




## Minugt

A Brazilian dimensional embroidery design by Rosalie Wakefield

Stitches Used: Leaf Stitch, Pistil Stitch, Double Cast-on, Double Cast-on Drizzle, Cast-on, Couching

- Leaves: Iris. Leaf stitch.
- Fine Growth: Glory. Couch swirls. Begin by bringing needle up near design center. Make a long stitch to the end of each "branch," couch into a graceful curve with tiny stitches. Do not pull stitches tight. Keep Glory un-twisted to prevent kinks and elbows.
- Flower Center: Lola. 3 pistil stitches, each with 3 wraps. 
- Side Petals (2): Lola. Double cast-on 8 sets (8 loops on each side of the needle). Bring needle up near flower center to start. This will hide the floss tails. One double cast-on is placed on each side of the pistil stitches. 
- Center Petal (1): Lola. On the short line above the double cast-on stitches, place a double cast-on drizzle stitch with 8 sets (8 loops on each side of the needle).
- Top Petals (2): Lola. Cast-on 12 for each petal. These stitches are placed on the curved lines 



Actual Design Area:  
1½" x 2"