

Caris 200 >>>

Fully Automated Chemiluminescence Immunoassay (CLIA) System

Learn more at: www.ystwt.cn

Flexible • Efficient • Reliable



Developing Scientifically

Focusing on the Health





Methods

Principle: CLIA with superparamagnetic microbeads
Label: acridinium ester
Substrates: NaOH, H₂O₂

Specifications

Throughput: up to 200T/h
Results:
 1st result at approx. 29 mins
 Each consecutive result in a 18s interval
Specimen type: serum, plasma
Specimen loading capacity: 100 specimens
Specimen tube dimensions:
 10.5, 13 or 16 mm (diameter)
 75 or 100 mm (height)
Specimen volume: 5~150 μ L, CV< 1%
Specimen dilution rate: x10, x100, x200, x1000
On-board reagent capacity: 50 positions
On-board reagent storage: constant 2~8°C
Substrate volume: 100ml, CV< 2%
Incubation temperature: 37 \pm 0.5°C
Reaction mode: 1-step, 1.5-step, 2-step

Functions


On-board mixing for microbeads
Touch-screen available
Barcode scanning
Substrate switching automatically: 2 sets of substrate available
LIS connection via com

Others

Size (W*D*H): 1630*1060*1440 (mm)
Weight: approx. 600kg
Tension: 220V, Frequency: 50/60 Hz
Operating temperature: 18~30°C
Power consumption: 400W
Noise: <85 dBA
Pollution Level: 2

Reaction Rack

- ▶ 120 reaction positions
- ▶ Blockproof design for cuvette
- ▶ Reaction modes: 1, 1.5, 2-step assay
- ▶ Throughput up to 200 tests/ hour
- ▶ First result in 29 mins, each consecutive result in a 18s interval



Reagents Rack

- ▶ 50 positions
- ▶ Continuous loading
- ▶ Barcode identification system
- ▶ Multi-loading of one reagent for large-size detection requirement, no need of frequent loading
- ▶ On-board mixing for microbeads



Sample Rack

- ▶ 100 on-board samples
- ▶ Continuous loading
- ▶ 10 emergency priority positions
- ▶ Real-time detection
- ▶ Continuous loading



Software

- ▶ Windows system, EN/CN language interfaces, friendly UI design with Touch Screen
- ▶ Automatic analysis of calibration and control
- ▶ Automatic on-board specimen dilution
- ▶ Automatic retesting of gray zone specimens and over-limit specimens
- ▶ LIS-connection



Interface - Assay Status

○ Status of Consumables

○ Reagent Info.

○ Specimen and Rack Status







○ Status of Waste Tank, Waste Box, Wash Solution Tank

Consumables

- ▶ Rack containing up to 960 cuvettes & disposable tips
- ▶ Continuous loading
- ▶ Substrate A & B: 500ml for each
- ▶ Continuous loading, and switching automatically with alarm



Analyzer Comparison

	WANTAI	SNIBE	SIMENS	ABBOTT	ROCHE	BECKMAN
						
Specification	Caris 200	Maglumi 4000	Immulite 2000	Architect i2000	Cobes E601	DXI 800
Principle	Flash CLIA	Flash CLIA	Glow CLIA	Flash CLIA	ECLIA	Glow CLIA
Throughput	200T/h	280T/h	200T/h	200T/h	170T/h	400T/h
Time to 1st Result	29 mins	15 mins	25 mins	15 mins	17 mins	15 mins
Sample Positions	110	144	90	135	150	120
Clot Detection	available	available	available	available	available	available
Reagent Positions	50	25	24	25	25	50
On-board Refrigeration	available	available	available	available	available	available
On-board Cuvettes No.	960	720	1000	1200	1060	2000
Walk away Capacity	5h	3h	5h	5h	4-5h	5h
Operation Mode	Random access, batch, STAT	Random access, batch, STAT	Random access, batch, STAT	Random access, batch, STAT	Random access, batch, STAT	Random access, batch, STAT
Cuvette Blockproof Design	Yes	No	No	No	Yes	No
On-board Shelf Life Reagent Kit	28 days	28 days	56 days	4-28 days	4-28 days	4-28 days
Stability of Recalibration	28 days	7-28 days	14 days	14 days	14-28 days	14 days
Lumination Label	Acridine Ester	ABEI	ALP	Acridine Ester	[Ru(bpy) ₃] ³⁺ ruthenium	ALP
Substrate	NaOH, H₂O₂	NaOH, H ₂ O ₂	AMPPD	NaOH, H ₂ O ₂	TPA	AMPPD
Solid Phase	Superpara magnetic microbeads	Superpara magnetic microbeads	Plastic balls	Superpara magnetic microbeads	Superpara magnetic microbeads	Magnetic microbeads
Pipetting Type	Disposable tips	Fixed niddle	Disposable tips	Disposable tips	Disposable tips	Fixed niddle
Continuous Loading of Reagents and Consumables	Yes	No	No	No	No	Yes
LIS-Connection	available	available	available	available	available	available
Barcode Scanning	available	available	available	available	available	available

Wantai state-of-the-art CLIA Reagents supported by powerful technology.

Menu



Infectious diseases

HAV Ab
 HAV IgM
 HBsAg High (quantitative)
 HBsAg (quantitative)
 HBsAb (quantitative)
 HBeAg
 HBeAg (quantitative)
 HBeAb
 HBeAb (quantitative)
 HBcAb
 HBcAb (quantitative)
 Anti-HBc High (quantitative)
 Anti-HBc IgM
 HBV PreS1
 HBV PreS1 (quantitative)
 HCV Ab
 HDV IgM
 HDV IgG
 HEV IgM
 HEV IgG
 HIV Ag/Ab
 TP Ab
 TB-IGRA
 HTLV
 EBV NA1 IgA
 EBV VCA IgA
 EBV Zta IgA

Cardiac markers (quantitative)

NT-pro BNP
 CK-MB
 cTnI
 cTnT
 Myo
 Hs-CRP
 Digoxin



Tumor markers (quantitative)

AFP
 CEA
 NSE
 SCC
 HE4
 CA125
 CA15-3
 CA19-9
 Cy21-1
 f-PSA
 t-PSA
 c-PSA
 β 2-Microglobulin
 Pepsinogen I Pepsinogen II
 CA72-4
 CA242
 CA50

TORCH

Toxo IgM
 Toxo IgG
 RV IgM
 RV IgG
 CMV IgM
 CMV IgG
 HSV-1 IgM
 HSV-1 IgG
 HSV-2 IgM
 HSV-2 IgG

Hormone (quantitative)

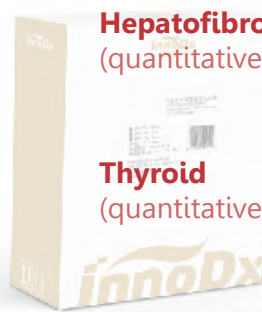
PAPPA
 PRL
 FSH
 Testo
 Cortisol
 PLGF
 Pro
 LH
 E2
 Total β -HCG
 Free β -HCG

Hepatofibrosis (quantitative)

LN
 HA
 P III -NP
 C IV

Thyroid (quantitative)

TSH
 TT3
 TT4
 FT3
 FT4
 TPO Ab
 TG Ab
 TG



Anemia (quantitative)

Ferritin
 sTfR

Diabetes (quantitative)

Insulin
 C-peptide

Bacterial infection (quantitative)

IL-6
 PCT

Renal function (quantitative)

NGAL

Others (quantitative)

Intact PTH
 25-OH-VD