


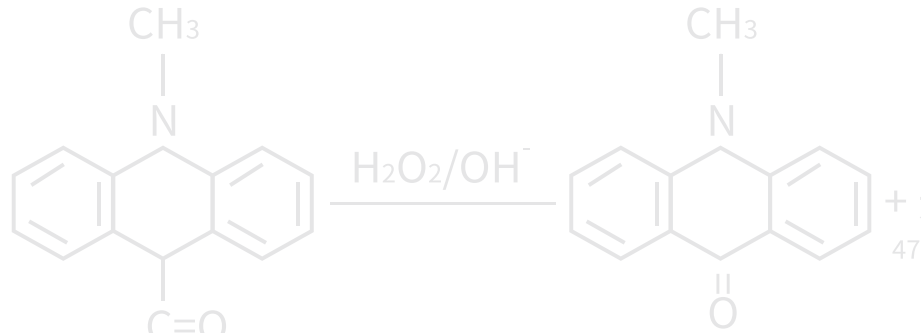
# Wan100

FULLY AUTOMATED CHEMILUMINESCENCE IMMUNOASSAY SYSTEM

PRACTICAL · QUICK · STABLE · PRECISE



# The smaller **Wan**, the better **One**



1.

## ► Specimens Rack

- 50 specimens loading on one time
- Magnetic entry for precise positioning
- 29 minutes for obtaining the first result
- 15 minutes for obtaining STAT results

2.

## ► Consumables Rack

- Disposable tip heads for preventing specimen cross-contamination
- Two-set consumable rack design for online continuous re-loading
- Different indicator lights for real-time monitoring of consumables

3.

## ► Reagents Rack

- 15 reagent positions supporting online loading
- 24-hour independent refrigeration
- “Enclosed” reagent vial to prevent volatilization

4.

## ► Reaction Rack

- Independent incubation area with precise temperature control
- Triple disk drive, combining multiple reaction modes
- New grip structure, fall-proof and jam-proof
- Solid-liquid waste separation, effectively reducing biosafety risks
- Precise sample of 5-200uL

5.

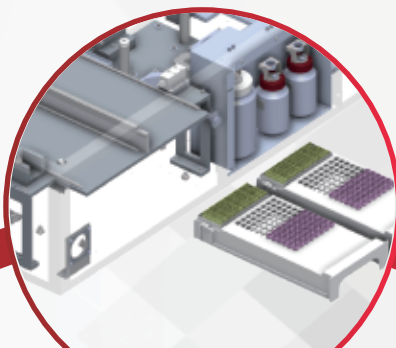
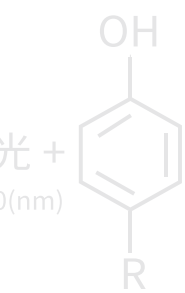
## ► Washing System

- Patented fountain-type spray cleaning technology of needles to eliminate carryover contamination
- Array surrounding magnetic field design
- Ultra-low loss rate of magnetic beads

6.

## ► Smart Control Interface


- Touch-screen with multi-language interface
- Well-designed and user-friendly
- IOT technology for smart laboratory management
- Supports LIS and HIS system interconnection
- Fully automated, no need for manual interventions
- Equipped with functions for automated re-inspection of gray zone and over-ranged specimens and for automatic re-testing.



2. Consumables Rack




3. Reagents Rack



1. Specimens Rack



4. Reaction Rack



5. Washing System



6. Smart Control Interface

# Test Menu

## Tumor Markers

CA125	CE
HE4	CE
Cy21-1	CE
NSE	CE
SCC	CE
β2-MG	CE
PGI	CE
PGII	CE
CA15-3	CE
CA19-9	CE
AFP	CE
CEA	CE
CA72-4	CE
CA50	CE
CA242	CE
c-PSA	
f-PSA	
T-PSA	
PIVKA-II	
HE4 II	

## TORCH

HSV-2 IgG
Rubella IgG
HSV-1 IgG
Toxo IgG
CMV IgG
Rubella IgM
CMV IgM
Toxo IgM
HSV-2 IgM
HSV-1 IgM

## Thyroid

FT3	CE
FT4	CE
TG	CE
TG-Ab	CE
TPO-Ab	CE
TSH	CE
TT3	CE

TT4	CE
TSH II	
TT3 II	

## Infectious Diseases

SARS-CoV-2 Ab	CE
SARS-CoV-2 IgM	CE
HAV Ab	CE
HAV IgM	CE
HEV IgG	CE
HEV IgM	CE
TP Ab	CE
TB-IGRA	CE
SARS-CoV-2 Ab QN (Quantitative)	CE
SARS-CoV-2 IgG QN (Quantitative)	CE
SARS-CoV-2 NAbs (Quantitative)	CE
HBsAg	
HIV Ag/Ab	
HCV Ab	
HBsAb	
HBeAg	
HBeAb	
HBeAb	
Anti-HBc IgM	
HBeAg QN	
Anti-HBe QN	
Anti-HBc QN	
HBsAg HQ	
HBcAb HQ	
HBV PreS1	
HDV IgG	
HDV IgM	
HEV Ag	

## Hormones

AMH	CE
FSH	CE
LH	CE
PRL	CE
T-β-HCG	CE
F-β-HCG	CE
Prog	CE
E2	CE

Testo	CE
Prog STAT	
HCG STAT	

## EBV

EBV VCA IgM	
EBV VCA IgG	
EBV EA IgG	
EBV NA1 IgG	
BNLF2b	
EBV EBNA1 IgA	CE
EBV VCA IgA	CE
EBV Zta IgA	CE

## Cardiac Markers

CK-MB	CE
cTnl	CE
cTnT	CE
Hs-CRP	CE
Myo	CE
NBNP	CE
H-FABP	
CK-MB STAT	
NBNP STAT	
Myo STAT	
Hs-cTnT STAT	
ST2	
Lp-PLA2	

## Respiratory

MP IgM
CP IgM
MP IgG
CP IgG

## Liver Function

CHI3L1
--------

## Liver Fibrosis

C IV	CE
HA	CE
LN	CE
PIIINP	CE

## Inflammation

IL-6	CE
PCT	CE
IL-6 STAT	
PCT STAT	

## Diabetes

C-Peptide	CE
Insulin	CE

## Anemia

Ferritin	CE
----------	----

## Other

iPTH
------



## **PROFOUND** R&D Background

Built in cooperation with China's National Engineering Technology Research Center, which has strong R&D capabilities and many years of experience in the industrialization of chemiluminescence products

## **CLASSIC** Technological Platform

Adopts an internationally advanced direct chemiluminescence of Acridinium Ester, which has stability, few interfering factors and high signal-noise ratio

## **THOUGHTFUL** Design Approach

Desktop model, highly integrated, with a Volume of only 0.5m<sup>3</sup>  
Constant speed of 100 T/h, Fastest time-to-results is 15 minutes



## **STABLE** Analytical Performance

Practical and outstanding, with improved analysis performance and CV of around 1.5%

## **COMPLETE** Menu of Tests

Encompassing 9 categories and over 100 parameters, effectively fulfilling demands for clinical testing

## **EXCELLENT** After-sales Service

Backed by a customer Service Team that is ready for technical support at any time



Scan QR for additional information

31 Kexueyuan Rd. Beijing 102206

Tell: 0086 10 59528888

E-mail: wtexport@ystwt.com

After-sales service: 0086 400-650-5969

Fax: 0086 10 8970 5849

Http://www.ystwt.cn