



Insights & Highlights

Here's what people wanted to know from the U.S. Government

20,794,287

Interactions with the public



Highlight

We saw more searches related to



voting and elections

in FY2022 Q1 as compared to the previous quarter.



This shift may be due to a combination of state and local elections, midterm media mentions, and class assignments.

Voting- and election-related Google search topics that increased the most (based on %) were:

915% ↑ **Congressional and Midterm Elections**

increase

332% ↑ **Absentee Voting**

increase

181% ↑ **Electoral College**

increase

84% ↑ **Voting and Election Laws**

increase

74% ↑ **Constitutional Requirements**

increase

Top 5 Pages

These were the most frequently visited USA.gov pages between October and December 2021.


#1



Getting or Renewing a U.S. Passport

961,824
unique pageviews

#2



Unclaimed Money from the Government

678,508
unique pageviews


#3



Change Your Address and Other U.S. Post Office Services

473,660
unique pageviews


#4



Where's My Refund? How to Check the Status of My Tax Return

418,027
unique pageviews

#5



Branches of the U.S. Government

349,071
unique pageviews



Most-Clicked USAGov Emails

[Are You Eligible to Get Paid as a Family Caregiver?](#)

2,479 clicks 3.2% click rate

#1

[Find COVID-19 Financial Relief](#)

2,049 clicks 3.7% click rate

#2

[Check Official Sources for Unclaimed Money](#)

1,997 clicks 3.5% click rate

#3

[Protect Your Personal Data from Scammers](#)

1,691 clicks 2.7% click rate

#4

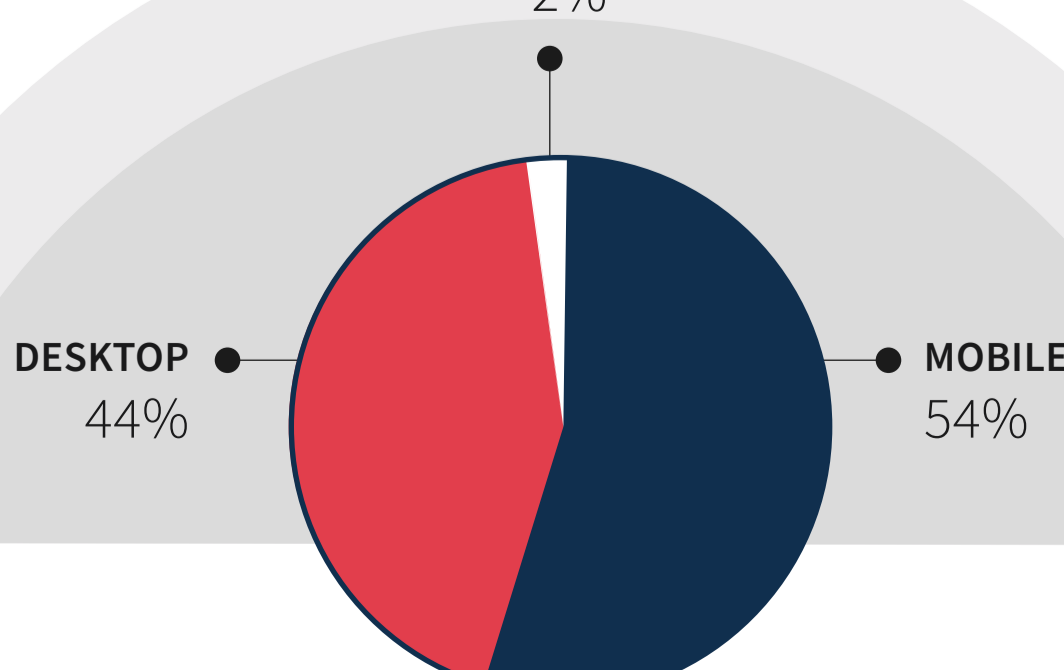
[Visit USAJOBS to Start a Government Job](#)

1,670 clicks 3.7% click rate

#5

How Users Access USA.gov

The majority of USA.gov visitors (54%) access the website through a mobile device. To help provide a good experience on USA.gov, designers optimize for mobile.



To view other USAGov data visit <https://www.usa.gov/website-analytics/>