

2017 VOTE COUNT

Kansas
Core Issues



How did your Kansas legislators do in 2017?




We have compiled the votes of Kansas legislators on some of the most important issues this year, and noted how those votes align with MainStream's positions. For more detailed information, visit our website: mainstreamcoalition.org

Who represents you? Find **your** legislators at ksleglookup.org

MainStream's 2017 Legislative Positions

20% per issue area Bills and votes counted

-  **Tax Reform**
 1. Support comprehensive tax reform package (HB 2178)
 2. Override Gov. Brownback's veto of final comprehensive tax reform package (SB 30)
-  **Public Education**
 3. Support final school finance bill (SB 19) OR support amendments to increase funding level in school finance bills (HB 2410 - Trimmer amend., HB 2186 - Hensley amend.)

** Supporters of public education fell in two camps in 2017: vote for the school finance bill (SB 19) despite underfunding, to move the process forward to the Kansas Supreme Court, OR vote for increased funding levels (HB 2410, HB 2186) despite the impossibility of raising those funds this year. By allowing full points for either vote, we acknowledge that both positions were in support of public education.*
-  **Health Care**
 4. Support expansion of KanCare (Medicaid) for poor working Kansans (HB 2044)
-  **Women's Health**
 5. Oppose additional burdens to abortion providers (SB 83)
 6. Oppose amendments to defund Planned Parenthood (HB 2044)
-  **Gun Safety**
 7. Support exemption for public hospitals, mental institutions, and KUMC from concealed carry laws (HB 2278)

How did we score them?

Each issue area is equally weighted, worth 1 point (20%), so in areas with two bills, each bill is worth 0.5 pts, except for education (see below)

For example, Rep. Murman scored 5 pts. divided by 5 issue areas = 100%. Rep. Lusk scored 4.5 pts. / 5 areas = 90%.








But in some cases, when a vote is not recorded — if they are absent or abstain — we cannot score that vote. e.g., Rep. Crum scored 4.5 pts. / 4.5 areas = 100%.

KS Legislative Vote Count			2017 Score (%)		✓ = supported MainStream positions x = did not abs = abstain out = absent n/a = no vote recorded						
			1	2	3*	4	5	6	7	Lifetime Score (%)	
House District	57	Alcala, John	80	x	✓	✓	✓	x	✓	✓	83
	124	Alford, Steve	90	✓	✓	✓	✓	x	✓	✓	58
	112	Arnberger, Tory	40	x	x	✓	✓	x	x	x	40
	106	Aurand, Clay	80	x	✓	✓	✓	x	✓	✓	83
	61	Awerkamp, Francis	0	x	x	x	x	x	x	x	0
	68	Baker, Dave	70	✓	✓	x	✓	x	✓	✓	70
	44	Ballard, Barbara	100	✓	✓	✓	✓	✓	✓	✓	100
	70	Barker, John	22	x	out	x	x	x	x	✓	26
	104	Becker, Steven	80	✓	✓	✓	✓	x	x	✓	83
	88	Bishop, Elizabeth	100	✓	✓	✓	✓	✓	✓	✓	100
	12	Blex, Doug	22	out	x	✓	x	x	x	x	22

KS Legislative Vote Count			2017 Score (%)		✓ = supported MainStream positions x = did not abs = abstain out = absent n/a = no vote recorded							Lifetime Score (%)
										6	7	
House District 39	Brim, Shelee	80	✓	✓	✓	✓	X	X	✓	80		
82	Burriss, Jesse	0	n/a	X	X	n/a	n/a	n/a	X	0		
33	Burroughs, Tom	90	X	✓	✓	✓	✓	✓	✓	96		
26	Campbell, Larry	89	✓	✓	✓	✓	X	out	✓	57		
66	Carlin, Sydney	100	✓	✓	✓	✓	✓	✓	✓	100		
92	Carmichael, John	100	✓	✓	✓	✓	✓	✓	✓	100		
81	Carpenter, Blake	0	X	X	X	X	X	X	X	0		
69	Claeys, J.R.	22	X	X	✓	X	X	out	X	11		
65	Clark, Lonnie	50	X	✓	X	✓	X	X	✓	61		
19	Clayton, Stephanie	100	✓	✓	✓	✓	✓	✓	✓	100		
107	Concannon, Susan	90	✓	✓	✓	✓	X	✓	✓	77		
54	Corbet, Ken	0	X	X	X	X	X	X	X	0		
17	Cox, Tom	89	✓	✓	✓	✓	X	out	✓	89		
98	Crum, Steven	100	✓	✓	✓	✓	out	✓	✓	100		
32	Curtis, Pam	100	✓	✓	✓	✓	✓	✓	✓	100		
15	Davis, Erin	50	X	✓	✓	X	X	X	✓	21		
40	Deere, Debbie	100	✓	✓	✓	✓	✓	✓	✓	100		
94	Delperdang, Leo	40	X	X	✓	X	X	X	✓	40		
71	Dierks, Diana	90	✓	✓	✓	✓	X	✓	✓	88		
52	Dietrich, Brenda	80	✓	✓	✓	✓	X	X	✓	80		
38	Dove, Willie	40	X	X	✓	X	X	X	✓	17		
87	Elliott, Roger	80	✓	✓	✓	✓	X	X	✓	80		
47	Ellis, Ronald	30	X	X	✓	X	X	✓	X	30		
63	Eplee, John	90	✓	✓	✓	✓	X	✓	✓	90		
14	Esau, Keith	0	X	X	X	X	X	X	X	0		
59	Finch, Blaine	50	X	✓	✓	X	X	X	✓	54		
84	Finney, Gail	100	✓	✓	✓	✓	✓	✓	✓	100		
125	Francis, Shannon	67	✓	out	✓	X	X	✓	✓	63		
37	Frownfelter, Stan	100	✓	✓	✓	✓	✓	✓	✓	92		
23	Gallagher, Linda	100	✓	✓	✓	✓	✓	✓	✓	100		
62	Garber, Randy	0	X	X	X	X	X	X	X	0		

KS Legislative Vote Count			2017 Score (%)		✓ = supported MainStream positions x = did not abs = abstain out = absent n/a = no vote recorded							Lifetime Score (%)
												
House District 53	Gartner, Jim	100	✓	✓	✓	✓	✓	✓	✓	100		
75	Good, Mary Martha	70	x	✓	✓	✓	x	x	✓	70		
100	Hawkins, Daniel	30	x	✓	x	x	x	x	✓	21		
83	Helgerson, Henry	100	✓	✓	✓	✓	✓	✓	✓	100		
35	Henderson, Broderick	89	✓	x	✓	✓	out	✓	✓	96		
13	Hibbard, Larry	90	✓	✓	✓	✓	x	✓	✓	79		
46	Highberger, Dennis	100	✓	✓	✓	✓	✓	✓	✓	100		
51	Highland, Ron	0	x	x	x	x	out	x	x	0		
118	Hineman, Don	90	✓	✓	✓	✓	x	✓	✓	81		
72	Hodge, Tim	80	x	✓	✓	✓	x	✓	✓	80		
116	Hoffman, Kyle	20	x	x	✓	x	x	x	x	8		
16	Holscher, Cindy	100	✓	✓	✓	✓	✓	✓	✓	100		
10	Horn, Eileen	n/a	n/a	n/a	n/a	n/a	n/a	n/a	n/a	n/a		
1	Houser, Michael	0	x	x	x	x	x	x	x	0		
90	Huebert, Steve	0	x	x	x	x	x	x	x	0		
99	Humphries, Susan	0	x	x	x	x	x	x	x	0		
4	Jacobs, Trevor	0	x	out	x	x	x	x	out	0		
122	Jennings, Russ	90	✓	✓	✓	✓	x	✓	✓	71		
108	Johnson, Steven	80	✓	✓	✓	✓	x	x	✓	46		
5	Jones, Kevin	0	x	x	x	x	x	x	x	0		
80	Judd-Jenkins, Anita	90	✓	✓	✓	✓	x	✓	✓	90		
42	Karleskint, Jim	80	✓	✓	✓	✓	x	x	✓	80		
11	Kelly, Jim	90	✓	✓	✓	✓	x	✓	✓	65		
20	Kessinger, Jan	100	✓	✓	✓	✓	✓	✓	✓	100		
28	Koesten, Joy	100	✓	✓	✓	✓	✓	✓	✓	100		
55	Kuether, Annie	100	✓	✓	✓	✓	✓	✓	✓	100		
91	Lakin, Greg	50	x	✓	✓	x	x	x	✓	50		
105	Landwehr, Brenda	20	x	x	✓	x	x	x	x	17		
113	Lewis, Greg	90	✓	✓	✓	✓	x	✓	✓	75		
22	Lusk, Nancy	100	✓	✓	✓	✓	✓	✓	✓	100		
2	Lusker, Adam	90	✓	✓	✓	✓	x	✓	✓	88		

KS Legislative Vote Count			✓ = supported MainStream positions x = did not abs = abstain out = absent n/a = no vote recorded							Lifetime Score (%)
			1	2	3*	4	5	6	7	
House District 8	Markley, Patty	90	✓	✓	✓	✓	X	✓	✓	90
73	Mason, Les	0	X	out	X	X	X	X	X	9
117	Mastroni, Leonard	80	X	✓	✓	✓	X	✓	✓	80
58	Miller, Vic	90	✓	✓	✓	✓	X	✓	✓	90
3	Murnan, Monica	100	✓	✓	✓	✓	✓	✓	✓	100
18	Neighbor, Cindy	100	✓	✓	✓	✓	✓	✓	✓	100
89	Ohaebosim, KC	100	✓	✓	✓	✓	✓	✓	✓	100
115	Orr, Boyd	70	✓	✓	✓	✓	X	✓	X	70
97	Osterman, Les	20	X	X	✓	X	X	X	X	8
24	Ousley, Jarrod	100	✓	✓	✓	✓	✓	✓	✓	100
29	Parker, Brett	100	✓	✓	✓	✓	✓	✓	✓	100
50	Patton, Fred	40	✓	✓	X	X	X	X	✓	50
111	Phelps, Eber	90	✓	✓	✓	✓	X	✓	✓	92
67	Phillips, Tom	90	✓	✓	✓	✓	X	✓	✓	88
41	Pittman, Jeff	70	✓	✓	✓	✓	X	✓	X	70
30	Powell, Randy	0	X	X	X	X	X	X	X	0
102	Probst, Jason	n/a	n/a	n/a	n/a	n/a	n/a	n/a	n/a	n/a
7	Proehl, Richard	90	✓	✓	✓	✓	X	✓	✓	73
48	Rafie, Abraham	60	✓	✓	✓	X	X	X	✓	60
110	Rahjes, Ken	0	X	X	X	X	X	X	X	13
119	Ralph, Bradley	90	✓	✓	✓	✓	X	✓	✓	90
121	Resman, John	0	X	X	X	X	X	X	X	0
25	Rooker, Melissa	100	✓	✓	✓	✓	✓	✓	✓	100
31	Ruiz, Louis	100	✓	✓	✓	✓	✓	✓	✓	100
78	Ryckman, Jr., Ron	50	X	✓	✓	X	X	X	✓	21
95	Sawyer, Tom	100	✓	✓	✓	✓	✓	✓	✓	100
60	Schreiber, Mark	90	✓	✓	✓	✓	X	✓	✓	90
74	Schroeder, Don	89	✓	✓	✓	✓	X	out	✓	88
49	Schwab, Scott	40	X	X	✓	X	X	X	✓	23
101	Seiwert, Joe	44	X	abs	✓	X	X	X	✓	26
45	Sloan, Tom	100	✓	✓	✓	✓	✓	✓	✓	100

KS Legislative Vote Count			2017 Score (%)		✓ = supported MainStream positions x = did not abs = abstain out = absent n/a = no vote recorded							Lifetime Score (%)
												
House District 120	Smith, Adam	70	✓	✓	✓	✓	X	✓	X	70		
76	Smith, Eric	20	X	X	✓	X	X	X	X	20		
21	Stogsdill, Jerry	100	✓	✓	✓	✓	✓	✓	✓	100		
43	Sutton, Bill	20	X	X	✓	X	X	X	X	9		
64	Swanson, Susie	90	✓	✓	✓	✓	X	✓	✓	88		
27	Tarwater, Sean	60	✓	✓	✓	X	X	X	✓	60		
114	Thimesch, Jack	22	X	out	✓	X	X	X	X	19		
9	Thompson, Kent	90	✓	✓	✓	✓	X	✓	✓	63		
79	Trimmer, Ed	100	✓	✓	✓	✓	✓	✓	✓	100		
6	Vickrey, Jene	0	X	X	X	X	X	X	X	0		
103	Victors, Ponka-We	100	✓	✓	✓	✓	✓	✓	✓	100		
86	Ward, Jim	100	✓	✓	✓	✓	✓	✓	✓	100		
109	Waymaster, Troy	40	X	✓	✓	X	X	✓	X	25		
85	Weber, Chuck	20	X	X	✓	X	X	X	X	13		
56	Weigel, Virgil	100	✓	✓	✓	✓	✓	✓	✓	100		
123	Wheeler, John	90	✓	✓	✓	✓	X	✓	✓	90		
96	Whipple, Brandon	90	X	✓	✓	✓	✓	✓	✓	86		
93	Whitmer, John	0	X	X	X	X	X	X	X	0		
77	Williams, Kristey	0	X	X	X	X	X	X	X	10		
34	Winn, Valdenia	80	✓	✓	X	✓	✓	✓	✓	92		
36	Wolfe Moore, Kathy	100	✓	✓	✓	✓	✓	✓	✓	100		

Senate District 32	Alley, Larry	0	X	X	X	X	X	X	X	0
37	Baumgardner, Molly	0	X	X	X	X	X	X	X	13
34	Berger, Edward	90	✓	✓	✓	✓	X	✓	✓	90
40	Billinger, Rick	60	✓	✓	✓	✓	X	X	X	45
7	Bollier, Barbara	100	✓	✓	✓	✓	✓	✓	✓	100
36	Bowers, Elaine	50	X	✓	✓	✓	X	X	X	50
8	Denning, Jim	50	X	✓	✓	X	X	X	✓	23
39	Doll, John	100	✓	✓	✓	✓	✓	✓	✓	92
38	Estes, Bud	30	X	✓	✓	X	X	X	X	21

KS Legislative Vote Count			2017 Score (%)		✓ = supported MainStream positions x = did not abs = abstain out = absent n/a = no vote recorded							Lifetime Score (%)
												
Senate District	Senator	Score (%)	1	2	3*	4	5	6	7	Lifetime Score (%)		
29	Faust-Goudeau, Oletha	100	✓	✓	✓	✓	✓	✓	✓	100		
5	Fitzgerald, Steve	0	x	x	x	x	x	x	x	0		
2	Francisco, Marci	100	✓	✓	✓	✓	✓	✓	✓	100		
14	Givens, Bruce	90	✓	✓	✓	✓	x	✓	✓	90		
15	Goddard, Dan	90	✓	✓	✓	✓	x	✓	✓	90		
4	Haley, David	100	✓	✓	✓	✓	✓	✓	✓	91		
24	Hardy, Randall	100	✓	✓	✓	✓	✓	✓	✓	100		
22	Hawk, Tom	100	✓	✓	✓	✓	✓	✓	✓	100		
19	Hensley, Anthony	100	✓	✓	✓	✓	✓	✓	✓	100		
13	Hilderbrand, Richard	33	n/a	x	✓	n/a	x	n/a	x	33		
3	Holland, Tom	90	x	✓	✓	✓	✓	✓	✓	95		
18	Kelly, Laura	100	✓	✓	✓	✓	✓	✓	✓	91		
26	Kerschen, Dan	80	✓	✓	✓	✓	x	x	✓	45		
17	Longbine, Jeff	80	✓	✓	✓	✓	x	x	✓	55		
9	Lynn, Julia	20	x	x	✓	x	x	x	x	9		
16	Masterson, Ty	0	x	x	x	x	x	x	x	0		
31	McGinn, Carolyn	90	✓	✓	✓	✓	x	✓	✓	85		
23	Olson, Rob	0	x	x	x	x	x	x	x	0		
28	Petersen, Mike	29	x	x	✓	out	x	out	x	11		
6	Petty, Pat	100	✓	✓	✓	✓	✓	✓	✓	100		
10	Pilcher-Cook, Mary	0	x	x	x	x	x	x	x	0		
1	Pyle, Dennis	0	x	x	x	x	x	x	x	18		
25	Rogers, Lynn	100	✓	✓	✓	✓	✓	✓	✓	100		
20	Schmidt, Vicki	100	✓	✓	✓	✓	✓	✓	✓	91		
11	Skubal, John	100	✓	✓	✓	✓	✓	✓	✓	100		
27	Suellentrop, Gene	20	x	x	x	x	x	x	✓	8		
21	Sykes, Dinah	100	✓	✓	✓	✓	✓	✓	✓	100		
33	Taylor, Mary Jo	90	✓	✓	✓	✓	x	✓	✓	90		
12	Tyson, Caryn	0	x	x	x	x	x	out	x	10		
30	Wagle, Susan	20	x	x	✓	x	x	x	x	9		
35	Wilborn, Rick	50	x	✓	✓	✓	x	x	x	31		