

# 2018 VOTE COUNT

Kansas Core Issues




## How did your Kansas legislators do in 2018?

We have compiled the votes of Kansas legislators on some of the most important issues this year, and noted how those votes align with MainStream's positions. For more detailed information, visit our website: [mainstreamcoalition.org](http://mainstreamcoalition.org)

Who represents you? Find **your** legislators at [ksleglookup.org](http://ksleglookup.org)

## MainStream's 2018 Legislative Positions and Votes Tracked

33% per issue area Bills and votes counted




-  **Tax Reform** 1. Oppose rescinding 2017 tax reforms (HB 2228)
-  **Public Education** 2. Support final school finance bill (Sub SB 423) OR support amendments to increase funding level in school finance bills (HB 2445 - Trimmer amend.)  
*\* As we did in 2017, we recognize that supporters of public education fell in two camps in 2018: vote for the school finance bill (Sub SB 423) despite underfunding, to move the process forward to the Kansas Supreme Court, OR vote for increased funding levels (HB 2445) despite the impossibility of raising those funds this year. By allowing full points for either vote, we acknowledge that both positions were in support of public education.*
-  **LGBTQ+ Rights** 3. Oppose "Adoption Protection" discriminatory bill (SB 284)

### How did we score them?

Each issue area is equally weighted, worth 1 point (33%), so each bill is worth 1 pt, except for education (see below)

For example, Rep. Murman scored 3 pts. divided by 3 issue areas = 100%. Rep. Hineman scored 2 pts. / 3 areas = 67%.

But in some cases, when a vote is not recorded — if they are absent or abstain — we cannot score that vote. e.g., Rep. Alford scored 1 pt. / 2 areas = 50%.

KS Legislative Vote Count				✓ = supported MainStream position x = did not                      abs = abstain out = absent                      n/a = no vote recorded			Lifetime Score (%)
				 1	 2*	 3	
House District		2018 Score (%)	1	2*	3		
57	Alcala, John	100	✓	✓	✓	87	
124	Alford, Steve	50	out	✓	X	57	
112	Arnberger, Tory	33	X	✓	X	38	
106	Aurand, Clay	33	X	✓	X	67	
61	Awerkamp, Francis	0	X	X	X	0	
68	Baker, Dave	100	✓	✓	✓	81	
44	Ballard, Barbara	67	✓	X	✓	94	
70	Barker, John	100	out	✓	out	32	
104	Becker, Steven	100	✓	✓	✓	87	
88	Bergquist, Emil	0	X	X	X	0	
12	Bishop, Elizabeth	100	✓	✓	✓	100	
39	Blex, Doug	0	X	X	X	13	
82	Brim, Shelee	100	✓	✓	✓	88	

✓ = supported MainStream position  
 x = did not                      abs = abstain  
 out = absent                  n/a = no vote recorded

## KS Legislative Vote Count

			2018 Score (%)				Lifetime Score (%)
House District	33	Burris, Jesse	0	X	X	X	0
	26	Burroughs, Tom	100	✓	✓	✓	97
	66	Carlin, Sydney	100	✓	✓	✓	100
	92	Carmichael, John	100	✓	✓	✓	100
	81	Carpenter, Blake	0	X	X	X	0
	69	Claeys, J.R.	0	out	X	X	9
	65	Clark, Lonnie	33	X	✓	X	54
	19	Clayton, Stephanie	100	✓	✓	✓	100
	107	Concannon, Susan	33	X	✓	X	68
	54	Corbet, Ken	0	X	X	X	0
	17	Cox, Tom	67	✓	✓	X	80
	98	Crum, Steven	100	✓	✓	✓	100
	32	Curtis, Pam	100	✓	✓	✓	100
	15	Davis, Erin	67	X	✓	✓	30
	40	Deere, Debbie	100	✓	✓	✓	100
	94	Delperdang, Leo	33	X	✓	X	38
	71	Dierks, Diana	100	✓	✓	✓	90
	52	Dietrich, Brenda	67	✓	✓	X	75
	38	Dove, Willie	33	X	✓	X	20
	87	Elliott, Roger	67	✓	✓	X	75
	47	Ellis, Ronald	33	X	✓	X	31
	63	Eplee, John	33	X	✓	X	69
	14	Esau, Keith	0	X	X	X	0
	59	Finch, Blaine	33	X	✓	X	50
	84	Finney, Gail	100	✓	✓	✓	100
	125	Francis, Shannon	33	X	✓	X	56
	37	Frownfelter, Stan	100	✓	✓	✓	93
	23	Gallagher, Linda	100	✓	✓	✓	100
	62	Garber, Randy	0	X	X	X	0
	53	Gartner, Jim	100	✓	✓	✓	100

✓ = supported MainStream position  
 x = did not                      abs = abstain  
 out = absent                    n/a = no vote recorded

**KS Legislative Vote Count**

**2018 Score (%)**

							
				<b>1</b>	<b>2*</b>	<b>3</b>	Lifetime Score (%)
House District	75	Good, Mary Martha	100	✓	✓	✓	81
	100	Hawkins, Daniel	33	X	✓	X	23
	83	Helgerson, Henry	100	out	✓	✓	100
	35	Henderson, Broderick	67	✓	X	✓	90
	13	Hibbard, Larry	100	out	✓	out	81
	46	Highberger, Dennis	100	✓	✓	✓	100
	51	Highland, Ron	0	X	X	X	0
	118	Hineman, Don	67	X	✓	✓	78
	72	Hodge, Tim	100	✓	✓	✓	88
	116	Hoffman, Kyle	33	X	✓	X	13
	16	Holscher, Cindy	100	out	✓	✓	100
	10	Horn, Eileen	100	✓	✓	✓	100
	1	Houser, Michael	0	X	X	X	0
	90	Huebert, Steve	33	X	✓	X	6
	99	Humphries, Susan	0	X	X	X	0
	4	Jacobs, Trevor	0	X	X	X	0
	122	Jennings, Russ	33	X	✓	X	63
	108	Johnson, Steven	33	X	✓	X	44
	5	Jones, Kevin	0	X	X	X	0
	80	Judd-Jenkins, Anita	100	✓	✓	✓	94
	42	Karleskint, Jim	67	✓	✓	X	75
	11	Kelly, Jim	33	X	✓	X	59
	20	Kessinger, Jan	100	✓	✓	✓	100
	28	Koesten, Joy	100	✓	✓	✓	100
	55	Kuether, Annie	100	✓	✓	✓	100
	91	Landwehr, Brenda	33	X	✓	X	22
	105	Lewis, Greg	33	X	✓	X	65
	113	Lusk, Nancy	100	✓	✓	✓	100
	22	Lusker, Adam	100	✓	✓	✓	90
	2	Markley, Patty	100	✓	✓	✓	94




✓ = supported MainStream position  
 x = did not                      abs = abstain  
 out = absent                    n/a = no vote recorded

### KS Legislative Vote Count

		2018 Score (%)				Lifetime Score (%)
House District 8	Mason, Les	0	x	x	x	7
73	Mastroni, Leonard	33	x	✓	x	63
117	Miller, Vic	100	✓	✓	✓	94
58	Murnan, Monica	100	✓	✓	✓	100
3	Neighbor, Cindy	100	✓	✓	✓	100
18	Ohaebosim, KC	100	✓	✓	✓	100
89	Orr, Boyd	67	✓	✓	x	69
115	Osterman, Les	0	x	x	x	6
97	Ousley, Jarrod	100	✓	✓	✓	100
24	Parker, Brett	100	✓	✓	✓	100
29	Patton, Fred	33	x	✓	x	46
50	Phelps, Eber	100	✓	✓	✓	94
111	Phillips, Tom	67	✓	✓	x	83
67	Pittman, Jeff	100	✓	✓	✓	81
41	Powell, Randy	0	x	x	x	0
30	Probst, Jason	100	✓	✓	✓	100
102	Proehl, Richard	33	x	✓	x	66
7	Rafie, Abraham	33	x	✓	x	50
48	Rahjes, Ken	33	x	✓	x	18
110	Ralph, Bradley	67	x	✓	✓	81
119	Resman, John	0	x	x	x	0
121	Rooker, Melissa	100	✓	✓	✓	100
25	Ruiz, Louis	100	✓	✓	✓	100
31	Ryckman, Jr., Ron	33	x	✓	x	23
78	Sawyer, Tom	100	✓	✓	✓	100
95	Schreiber, Mark	67	x	✓	✓	81
60	Schroeder, Don	0	x	x	x	71
74	Schwab, Scott	0	out	x	out	21
49	Seiwert, Joe	0	x	x	x	21
101	Sloan, Tom	67	✓	x	✓	93

✓ = supported MainStream position  
 x = did not                      abs = abstain  
 out = absent                    n/a = no vote recorded



### KS Legislative Vote Count

			2018 Score (%)				Lifetime Score (%)
				1	2*	3	
House District	45	Smith, Adam	33	X	✓	X	56
	120	Smith, Eric	0	X	X	X	13
	76	Stogsdill, Jerry	100	✓	✓	✓	100
	21	Sutton, Bill	0	X	X	X	7
	43	Swanson, Susie	100	✓	✓	✓	88
	64	Tarwater, Sean	33	X	✓	X	50
	27	Thimesch, Jack	0	X	X	X	15
	114	Thompson, Kent	67	X	✓	✓	63
	9	Trimboli, Frank	0	X	X	X	0
	79	Trimmer, Ed	100	✓	✓	✓	100
	6	Vickrey, Jene	0	X	X	X	0
	103	Victors, Ponka-We	100	✓	✓	✓	100
	86	Ward, Jim	100	✓	✓	✓	100
	109	Waymaster, Troy	33	X	✓	X	27
	85	Weber, Chuck	0	X	X	X	9
	56	Weigel, Virgil	100	✓	✓	✓	100
	123	Wheeler, John	67	✓	✓	X	81
	96	Whipple, Brandon	100	✓	✓	✓	89
	93	Whitmer, John	0	X	X	X	0
	77	Williams, Kristey	0	X	X	X	8
	34	Winn, Valdenia	100	✓	✓	out	93
	36	Wolfe Moore, Kathy	100	✓	✓	✓	100

Senate District	32	Alley, Larry	0	X	X	X	0
	37	Baumgardner, Molly	0	X	X	X	9
	34	Berger, Edward	67	✓	✓	X	81
	40	Billinger, Rick	0	X	X	X	36
	7	Bollier, Barbara	67	✓	X	✓	93
	36	Bowers, Elaine	33	X	✓	X	42
	8	Denning, Jim	0	X	X	X	19

✓ = supported MainStream position  
 x = did not  
 out = absent  
 abs = abstain  
 n/a = no vote recorded




## KS Legislative Vote Count

			2018 Score (%)				Lifetime Score (%)
Senate District	39	Doll, John	67	✓	✓	X	83
	38	Estes, Bud	0	X	X	X	13
	29	Faust-Goudeau, Oletha	100	✓	✓	✓	100
	5	Fitzgerald, Steve	0	X	X	X	0
	2	Francisco, Marci	100	✓	✓	✓	100
	14	Givens, Bruce	100	✓	✓	abs	93
	15	Goddard, Dan	33	X	✓	X	69
	4	Haley, David	100	✓	✓	✓	93
	24	Hardy, Randall	67	✓	✓	X	88
	22	Hawk, Tom	100	✓	✓	✓	100
	19	Hensley, Anthony	100	✓	✓	✓	100
	13	Hilderbrand, Richard	0	X	X	X	17
	3	Holland, Tom	100	✓	✓	✓	96
	18	Kelly, Laura	100	✓	✓	✓	93
	26	Kerschen, Dan	0	X	X	X	38
	17	Longbine, Jeff	33	X	✓	X	50
	9	Lynn, Julia	0	X	X	X	7
	16	Masterson, Ty	0	X	X	X	0
	31	McGinn, Carolyn	100	✓	✓	✓	88
	23	Olson, Rob	0	X	X	X	0
	28	Petersen, Mike	0	X	X	X	8
	6	Petty, Pat	100	✓	✓	✓	100
	10	Pilcher-Cook, Mary	0	X	X	X	0
	1	Pyle, Dennis	0	X	X	X	14
	25	Rogers, Lynn	100	✓	✓	✓	100
	20	Schmidt, Vicki	100	✓	✓	✓	93
	11	Skubal, John	100	✓	✓	✓	100
	27	Suellentrop, Gene	0	X	X	X	7
	21	Sykes, Dinah	100	✓	✓	✓	100
	33	Taylor, Mary Jo	100	✓	✓	✓	94

✓ = supported MainStream position  
 x = did not                      abs = abstain  
 out = absent                  n/a = no vote recorded

**KS Legislative Vote Count**

**2018 Score (%)**

							
				<b>1</b>	<b>2*</b>	<b>3</b>	Lifetime Score (%)
Senate District	12	Tyson, Caryn	0	X	X	X	8
	30	Wagle, Susan	0	X	X	X	7
	35	Wilborn, Rick	0	X	X	X	23