

YEMEN



STATISTICAL PROFILE ON FEMALE GENITAL MUTILATION

Female genital mutilation (FGM) refers to “all procedures involving partial or total removal of the female external genitalia or other injury to the female genital organs for non-medical reasons.”¹ While the exact number of girls and women worldwide who have undergone FGM remains unknown, at least 200 million girls and women have been cut in 31 countries with representative data on prevalence. FGM is a violation of girls’ and women’s human rights and is condemned by many international treaties and conventions, as well as by national legislation in many countries. Yet, where it is practised, FGM is performed in line with tradition and social norms to ensure that girls are socially accepted and marriageable, and to uphold their status and honour and that of the entire family. UNICEF works with government, civil society partners and other UN agencies towards the elimination of FGM in countries where it is still practised.

1. World Health Organization, *Eliminating Female Genital Mutilation: An interagency statement*, WHO, UNFPA, UNICEF, UNIFEM, OHCHR, UNHCR, UNECA, UNESCO, UNDP, UNAIDS, WHO, Geneva, 2008, p. 4.

2001 National decree/legislation banning FGM passed

SELECTED STATISTICS ON WOMEN’S STATUS

9% of women 20-24 years were married or in union before age 15

32% of women 20-24 years were married or in union before age 18

17% of women 20-24 years have given birth by age 18

49% of women 15-49 years think that a husband/partner is justified in hitting or beating his wife/partner under certain circumstances

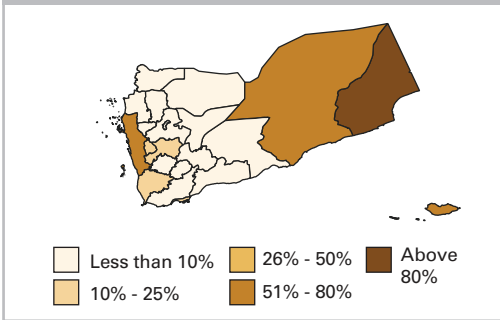
81% of women 15-49 years make use of at least one type of information media at least once a week (newspaper, magazine, television or radio)

Source: DHS 2013

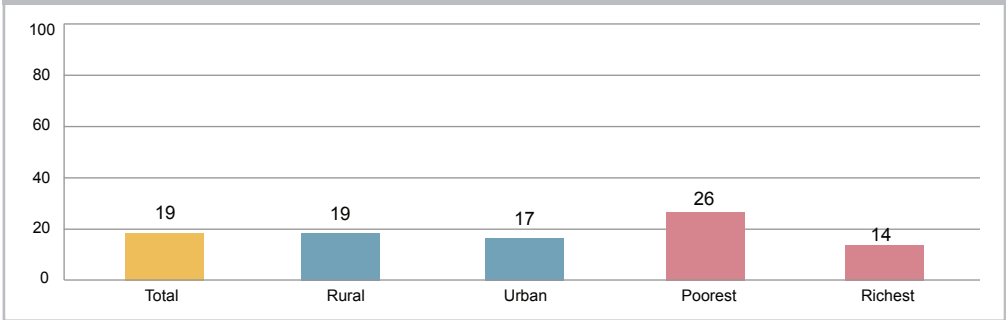
HOW WIDESPREAD IS THE PRACTICE?

Almost one in five girls and women in Yemen have undergone FGM

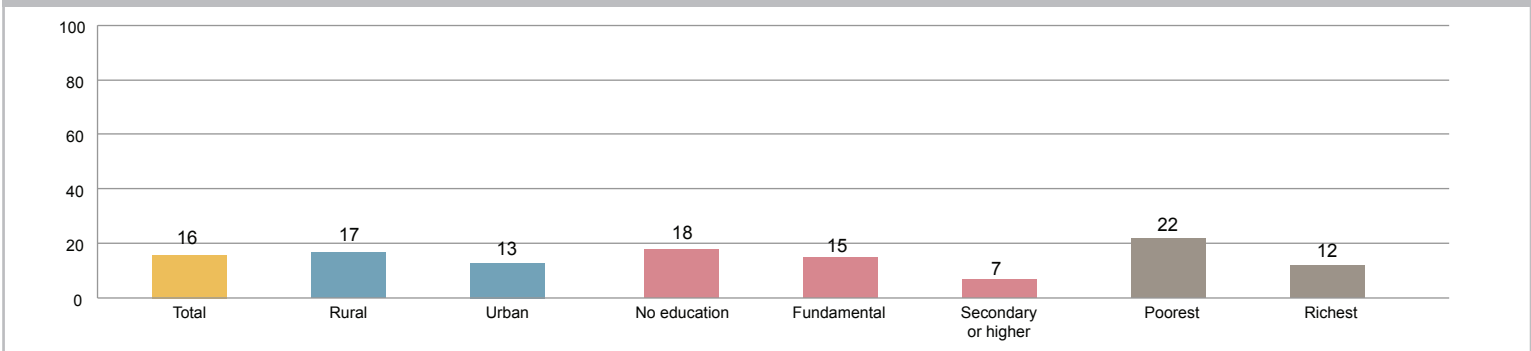
Percentage of ever-married girls and women aged 15 to 49 years who have undergone FGM, by governorate



Percentage of girls and women aged 15 to 49 years who have undergone FGM, by residence and household wealth quintile




Percentage of ever-married girls and women aged 15 to 49 years with at least one living daughter who has undergone FGM, by residence, mother's education and household wealth quintile



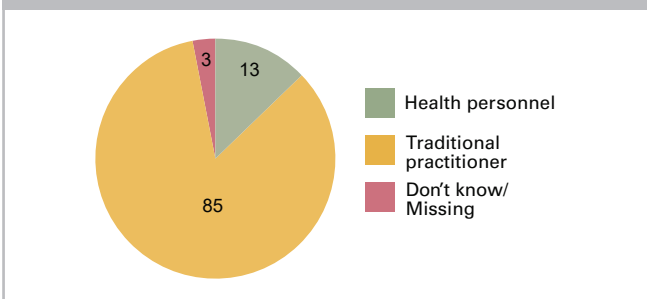
WHEN AND HOW IS FGM PERFORMED?

In Yemen, nearly nine out of ten girls who experienced FGM did so within their first week of life

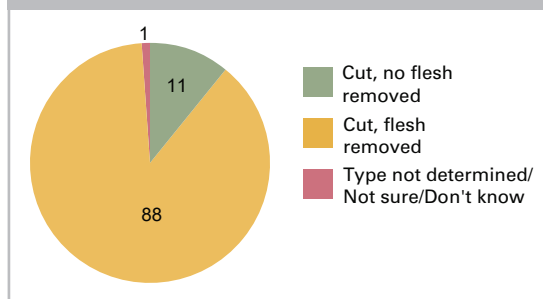
Percentage distribution of girls aged 15 to 19 years who have undergone FGM, by age at which cutting occurred



Percentage distribution of ever-married girls and women aged 15 to 49 years with at least one living daughter who has undergone FGM, according to the type of person/practitioner performing the procedure



Percentage distribution of ever-married girls and women aged 15 to 49 years with at least one living daughter who has undergone FGM, by type of FGM performed



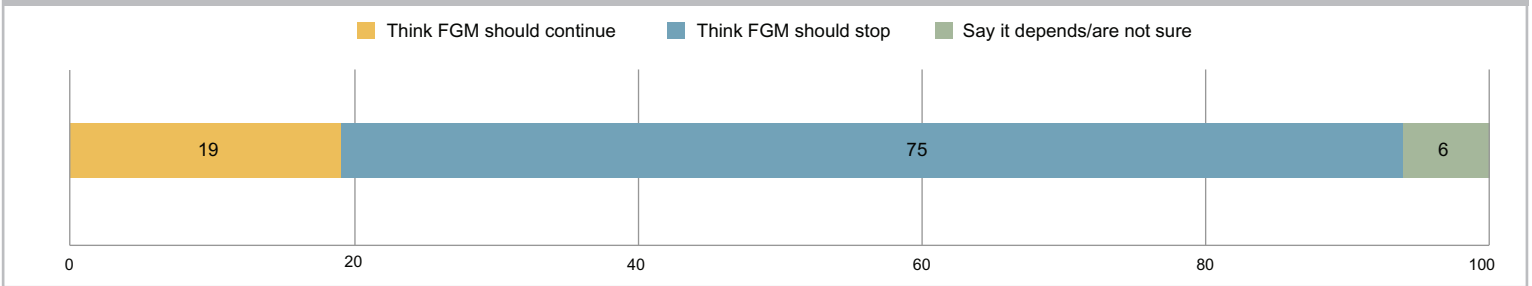
Notes: The boundaries and the names shown and the designations used on the map do not imply official endorsement or acceptance by the United Nations. Only categories with 25 or more unweighted cases are presented. Due to rounding, some of the data presented may not add up to 100 per cent. 'Health personnel' includes doctors, nurses, midwives and other health workers; 'Traditional practitioner' includes traditional circumcisers, traditional birth attendants, and other types of traditional practitioners.

Source for all charts on this page: DHS 2013

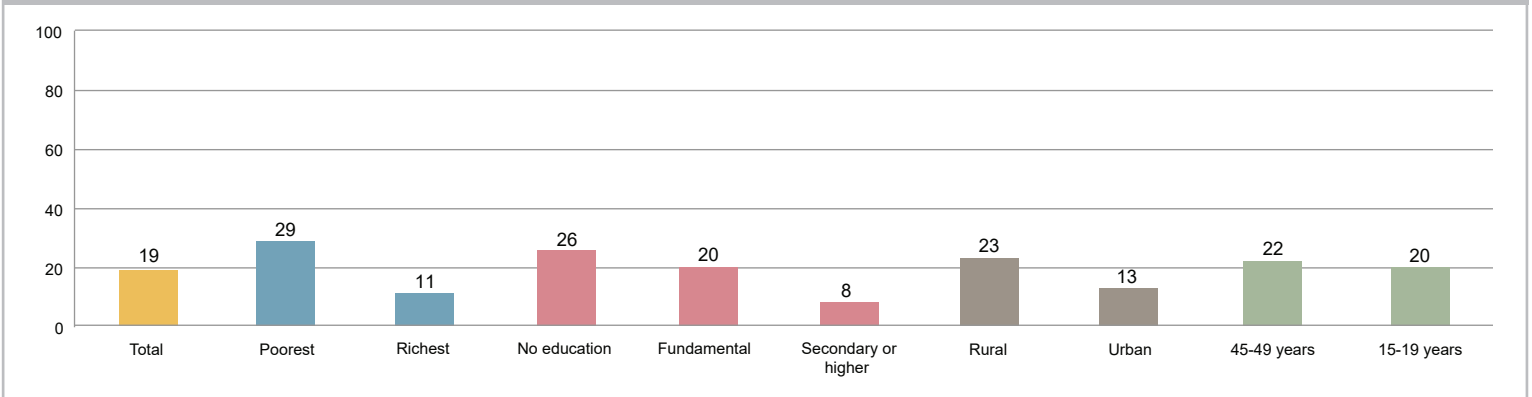
WHAT ARE THE PREVAILING ATTITUDES TOWARDS FGM?

Around three in four girls and women think the practice should stop

Percentage of girls and women aged 15 to 49 years who have heard about FGM, by their attitudes about whether the practice should continue



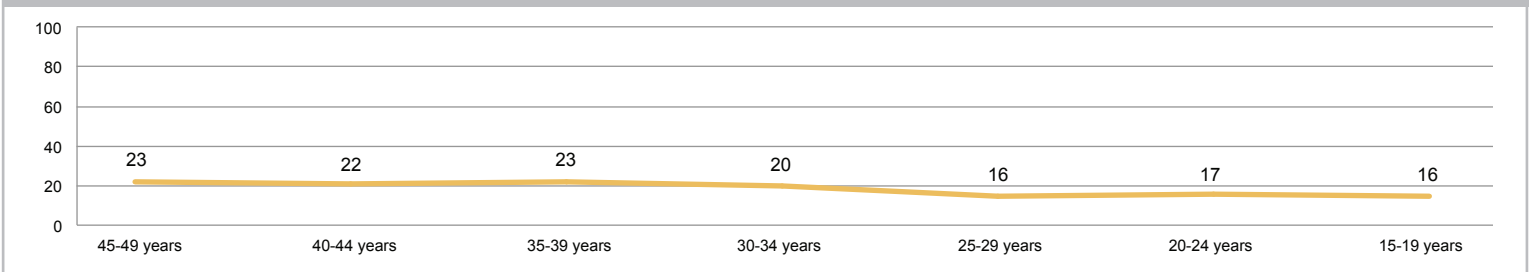
Percentage of girls and women aged 15 to 49 years who have heard about FGM and think the practice should continue, by wealth quintile, education, residence and age



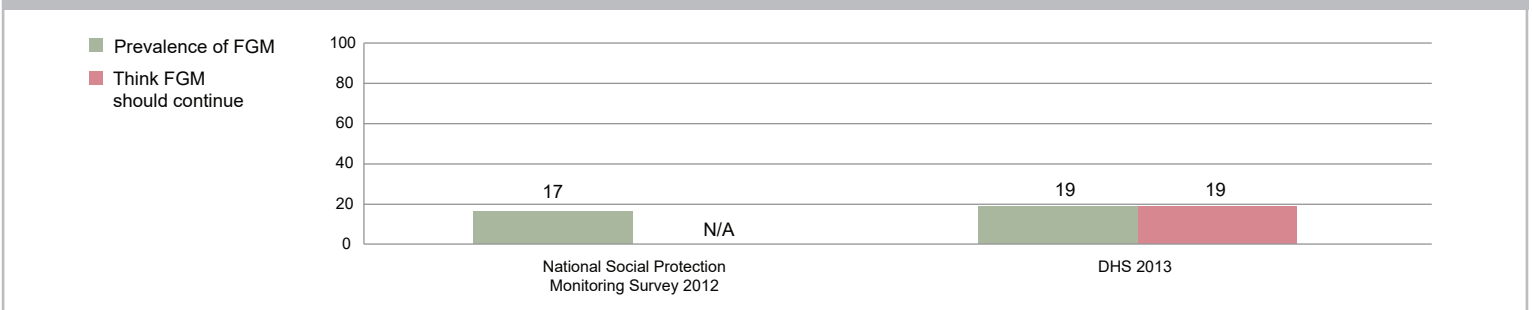
IS THE PRACTICE OF FGM CHANGING?

There has been practically no change in the prevalence of FGM

Percentage of girls and women aged 15 to 49 years who have undergone FGM, by current age



Percentage of girls and women aged 15 to 49 years who have undergone FGM, and percentage of girls and women aged 15 to 49 years who have heard about FGM and think the practice should continue

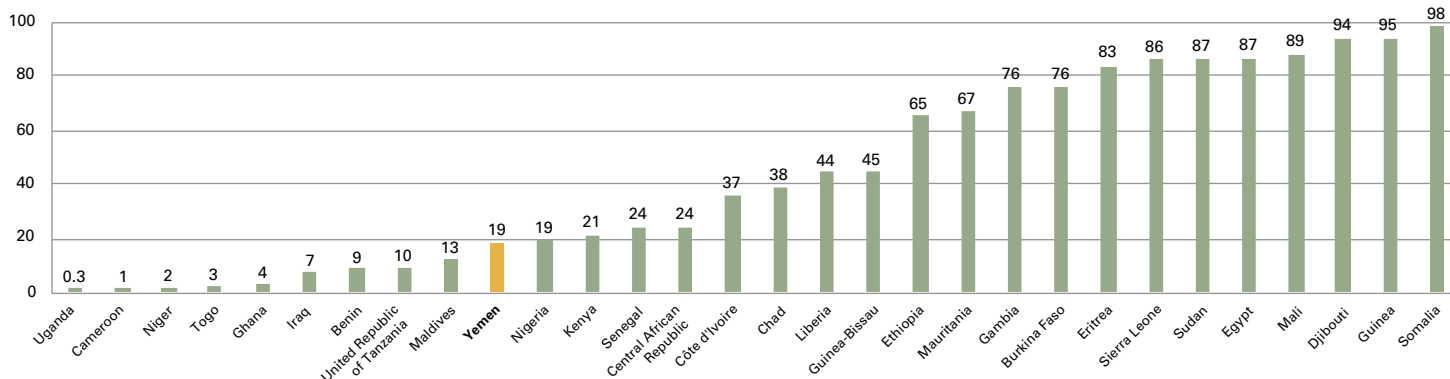


YEMEN

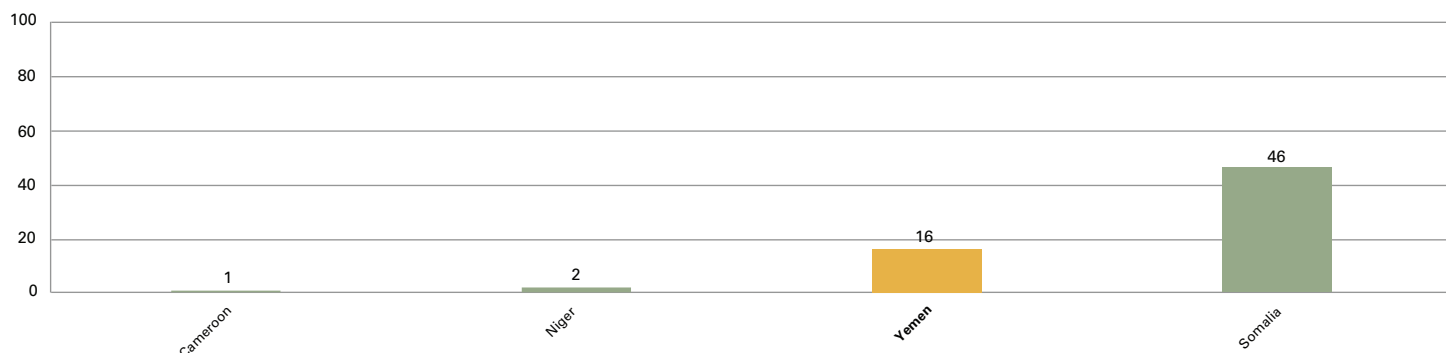


INTER-COUNTRY STATISTICAL OVERVIEW

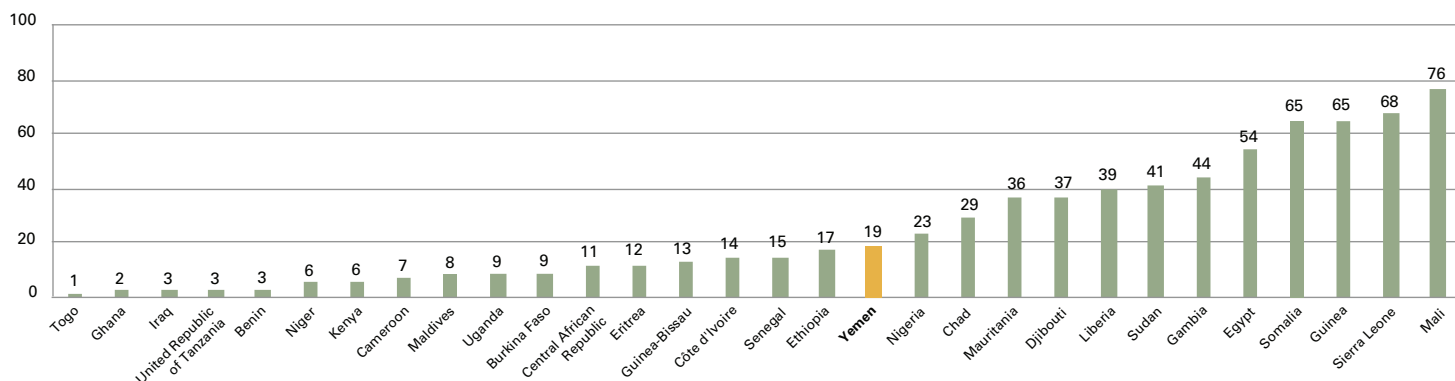
Percentage of girls and women aged 15 to 49 years who have undergone FGM



Percentage of women aged 15 to 49 years with at least one living daughter who has undergone FGM



Percentage of girls and women aged 15 to 49 who have heard of FGM and think the practice should continue



Notes: In Liberia, girls and women who have heard of the Sande society were asked whether they were members; this provides indirect information on FGM since it is performed during initiation into the society. An older source is used to report the percentage of support for FGM in Uganda (DHS 2011) since the latest source did not collect these data. MICS data for Ghana (2011) could not be used to report on attitudes towards FGM due to the fact that information is missing for girls and women with no living daughters; data from MICS 2006 are used instead. EDSF/PAPFAM data for Djibouti (2012) could not be used for attitudes towards FGM since the question is different from the standard; data from MICS 2006 are used instead. In Liberia, only cut girls and women were asked about their attitudes towards FGM; since girls and women from practicing communities are more likely to support the practice, the level of support in this country as captured by DHS 2013 is higher than would be expected had all girls and women been asked their opinion. In Egypt and Somalia, the support for FGM was calculated among all girls and women, since respondents were not first asked whether they had heard of the practice. Prevalence data for girls and women aged 15 to 49 years and data on attitudes towards FGM are not available for Indonesia.