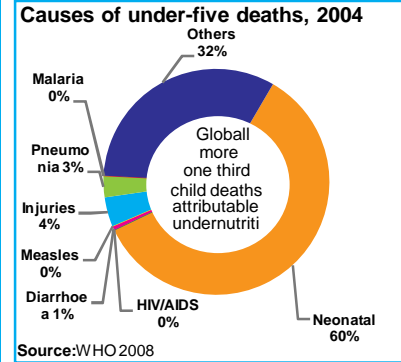
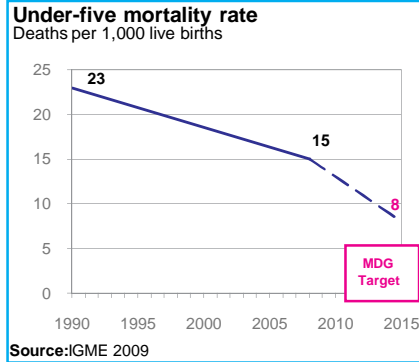


DEMOGRAPHICS

Total population (000)	3,773	(2008)
Total under-five population (000)	172	(2008)
Total number of births (000)	34	(2008)
Under-five mortality rate (per 1,000 live births)	15	(2008)
Total number of under-five death	0	(2008)
Infant mortality rate (per 1,000)	13	(2008)
Neonatal mortality rate (per 1,000 live)	10	(2004)
HIV prevalence rate (15-49 years)	<0.1	(2007)
Population below international poverty line of US\$1.25 per day	<2	(2004)



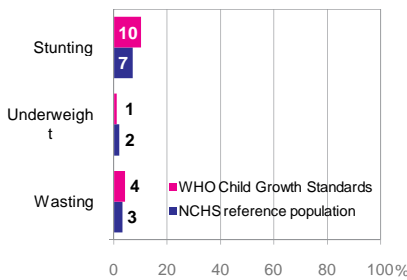
NUTRITIONAL STATUS

Burden of undernutrition (2008)
WHO Child Growth Standards

Stunted (under-fives, 000):	18	Underweight (under-fives, 000):	2
Share of developing world stunting burden	0.0	Wasted (under-fives, 000):	7
Stunting country rank:	117	Severely wasted (under-fives, 000):	3

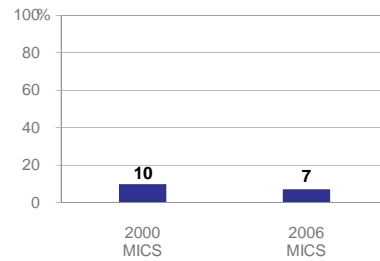
Current nutritional status

Percentage of children < 5 years old suffering from:



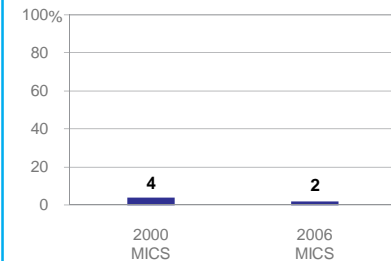
Stunting trends

Percentage of children < 5 years old stunted NCHS reference population



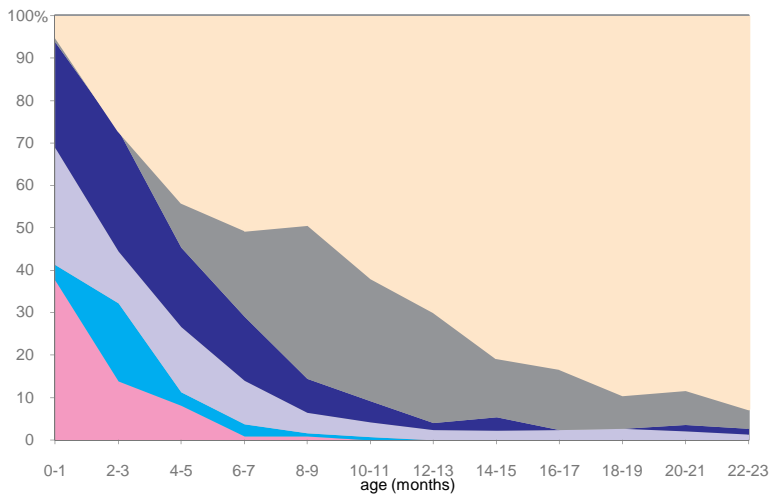
Underweight trends

Percentage of children < 5 years old underweight, NCHS reference population



INFANT AND YOUNG CHILD FEEDING

Infant feeding practices, by age



Exclusive breastfeeding

Percentage of infants < 6 months old exclusively breastfed

