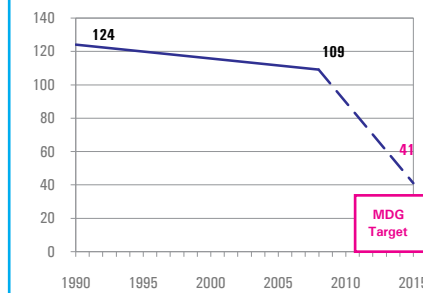


DEMOGRAPHICS

Total population (000)	41,348	(2008)
Total under-five population (000)	5,836	(2008)
Total number of births (000)	1,296	(2008)
Under-five mortality rate (per 1,000 live births)	109	(2008)
Total number of under-five deaths (000)	138	(2008)
Infant mortality rate (per 1,000 live births)	70	(2008)
Neonatal mortality rate (per 1,000 live births)	27	(2004)
HIV prevalence rate (15-49 years, %)	1.4	(2007)
Population below international poverty line of US\$1.25 per day (%)	-	-

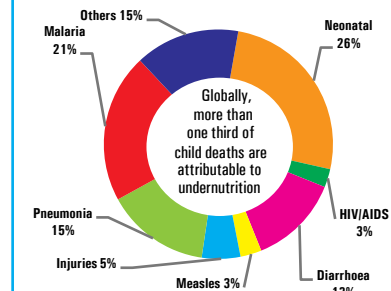
Under-five mortality rate

Deaths per 1,000 live births



Source: IGME 2009

Causes of under-five deaths, 2004



Source: WHO 2008

NUTRITIONAL STATUS

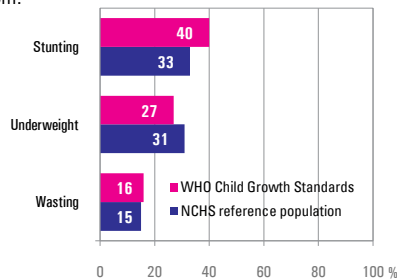
Burden of undernutrition (2008)

WHO Child Growth Standards

Stunted (under-fives, 000):	2,305	Underweight (under-fives, 000):	1,576
Share of developing world stunting burden (%):	1.2	Wasted (under-fives, 000):	945
Stunting country rank:	15	Severely wasted (under-fives, 000):	403

Current nutritional status

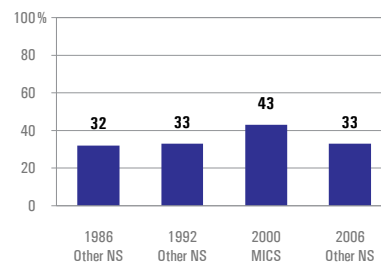
Percentage of children < 5 years old suffering from:



Source: Other NS 2006

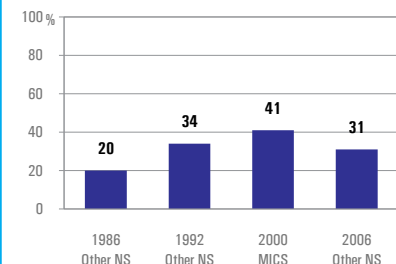
Stunting trends

Percentage of children < 5 years old stunted NCHS reference population



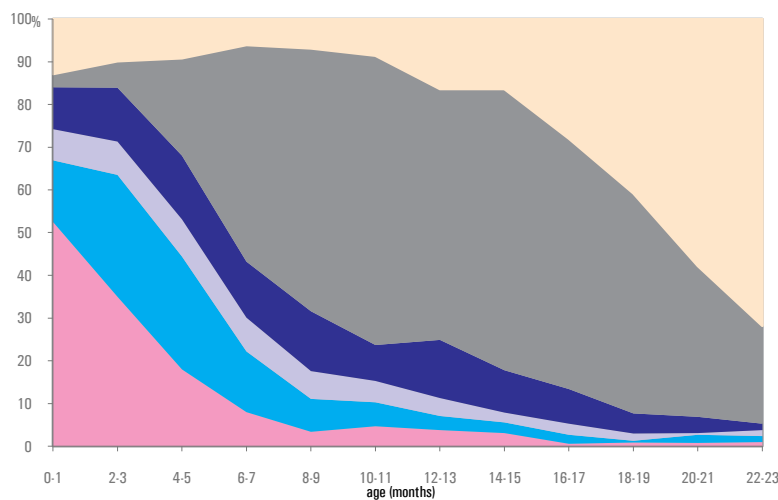
Underweight trends

Percentage of children < 5 years old underweight, NCHS reference population



INFANT AND YOUNG CHILD FEEDING

Infant feeding practices, by age



Source: Other NS 2006

Exclusive breastfeeding

Percentage of infants < 6 months old exclusively breastfed

