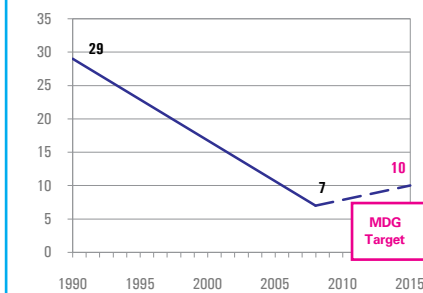


DEMOGRAPHICS

Total population (000)	622	(2008)
Total under-five population (000)	576	(2008)
Total number of births (000)	8	(2008)
Under-five mortality rate (per 1,000 live births)	7	(2008)
Total number of under-five deaths (000)	1	(2008)
Infant mortality rate (per 1,000 live births)	6	(2008)
Neonatal mortality rate (per 1,000 live births)	9	(2004)
HIV prevalence rate (15-49 years, %)	0.1	(2007)
Population below international poverty line of US\$1.25 per day (%)	-	-

Under-five mortality rate

Deaths per 1,000 live births



Source: IGME 2009

Causes of under-five deaths, 2004

No Data

NUTRITIONAL STATUS

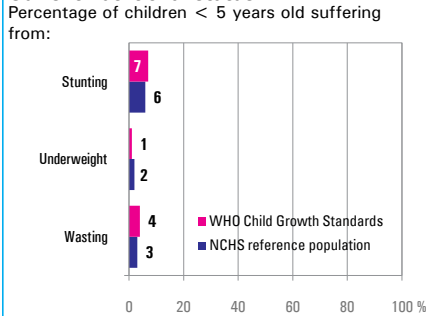
Burden of undernutrition (2008)

WHO Child Growth Standards

Stunted (under-fives, 000):	3	Underweight (under-fives, 000):	1
Share of developing world stunting burden (%):	0.0	Wasted (under-fives, 000):	2
Stunting country rank:	133	Severely wasted (under-fives, 000):	1

Current nutritional status

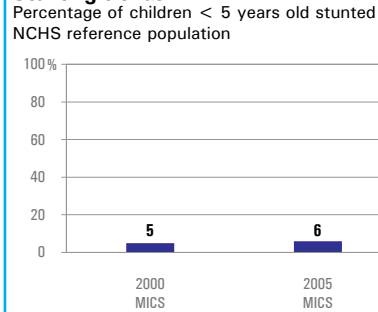
Percentage of children < 5 years old suffering from:



Source: MICS 2005

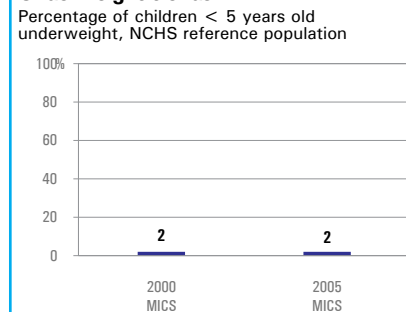
Stunting trends

Percentage of children < 5 years old stunted NCHS reference population



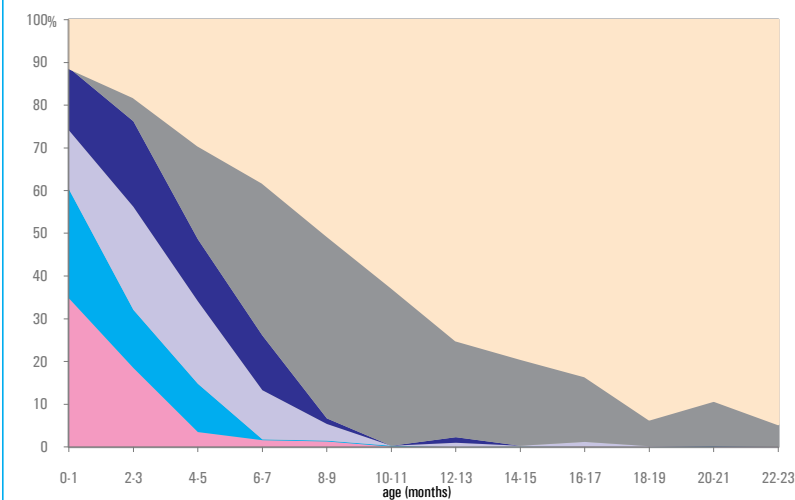
Underweight trends

Percentage of children < 5 years old underweight, NCHS reference population



INFANT AND YOUNG CHILD FEEDING

Infant feeding practices, by age



Source: MICS 2005

Exclusive breastfeeding

Percentage of infants < 6 months old exclusively breastfed

