

### Country Situation

#### Background Statistics

HIV prevalence - adults (ages 15-49) <sup>[1]*</sup>	3.4% [2.8-5.1%]	2009
HIV prevalence - pregnant women (all ages) <sup>[2]*</sup>	2.9%	2009
Number of women living with HIV delivering <sup>[3]</sup>	14,500	2011
Est. # children (ages 0-14) living with HIV <sup>[1]*</sup>	23,000 [12,000-35,000]	2009
Maternal mortality ratio <sup>[4]</sup>	1,100/100,000	2010
Est. annual births <sup>[5]</sup>	503,000	2010
Infant mortality rate <sup>[6]</sup>	99/1,000	2010
Under-5 mortality rate <sup>[7]</sup>	159/1,000	2010

HIV prevalence among adults (ages 15-49) in Chad, estimated at 3.4% in 2009, has remained stable since 2001. HIV prevalence among pregnant women is slightly lower (2.9% in 2009) than the general adult population. In 2011, an estimated 14,500 pregnant women living with HIV delivered in Chad.

Overall, uptake of antenatal care and PMTCT services is very low. Only 7% of pregnant women attended at least one ANC visit in 2010<sup>[8]</sup>, and PMTCT services were only available in 9% of ANC facilities<sup>[9]</sup>. Only 7% of pregnant women were tested for HIV in 2010<sup>[10]</sup>. The maternal mortality ratio is very high (1,100/100,000 live births), which may be related to limited access to skilled birth attendance at delivery (23% in 2010)<sup>[11]</sup>. Under-5 mortality rate is among the highest in Sub Saharan Africa.

Chad has adopted WHO Option B regimen for prophylaxis and a costed national PMTCT scale-up plan (2012-2016) is in place<sup>[12]</sup>.

### Reaching High Level Targets

#### Global 2015 Targets

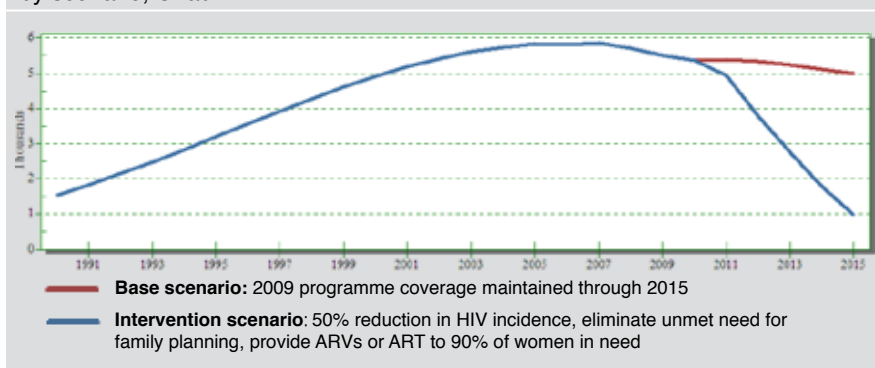
- Reduce the number of new HIV infections among children by 90%
- Reduce the number of HIV-associated deaths to women during pregnancy, delivery or puerperium by 50%

#### Child Targets

- Reduce under-five deaths due to HIV by at least 50%
- Provide antiretroviral therapy for all children with HIV

An estimated 5,500 children were newly infected with HIV in 2009. Modeling data from UNAIDS indicates that if all interventions are scaled up and Global Plan targets are achieved (see Figure 1), there would be 1,000 new child infections in 2015—an 82% decline in the number of new child infections from 2009<sup>[13]</sup>.

**Figure 1:** Number of new child HIV infections due to mother to child transmission, by scenario, Chad



Source: <sup>[13]</sup> Joint United Nations Programme on HIV/AIDS, Unpublished estimates on PMTCT country targets, 2010

### Global Plan Targets, Baseline and Current Status

	Indicators	2009 Baseline [or last available data]	2010	2011	2012	2013	2014	2015
Overall Targets	Number new paediatric HIV infections <sup>[3]</sup>	5,000	—	4,800	—	—	—	—
	Number HIV-associated maternal deaths <sup>[4]</sup>	460 (2005)	380	—	—	—	—	—
Child Targets	Percentage of under-5 deaths due to HIV	3% <sup>[14]</sup> (2008)	3% <sup>[7]</sup>	—	—	—	—	—
	ART coverage among children (ages 0-14) <sup>[3]</sup>	5%	—	8%	—	—	—	—
Prong One	HIV incidence in women (ages 15-49) <sup>[3]</sup>	0.35%	—	0.33%	—	—	—	—
Prong Two	Percentage of married women with unmet need for family planning (ages 15-49) <sup>[15]</sup>	21% (2004)	—	—	—	—	—	—
Prong Three	Mother-to-child transmission rate <sup>[3]</sup>	34%	—	33%	—	—	—	—
	Maternal ARV coverage (prophylaxis and ART coverage, excluding single-dose nevirapine) <sup>[3]</sup>	7% <sup>a</sup>	—	13%	—	—	—	—
	Breastfeeding ARV Coverage <sup>[3]</sup>	7%	—	13%	—	—	—	—
Prong Four	ART coverage among HIV+ pregnant women in need of treatment <sup>[3]</sup>	19%	—	0%	—	—	—	—

## PRONG 1 & 2 Primary prevention of HIV among women of childbearing age Preventing unintended pregnancies among women living with HIV

### Global 2015 Targets

- Reduce HIV incidence in women (ages 15-49) by 50%
- Reduce unmet need for family planning among women to zero

#### Background Statistics

Young people (ages 15-24) HIV prevalence <sub>[1]</sub> *	Female: 2.5% [1.7-5.2%]	2009
	Male: 1.0% [0.7-2.0%]	2009
Condom use at last sex among young people (ages 15-24) with 2+ sexual partners in the last 12 months <sub>[11]</sub>	Female: 57%**	2010
	Male: –	–
Male partners of pregnant women attending ANC tested in last 12 months <sub>[9]</sub> *	Male: 1%	2010
Unintended pregnancies (ages 15-49) <sub>[15]</sub>	Female: 17%	2004

\*Based on small denominator (typically 25-49 unweighted cases)

### Key Points

Among young people (ages 15-24), HIV prevalence was two times higher among young women (2.5%) than young men (1.0%) in 2009 and, in 2010, only 57% of young women (15-24 years) reporting multiple sexual partners in the last year reported using a condom at last intercourse. Coverage of HIV testing among male partners of pregnant women attending ANC is also very low (1% in 2010). In 2004, one out of five women (21%) reported unmet need for family planning<sub>[15]</sub> and 17% reported unintended pregnancies.

## PRONG 3 Preventing HIV transmission from a woman living with HIV to her infant

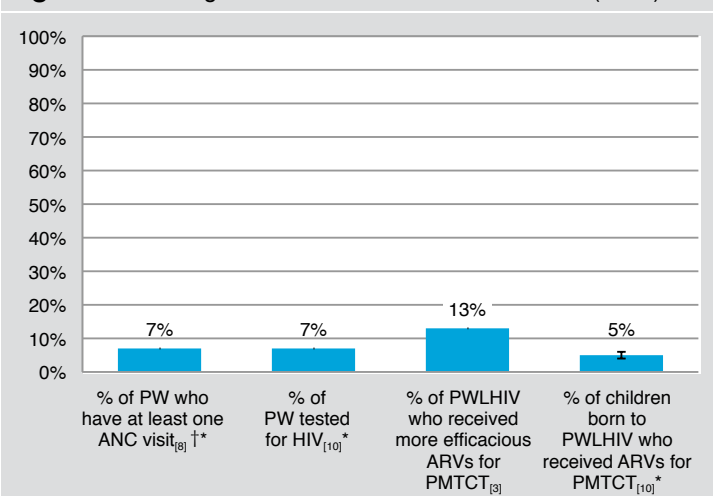
### Global 2015 Targets

- Reduce overall mother-to-child transmission of HIV to <5%
- 90% of mothers receive perinatal ART or ARVs
- 90% of breastfeeding infant-mother pairs receive ART or ARVs

#### Background Statistics

Timing of 1 <sup>st</sup> ANC visit (months) <sub>[15]</sub>	No ANC: 56%	2004
	<4 months: 17%	
	4-5 months: 17%	
	6-7 months: 9%	
	8+ months: 1%	
	DK: <1%	
Percentage of women attending at least 4 ANC visits during pregnancy <sub>[11]</sub>	Total: 23% Urban: 44% Rural: 17%	2010
Percentage of pregnant women tested for HIV & received results in ANC, L&D, & post-partum (<72hrs) <sub>[10]</sub> *	7%	2010
Estimated % of infants born to HIV+ women receiving ARVs for PMTCT <sub>[10]</sub> *	5% [4-6%]	2010
Skilled attendant at delivery (%) <sub>[11]</sub>	23%	2010
Exclusive breastfeeding for infants <6 months <sub>[11]</sub>	3%	2010

**Figure 2: Coverage of selected PMTCT interventions (2010)**



† Indicator calculated from ANC health facility data for numerators and estimates of need for denominators. Not comparable to survey data presented under Background Statistics or elsewhere in this fact sheet.

### Key Points

According to facility data, only 7% of pregnant women in Chad attended at least one ANC visit in 2010 and 7% of pregnant women were tested for HIV. Access to ARVs for PMTCT was also very low with only 13% of pregnant women living with HIV receiving ARVs for PMTCT in 2011. Only 5% of HIV-exposed children received ARVs for PMTCT in 2010.

## PRONG 4 Providing appropriate treatment, care and support to women living with HIV and their children and families

### Global 2015 Target

• 90% of HIV-positive pregnant women in need of ART for their own health are started on lifelong ART

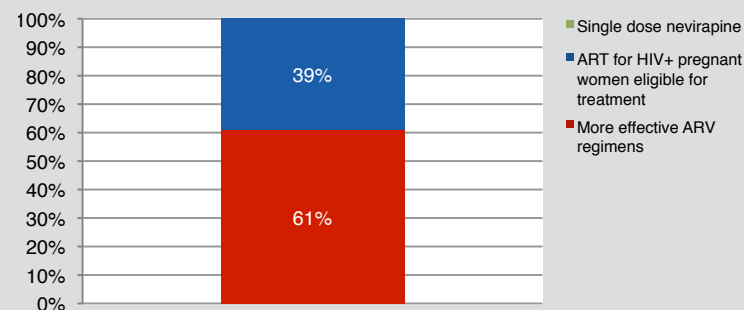
#### Background Statistics

Percentage of HIV-infected pregnant women assessed with CD4 testing <sup>[9]</sup> *	>95%	2010
Percentage of infants born to HIV-infected women started on CTX prophylaxis within 2 months of birth <sup>[10]</sup> *	3% [3-4%]	2010
Percentage of infants born to HIV-infected women tested for HIV within 2 months of birth <sup>[10]</sup> *	2% [1-2%]	2010

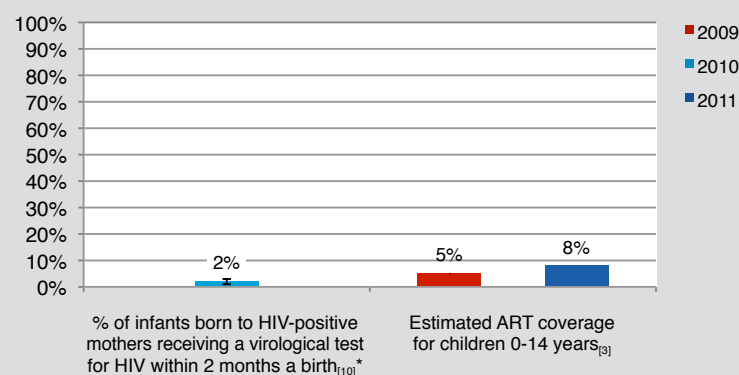
### Key Points

In 2010, most HIV-infected pregnant women were assessed with CD4 testing (>95%) to determine if they were in need of ART for their own health. However, both coverage of CTX prophylaxis within two months of birth (3%) and early infant diagnosis (2%) were very low in 2010. Paediatric ART coverage increased slightly from 5% in 2009 to 8% in 2011, but remains very low. Among pregnant women with HIV who received ARVs in 2010, 39% received ART for their own health.

**Figure 3:** Percentage distribution of various regimens provided to HIV+ pregnant women to prevent mother-to-child transmission of HIV, 2010<sup>[9]</sup>\*



**Figure 4:** Percentage of infants born to HIV+ women tested for HIV at 2 months of birth (EID) & Percentage of children living with HIV receiving ART, 2009-2011



## Key Challenges & The Bottom Line

### Key Challenges

Very limited availability of PMTCT services with only 9% of ANC facilities offering PMTCT

Low performing MNCH service delivery system with weak linkages between ANC, PMTCT, childbirth and ART resulting in high dropout across the maternal and child care continuum (7% attend ANC; 23% deliver with SBA; 7% HIV T&C; 13% ARVs; 2% EID and CTX prophylaxis; 8% paediatric ART)

### The Bottom Line

*If national EMTCT targets for Chad are to be met by 2015, the following actions should be considered:*

Rapid scale up of PMTCT service delivery and paediatric HIV care and treatment in all ANC clinics and other relevant primary health care facilities

Investments in building the capacity within MNCH services and communities (HR capacity building; equipment for MNCH and PMTCT including CD4; linkages/referrals mechanisms within/between facilities and with communities) for the provision of quality follow up care

## References:

- 1 Joint United Nations Programme on HIV/AIDS, *Report on the Global AIDS Epidemic*, 2010
- 2 Joint United Nations Programme on HIV/AIDS, unpublished estimates, 2010
- 3 Joint United Nations Programme on HIV/AIDS, *Together We Will End AIDS*, 2012
- 4 World Health Organization, United Nations Children's Fund, United Nations Population Fund and the World Bank, *Trends in Maternal Mortality: 1990-2010*, Estimates developed by WHO, UNICEF, UNFPA and the World Bank, 2012
- 5 United Nations Children's Fund, *State of the World's Children 2012: Children in an Urban World, 2012*
- 6 United Nations Children's Fund, World Health Organization, the World Bank, United Nations DESA/Population Division, *Levels & Trends in Child Mortality, Report 2011*, Estimates Developed by the UN Inter-agency Group for Child Mortality Estimation, 2011
- 7 Liu L, Johnson HL, Cousens S, et al, for the Child Health Epidemiology Reference Group of WHO and UNICEF. *Global, regional, and national causes of child mortality: an updated systematic analysis for 2010 with time trends since 2000*. Lancet 2012
- 8 WHO/UNICEF/UNAIDS, calculated from Universal Access country reported unpublished data, 2011
- 9 World Health Organization, Joint United Nations Programme on HIV/AIDS, United Nations Children's Fund, *Towards Universal Access: Scaling up Priority HIV/AIDS Interventions in the Health Sector*. unpublished estimates, 2011
- 10 World Health Organization, Joint United Nations Programme on HIV/AIDS, United Nations Children's Fund, *Towards Universal Access: Scaling up Priority HIV/AIDS Interventions in the Health Sector. Progress report, 2011*
- 11 Chad Multiple Indicator Cluster Survey 2010, Final Report
- 12 Republic of Chad, Ministry of Health. *Plan national d'élimination de la transmission mère enfant du VIH, 2012*
- 13 Joint United Nations Programme on HIV/AIDS, Unpublished estimates on PMTCT country targets, 2010
- 14 UN Inter-agency Group for Child Mortality Estimation, United Nations Children's Fund, World Health Organization, The World Bank, United Nations DESA/Population Division, *Levels & Trends in Child Mortality, Report 2010*, Estimates Developed by the UN Inter-agency Group for Child Mortality Estimation, UNICEF, WHO, The World Bank, United Nations DESA/Population Division, 2010
- 15 Chad Demographic and Health Survey 2004, Final Report

## Notes:

- \* Please note that the corresponding country data for this indicator have not been revised and, therefore, refer to what was published in the ***Global HIV/AIDS Response – Epidemic Update and Health Sector Progress Towards Universal Access, Progress Report 2011***. Revised country data for this indicator will be published towards the end of 2012.
- \*\* Based on small denominator (25-49 unweighted cases)
- Data not available.
- † Indicator calculated from ANC health facility data for numerators and estimates of need for denominators. Not comparable to survey data presented under *Background Statistics* or elsewhere in this fact sheet.
- ª 2009 data are not directly comparable to later years. Definition changed in 2010 to exclude single-dose nevirapine.

## Acronyms:

- ANC: Antenatal care
- ART: Antiretroviral therapy
- ARVs: Antiretroviral prophylaxis
- CTX: Co-trimoxazole prophylaxis
- EID: Early infant diagnosis
- EMTCT: Elimination of mother-to-child transmission of HIV
- FP: Family planning
- L&D: Labour and delivery
- MMR: Maternal mortality ratio
- MNCH: Maternal, newborn and child health
- PMTCT: Prevention of mother-to-child transmission of HIV
- PWLHIV: Pregnant women living with HIV
- SRH: Sexual and reproductive health
- WHO: World Health Organization