



Energy Star Portfolio Manager Benchmarking Report

- **State agencies**
- **Public universities**
- **State community and technical colleges**

Report Period October 2018 through September 2020

Contacts:

Chris Liu, Director, Department of Enterprise Services (DES), (360) 407-9202

Annette Meyer, Deputy Director, DES, (360) 407-9203

William Frare, Assistant Director, Facility Professional Services, DES, (360) 407-8239

Kirsten G. Wilson, Interim Energy Program Manager, DES, (509) 370-0216

Ron Major, Resource Conservation Program Manager, DES, (360) 239-4134

Sharon Nyberg, Resource Conservation Manager, DES, (360) 701-8185

To accommodate persons with disabilities, this document is available in alternate formats by calling the Department of Enterprise Services at (360) 407-8059. TTY/TDD users should contact DES via the Washington Relay Service at 711 or 1-800-833-638

Table of Contents

Executive Summary	1
Background	1
Key Findings	2
Recommendations	3
Managing the Data.....	6
Getting Data from Utilities.....	6
Energy Star Portfolio Manager.....	9
Conclusion	12
Reporting.....	12
Program Value.....	12
Recommendations	13
APPENDICES	
Appendix A Energy Benchmarking Law (RCW)	16
RCW 19.27A.140	16
RCW 19.27A.170	18
RCW 19.27A.190	19
RCW 29.27A.200	21
RCW 29.27A.210	23
Appendix B.1	29
Campuses	29
Appendix B.2	36
EUI and ESS for Buildings over 10,000 sf.....	36

Executive Summary

Background

Author's Note: This Energy Star Portfolio Manager Benchmarking Report for 2018-20 was drafted with a different focus than in the past. After reporting on state use of Energy Star Portfolio Manager (ESPM) for ten years, we have discovered systemic challenges with the data collection process that affect the value of the tracking work. Minor changes have been identified to improve the outcome of the process and provide reliable and meaningful data. With implementation, these changes can benefit both this biennial report and improve the usefulness of the Energy Star Portfolio Manager as a facility management tool.

Chapter 19.27A RCW, Energy-Related Building Standards, includes two sections that require utilities and certain public entities to record, make available and use building energy consumption data to make public buildings 'models of energy efficiency.' Section 19.27A.170 RCW, Maintenance of Records of Energy Consumption Data, requires energy utilities to provide energy consumption data to customers' ESPM accounts through automated data uploads. Section 19.27A.190 RCW, Building Energy Benchmarking and Performance Rating, requires certain publicly-owned facilities (including state agencies, public colleges and universities) to track building energy consumption using ESPM. They also must use the data to make their buildings more energy efficient. This biennial report relies on a statewide portfolio manager master account to summarize compliance and describe how the state is doing to reduce energy consumption in its facilities of 10,000 square feet and greater.

Moreover, the passage of the Clean Buildings Bill, (RCW19.27A.200) in 2019, may rely on the ESPM software program to record and report on building level energy consumption. This elevates the need to ensure that ESPM is providing reliable data.

The U.S. Environmental Protection Agency's (EPA) ESPM software is an interactive energy management tool that allows tracking and assessment of energy consumption across an entire portfolio of buildings in a secure online environment. The software package is used to track building energy consumption and cost. It may also be used to compare or benchmark similar building types to a database of buildings, the U.S. Energy Information Administration's Commercial Buildings Energy Consumption Survey (CBECS). This benchmarking comparison is employed within ESPM to generate an Energy Star Score (ESS), to indicate the energy efficiency performance of the building compared to similar buildings in that climate, as found in the CBECS database.

Public facility managers are directed under RCW 19.27A.190 to use the ESS generated within ESPM to identify underperforming buildings and establish capital improvement priorities. They must also identify when energy management best practices can be implemented in state facilities and verify ongoing energy efficiency improvements.

As policies are enacted to address climate change, ESPM reporting may be used to monitor and verify mandated improvements, determine if agencies may be assessed fines and determine where state grant money may be spent.

Key Findings

We have determined the ESPM program and its implementation needs improvement to meet the intent of the RCW. We reached this conclusion after analyzing the available data in the statewide portfolio manager master account and speaking with multiple users.

Building benchmarking started in 2009. From 2009-2012, state facility participation continued to increase. In 2013, we saw a decline which has continued through 2020 (figure 1). We sought to determine the cause of the decline. A closer look revealed that organizations were collecting the data but it was not showing up on the biennial report. We then looked into the root cause.

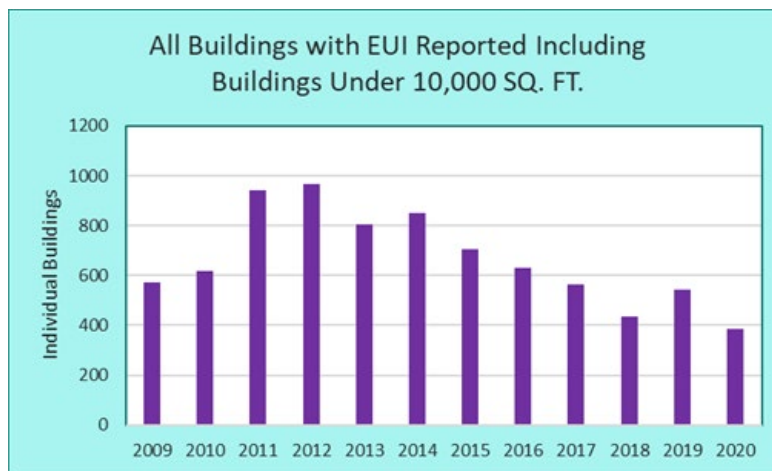


Figure 1 – Inaccurate appearance of declining participation

We discovered three main factor that have hindered successful use of ESPM and quality of reporting into the statewide portfolio master account.

- **Data Management:** Setup and use of ESPM requires an understanding of the individual public facility, knowledge of how to read utility bills, and competency in using ESPM. Most often, agencies do not have the dedicated personnel resources to maintain their ESPM accounts. In addition, responsible persons often have not received adequate training.
- **Utility Partners:** Required utility providers generate automated uploads of the data to ESPM according to the specifications in RCW 19.27A.170. It is common practice for utility companies to routinely change a customer’s gas and electric meters and make billing adjustments as necessary. If these changes are not also made in the ESPM account, this disrupts the automatic data

uploads or corrupts the database. Typically, the customer is not aware of these changes and this can result in months of missing data or corruption to the data set.

- **Energy Star Portfolio Manager:** ESPM is a powerful and sensitive program. A small mistake can result in a report that shows non-compliance. For example, if there is a gap or an overlap of one or more days between billing cycles, the report will say the data is not available. Additionally, most state buildings reside on a campus. These buildings are typically not metered separately from one another. Therefore, it is impossible to calculate an individual building Energy Use Indicator (EUI) or ESS.

Recommendations

- **Highlight the importance of trained staff.**
DES can provide technical assistance and training through the Resource Conservation Management Program to state agency personnel who manage ESPM data.
- **Work with utilities to close the information loop with building owners.**
Improve the communications and create a feedback loop between ESPM account managers and their utility provider(s). This will help catch errors more quickly and reduce rework in the ESPM account.
- **Work with EPA on improvements to ESPM.**
The Environmental Protection Agency (EPA) has committed to helping Washington State improve its experience with ESPM and are willing to make program improvements.

Overview

In order for ESPM to provide reliable data, several disconnected elements have to work together.

- First, the individual ESPM facility account has to be set up correctly. This involves identifying and recording elements such as building size in square feet, building type and operating profile, and utility account information.
- Second, the serving utility that provides automatic data upload relies on the customer's database to align with the utilities data file. Therefore, if the utility makes a change (such as meter number or billing period) and the customer does not make the same change in their ESPM account, the data upload link is broken.
- Finally, when DES downloads the statewide report from ESPM, all of the utility data has to be perfect with no missing data points or overlaps, in each individual ESPM account. Otherwise, the data will show as unavailable and that account will appear to be out of compliance.

RCW 19.27A.170 and RCW 19.27A.190

RCW 19.27A.170 tells utilities they must provide consumption data that conforms to ESPM. RCW 19.27A.190 directs owners with buildings of 10,000 sq. ft. or greater to have their energy usage benchmarked and measured to reduce energy consumption, and to monitor the success of state programs to reduce energy usage. The statute specifies the use of the EPA’s ESPM program. DES provides a benchmarking report for the state and the legislature to monitor stakeholder’s progress.

In August 2020, the DES Resource Conservation Management Program (RCMP) assumed responsibility for the biennial benchmarking report. DES audited the program’s history at this time. Figure 2 shows the number of buildings with reported data for the initial years of benchmarking.

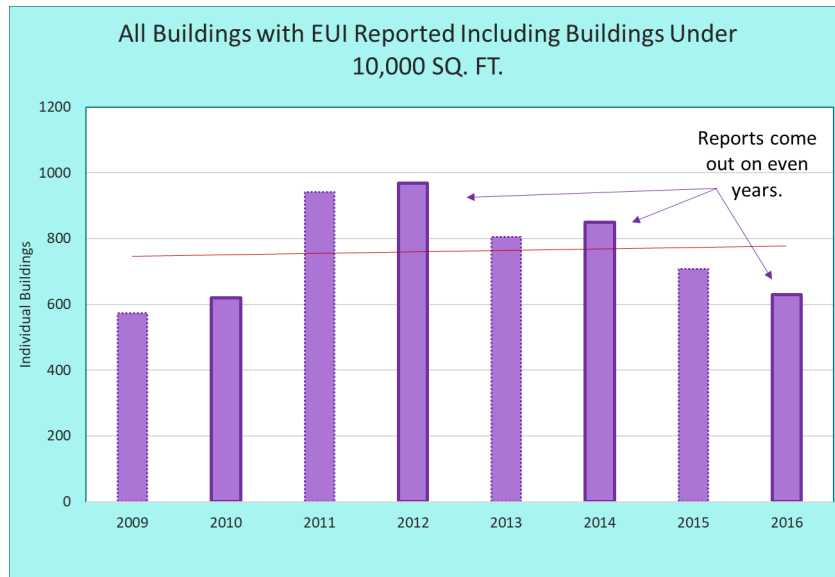


Figure 2 – First several years during initial benchmarking

Portfolio Manager Benchmarking and Performance Rating Report
October 2018 through September 2020

Data from later reports suggested that participation was decreasing. However, DES worked directly with agency ESPM account managers to prepare data for the 2020 report. This showed an improvement in 2019 data. Typically, DES would expect an improvement for both years. Instead, challenges with the data collection system, which will be discussed later, caused a several month lag in data uploads, making participation look better on odd years and lower on even years. Figure 3 shows the appearance of decreasing participation which is caused by challenges in data collection.

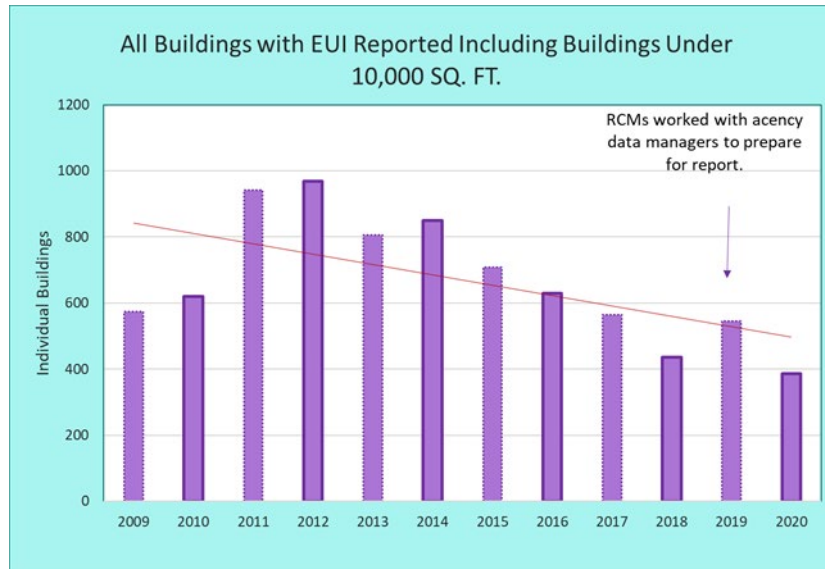


Figure 3– Decrease represent challenges to data management

The response to improved preparation for the report and the continued drop in yearly participation triggered a deeper look into whether the chart actually showed participation or was driven by data not showing up for unanticipated reasons.

After reviewing and analyzing the last ten years of data collection and the data system, we found that changes to the data collection system are needed to ensure quality data and increase the successful outcome of this program. In data collection, the quality of data input determines the quality of data output. We have identified three factors that hinder the collection and use of reliable data: data management, input of data from utility companies and the ESPM program.

The state Facilities Inventory System (FIS) is the official list of state buildings and campuses. The FIS definition of a campus is different than the one used within ESPM. This biennial benchmarking report is specifically about ESPM so all data referenced in this report comes from ESPM. The state has 3,037 buildings that require benchmarking and performance measurement. Due to challenges with data collection, the state is unable to provide an ESS or EUI for 2,172 of its buildings on campuses and 372 stand-alone buildings.

Managing the Data

Most people tasked with managing their organization's ESPM account are not energy managers. They do not have in-depth understanding to set up and manage the data in ESPM.

The following are examples of challenges for experienced and non-experienced ESPM account managers:

- Often the ESPM account manager does not understand the building's energy systems, does not know where building utility meters are and/or what buildings they serve, and are not trained to read utility bills. Additionally, the ESPM account manager may not know where to get assistance and must figure it out on their own.
- When the responsibility for managing the ESPM account transfers to a new team member, the new team member must determine if the ESPM account was set up properly. Plus, they must deal with the struggles of managing the ESPM account, identified above.
- When account managers discover errors in ESPM, months may have gone by. This makes it difficult to determine the source of the problem and correct it.
- Setting up buildings properly in ESPM can be complicated for organizations that have many buildings or complex energy systems. If set up incorrectly, ESPM will not produce reports that are accurate or useful.
- Managing the ESPM account is demanding. Even with knowledgeable staff, DES continues to face challenges. Changes to buildings, metering and utility accounts require constant attention.

Getting Data from Utilities

Most data entered into ESPM can be uploaded by the utility or downloaded in a format that can be easily manipulated to upload into ESPM by the account manager. In theory, this should save time and limit errors during data entry. Despite this, several unintended errors find their way into the system. Utilities have no protocols in place to prevent these errors. The ESPM account managers is required to fix these errors.

The following are examples that DES has encountered in managing its own database:

- Over the two-year period of this report, 59 energy bills were not received or had corrections made to them later. These missing bills and errors potentially affect 155 data points. One incorrect data point can render one year of data unavailable in ESPM.

Portfolio Manager Benchmarking and Performance Rating Report
October 2018 through September 2020

- The utility does not always update data consistently. This can cause any reports used by the ESPM account manager for facility management to be inaccurate. Regular data uploads can be 3 months behind and 6 months behind is common. See figure 4, item 1, which is an example of the data entry page in ESPM that shows the upload dates.
- ESPM provides energy reports that can be easily printed out and used in many ways. However, months of data are often not updated, making the report feature unreliable. See figure 4 item 2.

<input type="checkbox"/>	Start Date	End Date	Usage therms	Total Cost (\$)	Estimation	Last Updated
<input type="checkbox"/>	10/1/2019	10/31/2019	558.68	412.15	<input type="checkbox"/>	12/16/2019
<input type="checkbox"/>	11/1/2019	11/30/2019	528.28	451.37	<input type="checkbox"/>	12/16/2019
<input type="checkbox"/>	12/1/2019	12/31/2019	566.35	488.89	<input type="checkbox"/>	1/16/2020 Item 1
<input type="checkbox"/>	1/1/2020	1/31/2020	568.27	489.56	<input type="checkbox"/>	3/19/2020
<input type="checkbox"/>	2/1/2020	2/29/2020	532.64	456.83	<input type="checkbox"/>	3/19/2020
Item 2 0000528039 has a gap of 31 days between the dates of 02/29/2020 and 04/01/2020. Please confirm this is correct or remove the gap by adjusting the dates per your meter entries and saving your changes. For more help, see this FAQ .						
<input type="checkbox"/>	4/1/2020	4/30/2020	766.31	681.97	<input type="checkbox"/>	8/21/2020
<input type="checkbox"/>	5/1/2020	5/31/2020	750.82	637.15	<input type="checkbox"/>	8/21/2020
<input type="checkbox"/>	6/1/2020	6/30/2020	754.37	641.04	<input type="checkbox"/>	8/21/2020
<input type="checkbox"/>	7/1/2020	7/31/2020	378.44	322.63	<input type="checkbox"/>	9/20/2020
<input type="checkbox"/>	8/1/2020	8/28/2020	335.62	287.75	<input type="checkbox"/>	9/20/2020

Figure 4– Inconsistent updates and missing update

Portfolio Manager Benchmarking and Performance Rating Report
October 2018 through September 2020

- Data is sometimes entered twice for the same time period. See figure 5. Since the two data sets do not match, it is difficult to know which data set is correct.

<p>⚠ 0001143456 has an overlap of 31 days between 01/01/2020 and 01/31/2020. Please confirm this is correct or remove the overlap by adjusting the dates per your meter entries and saving your changes. For more help, see this FAQ.</p>						
<input type="checkbox"/>	1/1/2020	1/31/2020	106,746.23	47,821.96	<input type="checkbox"/>	11/4/2020
<input type="checkbox"/>	2/1/2020	2/29/2020	137,306.39	47,585.01	<input type="checkbox"/>	11/4/2020
<p>⚠ 0001143456 has an overlap of 29 days between 02/01/2020 and 02/29/2020. Please confirm this is correct or remove the overlap by adjusting the dates per your meter entries and saving your changes. For more help, see this FAQ.</p>						
<input type="checkbox"/>	2/1/2020	2/29/2020	91,537.6	40,413.57	<input type="checkbox"/>	11/4/2020
<input type="checkbox"/>	3/1/2020	3/31/2020	143,763.26	70,193.11	<input type="checkbox"/>	11/4/2020
<p>⚠ 0001143456 has an overlap of 31 days between 03/01/2020 and 03/31/2020. Please confirm this is correct or remove the overlap by adjusting the dates per your meter entries and saving your changes. For more help, see this FAQ.</p>						
<input type="checkbox"/>	3/1/2020	3/31/2020	95,855.51	49,515.27	<input type="checkbox"/>	11/4/2020
<input type="checkbox"/>	4/1/2020	4/30/2020	102,513.71	56,430.56	<input type="checkbox"/>	11/4/2020
<p>⚠ 0001143456 has an overlap of 30 days between 04/01/2020 and 04/30/2020. Please confirm this is correct or remove the overlap by adjusting the dates per your meter entries and saving your changes. For more help, see this FAQ.</p>						
<input type="checkbox"/>	4/1/2020	4/30/2020	67,152.07	37,019.27	<input type="checkbox"/>	11/4/2020
<input type="checkbox"/>	5/1/2020	5/31/2020	55,353.74	27,951.31	<input type="checkbox"/>	11/4/2020
<p>⚠ 0001143456 has an overlap of 31 days between 05/01/2020 and 05/31/2020. Please confirm this is correct or remove the overlap by adjusting the dates per your meter entries and saving your changes. For more help, see this FAQ.</p>						

Figure 5 – Usage updated twice

- Start dates and end dates may not match the required format for ESPM and have to be adjusted manually. This can vary by utility.
- When an energy meter gets replaced and has a new number, the data is no longer uploaded because there is no matching meter in ESPM. There is no notification by the utility to the ESPM account manager that the meter has been changed.
- Figure 6 shows the data entry page for a meter that quit working in December and no data was entered until October the following year. When the data for the new meter was entered, it was entered on the old meter’s data page.

Portfolio Manager Benchmarking and Performance Rating Report
October 2018 through September 2020

<input type="checkbox"/>	11/1/2019		1,503.76	20,465.48	<input type="checkbox"/>	9/24/2020
<input type="checkbox"/>	12/1/2019	12/31/2019	52,513.64	25,894.1	<input type="checkbox"/>	10/19/2020
<p>⚠ 0001143456 has a gap of 152 days between the dates of 12/31/2019 and 06/01/2020. Please confirm this is correct or remove the gap by adjusting the dates per your meter entries and saving your changes. For more help, see this FAQ.</p>						
<input type="checkbox"/>	6/1/2020	6/30/2020	52,283.57	26,599.69	<input type="checkbox"/>	11/5/2020
<input type="checkbox"/>	7/1/2020	7/30/2020	69,774.53	35,882.52	<input type="checkbox"/>	11/5/2020
<p>⚠ 0001143456 has an overlap of 30 days between 07/01/2020 and 07/30/2020. Please confirm this is correct or remove the overlap by adjusting the dates per your meter entries and saving your changes. For more help, see this FAQ.</p>						
<input type="checkbox"/>	7/1/2020	7/31/2020	47,235.02	24,295.76	<input type="checkbox"/>	11/5/2020
<input type="checkbox"/>	8/1/2020	8/28/2020	20,122.66		<input type="checkbox"/>	10/19/2020
<input type="checkbox"/>	8/29/2020	8/31/2020	2,283.74	2,306.77	<input type="checkbox"/>	10/19/2020
<input type="checkbox"/>	9/1/2020	9/30/2020	22,837.42		<input type="checkbox"/>	10/19/2020

Figure 6—New meter updated on replaced meter’s log

These items all affect the data and the accuracy of the report. On their own, they are easy to fix. However, as errors compound it becomes a difficult task to correct.

Energy Star Portfolio Manager

Energy Star Portfolio Manager is a free software program from the EPA used to benchmark and track a building’s energy usage and cost. To compare buildings, ESPM uses an ESS, based on the EUI, to standardize the data for similar buildings across the nation. This allows organizations to see how their buildings rank against other like buildings. The EUI is calculated by dividing the amount of energy used in one year by the building square footage. The EUI is a standard metric for measuring the efficiency of an individual building, similar to an MPG rating for automobiles.

RCW 19.27A.170 identifies the ESS as the measurement to be used when identifying which buildings are energy efficient and which ones are not, and to make financial decisions about leased properties.

The following are examples of how the challenges of data management and automatic uploads from the utility appear within the ESPM and affect the benchmarking report:

Portfolio Manager Benchmarking and Performance Rating Report
October 2018 through September 2020

- Of the buildings benchmarked in ESPM, there are 5,754 Washington state buildings. Once the buildings under 10,000 square feet are removed (not required to be monitored at this time) approximately 3,037 buildings are left for DES to report energy usage. Many buildings across the country may have similar names but are distinct in how they are used, and therefore do not have an ESS. Colleges and universities, one of the state’s largest group of buildings, do not get an ESS.

Following are building types that do receive an ESS:

- | | |
|----------------------------|---------------------------------------|
| Bank branch | Super market/grocery store |
| Barracks | Wastewater treatment plant |
| Courthouse | Wholesale club/supercenter |
| Data center | Worship facility |
| Distribution center | Financial office |
| Non-refrigerated warehouse | Hospital (general medical & surgical) |
| Office | Hotel |
| Refrigerated warehouse | K-12 school |
| Residence hall/dormitory | Medical office |
| Retail store | Multifamily housing |
| Senior care community | |

Figures 7 and 8 compare state building that can receive an ESS or EUI to those that cannot.

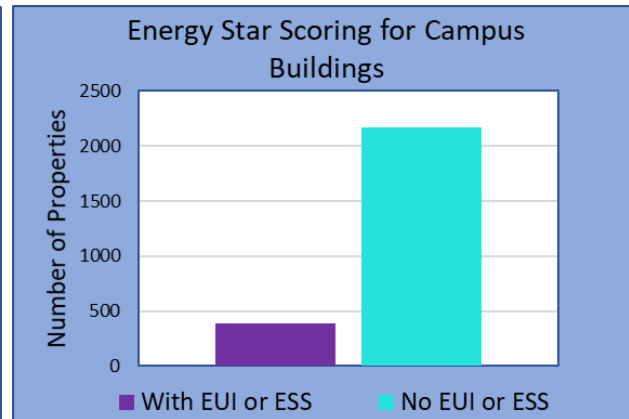
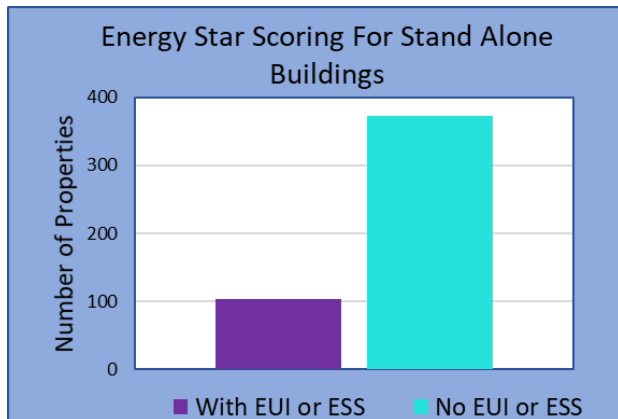


Figure 8— Comparison of stand-alone buildings with EUI or ESS Figure 7— Comparison of campus buildings with EUI or ESS

Portfolio Manager Benchmarking and Performance Rating Report

October 2018 through September 2020

- As mentioned above, there are challenges with data entry in ESPM. If an error occurs in the data, ESPM produces a report that appears to show a lack of participation. Hundreds of buildings have unavailable data for the EUI during the time period of this benchmarking report. We have no way of knowing why the data is unavailable. We can only correct the data on an individual account basis. See the percentage of buildings reported in which data is available in figures 9 and 10.

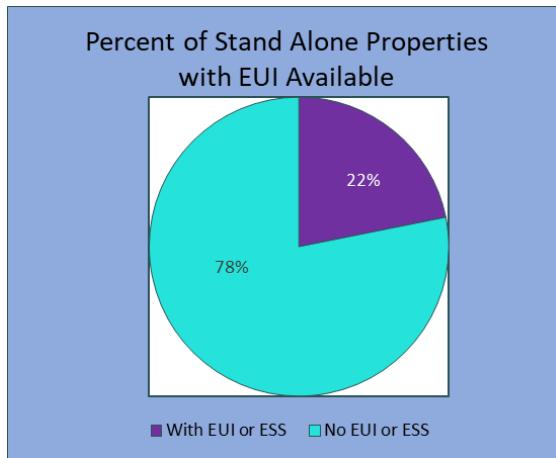


Figure 10—Stand-alone comparison by percent

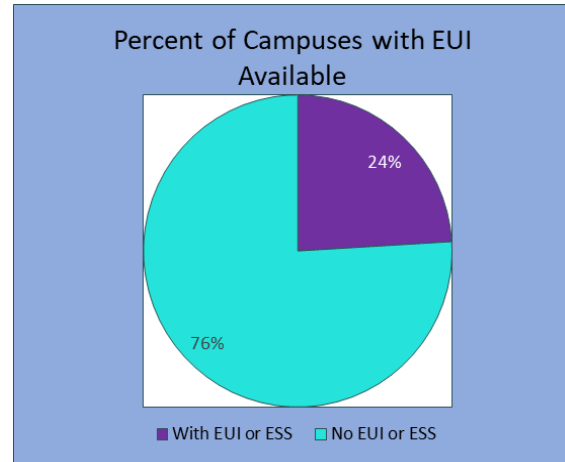


Figure 9—Campus comparison by percent

- The data in ESPM is entered by meter instead of account number. This leads to errors because:
 - A utility bill might have two or three meters attached to it, or there might not be a meter number on the bill.
 - The ESPM account manager must update ESPM each time the utility changes the meter.

As an example of how a meter change affects the data, DES has 127 gas and electric meters for its buildings monitored through utility bills. Between 2017 and 2019, twenty percent of the meters were changed by the utility each year, which is seven or eight meters a year. Since the new meter number had not been entered into ESPM, the data was no longer being updated. Currently, the only way that a meter change can be identified is if the ESPM account manager looks at every bill which negates the benefit of automated utility uploads.

To further illustrate this, the state has over 51 million square feet of building space on campuses and over 38 million square feet in stand-alone buildings as shown in figures 11 and 12. Because of the previously mentioned issues, the state is unable to provide an ESS or EUI on roughly 43.5 million square feet of building space on campuses and 30.5 million square feet in stand-alone buildings. From another perspective, this represents approximately 2,500 buildings on campuses and 370 stand-alone buildings. Out of 3,037 buildings, we are only capturing energy data for 493 of them.

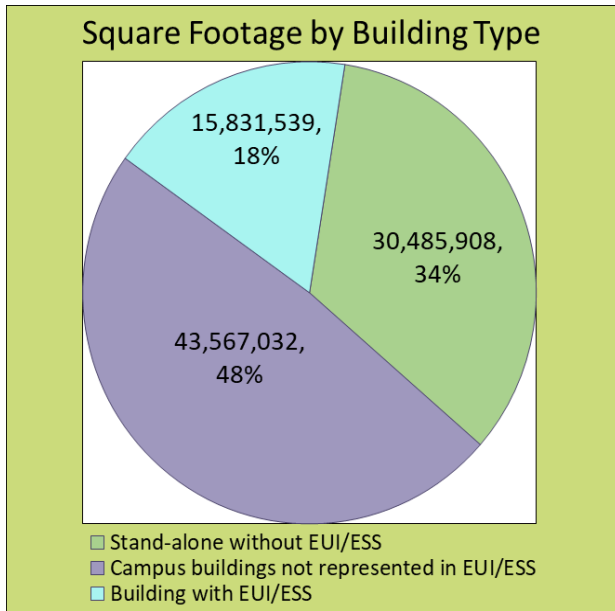


Figure 11 Square footage captured in EUI/ESS

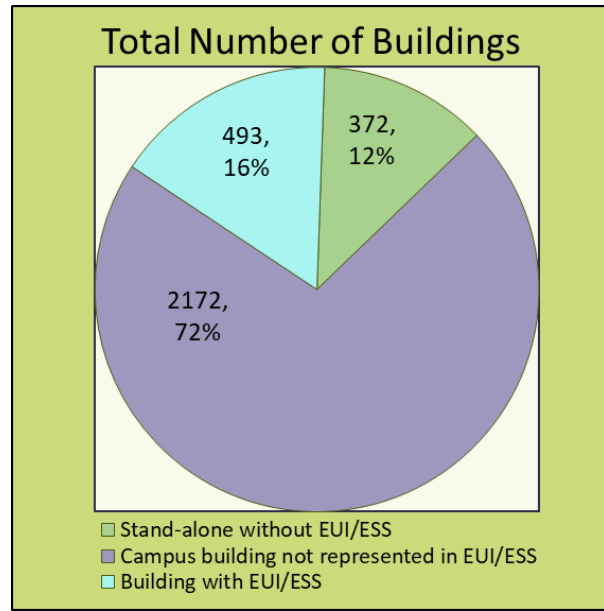


Figure 12 – Number of building with EUI/ESS

Conclusion

Reporting

ESPM cannot provide the type of data defined in RCW 19.27A.170 for the buildings being measured in this program. Many buildings are too unique to be reliably compared to others and do not get an ESS. Finally, many buildings are part of a campus energy system that does not have the infrastructure to measure energy use with individual building meters, which make them unable to receive an ESS or EUI.

Program Value

The manual and automatic upload of data has not proven to be efficient or cost effective. Automatic upload of data requires time and expertise to correct errors and fill in missing data by close coordination with the utility. In the case of DES, relatively few properties get energy from small utilities who have 60 days to provide data after a hand written request. It is quicker and easier to enter bills by hand than to request data and wait for its delivery before uploading it into ESPM. Each state organization incurs the cost of managing data that should easily be uploaded into a user-friendly database.

The energy data collection system that we have is not working as intended. To accomplish the intent of RCW 19.27A.170 and RCW 19.27A.190, and provide reliable and meaningful data, some changes need to be made.

Three key elements need to be addressed:

1. Staff assigned to maintain their agency's ESPM account need to have a better understanding of their buildings, how to read utility bills, and receive training on how to use ESPM.
2. Improvements are needed in communication between the agency and the serving utility about changes affecting the automated data uploads to ESPM.
3. Changes are needed to ESPM software to simplify data management for the agency and to improve reporting.

Recommendations

After ten years of trying to provide useful building benchmarking data, we recognize that the current system isn't working as well as it could. With the passing of the Clean Buildings Bill (RCW 19.27A.200) in 2019, and recognizing the key role of ESPM in benchmarking buildings and the parallelism found in RCW's 19.27A.170 and 19.27A.190, it is time to update our system of collecting building energy benchmarking data. The good news is we can make adjustments at the individual account level, with how utilities provide data, and how the ESPM software process that data in the Database. We have discovered that this system requires regular care and attention.

We recommend the following changes to the ESPM benchmarking process.

Managing the Data:

- Assign the task of entering data to qualified staff, trained in ESPM and in reading utility bills. Ideally, an Energy Manager or Resource Conservation Manager would be an ideal assignment because they can understand the complexity of the data collection and how to address issues with the ESPM program.
- Each ESPM account holder should review their account and confirm all the meter numbers and building information are correct on a regular basis.
- Fund DES to provide technical assistance and training to agencies and personnel through the Resource Conservation Management Program.

Automated Utility Uploads:

- DES and Commerce should lead a work group to coordinate improvements with the utilities data upload process.
- Require utilities who provide data through automated uploads to ESPM accounts to communicate with their customers when a meter change occurs. This will allow the ESPM account holder to make the necessary changes in ESPM. This can improve the automated data upload and ensure the data is in the ESPM database.
- Have utilities flag accounts that do not upload correctly and notify the customer there is a problem.

ESPM Software:

- Direct DES and Commerce to work with the EPA and its contractors to improve functionality of the ESPM software program.
- Modify ESPM to issue alerts to the ESPM account manager when the utility has uploaded or attempted to upload data.
- Improve the ability of ESPM to use sub-meters for campus properties.
- Establish formal training opportunities between EPA and WA state ESPM users.

APPENDICES

Appendix A Energy Benchmarking Law (RCW)

RCW 19.27A.140

The definitions in this section apply to RCW 19.27A.130 through 19.27A.190 and 19.27A.020 unless the context clearly requires otherwise.

- (1) "Benchmark" means the energy used by a facility as recorded monthly for at least one year and the facility characteristics information inputs required for a portfolio manager.
- (2) "Conditioned space" means conditioned space, as defined in the Washington state energy code.
- (3) "Consumer-owned utility" includes a municipal electric utility formed under Title 35 RCW, a public utility district formed under Title 54 RCW, an irrigation district formed under chapter 87.03 RCW, a cooperative formed under chapter 23.86 RCW, a mutual corporation or association formed under chapter 24.06 RCW, a port district formed under Title 53 RCW, or a water-sewer district formed under Title 57 RCW, that is engaged in the business of distributing electricity to one or more retail electric customers in the state.
- (4) "Cost-effectiveness" means that a project or resource is forecast:
 - (a) To be reliable and available within the time it is needed; and
 - (b) To meet or reduce the power demand of the intended consumers at an estimated incremental system cost no greater than that of the least-cost similarly reliable and available alternative project or resource, or any combination thereof.
- (5) "Council" means the state building code council.
- (6) "Embodied energy" means the total amount of fossil fuel energy consumed to extract raw materials and to manufacture, assemble, transport, and install the materials in a building and the life-cycle cost benefits including the recyclability and energy efficiencies with respect to building materials, taking into account the total sum of current values for the costs of investment, capital, installation, operating, maintenance, and replacement as estimated for the lifetime of the product or project.
- (7) "Energy consumption data" means the monthly amount of energy consumed by a customer as recorded by the applicable energy meter for the most recent twelve-month period.
- (8) "Energy Service Company" has the same meaning as in RCW 43.19.670.
- (9) "Enterprise services" means the department of enterprise services.
- (10) "Greenhouse gas" and "greenhouse gases" includes carbon dioxide,

methane, nitrous oxide, hydrofluorocarbons, perfluorocarbons, and sulfur hexafluoride.

- (11) "Investment grade energy audit" means an intensive engineering analysis of energy efficiency and management measures for the facility, net energy savings, and a cost- effectiveness determination.
- (12) "Investor-owned utility" means a corporation owned by investors that meets the definition of "corporation" as defined in RCW 80.04.010 and is engaged in distributing either electricity or natural gas, or both, to more than one retail electric customer in the state.
- (13) "Major facility" means any publicly owned or leased building, or a group of such buildings at a single site, having ten thousand square feet or more of conditioned floor space.
- (14) "National energy performance rating" means the score provided by the energy star program, to indicate the energy efficiency performance of the building compared to similar buildings in that climate as defined in the United States environmental protection agency "ENERGY STAR® Performance Ratings Technical Methodology."
- (15) "Net zero energy use" means a building with net energy consumption of zero over a typical year.
- (16) "Portfolio manager" means the United States environmental protection agency's energy star portfolio manager or an equivalent tool adopted by the department of enterprise services.
- (17) "Preliminary energy audit" means a quick evaluation by an energy service company of the energy savings potential of a building.
- (18) "Qualifying public agency" includes all state agencies, colleges, and universities.
- (19) "Qualifying utility" means a consumer-owned or investor-owned gas or electric utility that serves more than twenty-five thousand customers in the state of Washington.
- (20) "Reporting public facility" means any of the following:
 - (a) A building or structure, or a group of buildings or structures at a single site, owned by a qualifying public agency, that exceed ten thousand square feet of conditioned space;
 - (b) Buildings, structures, or spaces leased by a qualifying public agency that exceeds ten thousand square feet of conditioned space, where the qualifying public agency purchases energy directly from the investor-owned or consumer-owned utility;
 - (c) A wastewater treatment facility owned by a qualifying public agency; or
 - (d) Other facilities selected by the qualifying public agency.

Portfolio Manager Benchmarking and Performance Rating Report
October 2018 through September 2020

- (21) "State portfolio manager master account" means a portfolio manager account established to provide a single shared portfolio that includes reports for all the reporting public facilities.

RCW 19.27A.170

- (1) On and after January 1, 2010, qualifying utilities shall maintain records of the energy consumption data of all nonresidential and qualifying public agency buildings to which they provide service. This data must be maintained for at least the most recent twelve months in a format compatible for uploading to the United States environmental protection agency's energy star portfolio manager.
- (2) On and after January 1, 2010, upon the written authorization or secure electronic authorization of a nonresidential building owner or operator, a qualifying utility shall upload the energy consumption data for the accounts specified by the owner or operator for a building to the United States environmental protection agency's energy star portfolio manager in a form that does not disclose personally identifying information.
- (3) In carrying out the requirements of this section, a qualifying utility shall use any method for providing the specified data in order to maximize efficiency and minimize overall program cost. Qualifying utilities are encouraged to consult with the United States environmental protection agency and their customers in developing reasonable reporting options.
- (4) Disclosure of nonpublic nonresidential benchmarking data and ratings required under subsection (5) of this section will be phased in as follows:
 - (a) By January 1, 2011, for buildings greater than fifty thousand square feet; and
 - (b) By January 1, 2012, for buildings greater than ten thousand square feet.
- (5) Based on the size guidelines in subsection (4) of this section, a building owner or operator, or their agent, of a nonresidential building shall disclose the United States environmental protection agency's energy star portfolio manager benchmarking data and ratings to a prospective buyer, lessee, or lender for the most recent continuously occupied twelve- month period. A building owner or operator, or their agent, who delivers United States environmental protection agency's energy star portfolio manager benchmarking data and ratings to a prospective buyer, lessee, or lender is not required to provide additional information regarding energy consumption, and the information is deemed to be adequate to inform the prospective buyer, lessee, or lender regarding the United States environmental protection agency's energy star portfolio manager benchmarking data and ratings for the most recent twelve-month period for the building that is being sold, leased, financed, or refinanced.
- (6) Notwithstanding subsections (4) and (5) of this section, nothing in this section increases or decreases the duties, if any, of a building owner, operator, or their

Portfolio Manager Benchmarking and Performance Rating Report
October 2018 through September 2020

agent under this chapter or alters the duty of a seller, agent, or broker to disclose the existence of a material fact affecting the real property.

- (7) An electric or gas utility that is not a qualifying utility must either offer the upload service specified in subsection (2) of this section or provide customers who are building owners of covered commercial buildings with consumption data in an electronic document formatted for direct upload to the United States environmental protection agency's energy star portfolio manager. Within sixty days of receiving a written or electronic request and authorization of a building owner, the utility must provide the building owner with monthly energy consumption data as required to benchmark the specified building.
- (8) For any covered commercial building with three or more tenants, an electric or gas utility must, upon request of the building owner, provide the building owner with aggregated monthly energy consumption data without requiring prior consent from tenants.
- (9) Each electric or gas utility must ensure that all data provided in compliance with this section does not contain personally identifiable information or customer-specific billing information about tenants of a covered commercial building.

RCW 19.27A.190

- (1) The requirements of this section apply to the department of enterprise services and other qualifying state agencies only to the extent that specific appropriations are provided to those agencies referencing chapter 423, Laws of 2009 or chapter number and this section.
- (2) By July 1, 2010, each qualifying public agency shall:
 - (a) Create an energy benchmark for each reporting public facility using a portfolio manager;
 - (b) Report to the department of enterprise services, the environmental protection agency national energy performance rating for each reporting public facility included in the technical requirements for this rating; and
 - (c) Link all portfolio manager accounts to the state portfolio manager master account to facilitate public reporting.
- (3) By January 1, 2010, the department of enterprise services shall establish a state portfolio manager master account. The account must be designed to provide shared reporting for all reporting public facilities.
- (4) By July 1, 2010, the department of enterprise services shall select a standardized portfolio manager report for reporting public facilities. The department of enterprise services, in collaboration with the United States environmental protection agency, shall make the standard report of each reporting public facility available to the public through the portfolio manager web site.

Portfolio Manager Benchmarking and Performance Rating Report

October 2018 through September 2020

- (5) The department of enterprise services shall prepare a biennial report summarizing the statewide portfolio manager master account reporting data. The first report must be completed by December 1, 2012. Subsequent reporting shall be completed every two years thereafter.
- (6) By July 1, 2010, the department of enterprise services shall develop a technical assistance program to facilitate the implementation of a preliminary audit and the investment grade energy audit. The department of enterprise services shall design the technical assistance program to utilize audit services provided by utilities or energy services contracting companies when possible.
- (7) For a reporting public facility that is leased by the state with a national energy performance rating score below seventy-five, a qualifying public agency may not enter into a new lease or lease renewal on or after January 1, 2010, unless:
 - (a) A preliminary audit has been conducted within the last two years; and
 - (b) The owner or lessor agrees to perform an investment grade audit and implement any cost-effective energy conservation measures within the first two years of the lease agreement if the preliminary audit has identified potential cost-effective energy conservation measures. (8)(a) Except as provided in (b) of this subsection, for each reporting public facility with a national energy performance rating score below fifty, the qualifying public agency, in consultation with the department of enterprise services, shall undertake a preliminary energy audit by July 1, 2011. If potential cost-effective energy savings are identified, an investment grade energy audit must be completed by July 1, 2013. Implementation of cost-effective energy conservation measures are required by July 1, 2016. For a major facility that is leased by a state agency, college, or university, energy audits and implementation of cost-effective energy conservation measures are required only for that portion of the facility that is leased by the state agency, college, or university.
 - (c) A reporting public facility that is leased by the state is deemed in compliance with (a) of this subsection if the qualifying public agency has already complied with the requirements of subsection (7) of this section.
- (8) Schools are strongly encouraged to follow the provisions in subsections (2) through (8) of this section.
- (9) The director of the department of enterprise services, in consultation with the affected state agencies and the office of financial management, shall review the cost and delivery of agency programs to determine the viability of relocation when a facility leased by the state has a national energy performance rating score below fifty. The department of enterprise services shall establish a process to determine viability.
- (10) The department of enterprise services, in consultation with the office of financial management, shall develop a waiver process for the requirements in subsection (7) of this section. The director of the office of financial management, in consultation

with the department of enterprise services, may waive the requirements in subsection (7) of this section if the director determines that compliance is not cost-effective or feasible. The director of the office of financial management shall consider the review conducted by the department of enterprise services on the viability of relocation as established in subsection (10) of this section, if applicable, prior to waiving the requirements in subsection (7) of this section.

- (11) By July 1, 2011, the department of enterprise services shall conduct a review of facilities not covered by the national energy performance rating. Based on this review, the department of enterprise services shall develop a portfolio of additional facilities that require preliminary energy audits. For these facilities, the qualifying public agency, in consultation with the department of enterprise services, shall undertake a preliminary energy audit by July 1, 2012. If potential cost-effective energy savings are identified, an investment grade energy audit must be completed by July 1, 2013.

RCW 29.27A.200

State energy performance standard—Definitions.

The definitions in this section apply throughout RCW 19.27A.210, 19.27A.220, 19.27A.230, and 19.27A.240 unless the context clearly requires otherwise.

- (1) "Agricultural structure" means a structure designed and constructed to house farm implements, hay, grain, poultry, livestock, or other horticultural products, and that is not a place used by the public or a place of human habitation or employment where agricultural products are processed, treated, or packaged.
- (2) "Baseline energy use intensity" means a building's weather normalized energy use intensity measured the previous year to making an application for an incentive under RCW 19.27A.220.
- (3) "Building owner" means an individual or entity possessing title to a building.
- (4) "Building tenant" means a person or entity occupying or holding possession of a building or premises pursuant to a rental agreement.
- (5) "Conditional compliance" means a temporary compliance method used by building owners that demonstrate the owner has implemented energy use reduction strategies required by the standard, but has not demonstrated full compliance with the energy use intensity target.
- (6) "Consumer-owned utility" has the same meaning as defined in RCW 19.27A.140.
- (7) "Covered commercial building" means a building where the sum of nonresidential, hotel, motel, and dormitory floor areas exceeds fifty thousand gross square feet, excluding the parking garage area.

Portfolio Manager Benchmarking and Performance Rating Report
October 2018 through September 2020

- (8) "Department" means the department of commerce.
- (9) "Director" means the director of the department of commerce or the director's designee.
- (10) "Electric utility" means a consumer-owned utility or an investor-owned utility.
- (11) "Eligible building owner" means: (a) The owner of a covered commercial building required to comply with the standard established in RCW 19.27A.210; or (b) the owner of a multifamily residential building where the floor area exceeds fifty thousand gross square feet, excluding the parking garage area.
- (12) "Energy" includes: Electricity, including electricity delivered through the electric grid and electricity generated at the building premises using solar or wind energy resources; natural gas; district steam; district hot water; district chilled water; propane; fuel oil; wood; coal; or other fuels used to meet the energy loads of a building.
- (13) "Energy use intensity" means a measurement that normalizes a building's site energy use relative to its size. A building's energy use intensity is calculated by dividing the total net energy consumed in one year by the gross floor area of the building, excluding the parking garage. "Energy use intensity" is reported as a value of thousand British thermal units per square foot per year.
- (14) "Energy use intensity target" means the net energy use intensity of a covered commercial building that has been established for the purposes of complying with the standard established under RCW 19.27A.210.
- (15) "Gas company" includes every corporation, company, association, joint stock association, partnership, and person, their lessees, trustees, or receiver appointed by any court whatsoever, and every city or town owning, controlling, operating, or managing any gas plant within this state.
- (16) "Greenhouse gas" includes carbon dioxide, methane, nitrous oxide, hydrofluorocarbons, perfluorocarbons, and sulfur hexafluoride.
- (17) (a) "Gross floor area" means the total number of square feet measured between the exterior surfaces of the enclosing fixed walls of a building, including all supporting functions such as offices, lobbies, restrooms, equipment storage areas, mechanical rooms, break rooms, and elevator shafts.
(b) "Gross floor area" does not include outside bays or docks.
- (18) "Investor-owned utility" means a company owned by investors, that meets one of the definitions of RCW 80.04.010, and that is engaged in distributing electricity to more than one retail electric customer in the state.
- (19) "Multifamily residential building" means a building containing sleeping units or more than two dwelling units where occupants are primarily permanent in nature.

- (20) "Net energy use" means the sum of metered and bulk fuel energy entering the building, minus the sum of metered energy leaving the building.
- (21) "Qualifying utility" means a consumer-owned or investor-owned gas or electric utility that serves more than twenty-five thousand customers in the state of Washington.
- (22) "Savings-to-investment ratio" means the ratio of the total present value savings to the total present value costs of a bundle of an energy or water conservation measure estimated over the projected useful life of each measure. The numerator of the ratio is the present value of net savings in energy or water and nonfuel or nonwater operation and maintenance costs attributable to the proposed energy or water conservation measure. The denominator of the ratio is the present value of the net increase in investment and replacement costs less salvage value attributable to the proposed energy or water conservation measure.
- (23) "Standard" means the state energy performance standard for covered commercial buildings established under RCW 19.27A.210.
- (24) "Thermal energy company" has the same meaning as defined in RCW 80.04.550.
- (25) "Weather normalized" means a method for modifying the measured building energy use in a specific weather year to energy use under normal weather conditions.

[2019 c 285 § 2.]

NOTES:

Finding—Intent—2019 c 285: See note following RCW 19.27A.210.

RCW 29.27A.210

State energy performance standard.

- (1)
 - (a) By November 1, 2020, the department must establish by rule a state energy performance standard for covered commercial buildings.
 - (b) In developing energy performance standards, the department shall seek to maximize reductions of greenhouse gas emissions from the building sector. The standard must include energy use intensity targets by building type and methods of conditional compliance that include an energy management plan, operations and maintenance program, energy efficiency audits, and investment in energy efficiency measures designed to meet the targets. The department shall use ANSI/ASHRAE/IES standard 100-2018 as an initial model for standard development. The department must update the standard by July 1, 2029, and every five years thereafter. Prior to the adoption or update of the standard, the department must identify the sources of information it relied upon, including peer-reviewed science.
- (2) In establishing the standard under subsection (1) of this section, the department:
 - (a) Must develop energy use intensity targets that are no greater than the average energy use intensity for the covered commercial building occupancy type with adjustments for unique energy using features. The department must also

Portfolio Manager Benchmarking and Performance Rating Report
October 2018 through September 2020

- develop energy use intensity targets for additional property types eligible for incentives in RCW 19.27A.220. The department must consider regional and local building energy utilization data, such as existing energy star benchmarking data, in establishing targets for the standard. Energy use intensity targets must be developed for two or more climate zones and be representative of energy use in a normal weather year;
- (b) May consider building occupancy classifications from ANSI/ASHRAE/IES standard 100-2018 and the United States environmental protection agency's energy star portfolio manager when developing energy use intensity targets;
 - (c) May implement lower energy use intensity targets for more recently built covered commercial buildings based on the state energy code in place when the buildings were constructed;
 - (d)(i) Must adopt a conditional compliance method that ensures that covered commercial buildings that do not meet the specified energy use intensity targets are taking action to achieve reduction in energy use, including investment criteria for conditional compliance that ensure that energy efficiency measures identified by energy audits are implemented to achieve a covered commercial building's energy use intensity target. The investment criteria must require that a building owner adopt an implementation plan to meet the energy intensity target or implement an optimized bundle of energy efficiency measures that provides maximum energy savings without resulting in a savings-to-investment ratio of less than 1.0, except as exempted in (d)(ii) of this subsection. The implementation plan must be based on an investment grade energy audit and a life-cycle cost analysis that accounts for the period during which a bundle of measures will provide savings. The building owner's cost for implementing energy efficiency measures must reflect net cost, excluding any costs covered by utility or government grants. The implementation plan may exclude measures that do not pay for themselves over the useful life of the measure and measures excluded under (d)(ii) of this subsection. The implementation plan may include phased implementation such that the building owner is not required to replace a system or equipment before the end of the system or equipment's useful life;
 - (ii) For those buildings or structures that are listed in the state or national register of historic places; designated as a historic property under local or state designation law or survey; certified as a contributing resource with a national register listed or locally designated historic district; or with an opinion or certification that the property is eligible to be listed on the national or state registers of historic places either individually or as a contributing building to a historic district by the state historic preservation officer or the keeper of the national register of historic places, no individual energy efficiency requirement need be met that would compromise the historical integrity of a building or part of a building.
- (3) Based on records obtained from each county assessor and other available information sources, the department must create a database of covered commercial buildings and

Portfolio Manager Benchmarking and Performance Rating Report
October 2018 through September 2020

building owners required to comply with the standard established in accordance with this section.

- (4) By July 1, 2021, the department must provide the owners of covered buildings with notification of compliance requirements.
- (5) The department must develop a method for administering compliance reports from building owners.
- (6) The department must provide a customer support program to building owners including, but not limited to, outreach and informational material, periodic training, phone and email support, and other technical assistance.
- (7) The building owner of a covered commercial building must report the building owner's compliance with the standard to the department in accordance with the schedule established under subsection (8) of this section and every five years thereafter. For each reporting date, the building owner must submit documentation to demonstrate that:
 - (a) The weather normalized energy use intensity of the covered commercial building measured in the previous calendar year is less than or equal to the energy use intensity target; or
 - (b) The covered commercial building has received conditional compliance from the department based on energy efficiency actions prescribed by the standard; or
 - (c) The covered commercial building is exempt from the standard by demonstrating that the building meets one of the following criteria:
 - (i) The building did not have a certificate of occupancy or temporary certificate of occupancy for all twelve months of the calendar year prior to the building owner compliance schedule established under subsection (8) of this section;
 - (ii) The building did not have an average physical occupancy of at least fifty percent throughout the calendar year prior to the building owner compliance schedule established under subsection (8) of this section;
 - (iii) The sum of the buildings gross floor area minus unconditioned and semi-conditioned spaces, as defined in the Washington state energy code, is less than fifty thousand square feet;
 - (iv) The primary use of the building is manufacturing or other industrial purposes, as defined under the following use designations of the international building code: (A) Factory group F; or (B) high hazard group H;
 - (v) The building is an agricultural structure; or
 - (vi) The building meets at least one of the following conditions of financial hardship: (A) The building had arrears of property taxes or water or wastewater charges that resulted in the building's inclusion, within the prior two years, on a city's or county's annual tax lien sale list; (B) the building has a court appointed receiver in control of the asset due to financial distress; (C)

the building is owned by a financial institution through default by a borrower; (D) the building has been acquired by a deed in lieu of foreclosure within the previous twenty-four months; (E) the building has a senior mortgage subject to a notice of default; or (F) other conditions of financial hardship identified by the department by rule.

- (8) A building owner of a covered commercial building must meet the following reporting schedule for complying with the standard established under this section:
 - (a) For a building with more than two hundred twenty thousand gross square feet, June 1, 2026;
 - (b) For a building with more than ninety thousand gross square feet but less than two hundred twenty thousand and one gross square feet, June 1, 2027; and
 - (c) For a building with more than fifty thousand gross square feet but less than ninety thousand and one square feet, June 1, 2028.

- (9) (a) The department may issue a notice of violation to a building owner for noncompliance with the requirements of this section. A determination of noncompliance may be made for any of the following reasons:
 - (i) Failure to submit a compliance report in the form and manner prescribed by the department;
 - (ii) Failure to meet an energy use intensity target or failure to receive conditional compliance approval;
 - (iii) Failure to provide accurate reporting consistent with the requirements of the standard established under this section; and
 - (iv) Failure to provide a valid exemption certificate.(b) In order to create consistency with the implementation of the standard and rules adopted under this section, the department must reply and cite the section of law, code, or standard in a notice of violation for noncompliance with the requirements of this section when requested to do so by the building owner or the building owner's agent.

- (10) The department is authorized to impose an administrative penalty upon a building owner for failing to submit documentation demonstrating compliance with the requirements of this section. The penalty may not exceed an amount equal to five thousand dollars plus an amount based on the duration of any continuing violation. The additional amount for a continuing violation may not exceed a daily amount equal to one dollar per year per gross square foot of floor area. The department may by rule increase the maximum penalty rates to adjust for the effects of inflation.

- (11) Administrative penalties collected under this section must be deposited into the low-income weatherization and structural rehabilitation assistance account created in *RCW 70.164.030.

- (12) The department must adopt rules as necessary to implement this section, including but not limited to:
 - (a) Rules necessary to ensure timely, accurate, and complete reporting of building energy performance for all covered commercial buildings;

Portfolio Manager Benchmarking and Performance Rating Report

October 2018 through September 2020

- (b) Rules necessary to enforce the standard established under this section; and
 - (c) Rules that provide a mechanism for appeal of any administrative penalty imposed by the department under this section.
- (13) Upon request by the department, each county assessor must provide property data from existing records to the department as necessary to implement this section.
- (14) By January 15, 2022, and each year thereafter through 2029, the department must submit a report to the governor and the appropriate committees of the legislature on the implementation of the state energy performance standard established under this section. The report must include information regarding the adoption of the ANSI/ASHRAE/IES standard 100-2018 as an initial model, the financial impact to building owners required to comply with the standard, the amount of incentives provided under RCW 19.27A.220 and 19.27A.230, and any other significant information associated with the implementation of this section.

NOTES:

*Reviser's note: RCW 70.164.030 was re-codified as RCW 70A.35.030 pursuant to 2020 c 20 § 2050

Finding—Intent—2019 c 285: "

- (1) The legislature finds that state policy encouraging energy efficiency has been extremely successful in reducing energy use, avoiding costly investment in new generating capacity, lowering customer energy bills, and reducing air pollution and greenhouse gas emissions. The state's 2019 biennial energy report indicates that utility conservation investments under chapter 19.285 RCW, the energy independence act, now save consumers more than seven hundred fifty million dollars annually, helping to keep Washington's electricity prices among the lowest in the nation.
- (2) Studies by the Northwest power and conservation council and by individual Washington utilities repeatedly show that efficiency is the region's largest, cheapest, lowest risk energy resource; that without it, the Northwest would have needed to invest in additional natural gas-fired generation; and that, looking ahead, efficiency can approach the size of the region's hydropower system as a regional resource. The Northwest power and conservation council forecasts that with an aggressive new energy efficiency policy, the region can potentially meet one hundred percent of its electricity load growth over the next twenty years with energy efficiency.
- (3) Energy efficiency investments that reduce energy use in buildings bring co-benefits that directly impact Washingtonians' quality of life. These benefits include improved indoor air quality, more comfortable homes and workplaces, and lower tenant energy bills. The legislature notes that according to the United States department of energy's energy and employment report, 2017, the energy efficiency sector has created more than sixty-five thousand jobs in the state, more than two-thirds of which are in the construction sector, and that the number continues to grow.

Portfolio Manager Benchmarking and Performance Rating Report

October 2018 through September 2020

- (4) Considering the benefits of and the need for additional energy efficiency to meet regional energy demand, the legislature notes that attaining as much of this resource as possible from the buildings sector can have a significant effect on state greenhouse gas emissions by deferring or displacing the need for natural gas-fired electricity generation and reducing the direct use of natural gas. Buildings represent the second largest source of greenhouse gas emissions in Washington and emissions from the buildings sector have grown by fifty percent since 1990, far outpacing all other emission sources.
- (5) The legislature therefore determines that it is in the state's interest to maximize the full potential of energy efficiency standards, retrofit incentives, utility programs, and building codes to keep energy costs low and to meet statutory goals for increased building efficiency and reduced greenhouse gas emissions.
- (6) It is the intent of this act to provide incentives and regulations that encourage greater energy efficiency in all aspects of new and existing buildings, including building design, energy delivery, and utilization and operations. This act:
 - (a) Establishes energy performance standards for larger existing commercial buildings;
 - (b) Provides financial incentives and technical assistance for building owners taking early action to meet these standards before they are required to be met;
 - (c) Enhances access to commercial building energy consumption data in order to assist with monitoring progress toward meeting energy performance standards; and
 - (d) Establishes efficiency performance requirements for natural gas distribution companies, recognizing the significant contribution of natural gas to the state's greenhouse gas emissions, the role that natural gas plays in heating buildings and powering equipment within buildings across the state, and the greenhouse gas reduction benefits associated with substituting renewable natural gas for fossil fuels."

Campus Name	Site EUI (kBtu/ft²)											Total Floor Space (Sq. Ft.)	City	Zip Code
	2009	2010	2011	2012	2013	2014	2015	2016	2017	2018	2019			
Bates Centra3:144I (Mohler) Campus	94	92	0	98	84	85	84	84	89			46,000	Tacoma	98405
Bates Downtown Campus	73	57	54	50	38	44	42	39	45		0	342,148	Tacoma	98405
Bates South Campus	97	67	112	104	83	86	92	85	97		0	249,469	Tacoma	98409
BBCC Campus	70	0	0	0	0	0	0	0	0	0	0	474,402	Moses Lake	98837
BC Main	0	0	84	103	79	0	0	0	0	0	0	632,676	Bellevue	98007
BTC Main Campus	86	79	85	91	84	70	67	0	0	0	0	333,614	Bellingham	98226
CCS 171-000 SCC Campus	0	92	104	89	0	80	0	0	0	0	0	947,622	Spokane	99217
CCS 172-000 SFCC Campus	0	95	110	97	0	94	0	0	0	0	0	591,956	Spokane	99224
CJTC Campus			27	0	0	0	0	0	0	0	0	180,182	Burien	98148
CLARK MAIN CAMPUS	0	0	60	58	60	58	55	59	69	94	75	791,690	VANCOUVER	98663
CPTC Campus	87	79	71	65	61	60	62	0	0	0	0	553,571	Lakewood	98499
CTS 1500 Jefferson						74	94	0	0	0	0	383,202	Olympia	98501
CWU	0	0	124	124	123	122	0	0	0	0	0	3,134,679	Ellensburg	98926
DES Cap Campus	0	0	0	0	0	200	185	166	0	118	60	2,232,923	Olympia	98504
DES Tumwater	0	0	139	139	139	140	135	151	0	69	65	97,290	Tumwater	98501
DOC AHCC - CAMPUS	81	73	73	73	72	131	183	181	181			717,941	Airway Heights	99001
DOC AVWR - All Facilities	0	0	0	0	0	26	24	24	0		0	136,190	YAKIMA	98903
DOC CBCC - CAMPUS	153	159	149	140	138				125			391,894	Clallam Bay	98326
DOC CRCC - CAMPUS	111				157							730,986	Connell	99326
DOC MCC-WSR - All Facilities					174		166		174		0	1,367,524	Monroe	98272
DOC OCC - All Facilities	0	0	0	0	0	357	0	0	0	0	0	50,511	Forks	98331
DOC SCCC - All Facilities	92	0	0	0	0	0	0	0	0	0	0	719,507	Aberdeen	98520
DOC WCC - All Facilities	0	0	0	178	175	209	202	208	218		0	689,286	Shelton	98584
DOC WCCW - All Facilities	0	0	0	0	0	0	0	0	0	0	0	364,491	Gig Harbor	98332
DOC WSP - CAMPUS					187	183	174	0	0	0	0	1,396,259	Walla Walla	99362
DOT 04BA00 Wenatchee Rhq - Old	90	75	82	71	72	57	26	21	49	12	0	45,548	WENATCHEE	98801
DOT 04BB00 Wenatchee Rhq - New Euclid	88	85	90	87	84	85	77	49	32	31	0	68,144	WENATCHEE	98801
DOT 04DE00 Berne SMF	0	0	84	81	78	83	72	65	100	88	0	25,934	LEAVENWORTH	98826
DOT 05CA00 Port Angeles Area 3 MF	32	31	32	33	28	26	14	19	22	18	0	21,117	Port Angeles	98363
DOT 06BA00 Vancouver Area 1 Maint. H	0	0	0	28	26	25	24	22	24	19	13	93,103	Vancouver	98668
DOT 06BC00 SW Admin Site (Ace)	39	42	43	42	52	58	50	53	57	52	0	127,389	Vancouver	98682
DOT 08DJ00 Kelso Section Facility Off	0	0	39	43	47	92	138	132	135		0	21,425	Kelso	98626

Campus Name	Site EUI (kBtu/ft²)											Total Floor Space (Sq. Ft.)	City	Zip Code
	2009	2010	2011	2012	2013	2014	2015	2016	2017	2018	2019			
DOT 10DD00 Republic SMF	0	0	0	0	0	65	72	54	74	71	0	11,066	Republic	99166
DOT 11CA00 Pasco Area 3 MF	0	0	0	0	0	0	29	42	51	42	0	18,130	Pasco	99301
DOT 13CA00 Ephrata Area HQ Office/Sh	0	6	7	6	6	22	22	7	9	8	0	15,427	Ephrata	98823
DOT 13CB00 Electric City Smf	0	0	96	94	89	87	88	86	86	69	0	15,427	Electric City	99123
DOT 14CB00 Central Park Maint/Pe Off	0	0	23	21	19	19	19	19	19	15	0	29,003	Aberdeen	98520
DOT 14DN00 Elma Smf	14	22	30	33	31	29	27	29	31	19	0	11,521	Elma	98541
DOT 17BA00 Corson	31	28	76	77	78	71	65	65	74	74	69	94,909	Seattle	98108
DOT 17BB00 Area 5 Spokane St.	0	0	57	56	49	50	47	51	68	40	35	17,397	Seattle	98134
DOT 17BM00 Dayton Ave Rhq	61	61	80	81	81	82	100	78	0	64	0	162,115	Seattle	98133
DOT 17BE00 NW Signals 7	79	110	124	125	121	117	107	114	111	105	87	19,504	Seattle	98134
DOT 17CD00 Northup Area 5 MF	0	0	58	61	64	57	54	61	68	33	33	20,027	Bellevue	98004
DOT 17CG00 Area 4 Kent Maint	0	0	142	133	137	121	118	136	153	124	118	14,682	Kent	98032
DOT 17EB00 Area 4 Enumclaw	0	0	33	32	33	32	33	29	31	24	24	10,182	Enumclaw	98022
DOT 17LA00 Seattle Ferry Term	0	3	10	32	131	111	99	100	107		0	50,194	Seattle	98104
DOT 18CB00 Mullenix Area 2 MF	0	0	68	66	62	60	60	56	69	53	47	23,872	PORT ORCHARD	98366
DOT 19CA00 Bullfrog Area 1 MF	37	33	33	36	40	35	31	34	37	39	31	22,726	CLE ELUM	98922
DOT 19DA00 Ellensburg SMF	0	0	0	0	0	29	62	63	79		0	16,234	Ellensburg	98926
DOT 19DB00 Hyak Maintenance Building				73	66	63	62		37			22,664	SNOQUALMIE PASS	98068
DOT 20CA00 Goldendale Area 4 MF	0	0	0	0	0	58	53	59	64	40	34	17,216	GOLDENDALE	98620
DOT 21CB00 Chehalis AMF	0	0	0	0	43	40	38	39	0	23	25	33,910	CHEHALIS	98532
DOT 22CA00 Davenport Area 3 HQ	0	0	0	0	21	58	83	89	102	101	101	12,160	DAVENPORT	99122
DOT 25CA00 Raymond Area 3 HQ Site	55	50	52	55	54	45	45	51	49	36	0	11,751	RAYMOND	98577
DOT 27CA00 Lakeview Area 1 MF	0	0	26	24	22	21	22	21	23	10	0	34,830	Tacoma	98499
DOT 29CA00 Area 2 Maint HQ Mt. Vern	0	0	49	49	53	57	52	46	52	42	0	33,131	MT. VERNON	98274
DOT 31CA00 Area 3 Maint. HQ Everett	0	0	99	80	78	68	64	62	80	55	48	20,148	EVERETT	98206
DOT 31GJ00 Eastmont Field Offices	0	0	43	42	42	37	37	44	38	26	26	21,371	Everett	98208
DOT 32BA00 Eastern Region HQ	0	0	0	0	0	105	98	96	100	100	94	109,560	Spokane	99207
DOT 32DC00 Geiger Section Facility SG418R	0	0	0	0	77	70	59	68	79	80	70	17,895	SPOKANE	99224
DOT 32GF00 Area 1 Maint HQ/PE Office	0	0	0	0	0	100	79	74	91	123	99	14,305	SPOKANE	99218
DOT 33CA00 Colville Area 4 HQ SG128	0	0	0	0	0	97	84	84	107	96	96	12,816	COLVILLE	99114
DOT 34AE00 Tumwater Materials Lab	0	0	153	149	153	141	184	188	215	207	0	65,054	TUMWATER	98512
DOT 34BA00 Tumwater RHQ	0	0	32	29	30	28	26	27	31	30	27	114,691	TUMWATER	98504

Campus Name	Site EUI (kBtu/ft²)											Total Floor Space (Sq. Ft.)	City	Zip Code
	2009	2010	2011	2012	2013	2014	2015	2016	2017	2018	2019			
DOT 34DL00 Mottman SMF	61	61	0	55	53	51	50	47	51		0	17,458	TUMWATER	98512
DOT 36CB00 Walla Walla AMF	33	0	44	62	71	73	63	61	69	67	0	20,967	WALLA WALLA	99362
DOT 37CE00 Area 1 Maint.HQ B'ham	95	56	128	128	130	124	100	113	135	179	0	21,178	BELLINGHAM	98226
DOT 37DD00 Shuksan SMF	0	0	0	0	0	51	47	48	73		0	17,416	GLACIER	98244
DOT 37DE00 Newhalem SMF	7	8	9	8	9	0	0	0	0	0	0	7,385	Newhalem	98267
DOT 38CB00 Colfax Maint Site	0	62	48	71	90	83	47	40	54		0	16,722	COLFAX	99111
DOT 39BA00 Union Gap District Office	26	21	23	0	51	47	49	53	53	26	0	133,188	UNION GAP	98903
DSHS Canyon View Community Facility JRA - CAMPUS	121	112	84	104	108	118	127	92	69			6,576	East Wenatchee	98802
DSHS EASTERN STATE HOSPITAL - CAMPUS	80	84	79	76	79	68	71	72	72	72	68	952,743	Medical Lake	99022
DSHS Echo Glen Children's Center JRA - CAMPUS	110	110	120	157	113	61	58	59	61		0	182,208	Snoqualmie	98065
DSHS Fircrest School DDD - CAMPUS	288	302	278	295	300	305	283	320	359		0	440,639	SHORELINE	98155
DSHS Green Hill School Campus JRA - CAMPUS	152	158	220	186	128	122	169	184	168	133	0	278,365	CHEHALIS	98532
DSHS Lakeland Village Campus DDD - CAMPUS	188	162	151	149	171	147	144	145	156	154	154	429,519	MEDICAL LAKE	99022
DSHS Naselle Youth Camp Campus JRA - CAMPUS	48	118	131	131	93	66	60	66	75	73	0	125,314	NASELLE	98638
DSHS Olympic Center Campus DDD - CAMPUS	0	86	102	70	77	72	71	0	0		0	93,233	BREMERTON	98312
DSHS Parke Creek Community Facility JRA - CAMPUS	72	71	82	76	64	68	63	64	68	83	0	10,008	ELLENSBURG	98926
DSHS Pierce SCTF/Total Confinement Facility Campus SCC - CAMPUS	135	153	179	204	153	193	197	196	196		0	266,434	STEILACOOM	98388
DSHS Pine Lodge OSSD - CAMPUS	0	56	23	22	25	31	26	26	27	27	26	179,355	Medical Lake	99022
DSHS Rainier School DDD - CAMPUS	137	128	130	124	124	81	27	26	24	154	190	836,009	Buckley	98321
DSHS Twin River Community Facility JRA - CAMPUS	101	97	106	97	0	86	76	70	72			5,944	Richland	99352
DSHS Western State Hospital_Child Study Treatment MHD - CAMPUS	0	0	116	120	121	117	127	134	153		0	1,293,311	Lakewood	98498
DSHS YAKIMA VALLEY SCHOOL DDD - CAMPUS	149	143	74	71	72	74	76	0	0		0	149,078	Selah	98942
DVA E Wash Cemetery-CAMPUS	0	50	80	106	109	130	99	99	113			8,276	Medical Lake	99022
DVA Spokane Veterans Home-CAMPUS	133	141	143	124	130	121	112	109	122	113	104	42,510	Spokane	99202
DVA Washington Soldiers Home and Colony-CAMPUS				212	217	235	171		183	181	0	162,287	Orting	98360
DVA Washington Veterans Home-Campus				172	160	174	169		178		0	324,974	Retsil	98378
ECY PADILLA BAY NATIONAL ESTUARINE - CAMPUS	48	49	0	0	44	43	41	42	0			29,257	MOUNT VERNON	98273
Edmonds CC - Campus	0	0	104	98	91	96	91	0	0	59	38	660,856	Lynnwood	98036
GHC Aberdeen Campus	0	0	0	36	38	45	65	69	83	74	59	282,008	Aberdeen	98520
LWTech Kirkland Campus	61	49	58	63	66	58	52	52	0	50	47	477,314	Kirkland	98034
MIL ANACORTES READINESS CENTER-CAMPUS	0	0	15	15	27	27	22	33	0	0	0	20,130	ANACORTES	98221
MIL BOEING FIELD - CAMPUS	0	0	0	41	41	41	38	33	0	0	0	41,151	SEATTLE	98108

Campus Name	Site EUI (kBtu/ft²)											Total Floor Space (Sq. Ft.)	City	Zip Code
	2009	2010	2011	2012	2013	2014	2015	2016	2017	2018	2019			
MIL BREMERTON READINESS CENTER-CAMPUS	0	0	57	56	0	61	0	0	0	0	0	87,707	BREMERTON	98312
MIL BUCKLEY	38	33	37	36	34	69	81	33	0	0	0	27,392	Buckley	98321
MIL CENTRALIA	0	0	0	37	45	41	37	40	0	0	0	32,613	Centralia	98531
MIL GIEGER FIELD-CAMPUS	0	0	25	64	0	66	0	0	0	0	0	77,088	SPOKANE	99224
MIL LONGVIEW READINESS CENTER-CAMPUS	0	0	32	20	18	17	0	0	0	0	0	21,414	LONGVIEW	98632
MIL MONTESANO READINESS CENTER-CAMPUS	0	0	19	24	0	17	0	0	0	0	0	50,998	MONTESANO	98563
MIL MOSES LAKE READINESS CENTER-CAMPUS	0	0	26	26	0	31	0	0	0	0	0	28,311	MOSES LAKE	98837
MIL OLYMPIA READINESS CENTER-CAMPUS	0	0	23	22	21	20	0	0	0	0	0	48,857	OLYMPIA	98501
MIL PASCO READINESS CENTER-CAMPUS	0	0	33	25	28	26	0	0	0	0	0	32,910	PASCO	99301
MIL PORT ORCHARD READINESS CENTER-CAMPUS	0	0	35	34	0	27	0	0	0	0	0	30,695	PORT ORCHARD	98366
MIL SEATTLE READINESS CENTER-CAMPUS	0	0	56	52	47	45	0	46	0	49	0	89,747	SEATTLE	98119
MIL SEDRO-WOOLEY FIELD MAINTENACE SHOP-CAMPUS	0	0	63	68	0	47	0	0	0	0	0	8,727	SEDRO-WOOLLEY	98284
MIL SNOHOMISH READINESS CENTER-CAMPUS	0	0	71	69	0	43	0	0	0	0	0	17,302	SNOHOMISH	98290
MIL SPOKANE READINESS CENTER-CAMPUS	0	0	67	67	0	60	0	0	0	0	0	68,387	SPOKANE	99217
MIL WALLA WALLA READINESS CENTER-CAMPUS	0	0	15	10	11	18	0	0	0	0	0	58,375	WALLA WALLA	99362
MIL WENATCHEE READINESS CENTER-CAMPUS	0	0	0	0	0	45	0	0	0	0	0	23,952	WENATCHEE	98801
MIL YAKIMA AIRPORT-CAMPUS	0	0	51	55	0	54	0	0	0	0	0	66,038	YAKIMA	98903
NSCC CAMPUS	83	71	79	72	72	73	62	55	61			618,279	SEATTLE	98103
Parks Beacon Rock Campus	0	15	14	13	0	0	0	0	0	0	0	24,923	Skamania	98648
Parks Blake Island Campus	0	9	10	8	0	0	0	0	0	0	0	47,064	Manchester	98353
Parks Cama Beach/Camano Island Campus	0	21	57	49	0	0	0	0	0	0	0	43,787	Camano Island	98292
Parks Cape Disappointment Campus	0	0	66	58	0	0	0	0	0	0	0	47,778	Ilwaco	98624
Parks Deception Pass Campus	0	0	39	37	0	0	0	0	0	0	0	82,398	Oak Harbor	98277
Parks ELC Camp Wooten Campus	0	50	0	0	0	0	0	0	0	0	0	24,998	Pomeroy	99347
Parks Fort Casey Campus	0	0	3	3	0	0	0	0	0	0	0	135,003	Coupeville	98239
Parks Fort Columbia Campus	0	0	8	7	0	0	0	0	0	0	0	125,110	Naselle	98638
Parks Fort Ebey Campus	0	0	20	0	0	0	0	0	0	0	0	20,644	Coupeville	98239
Parks Fort Flagler Campus	0	0	10	12	0	0	0	0	0	0	0	349,974	Nordland	98358
Parks Fort Simcoe Campus	0	13	14	11	0	0	0	0	0	0	0	23,248	Harrah	98952
Parks Fort Worden Campus	0	0	0	24	0	0	0	0	0	0	0	795,280	Port Townsend	98368
Parks GRG Flaming Geyser Campus	0	49	9	7	0	0	0	0	0	0	0	22,119	Auburn	98002
Parks Illahee Campus	0	22	22	0	0	0	0	0	0	0	0	16,067	Bremerton	98310

Campus Name	Site EUI (kBtu/ft²)											Total Floor Space (Sq. Ft.)	City	Zip Code
	2009	2010	2011	2012	2013	2014	2015	2016	2017	2018	2019			
Parks Lake Sammamish Campus	0	31	0	0	0	0	0	0	0	0	0	52,407	Issaquah	98027
Parks Lake Wenatchee Campus	0	31	32	32	0	0	0	0	0	0	0	26,690	Leavenworth	98826
Parks Lewis & Clark Campus	0	12	401	15	0	0	0	0	0	0	0	26,651	Winlock	98956
Parks Lewis & Clark Trail	0	0	0	40	0	0	0	0	0	0	0	5,323	Dayton	99328
Parks Manchester Campus	0	7	13	10	0	0	0	0	0	0	0	46,948	Port Orchard	98353
Parks Maryhill	0	120	120	117	0	0	0	0	0	0	0	9,169	Goldendale	98620
Parks Millersylvania Campus	0	46	35	81	0	0	0	0	0	0	0	49,339	Olympia	98502
Parks Moran Campus	0	0	20	26	0	0	0	0	0	0	0	42,645	Eastsound	98245
Parks Mount Spokane Campus	0	18	18	19	0	0	0	0	0	0	0	56,646	Mead	99021
Parks Ocean City	0	0	0	89	0	0	0	0	0	0	0	13,339	Hoquiam	98550
Parks Olallie/Lower Crossing	0	0	36	62	0	0	0	0	0	0	0	2,742	Issaquah	98027
Parks Olmstead Place Campus	0	38	0	0	0	0	0	0	0	0	0	26,417	Ellensburg	98926
Parks Paradise Point	0	0	0	104	0	0	0	0	0	0	0	5,018	Ridgefield	98642
Parks Peace Arch	0	29	31	34	0	0	0	0	0	0	0	11,664	Blaine	98230
Parks Pearrygin Lake Campus	0	60	60	60	0	0	0	0	0	0	0	21,672	Winthrop	98862
Parks Penrose Point	0	0	0	32	0	0	0	0	0	0	0	6,354	Lake Bay	98349
Parks Potholes	0	0	0	73	0	0	0	0	0	0	0	9,346	Othello	99344
Parks Rainbow Falls	0	33	0	0	0	0	0	0	0	0	0	10,684	Chehalis	98532
Parks Rasar	0	0	0	83	0	0	0	0	0	0	0	9,121	Concrete	98237
Parks Riverside Campus	0	0	37	0	0	0	0	0	0	0	0	49,286	Spokane	99205
Parks Rockport	0	0	0	13	0	0	0	0	0	0	0	7,233	Rockport	98283
Parks Sacajawea	0	0	0	24	0	0	0	0	0	0	0	17,492	Pasco	99301
Parks Saint Edward Campus	0	0	55	61	0	0	0	0	0	0	0	107,809	Kenmore	98028
Parks Saltwater	0	0	0	15	0	0	0	0	0	0	0	12,853	Des Moines	98198
Parks Scenic Beach	0	0	0	41	0	0	0	0	0	0	0	11,719	Seabeck	98380
Parks Schafer	0	0	0	9	0	0	0	0	0	0	0	11,001	Elma	98541
Parks Seaquest	0	43	52	42	0	0	0	0	0	0	0	10,290	Castle Rock	98611
Parks Sequim Bay Campus	0	0	30	28	0	0	0	0	0	0	0	27,176	Sequim	98382
Parks South Whidbey	0	0	0	19	0	0	0	0	0	0	0	9,768	Freeland	98595
Parks Spencer Spit	0	0	0	16	0	0	0	0	0	0	0	6,267	Lopez Island	98261
Parks Steamboat Rock	0	0	0	77	0	0	0	0	0	0	0	18,968	Electric City	99123
Parks Sucia Island	0	0	0	12	0	0	0	0	0	0	0	6,762	Friday Harbor	98279

Campus Name	Site EUI (kBtu/ft²)											Total Floor Space (Sq. Ft.)	City	Zip Code
	2009	2010	2011	2012	2013	2014	2015	2016	2017	2018	2019			
Parks Sun Lakes Campus	0	0	28	24	0	0	0	0	0	0	0	88,822	Coulee City	99115
Parks Twanoh	0	0	0	45	0	0	0	0	0	0	0	15,278	Union	98592
Parks Twenty-Five Mile Creek	0	0	0	18	0	0	0	0	0	0	0	12,322	Chelan	98816
Parks Twin Harbors	0	0	0	39	0	0	0	0	0	0	0	17,128	Westport	98595
Parks Wallace Falls	0	0	0	29	0	0	0	0	0	0	0	7,198	Gold Bar	98251
Parks Wenatchee Confluence	0	0	0	81	0	0	0	0	0	0	0	16,396	Wenatchee	98801
Parks Yakima Sportsman	0	0	69	66	0	0	0	0	0	0	0	9,565	East Selah	98901
Pierce Ft. Steilacoom Campus	0	0	0	94	92	68	57	63	0	65	0	478,655	Lakewood	98498
Pierce Puyallup Campus	0	0	0	100	93	85	79	79	0	78	0	243,356	Puyallup	98374
PCC MAIN CAMPUS	23	24	33	43	40	41	40	41	0		0	212,051	Port Angeles	98362
RTC Campus	0	0	92	83	82	78	80	73	85			425,513	Renton	98056
SCCC MAIN CAMPUS	41	45	60	57	52	51	52	54	58	80	0	1,161,612	SEATTLE	98122
SCCC TRIDENT MARITIME CAMPUS	0	0	0	0	0	0	0	0	0	80	100	7,560	Seattle	98107
SCCC WOOD CONSTRUCTION	34	22	20	43	57	49	48	58	68	64	51	67,750	SEATTLE	98144
SPSCC Lacey Campus	0	0	0	0	0	0	29	0	25			97,623	Lacey	98503
SPSCC Main Campus	61	69	72	68	73	69	65	66	73			483,492	Olympia	98512
SSCC DUWAMISH GEORGETOWN CAMPUS	0	0	0	0	66	66	63	65	69	69	0	149,934	Seattle	98108
SSCC MAIN CAMPUS	53	51	90	87	86	78	76	79	74		59	483,000	Seattle	98106
TESC OLYMPIA MAIN CAMPUS	0	0	108	112	105	100	94	0	0	0	0	1,331,008	Olympia	98505
UW Seattle Campus Central Plant Utilities	193	183	190	187	194	0	0	0	0	0	0	13,390,514	Seattle	98195
UW Tacoma Campus	0	0	0	0	0	0	0	0	0	0	0	556,458	Tacoma	98402
Wa State School for the Blind-CAMPUS	0	0	0	0	75	74	0	0	0	0	0	166,600	Vancouver	98661
WDFW B001 SPOKANE REGION 1 HQ - CAMPUS	74	88	95	93	86	90	84	0	0	0	0	20,029	SPOKANE VALLEY	99216
WDFW B002 EPHRATA OFFICE CAMPUS	86	76	75	94	83	0	0	0	0	0	0	9,530	EPHRATA	98823
WDFW B003 YAKIMA REGIONAL OFFICE CAMPUS	96	87	83	0	84	92	0	0	0	0	0	5,920	YAKIMA	98902
WDFW B006 MONTESANO OFFICE CAMPUS	16	44	51	53	47	0	0	0	0	0	0	11,420	MONTESANO	98563
WDFW B011 WENATCHEE DISTRICT OFFICE - CAMPUS	3	0	0	14	0	0	0	0	0	0	0	3,800	WENATCHEE	98801
WSP D1 Combined Transportation Center	0	0	202	194	187	192	177	182	0	184	0	36,957	Tacoma	98445
WSP D1 Thomas Neff Industrial Center - CAMPUS	29	47	66	59	63	59	58	60	0	67	76	69,860	Tumwater	98504
WSP D2 Fire Training Academy Campus	0	0	52	49	48	45	41	41	45	78	35	74,237	SNOQUALMIE PASS	98068
WSP D3 Grandview Detachment Office/Storage/Weigh Station - CAMPUS	0	73	0	0	0	0	0	0	0			4,573	Grandview	98930
WSP D4 Spokane District 4 HQ - Campus	92	177	117	68	77	99	95	104	95	105	106	17,836	Spokane	99224

Campus Name	Site EUI (kBtu/ft ²)											Total Floor Space (Sq. Ft.)	City	Zip Code
	2009	2010	2011	2012	2013	2014	2015	2016	2017	2018	2019			
WSP D6 WENATCHEE HQ (CAMPUS)	0	134	143	135	104	101	120	0	0	117	114	13,000	WENATCHEE	98801
WSP D7 MARYSVILLE DISTRICT - CAMPUS	106	106	108	112	115	109	114	92	0	100	0	26,589	MARYSVILLE	98271
WSP D8 State Patrol Academy - CAMPUS	106	0	0	0	0	0	0	0	0		0	62,606	Shelton	98584
WSU Pullman	0	0	0	166	0	149	5	5	14	41	39	9,474,125	Pullman	99164
WSU Pullman Balance of Campus	0	0	1856	1665	0	1486	0	0	93			915,334	Pullman	99164
WSU Spokane	0	0	0	0	0	212	231	279	0	344	306	741,148	Spokane	99202
WVC MAIN CAMPUS	110	114	132	117	107	95	88	0	92		95	254,724	Wenatchee	98801
WVC NORTH CAMPUS	0	65	0	68	66	63	0	0	52	50	49	29,208	OMAK	98841
WWU MAIN CAMPUS	0	0	0	113	111	103	0	0	0	0	0	3,002,646	Bellingham	98225
YVC Grandview Campus	43	46	54	57	77	68	47	41	43			70,040	Grandview	98944

Building Site Energy Use Intensity (EUI)

Building Name (Owned and Leased)	Site Energy Use Intensity (EUI in kBtu/ft ²)										Energy Star Score (2019)	Total Floor Space (Sq. Ft.)	City	Zip Code	
	2009	2010	2011	2012	2013	2014	2015	2016	2017	2018					2019
ATG Olympia 2425 Bristol Court	64	63	45	43	45	44			0	0	0	0	54,744	Olympia	98502
C: Art Studios, Classrooms, Student Union and Student Programs	0	0	0	0	0	267	126	0	0	0	0	0	83,150	Bellevue	98007
BC Main A Building	0	0	0	0	0	217	47	0	0	46	46	0	52,495	Bellevue	98007
BC Main B Building	0	0	0	0	0	300	65	0	0	68	69	0	89,115	Bellevue	98007
BC Main D Building	0	0	0	0	0	0	25	0	0	341	398	0	92,063	Bellevue	98007
BC Main E Building	0	0	0	0	0	0	124	0	0	114	98	0	30,745	Bellevue	98007
BC Main F Building (Greenhouse)	222	225	257	251	233	0	0	0	0	0	0	0	2,562	Bellevue	98007
BC Main G Building	48	47	47	38	55	0	117	0	0	0	0	0	49,225	Bellevue	98007
BC Main House 1	72	73	85	0	0	0	0	0	0	0	0	0	2,350	Bellevue	98007
BC Main House 2	56	46	51	0	0	0	0	0	0	0	0	0	2,140	Bellevue	98007
BC Main House 3	63	46	36	0	0	0	0	0	0	0	0	0	1,840	Bellevue	98007
BC Main House 4	85	75	82	0	0	0	0	0	0	0	0	0	3,070	Bellevue	98007
BC Main House 5	86	78	90	0	0	0	0	0	0	0	0	0	2,353	Bellevue	98007
BC Main House 6	71	73	76	0	0	0	0	0	0	0	0	0	2,935	Bellevue	98007
BC Main House 17	0	6	13	0	0	0	0	0	0	0	0	0	1,370	Bellevue	98007
BC Main K Building	18	14	18	14	20	0	0	0	0	0	69	46	19,280	Bellevue	98007
BC Main L Building	0	0	0	0	0	165	77	0	0	0	72	0	45,000	Bellevue	98007
BC Main M Building	34	39	26	23	34	0	0	0	0	12	12	0	7,500	Bellevue	98007
BC Main N Building	59	57	62	68	77	490	136	0	0	0	5	0	32,801	Bellevue	98007
BC Main Q Building	45	39	43	42	44	134	58	0	0	35	36	0	23,000	Bellevue	98007
BC Main R Building	0	0	1	1	1	78	32	0	0	1	0	0	61,757	Bellevue	98007
BC Main S Building	162	151	145	147	152	353	87	0	0	41	38	0	64,238	Bellevue	98007
BC North V Building	0	0	52	52	57	0	53	0	0	0	0	0	67,500	Bellevue	98007
BIA Olympia 2430 Chandler Court	64	65	67	54	47	44			0	0	0	0	49,429	Olympia	98502
BTC Building A	193	201	197	186	201	196	155	0	0	0	0	0	11,535	Bellingham	98225
BTC Building G	0	0	0	108	106	96	73	0	0	0	0	0	17,197	Bellingham	98225
BTC Building H	33	25	28	24	20	21	22	0	0	0	0	0	9,158	Bellingham	98225
BTC Building J	27	22	27	23	22	22	15	0	0	0	0	0	11,558	Bellingham	98225
BTC Building K	0	42	52	43	48	35	34	0	0	0	0	0	4,302	Bellingham	98225
BTC Building M	23	19	80	37	18	18	13	0	0	0	0	0	15,954	Bellingham	98225
BTC Building T	23	21	29	31	24	41	22	0	0	0	0	0	16,789	Bellingham	98225
BTC Building U	16	10	11	8	9	9	11	0	0	0	0	0	9,495	Bellingham	98225
BTC Campus Center	0	0	0	44	47	37	45	0	0	0	0	0	68,093	Bellingham	98225
BTC Haskell Center	31	25	30	28	28	21	21	0	0	0	0	0	30,742	Bellingham	98225
BTC Marine Drive Annex	25	13	17	14	12	6	6	0	0	0	0	0			
BTC Morse Center	69	68	78	60	64	56	45	0	0	0	0	0	50,065	Bellingham	98225

Building Site Energy Use Intensity (EUI)

Building Name (Owned and Leased)	Site Energy Use Intensity (EUI in kBtu/ft ²)										Energy Star Score (2019)	Total Floor Space (Sq. Ft.)	City	Zip Code	
	2009	2010	2011	2012	2013	2014	2015	2016	2017	2018					2019
BTC Perry Center	0	0	0	0	0	51	55	0	0	0	0	0	7,823	Bellingham	98225
CBC-Athletic Support Bldg	0	0	0	18	22	0	0	0	0	0	0	0	5,414	Pasco	99301
CBC-Business	0	0	25	26	27	0	0	0	0	0	0	0	22,500	Pasco	99301
CBC-Center for Career & Technical Education	0	0	189	166	178	0	0	0	0	0	0	0	72,241	Paco	99301
CBC-CH2MHILL Education Center	132	129	125	107	104	0	0	0	0	0	0	0	35,000	Pasco	99301
CBC-Faculty House	37	37	49	38	46	0	0	0	0	0	0	0	1,881	Pasco	99301
CBC-Foundation	81	78	87	80	89	0	0	0	0	0	0	0	3,000	Pasco	99301
CBC-Greenhouse	217	191	237	283	255	0	0	0	0	0	0	0	1,612	Pasco	99301
CBC-Gym	31	32	49	65	69	0	0	0	0	0	0	0	41,219	Pasco	99301
CBC-Health Science Center	58	55	59	59	67	0	0	0	0	0	0	0	66,000	Richland	99352
CBC-HUB	45	41	42	41	41	0	0	0	0	0	0	0	67,695	Pasco	99301
CBC-Industrial 2	14	27	22	19	17	0	0	0	0	0	0	0	5,662	Pasco	99301
CBC-Industrial 3	38	25	16	23	40	0	0	0	0	0	0	0	6,343	Pasco	99301
CBC-Lee R Thornton Ctr	180	173	189	169	176	0	0	0	0	0	0	0	128,166	Pasco	99301
CBC-North Classroom	70	60	61	55	58	0	0	0	0	0	0	0	6,500	Pasco	99301
CBC-Observatory	31	31	37	30	30	0	0	0	0	0	0	0	1,000	Pasco	99301
CBC-Science	12	15	17	8	7	0	0	0	0	0	0	0	26,500	Pasco	99301
CBC-Vocational	0	0	20	10	12	0	0	0	0	0	0	0	41,383	Pasco	99301
CC1/CC2	79	79	60	0	0	0	0	0	0	0	0	0	111,500	Bothell	98011
CC3 GLA	0	77	55	0	0	0	0	0	0	0	0	0	54,006	Bothell	98011
CCS 171-000 SCC Campus	0	92	104	89	0	80	0	0	0	81	74	0	947,622	Spokane	99217
CCS 172-000 SFCC Campus	0	95	110	97	0	94	0	0	0	111	99	0	591,956	Spokane	99224
CCS 172-010 Maintenance	0	6	6	5	0	5	5	5	5	0	0	0	17,452	Spokane	99224
CLARK @ TOWN PLAZA CENTER (Leased)			42	34					0	0	0	0	26,026	VANCOUVER	98661
CLARK MAIN CAMPUS	0	0	60	58	60	58	55	59	69	94	75	0	791,690	VANCOUVER	98663
CLARK SATELLITE @ CTC	0	0	57	58	55	55	54	53	53	57	60	0	69,928	VANCOUVER	98663
Commerce Bldg 4	0	0	92	76	73	65	68	73	78	76	80	69	30,462	Olympia	98504
Commerce Bldg 5	0	0	63	65	66	64	62	61	69	82	101	41	40,616	Olympia	98504
CPTC MAIN CAMPUS	87	79	71	65	61	60	62	0	0	0	0	0			
CPTC SOUTH HILL CAMPUS	66	60	56	58	59	54	38	39	0	0	0	0	59,833	PUYALLUP	98374
Criminal Justice Training Commission-CAMPUS	0	0	58	59	59	57	58	65	0	0	0	0	180,162	BURIEN	98148
CTS 1500 Jefferson CAMPUS looked it up (downldSH # wrong)	0	0	0	0	55	125	144	102	104	0	0	0	383,202	Olympia	98501
CTS 1500 Jefferson BLDG energy use from WR not incl garage	0	0	0	0	55	125	144	46	50	0	0	0	240,594	Olympia	98501
CTS 1500 Jefferson DATA CTR energy use not entered in PM	0	0	0	0	55	125	144			0	0	0	138,166	Olympia	98501
CWU Main Aquatics Facility	0	203	271	244	257	0	0	0	0	0	0	0	25,670	Ellensburg	98926
CWU Main Aviation Training Center	0	0	69	47	47	54	53	0	0	0	0	0	4,562	Ellensburg	98926

Building Site Energy Use Intensity (EUI)

Building Name (Owned and Leased)	Site Energy Use Intensity (EUI in kBtu/ft ²)										Energy Star Score (2019)	Total Floor Space (Sq. Ft.)	City	Zip Code	
	2009	2010	2011	2012	2013	2014	2015	2016	2017	2018					2019
CWU Main Barge Hall	0	0	48	49	59	0	0	0	0	0	0	0	53,441	Ellensburg	98926
CWU Main Barto Hall	0	0	0	0	50	51	50	0	0	0	0	0	121,456	Ellensburg	98926
CWU Main Botany Greenhouse	0	67	83	87	90	0	0	0	0	0	0	0	4,086	Ellensburg	98926
CWU Main Bouillon Hall	0	0	61	64	61	0	0	0	0	0	0	0	72,504	Ellensburg	98926
CWU Main Brooklane Well	0	345	361	114	123	0	0	0	0	0	0	0	1,740	Ellensburg	98926
CWU Main Chimpanzee & Human Institute	0	132	226	204	226	0	0	0	0	0	0	0	15,445	Ellensburg	98926
CWU Main Dean Hall	0	66	62	66	84	87	118	0	0	0	0	0	79,095	Ellensburg	98926
CWU Main Grounds Storage	0	81	83	81	92	0	0	0	0	0	0	0	13,347	Ellensburg	98926
CWU Main Health Center	0	69	79	71	71	0	0	0	0	0	0	0	11,527	Ellensburg	98926
CWU Main Hebel Hall	0	37	68	67	67	0	0	0	0	0	0	0	51,868	Ellensburg	98926
CWU Main Hogue Hall	0	0	0	0	151	188	170	0	0	0	0	0	66,454	Ellensburg	98926
CWU Main Language & Literature Bldg.	0	42	74	74	100	0	0	0	0	0	0	0	52,904	Ellensburg	98926
CWU Main Lind Hall	0	50	73	24	55	0	0	0	0	0	0	0	44,380	Ellensburg	98926
CWU Main McConnell Hall	0	54	99	107	97	0	0	0	0	0	0	0	49,723	Ellensburg	98926
CWU Main McIntyre Music Building	0	0	104	107	97	0	0	0	0	0	0	0	68,920	Ellensburg	98926
CWU Main Michaelsen Hall	0	47	80	70	66	0	0	0	0	0	0	0	61,088	Ellensburg	98926
CWU Main Mitchell Hall	0	69	113	120	132	0	0	0	0	0	0	0	26,220	Ellensburg	98926
CWU Main Nicholson Pavilion	0	47	100	109	92	0	0	0	0	0	0	0	100,062	Ellensburg	98926
CWU Main Psychology Building	0	70	117	89	56	0	0	0	0	0	0	0	75,064	Ellensburg	98926
CWU Main Purser Hall	0	46	73	70	70	0	0	0	0	0	0	0	28,092	Ellensburg	98926
CWU Main Randall Hall	0	82	132	118	110	0	0	0	0	0	0	0	81,976	Ellensburg	98926
CWU Main Science Building	0	98	139	139	129	0	0	0	0	0	0	0	155,307	Ellensburg	98926
CWU Main Shaw Smyser Hall	0	78	106	102	0	0	0	0	0	0	0	0	52,000	Ellensburg	98926
DEL Olympia 1110 Jefferson St. SE	0	0	41	45	46	49	50	52	52	30	28	98	24,873	Olympia	98501
Dept of Retirement Systems	0	0	62	62	62	64	68	59	60	74	63	64	57,441	Tumwater	98501
Dept of Social & Health Services	0	0	65	69	68	66	64	61	67	64	54	70	54,984	Seattle	98122
Dept of Social & Health Services (WSDSHS)	57	56	58	60	62	57	44	47		0	0	100	40,738	Seattle	98118
DES Cap Camp 721 Columbia	4	7	9	9	18	57	35	17	11	3	2	0	3,169	Olympia	98504
DES Cap Camp Governors Mansion	0	0	1	1	1	17	23	39	0	34	38	0	21,400	Olympia	98504
DES Cap Camp Transportation	0	0	0	66	82	81	83	0	0	0	0	0	204,767	Olympia	98504
DES Cap Campus Employment Security Department	0	0	0	61	70	67	0	0	0	0	0	0	93,200	Olympia	98504
DES Kelso	23	23	367	14	31	29	37	37	0	0	0	0	60,308	Kelso	98626
DES Olympia Ayer Press House	0	0	96	97	94	88	90	79	87	86	78	26	3,727	Olympia	98504
DES Olympia Capitol Court	0	0	81	77	80	56	50	48	0	53	57	69	40,948	Olympia	98504
DES Olympia Capitol Park Bldg	0	0	0	0	0	0	0	0	0	0	0	0	57,500	Olympia	98504
DES Olympia Carlyon Press House	0	0	59	52	49	40	38	40	47	47	44	74	5,600	Olympia	98504

Building Site Energy Use Intensity (EUI)

Building Name (Owned and Leased)	Site Energy Use Intensity (EUI in kBtu/ft ²)											Energy Star Score (2019)	Total Floor Space (Sq. Ft.)	City	Zip Code
	2009	2010	2011	2012	2013	2014	2015	2016	2017	2018	2019				
DES Olympia Consolidated Mail Svcs	0	0	72	51	51	45	45	0	0	52	50	0	37,142	Olympia	98501
DES Olympia Heritage Park Bldg	0	0	59	58	54	40	42	40	52	41	33	0	2,048	Olympia	98504
DES Olympia Interpretive Center	0	0	40	23	23	37	33	21	35	27	39	0	757	Olympia	98504
DES Olympia James M Dolliver Bldg	0	0	97	89	81	78	75	70	0	73	67	8	23,385	Olympia	98504
DES Olympia Old Capitol Bldg	0	0	78	63	59	56	52	52	60	114	95	15	120,500	Olympia	98504
DES Olympia Perry St Child Care Ctr	0	0	47	47	47	45	46	46	52	49	48	0	7,138	Olympia	98504
DES Olympia Pro Arts Bldg	0	0	32	12	21	21	28	26	0	0	0	0	11,243	Olympia	98504
DES Olympia State Farm Bldg	0	0	0	0	30	62	65	100	0	71	69	34	1,539	Olympia	98504
DES Olympia Union Ave Bldg	0	0	83	88	62	49	48	60	0	45	48	48	12,900	Olympia	98504
DES Olympia Washington Street	0	0	69	66	68	59	58	1866	0	64	66	18	14,580	Olympia	98504
DES Seattle Alaska St. Building	0	0	97	101	94	61	58	66	82	72	48	75	22,364	Seattle	98118
DES Tacoma Rhodes - Broadway Bldg	0	0	0	0	0	0	0	0	0	0	0	0	125,058	Tacoma	98402
DES Tacoma Rhodes - Market Bldg									64	63	0	0	111,275	Tacoma	98402
DES Tumwater Central Stores	0	0	17	16	18	17	19	25	0	0	0	0	56,550	Tumwater	98501
DES Tumwater Isabella Bush Records Ctr	0	0	65	67	57	48	33	0	0	46	45	72	47,200	Tumwater	98504
DES Tumwater Modular Building (High Bay)	0	0	237	235	236	238	230	256	0	0	0	0	57,290	Tumwater	98504
DFI HQ	55	57	55	49	51	48	47	46	50	45	40	85	50,000	Tumwater	98501
DFW BL005 VANCOUVER REGIONAL OFFICE (BL005-S1)	0	0	0	56	64	61	0	0	0	0	0	0	25,782	VANCOUVER	98661
DOA Chelan	60	60	64	57	53	55	56	60	0	0	0	0	960	Chelan	98816
DOA Cleveland Lab	48	63	78	47	66	74	71	79	72	59	58	0	15,057	Tumwater	98512
DOA Colfax	36	34	34	46	50	48	45	47	52	45	50	68	3,200	Colfax	99111
DOA Kent	14	10	11	13	11	8	169	12	13	11	23	0	2,032	Kent	98032
DOA Moses Lake	40	65	64	51	60	66	47	46	50	46	63	0	922	Moses Lake	98837
DOA Othello	86	74	78	83	92	73	73	75	57	82	65	0	923	Othello	99344
DOA Pasco 2	28	56	79	68	62	64	52	63	84	74	68	0	2,352	Pasco	99301
DOA Spartina Warehouse 1	0	0	0	0	12	28	31	32	39	43	33	0	2,500	Olympia	98501
DOA Spartina Warehouse 2	0	0	0	0	18	31	32	34	41	47	238	0	2,500	Olympia	98501
DOA Spokane 3	57	68	96	91	89	76	81	81	93	1275	88	0	3,026	Spokane	99204
DOA Tumwater Metrology	67	66	62	52	54	47	45	49	96	68	65	0	3,384	Tumwater	98512
DOA Wenatchee	0	0	53	57	60	63	57	0	0	57	51	43	4,600	Wenatchee	98802
DOA Yakima	0	0	9	9	12	83	136	142	144	138	126	0	49,891	Yakima	98902
DOC BWR - All Facilities	0	0	0	0	0	0	118	132	128	141	0	0	25,140	SPOKANE	99201
DOC CI Warehouse/ HQ	0	0	86	91	62	53	50	50	57	93	100	0	39,000	Tumwater	98501
DOC ECHWR - All Facilities	0	0	0	0	0	0	102	95	105	96	0	0	16,628	SPOKANE	99204
DOC ELGB	78	79	81	77	78	76	66	70	66	0	0	0	226,266	Tumwater	98501
DOC Leased Spokane Broadway Field Office	0	0	0	0	0	47	0	0	0	0	0	0	21,501	Spokane	99201

Building Site Energy Use Intensity (EUI)

Building Name (Owned and Leased)	Site Energy Use Intensity (EUI in kBtu/ft ²)											Energy Star Score (2019)	Total Floor Space (Sq. Ft.)	City	Zip Code
	2009	2010	2011	2012	2013	2014	2015	2016	2017	2018	2019				
DOC Leased Spokane CJC	0	0	0	0	77	74	63	66	75	71	0	0	15,786	Spokane	99220
DOC Leased SWRBO	0	0	77	79	74	66	73	76	77	59	62	75	18,104	Lacey	98503
DOH TUMWATER ARAB RD WAREHOUSE	0	0	54	51	48	0	0	0	0	0	0	0	12,000	Tumwater	98504
DOH TUMWATER Point Plaza East	18	48	50	55	48	46	46	55	52	43	0	0	93,509	Tumwater	98501
DOH TUMWATER Town Center 1	0	45	46	45	47	45	40	44	40	75	75	57	99,621	Tumwater	98504
DOH TUMWATER Town Center 2	0	66	68	68	64	57	61	55	44	101	81	45	130,720	Tumwater	98504
DOL ANACORTES 1005 COMMERCIAL ST STE C D	60	67	145	0	0	0	0	0	0	0	0	0	1,965	ANACORTES	98221
DOL ARLINGTON 3704 172ND ST NE SPC K12	51	34	37	37	59	63	0	0	0	0	0	0	5,931	ARLINGTON	98223
DOL BELLINGHAM 4180 CORDATA PKWY	54	58	152	0	0	0	0	0	0	0	0	0	6,157	BELLINGHAM	98226
DOL BREMERTON 1550 NE RIDDELL RD STE M N O	0	0	209	0	0	0	0	0	0	0	0	0	5,760	BREMERTON	98310
DOL CENTRALIA 2424 REYNOLDS RD	39	37	0	0	0	0	0	0	0	0	0	0	3,963	CENTRALIA	98531
DOL CLARKSTON 603 3RD ST	51	68	60	68	74	70	67	68	84	0	0	0	2,026	CLARKSTON	99403
DOL ELLENSBURG 607 E MOUNTAIN VIEW AVE	124	112	116	98	88	88	84	89	100	87	0	0	2,077	ELLENSBURG	98926
DOL EPHRATA 1070 BASIN SW STE B C	70	68	63	69	58	62	59	58	57	0	0	0	2,000	EPHRATA	98823
DOL EVERETT 5313 EVERGREEN WAY	99	96	180	167	157	0	0	0	0	0	0	0	7,940	EVERETT	98203
DOL FEDERAL WAY 1617 S 324TH ST	222	174	242	244	240	226	0	0	0	0	0	0	5,704	FEDERAL WAY	98003
DOL GOLDENDALE 203 E MAIN	84	91	90	90	58	55	59	58	66	50	0	0	1,000	GOLDENDALE	98620
DOL HOQUIAM 719 8TH ST	53	75	97	78	85	71	61	65	77	73	0	0	4,891	HOQUIAM	98550
DOL ILWACO 116 1ST AVE	76	76	64	46	41	45	29	29	0	30	19	92	1,157	ILWACO	98624
DOL KELSO 214 S KELSO DR	85	81	106	80	73	65	55	0	0	0	0	0	4,327	KELSO	98626
DOL KENT 25410 74TH AVE S	70	69	71	66	57	0	0	0	0	0	0	0	5,360	KENT	98032
DOL LACEY 645 WOODLAND SQUARE LP SE	75	58	120	0	0	0	0	0	0	0	0	0	5,746	LACEY	98503
DOL MORTON 340 MORTON RD	89	70	55	40	56	58	62	57	57	47	0	0	1,200	MORTON	98356
DOL MOSES LAKE 1007 W BROADWAY	90	93	111	97	123	111	76	72	0	87	0	0	3,778	MOSES LAKE	98837
DOL OAK HARBOR 656 SE BAYSHORE DR	0	0	27	27	25	23	23	26	31	0	0	0	3,199	OAK HARBOR	98277
DOL OLYMPIA 2000 4TH AVE W BLACK LAKE	47	40	136	41	40	38	39	43	48	0	0	0	24,875	OLYMPIA	98504
DOL OLYMPIA 2424 BRISTOL COURT SW	40	37	101	35	37	39	41	37	39	39	32	79	17,902	OLYMPIA	98502
DOL OLYMPIA 405 & 421 BLACK LAKE BLVD SW	54	52	55	52	53				0	0	0	0	71,832	OLYMPIA	98502
DOL OLYMPIA 405 BLACK LAKE 2	52	50	52	52	53	53	55	48	44	58	38	75	46,957	OLYMPIA	98502
DOL Olympia 421 Black Lake Building 1	0	0	62	58	61	59	59	58	67	75	38	89	24,875	OLYMPIA	98502
DOL OMAK 646 OKOMA DR	27	28	23	22	19	20	19	21	21	19	0	0	2,301	OMAK	98841
DOL OROVILLE 821 APPLEWAY	56	48	38	37	30	30	28	31	0	24	0	0	830	OROVILLE	98844
DOL PORT ANGELES 228 W 1ST ST STE M N	0	0	46	42	41	37	42	43	0	50	0	0	2,451	PORT ANGELES	98362
DOL PORT TOWNSEND 2300 S PARK AVE	63	66	61	52	50	48	49	48	0	49	0	0	1,250	PORT TOWNSEND	98368
DOL POULSBO 19045 HWY 305 & LINCOLN HILL R SUITE 140	72	57	48	0	0	0	0	0	0	0	0	0	3,222	POULSBO	98370
DOL PULLMAN SOUTH 970 GRAND AVENUE	154	145	153	165	165	154	139	140	0	157	0	0	1,367	PULLMAN	99163

Building Site Energy Use Intensity (EUI)

Building Name (Owned and Leased)	Site Energy Use Intensity (EUI in kBtu/ft ²)											Energy Star Score (2019)	Total Floor Space (Sq. Ft.)	City	Zip Code
	2009	2010	2011	2012	2013	2014	2015	2016	2017	2018	2019				
DOL PUYALLUP 733 RIVER RD	68	77	77	0	0	0	0	0	0	0	0	0	5,737	PUYALLUP	98371
DOL RENTON 1314 UNION AVE NE	84	71	68	0	0	0	0	0	0	0	0	0	5,223	RENTON	98056
DOL SEATTLE 8830 25TH AVE SW	0	0	0	76	69	0	0	66	0	59	0	0	6,147	SEATTLE	98106
DOL SHELTON 2511 OLYMPIC HIGHWAY N SUITE 100	42	54	60	50	53	56	50	52	0	51	0	0	2,784	SHELTON	98584
DOL SPOKANE 6519 N LIDGERWOOD ST	0	97	0	0	0	0	0	0	0	0	0	0	5,669	SPOKANE	99208
DOL SPOKANE VALLEY 12801 E SPRAGUE AVE STE C D E	36	0	0	0	0	0	0	0	0	66	63	61	4,950	SPOKANE VALLEY	99216
DOL TACOMA 6402 YAKIMA AVE	53	63	56	48	46	48	46	46	0	0	0	0	5,800	TACOMA	98424
DOL TUMWATER 8005 RIVER DR SE	30	26	30	33	36	33	28	32	36	35	34	84	42,427	TUMWATER	98501
DOL UNION GAP 2725 RUDKIN RD	187	189	177	165	190	198	220	0	0	0	0	0	10,031	UNION GAP	98903
DOL VANCOUVER 1301 NE 136TH AVE	0	77	82	105	96	96	88	85	0	80	76	66	9,406	VANCOUVER	98684
DOL VANCOUVER NE 117TH AVE STE 2730	0	35	55	69	62	66	53	65	0	74	59	71	5,822	VANCOUVER	98682
DOL WALLA WALLA 145 JADE ST	0	23	55	67	64	67	61	75	0	71	76	28	2,899	WALLA WALLA	99362
DOL WENATCHEE 325 N CHELAN AVE	62	54	45	50	46	50	52	50	0	44	48	53	4,250	WENATCHEE	98801
DOL WHITE SALMON 156 NE CHURCH ST	77	66	69	67	61	54	54	0	0	0	0	0	1,191	WHITE SALMON	98672
DOR 6300 Linderson Bldg	110	106	109	105	98	95	91	89	92	78	74	91	53,936	Tumwater	98501
DOR 6500 Linderson Bldg	43	41	41	39	42	0	51	53	58	54	41	88	96,103	Tumwater	98501
DOR Capital Plaza	66	67	73	74	72	69	68	0	39	0	0	0	58,845	Olympia	98501
DOR Vancouver Field Office	0	0	0	0	0	56	53	51	0	0	0	0	12,580	Vancouver	98662
DOT 08VC01 Forest Learning Center	0	0	0	0	0	0	39	36	0	40	0	0	10,883	Toutle	98649
DOT 10DD01 Republic Maintenance Shed	132	25	0	0	0	0	0	0	0	0	0	0	7,127	Republic	99166
DOT 17BB01 Spokane St. Administratio	89	88	97	102	81	89	91	86	91	75	74	0	3,421	Seattle	98134
DOT 17DN01 Camp Mason Maintenance Bu	55	48	64	55	57	49	51	59	62	44	45	0	10,293	North Bend	98045
DOT 17LA01 Seattle Main Bldg	5	7	12	39	163	139	0	0	0	0	0	0	40,263	Seattle	98104
DOT 18LA00 Bainbridge Ferry Terminal	0	0	90	86	86	90	98	82	94	0	0	0	17,333	Bainbridge Island	98110
DOT 18LB00 Bremerton Ferry Trm Site	3046	3198	0	0	0	0	0	0	0	0	0	0	1,000	Bremerton	98310
DOT 18LB01 Bremerton Ferry Terminal	4	0	0	0	0	0	0	0	0	0	0	0	7,206	Bremerton	98310
DOT 18LG00 Eagle Harbor	0	0	228	181	155	169	190	189	177	0	0	0	1,000	Bainbridge Island	98110
DOT 19DA01 Ellensburg Maintenance Bu	24	18	0	0	0	49	105	108	135	0	0	0	9,510	Ellensburg	98926
DOT 19DA05 Ellensburg Maintenance An	0	0	0	0	0	0	0	0	0	0	0	0	5,644	Ellensburg	98926
DOT 21CB01 Chehalis Pe/Area Office	161	0	0	0	0	0	0	0	0	0	0	0	8,598	Chehalis	98532
DOT 21DK01 White Pass S.F. Office/Sh	70	0	0	0	60	100	71	87	141	0	0	0	14,579	White Pass	99999
DOT 24CB01 Okanogan AMF	58	53	57	53	51	55	51	48	60	51	0	0	26,750	Okanogan	98840
DOT 27GH01 PIERCE COUNTY PEO (OBC)	0	0	0	0	0	52	53	57	47	51	0	0	13,731	FIFE	98424
DOT 32BA02 Eastern Region P.E. Stora	0	0	0	0	0	15	15	14	15	13	0	0	4,210	Spokane	99207
DOT 32BA08 Eastern Region HQ. Materi	0	0	0	0	0	128	0	0	0	137	0	0	7,967	Spokane	99207
DOT 32BA11 Eastern Region Veh. Shop	0	115	111	98	96	85	79	89	103	97	0	0	26,525	Spokane	99207

Building Site Energy Use Intensity (EUI)

Building Name (Owned and Leased)	Site Energy Use Intensity (EUI in kBtu/ft ²)											Energy Star Score (2019)	Total Floor Space (Sq. Ft.)	City	Zip Code
	2009	2010	2011	2012	2013	2014	2015	2016	2017	2018	2019				
DOT 32BA12 Eastern Region HQ Pits & Quarry Office	0	0	0	0	0	76	74	74	107	89	0	0	781	Spokane	99207
DOT 32BA17 Eastern Region Real Estat	72	63	59	66	61	61	57	60	59	52	0	0	4,897	Spokane	99207
DOT 32BB02 Eastern Region HQ. Signal	26	7	0	0	0	0	0	0	0	0	0	0	7,440	unknown	99207
DOT 37DD01 Area 1 Shuksan	83	47	0	0	0	0	0	0	0	0	0	0	10,974	Glacier	98244
DOT 37GB01 Bellingham PEO	60	29	113	113	105	76	0	0	0	85	0	0	10,096	Bellingham	98226
DOT 39CB02 Area 2 Maintenance Shop	205	0	0	0	0	0	0	0	0	0	0	0	9,902	Yakima	98901
DSHS ABERDEEN DCFS									37	37	0	0	35,918	ABERDEEN	98520
DSHS ARLINGTON DCFS	51	45	46	46	49	50	59	41	37	37	0	0	31,394	ARLINGTON	98223
DSHS ARLINGTON SMOKEY POINT CSO	76	65	93	80	74	67	63	56	0	0	0	0	18,836	ARLINGTON	98223
DSHS Auburn CSO	56	53	55	54	58	54	48	49	56	49	40	82	8,741	Auburn	98002
DSHS BELLINGHAM CSO - LEASED	63	61	60	59	66	66	0	0	0	83	0	0	29,389	BELLINGHAM	98226
DSHS BREMERTON CSO (OWNER PAYS UTILITIES)	24	17	17	17	15	17	0	0	0	0	0	0	30,320	BREMERTON	98312
DSHS Centennial Place I	0	55	53	54	0	0	0	0	0	0	0	0	152,987	Tacoma	98405
DSHS Centennial Place II	0	48	47	50	0	0	0	0	0	0	0	0		Tacoma	98405
DSHS CENTRALIA DCFS	28	27	27	27	29	27	26	24	26	48	0	0	19,292	CENTRALIA	98531
DSHS CLARKSTON CSO	46	46	48	47	52	50	44	42	49	50	0	0	14,800	CLARKSTON	99403
DSHS Colville CSO	84	75	78	88	88	95	86	77	92	86	0	0	17,836	Colville	99114
DSHS EAST WENATCHEE DCS	9	45	0	0	0	0	0	0	0	0	0	0	12,870	EAST WENATCHEE	98802
DSHS ELLENSBURG CSO	65	72	135	120	134	133	134	144	0	0	0	0	15,732	ELLENSBURG	98926
DSHS EVERETT CSO	0	0	47	51	50	50	47	50	53	54	0	0	111,908	EVERETT	98201
DSHS EVERETT DCS (LEASE CLOSED 2011)	79	73	0	0	0	0	0	0	0	0	0	0	47,662	EVERETT	98201
DSHS FEDERAL WAY CSO	79	71	91	65	64	55	56	46	51	49	54	82	22,590	FEDERAL WAY	98003
DSHS FORKS CSO	0	33	32	31	32	30	27	25	26	24	22	96	7,326		98331
DSHS KENNEWICK CSO - LEASED	66	70	69	71	76	73	23	56	65	66	0	0	23,067	KENNEWICK	99336
DSHS KENNEWICK HCS	37	29	15	27	27	22	19	20	20	22	0	0	26,150	KENNEWICK	99336
DSHS KENT CSO	57	50	57	51	56	57	0	0	0	0	0	0	62,443	KENT	98032
DSHS LACEY BLAKE EAST	65	54	58	53	47	49	52	58	57	56	68	56	54,788	LACEY	98503
DSHS LACEY BLAKE WEST	58	47	53	47	44	46	50	54	55	67	79	49	54,788	LACEY	98503
DSHS LACEY CHARLES E REED ADSA (LEASE CLOSED)	54	56	0	0	0	0	0	0	0	0	0	0	61,091	LACEY	98503
DSHS LONG BEACH CSO	48	55	51	45	45	48	47	50	44	45	0	0	10,280	LONG BEACH	98631
DSHS MONROE CSO	0	0	0	0	0	0	0	45	31	30	0	0	18,560	MONROE	98272
DSHS MOSES LAKE CSO - LEASED CLOSED	87	73	78	72	83	86	0	0	44	0	0	0	25,307	MOSES LAKE	98837
DSHS MOUNT VERNON CSO - LEASED	60	56	58	57	59	54	51	56	57	109	0	0	53,633	MOUNT VERNON	98273
DSHS Newport CSO									89	89	0	0	7,744	Lakewood	98498
DSHS Oakridge Community Facility JRA	47	50	87	87	92	87	92	102	119	105	0	0	7,744	Lakewood	98498
DSHS OLYMPIA CHERRY STREET HRSA (LEASE CLOSED 2011)	73	62	0	0	0	0	0	0	0	0	0	0	161,200	OLYMPIA	98501

Building Site Energy Use Intensity (EUI)

Building Name (Owned and Leased)	Site Energy Use Intensity (EUI in kBtu/ft ²)											Energy Star Score (2019)	Total Floor Space (Sq. Ft.)	City	Zip Code
	2009	2010	2011	2012	2013	2014	2015	2016	2017	2018	2019				
DSHS OLYMPIA DCS	92	87	70	68	69	67	67	65	63	66	58	71	70,000	OLYMPIA	98501
DSHS Olympia-Lacey DCS (LEASE CLOSED 2012)	46	44	44	36	16	0	0	0	0	0	0	0	27,000	Olympia	98516
DSHS Olympia-Lacey ESA/CATS	52	67	70	58	51	49	46	46	0	0	0	0	16,158	Olympia	98516
DSHS PORT ANGELES CSO	0	29	29	27	28	25	25	26	26	22	0	0	27,906	PORT ANGELES	98362
DSHS PORT ANGELES HCS									37	39	0	0	5,276	PORT ANGELES	98362
DSHS PORT TOWNSEND CSO	43	34	37	34	34	35	31	28	27	29	0	0	12,539	PORT TOWNSEND	98368
DSHS PUYALLUP VALLEY CSO	55	50	57	53	52	61	61	58	55	68	66	63	27,361	PUYALLUP	98371
DSHS RICHLAND DCFS - LEASED	21	36	29	35	36	35	29	31	33	0	0	0	25,138	RICHLAND	99352
DSHS SEATTLE CAPITOL HILL CSO	63	61	0	0	0	0	0	0	0	0	0	0	55,490	SEATTLE	98122
DSHS SEATTLE FIRST & KING CSD (OWNER PAYS UTILITIES)	25	47	0	0	0	0	0	0	0	0	0	0	81,557	SEATTLE	98104
DSHS SEATTLE RAINIER SOUTH CSO	0	56	0	0	0	0	0	0	0	0	0	0	40,738	SEATTLE	98118
DSHS SEATTLE SCC-King SCTF	0	75	37	34	39	43	40	38	35	40	37	80	14,960	Seattle	98134
DSHS SHELTON CSO	61	54	73	75	76	78	71	66	40	67	0	0	20,580	SHELTON	98584
DSHS SPOKANE NORTH CSO (LEASE CLOSED)	36	50	51	33	24	0	0	0	0	0	0	0	35,000	SPOKANE	99208
DSHS Spokane DCS (OWNER PAYS UTILITIES)									48	49	0	0	31,069	Spokane	99201
DSHS TACOMA CENTENNIAL 1	0	55	53	55	56	65	74	69	67	0	0	0	152,926	TACOMA	98405
DSHS TACOMA CENTENNIAL 2 (OWNER PAYS UTILITIES 2014)	0	48	47	50	45	0	0	0	0	0	0	0	86,549	TACOMA	98405
DSHS Tacoma DDD									40	0	0	0	1,970	Tacoma	98402
DSHS TACOMA PIERCE SOUTH CSO	79	71	71	75	107	67	70	67	68	0	0	0	30,000	TACOMA	98404
DSHS TOPPENISH DCFS - LEASED	64	59	63	59	57	78	120	116	126	0	0	0	10,164	TOPPENISH	98948
DSHS TUMWATER CSO (OWNER PAYS UTILITIES)	44	40	38	33	36	37	35	31	32	0	0	0	74,131	TUMWATER	98501
DSHS TUMWATER DDDS	78	76	69	64	64	64	60	58	61	73	68	56	49,984	TUMWATER	98501
DSHS Tumwater Main Warehouse	14	20	0	0	0	0	0	0	0	0	0	0	60,000	Tumwater	98501
DSHS VANCOUVER DCFS	77	0	0	39	40	40	39	36	38	0	0	0	34,688	VANCOUVER	98660
DSHS WALLA WALLA CSO	45	56	53	54	54	51	56	37	13	0	0	0	21,048	WALLA WALLA	99362
DSHS WALLA WALLA DCFS - LEASED	50	39	51	53	83	94	73	0	0	0	0	0	13,720	WALLA WALLA	99362
DSHS WAPATO CSO - LEASED	67	61	62	62	62	0	0	0	0	0	0	0	22,779	WAPATO	98951
DSHS WENATCHEE CSO - LEASED	42	34	48	38	39	39	32	0	0	106	0	0	28,383	WENATCHEE	98801
DSHS YAKIMA JRA (LEASE CLOSED MAY 2011)	84	75	0	0	0	0	0	0	0	0	0	0	14,280	YAKIMA	98902
DVA Operations Headquarters	51	56	53	45	48	46	41	43	42	44	41	79	24,024	Olympia	98501
ECY Bellingham Field Office	46	34	37	36	41	56	44	39	42	0	0	0	12,360	Bellingham	98229
ECY Central Regional Office	0	0	0	0	0	0	0	39	52	0	0	0	44,682	Yakima	98902
ECY Eastern Regional Office	62	63	57	48	50	50	47	55	46	48	0	0	45,000	Spokane	99205
ECY Lacey HQ	0	0	71	56	54	54	56	48	51	46	38	93	323,000	Olympia	98504
ECY Northwest Regional Office	50	48	49	46	47	45	46	49	52	52	0	0	60,423	Bellevue	98008
ECY Richland Nuclear Waste Office	0	0	0	0	0	0	43	42	49	44	0	0	21,958	Richland	99354

Building Site Energy Use Intensity (EUI)

Building Name (Owned and Leased)	Site Energy Use Intensity (EUI in kBtu/ft ²)										Energy Star Score (2019)	Total Floor Space (Sq. Ft.)	City	Zip Code	
	2009	2010	2011	2012	2013	2014	2015	2016	2017	2018					2019
EdmondsCC - Alderwood	0	0	42	38	36	37	34	31	30	0	0	0	22,050	Lynnwood	98036
Edmonds CC - Central Utility Plant (UTY)	0	0	5359	4942	4393	4475	4242	3883	0	2011	389	0	6,932	Lynnwood	98036
EdmondsCC - Brier	0	0	67	64	60	75	71	53	48	0	0	0	73,924	Lynnwood	98036
Edmonds CC - Cedar Building (CDR)	0	0	56	62	65	70	67	56	51	51	57	27	32,736	Lynnwood	98036
EdmondsCC - Center for Families (CFF)	0	0	83	89	108	102	106	79	82	0	0	0	15,542	Lynnwood	98036
EdmondsCC - Clearview Building (CLA)	0	0	50	60	72	41	44	53	59	0	0	0	14,000	Lynnwood	98036
EdmondsCC Main Conference Center			43	44	49				0	0	0	0	12,270	Lynnwood	98036
Edmonds CC - Gateway Hall (GWY)	0	0	0	20	32	53	54	42	48	44	45	0	32,239	Lynnwood	98036
Edmonds CC - Hort. Greenhouse (HGH)	0	0	513	317	330	384	318	310	318	359	342	0	4,452	Lynnwood	98036
Edmonds CC - Lynnwood Hall (LYN)	0	0	47	47	41	42	34	19	16	16	15	0	90,960	Lynnwood	98036
Edmonds CC - Maltby Building (MAB)	0	0	34	34	36	37	33	18	23	19	18	0	8,046	Lynnwood	98036
Edmonds CC - Meadowdale Hall (MDL)	0	0	44	46	41	40	37	34	36	30	25	0	36,100	Lynnwood	98036
Edmonds CC - Mill Creek Hall (MIC)	0	0	36	36	33	30	29	31	28	27	25	0	19,380	Lynnwood	98036
Edmonds CC - Monroe Hall (MON)	0	0	52	55	52	49	45	44	43	46	40	0	10,608	Lynnwood	98036
Edmonds CC - Mountlake Terrace Hall (MLT)	0	0	36	33	34	38	35	32	32	32	28	0	60,401	Lynnwood	98036
Edmonds CC - Mukilteo Hall (MUK)	0	0	44	37	38	44	43	33	29	32	25	0	67,279	Lynnwood	98036
Edmonds CC - Seaview Hall (SEA)	0	0	28	32	34	37	37	37	38	28	30	0	30,100	Lynnwood	98036
Edmonds CC - Snohomish Hall (SNH)	0	0	37	38	37	34	34	35	33	31	26	0	50,400	Lynnwood	98036
Edmonds CC - Snoqualmie Hall (SQL)	0	0	43	39	39	45	40	0	0	30	26	0	50,538	Lynnwood	98036
Edmonds CC - Woodway Hall (WWY)	0	0	63	60	44	45	50	46	52	59	64	0	25,782	Lynnwood	98036
ESD Aberdeen WorkSource(50%)	89	96	88	82	72				0	0	0	0	9,219	Aberdeen	98520
ESD Auburn WorkSource	53	55	0	0	0	0	0	0	0	0	0	0	21,060	Auburn	98002
ESD Distribution Cntr	0	0	13	13	20	24	24	23	30	27	27	54	22,073	Tumwater	98516
ESD HQ 640 Bldg.(97%)	82	84	75	76	70				0	0	0	0	82,149	Lacey	98503
ESD HQ 670 Bldg.(50%)			53	47	43				0	0	0	0	15,368	Lacey	98504
ESD Kelso WorkSource	72	55	56	58	78	0	0	0	0	0	0	0	13,176	Kelso	98508
ESD Lakewood WorkSource		73	78	73	60				0	0	0	0	13,036	Lakewood	98033
ESD Moses Lake WorkSource(33%)	82	60	71	69	74				0	0	0	0	7,015	Moses Lake	98807
ESD Raad (72.83%)				55	54				0	0	0	0	33,489	Olympia	98503
ESD Rainier Ave. WorkSource	0	0	68	63	62	59	56	60	58	56	51	73	13,500	Seattle	98201
ESD Republic - 505 Union(32%)	75	123	101	101					0	0	0	0	5,000	Olympia	98516
ESD Shelton WorkSource	56	55	61	78	63				0	0	0	0	7,962	Shelton	98584
ESD Spokane Claims Center	92	99	100	90	88				0	0	0	0	40,300	Spokane	99208
ESD Spokane WorkSource	72	62	61	59	59	54	83		0	0	0	0	21,767	Spokane	99352
ESD Stevenson WorkSource	122	82	74	65	74				0	0	0	0	1,240	Stevenson	98671
ESD Sunnyside WorkSource	81	85	82	78	74	62	68	68	0	0	0	0	15,000	Sunnyside	95502

Building Site Energy Use Intensity (EUI)

Building Name (Owned and Leased)	Site Energy Use Intensity (EUI in kBtu/ft ²)											Energy Star Score (2019)	Total Floor Space (Sq. Ft.)	City	Zip Code
	2009	2010	2011	2012	2013	2014	2015	2016	2017	2018	2019				
ESD Taxis - 1300 Quince(25.97%)	58	59	57	57	62				0	0	0	0	12,116	Olympia	98501
ESD Thurston Co. WorkSource	59	61	87	67	57	56	54	59	59	79	81	58	28,346	Olympia	98508
ESD Vancuover WS/DTO(Reimb owner)	70	66	60	54	60				0	0	0	0	23,174	Vancouver	95502
ESD Walla Walla WorkSource	67	70	64	66	69				0	0	0	0	7,250	Walla Walla	99362
ESD Wenatchee WorkSource (Reimb. owner)	101	78	87	81	87				0	0	0	0	10,800	Wenatchee	98902
ESD White Salmon(63%)	47	63	83	71	52				0	0	0	0	5,702	White Salmon	98672
ESD Yakima WorkSource	69	64	70	68	72				0	0	0	0	24,113	Yakima	98902
EvCC Aviation Hanger - C81	31	30	43						0	0	0	0	31,200	Everett	98204
EvCC Aviation Paint Shop - C82	47	42	42						0	0	0	0	2,300	Everett	98204
EvCC Aviation School - C80	109	104	65						0	0	0	0	10,000	Everett	98204
EvCC Main AMTEC	0	0	0	0	0	0	37	43	0	27	0	0	71,212	Everett	98201
EVCC Main Corporate and Continuing Ed Center	39	0	0	0	0	60	66	60	0	56	0	0	26,600	Everett	98203
EVCC Main Cosmetology School	24	24	24	23	64	69	61	81	0	28	0	0	9,040	Marysville	98270
EVCC Main Early Learning Center	0	55	44	29	54	56	55	56	61	71	0	0	14,000	Everett	98201
EVCC Main Graywolf Hall	32	20	37	17	19	27	24	23	0	145	0	0	77,000	Everett	98201
EVCC Main Nippon Business Institute	27	14	17	18	19	18	15	15	19	0	0	0	4,667	Everett	98201
EVCC Main Paine Field Aviation School - C80	74	104	65	58	113	142	107	103	0	0	0	0			
EVCC Main Parks Hall	0	0	0	0	36	29	30	29	0	0	0	0	79,385	Everett	98201
EVCC Main Shuksan Hall	0	0	0	1	26	18	18	17	0	240	0	0	38,988	Everett	98201
EVCC Main Walt Price Student Fitness Center	0	0	67	51	59	49	46	44	0	34	33	0	55,000	Everett	98201
EVCC Main Whitehorse Hall	56	50	56	0	0	0	0	0	0	0	0	0			
EWU - Aquatics	0	0	0	0	0	0	0	0	0	0	0	0	21,237	Cheney	99004
EWU - Archives	300	400	0	0	0	0	0	0	0	0	0	0	48,000	Cheney	99004
EWU - Art Building	70	59	0	0	0	0	0	0	0	0	0	0	35,493	Cheney	99004
EWU - Cadet Hall	8	0	0	0	0	0	0	0	0	0	0	0	10,187	Cheney	99004
EWU - Cheney Hall	101	0	0	0	0	0	0	0	0	0	0	0	31,018	Cheney	99004
EWU - Communications Center	77	0	0	0	0	0	0	0	0	0	0	0	19,289	Cheney	99004
EWU - Computing and Engineering Building	118	0	0	0	0	0	0	0	0	0	0	0	98,383	Cheney	99004
EWU - Dressler Hall	101	0	0	0	0	0	0	0	0	0	0	0	77,698	Cheney	99004
EWU - Dryden Hall	132	0	0	0	0	0	0	0	0	0	0	0	55,414	Cheney	99004
EWU - Eastern Children's Center	124	0	0	0	0	0	0	0	0	0	0	0	14,865	Cheney	99004
EWU - Hargreaves Hall	7	0	0	0	0	0	0	0	0	0	0	0	56,616	Cheney	99004
EWU - Huston Hall	49	0	0	0	0	0	0	0	0	0	0	0	27,425	Cheney	99004
EWU - Isle Hall	81	0	0	0	0	0	0	0	0	0	0	0	34,322	Cheney	99004
EWU - Jim Thorpe Fieldhouse	143	0	0	0	0	0	0	0	0	0	0	0	51,316	Cheney	99004
EWU - John F. Kennedy Library	61	0	0	0	0	0	0	0	0	0	0	0	165,159	Cheney	99004

Building Site Energy Use Intensity (EUI)

Building Name (Owned and Leased)	Site Energy Use Intensity (EUI in kBtu/ft ²)										Energy Star Score (2019)	Total Floor Space (Sq. Ft.)	City	Zip Code	
	2009	2010	2011	2012	2013	2014	2015	2016	2017	2018					2019
EWU - Kingston Hall	124	0	0	0	0	0	0	0	0	0	0	0	49,427	Cheney	99004
EWU - Lousie Anderson Hall	87	0	0	0	0	0	0	0	0	0	0	0	72,621	Cheney	99004
EWU - Martin Hall	73	0	0	0	0	0	0	0	0	0	0	0	57,792	Cheney	99004
EWU - Monroe Hall	35	0	0	0	0	0	0	0	0	0	0	0	49,194	Cheney	99004
EWU - Morrison Hall	27	0	0	0	0	0	0	0	0	0	0	0	107,311	Cheney	99004
EWU - Music Building	155	0	0	0	0	0	0	0	0	0	0	0	47,618	Cheney	99004
EWU - P.E. Activities	180	0	0	0	0	0	0	0	0	0	0	0	93,859	Cheney	99004
EWU - P.E. Classroom	79	0	0	0	0	0	0	0	0	0	0	0	31,848	Cheney	99004
EWU - Patterson Hall	106	0	0	0	0	0	0	0	0	0	0	0	102,566	Cheney	99004
EWU - Pavillion	96	0	0	0	0	0	0	0	0	0	0	0	119,658	Cheney	99004
EWU - Pearce Hall	164	0	0	0	0	0	0	0	0	0	0	0	93,977	Cheney	99004
EWU - Pence Union Building	204	0	0	0	0	0	0	0	0	0	0	0	141,025	Cheney	99004
EWU - Radio TV Building	134	0	0	0	0	0	0	0	0	0	0	0	15,983	Cheney	99004
EWU - Robert Reid Lab School	18	0	0	0	0	0	0	0	0	0	0	0	31,619	Cheney	99004
EWU - Rozell Heating Plant	0	0	0	0	0	0	0	0	0	0	0	0	56,561	Cheney	99004
EWU - Science Building	343	0	0	0	0	0	0	0	0	0	0	0	148,149	Cheney	99004
EWU - Showalter Hall	24	0	0	0	0	0	0	0	0	0	0	0	100,091	Cheney	99004
EWU - Streeter Hall	73	0	0	0	0	0	0	0	0	0	0	0	81,288	Cheney	99004
EWU - Sutton Hall	150	0	0	0	0	0	0	0	0	0	0	0	31,984	Cheney	99004
EWU - Tawanka Commons	148	0	0	0	0	0	0	0	0	0	0	0	73,735	Cheney	99004
EWU - Theatre	85	0	0	0	0	0	0	0	0	0	0	0	36,130	Cheney	99004
EWU - Townhouse Apartments	0	3	4	4	0	4	4	3	3	3	3	100	72,629	Cheney	99004
EWU - University Recreational Center	178	0	0	0	0	0	0	0	0	0	0	0	115,490	Cheney	99004
EWU - Visitor's Center	0	42	72	64	0	66	57	59	68	70	71	0	2,844	Cheney	99004
EWU - Washington State Patrol Crime Lab	360	0	0	0	0	0	0	0	0	0	0	0	32,000	Cheney	99004
EWU - Williamson Hall	91	0	0	0	0	0	0	0	0	0	0	0	31,599	Cheney	99004
GHC Aberdeen 1600 Building Bishop Center	0	117	114	106	123	106	94	103	128	121	95	0	12,825	Aberdeen	98520
GHC Aberdeen 1800 Building Heavy Equipment	39	40	0	65	65	61	48	48	55	47	41	0	9,484	Aberdeen	98520
GHC Aberdeen 1900 Building A & W Bldg	34	38	68	61	68	82	54	48	54	72	82	0	21,750	Aberdeen	98520
GHC Ilwaco	30	29	28	26	28	29	25	22	24	25	26	0	8,320	Aberdeen	98520
GHC Riverview	0	82	77	64	64	73	73	73	79	66	51	0	6,500	Raymond	98577
GHC Main Whiteside	83	78	79	76	84	78	53	38	0	0	0	0	5,396	Aberdeen	98520
HC Admin. BLDG 001	65	64	49	31	47	52	178	150	0	0	0	0	6,410	Des Moines	98198
HC Biology/Science BLDG 012	65	64	230	393	494	421	479	486	0	503	429	0	8,000	Des Moines	98198
HC Childcare Center BLDG 000	128	113	113	93	97	116	132	140	0	189	195	0	14,330	Des Moines	98198
HC Chiller BLDG 25A	0	0	0	975	1292	1555	1564	1781	0	255	240	0	885	Des Moines	98198

Building Site Energy Use Intensity (EUI)

Building Name (Owned and Leased)	Site Energy Use Intensity (EUI in kBtu/ft ²)										Energy Star Score (2019)	Total Floor Space (Sq. Ft.)	City	Zip Code	
	2009	2010	2011	2012	2013	2014	2015	2016	2017	2018					2019
HC Classroom A BLDG 010	65	64	52	46	41	44	78	67	0	32	27	0	11,526	Des Moines	98198
HC Classroom B BLDG 017	65	64	51	42	41	38	32	35	0	35	28	0	11,426	Des Moines	98198
HC Classroom BLDG 003	66	64	86	31	47	52	178	150	0	97	82	17	3,545	Des Moines	98198
HC Classroom C BLDG 021	65	64	49	31	47	51	170	150	0	182	154	0	9,420	Des Moines	98198
HC Classroom D BLDG 022	65	64	49	31	47	52	27	10	0	6	5	0	9,570	Des Moines	98198
HC Classroom E BLDG 019	65	64	47	29	28	26	22	24	0	22	19	0	15,096	Des Moines	98198
HC Classroom F BLDG 014	65	64	49	31	47	51	48	16	0	14	16	0	6,060	Des Moines	98198
HC Conference Center BLDG 002	66	64	49	31	47	51	178	150	0	97	82	0	2,697	Des Moines	98198
HC Faculty A BLDG 005	65	64	49	31	47	51	178	150	0	97	47	30	4,024	Des Moines	98198
HC Faculty B BLDG 011	67	65	50	31	48	52	181	153	0	97	47	59	4,024	Des Moines	98198
HC Faculty C BLDG 015	65	64	49	31	47	52	178	150	0	97	82	20	4,290	Des Moines	98198
HC Faculty D BLDG 018	65	64	49	31	47	52	170	150	0	97	82	20	4,290	Des Moines	98198
HC Higher Education Center BLDG 029	66	65	58	53	45	47	42	44	0	90	72	0	79,695	Des Moines	98198
HC Instruction Admin BLDG 009	65	64	48	28	30	29	27	34	0	32	29	88	9,900	Des Moines	98198
HC Instructional Computing Center BLDG 030	65	64	79	97	85	91	68	21	0	67	60	0	40,146	Des Moines	98198
HC Lecture Hall BLDG 007	67	66	51	32	49	53	184	155	0	97	82	0	4,200	Des Moines	98198
HC Library BLDG 025	66	64	50	40	37	32	27	28	0	34	23	0	72,329	Des Moines	98198
HC Lockerroom BLDG 027	65	92	47	31	30	20	24	23	0	23	23	0	12,075	Des Moines	98198
HC MaST Ctr BLDG A01	101	104	129	122	129	122	127	121	0	123	122	0	3,871	Des Moines	98198
HC Multipurpose A BLDG 023	65	64	53	49	43	40	39	51	0	93	62	0	21,339	Des Moines	98198
HC Multipurpose B BLDG 026	65	64	86	119	115	105	106	115	0	0	38	0	41,325	Des Moines	98198
HC Outreach Ctr BLDG F03	49	48	48	47	48	48	44	63	0	50	46	0	31,540	Kent	98032
HC Pavilion BLDG 028	63	61	45	30	28	19	23	21	0	60	83	0	23,640	Des Moines	98198
HC Performing Arts BLDG 004	66	64	43	17	19	34	21	27	0	33	36	0	13,000	Des Moines	98198
HC Physical Plant BLDG 024	4429	3985	4043	3311	3432	3232	2808	3713	0	2282	1919	1	8,019	Des Moines	98198
HC Science Lecture BLDG 013	65	64	196	325	410	354	396	367	0	508	437	0	3,960	Des Moines	98198
HC Student Services BLDG 006	0	0	0	0	0	0	0	70	0	64	48	59	22,795	Des Moines	98198
HC Student Union BLDG 008	80	78	91	85	103	93	62	79	0	91	71	0	45,050	Des Moines	98198
HC Technology Lab BLDG 016	181	172	278	372	436	373	433	420	0	327	282	0	22,879	Des Moines	98198
HCA Cherry Street	0	0	70	74	71	70	74	71	67	61	57	98	161,009	Olympia	98501
L&I - East Wenatchee Service Location	84	78	79	84	52	82	0	0	0	0	0	0	10,158	East Wenatchee	98802
L&I - Everett Service Location	0	0	0	41	13	54	62	0	0	0	0	0	22,848	Everett	98208
L&I - Moses Lake Service Location	109	106	102	0	0	0	0	0	0	0	0	0	9,274	Moses Lake	98837
L&I - Mt Vernon Service Location	48	45	48	42	43	41	35	0	0	0	0	0	14,256	Mt Vernon	98273
LNI - Plum St - Bldg 6	172	193	198	197	188	160	167		157	201	216	0	19,078	Olympia	98501
L&I - Pt Angeles Service Location	63	60	54	0	0	0	0	0	0	0	0	0	4,918	Pt Angeles	98362

Building Site Energy Use Intensity (EUI)

Building Name (Owned and Leased)	Site Energy Use Intensity (EUI in kBtu/ft ²)										Energy Star Score (2019)	Total Floor Space (Sq. Ft.)	City	Zip Code	
	2009	2010	2011	2012	2013	2014	2015	2016	2017	2018					2019
L&I - Pullman Service Location	69	63	59	0	0	0	0	0	0	0	0	0	1,395	Pullman	99163
L&I - Test Everett Service Location	72	68	76						0	0	0	0	22,848	Everett	98208
L&I - Town Center 3	46	45	44	52	54	52	48	0	0	0	0	0	51,220	Tumwater	98501
L&I - Tukwila Service Location	49	49	58	0	0	0	0	0	0	0	0	0	22,984	Tukwila	98168
LNI - Tumwater Central Office	83	58	60	54	53	55	54		53	65	59	78	412,400	Tumwater	98501
LNI - Warehouse	43	36	43	39	0	0	0	0	44	41	37	68	26,084	Olympia	98501
L&I - Yakima Service Location	63	75	101	47	0	0	66	0	0	0	0	0	18,135	Yakima	98902
LOT HQ	0	27	76	68	67	63	60	71	76	66	68	72	26,102	Olympia	98506
LOT Warehouse	0	18	21	19	27	10	0	0	0	0	0	0	13,745	Lacey	98516
LWTech Kirkland Allied Health Building	0	0	0	0	0	50	46	41	0	0	0	0	83,700	Kirkland	98034
LWTech Kirkland East Building	0	0	0	0	0	56	51	52	0	0	0	0	214,827	Kirkland	98034
LWTech Kirkland Tech Center	0	0	0	0	0	0	68	69	0	0	0	0	60,000	Kirkland	98034
LWTech Kirkland West Building	0	0	0	0	0	0	42	43	0	0	0	0	89,967	Kirkland	98034
LWTech Redmond Building	0	75	75	78	84	91	96	0	0	0	0	0	20,000	Redmond	98052
Military Dept Anacortes Boys ~ Girls Club (100S)			43	45					0	0	0	0	7,482	Anacortes	98221
Military Dept Anacortes ReadCntr (50/50)	78	33	34	36	66	67	55	77	0	0	0	0	7,483	Anacortes	98221
Military Dept Anacortes Storage Building (50/50)	0	0	9	7	9	10	7	16	0	0	0	0	5,065	Anacortes	98221
Military Dept Bellingham ReadCntr (100S)			64	56	43				0	0	0	0	16,783	Bellingham	98226
Military Dept Bellingham Storage Bldg 004 (100S)	13		14	13					0	0	0	0	5,065	Bellingham	98226
Military Dept Bellingham VehPaint~PrepShop (100S)			14	13	7				0	0	0	0	3,509	Bellingham	98226
Military Dept Boeing Field Bldg 201 (75/25)	0	0	0	33	37	38	33	30	0	0	0	0	20,400	Seattle	98108
Military Dept Boeing Field Bldg 202 (75/25)	0	0	0	66	53	52	53	45	0	0	0	0	9,751	Seattle	98108
Military Dept Boeing Field Bldg 203 (75/25)	0	0	0	65	51	46	36	35	0	0	0	0	1,000	Seattle	98108
Military Dept Boeing Field Bldg 204 (75/25)	0	0	0	32	35	36	32	28	0	0	0	0	6,000	Seattle	98108
Military Dept Boeing Field Bldg 205 (75/25)	0	0	0	37	48	43	41	31	0	0	0	0	4,000	Seattle	98108
Military Dept Bremerton ReadCntr (50/50)	0	0	42	40	37	42	0	0	0	0	0	0	32,216	Bremerton	98312
Military Dept Bremerton ReadCntr KitsapFD (100S)	0	0	64	42	40	44	0	0	0	0	0	0	7,301	Bremerton	98312
Military Dept Bremerton ReadCntr Stor.Bldg (50/50)	0	0	25	23	22	25	0	0	0	0	0	0	3,354	Bremerton	98312
Military Dept Bremerton ReadCntr WYA (100S)	0	0	32	43	0	45	0	0	0	0	0	0	11,702	Bremerton	98312
Military Dept Bremerton WYA (100S)	0	0	40	41	54	61	0	0	0	0	0	0	10,500	Bremerton	98312
Military Dept Bremerton WYA Classroom 1 (100S)	0	0	27	34	28	29	0	0	0	0	0	0	3,584	Bremerton	98312
Military Dept Bremerton WYA Classroom 2 (100S)	0	0	24	31	25	26	0	0	0	0	0	0	1,000	Bremerton	98312
Military Dept Bremerton WYA Dorms (100S)	0	0	120	121	134	128	0	0	0	0	0	0	18,050	Bremerton	98312
Military Dept Buckley ReadCntr (50/50)	0	0	37	37	34	69	0	0	0	0	0	0	27,092	Buckley	98321
Military Dept Camp Murray Beach Acc.Ctrl.B. (100S)	0	0	11	11	8	8	9	9	0	0	0	0	1,000	Camp Murray	98430
Military Dept Camp Murray Beach Kitchen~RV (100S)	0	0	634	637	590	712	726	680	0	0	0	0	1,000	Camp Murray	98430

Building Site Energy Use Intensity (EUI)

Building Name (Owned and Leased)	Site Energy Use Intensity (EUI in kBtu/ft ²)										Energy Star Score (2019)	Total Floor Space (Sq. Ft.)	City	Zip Code	
	2009	2010	2011	2012	2013	2014	2015	2016	2017	2018					2019
Military Dept Camp Murray Beach Restrooms (100S)	0	0	167	174	124	133	146	139	0	0	0	0	1,000	Camp Murray	98430
Military Dept Camp Murray Bldg 001 (100S)	0	0	15	14	14	15	13	13	0	0	0	0	5,000	Camp Murray	98430
Military Dept Camp Murray Bldg 002 (100F)	0	0	45	42	43	35	32	25	0	0	0	0	9,660	Camp Murray	98430
Military Dept Camp Murray Bldg 002 (50/50)	90	47	45	43	44	36	32	30	0	0	0	0	7,440	Camp Murray	98430
Military Dept Camp Murray Bldg 003 (50/50)	0	0	14	13	13	15	0	0	0	0	0	0	19,165	Camp Murray	98430
Military Dept Camp Murray Bldg 004A (100S)	33	15	10	7	9	7	5	4	0	0	0	0	1,000	Camp Murray	98430
Military Dept Camp Murray Bldg 004B (100S)	0	0	10	7	9	7	0	0	0	0	0	0	1,000	Camp Murray	98430
Military Dept Camp Murray Bldg 004C (50/50)	0	0	11	7	9	7	0	0	0	0	0	0	1,000	Camp Murray	98430
Military Dept Camp Murray Bldg 005 (100S)	26	18	25	24	24	23	18	26	0	0	0	0	31,496	Camp Murray	98430
Military Dept Camp Murray Bldg 005A (100F)	0	0	27	29	24	21	0	0	0	0	0	0	2,162	Camp Murray	98430
Military Dept Camp Murray Bldg 005A (100S)	0	0	27	29	45	21	0	0	0	0	0	0	1,114	Camp Murray	98430
Military Dept Camp Murray Bldg 005B (50/50)	0	0	12	19	12	12	0	0	0	0	0	0	3,276	Camp Murray	98430
Military Dept Camp Murray Bldg 005C (50/50)	0	0	23	17	34	98	91	83	0	0	0	0	5,959	Camp Murray	98430
Military Dept Camp Murray Bldg 005D (100F)	0	0	33	34	33	51	19	22	0	0	0	0	4,608	Camp Murray	98430
Military Dept Camp Murray Bldg 005E (50/50)	0	0	0	0	23	43	0	0	0	0	0	0	1,578	Camp Murray	98430
Military Dept Camp Murray Bldg 006 (100F)	124	89	107	87	85	80	69	74	0	0	0	0	6,720	Camp Murray	98430
Military Dept Camp Murray Bldg 006A (100F)	0	0	65	56	52	44	50	48	0	0	0	0	7,650	Camp Murray	98430
Military Dept Camp Murray Bldg 007 (100F)	0	0	18	9	12	10	4	10	0	0	0	0	6,278	Camp Murray	98430
Military Dept Camp Murray Bldg 007 (100S)	0	0	17	9	12	10	0	0	0	0	0	0	2,930	Camp Murray	98430
Military Dept Camp Murray Bldg 007 (50/50)		19	18	9	12	10	4	7	0	0	0	0	4,743	Camp Murray	98430
Military Dept Camp Murray Bldg 008 (50/50)	64	61	57	49	49	46	0	0	0	0	0	0	5,400	Camp Murray	98430
Military Dept Camp Murray Bldg 009 (100S)	0	0	65	51	54	68	0	0	0	0	0	0	1,152	Camp Murray	98430
Military Dept Camp Murray Bldg 010 (100F)	0	0	48	0	0	0	0	0	0	0	0	0	1,000	Camp Murray	98430
Military Dept Camp Murray Bldg 011 (100F)			48						0	0	0	0	1,000	Camp Murray	98430
Military Dept Camp Murray Bldg 012 (100F)	4	2	4	3	2	1	1	1	0	0	0	0	10,296	Camp Murray	98430
Military Dept Camp Murray Bldg 013 (100F)	1	1	1	1	1	1	1	0	0	0	0	0	10,150	Camp Murray	98430
Military Dept Camp Murray Bldg 015 (50/50)	51	46	50	46	45	50	45	43	0	0	0	0	10,816	Camp Murray	98430
Military Dept Camp Murray Bldg 017 (100F)	121	80	90	77	77	72	62	68	0	0	0	0	4,457	Camp Murray	98430
Military Dept Camp Murray Bldg 018 (100F)	0	0	88	75	75	69	66	63	0	0	0	0	3,720	Camp Murray	98430
Military Dept Camp Murray Bldg 019 (100F)	230	258	315	324	293	275	256	290	0	0	0	0	4,960	Camp Murray	98430
Military Dept Camp Murray Bldg 020 (100S)	122	111	111	111	116	116	100	105	0	0	0	0	26,843	Camp Murray	98430
Military Dept Camp Murray Bldg 020A (100S)	0	0	12	19	17	17	25	20	0	0	0	0	2,052	Camp Murray	98430
Military Dept Camp Murray Bldg 020B (100S)	50	42	44	42	43	43	0	0	0	0	0	0	15,744	Camp Murray	98430
Military Dept Camp Murray Bldg 021 (50/50)	0	0	26	33	34	35	27	29	0	0	0	0	1,680	Camp Murray	98430
Military Dept Camp Murray Bldg 023 (100S)	58	54	53	43	44	47	47	40	0	0	0	0	1,235	Camp Murray	98430
Military Dept Camp Murray Bldg 024 (100F)	30	24	34	31	34	32	23	27	0	0	0	0	2,174	Camp Murray	98430

Building Site Energy Use Intensity (EUI)

Building Name (Owned and Leased)	Site Energy Use Intensity (EUI in kBtu/ft ²)										Energy Star Score (2019)	Total Floor Space (Sq. Ft.)	City	Zip Code	
	2009	2010	2011	2012	2013	2014	2015	2016	2017	2018					2019
Military Dept Camp Murray Bldg 025 (100F)	71	76	85	101	112	95	0	0	0	0	0	0	1,152	Camp Murray	98430
Military Dept Camp Murray Bldg 026 (100F)	64	49	49	47	47	47	33	34	0	0	0	0	1,860	Camp Murray	98430
Military Dept Camp Murray Bldg 027 (100F)			16	15					0	0	0	0	2,400	Camp Murray	98430
Military Dept Camp Murray Bldg 028 (100F)			87	82	48				0	0	0	0	7,100	Camp Murray	98430
Military Dept Camp Murray Bldg 029 (100F)			122	131	56				0	0	0	0	7,100	Camp Murray	98430
Military Dept Camp Murray Bldg 030 (100F)			55	55	29				0	0	0	0	4,500	Camp Murray	98430
Military Dept Camp Murray Bldg 031 (100F)			68	75	32				0	0	0	0	33,600	Camp Murray	98430
Military Dept Camp Murray Bldg 032 (100F)	67	51	44	46	47	43	40	38	0	0	0	0	45,322	Camp Murray	98430
Military Dept Camp Murray Bldg 033 (100F)	0	0	35	32	32	28	0	0	0	0	0	0	1,000	Camp Murray	98430
Military Dept Camp Murray Bldg 033 (100S)	0	0	5	4	4	4	3	4	0	0	0	0	4,580	Camp Murray	98430
Military Dept Camp Murray Bldg 033 (50/50)	50	37	41	39	39	34	31	38	0	0	0	0	36,330	Camp Murray	98430
Military Dept Camp Murray Bldg 034 (100F)	0	0	46	44	46	49	32	32	0	0	0	0	2,445	Camp Murray	98430
Military Dept Camp Murray Bldg 034 (50/50)	52	45	46	44	46	49	33	32	0	0	0	0	46,355	Camp Murray	98430
Military Dept Camp Murray Bldg 035 (100F)				13					0	0	0	0	1,000	Camp Murray	98430
Military Dept Camp Murray Bldg 036 (100S)	0	0	64	65	62	52	0	0	0	0	0	0	6,172	Camp Murray	98430
Military Dept Camp Murray Bldg 036 (50/50)	54	26	24	21	20	17	0	0	0	0	0	0	2,905	Camp Murray	98430
Military Dept Camp Murray Bldg 037 (100F)	0	0	0	9	0	0	0	0	0	0	0	0	1,000	Camp Murray	98430
Military Dept Camp Murray Bldg 040 (100F)	145	102	130	108	164	130	116	135	0	0	0	0	1,200	Camp Murray	98430
Military Dept Camp Murray Bldg 041 (100F)	156	92	130	120	158	134	112	167	0	0	0	0	1,200	Camp Murray	98430
Military Dept Camp Murray Bldg 042 (100F)	24	14	8	7	43	49	27	22	0	0	0	0	1,300	Camp Murray	98430
Military Dept Camp Murray Bldg 044 (75/25)	0	0	41	42	47	53	48	54	0	0	0	0	2,725	Camp Murray	98430
Military Dept Camp Murray Bldg 045 (100F)	0	0	27	18	24	23	35	36	0	0	0	0	4,240	Camp Murray	98430
Military Dept Camp Murray Bldg 046 (100F)	105	36	44	39	34	41	27	30	0	0	0	0	2,560	Camp Murray	98430
Military Dept Camp Murray Bldg 047 (100F)	0	0	44	24	36	31	29	29	0	0	0	0	1,460	Camp Murray	98430
Military Dept Camp Murray Bldg 048 (100F)	0	0	245	171	85	130	40	37	0	0	0	0	1,460	Camp Murray	98430
Military Dept Camp Murray Bldg 049 (100F)	17	14	10	7	16	17	18	13	0	0	0	0	1,500	Camp Murray	98430
Military Dept Camp Murray Bldg 050 (50/50)	63	49	68	67	84	56	42	38	0	0	0	0	2,725	Camp Murray	98430
Military Dept Camp Murray Bldg 051 (50/50)	63	59	69	66	64	52	42	34	0	0	0	0	2,725	Camp Murray	98430
Military Dept Camp Murray Bldg 053 (100F)	0	0	103	85	141	129	0	0	0	0	0	0	2,708	Camp Murray	98430
Military Dept Camp Murray Bldg 054 (50/50)	61	46	50	40	40	38	37	35	0	0	0	0	5,526	Camp Murray	98430
Military Dept Camp Murray Bldg 061 (100F)	0	0	45	37	40	33	30	31	0	0	0	0	2,125	Camp Murray	98430
Military Dept Camp Murray Bldg 062 (100F)	0	0	66	57	58	51	36	44	0	0	0	0	2,125	Camp Murray	98430
Military Dept Camp Murray Bldg 063 (100F)	0	0	39	35	37	31	30	29	0	0	0	0	2,125	Camp Murray	98430
Military Dept Camp Murray Bldg 064 (100F)	0	0	51	45	47	45	32	35	0	0	0	0	2,125	Camp Murray	98430
Military Dept Camp Murray Bldg 065 (100F)	72	21	26	27	27	24	23	22	0	0	0	0	2,320	Camp Murray	98430
Military Dept Camp Murray Bldg 090 (50/50)	61	41	45	44	35	39	38	40	0	0	0	0	5,789	Camp Murray	98430

Building Site Energy Use Intensity (EUI)

Building Name (Owned and Leased)	Site Energy Use Intensity (EUI in kBtu/ft ²)										Energy Star Score (2019)	Total Floor Space (Sq. Ft.)	City	Zip Code	
	2009	2010	2011	2012	2013	2014	2015	2016	2017	2018					2019
Military Dept Camp Murray Bldg 091 (100F)	0	0	37	36	28	27	27	30	0	0	0	0	6,175	Camp Murray	98430
Military Dept Camp Murray Bldg 092 (100F)	0	0	40	39	32	30	0	0	0	0	0	0	6,735	Camp Murray	98430
Military Dept Camp Murray Bldg 099 (100F)	0	0	121	125	99	90	0	0	0	0	0	0	1,000	Camp Murray	98430
Military Dept Camp Murray Bldg 104 (100F)	56	56	68	42	35	29	23	22	0	0	0	0	9,612	Camp Murray	98430
Military Dept Camp Murray Bldg 104A (100F)	0	0	16	125	43	35	29	32	0	0	0	0	1,440	Camp Murray	98430
Military Dept Centralia MVSB (100S)	0	0	30	48	108	106	0	0	0	0	0	0	4,675	Centralia	98531
Military Dept Centralia ReadCntr (50/50)	0	0	33	31	31	26	0	0	0	0	0	0	29,878	Centralia	98531
Military Dept Centralia ReadCntrStorBldgNEW(50/50)	0	0	0	0	14	21	0	0	0	0	0	0	1,000	Centralia	98531
Military Dept Ephrata FMS #2 (100F)	0	0	68	63	77	74	0	0	0	0	0	0	3,230	Ephrata	98823
Military Dept Ephrata FMS #2 Dispatch Bldg (100F)	0	0	7	7	8	8	0	0	0	0	0	0	1,000	Ephrata	98222
Military Dept Ephrata FMS #2 FlammMat Stor (100F)	0	0	68	63	77	74	0	0	0	0	0	0	1,200	Ephrata	98823
Military Dept Ephrata FMS #2 Stor.Bldg (100F)	0	0	46	43	52	50	0	0	0	0	0	0	1,000	Ephrata	98822
Military Dept Ephrata ReadCntr (50/50)	0	0	34	39	46	48	0	0	0	0	0	0	16,681	Ephrata	98823
Military Dept Everett ReadCntr (100S)	35	30	26	0					0	0	0	0	39,697	Everett	98201
Military Dept Everett Storage Bldg (100S)			3	1					0	0	0	0	4,784	Everett	98201
Military Dept Grandview MCOFT (100F)	15	14	14	0	0	0	0	0	0	0	0	0	1,800	Grandview	98930
Military Dept Grandview ReadCntr (50/50)	0	0	46	41	45	42	0	0	0	0	0	0	24,475	Grandview	98930
Military Dept JBLM 3104 AASF#1 (100F)	0	0	3	6	21	18	0	0	0	0	0	0	6,400	Joint Base Lewis McChord	98433
Military Dept JBLM 3106 AASF#1 (100F)	0	0	54	52	57	57	53	38	0	0	0	0	83,700	Joint Base Lewis McChord	98433
Military Dept JBLM 3108 AASF#1 (100F)	0	0	4	6	11	5	0	0	0	0	0	0	3,840	Joint Base Lewis McChord	98433
Military Dept JBLM 3109 AASF#1 (100F)	0	0	2	2	2	2	0	0	0	0	0	0	1,000	Joint Base Lewis McChord	98433
Military Dept JBLM 3113 AASF#1 (100F)	0	0	0	0	21	26	0	0	0	0	0	0	9,360	Joint Base Lewis McChord	98433
Military Dept JBLM 6224 Aviation ReadCtr (75/25)	0	0	0	34	35	32	0	35	0	0	0	0	107,999	Joint Base Lewis McChord	98433
Military Dept JBLM 9608/UTES (100F)	0	0	73	79	71	61	0	0	0	0	0	0	20,741	Joint Base Lewis McChord	98433
Military Dept JBLM 9609/UTES (100F)	0	0	16	16	16	16	0	0	0	0	0	0	1,000	Joint Base Lewis McChord	98433
Military Dept Kent Bldg 500 (75/25)	0	0	46	0	0	0	0	0	0	0	0	0	12,413	Kent	98032
Military Dept Kent Bldg 501 (75/25)	0	0	50	37	33	12	0	0	0	0	0	0	9,608	Kent	98032
Military Dept Kent Bldg 505 (75/25)	0	0	16	15	18	14	0	0	0	0	0	0	1,200	Kent	98032
Military Dept Kent Bldg 506 (75/25)	0	0	69	44	33	24	0	0	0	0	0	0	2,110	Kent	98032
Military Dept Kent Bldg 506A (100F)	0	0	66	42	31	23	0	0	0	0	0	0	2,400	Kent	98032
Military Dept Kent Bldg 507 (75/25)	0	0	6	7	11	9	0	0	0	0	0	0	1,000	Kent	98032
Military Dept Kent ReadCntr (75/25)	0	0	31	31	28	23	0	0	0	0	0	0	57,696	Kent	98032
Military Dept Lacey Recruiting Station (100F)	0	0	107	88	0	79	0	0	0	0	0	0	2,800	Lacey	98516
Military Dept Lakewood Recruiting Station (100F)	0	0	69	63	0	67	0	0	0	0	0	0	2,000	Lakewood	98499
Military Dept Longview MVSB (50/50)	0	0	2	2	1	1	0	0	0	0	0	0	8,289	Longview	98632
Military Dept Longview ReadCntr (50/50)	0	0	51	32	28	28	0	0	0	0	0	0	13,125	Longview	98632

Building Site Energy Use Intensity (EUI)

Building Name (Owned and Leased)	Site Energy Use Intensity (EUI in kBtu/ft ²)										Energy Star Score (2019)	Total Floor Space (Sq. Ft.)	City	Zip Code	
	2009	2010	2011	2012	2013	2014	2015	2016	2017	2018					2019
Military Dept Montesano FMS#4 (100F)	0	0	68	95	0	70	0	0	0	0	0	0	7,798	Montesano	98563
Military Dept Montesano FMS#4 HazMat Strg (100F)	0	0	12	13	14	14	0	0	0	0	0	0	1,000	Montesano	98563
Military Dept Montesano ReadCntr (50/50)	0	0	19	20	17	14	0	0	0	0	0	0	23,000	Montesano	98563
Military Dept Moses Lake ReadCntr (50/50)	0	0	26	27	33	32	0	0	0	0	0	0	25,911	Moses Lake	98837
Military Dept Moses Lake Storage Bldg (50/50)	0	0	25	22	0	19	0	0	0	0	0	0	2,400	Moses Lake	98837
Military Dept Olympia MVSb (50/50)	0	0	1	2	1	1	0	0	0	0	0	0	6,856	Olympia	98501
Military Dept Olympia ReadCntr (50/50)	0	0	26	25	24	23	0	0	0	0	0	0	42,001	Olympia	98501
Military Dept Pasco MVSb (50/50)	0	0	0	1	0	0	0	0	0	0	0	0	9,584	Pasco	99301
Military Dept Pasco ReadCntr (100S)	0	0	21	16	18	17	0	0	0	0	0	0	1,000	Pasco	99301
Military Dept Pasco ReadCntr (50/50)	0	0	72	54	60	57	0	0	0	0	0	0	14,658	Pasco	99301
Military Dept Port Orchard MVSb (50/50)	0	0	0	4	0	7	0	0	0	0	0	0	2,795	Port Orchard	98366
Military Dept Port Orchard ReadCntr (50/50)	0	0	47	46	41	36	0	0	0	0	0	0	22,900	Port Orchard	98366
Military Dept Puyallup MVSb (50/50)	0	0	19	12	0	16	0	0	0	0	0	0	8,500	Puyallup	98372
Military Dept Puyallup ReadCntr (50/50)	0	0	60	56	57	54	0	0	0	0	0	0	7,600	Puyallup	98372
Military Dept Puyallup RecrStat.Sunrise Vil (100F)	0	0	0	122	0	95	0	0	0	0	0	0	1,483	Puyallup	98374
Military Dept Puyallup Storage Bldg (50/50)	0	0	9	11	9	8	0	0	0	0	0	0	1,200	Puyallup	98372
Military Dept Redmond NCOA 500 (75/25)	0	0	9	11	9	8	0	0	0	0	0	0	12,413	Redmond	98052
Military Dept Redmond NCOA 501 (75/25)	0	0	57	47	0	29	0	0	0	0	0	0	9,149	Redmond	98052
Military Dept Redmond NCOA 506 (75/25)	0	0	72	62	0	0	0	0	0	0	0	0	2,160	Redmond	98052
Military Dept Redmond NCOA 506 (75/25)	0	0	43	40	0	87	0	0	0	0	0	0	2,160	Redmond	98052
Military Dept Redmond NCOA 507 (75/25)	0	0	5	5	6	5	0	0	0	0	0	0	1,000	Redmond	98052
Military Dept Seattle FMS#1 (100F)	0	0	124	155	141	96	0	119	0	0	0	0	6,600	Seattle	98119
Military Dept Seattle FMS#1 BreakRoom (100F)	0	0	29	28	25	26	25	20	0	0	0	0	1,344	Seattle	98119
Military Dept Seattle FMS#1 Org Stor Bldg (100F)	0	0	19	19	17	18	17	16	0	0	0	0	1,000	Seattle	98119
Military Dept Seattle ReadCntr (50/50)	0	0	53	46	42	43	37	42	0	0	0	0	77,810	Seattle	98119
Military Dept Seattle Recruiting Station (100F)	0	0	74	68	0	79	0	0	0	0	0	0	2,993	Seattle	98134
Military Dept Sedro Woolley FMS#3 (100F)	0	0	69	75	0	51	0	0	0	0	0	0	7,527	Sedro Woolley	98284
Military Dept Sedro Woolley HazMat Sto Bldg (100F)	0	0	28	28	0	24	0	0	0	0	0	0	1,200	Sedro Woolley	98284
Military Dept Snohomish ReadCntr (50/50)	0	0	70	68	64	42	0	0	0	0	0	0	14,098	Snohomish	98290
Military Dept Snohomish Storage Bldg (100S)	0	0	188	115	0	47	0	0	0	0	0	0	1,278	Snohomish	98290
Military Dept Snohomish Storage Bldg (50/50)	0	0	0	0	66	46	0	0	0	0	0	0	1,926	Snohomish	98290
Military Dept Spokane Fort G.Wright 800 (100S)	0	0	2	1	1	0	0	0	0	0	0	0	5,700	Spokane	98224
Military Dept Spokane Fort G.Wright 801 (100S)	0	0	30	1	1	0	0	0	0	0	0	0	1,000	Spokane	98224
Military Dept Spokane Fort G.Wright 802 (100S)	0	0	27	1	1	0	0	0	0	0	0	0	8,550	Spokane	98224
Military Dept Spokane Fort G.Wright 804 (100S)	0	0	2	1	1	0	0	0	0	0	0	0	8,550	Spokane	98224
Military Dept Spokane Fort G.Wright 809FMS#5(100S)	0	0	27	1	1	0	0	0	0	0	0	0	5,678	Spokane	98224

Building Site Energy Use Intensity (EUI)

Building Name (Owned and Leased)	Site Energy Use Intensity (EUI in kBtu/ft ²)										Energy Star Score (2019)	Total Floor Space (Sq. Ft.)	City	Zip Code	
	2009	2010	2011	2012	2013	2014	2015	2016	2017	2018					2019
Military Dept Spokane Fort G.Wright 810 (100S)	0	0	1	1	1	0	0	0	0	0	0	0	2,400	Spokane	98224
Military Dept Spokane G.Field Bldg 0200 (50/50)	0	0	0	19	0	16	0	0	0	0	0	0	24,454	Spokane	99224
Military Dept Spokane G.Field Bldg 0300 (100F)	0	0	0	53	66	83	0	0	0	0	0	0	7,350	Spokane	99224
Military Dept Spokane G.Field Bldg 0301 (100F)	0	0	0	19	16	16	0	0	0	0	0	0	8,000	Spokane	99224
Military Dept Spokane G.Field Bldg 0304 (100S)	0	0	0	23	19	19	0	0	0	0	0	0	1,280	Spokane	99224
Military Dept Spokane G.Field Bldg 0400 (50/50)	0	0	0	15	12	13	0	0	0	0	0	0	1,000	Spokane	99219
Military Dept Spokane G.Field Bldg 0401 (50/50)	0	0	0	19	0	16	0	0	0	0	0	0	7,800	Spokane	99224
Military Dept Spokane G.Field Bldg 0402 (50/50)	0	0	0	20	0	17	0	0	0	0	0	0	16,554	Spokane	99224
Military Dept Spokane G.Field Bldg 0403 (50/50)	0	0	0	16	14	14	0	0	0	0	0	0	1,000	Spokane	99219
Military Dept Spokane G.Field Bldg 2514 (50/50)	0	0	0	347	0	360	0	0	0	0	0	0	9,650	Spokane	99224
Military Dept Spokane ReadCtr (50/50)	0	0	71	71	0	63	0	0	0	0	0	0	60,339	Spokane	99217
Military Dept Spokane ReadCtr MaintTrngBay (50/50)	0	0	70	69	0	60	0	0	0	0	0	0	2,448	Spokane	99217
Military Dept Spokane ReadCtr Storage Bldg (50/50)	0	0	30	33	0	32	0	0	0	0	0	0	5,600	Spokane	99217
Military Dept Spokane RecruitStation (100F)	0	0	103	99	118	105	0	0	0	0	0	0	3,059	Spokane	99202
Military Dept Spokane RecruitStation Valley (100F)	0	59	50	32	31	0	0	0	0	0	0	0	1,000	Spokane Valley	99216
Military Dept Walla Walla ReadCntr (50/50)	0	0	16	11	12	20	0	0	0	0	0	0	52,500	Walla Walla	99362
Military Dept Walla Walla Storage Bldg (50/50)	0	0	2	0	1	2	0	0	0	0	0	0	5,875	Walla Walla	99362
Military Dept Wenatchee ReadCntr (50/50)	0	0	52	49	54	52	0	0	0	0	0	0	12,583	Wenatchee	98801
Military Dept Wenatchee Storage Bldg (50/50)	0	0	5	6	8	9	0	0	0	0	0	0			
Military Dept Wenatchee USARC Storage Bldg (50/50)	0	0	30	28	0	30	0	0	0	0	0	0	1,325	Wenatchee	98801
Military Dept Wenatchee USARC-Annex (50/50)	0	0	64	63	60	58	0	0	0	0	0	0	6,644	Wenatchee	98801
Military Dept Yakima ReadCntr Airport (50/50)	0	0	56	62	84	59	0	0	0	0	0	0	54,038	Yakima	98903
Military Dept Yakima ReadCntr Storage (50/50)	0	0	30	27	0	32	0	0	0	0	0	0	12,000	Yakima	98903
Military Dept Yakima YTC MATES-2205 (100F)	0	0	7	8	9	0	0	0	0	0	0	0	20,000	Yakima	98902
Military Dept Yakima YTC MATES-856 (100F)	0	0	113	78	76	81	0	0	0	0	0	0	4,800	Yakima	98901
Military Dept Yakima YTC MATES-960 (100F)	0	0	67	62	69	68	0	0	0	0	0	0	70,171	Yakima	98901
Military Dept Yakima YTC MATES-963 (100F)	0	0	5	5	5	5	0	0	0	0	0	0	1,000	Yakima	98901
Military Dept Yakima YTC-271 (75/25) LEASE CLOSED	0	0	31	31	25	26	0	0	0	0	0	0	6,301	Yakima	98901
Military Dept Yakima YTC-870 (75/25)	0	0	26	28	33	40	0	0	0	0	0	0	25,821	Yakima	98901
Military Dept Yakima YTC-871 (75/25)	0	0	1	1	1	1	0	0	0	0	0	0	5,085	Yakima	98901
Military Dept Yakima YTC-872 (100F)	0	0	79	70	73	74	0	0	0	0	0	0	6,210	Yakima	98901
Military Dept Yakima YTC-947 (100F)	0	0	34	36	30	70	0	0	0	0	0	0	1,000	Yakima	98901
Military Dept Yakima YTC-948 (100F)	0	0	46	37	46	45	0	0	0	0	0	0	1,000	Yakima	98901
Military Dept Yakima YTC-949 (100F)	0	0	82	66	82	94	0	0	0	0	0	0	1,792	Yakima	98901
Military Dept Yakima YTC-951 (100F)	0	0	55	52	54	36	0	0	0	0	0	0	36,900	Yakima	98901
Military Dept Yakima YTC-951A (100F)	0	0	45	32	17	12	0	0	0	0	0	0	1,200	Yakima	98901

Building Site Energy Use Intensity (EUI)

Building Name (Owned and Leased)	Site Energy Use Intensity (EUI in kBtu/ft ²)											Energy Star Score (2019)	Total Floor Space (Sq. Ft.)	City	Zip Code	
	2009	2010	2011	2012	2013	2014	2015	2016	2017	2018	2019					
Military Dept Yakima YTC-FL953 (100F)	0	0	36	26	13	9	0	0	0	0	0	0	0	1,000	Yakima	98901
NSCC MAIN ARTS AND SCIENCES	0	0	0	46	45	0	0	0	0	0	0	0	0	80,200	SEATTLE	98103
NSCC MAIN COLLEGE CENTER	0	0	65	64	57	0	0	0	0	0	0	0	0	154,604	SEATTLE	98103
NSCC MAIN INSTRUCTIONAL BUILDING	0	0	0	59	61	0	0	0	0	0	0	0	0	134,070	SEATTLE	98103
OAH	0	0	74	41	46	40	32	30	31	31	27	97	17,836	Olympia	98504	
OC Bremerton - Art A (ATA)	0	0	34	59	0	0	0	0	0	0	0	0	0	13,941	Bremerton	98337
OC Bremerton - Art B (ATB)	0	0	28	27	0	0	0	0	0	0	0	0	0	6,568	Bremerton	98337
OC Bremerton - Bremer Automotive Tech (BAT)	0	0	75	70	0	0	0	0	0	0	0	0	0	9,783	Bremerton	98337
OC Bremerton - Bremer Student Center (BSC)	0	61	93	101	0	0	0	0	0	0	0	0	0	49,819	Bremerton	98337
OC Bremerton - Business & Technology (BUS & TEC)	0	0	0	84	0	0	0	0	0	0	0	0	0	26,830	Bremerton	98337
OC Bremerton - Engineering (ENG)	0	0	91	115	0	0	0	0	0	0	0	0	0	8,557	Bremerton	98337
OC Bremerton - Facilities Services Building (FSB)	0	112	0	0	0	0	0	0	0	0	0	0	0	15,434	Bremerton	98337
OC Bremerton - Hazelwood Library (HL)	0	0	99	90	0	0	0	0	0	0	0	0	0	35,953	Bremerton	98337
OC Bremerton - Health Occupations Center (HOC)	0	0	0	76	0	125	213	0	0	0	0	0	0	11,628	Bremerton	98337
OC Bremerton - Heat Plant (MEC)	0	0	0	63	0	0	0	0	0	0	0	0	0	1,888	Bremerton	98337
OC Bremerton - Humanities & Student Services (HSS)	0	0	0	103	0	0	0	0	0	0	0	0	0	80,926	Bremerton	98337
OC Bremerton - Music (MUS)	0	0	0	27	0	0	0	0	0	0	0	0	0	10,450	Bremerton	98337
OC Bremerton - Physical Education Department (PED)	0	16	26	44	0	0	0	0	0	0	0	0	0	16,734	Bremerton	98337
OC Bremerton - Science & Technology (ST)	0	37	55	55	0	0	0	0	0	0	0	0	0	61,194	Bremerton	98337
OC Bremerton - Shop (SHP)	0	0	0	136	0	0	0	0	0	0	0	0	0	15,625	Bremerton	98337
OC Bremerton - Sophia Bremer Childcare Development Center (SBC)	0	0	48	44	0	0	0	0	0	0	0	0	0	16,523	Bremerton	98337
OC Bremerton - Theater (THR)	0	0	24	45	0	0	0	0	0	0	0	0	0	6,247	Bremerton	98337
OC Poulsbo - Olympic College Poulsbo (OCP)	0	57	0	0	0	0	0	0	0	0	0	0	0	35,594	Poulsbo	98370
OC Shelton - Palmer Student Center (PSC)	0	0	38	47	0	0	0	0	0	0	0	0	0	8,299	Shelton	98584
OC Shelton - The Johnson Library (TJL)	0	39	130	227	0	0	0	0	0	0	0	0	0	7,530	Shelton	98584
Pacific Tower	0	0	44	39	39	42	52	69	71	69	60	68	302,317	Seattle	98144	
Parks Headquarters	42	45	48	0	0	0	0	0	0	0	0	0	0	46,857	Tumwater	98501
PCC MAIN ADMINISTRATION	36	38	40	40	45	45	45	45	0	0	0	0	10,846	PORT ANGELES	98362	
PCC MAIN AUTO/DIESEL MECHANICS	1	1	2	2	1	2	1	1	1	0	0	0	18,002	PORT ANGELES	98362	
PCC MAIN CONFERENCE CENTER	41	39	43	44	56	61	62	63	81	0	0	0	5,728	PORT ANGELES	98362	
PCC MAIN DEPT OF CORRECTIONS	73	79	77	39	32	29	0	0	0	0	0	0	2,490	PORT ANGELES	98362	
PCC MAIN HOUSE OF LEARNING	91	81	78	78	81	71	61	62	81	0	0	0	2,988	PORT ANGELES	98362	
PCC MAIN LIBRARY RESOURCE CENTER	45	45	45	47	46	47	47	46	45	0	0	0	26,680	PORT ANGELES	98365	
PCC MAIN SCIENCE & TECHNOLOGY	52	53	87	133	114	118	119	124	0	0	0	0	56,000	PORT ANGELES	98362	
PCC MAIN THEATRE/STUDENT UNION	69	65	71	76	81	73	76	72	78	0	0	0	24,011	PORT ANGELES	98362	
RTC Courthouse Annex	0	0	126	112	116	62	58	122	143	119	94	0	9,880	Renton	98056	

Building Site Energy Use Intensity (EUI)

Building Name (Owned and Leased)	Site Energy Use Intensity (EUI in kBtu/ft ²)										Energy Star Score (2019)	Total Floor Space (Sq. Ft.)	City	Zip Code	
	2009	2010	2011	2012	2013	2014	2015	2016	2017	2018					2019
RTC Main Facilities/ECE	0	48	0	0	0	0	0	0	0	0	0	0	11,088	Renton	98056
RTC Main Family Life/Child Care	0	0	0	0	0	0	0	0	0	0	0	0	8,880	Renton	98056
SAC OLYMPIA BUILDING 917	0	0	84	48	49	44	42	39	37	35	31	90	15,300	OLYMPIA	98502
SBCTC Center for Information Services	109	0	0	0	0	0	0	0	0	0	0	0	44,000	Bellevue	98004
SBCTC Headquarters	61	0	0	0	0	0	0	0	0	58	58	53	27,641	Olympia	98504
SCCC DISTRICT OFFICE	0	0	49	39	38	40	38	37	0	0	0	0	47,668	Seattle	98122
SCCC ERICKSON THEATER	0	0	21	28	30	21	22	21	0	0	0	0	11,500	Seattle	98122
SCCC FINE ARTS BUILDING	0	0	57	62	65	48	43	47	63	57	50	0	64,820	SEATTLE	98122
SCCC MAIN BROADWAY/EDISON	86	91	96	90	74	72	77	78	82	79	66	0	472,384	SEATTLE	98122
SCCC MITCHELL ACTIVITY CENTER	0	0	30	33	41	35	43	38	58	0	0	0	96,344	Seattle	98122
SCCC SCIENCE AND MATH	53	61	149	146	153	158	146	145	141	135	135	0	84,300	SEATTLE	98122
SCCC SEATTLE VOCATIONAL INST.	0	0	87	84	73	71	62	66	68	60	46	0	114,000	SEATTLE	98144
SCCC SOUTH ANNEX	0	0	36	22	21	30	29	40	46	16	10	0	14,800	SEATTLE	98122
SOS Elections Office	0	45	42	0	0	0	0	0	0	0	0	0	10,666	Olympia	98501
SOS Washington State Library	68	65	57	0	0	0	0	0	0	0	0	0	49,904	Tumwater	98501
SPSCC Hawks Prairie	0	68	88	84	87	82	0	0	0	0	0	0	21,211	Lacey	98516
SVC CFLC (1919 N. LaVenture)	66	59	70	71	67	63	64	75	80	62	0	0	4,792	Mt. Vernon	98273
SVC Connite House 2701 E. College Way	67	70	80	77	72	62	53	76	95	36	0	0	2,000	Mt. Vernon	98273
SVC Downtown Center	50	46	50	48	45	45	39	44	65	0	0	0	10,262	Mt. Vernon	98273
SVC ECEAP 1051 NE 21st Ct., Oak Harbor	57	55	47	41	41	35	32	29	34	31	0	0	8,000	Oak Harbor	98277
SVC Marine Maintenance Technology (951 NE 21st Ct.)	78	61	15	35	2	0	0	0	0	0	0	0	15,744	Oak Harbor	98277
SVC McIntyre Hall (2501 E College Way)	47	44	57	45	43	38	29	34	44	50	0	0	34,950	Mt. Vernon	98273
SVC MV Angst Hall	0	2	4	2	2	4	5	5	5	6	0	0	67,942	Mt. Vernon	98273
SVC MV East Campus Building (2727 E College Way)	14	30	32	37	45	35	29	23	14	41	0	0	10,250	Mount Vernon	98273
SVC Parker House (1800 N LaVenture)	84	78	86	0	0	0	0	0	0	0	0	0	1,626	Mount Vernon	98273
SVC San Juan Center	57	0	0	0	0	0	0	0	0	0	0	0	7,710	Friday Harbor	98250
SVC Skagit Valley Playfields	0	0	0	0	0	0	0	0	0	1	0	0	440,000	Mt. Vernon	98273
SVC Toddler Learning Center (950 SE Regatta Dr.)	34	34	40	39	35	33	29	32	37	34	0	0	3,207	Oak Harbor	98277
SVC WIC 1000 SE Regatta Dr. (Hayes Hall)	172	160	166	169	162	159	155	164	158	150	0	0	15,562	Oak Harbor	98277
SVC WIC 1201 E. Pioneer (Old Main & Sprague Hall)	30	29	27	25	25	24	24	23	25	23	0	0	33,372	Oak Harbor	98277
SVC WIC 1900 SE Pioneer (Oak Hall)	106	96	106	108	100	91	84	86	96	108	0	0	40,725	Oak Harbor	98277
TCC Bldg 11 Tahoma	28	22	27	22	23	0	0	0	0	0	0	0	40,810	Tacoma	98466
TCC Bldg 12 Classroom Administration	0	0	0	0	0	88	71	0	0	0	0	0	16,500	Tacoma	98466
TCC Bldg 14 Cascade	21	11	9	3	16	0	0	0	0	0	0	0	17,880	Tacoma	98466
TCC Bldg 15 Pamela Transue Ctr for Science & Engineering	129	174	162	143	136	130	0	0	0	0	0	0	73,000	Tacoma	98466
TCC Bldg 16 Info Tech Voc Center	0	0	0	0	0	77	69	0	0	0	0	0	56,516	Tacoma	98466

Building Site Energy Use Intensity (EUI)

Building Name (Owned and Leased)	Site Energy Use Intensity (EUI in kBtu/ft ²)										Energy Star Score (2019)	Total Floor Space (Sq. Ft.)	City	Zip Code	
	2009	2010	2011	2012	2013	2014	2015	2016	2017	2018					2019
TCC Bldg 17 Meeker	75	68	77	39	1	0	0	0	0	0	0	0	9,553	Tacoma	98466
TCC Bldg 18 Information Systems - Adjunct Faculty Center	0	0	0	0	0	47	80	0	0	0	0	0	16,231	Tacoma	98466
TCC Bldg 19 Mt Rainier	0	0	0	0	0	91	81	0	0	108	0	0	36,649	Tacoma	98466
TCC Bldg 2 Columbia	0	0	0	0	0	60	60	0	0	0	0	0	6,928	Tacoma	98466
TCC Bldg 20 Titan	0	0	0	0	0	60	63	0	0	0	0	0	25,140	Tacoma	98466
TCC Bldg 21 Maintenance	10	11	10	14	19	8	0	0	0	0	0	0	8,960	Tacoma	98466
TCC Bldg 22 Carpenter shop & Grounds	25	30	29	28	52	26	0	0	0	0	0	0	4,000	Tacoma	98466
TCC Bldg 3 Early Learning Center	74	105	115	106	115	103	108	0	0	0	0	0	13,000	Tacoma	98466
TCC Bldg 5 Glaudrone	124	135	151	149	156	128	137	0	0	0	0	0	11,610	Tacoma	98466
TCC Bldg 6 Vashon	0	0	0	0	0	60	60	0	0	0	0	0	6,640	Tacoma	98466
TCC Bldg 7 Pearl Wanamaker	30	64	64	66	66	68	0	0	0	0	0	0	67,176	Tacoma	98466
TCC Bldg 8 Tyee	62	65	70	57	60	109	101	0	0	0	0	0	9,553	Tacoma	98466
TCC Bldg 9 Mt Baker	0	0	0	0	0	60	60	0	0	0	0	0	5,179	Tacoma	98466
TCC EDA Bldg 00A	19	23	28	23	20	0	0	0	0	0	0	0	605	Tacoma	98466
TCC Gig Harbor Center Bldg 00D	99	89	85	99	75	58	0	0	0	0	0	0	13,000	Gig Harbor	98335
TESC Tacoma Campus	0	0	49	47	46	44	43	0	0	0	0	0	37,032	Tacoma	98405
UTC - 1400 Building	47	42	60	48	48	44	43	46	49	0	0	0	15,647	Olympia	98502
UTC - Hemstad Building (1300 Building)	0	47	0	50	49	48	46	46	44	0	0	0	37,107	Olympia	98502
UW Benjamin Hall IRB	182	213	309	218	234	229	212	214	222	214	163	0	119,570	Seattle	98105
UW Tacoma Longshoremen's Hall	62	74	70						0	0	0	0	10,020	Tacoma	98402
UWB Aspen Hall	0	0	40	47	44	41	42	37	43	0	0	0	9,018	Bothell	98011
UWB Central Plant	0	0	272	304	318	365	392	383	389	442	289	0	11,000	Bothell	98011
UWB Chase House	0	0	38	59	52	46	47	55	41	29	37	0	1,500	Bothell	98011
UWB Commons Hall (UW2)	0	0	63	72	57	53	59	67	65	76	61	0	60,500	Bothell	98011
UWB Cottonwood Hall	0	0	38	46	44	40	42	40	38	41	36	87	9,018	Bothell	98011
UWB Discovery Hall (UW3)	0	0	0	0	0	80	95	114	106	121	97	0	73,249	Bothell	98011
UWB Dogwood Hall	0	0	36	43	41	38	36	38	45	0	0	0	9,424	Bothell	98011
UWB Founders Hall (UW1)	0	0	49	55	47	44	45	45	50	48	56	0	117,500	Bothell	98011
UWB Hawthorne Hall	0	0	43	50	50	44	44	40	46	49	37	0	4,509	Bothell	98011
UWB Husky Hall	0	0	0	0	0	41	47	44	37	35	31	0	27,864	Bothell	98011
UWB LB2	0	0	62	81	66	69	0	0	0	0	0	0	40,500	Bothell	98011
UWB Library (LB1/LBA)	0	0	52	57	45	44	44	46	58	49	47	0	105,312	Bothell	98011
UWB Oak Hall	0	0	37	49	47	42	40	41	48	45	45	59	9,424	Bothell	98011
UWB Pine Hall	0	0	39	46	47	40	39	39	45	48	39	72	9,424	Bothell	98011
UWB Sarah Simonds Green Conservatory	0	0	0	0	0	203	217	233	221	192	131	0	2,140	Bothell	98011
UWB Spruce Hall	0	0	35	45	44	43	36	43	43	44	42	65	9,018	Bothell	98011

Building Site Energy Use Intensity (EUI)

Building Name (Owned and Leased)	Site Energy Use Intensity (EUI in kBtu/ft ²)											Energy Star Score (2019)	Total Floor Space (Sq. Ft.)	City	Zip Code
	2009	2010	2011	2012	2013	2014	2015	2016	2017	2018	2019				
UWB Truly House	0	0	96	106	83	78	71	74	82	73	74	0	2,000	Bothell	98011
UWB Willow Hall	0	0	35	43	50	42	35	40	40	44	46	57	9,018	Bothell	98011
UWT Cherry Parkes CP	0	0	0	0	0	0	53	0	0	0	0	0	72,460	Tacoma	98402
UWT Dougan DOU	0	0	0	0	0	0	86	0	0	0	0	0	34,013	Tacoma	98402
UWT Garretson Woodruff Pratt GWP	0	0	329	306	272	269	177	180	186	212	225	0	47,534	Tacoma	98402
UWT Russell T Joy	0	0	0	0	0	0	46	0	0	0	0	0	46,238	Tacoma	98402
UWT Science Bldg	0	0	99	108	116	117	113	125	87	65	66	0	57,361	Tacoma	98402
UWT William W Philip Hall WPH	0	0	0	0	0	0	148	0	0	0	0	0	20,360	Tacoma	98402
WCC Main Auxillary Services	0	0	0	0	64	50	48	52	59	0	0	0	15,000	Bellingham	98226
WCC Main Baker	51	46	49	47	48	47	50	49	49	0	0	0	14,603	Bellingham	98226
WCC Main Cascade	64	62	61	64	64	63	64	66	73	0	0	0	38,673	Bellingham	98226
WCC Main Foundation	57	31	34	34	24	24	24	25	27	0	0	0	19,000	Bellingham	98226
WCC Main Health Professions	0	0	0	0	0	34	26	27	28	0	0	0	28,502	Bellingham	98226
WCC Main Heiner	73	66	75	73	70	52	51	52	56	0	0	0	43,210	Bellingham	98226
WCC Main Kelly	52	48	55	51	52	56	44	44	50	0	0	0	23,774	Bellingham	98226
WCC Main Kulshan	135	122	131	129	136	127	111	96	129	0	0	0	43,335	Bellingham	98226
WCC Main Laidlaw	55	54	59	53	51	49	48	44	51	0	0	0	53,318	Bellingham	98226
WCC Main Pavillion	52	49	55	50	46	33	24	35	32	0	0	0	23,200	Bellingham	98226
WCC Main Roe	130	95	111	108	103	100	98	120	109	0	0	0	8,813	Bellingham	98226
WCC Main Syre	81	88	87	79	81	97	69	69	74	0	0	0	36,632	Bellingham	98226
WDFW B004 MILL CREEK OFFICE-REGION 4 HQ (B004-S1)	75	67	0	82	0	0	0	0	0	0	0	0	11,700	Mill Creek	98012
WDFW B007 OLYMPIA-600 CAPITOL OFFICE (B007-S1)	47	38	55	50	51	45	0	0	0	0	0	0	14,500	OLYMPIA	98501
WDFW B012 Lacey Construction Shop (B012-S1)	33	30	38	32	37	34	31	33	42	43	49	38	27,800	Lacey	98503
WDFW Point Whitney Shellfish Lab	6	2							0	0	0	0	18,244	Brinnon	98320
WDFW Region 5 Vancouver Office	65	53	61						0	0	0	0	25,782	Vancouver	98661
WDFW Region 6 Montesano Office	44	37	45						0	0	0	0	12,959	Montesano	98563
WDFW BL005 VANCOUVER REGIONAL OFFICE CLOSED (BL005-S1)	0	0	0	56	64	61	0	0	0	0	0	0			
WDFW Yakima Construction Shop	57	42							0	0	0	0	11,200	Yakima	98902
WSHS History Museum390	90	71	75	75	70	80	82		0	0	0	0	104,377	Tacoma	98402
WSHS Research Center390	58	44	41	47	52	52	57		0	0	0	0	60,000	Tacoma	98401
WSP D1 (Leased) ITD 3310 Capitol Blvd	0	32	0	0	0	0	0	0	0	0	0	0	5,064	Tumwater	98501
WSP D1 (Leased) ITD 3312 Capitol Blvd	0	390	0	0	0	0	0	0	0	0	0	0	8,100	Tumwater	98501
WSP D1 (Leased) ITD 411 Cleveland Plaza	22	0	0	0	0	0	0	0	0	0	0	0	21,600	Tumwater	98501
WSP D1 (Leased) Olympia Aviation	19	0	17	15	16	17	17	19	21	18	20	0	11,080	Tumwater	98504
WSP D2 (Leased) FLSB Crime Lab Seattle	238	0	0	0	0	0	0	0	0	0	0	0	58,325	Seattle	98134
WSP D3 Grandview Detachment Office/Storage/Weigh Station - CAMPUS		73							0	0	0	0	4,573	Grandview	98930

Building Site Energy Use Intensity (EUI)

Building Name (Owned and Leased)	Site Energy Use Intensity (EUI in kBtu/ft ²)											Energy Star Score (2019)	Total Floor Space (Sq. Ft.)	City	Zip Code
	2009	2010	2011	2012	2013	2014	2015	2016	2017	2018	2019				
WSP D3 Yakima District HQ Building	0	0	0	123	0	0	0	0	0	147	128	5	23,760	Union Gap	98903
WSP D4 Cheney Crime Lab	370	0	0	0	0	0	0	0	0	0	0	0	34,765	Cheney	99004
WSP D5 Vancouver Crime Lab	213	194	201	0	0	0	0	0	0	75	74	0	35,356	Vancouver	98660
WSP D6 Wenatchee District HQ	0	111	119	112	86	83	99	0	0	97	94	6	15,691	Wenatchee	98801
WSP D8 Bremerton District HQ	80	73	0	0	0	0	0	0	95	0	0	0	12,000	Bremerton	98312
WSP D8 State Patrol Academy Dining Hall	109	0	0	0	0	0	0	0	0	0	0	0	6,369	Shelton	98584
WSP D8 State Patrol Academy Dog Classroom Building	33	0	0	0	0	0	0	0	0	0	0	0	1,440	Shelton	98584
WSP D8 State Patrol Academy Fire Arms Training Building	71	45	0	0	0	0	0	0	0	0	0	0	520	Shelton	98584
WSP D8 State Patrol Academy Kitchen	120	0	0	0	0	0	0	0	0	0	0	0	5,722	Shelton	98584
WSP D8 State Patrol Academy Maintenance Equipment Building	0	1693	0	0	0	0	0	0	0	0	0	0	167	Shelton	98584
WSU Olympia WSUEEP	0	55	57	0	0	0	0	0	0	0	0	0	34,206	Olympia	98501
WSU Pullman 0031 President Residence	0	0	1	2	0	2	1	0	0	1	0	0	10,308	Pullman	99164
WSU Pullman 0042 Olympia Avenue Student Housing	0	0	14	13	0	19	25	21	11	9	8	100	78,562	Pullman	99164
WSU Pullman 0060 - WSU Incinerator	0	0	570	754	0	721	872	841	720	646	415	0	5,812	Pullman	99164
WSU Pullman 0063 - COMPTON UNION BUILDING	0	0	2	2	0	2	2	2	2	1	2	0	244,590	Pullman	99164
WSU Pullman 0066M - Markley Services Project Storage	0	0	39	35	0	62	77	77	104	102	99	0	4,500	Pullman	99164
WSU Pullman 0074 Dodgen Research	0	0	150	135	0	147	142	148	193	179	191	0	24,132	Pullman	99164
WSU Pullman 0103A Farm Services Shop	0	0	118	111	0	105	101	108	119	101	65	0	4,320	Pullman	99164
WSU Pullman 0118 Greenhouse	0	0	162	128	0	135	125	140	159	167	141	0	4,607	Pullman	99164
WSU Pullman 0120 Carver Farm	0	0	43	43	0	38	39	40	39	39	36	0	22,061	Pullman	99164
WSU Pullman 0120F Carver Farm Fish Vivaria Building	0	0	85	66	0	44	73	82	60	51	77	0	8,800	Pullman	99164
WSU Pullman 0120L Vet Teaching Barn	0	0	42	50	0	48	40	41	47	42	53	0	17,169	Pullman	99164
WSU Pullman 0121B Tukey Support	0	0	11	13	0	21	7	19	0	0	0	0	3,888	Pullman	99164
WSU Pullman 0121C - Tukey Hort Post Harvest Bldg	0	0	50	45	0	37	29	37	52	76	84	0	1,760	Pullman	99164
WSU Pullman 0122 Plant Growth Center	0	0	104	102	0	89	88	123	142	162	0	0	33,979	Pullman	99164
WSU Pullman 0124A/B Greenhouse	0	0	138	118	0	116	113	130	153	135	0	0	6,332	Pullman	99164
WSU Pullman 0141G Golf Course Turf Mntce	0	0	36	24	0	20	15	14	17	16	0	0	12,785	Pullman	99164
WSU Pullman 0166 Vet Maint Shop	0	0	81	70	0	59	46	41	56	56	0	0	4,076	Pullman	99164
WSU Pullman 0167 Small Animal Holding Facility	0	0	3	9	0	3	1	7	3	64	0	0	945	Pullman	99164
WSU Pullman 0180A Steffen Center Office and Shop	0	0	215	253	0	206	195	211	197	219	0	0	11,352	Pullman	99164
WSU Pullman 0180C Steffen CTR Biological Sciences G/H	0	0	158	151	0	156	129	121	146	124	0	0	3,611	Pullman	99164
WSU Pullman 0194C USDA Equip Storage	0	0	36	32	0	28	24	21	22	29	0	0	800	Pullman	99164
WSU Pullman 0197C Endo Disease Interhost Building	0	0	28	135	0	23	15	28	15	5	0	0	1,800	Pullman	99164
WSU Pullman 0197D Endo Disease Snails	0	0	37	23	0	41	36	32	40	40	0	0	2,100	Pullman	99164
WSU Pullman 0197H Endo Disease Ruminant Building	0	0	30	19	0	20	33	31	45	0	0	0	1,800	Pullman	99164
WSU Pullman 0197J Endo Disease Utility Bldg	0	0	63	71	0	82	77	80	75	4	0	0	3,064	Pullman	99164

Building Site Energy Use Intensity (EUI)

Building Name (Owned and Leased)	Site Energy Use Intensity (EUI in kBtu/ft ²)										Energy Star Score (2019)	Total Floor Space (Sq. Ft.)	City	Zip Code	
	2009	2010	2011	2012	2013	2014	2015	2016	2017	2018					2019
WSU Pullman 0197K Endo Disease Farm Lab Animan Building	0	0	88	107	0	121	85	49	67	1	0	0	1,792	Pullman	99164
WSU Pullman 0197L Endo Disease Horse Lab	0	0	139	125	0	109	120	161	174	2	0	0	3,200	Pullman	99164
WSU Pullman 0197M Endo Disease Puffet Lab	0	0	54	90	0	69	64	53	47	0	0	0	1,789	Pullman	99164
WSU Pullman 0199A Vet Quarantine Facility A	0	0	756	529	0	717	497	651	592	0	0	0	672	Pullman	99164
WSU Pullman 0199B Vet Quarantine Facility B	0	0	109	65	0	71	73	94	82	0	0	0	672	Pullman	99164
WSU Pullman 0199C Vet Quarantine Facility C	0	0	80	58	0	72	56	62	62	0	0	0	672	Pullman	99164
WSU Pullman 0199D Vet Quarantine Facility D	0	0	164	155	0	97	93	133	163	0	0	0	672	Pullman	99164
WSU Pullman 0199E Vet Quarantine Facility E	0	0	71	76	0	84	82	41	61	0	0	0	672	Pullman	99164
WSU Pullman 0199F Vet Quarantine Facility F	0	0	113	101	0	109	54	47	13	36	0	0	672	Pullman	99164
WSU Pullman 0199G Vet Isolation Barn	0	0	127	149	0	129	260	281	361	29	0	0	1,280	Pullman	99164
WSU Pullman 0200 Vet SM Ruminant Barn	0	0	14	14	0	11	11	12	14	1	0	0	3,240	Pullman	99164
WSU Pullman 0353 Creamery Annex	0	0	36	31	0	30	26	30	33	37	0	0	20,417	Pullman	99164
WSU Pullman 0356 Maintenance Materials Storage Building	0	0	99	97	0	98	119	113	113	109	0	0	4,455	Pullman	99164
WSU Pullman 0358E Anthropology Storage	0	0	46	47	0	39	35	38	46	36	0	0	5,263	Pullman	99164
WSU Pullman 0358H Glass & Transformer Storage	0	0	64	61	0	61	59	81	90	83	0	0	6,111	Pullman	99164
WSU Pullman 0358J Storeroom Storage	0	0	17	0	0	0	0	0	0	0	0	0	13,939	Pullman	99164
WSU Pullman 0362 Feed Plant	0	0	117	103	0	127	116	87	93	134	0	0	6,382	Pullman	99164
WSU Pullman 0365 Tennis Clubhouse	0	0	56	52	0	71	71	76	69	99	0	0	2,049	Pullman	99164
WSU Pullman 0365H Golf Course Clubhouse	0	0	307	0	0	0	0	0	0	0	0	0	8,311	Pullman	99164
WSU Pullman 0807A - ANIMAL DISEASE BIOTECHNOLOGY FAC	0	0	4	3	0	3	3	4	4	4	0	0	97,986	PULLMAN	99164
WSU Pullman 0812A Martin Stadium South	0	0	1	2	0	29	20	16	21	15	0	0	9,481	Pullman	99164
WSU Pullman 0812C Martin Stadium North	0	0	2	2	0	2	2	2	2	3	0	0	53,174	Pullman	99164
WSU Pullman 0816 Food Science Human Nutrition	0	0	36	33	0	28	32	37	37	39	0	0	117,362	Pullman	99164
WSU Pullman 0818 - VETERINARY TEACHING HOSPITAL	0	0	1	1	0	1	1	1	1	1	0	0	129,836	Pullman	99164
WSU Pullman 0819 - STUDENT RECREATION CENTER	0	0	137	0	0	0	0	0	0	0	0	0	165,513	Pullman	99164
WSU Pullman 0831 Parking Services	0	0	171	169	0	171	133	135	164	206	0	0	4,795	Pullman	99164
WSU Pullman 0844 Antenna Building	0	0	3	1	0	0	1	6	1	3	0	0	192	Pullman	99164
WSU Pullman 0850 E Campus CHW Plant	0	0	52	37	0	51	46	40	56	59	0	0	5,070	Pullman	99164
WSU Spokane Academic Center	0	53	91	#####	102	118	118	118	128	101	65	0	108,144	Spokane	99202
WSU Spokane BioMedical Center	0	0	0	0	0	350	293	264	284	0	0	0	146,223	Spokane	99202
WSU Spokane Health Education and Research Bldg	0	117	156	152	174	162	120	160	192	222	209	0	60,188	Spokane	99202
WSUS College of Nursing	0	114	127	128	126	118	118	87	91	0	0	0	87,516	Spokane	99202
WSU Spokane Eastern Washington Center	0	102	107	100	106	111	113	117	109	105	75	0	119,585	Spokane	99202
WSUS Health Sciences Building	0	101	108	108	108	111	108	122	126	0	0	0	145,616	Spokane	99202
WSUS Innovate Washington		459	612	596					0	0	0	0	15,386	Spokane	99202
WSUS Phase One Classroom Building		102	107	100					0	0	0	0	119,585	Spokane	99202

Building Site Energy Use Intensity (EUI)

Building Name (Owned and Leased)	Site Energy Use Intensity (EUI in kBtu/ft ²)										Energy Star Score (2019)	Total Floor Space (Sq. Ft.)	City	Zip Code	
	2009	2010	2011	2012	2013	2014	2015	2016	2017	2018					2019
WSUS South Campus Facility		35	40	34		40	41		0	0	0	0	63,725	Spokane	99202
WSUS Vet Clinic	0	53	60	56	59	55	52	54	62	0	0	0	10,151	Spokane	99202
WVC Allied Health	168	156	164	158	159	0	0	0	0	0	0	0	80,600	Wenatchee	98801
WVC Main Campus Central WA Univ	78	67	72	65	60	60	56	56	55	0	47	0	7,667	Wenatchee	98801
WVC Main Campus Eller/Fox	114	139	199	181	151	93	75	92	84	0	78	0	16,200	Wenatchee	98801
WVC Main Campus Facilities	40	51	66	63	65	63	56	57	59	0	52	0	7,339	Wenatchee	98801
WVC Main Campus Grey House	0	34	38	37	31	30	29	14	16	0	34	0	1,500	Wenatchee	98801
WVC Main Campus Gym	85	91	100	91	93	91	88	84	102	0	73	0	25,901	Wenatchee	98801
WVC Main Campus Indus. Tech.	42	53	90	73	98	90	78	84	88	0	56	0	8,428	Wenatchee	98801
WVC MAIN CAMPUS MUSIC AND ARTS CENTER	0	0	0	0	71	71	66	61	63	0	61	0	27,656	Wenatchee	98801
WVC Main Campus Residence Hall	0	48	56	55	53	53	49	58	63	0	48	0	15,715	Wenatchee	98801
WVC Main Campus Van Tassell	120	85	96	91	85	81	79	86	93	0	62	0	24,640	Wenatchee	98801
WVC Main Campus Wenatchi Hall	165	153	161	156	156	142	127	87	87	0	74	0	82,000	Wenatchee	98801
WVC Main Elliot Street House	0	0	0	0	0	0	0	0	0	0	53	0	1,500	Wenatchee	98801
WWU Academic Inst Ctr	0	0	0	86	85	79	65	71	0	62	0	0	130,649	Bellingham	98225
WWU Administrative Services	139	129	119	108	99	93	90	80	0	78	83	0	30,035	Bellingham	98225
WWU Alumni House	66	60	65	58	54	54	55	51	0	51	62	0	2,623	Bellingham	98225
WWU Archives	66	60	59	68	69	69	67	64	0	80	76	0	18,765	Bellingham	98225
WWU Arntzen Hall	0	0	0	77	73	108	107	117	0	106	47	0	98,337	Bellingham	98225
WWU Biology	0	0	0	264	232	193	207	181	0	148	153	0	81,120	Bellingham	98225
WWU Birnam Wood	79	75	79	79	76	73	48	66	0	71	63	82	121,448	Bellingham	98225
WWU Bond Hall	0	0	0	96	89	80	77	78	0	63	57	0	89,591	Bellingham	98225
WWU Bookstore	0	0	0	60	59	55	50	50	0	54	5	0	17,896	Bellingham	98225
WWU Buchann Tower	0	0	0	156	151	120	113	117	0	88	93	41	101,095	Bellingham	98225
WWU Campus Services	136	139	125	118	119	93	93	82	0	87	81	0	34,698	Bellingham	98225
WWU Carver Gym	103	97	75	77	63	71	39	3	0	0	0	0	110,700	Bellingham	98225
WWU Chemistry	0	0	0	370	350	314	317	307	0	264	270	0	72,574	Bellingham	98225
WWU College Hall	0	0	0	52	49	43	39	38	0	37	43	0	32,917	Bellingham	98225
WWU Commissary	0	0	0	92	82	75	69	79	0	56	56	22	37,121	Bellingham	98225
WWU Communications	0	0	0	97	90	82	76	78	0	70	63	0	131,365	Bellingham	98225
WWU Edens Hall	0	0	0	63	63	62	57	54	0	41	39	91	51,420	Bellingham	98225
WWU Edens North	0	0	0	122	128	118	118	103	0	91	83	58	26,432	Bellingham	98225
WWU Engineering Technology	0	0	0	115	123	107	109	110	0	82	83	0	77,592	Bellingham	98225
WWU Environmental Studies	0	0	0	117	120	106	103	105	0	0	0	0	111,145	Bellingham	98225
WWU Fairhaven College	119	115	106	55	61	57	55	47	0	122	107	0	17,114	Bellingham	98225
WWU Fairhaven Commons	146	143	0	174	170	160	0	0	0	120	95	0	34,415	Bellingham	98225

Building Site Energy Use Intensity (EUI)

Building Name (Owned and Leased)	Site Energy Use Intensity (EUI in kBtu/ft ²)										Energy Star Score (2019)	Total Floor Space (Sq. Ft.)	City	Zip Code	
	2009	2010	2011	2012	2013	2014	2015	2016	2017	2018					2019
WWU Fairhaven Towers	0	0	0	110	97	82	79	74	0	79	60	84	138,012	Bellingham	98225
WWU Fine Arts	0	0	0	202	224	191	180	209	0	150	123	0	74,886	Bellingham	98225
WWU Haggard Hall	0	0	0	72	74	65	47	50	0	44	42	0	107,971	Bellingham	98225
WWU Higginson Hall	0	0	0	87	88	83	70	75	0	50	47	90	47,241	Bellingham	98225
WWU High St Hall	53	51	58	56	52	52	55	54	0	62	60	0	9,918	Bellingham	98225
WWU Highland Hall	0	0	0	179	177	172	153	133	0	131	1	100	16,071	Bellingham	98225
WWU Humanities	0	0	0	84	69	69	70	62	0	41	42	0	46,904	Bellingham	98225
WWU Marine Center	115	105	115	107	105	99	91	83	0	92	94	0	37,917	Anacortes	98221
WWU Mathes Hall	0	0	0	90	75	94	74	67	0	62	54	84	75,381	Bellingham	98225
WWU Miller Hall	0	0	0	57	55	54	49	51	0	44	38	0	133,117	Bellingham	98225
WWU Nash Hall	0	0	0	91	94	87	78	0	0	27	24	99	76,891	Bellingham	98225
WWU Old Main	0	0	0	69	68	61	51	59	0	43	37	0	145,474	Bellingham	98225
WWU Parks Hall	0	0	0	55	59	53	50	47	0	38	38	0	56,109	Bellingham	98225
WWU Performing Arts	0	0	0	57	67	62	62	77	0	50	47	0	134,515	Bellingham	98225
WWU Physical Plant	63	59	62	65	70	61	56	54	0	60	63	0	38,509	Bellingham	98225
WWU Ridgeway Alpha	0	0	0	120	123	121	124	122	0	73	20	100	21,109	Bellingham	98225
WWU Ridgeway Beta	0	0	0	129	132	132	132	129	0	81	27	94	35,857	Bellingham	98225
WWU Ridgeway Commons	0	0	0	284	270	274	233	189	0	154	140	0	32,853	Bellingham	98225
WWU Ridgeway Delta	0	0	0	122	126	124	127	125	0	77	23	98	22,513	Bellingham	98225
WWU Ridgeway Gamma	0	0	0	122	125	123	124	123	0	73	20	100	38,529	Bellingham	98225
WWU Ridgeway Kappa	0	0	0	122	125	124	123	126	0	76	22	98	48,577	Bellingham	98225
WWU Ridgeway Omega	0	0	0	123	125	123	126	124	0	74	21	100	20,693	Bellingham	98225
WWU Ridgeway Sigma	0	0	0	128	129	128	131	129	0	78	26	95	20,471	Bellingham	98225
WWU Science Lecture	0	0	0	81	84	70	56	56	0	55	48	0	40,144	Bellingham	98225
WWU Student Rec Center	0	0	0	162	155	151	143	145	0	121	97	0	98,300	Bellingham	98225
WWU Viking Commons	0	0	0	325	354	344	408	545	0	220	164	0	30,739	Bellingham	98225
WWU Viking Union	0	0	0	216	215	201	187	183	0	191	154	0	65,342	Bellingham	98225
WWU Wilson Library	0	0	0	70	69	53	47	51	0	46	41	0	140,793	Bellingham	98225
YVC - Yakima Technology Complex				37					0	0	0	0	48,140	Yakima	98902
YVC Grandview Activity Center				14					0	0	0	0	4,857	Grandview	98930
YVC Grandview Library				67					0	0	0	0	12,144	Grandview	98930
YVC Grandview Main Center				24					0	0	0	0	28,629	Grandview	98930
YVC Grandview WED				36					0	0	0	0	25,888	Grandview	98930
YVC Main Campus Brown Dental	5	4	4	3	32	66	61	61	63	0	0	0	15,038	Yakima	98902
YVC Main Campus Central Receiving	0	0	0	0	0	0	0	11	11	0	0	0	4,535	Yakima	98902
YVC Main Campus Child Care	43	39	39	37	39	40	39	39	44	0	0	0	9,934	Yakima	98902

Building Site Energy Use Intensity (EUI)

Building Name (Owned and Leased)	Site Energy Use Intensity (EUI in kBtu/ft ²)										Energy Star Score (2019)	Total Floor Space (Sq. Ft.)	City	Zip Code	
	2009	2010	2011	2012	2013	2014	2015	2016	2017	2018					2019
YVC Main Campus Deccio Higher Education Center	30	25	30	36	28	35	69	102	35	0	0	0	75,546	Yakima	98902
YVC Main Campus Entrepreneur Resource Center	51	50	41	49	76	69	69	61	65	0	0	0	1,205	Yakima	98902
YVC Main Campus Facility Operations				37	37	43	36		0	0	0	0	15,120	Yakima	98902
YVC Main Campus Glenn Anthon	71	66	65	64	68	69	70	68	71	0	0	0	102,534	Yakima	98902
YVC Main Campus Hopf Union Building (HUB)	41	38	45	46	48	48	47	42	45	0	0	0	26,497	Yakima	98902
YVC Main Campus Kendall Hall	41	38	47	50	60	59	48	68	66	0	0	0	16,486	Yakima	98902
YVC Main Campus Larson Gallery	57	59	56	36	48	31	30	33	37	0	0	0	3,386	Yakima	98902
YVC Main Campus North Boiler Room	509	561	602	595	590	595	662	758	1005	0	0	0	2,058	Yakima	98902
YVC Main Campus Palmer Hall	30	28	35	34	34	33	28	0	0	0	0	0	16,489	Yakima	98902
YVC Main Campus Palmer Martin Hall	0	0	0	0	0	0	35	38	44	0	0	0	58,728	Yakima	98902
YVC Main Campus Parker Faller Field	61	38	37	65	68	64	47	35	29	0	0	0	1,493	Yakima	98902
YVC Main Campus Raymond Hall Library	33	30	35	31	29	33	37	46	49	0	0	0	35,645	Yakima	98902
YVC Main Campus Sherar Gymnasium	61	56	63	58	63	69	79	86	95	0	0	0	35,699	Yakima	98902
YVC Main Campus Skill Center	0	0	0	0	108	116	92	91	102	0	0	0	29,002	Yakima	98902
YVC Main Campus Student Residence Center	163	72	67	60	61	57	56	57	55	0	0	0	73,777	Yakima	98902
YVC Main Campus Sundquist Hall	73	68	77	82	74	68	53	62	62	0	0	0	38,912	Yakima	98902
YVC Old Toppenish SOLD 2015	88	59	79	0	0	95	99	0	0	0	0	0	4,954	Toppenish	98948
YVC Sunnyside	0	82	71	103	111	97	101	93	0	0	0	0	3,940	Sunnyside	98944

Campus Operations Admin	4594217	YVC Main Campus	6/30/2019	Not Available	798862.6	79.8
Campus Operations Shop	4594217	YVC Main Campus	6/30/2019	Not Available	705066.4	49.7
Cascade	Not Applicable: Standalone Property	Not Applicable: Standalone Property	6/30/2019	Not Available	2803583.4	72.5
CCS 171-000 SCC Campus	Not Applicable: Standalone Property	Not Applicable: Standalone Property	6/30/2019	Not Available	76859876	81.1
CCS 172-000 SFCC Campus	Not Applicable: Standalone Property	Not Applicable: Standalone Property	6/30/2019	Not Available	65576966.5	110.8
Central Receiving	4594217	YVC Main Campus	6/30/2019	Not Available	59821.1	13.2
Child Care	4594217	YVC Main Campus	6/30/2019	Not Available	376814.8	37.9
CLARK MAIN CAMPUS	3935870	CLARK MAIN CAMPUS	6/30/2019	Not Available	74076570.9	93.6
CLARK SATELLITE @ CTC	Not Applicable: Standalone Property	Not Applicable: Standalone Property	6/30/2019	Not Available	3966054.6	56.7
Deccio Higher Education Center	4594217	YVC Main Campus	6/30/2019	Not Available	3203443.2	42.4
DES Cap Camp 721 Columbia	Not Applicable: Standalone Property	Not Applicable: Standalone Property	6/30/2019	Not Available	8370	2.6
DES Cap Camp Governors Mansion	3108058	DES Capitol Campus	6/30/2019	Not Available	722882.8	33.8
DES Cap Camp Insurance Bldg	3108058	DES Capitol Campus	6/30/2019	Not Available	6131224.6	92.2
DES Cap Camp Irving R Newhouse Bldg	3108058	DES Capitol Campus	6/30/2019	Not Available	617916.6	24.6
DES Cap Camp Joel M Pritchard Bldg	3108058	DES Capitol Campus	6/30/2019	Not Available	1385719.1	25

DES Cap Camp Temple of Justice	3108058	DES Capitol Campus	6/30/2019	Not Available	1641090.1	19.1
DES Capitol Campus	3108058	DES Capitol Campus	6/30/2019	Not Available	158572802	71
DES Olympia Consolidated Mail Svcs	Not Applicable: Standalone Property	Not Applicable: Standalone Property	6/30/2019	Not Available	1937386.4	52.2
DES Olympia Heritage Park Bldg	Not Applicable: Standalone Property	Not Applicable: Standalone Property	6/30/2019	Not Available	83470.6	40.8
DES Olympia Interpretive Center	Not Applicable: Standalone Property	Not Applicable: Standalone Property	6/30/2019	Not Available	20244.6	26.7
DES Olympia Perry St Child Care Ctr	Not Applicable: Standalone Property	Not Applicable: Standalone Property	6/30/2019	Not Available	346238.3	48.5
DES Tacoma Rhodes Campus	4361810	DES Tacoma Rhodes Campus	6/30/2019	Not Available	6952934.9	29.4
DES Tumwater	4423420	DES Tumwater	6/30/2019	Not Available	6707850.6	68.9
DES Tumwater Modular Bldg (High Bay)	4423420	DES Tumwater	6/30/2019	Not Available	11169353.8	195
DNR NE01 NE Region Headquarters	3615090	DNR NE01 NE Region Headquarters	6/30/2019	Not Available	1686585.7	57.5
DNR NE05 Deer Park	3615091	DNR NE05 Deer Park	6/30/2019	Not Available	340020.6	Not Available
DNR PC03 Tukes Mt.	3617220	DNR PC03 Tukes Mt.	6/30/2019	Not Available	118459.9	22.7
DNR TC01 Tumwater Compound	3615134	DNR TC01 Tumwater Compound	6/30/2019	Not Available	2900457.9	24.9
DOA Cleveland Lab	Not Applicable: Standalone Property	Not Applicable: Standalone Property	6/30/2019	Not Available	887308	58.9
DOA Kent	Not Applicable: Standalone Property	Not Applicable: Standalone Property	6/30/2019	Not Available	21992.2	10.8

DOT 04BB00 Wenatchee Rhq - New Euclid	3615431	DOT 04BB00 Wenatchee Rhq - New Euclid	6/30/2019	Not Available	2086129.3	30.6
DOT 04DE00 Berne SMF	3615432	DOT 04DE00 Berne SMF	6/30/2019	Not Available	2277523.6	87.8
DOT 05CA00 Port Angeles Area 3 MF	3615434	DOT 05CA00 Port Angeles Area 3 MF	6/30/2019	Not Available	372372	17.6
DOT 06BA00 Vancouver Area 1 Maint. H	3615435	DOT 06BA00 Vancouver Area 1 Maint. H	6/30/2019	Not Available	1726448.5	18.5
DOT 06BC00 SW Admin Site (Ace)	3615436	DOT 06BC00 SW Admin Site (Ace)	6/30/2019	Not Available	6679736.8	52.4
DOT 08VC01 Forest Learning Center	Not Applicable: Standalone Property	Not Applicable: Standalone Property	6/30/2019	Not Available	430908.3	39.6
DOT 10DD00 Republic SMF	3615438	DOT 10DD00 Republic SMF	6/30/2019	Not Available	784114	70.9
DOT 11CA00 Pasco Area 3 MF	3615441	DOT 11CA00 Pasco Area 3 MF	6/30/2019	Not Available	767980.7	42.4
DOT 13CA00 Ephrata Area HQ Office/Sh	3615442	DOT 13CA00 Ephrata Area HQ Office/Sh	6/30/2019	Not Available	117540	7.6
DOT 13CB00 Electric City Smf	3615443	DOT 13CB00 Electric City Smf	6/30/2019	Not Available	1436578.2	68.7
DOT 14CB00 Central Park Maint/Pe Off	3615444	DOT 14CB00 Central Park Maint/Pe Off	6/30/2019	Not Available	430386.3	14.8
DOT 14DN00 Elma Smf	3615445	DOT 14DN00 Elma Smf	6/30/2019	Not Available	214692.9	18.6
DOT 17BA00 Corson	3895707	DOT 17BA00 Corson	6/30/2019	Not Available	6976422	73.5
DOT 17BB00 Area 5 Spokane St.	3615446	DOT 17BB00 Area 5 Spokane St.	6/30/2019	Not Available	825832.4	40.2
DOT 17BB01 Spokane St. Administratio	3615446	DOT 17BB00 Area 5 Spokane St.	6/30/2019	Not Available	255444.3	74.7

DOT 17BE00 NW Signals 7	3896202	DOT 17BE00 NW Signals 7	6/30/2019	Not Available	1949803	104.6
DOT 17BM00 Dayton Ave Rhq	3615491	DOT 17BM00 Dayton Ave Rhq	6/30/2019	Not Available	10307179.6	63.6
DOT 17BM05 DAYTON TMC	3615491	DOT 17BM00 Dayton Ave Rhq	6/30/2019	Not Available	8815509.4	490.7
DOT 17CD00 Northup Area 5 MF	3615488	DOT 17CD00 Northup Area 5 MF	6/30/2019	Not Available	663391.9	33.1
DOT 17CG00 Area 4 Kent Maint	4040333	DOT 17CG00 Area 4 Kent Maint	6/30/2019	Not Available	1824449.7	124.3
DOT 17DF04 Ballinger Maint Facility	Not Applicable: Standalone Property	Not Applicable: Standalone Property	6/30/2019	Not Available	132401.9	21
DOT 17DN01 Camp Mason Maintenance Bu	Not Applicable: Standalone Property	Not Applicable: Standalone Property	6/30/2019	Not Available	447477.8	43.5
DOT 17EB00 Area 4 Enumclaw	3615448	DOT 17EB00 Area 4 Enumclaw	6/30/2019	Not Available	239109.1	23.5
DOT 17LA00 Seattle Ferry Term	3615449	DOT 17LA00 Seattle Ferry Term	6/30/2019	Not Available	1537900410	30639.1
DOT 17LI00 Ferry Warehouse	2771353	DOT 17LI00 Ferry Warehouse	6/30/2019	Not Available	182023	3.4
DOT 18CB00 Mullenix Area 2 MF	3615450	DOT 18CB00 Mullenix Area 2 MF	6/30/2019	Not Available	1268749.6	53.1
DOT 18LA00 Bainbridge Ferry	3615451	DOT 18LA00 Bainbridge Ferry	6/30/2019	Not Available	3203151.5	184.8
DOT 18LG00 Eagle Harbor MF	3615482	DOT 18LG00 Eagle Harbor MF	6/30/2019	Not Available	10161229.4	187.1
DOT 19CA00 Bullfrog Area 1 MF	3615416	DOT 19CA00 Bullfrog Area 1 MF	6/30/2019	Not Available	874807	38.5
DOT 19DB00 Hyak SMF	3615453	DOT 19DB00 Hyak SMF	6/30/2019	Not Available	1259028	33.3
DOT 20CA00 Goldendale Area 4 MF	3615454	DOT 20CA00 Goldendale Area 4 MF	6/30/2019	Not Available	684707.4	39.8

DOT 21CB00 Chehalis AMF	3615455	DOT 21CB00 Chehalis AMF	6/30/2019	Not Available	790539.9	23.3
DOT 22CA00 Davenport Area 3 HQ	3615456	DOT 22CA00 Davenport Area 3 HQ	6/30/2019	Not Available	1223017.7	100.6
DOT 24CB01 Okanogan AMF	Not Applicable: Standalone Property	Not Applicable: Standalone Property	6/30/2019	Not Available	1372442.9	51.3
DOT 25CA00 Raymond Area 3 HQ Site	3615457	DOT 25CA00 Raymond Area 3 HQ Site	6/30/2019	Not Available	428110.5	36.4
DOT 27CA00 Lakeview Area 1 MF	3615458	DOT 27CA00 Lakeview Area 1 MF	6/30/2019	Not Available	356287.9	10.2
DOT 29CA00 Area 2 Maint HQ Mt. Vern	3615459	DOT 29CA00 Area 2 Maint HQ Mt. Vern	6/30/2019	Not Available	1405864.9	42.4
DOT 31CA00 Area 3 Maint. HQ Everett	3615465	DOT 31CA00 Area 3 Maint. HQ Everett	6/30/2019	Not Available	1109293.5	55.1
DOT 31GJ00 Eastmont Field Offices	3615466	DOT 31GJ00 Eastmont Field Offices	6/30/2019	Not Available	559775.9	26.2
DOT 32BA00 Eastern Region HQ	3911173	DOT 32BA00 Eastern Region HQ	6/30/2019	Not Available	11039479.9	100.1
DOT 32BA02 Eastern Region P.E. Stora	3911173	DOT 32BA00 Eastern Region HQ	6/30/2019	Not Available	55755.5	13.2
DOT 32BA08 Eastern Region HQ. Materi	3911173	DOT 32BA00 Eastern Region HQ	6/30/2019	Not Available	1089729.9	136.8
DOT 32BA11 Eastern Region Veh. Shop	3911173	DOT 32BA00 Eastern Region HQ	6/30/2019	Not Available	2571697.1	97
DOT 32BA12 Eastern Region HQ Pits & Quarry Office	3911173	DOT 32BA00 Eastern Region HQ	6/30/2019	Not Available	69147.6	88.5
DOT 32BA17 Eastern Region Real Estat	3911173	DOT 32BA00 Eastern Region HQ	6/30/2019	Not Available	252347.9	51.5

DSHS Naselle Youth Camp Campus JRA - CAMPUS	3633292	DSHS Naselle Youth Camp Campus JRA - CAMPUS	6/30/2019	Not Available	9169383.1	73.2
DSHS Parke Creek Community Facility JRA - CAMPUS	3633323	DSHS Parke Creek Community Facility JRA - CAMPUS	6/30/2019	Not Available	834826.6	83.4
DSHS Pine Lodge OSSD - CAMPUS	3653117	DSHS Pine Lodge OSSD - CAMPUS	6/30/2019	Not Available	4750266	26.5
DSHS Rainier School DDD - CAMPUS	3653112	DSHS Rainier School DDD - CAMPUS	6/30/2019	Not Available	118016699	141.2
DSHS Twin River Community Facility JRA - CAMPUS	3653123	DSHS Twin River Community Facility JRA - CAMPUS	6/30/2019	Not Available	402230.3	67.7
DSHS Woodinville Community Facility JRA - CAMPUS	3969171	DSHS Woodinville Community Facility JRA - CAMPUS	6/30/2019	Not Available	780350.1	99.5
DVA E Wash Cemetery-CAMPUS	3633616	DVA E Wash Cemetery-CAMPUS	6/30/2019	Not Available	949801.4	114.8
DVA Spokane Veterans Home-CAMPUS	3633638	DVA Spokane Veterans Home-CAMPUS	6/30/2019	Not Available	4801739.9	113
DVA Washington Soldiers Home and Colony-CAMPUS	3634972	DVA Washington Soldiers Home and Colony-CAMPUS	6/30/2019	Not Available	29395102.7	181.1
Edmonds CC - Alderwood Hall (ALD)	4495241	Edmonds CC - Campus	6/30/2019	Not Available	691811.7	31.4
Edmonds CC - Brier Hall (BRI)	4495241	Edmonds CC - Campus	6/30/2019	Not Available	4457012.9	60.3
Edmonds CC - Campus	4495241	Edmonds CC - Campus	6/30/2019	Not Available	38921698.8	58.9

Edmonds CC - Center For Families (CFF)	4495241	Edmonds CC - Campus	6/30/2019	Not Available	1231317.5	79.2
Edmonds CC - Central Utility Plant (UTY)	4495241	Edmonds CC - Campus	6/30/2019	Not Available	13938082.7	2010.7
Edmonds CC - Clearview Building (CLA)	4495241	Edmonds CC - Campus	6/30/2019	Not Available	697117.2	49.8
Edmonds CC - Gateway Hall (GWY)	4495241	Edmonds CC - Campus	6/30/2019	Not Available	1426736.3	44.3
Edmonds CC - Hort. Greenhouse (HGH)	4495241	Edmonds CC - Campus	6/30/2019	Not Available	1598628.5	359.1
Edmonds CC - Lynnwood Hall (LYN)	4495241	Edmonds CC - Campus	6/30/2019	Not Available	1408321.5	15.5
Edmonds CC - Maltby Building (MAB)	4495241	Edmonds CC - Campus	6/30/2019	Not Available	153298.4	19.1
Edmonds CC - Meadowdale Hall (MDL)	4495241	Edmonds CC - Campus	6/30/2019	Not Available	1081555.4	30
Edmonds CC - Mill Creek Hall (MIC)	4495241	Edmonds CC - Campus	6/30/2019	Not Available	525994.3	27.1
Edmonds CC - Monroe Hall (MON)	4495241	Edmonds CC - Campus	6/30/2019	Not Available	490431.3	46.2
Edmonds CC - Mountlake Terrace Hall (MLT)	4495241	Edmonds CC - Campus	6/30/2019	Not Available	1956408.1	32.4
Edmonds CC - Mukilteo Hall (MUK)	4495241	Edmonds CC - Campus	6/30/2019	Not Available	2142801.6	31.8
Edmonds CC - Seaview Hall (SEA)	4495241	Edmonds CC - Campus	6/30/2019	Not Available	847601.9	28.2
Edmonds CC - Snohomish Hall (SNH)	4495241	Edmonds CC - Campus	6/30/2019	Not Available	1560983.1	31

Edmonds CC - Snoqualmie Hall (SQL)	4495241	Edmonds CC - Campus	6/30/2019	Not Available	1534163.2	30.4
Edmonds CC - Woodway Hall (WWY)	4495241	Edmonds CC - Campus	6/30/2019	Not Available	1516947.5	58.8
Engineering Physics Center	4594217	YVC Main Campus	6/30/2019	Not Available	651498.3	61.5
EvCC Main AMTEC	Not Applicable: Standalone Property	Not Applicable: Standalone Property	6/30/2019	Not Available	1943986.5	27.3
EVCC Main Corporate and Continuing Ed Center	Not Applicable: Standalone Property	Not Applicable: Standalone Property	6/30/2019	Not Available	1484060.6	55.8
EVCC Main Cosmetology School	Not Applicable: Standalone Property	Not Applicable: Standalone Property	6/30/2019	Not Available	254855.8	28.2
EVCC Main Early Learning Center	Not Applicable: Standalone Property	Not Applicable: Standalone Property	6/30/2019	Not Available	992611.4	70.9
EVCC Main Graywolf Hall	4574148	EVCC-Electric West-Graywolf	6/30/2019	Not Available	11194025.6	145.4
EvCC Main Japanese Cultural Resource Center	Not Applicable: Standalone Property	Not Applicable: Standalone Property	6/30/2019	Not Available	88436.8	18.9
EvCC Main Mt View Hall	Not Applicable: Standalone Property	Not Applicable: Standalone Property	6/30/2019	Not Available	1922613.9	42.7
EVCC Main Shuksan Hall	4574158	EVCC-Electric North-Shuksan	6/30/2019	Not Available	9831039.7	239.8
EvCC Main Walt Price Student Fitness Center	4574158	EVCC-Electric North-Shuksan	6/30/2019	Not Available	1677079.1	33.7
EVCC-Electric North-Shuksan	4574158	EVCC-Electric North-Shuksan	6/30/2019	Not Available	15434602.8	61.6
EVCC-Electric West-Graywolf	4574148	EVCC-Electric West-Graywolf	6/30/2019	Not Available	21864910.6	71.4

EWU - Visitor's Center	Not Applicable: Standalone Property	Not Applicable: Standalone Property	6/30/2019	Not Available	198900	69.9
Foundation	Not Applicable: Standalone Property	Not Applicable: Standalone Property	6/30/2019	Not Available	515531.5	27.1
GHC Aberdeen 1600 Building Bishop Center	3614488	GHC Aberdeen Campus	6/30/2019	Not Available	1852269.9	120.9
GHC Aberdeen 1800 Building Heavy Equipment	3614488	GHC Aberdeen Campus	6/30/2019	Not Available	442070.5	46.6
GHC Aberdeen 1900 Building A & W Bldg	3614488	GHC Aberdeen Campus	6/30/2019	Not Available	1560121.7	71.7
GHC Aberdeen Campus	3614488	GHC Aberdeen Campus	6/30/2019	Not Available	20775328.5	73.7
GHC Ilwaco	Not Applicable: Standalone Property	Not Applicable: Standalone Property	6/30/2019	Not Available	208268.5	25
GHC Riverview	Not Applicable: Standalone Property	Not Applicable: Standalone Property	6/30/2019	Not Available	428547.2	65.9
Glenn Anthon Hall	4594217	YVC Main Campus	6/30/2019	Not Available	7487238.6	73
HC Biology/Science BLDG 012	3614149	Highline College	6/30/2019	Not Available	4020351	502.5
HC Childcare Center BLDG 000	3614149	Highline College	6/30/2019	Not Available	2714412.5	189.4
HC Chiller BLDG 25A	3614149	Highline College	6/30/2019	Not Available	225968.2	255.3
HC Classroom A BLDG 010	3614149	Highline College	6/30/2019	Not Available	372199.6	32.3
HC Classroom B BLDG 017	3614149	Highline College	6/30/2019	Not Available	398317.9	34.9
HC Classroom C BLDG 021	3614149	Highline College	6/30/2019	Not Available	1712998	181.8

HC Classroom D BLDG 022	3614149	Highline College	6/30/2019	Not Available	57979.9	6.1
HC Classroom E BLDG 019	3614149	Highline College	6/30/2019	Not Available	337468.9	22.4
HC Classroom F BLDG 014	3614149	Highline College	6/30/2019	Not Available	84030.5	13.9
HC Conference Center BLDG 002	3614149	Highline College	6/30/2019	Not Available	261492	97
HC Higher Education Center BLDG 029	3614149	Highline College	6/30/2019	Not Available	7148856.9	89.7
HC Instructional Computing Center BLDG 030	3614149	Highline College	6/30/2019	Not Available	2677438.5	66.7
HC Lecture Hall BLDG 007	3614149	Highline College	6/30/2019	Not Available	407213.8	97
HC Library BLDG 025	3614149	Highline College	6/30/2019	Not Available	2439765.6	33.7
HC Lockerroom BLDG 027	3614149	Highline College	6/30/2019	Not Available	281845.5	23.3
HC MaST Ctr BLDG A01	3614149	Highline College	6/30/2019	Not Available	477537.6	123.4
HC Multipurpose A BLDG 023	3614149	Highline College	6/30/2019	Not Available	1990543.8	93.3
HC Multipurpose B BLDG 026	3614149	Highline College	6/30/2019	Not Available	0	0
HC Outreach Ctr BLDG F03	3614149	Highline College	6/30/2019	Not Available	1578369.2	50
HC Pavilion BLDG 028	3614149	Highline College	6/30/2019	Not Available	1427816.3	60.4
HC Performing Arts BLDG 004	3614149	Highline College	6/30/2019	Not Available	434183.8	33.4

HC Science Lecture BLDG 013	3614149	Highline College	6/30/2019	Not Available	2010868	507.8
HC Student Union BLDG 008	3614149	Highline College	6/30/2019	Not Available	4076162	90.5
HC Technology Lab BLDG 016	3614149	Highline College	6/30/2019	Not Available	7477050.2	326.8
Health Professions	Not Applicable: Standalone Property	Not Applicable: Standalone Property	6/30/2019	Not Available	849454.6	29.8
Heiner	Not Applicable: Standalone Property	Not Applicable: Standalone Property	6/30/2019	Not Available	2634499.3	61
Highline College	3614149	Highline College	6/30/2019	Not Available	62305144	Not Available
Hopf Union Building (HUB)	4594217	YVC Main Campus	6/30/2019	Not Available	757482.4	28.6
Inactive - Old Bldg 3200	Not Applicable: Standalone Property	Not Applicable: Standalone Property	6/30/2019	Not Available	1503403.8	54.5
Inactive-BBCC Main Bldg 3400	Not Applicable: Standalone Property	Not Applicable: Standalone Property	6/30/2019	Not Available	579484	88.1
Inactive-BBCC Main Bldg 3600	Not Applicable: Standalone Property	Not Applicable: Standalone Property	6/30/2019	Not Available	434877.1	74.4
Kelly	Not Applicable: Standalone Property	Not Applicable: Standalone Property	6/30/2019	Not Available	1115882.3	46.9
Kendall Hall	4594217	YVC Main Campus	6/30/2019	Not Available	1071441.1	65
Kulshan	Not Applicable: Standalone Property	Not Applicable: Standalone Property	6/30/2019	Not Available	6013855.8	138.8
Larson Gallery	4594217	YVC Main Campus	6/30/2019	Not Available	129600	38.3
LNI - Plum St - Bldg 6	Not Applicable: Standalone Property	Not Applicable: Standalone Property	6/30/2019	Not Available	3841519.3	201.4
LWTech Kirkland Campus	3615038	LWTech Kirkland Campus	6/30/2019	Not Available	23920279	50.1

MIL SEATTLE READINESS CENTER- CAMPUS	4433177	MIL SEATTLE READINESS CENTER-CAMPUS	6/30/2019	Not Available	4359168.3	48.6
North Boiler Room	4594217	YVC Main Campus	6/30/2019	Not Available	1031411.6	501.2
NSCC MAIN CAMPUS	3011853	NSCC MAIN CAMPUS	6/30/2019	Not Available	40602613.7	62.2
NSCC MAIN HEALTH SCIENCE & STUDENT RES	3011853	NSCC MAIN CAMPUS	6/30/2019	Not Available	1976463	25
NSCC MAIN OCE&E	3011853	NSCC MAIN CAMPUS	6/30/2019	Not Available	890194	12.7
Palmer Martin Hall	4594217	YVC Main Campus	6/30/2019	Not Available	2701615.9	46
Parker Faller Field	4594217	YVC Main Campus	6/30/2019	Not Available	44880.2	30.1
Parking Lots	4594217	YVC Main Campus	6/30/2019	Not Available	132635.8	Not Available
PCC MAIN FITNESS CENTER	3617968	PCC MAIN CAMPUS	6/30/2019	Not Available	32963.6	10.2
Pierce Ft. Steilacoom Campus	3616252	Pierce Ft. Steilacoom Campus	6/30/2019	Not Available	31157727.4	65.1
Pierce Puyallup Campus	3616251	Pierce Puyallup Campus	6/30/2019	Not Available	18988074.4	78
Prior Hall/Annex	4594217	YVC Main Campus	6/30/2019	Not Available	159253.5	4.4
Raymond Hall Library	4594217	YVC Main Campus	6/30/2019	Not Available	1540040.2	43.2
Resource Center	4594217	YVC Main Campus	6/30/2019	Not Available	72228	59.9
Roe	Not Applicable: Standalone Property	Not Applicable: Standalone Property	6/30/2019	Not Available	768053.9	87.2
RTC Courthouse Annex	Not Applicable: Standalone Property	Not Applicable: Standalone Property	6/30/2019	Not Available	1179273.1	119.4

RTC Main Campus	3110055	RTC Main Campus	6/30/2019	Not Available	39669123.9	93.2
SCCC ERICKSON THEATER	Not Applicable: Standalone Property	Not Applicable: Standalone Property	6/30/2019	Not Available	0	0
SCCC FINE ARTS BUILDING	3011832	SCCC MAIN CAMPUS	6/30/2019	Not Available	3702201.4	57.1
SCCC MAIN BROADWAY/E DISON	3011832	SCCC MAIN CAMPUS	6/30/2019	Not Available	38360810.7	78.9
SCCC MAIN CAMPUS	3011832	SCCC MAIN CAMPUS	6/30/2019	Not Available	65962323.2	80.2
SCCC MITCHELL ACTIVITY CENTER/BOOK STORE	3011832	SCCC MAIN CAMPUS	6/30/2019	Not Available	3694705.2	39.6
SCCC SCIENCE AND MATH	3011832	SCCC MAIN CAMPUS	6/30/2019	Not Available	11407647	135.3
SCCC SEATTLE VOCATIONAL INST.	Not Applicable: Standalone Property	Not Applicable: Standalone Property	6/30/2019	Not Available	6881079.2	60.4
SCCC SOUTH ANNEX	3011832	SCCC MAIN CAMPUS	6/30/2019	Not Available	346390.3	15.9
SCCC TRIDENT MARITIME CAMPUS	3027377	SCCC TRIDENT MARITIME CAMPUS	6/30/2019	Not Available	2100747	79.6
SCCC WOOD CONSTRUCTION	2810024	SCCC WOOD CONSTRUCTION	6/30/2019	Not Available	3899015.2	63.9
Seattle FMS#1 (100F)	4433177	MIL SEATTLE READINESS CENTER-CAMPUS	6/30/2019	Not Available	532135.8	80.6
Seattle FMS#1 BreakRoom (100F)	4433177	MIL SEATTLE READINESS CENTER-CAMPUS	6/30/2019	Not Available	25747.9	19.2
Seattle FMS#1 Org Stor Bldg (100F)	4433177	MIL SEATTLE READINESS CENTER-CAMPUS	6/30/2019	Not Available	14950.4	15

Seattle ReadCtr (50/50)	4433177	MIL SEATTLE READINESS CENTER-CAMPUS	6/30/2019	Not Available	3786334.2	48.7
Sherar Gymnasium	4594217	YVC Main Campus	6/30/2019	Not Available	3326891.7	93.2
Skills Center	4594217	YVC Main Campus	6/30/2019	Not Available	2727759.9	94.1
SPSCC Lacey Campus	Not Applicable: Standalone Property	Not Applicable: Standalone Property	6/30/2019	Not Available	2667160.3	25.6
SPSCC Main Campus	Not Applicable: Standalone Property	Not Applicable: Standalone Property	6/30/2019	Not Available	32568671.1	66
SSCC DUWAMISH GEORGETOWN CAMPUS	3244918	SSCC DUWAMISH GEORGETOWN CAMPUS	6/30/2019	Not Available	6776065.2	69.2
Student Residence Center	4594217	YVC Main Campus	6/30/2019	Not Available	4362994.1	59.1
Sundquist Hall	4594217	YVC Main Campus	6/30/2019	Not Available	2441291.2	62.7
SVC CFLC (1919 N. LaVenture)	Not Applicable: Standalone Property	Not Applicable: Standalone Property	6/30/2019	Not Available	297170.4	62
SVC Connite House 2701 E. College Way	Not Applicable: Standalone Property	Not Applicable: Standalone Property	6/30/2019	Not Available	71616.8	35.8
SVC ECEAP 1051 NE 21st Ct., Oak Harbor	Not Applicable: Standalone Property	Not Applicable: Standalone Property	6/30/2019	Not Available	244252.1	30.5
SVC McIntyre Hall (2501 E College Way)	Not Applicable: Standalone Property	Not Applicable: Standalone Property	6/30/2019	Not Available	1752550.4	50.1
SVC MV Angst Hall	3613766	SVC MV Mt. Vernon Campus	6/30/2019	Not Available	370315	5.5
SVC MV East Campus Building (2727 E College Way)	3613766	SVC MV Mt. Vernon Campus	6/30/2019	Not Available	417271	40.7
SVC MV East Parking Lot	3613766	SVC MV Mt. Vernon Campus	6/30/2019	Not Available	72879.8	Not Available

SVC MV Mt. Vernon Campus	3613766	SVC MV Mt. Vernon Campus	6/30/2019	Not Available	36087141.5	Not Available
SVC Skagit Valley Playfields	Not Applicable: Standalone Property	Not Applicable: Standalone Property	6/30/2019	Not Available	218521.5	0.5
SVC Toddler Learning Center (950 SE Regatta Dr.)	Not Applicable: Standalone Property	Not Applicable: Standalone Property	6/30/2019	Not Available	109816.8	34.2
SVC WIC 1000 SE Regatta Dr. (Hayes Hall)	3613929	SVC WIC Whidbey Island Campus	6/30/2019	Not Available	2328379	149.6
SVC WIC 1201 E. Pioneer (Old Main & Sprague Hall)	3613929	SVC WIC Whidbey Island Campus	6/30/2019	Not Available	768076.5	23
SVC WIC 1900 SE Pioneer (Oak Hall)	3613929	SVC WIC Whidbey Island Campus	6/30/2019	Not Available	4407713.8	108.2
SVC WIC Whidbey Island Campus	3613929	SVC WIC Whidbey Island Campus	6/30/2019	Not Available	7504169.3	Not Available
Syre	Not Applicable: Standalone Property	Not Applicable: Standalone Property	6/30/2019	Not Available	3025467.3	82.6
TCC Bldg 19 Mt Rainier	Not Applicable: Standalone Property	Not Applicable: Standalone Property	6/30/2019	Not Available	3955697.9	107.9
Technology Complex	4594217	YVC Main Campus	6/30/2019	Not Available	4845679.4	100.7
UW Benjamin Hall IRB	Not Applicable: Standalone Property	Not Applicable: Standalone Property	6/30/2019	Not Available	25576823.4	213.9
UWB Central Plant	Not Applicable: Standalone Property	Not Applicable: Standalone Property	6/30/2019	Not Available	4858503.1	441.7
UWB Chase House	Not Applicable: Standalone Property	Not Applicable: Standalone Property	6/30/2019	Not Available	43279	28.9
UWB Commons Hall (UW2)	Not Applicable: Standalone Property	Not Applicable: Standalone Property	6/30/2019	Not Available	4592163.4	75.9
UWB Discovery Hall (UW3)	Not Applicable: Standalone Property	Not Applicable: Standalone Property	6/30/2019	Not Available	8972358.5	121.2

UWB Founders Hall (UW1)	Not Applicable: Standalone Property	Not Applicable: Standalone Property	6/30/2019	Not Available	5593387.7	47.6
UWB Hawthorne Hall	Not Applicable: Standalone Property	Not Applicable: Standalone Property	6/30/2019	Not Available	222445.6	49.3
UWB Husky Hall	Not Applicable: Standalone Property	Not Applicable: Standalone Property	6/30/2019	Not Available	967091.1	34.7
UWB Library (LB1/LBA)	Not Applicable: Standalone Property	Not Applicable: Standalone Property	6/30/2019	Not Available	5171636.2	49.1
UWB Sarah Simonds Green Conservatory	Not Applicable: Standalone Property	Not Applicable: Standalone Property	6/30/2019	Not Available	410883.2	192
UWB Street Lights 1 / Entrance	Not Applicable: Standalone Property	Not Applicable: Standalone Property	6/30/2019	Not Available	81228	81228
UWB Truly House	Not Applicable: Standalone Property	Not Applicable: Standalone Property	6/30/2019	Not Available	145549.5	72.8
UWT Garretson Woodruff Pratt GWP	4146852	UWT Campus	6/30/2019	Not Available	10066265	211.8
UWT Laborers Hall	4146852	UWT Campus	6/30/2019	Not Available	1401.6	0.3
UWT Science Bldg	4146852	UWT Campus	6/30/2019	Not Available	3722981.8	64.9
WSP D1 (LEASED) Olympia Aviation	Not Applicable: Standalone Property	Not Applicable: Standalone Property	6/30/2019	Not Available	189147.2	17.5
WSP D1 Combined Transportation Center	3614687	WSP D1 Combined Transportation Center	6/30/2019	Not Available	6798069.3	183.9
WSP D1 Thomas Neff Industrial Center - CAMPUS	3963262	WSP D1 Thomas Neff Industrial Center - CAMPUS	6/30/2019	Not Available	4696173.1	67.2
WSP D2 Bellevue HQ Campus	Not Applicable: Standalone Property	Not Applicable: Standalone Property	6/30/2019	Not Available	6080537.8	319.3

WSP D2 Fire Training Academy Campus	4202619	WSP D2 Fire Training Academy Campus	6/30/2019	Not Available	5758244.9	77.6
WSP D4 Spokane District 4 HQ - Campus	3963295	WSP D4 Spokane District 4 HQ - Campus	6/30/2019	Not Available	1868623	104.8
WSP D5 Vancouver Crime Lab	Not Applicable: Standalone Property	Not Applicable: Standalone Property	6/30/2019	Not Available	2646234.8	74.8
WSP D6 WENATCHEE HQ (CAMPUS)	4584782	WSP D6 WENATCHEE HQ (CAMPUS)	6/30/2019	Not Available	1519976.7	116.9
WSP D7 MARYSVILLE DISTRICT - CAMPUS	3965751	WSP D7 MARYSVILLE DISTRICT - CAMPUS	6/30/2019	Not Available	2758032.1	100
WSP D8 Bremerton HQ-CAMPUS	4202618	WSP D8 Bremerton HQ-CAMPUS	6/30/2019	Not Available	1408473.7	129.6
WSU Pullman	3616151	WSU Pullman	6/30/2019	Not Available	385731772	40.7
WSU Pullman 0000 Balance of Campus	3616151	WSU Pullman	6/30/2019	Not Available	336265343	367.4
WSU Pullman 0031 President Residence	3616151	WSU Pullman	6/30/2019	Not Available	8000	0.8
WSU Pullman 0060 - WSU Incinerator	3616151	WSU Pullman	6/30/2019	Not Available	3754799.9	646
WSU Pullman 0063 - COMPTON UNION BUILDING	3616151	WSU Pullman	6/30/2019	Not Available	342700	1.4
WSU Pullman 0066M - Markley Services Project Storage	3616151	WSU Pullman	6/30/2019	Not Available	457700	101.7
WSU Pullman 0074 Dodgen Research	3616151	WSU Pullman	6/30/2019	Not Available	4308400.1	178.5

WSU Pullman 0103A Farm Services Shop	3616151	WSU Pullman	6/30/2019	Not Available	437200	101.2
WSU Pullman 0118 Greenhouse	3616151	WSU Pullman	6/30/2019	Not Available	769600	167.1
WSU Pullman 0120 Carver Farm	3616151	WSU Pullman	6/30/2019	Not Available	860120.8	39
WSU Pullman 0120F Carver Farm Fish Vivaria Building	3616151	WSU Pullman	6/30/2019	Not Available	449900	51.1
WSU Pullman 0120L Vet Teaching Barn	3616151	WSU Pullman	6/30/2019	Not Available	720338.5	42
WSU Pullman 0121B Tukey Support	3616151	WSU Pullman	6/30/2019	Not Available	0	0
WSU Pullman 0121C - Tukey Hort Post Harvest Bldg	3616151	WSU Pullman	6/30/2019	Not Available	134200	76.2
WSU Pullman 0122 Plant Growth Center	3616151	WSU Pullman	6/30/2019	Not Available	5492800.2	161.7
WSU Pullman 0124A/B Greenhouse	3616151	WSU Pullman	6/30/2019	Not Available	857500	135.4
WSU Pullman 0141G Golf Course Turf Mntce	3616151	WSU Pullman	6/30/2019	Not Available	200900	15.7
WSU Pullman 0166 Vet Maint Shop	3616151	WSU Pullman	6/30/2019	Not Available	228700	56.1
WSU Pullman 0167 Small Animal Holding Facility	3616151	WSU Pullman	6/30/2019	Not Available	60000	63.5

WSU Pullman 0180A Steffen Center Office and Shop	3616151	WSU Pullman	6/30/2019	Not Available	2484699.9	218.9
WSU Pullman 0180C Steffen CTR Biological Sciences G/H	3616151	WSU Pullman	6/30/2019	Not Available	445900	123.5
WSU Pullman 0194C USDA Equip Storage	3616151	WSU Pullman	6/30/2019	Not Available	22778.5	28.5
WSU Pullman 0197C Endo Disease Interhost Building	3616151	WSU Pullman	6/30/2019	Not Available	8800	4.9
WSU Pullman 0197D Endo Disease Snails	3616151	WSU Pullman	6/30/2019	Not Available	84200	40.1
WSU Pullman 0197H Endo Disease Ruminant Building	3616151	WSU Pullman	6/30/2019	Not Available	0	0
WSU Pullman 0197J Endo Disease Utility Bldg	3616151	WSU Pullman	6/30/2019	Not Available	12400	4
WSU Pullman 0197K Endo Disease Farm Lab Animn Building	3616151	WSU Pullman	6/30/2019	Not Available	1100	0.6
WSU Pullman 0197L Endo Disease Horse Lab	3616151	WSU Pullman	6/30/2019	Not Available	5900	1.8
WSU Pullman 0197M Endo Disease Puffet Lab	3616151	WSU Pullman	6/30/2019	Not Available	100	0.1
WSU Pullman 0199A Vet Quarantine Facility A	3616151	WSU Pullman	6/30/2019	Not Available	100	0.1

WSU Pullman 0199B Vet Quarantine Facility B	3616151	WSU Pullman	6/30/2019	Not Available	0	0
WSU Pullman 0199C Vet Quarantine Facility C	3616151	WSU Pullman	6/30/2019	Not Available	0	0
WSU Pullman 0199D Vet Quarantine Facility D	3616151	WSU Pullman	6/30/2019	Not Available	300	0.4
WSU Pullman 0199E Vet Quarantine Facility E	3616151	WSU Pullman	6/30/2019	Not Available	300	0.4
WSU Pullman 0199F Vet Quarantine Facility F	3616151	WSU Pullman	6/30/2019	Not Available	24200	36
WSU Pullman 0199G Vet Isolation Barn	3616151	WSU Pullman	6/30/2019	Not Available	36600	28.6
WSU Pullman 0200 Vet SM Ruminant Barn	3616151	WSU Pullman	6/30/2019	Not Available	1800	0.6
WSU Pullman 0353 Creamery Annex	3616151	WSU Pullman	6/30/2019	Not Available	747400	36.6
WSU Pullman 0356 Maintenance Materials Storage Building	3616151	WSU Pullman	6/30/2019	Not Available	486500	109.2
WSU Pullman 0358E Anthropology Storage	3616151	WSU Pullman	6/30/2019	Not Available	190700	36.2
WSU Pullman 0358H Glass & Transformer Storage	3616151	WSU Pullman	6/30/2019	Not Available	509000	83.3

WSU Pullman 0358J Storeroom Storage	3616151	WSU Pullman	6/30/2019	Not Available	0	0
WSU Pullman 0362 Feed Plant	3616151	WSU Pullman	6/30/2019	Not Available	853600	133.8
WSU Pullman 0365 Tennis Clubhouse	3616151	WSU Pullman	6/30/2019	Not Available	203522.4	99.3
WSU Pullman 0807A - ANIMAL DISEASE BIOTECHNOLO GY FAC	3616151	WSU Pullman	6/30/2019	Not Available	405100	4.1
WSU Pullman 0812A Martin Stadium South	3616151	WSU Pullman	6/30/2019	Not Available	144900	15.3
WSU Pullman 0812C Martin Stadium North	3616151	WSU Pullman	6/30/2019	Not Available	141700	2.7
WSU Pullman 0816 Food Science Human Nutrition	3616151	WSU Pullman	6/30/2019	Not Available	4586300.3	39.1
WSU Pullman 0818 - VETERINARY TEACHING HOSPITAL	3616151	WSU Pullman	6/30/2019	Not Available	118800	0.9
WSU Pullman 0844 Antenna Building	3616151	WSU Pullman	6/30/2019	Not Available	600	3.1
WSU Pullman 0850 E Campus CHW Plant	3616151	WSU Pullman	6/30/2019	Not Available	300300	59.2
WSU Spokane	3615178	WSU Spokane	6/30/2019	Not Available	254580062	343.5
WSU Spokane Academic Center	3615178	WSU Spokane	6/30/2019	Not Available	10866255.6	100.5

WSU Spokane Health Education and Research Bldg	3615178	WSU Spokane	6/30/2019	Not Available	13386805.5	222.4
WSU Spokane BioMedical Center	Not Applicable: Standalone Property	Not Applicable: Standalone Property	6/30/2019	Not Available	45947001.6	314.2
WSU Spokane Center for Clinical Research and Simulation	3615178	WSU Spokane	6/30/2019	Not Available	2881922.4	45.2
WSU Spokane College of Nursing	3615178	WSU Spokane	6/30/2019	Not Available	9270561.9	105.9
WSU Spokane Eastern Washington Center	3615178	WSU Spokane	6/30/2019	Not Available	12595523.8	105.3
WSU Spokane Health Sciences Building	3615178	WSU Spokane	6/30/2019	Not Available	19041445.9	130.8
WSU Spokane Teaching Health Clinic	3615178	WSU Spokane	6/30/2019	Not Available	2050078.6	45
WSU Spokane Vet Clinic	3615178	WSU Spokane	6/30/2019	Not Available	611936.3	60.3
WVC NORTH CAMPUS	3911177	WVC NORTH CAMPUS	6/30/2019	Not Available	1472657.9	50.4
WWU Academic Inst Ctr	5019267	WWU MAIN CAMPUS	6/30/2019	Not Available	8066559.6	61.7
WWU Administrative Services	Not Applicable: Standalone Property	Not Applicable: Standalone Property	6/30/2019	Not Available	2335859.7	77.8
WWU Alumni House	Not Applicable: Standalone Property	Not Applicable: Standalone Property	6/30/2019	Not Available	132781.4	50.6

WWU Archives	Not Applicable: Standalone Property	Not Applicable: Standalone Property	6/30/2019	Not Available	1498547	79.9
WWU Arntzen Hall	5019267	WWU MAIN CAMPUS	6/30/2019	Not Available	10370160.4	105.5
WWU Biology	5019267	WWU MAIN CAMPUS	6/30/2019	Not Available	12008950.2	148
WWU Bond Hall	5019267	WWU MAIN CAMPUS	6/30/2019	Not Available	5678473.3	63.4
WWU Bookstore	5019267	WWU MAIN CAMPUS	6/30/2019	Not Available	964590.5	53.9
WWU Campus Services	5019267	WWU MAIN CAMPUS	6/30/2019	Not Available	2999802.2	86.5
WWU Chemistry	5019267	WWU MAIN CAMPUS	6/30/2019	Not Available	19184527.2	264.3
WWU College Hall	5019267	WWU MAIN CAMPUS	6/30/2019	Not Available	1215309.4	36.9
WWU Communicatio ns	5019267	WWU MAIN CAMPUS	6/30/2019	Not Available	9173044.2	69.8
WWU Engineering Technology	5019267	WWU MAIN CAMPUS	6/30/2019	Not Available	6348592.5	81.8
WWU Fairhaven College	5019267	WWU MAIN CAMPUS	6/30/2019	Not Available	2084808.1	121.8
WWU Fairhaven Commons	5019267	WWU MAIN CAMPUS	6/30/2019	Not Available	4128585.8	120
WWU Fine Arts	5019267	WWU MAIN CAMPUS	6/30/2019	Not Available	11248745.8	150.2
WWU Haggard Hall	5019267	WWU MAIN CAMPUS	6/30/2019	Not Available	4777792.9	44.3
WWU High St Hall	5019267	WWU MAIN CAMPUS	6/30/2019	Not Available	616286.6	62.1
WWU Humanities	5019267	WWU MAIN CAMPUS	6/30/2019	Not Available	1898311.5	40.5

WWU Marine Center	Not Applicable: Standalone Property	Not Applicable: Standalone Property	6/30/2019	Not Available	3497626.3	92.2
WWU Miller Hall	5019267	WWU MAIN CAMPUS	6/30/2019	Not Available	5877139.5	44.2
WWU Old Main	5019267	WWU MAIN CAMPUS	6/30/2019	Not Available	6249356.8	43
WWU Parks Hall	5019267	WWU MAIN CAMPUS	6/30/2019	Not Available	2144147	38.2
WWU Performing Arts	5019267	WWU MAIN CAMPUS	6/30/2019	Not Available	6749614.6	50.2
WWU Physical Plant	Not Applicable: Standalone Property	Not Applicable: Standalone Property	6/30/2019	Not Available	2322045.1	60.3
WWU Ridgeway Commons	5019267	WWU MAIN CAMPUS	6/30/2019	Not Available	5055472.6	153.9
WWU Science Lecture	5019267	WWU MAIN CAMPUS	6/30/2019	Not Available	2222916.5	55.4
WWU Student Rec Center	5019267	WWU MAIN CAMPUS	6/30/2019	Not Available	11912049.9	121.2
WWU Viking Commons	5019267	WWU MAIN CAMPUS	6/30/2019	Not Available	6767109.2	220.1
WWU Viking Union	5019267	WWU MAIN CAMPUS	6/30/2019	Not Available	12466027.3	190.8
WWU Wilson Library	5019267	WWU MAIN CAMPUS	6/30/2019	Not Available	6470690.8	46
YVC Grandview Campus	Not Applicable: Standalone Property	Not Applicable: Standalone Property	6/30/2019	Not Available	5745061.3	82
YVC Main Campus	4594217	YVC Main Campus	6/30/2019	Not Available	51615277.7	79.4
YVC Sunnyside Campus	Not Applicable: Standalone Property	Not Applicable: Standalone Property	6/30/2019	Not Available	394524.4	100.1
YVC Toppenish Learning Center	Not Applicable: Standalone Property	Not Applicable: Standalone Property	6/30/2019	Not Available	365852	37

Property Name	Parent Property Id	Parent Property Name	ENERGY STAR Score	Site Energy Use (kBtu)	Site EUI (kBtu/ft ²)
1500 Jefferson	4386849	1500 Jefferson	Not Available	Not Available	Not Available
1500 Jefferson	Not Applicable: Standalone Property	Not Applicable: Standalone Property	89	10569796.5	43.9
Auxillary Services	Not Applicable: Standalone Property	Not Applicable: Standalone Property	Not Available	906830	60.5
Baker	Not Applicable: Standalone Property	Not Applicable: Standalone Property	Not Available	649246.9	44.5
BBCC 0000 Campus	Not Applicable: Standalone Property	Not Applicable: Standalone Property	Not Available	364658.7	0.8
BBCC Building SC1	Not Applicable: Standalone Property	Not Applicable: Standalone Property	Not Available	44138.4	18.4
BBCC Main Bldg 1000	Not Applicable: Standalone Property	Not Applicable: Standalone Property	Not Available	184706.8	36.3
BBCC Main Bldg 1100	Not Applicable: Standalone Property	Not Applicable: Standalone Property	Not Available	1612376	122.3
BBCC Main Bldg 1200	Not Applicable: Standalone Property	Not Applicable: Standalone Property	Not Available	2598817.1	95.3
BBCC Main Bldg 1400	Not Applicable: Standalone Property	Not Applicable: Standalone Property	Not Available	1578865.6	49.1
BBCC Main Bldg 1500	Not Applicable: Standalone Property	Not Applicable: Standalone Property	Not Available	916432	37.5
BBCC Main Bldg 1600	Not Applicable: Standalone Property	Not Applicable: Standalone Property	Not Available	585158	32.9
BBCC Main Bldg 1700	Not Applicable: Standalone Property	Not Applicable: Standalone Property	Not Available	4511512.1	184.4
BBCC Main Bldg 1800	Not Applicable: Standalone Property	Not Applicable: Standalone Property	Not Available	6264863.6	93.6
BBCC Main Bldg 1900	Not Applicable: Standalone Property	Not Applicable: Standalone Property	Not Available	795734.7	58.6
BBCC Main Bldg 2000	Not Applicable: Standalone Property	Not Applicable: Standalone Property	Not Available	3479304.2	78.3
BBCC Main Bldg 3000	Not Applicable: Standalone Property	Not Applicable: Standalone Property	Not Available	473590.8	41
BBCC Main Bldg 3100	Not Applicable: Standalone Property	Not Applicable: Standalone Property	Not Available	264871.3	8.8
BBCC Main Bldg 3300	Not Applicable: Standalone Property	Not Applicable: Standalone Property	Not Available	964708.2	30.4
BBCC Main Bldg 4000	Not Applicable: Standalone Property	Not Applicable: Standalone Property	Not Available	277471.2	60.2
BBCC Main Bldg 4100	Not Applicable: Standalone Property	Not Applicable: Standalone Property	Not Available	200062.1	41.2
BBCC Main Bldg 4200	Not Applicable: Standalone Property	Not Applicable: Standalone Property	Not Available	353077.7	37.9
BBCC Main Bldg 4500	Not Applicable: Standalone Property	Not Applicable: Standalone Property	Not Available	205962.9	37.1
BC Main A Building	3617030	BC Main Campus	Not Available	2389847.2	45.5
BC Main B Building	3617030	BC Main Campus	Not Available	6100878.8	68.5
BC Main D Building	3617030	BC Main Campus	Not Available	36625325.6	397.8
BC Main E Building	3617030	BC Main Campus	Not Available	3006102.1	97.8
BC Main K Building	3617030	BC Main Campus	46	1325184.7	68.7
BC Main L Building	3617030	BC Main Campus	Not Available	3230144.9	71.8

BC Main M Building	3617030	BC Main Campus	Not Available	88100.9	11.7
BC Main N Building	3617030	BC Main Campus	Not Available	150317	4.6
BC Main Q Building	3617030	BC Main Campus	Not Available	827476	36
BC Main R Building	3617030	BC Main Campus	Not Available	19900	0.3
BC Main S Building	3617030	BC Main Campus	Not Available	2432041.2	37.9
BC North Campus (V)	Not Applicable: Standalone Property	Not Applicable: Standalone Property	Not Available	3213024.1	47.6
Brown Dental	4594217	YVC Main Campus	Not Available	952142.7	63.3
Campus Operations Admin	4594217	YVC Main Campus	Not Available	653845.4	65.3
Campus Operations Shop	4594217	YVC Main Campus	Not Available	1158020.5	81.6
Cascade	Not Applicable: Standalone Property	Not Applicable: Standalone Property	Not Available	2683447.3	69.4
CCS 171-000 SCC Campus	Not Applicable: Standalone Property	Not Applicable: Standalone Property	Not Available	69967517	73.8
CCS 172-000 SFCC Campus	Not Applicable: Standalone Property	Not Applicable: Standalone Property	Not Available	58568715.6	98.9
Central Receiving	4594217	YVC Main Campus	Not Available	48924.7	10.8
Child Care	4594217	YVC Main Campus	Not Available	353771.7	35.6
CLARK MAIN CAMPUS	3935870	CLARK MAIN CAMPUS	Not Available	59175213.2	74.7
CLARK SATELLITE @ CTC	Not Applicable: Standalone Property	Not Applicable: Standalone Property	Not Available	4203464.8	60.1
Commerce Bldg 4	Not Applicable: Standalone Property	Not Applicable: Standalone Property	69	2444788	80.3
Commerce Bldg 5	Not Applicable: Standalone Property	Not Applicable: Standalone Property	41	4119792.9	101.4
Deccio Higher Education Center	4594217	YVC Main Campus	Not Available	3681127.9	48.7
DEL Olympia 1110 Jefferson St. SE	Not Applicable: Standalone Property	Not Applicable: Standalone Property	98	694683.2	27.9
Dept of Retirement Systems	Not Applicable: Standalone Property	Not Applicable: Standalone Property	64	3638032.9	63.3
Dept of Social & Health Services	Not Applicable: Standalone Property	Not Applicable: Standalone Property	70	2967833.4	54
Dept of Social & Health Services (WSDSHS)	Not Applicable: Standalone Property	Not Applicable: Standalone Property	100	0	0
DES Cap Camp 721 Columbia	Not Applicable: Standalone Property	Not Applicable: Standalone Property	Not Available	7165.2	2.3
DES Cap Camp Governors Mansion	3108058	DES Capitol Campus	Not Available	806948.1	37.7
DES Cap Camp Insurance Bldg	3108058	DES Capitol Campus	Not Available	5838972.8	87.8

DES Cap Camp Irving R Newhouse Bldg	3108058	DES Capitol Campus	Not Available	567098.3	22.6
DES Cap Camp Joel M Pritchard Bldg	3108058	DES Capitol Campus	Not Available	1248611.2	22.5
DES Cap Camp Natural Resources Building	3108058	DES Capitol Campus	100	608265	1.6
DES Cap Camp Office Building #2	3108058	DES Capitol Campus	100	440895	1.2
DES Cap Camp Temple of Justice	3108058	DES Capitol Campus	Not Available	1563723	18.2
DES Olympia Ayer Press House	3108058	DES Capitol Campus	26	290244.6	77.9
DES Olympia Capitol Court	3108058	DES Capitol Campus	69	2326516	56.8
DES Olympia Carlyon Press House	3108058	DES Capitol Campus	74	246534.5	44
DES Olympia Consolidated Mail Svcs	Not Applicable: Standalone Property	Not Applicable: Standalone Property	Not Available	1853152.5	49.9
DES Olympia Heritage Park Bldg	Not Applicable: Standalone Property	Not Applicable: Standalone Property	Not Available	67653.1	33
DES Olympia Interpretive Center	Not Applicable: Standalone Property	Not Applicable: Standalone Property	Not Available	29582.8	39.1
DES Olympia James M Dolliver Bldg	Not Applicable: Standalone Property	Not Applicable: Standalone Property	8	1570509.1	67.2
DES Olympia Old Capitol Bldg	Not Applicable: Standalone Property	Not Applicable: Standalone Property	15	11430058.2	94.9
DES Olympia Perry St Child Care Ctr	Not Applicable: Standalone Property	Not Applicable: Standalone Property	Not Available	340990.1	47.8
DES Olympia State Farm Bldg	Not Applicable: Standalone Property	Not Applicable: Standalone Property	34	106432.6	69.2
DES Olympia Union Ave Bldg	Not Applicable: Standalone Property	Not Applicable: Standalone Property	48	617677.8	47.9
DES Olympia Washington Street	Not Applicable: Standalone Property	Not Applicable: Standalone Property	18	960735.4	65.9
DES Seattle Alaska St. Building	Not Applicable: Standalone Property	Not Applicable: Standalone Property	75	1072234.5	47.9
DES Tumwater	4423420	DES Tumwater	Not Available	6338516.6	65.2
DES Tumwater Isabella Bush Records Ctr	Not Applicable: Standalone Property	Not Applicable: Standalone Property	72	2104301.6	44.6
DES Tumwater Modular Bldg (High Bay)	4423420	DES Tumwater	Not Available	9215941	160.9

DES Yakima Office Bldg	Not Applicable: Standalone Property	Not Applicable: Standalone Property	49	5043755.7	50.9
DFI HQ	Not Applicable: Standalone Property	Not Applicable: Standalone Property	85	2014526.7	40.3
DNR PC03 Tukes Mt.	3617220	DNR PC03 Tukes Mt.	Not Available	120241.4	23
DNR TC01 Tumwater Compound	3615134	DNR TC01 Tumwater Compound	Not Available	2895757.7	24.8
DOA Cleveland Lab	Not Applicable: Standalone Property	Not Applicable: Standalone Property	Not Available	866060	57.5
DOA Colfax	Not Applicable: Standalone Property	Not Applicable: Standalone Property	68	161209.3	50.4
DOA Kent	Not Applicable: Standalone Property	Not Applicable: Standalone Property	Not Available	47088	23.2
DOA Moses Lake	Not Applicable: Standalone Property	Not Applicable: Standalone Property	Not Available	57862.4	62.8
DOA Othello	Not Applicable: Standalone Property	Not Applicable: Standalone Property	Not Available	60202.7	65.2
DOA Pasco 2	Not Applicable: Standalone Property	Not Applicable: Standalone Property	Not Available	159542.7	67.8
DOA Spartina Warehouse 1	Not Applicable: Standalone Property	Not Applicable: Standalone Property	Not Available	83107.6	33.2
DOA Spartina Warehouse 2	Not Applicable: Standalone Property	Not Applicable: Standalone Property	Not Available	594180.1	237.7
DOA Spokane 3	Not Applicable: Standalone Property	Not Applicable: Standalone Property	Not Available	267426.5	88.4
DOA Tumwater Metrology	Not Applicable: Standalone Property	Not Applicable: Standalone Property	Not Available	221457.9	65.4
DOA Wenatchee	Not Applicable: Standalone Property	Not Applicable: Standalone Property	43	235877.9	51.3
DOA Yakima	Not Applicable: Standalone Property	Not Applicable: Standalone Property	Not Available	6259738.4	125.5
DOC CI Warehouse/ HQ	Not Applicable: Standalone Property	Not Applicable: Standalone Property	Not Available	3913596	100.3
DOC Leased SWRBO	Not Applicable: Standalone Property	Not Applicable: Standalone Property	75	1127820	62.3
DOH TUMWATER Town Center 1	Not Applicable: Standalone Property	Not Applicable: Standalone Property	57	7479859.3	75.1
DOH TUMWATER Town Center 2	Not Applicable: Standalone Property	Not Applicable: Standalone Property	45	10522426	80.5
DOL CENTRALIA 1000 Kresky BLVD	Not Applicable: Standalone Property	Not Applicable: Standalone Property	88	55702	26.3
DOL ILWACO 116 1ST AVE	Not Applicable: Standalone Property	Not Applicable: Standalone Property	92	21746.4	18.8
DOL OLYMPIA 2000 4TH AVE W BLACK LAKE 3	Not Applicable: Standalone Property	Not Applicable: Standalone Property	50	1004265	49.7
DOL OLYMPIA 2424 BRISTOL COURT SW	Not Applicable: Standalone Property	Not Applicable: Standalone Property	79	568073.5	31.7
DOL OLYMPIA 405 BLACK LAKE 2	Not Applicable: Standalone Property	Not Applicable: Standalone Property	75	1796466.9	38.3

DOL Olympia 421 Black Lake Building 1	Not Applicable: Standalone Property	Not Applicable: Standalone Property	89	947308.3	38.1
DOL SPOKANE VALLEY 12801 E SPRAGUE AVE STE C D E	Not Applicable: Standalone Property	Not Applicable: Standalone Property	61	312454.4	63.1
DOL TUMWATER 8005 RIVER DR SE	Not Applicable: Standalone Property	Not Applicable: Standalone Property	84	1425543	33.6
DOL VANCOUVER 1301 NE 136TH AVE	Not Applicable: Standalone Property	Not Applicable: Standalone Property	66	710772.7	75.6
DOL VANCOUVER NE 117TH AVE STE 2730	Not Applicable: Standalone Property	Not Applicable: Standalone Property	71	343594.8	59
DOL WALLA WALLA 145 JADE ST	Not Applicable: Standalone Property	Not Applicable: Standalone Property	28	219983.2	75.9
DOL WENATCHEE 325 N CHELAN AVE	Not Applicable: Standalone Property	Not Applicable: Standalone Property	53	205552.5	48.4
DOR 6300 Linderson Bldg	Not Applicable: Standalone Property	Not Applicable: Standalone Property	91	3963027.1	73.5
DOR 6500 Linderson Bldg	Not Applicable: Standalone Property	Not Applicable: Standalone Property	88	3894996.8	40.5
DOT 06BA00 Vancouver Area 1 Maint. H	3615435	DOT 06BA00 Vancouver Area 1 Maint. H	Not Available	1239069.7	13.3
DOT 17BA00 Corson	3895707	DOT 17BA00 Corson	Not Available	6582105.9	69.4
DOT 17BB00 Area 5 Spokane St.	3615446	DOT 17BB00 Area 5 Spokane St.	Not Available	706364.8	34.4
DOT 17BB01 Spokane St. Administratio	3615446	DOT 17BB00 Area 5 Spokane St.	Not Available	252466	73.8
DOT 17BE00 NW Signals 7	3896202	DOT 17BE00 NW Signals 7	Not Available	1962053.2	105.3
DOT 17BM05 DAYTON TMC	3615491	DOT 17BM00 Dayton Ave Rhq	Not Available	8387434.3	466.9
DOT 17CD00 Northup Area 5 MF	3615488	DOT 17CD00 Northup Area 5 MF	Not Available	665166.7	33.2
DOT 17CG00 Area 4 Kent Maint	4040333	DOT 17CG00 Area 4 Kent Maint	Not Available	1736844.9	118.3
DOT 17DF04 Ballinger Maint Facility	Not Applicable: Standalone Property	Not Applicable: Standalone Property	Not Available	123182.3	19.6
DOT 17DN01 Camp Mason Maintenance Bu	Not Applicable: Standalone Property	Not Applicable: Standalone Property	Not Available	467763.7	45.4

DOT 17EB00 Area 4 Enumclaw	3615448	DOT 17EB00 Area 4 Enumclaw	Not Available	244135.8	24
DOT 17LI00 Ferry Warehouse	2771353	DOT 17LI00 Ferry Warehouse	Not Available	231416	4.3
DOT 18CB00 Mullenix Area 2 MF	3615450	DOT 18CB00 Mullenix Area 2 MF	Not Available	1115317.1	46.7
DOT 18LA00 Bainbridge Ferry	3615451	DOT 18LA00 Bainbridge Ferry	Not Available	2304908.2	133
DOT 18LG00 Eagle Harbor MF	3615482	DOT 18LG00 Eagle Harbor MF	Not Available	9059249	166.8
DOT 19CA00 Bullfrog Area 1 MF	3615416	DOT 19CA00 Bullfrog Area 1 MF	Not Available	708496.3	31.2
DOT 19DB00 Hyak SMF	3615453	DOT 19DB00 Hyak SMF	Not Available	1245735.7	32.9
DOT 21CB00 Chehalis AMF	3615455	DOT 21CB00 Chehalis AMF	Not Available	852304.6	25.1
DOT 31CA00 Area 3 Maint. HQ Everett	3615465	DOT 31CA00 Area 3 Maint. HQ Everett	Not Available	957249.4	47.5
DOT 31GJ00 Eastmont Field Offices	3615466	DOT 31GJ00 Eastmont Field Offices	Not Available	563629.1	26.4
DOT 34BA00 Tumwater RHQ	3615472	DOT 34BA00 Tumwater RHQ	Not Available	3033921.6	26.5
DSHS Auburn CSO	Not Applicable: Standalone Property	Not Applicable: Standalone Property	82	345625.3	39.5
DSHS FEDERAL WAY CSO	Not Applicable: Standalone Property	Not Applicable: Standalone Property	82	1224998.8	54.2
DSHS FORKS CSO	Not Applicable: Standalone Property	Not Applicable: Standalone Property	96	161601.1	22.1
DSHS LACEY BLAKE EAST	Not Applicable: Standalone Property	Not Applicable: Standalone Property	56	3734149.2	68.2
DSHS LACEY BLAKE WEST	Not Applicable: Standalone Property	Not Applicable: Standalone Property	49	4302746.7	78.5
DSHS OLYMPIA DCS	Not Applicable: Standalone Property	Not Applicable: Standalone Property	71	4026331	57.5
DSHS PUYALLUP VALLEY CSO	Not Applicable: Standalone Property	Not Applicable: Standalone Property	63	1815399.5	66.3
DSHS Rainier School DDD - CAMPUS	3653112	DSHS Rainier School DDD - CAMPUS	Not Available	159009508.1	190.2
DSHS REPUBLIC CSO	Not Applicable: Standalone Property	Not Applicable: Standalone Property	100	34659.8	11
DSHS SEATTLE SCC-King SCTF	Not Applicable: Standalone Property	Not Applicable: Standalone Property	80	556239.7	37.2
DSHS TUMWATER DDDS	Not Applicable: Standalone Property	Not Applicable: Standalone Property	56	3387855.3	67.8
DSHS Woodinville Community Facility JRA - CAMPUS	3969171	DSHS Woodinville Community Facility JRA - CAMPUS	Not Available	643380.2	82

DVA E Wash Cemetery-CAMPUS	3633616	DVA E Wash Cemetery-CAMPUS	Not Available	861482.9	104.1
DVA Operations Headquarters	Not Applicable: Standalone Property	Not Applicable: Standalone Property	79	975348.6	40.6
DVA Spokane Veterans Home-CAMPUS	3633638	DVA Spokane Veterans Home-CAMPUS	Not Available	4438192	104.4
ECY Lacey HQ	Not Applicable: Standalone Property	Not Applicable: Standalone Property	93	12293290.7	38.1
Edmonds CC - Alderwood Hall (ALD)	4495241	Edmonds CC - Campus	Not Available	580317.4	26.3
Edmonds CC - Brier Hall (BRI)	4495241	Edmonds CC - Campus	Not Available	3784778.5	51.2
Edmonds CC - Campus	4495241	Edmonds CC - Campus	Not Available	25075789.5	37.9
Edmonds CC - Cedar Building (CDR)	4495241	Edmonds CC - Campus	27	1859598.2	56.8
Edmonds CC - Center For Families (CFF)	4495241	Edmonds CC - Campus	Not Available	837402.4	53.9
Edmonds CC - Central Utility Plant (UTY)	4495241	Edmonds CC - Campus	Not Available	2695910.2	388.9
Edmonds CC - Clearview Building (CLA)	4495241	Edmonds CC - Campus	Not Available	550983.7	39.4
Edmonds CC - Gateway Hall (GWY)	4495241	Edmonds CC - Campus	Not Available	1460124.8	45.3
Edmonds CC - Hort. Greenhouse (HGH)	4495241	Edmonds CC - Campus	Not Available	1522042.1	341.9
Edmonds CC - Lynnwood Hall (LYN)	4495241	Edmonds CC - Campus	Not Available	1330974.2	14.6
Edmonds CC - Maltby Building (MAB)	4495241	Edmonds CC - Campus	Not Available	142983	17.8
Edmonds CC - Meadowdale Hall (MDL)	4495241	Edmonds CC - Campus	Not Available	890769.7	24.7
Edmonds CC - Mill Creek Hall (MIC)	4495241	Edmonds CC - Campus	Not Available	490108.7	25.3
Edmonds CC - Monroe Hall (MON)	4495241	Edmonds CC - Campus	Not Available	425907	40.1
Edmonds CC - Mountlake Terrace Hall (MLT)	4495241	Edmonds CC - Campus	Not Available	1684259.6	27.9
Edmonds CC - Mukilteo Hall (MUK)	4495241	Edmonds CC - Campus	Not Available	1650047.5	24.5

Edmonds CC - Seaview Hall (SEA)	4495241	Edmonds CC - Campus	Not Available	893301.6	29.7
Edmonds CC - Snohomish Hall (SNH)	4495241	Edmonds CC - Campus	Not Available	1300439.4	25.8
Edmonds CC - Snoqualmie Hall (SQL)	4495241	Edmonds CC - Campus	Not Available	1322310.9	26.2
Edmonds CC - Woodway Hall (WWY)	4495241	Edmonds CC - Campus	Not Available	1653530.7	64.1
ELGB	Not Applicable: Standalone Property	Not Applicable: Standalone Property	95	14514854	64.1
Engineering Physics Center	4594217	YVC Main Campus	Not Available	438514	41.4
ESD Distribution Cntr	Not Applicable: Standalone Property	Not Applicable: Standalone Property	54	585641.2	26.5
ESD Rainier Ave. WorkSource	Not Applicable: Standalone Property	Not Applicable: Standalone Property	73	691951.8	51.3
ESD Thurston Co. WorkSource	Not Applicable: Standalone Property	Not Applicable: Standalone Property	58	2288865.7	80.7
EvCC Main Walt Price Student Fitness Center	4574158	EVCC-Electric North-Shuksan	Not Available	1619787.1	32.5
EWU - Townhouse Apartments	Not Applicable: Standalone Property	Not Applicable: Standalone Property	100	225900	3.1
EWU - Visitor's Center	Not Applicable: Standalone Property	Not Applicable: Standalone Property	Not Available	202700	71.3
Foundation	Not Applicable: Standalone Property	Not Applicable: Standalone Property	Not Available	454088.8	23.9
GHC Aberdeen 1600 Building Bishop Center	3614488	GHC Aberdeen Campus	Not Available	1460886.1	95.4
GHC Aberdeen 1800 Building Heavy Equipment	3614488	GHC Aberdeen Campus	Not Available	384561.5	40.5
GHC Aberdeen 1900 Building A & W Bldg	3614488	GHC Aberdeen Campus	Not Available	1774251.5	81.6
GHC Aberdeen Campus	3614488	GHC Aberdeen Campus	Not Available	16632592.1	59
GHC Ilwaco	Not Applicable: Standalone Property	Not Applicable: Standalone Property	Not Available	219459.8	26.4
GHC Riverview	Not Applicable: Standalone Property	Not Applicable: Standalone Property	Not Available	331919.3	51.1
Glenn Anthon Hall	4594217	YVC Main Campus	Not Available	6998515.7	68.2
HC Admin BLDG 001	3614149	Highline College	35	522983	81.6
HC Biology/Science BLDG 012	3614149	Highline College	Not Available	3432505.6	429.1

HC Childcare Center BLDG 000	3614149	Highline College	Not Available	2800469	195.4
HC Chiller BLDG 25A	3614149	Highline College	Not Available	212363.5	240
HC Classroom A BLDG 010	3614149	Highline College	Not Available	308533.8	26.8
HC Classroom B BLDG 017	3614149	Highline College	Not Available	320819.9	28.1
HC Classroom BLDG 003	3614149	Highline College	17	289238.1	81.6
HC Classroom C BLDG 021	3614149	Highline College	Not Available	1450477.5	154
HC Classroom D BLDG 022	3614149	Highline College	Not Available	50616.3	5.3
HC Classroom E BLDG 019	3614149	Highline College	Not Available	289713.7	19.2
HC Classroom F BLDG 014	3614149	Highline College	Not Available	94850.6	15.7
HC Conference Center BLDG 002	3614149	Highline College	Not Available	220044.5	81.6
HC Faculty A BLDG 005	3614149	Highline College	30	189713	47.1
HC Faculty B BLDG 011	3614149	Highline College	59	189713	47.1
HC Faculty C BLDG 015	3614149	Highline College	20	350016.2	81.6
HC Faculty D BLDG 018	3614149	Highline College	20	350016.2	81.6
HC Higher Education Center BLDG 029	3614149	Highline College	Not Available	5720752.1	71.8
HC Instruction Admin BLDG 009	3614149	Highline College	88	284417.4	28.7
HC Instructional Computing Center BLDG 030	3614149	Highline College	Not Available	2407915.4	60
HC Lecture Hall BLDG 007	3614149	Highline College	Not Available	342672.3	81.6
HC Library BLDG 025	3614149	Highline College	Not Available	1654061.1	22.9
HC Lockerroom BLDG 027	3614149	Highline College	Not Available	279362.5	23.1
HC MaST Ctr BLDG A01	3614149	Highline College	Not Available	472622.9	122.1
HC Multipurpose A BLDG 023	3614149	Highline College	Not Available	1322191.7	62
HC Multipurpose B BLDG 026	3614149	Highline College	Not Available	1554562.7	37.6
HC Outreach Ctr BLDG F03	3614149	Highline College	Not Available	1461767.4	46.3
HC Pavilion BLDG 028	3614149	Highline College	Not Available	1964904.7	83.1

HC Performing Arts BLDG 004	3614149	Highline College	Not Available	471488.7	36.3
HC Physical Plant BLDG 024	3614149	Highline College	1	15390635.7	1919.3
HC Science Lecture BLDG 013	3614149	Highline College	Not Available	1731947.8	437.4
HC Student Services BLDG 006	3614149	Highline College	59	1101767.8	48.3
HC Student Union BLDG 008	3614149	Highline College	Not Available	3215590.2	71.4
HC Technology Lab BLDG 016	3614149	Highline College	Not Available	6460587.8	282.4
HCA Cherry Street	Not Applicable: Standalone Property	Not Applicable: Standalone Property	98	9158746.9	56.7
Health Professions	Not Applicable: Standalone Property	Not Applicable: Standalone Property	Not Available	743950.9	26.1
Heiner	Not Applicable: Standalone Property	Not Applicable: Standalone Property	Not Available	2390326	55.3
Hopf Union Building (HUB)	4594217	YVC Main Campus	Not Available	899566.2	33.9
Inactive - Old Bldg 3200	Not Applicable: Standalone Property	Not Applicable: Standalone Property	Not Available	800652.7	29
Kelly	Not Applicable: Standalone Property	Not Applicable: Standalone Property	Not Available	980597.2	41.2
Kendall Hall	4594217	YVC Main Campus	Not Available	833437.6	50.6
Kulshan	Not Applicable: Standalone Property	Not Applicable: Standalone Property	Not Available	5634383.1	130
Laidlaw	Not Applicable: Standalone Property	Not Applicable: Standalone Property	72	2594469.9	48.7
Larson Gallery	4594217	YVC Main Campus	Not Available	191500	56.6
LNI - Plum St - Bldg 6	Not Applicable: Standalone Property	Not Applicable: Standalone Property	Not Available	4113815.5	215.6
LNI - Tumwater Central Office	Not Applicable: Standalone Property	Not Applicable: Standalone Property	78	27282756.6	59.3
LNI - Warehouse	Not Applicable: Standalone Property	Not Applicable: Standalone Property	68	972298.6	37.3
LOT HQ	Not Applicable: Standalone Property	Not Applicable: Standalone Property	72	1761178.6	67.5
LWTech Kirkland Campus	3615038	LWTech Kirkland Campus	Not Available	22257813.5	46.6
North Boiler Room	4594217	YVC Main Campus	Not Available	1604461	779.6
NSCC MAIN CAMPUS	3011853	NSCC MAIN CAMPUS	Not Available	34843601.1	53.3
NSCC MAIN HEALTH SCIENCE & STUDENT RES	3011853	NSCC MAIN CAMPUS	Not Available	1831906	23.2
NSCC MAIN OCE&E	3011853	NSCC MAIN CAMPUS	Not Available	48647	0.7
OAH	Not Applicable: Standalone Property	Not Applicable: Standalone Property	97	479070.9	26.9
Pacific Tower	Not Applicable: Standalone Property	Not Applicable: Standalone Property	68	18224911.1	60.2

Palmer Martin Hall	4594217	YVC Main Campus	Not Available	2057389	35
Parker Faller Field	4594217	YVC Main Campus	Not Available	40108.5	26.9
Pavillion	Not Applicable: Standalone Property	Not Applicable: Standalone Property	90	536485.5	23.1
Prior Hall/Annex	4594217	YVC Main Campus	Not Available	155140	4.3
Raymond Hall Library	4594217	YVC Main Campus	Not Available	1517712.9	42.6
Resource Center	4594217	YVC Main Campus	Not Available	60985.9	50.6
Roe	Not Applicable: Standalone Property	Not Applicable: Standalone Property	Not Available	725010.4	82.3
RTC Courthouse Annex	Not Applicable: Standalone Property	Not Applicable: Standalone Property	Not Available	933065.1	94.4
RTC Main Campus	3110055	RTC Main Campus	Not Available	28982129.4	68.1
SAC OLYMPIA BUILDING 917	Not Applicable: Standalone Property	Not Applicable: Standalone Property	90	466891.8	30.5
SBCTC Headquarters	Not Applicable: Standalone Property	Not Applicable: Standalone Property	53	2317912.3	58.3
SCCC ERICKSON THEATER	Not Applicable: Standalone Property	Not Applicable: Standalone Property	Not Available	0	0
SCCC FINE ARTS BUILDING	3011832	SCCC MAIN CAMPUS	Not Available	3254873.4	50.2
SCCC MAIN BROADWAY/EDISON	3011832	SCCC MAIN CAMPUS	Not Available	32183222.3	66.2
SCCC MITCHELL ACTIVITY CENTER/BOOKSTORE	3011832	SCCC MAIN CAMPUS	Not Available	2966930.3	31.8
SCCC SCIENCE AND MATH	3011832	SCCC MAIN CAMPUS	Not Available	11387639	135.1
SCCC SEATTLE VOCATIONAL INST.	Not Applicable: Standalone Property	Not Applicable: Standalone Property	Not Available	5240477.5	46
SCCC SOUTH ANNEX	3011832	SCCC MAIN CAMPUS	Not Available	217432.4	10
SCCC TRIDENT MARITIME CAMPUS	3027377	SCCC TRIDENT MARITIME CAMPUS	Not Available	2649291.2	100.4
SCCC WOOD CONSTRUCTION	2810024	SCCC WOOD CONSTRUCTION	Not Available	3130145.2	51.3
Sherar Gymnasium	4594217	YVC Main Campus	Not Available	3093345.1	86.7
Skills Center	4594217	YVC Main Campus	Not Available	2496846.6	86.1
SPSCC Main Campus	Not Applicable: Standalone Property	Not Applicable: Standalone Property	Not Available	32151964.5	65.2
SSCC MAIN CAMPUS	3244901	SSCC MAIN CAMPUS	Not Available	30887837.9	58.4
Student Residence Center	4594217	YVC Main Campus	Not Available	6249391.2	84.7
Sundquist Hall	4594217	YVC Main Campus	Not Available	2441620.2	62.7
Syre	Not Applicable: Standalone Property	Not Applicable: Standalone Property	Not Available	2281578.2	62.3

Technology Complex	4594217	YVC Main Campus	Not Available	4903647.9	101.9
UW Benjamin Hall IRB	Not Applicable: Standalone Property	Not Applicable: Standalone Property	Not Available	19541000.9	163.4
UWB Central Plant	Not Applicable: Standalone Property	Not Applicable: Standalone Property	Not Available	3174756.4	288.6
UWB Chase House	Not Applicable: Standalone Property	Not Applicable: Standalone Property	Not Available	55876.6	37.3
UWB Commons Hall (UW2)	Not Applicable: Standalone Property	Not Applicable: Standalone Property	Not Available	3679520.4	60.8
UWB Cottonwood Hall	Not Applicable: Standalone Property	Not Applicable: Standalone Property	87	323838.9	35.9
UWB Discovery Hall (UW3)	Not Applicable: Standalone Property	Not Applicable: Standalone Property	Not Available	7170806.1	96.9
UWB Founders Hall (UW1)	Not Applicable: Standalone Property	Not Applicable: Standalone Property	Not Available	6611502.9	56.3
UWB Hawthorne Hall	Not Applicable: Standalone Property	Not Applicable: Standalone Property	Not Available	166944.6	37
UWB Husky Hall	Not Applicable: Standalone Property	Not Applicable: Standalone Property	Not Available	867621.1	31.1
UWB Library (LB1/LBA)	Not Applicable: Standalone Property	Not Applicable: Standalone Property	Not Available	4921165.9	46.7
UWB Oak Hall	Not Applicable: Standalone Property	Not Applicable: Standalone Property	59	422529.6	44.8
UWB Pine Hall	Not Applicable: Standalone Property	Not Applicable: Standalone Property	72	366092	38.8
UWB Sarah Simonds Green Conservatory	Not Applicable: Standalone Property	Not Applicable: Standalone Property	Not Available	281192.1	131.4
UWB Spruce Hall	Not Applicable: Standalone Property	Not Applicable: Standalone Property	65	381737.1	42.3
UWB Street Lights 1 / Entrance	Not Applicable: Standalone Property	Not Applicable: Standalone Property	Not Available	81486	81486
UWB Truly House	Not Applicable: Standalone Property	Not Applicable: Standalone Property	Not Available	147384.7	73.7
UWB Willow Hall	Not Applicable: Standalone Property	Not Applicable: Standalone Property	57	414991.5	46
UWT Garretson Woodruff Pratt GWP	4146852	UWT Campus	Not Available	10695100.7	225
UWT Laborers Hall	4146852	UWT Campus	Not Available	114	0
UWT Science Bldg	4146852	UWT Campus	Not Available	3762595.7	65.6
WDFW B012 Lacey Construction Shop (B012-S1)	Not Applicable: Standalone Property	Not Applicable: Standalone Property	38	1365597.4	49.1
WSP D1 (LEASED) Olympia Aviation	Not Applicable: Standalone Property	Not Applicable: Standalone Property	Not Available	217439.1	20.1
WSP D1 Thomas Neff Industrial Center - CAMPUS	3963262	WSP D1 Thomas Neff Industrial Center - CAMPUS	Not Available	5296742.4	75.8

WSP D2 Bellevue HQ Campus	Not Applicable: Standalone Property	Not Applicable: Standalone Property	Not Available	6612232.7	347.2
WSP D2 Fire Training Academy Campus	4202619	WSP D2 Fire Training Academy Campus	Not Available	2583994.4	34.8
WSP D3 Yakima District HQ Building	3614700	WSP D3 Yakima District HQ Campus	5	3029332	127.5
WSP D5 Vancouver Crime Lab	Not Applicable: Standalone Property	Not Applicable: Standalone Property	Not Available	2624768.4	74.2
WSP D6 Wenatchee District HQ	4584782	WSP D6 WENATCHEE HQ (CAMPUS)	6	1480241.3	94.3
WSP D6 WENATCHEE HQ (CAMPUS)	4584782	WSP D6 WENATCHEE HQ (CAMPUS)	Not Available	1480241.3	113.9
WSP D8 Bremerton HQ- CAMPUS	4202618	WSP D8 Bremerton HQ- CAMPUS	Not Available	1657686.1	152.5
WSU Pullman 0000 Balance of Campus	3616151	WSU Pullman	Not Available	320131166.6	349.7
WSU Pullman 0031 President Residence	3616151	WSU Pullman	Not Available	0	0
WSU Pullman 0042 Olympia Avenue Student Housing	3616151	WSU Pullman	100	615100	7.8
WSU Pullman 0060 - WSU Incinerator	3616151	WSU Pullman	Not Available	2409599.8	414.6
WSU Pullman 0063 - COMPTON UNION BUILDING	3616151	WSU Pullman	Not Available	376100	1.5
WSU Pullman 0066M - Markley Services Project Storage	3616151	WSU Pullman	Not Available	444300	98.7
WSU Pullman 0074 Dodgen Research	3616151	WSU Pullman	Not Available	4600599.9	190.6
WSU Pullman 0103A Farm Services Shop	3616151	WSU Pullman	Not Available	278900	64.6
WSU Pullman 0118 Greenhouse	3616151	WSU Pullman	Not Available	651000	141.3
WSU Pullman 0120 Carver Farm	3616151	WSU Pullman	Not Available	787001.7	35.7

WSU Pullman 0120F Carver Farm Fish Vivaria Building	3616151	WSU Pullman	Not Available	678800	77.1
WSU Pullman 0120L Vet Teaching Barn	3616151	WSU Pullman	Not Available	905139.4	52.7
WSU Pullman 0121B Tukey Support	3616151	WSU Pullman	Not Available	0	0
WSU Pullman 0121C - Tukey Hort Post Harvest Bldg	3616151	WSU Pullman	Not Available	147500	83.8
WSU PULLMAN 0199E Vet Quarantine Facility E	3616151	WSU Pullman	Not Available	0	0
WSU Spokane	3615178	WSU Spokane	Not Available	226389214.2	305.5
WSU Spokane Academic Center	3615178	WSU Spokane	Not Available	7008015.7	64.8
WSU Spokane - Gleason Institute	Not Applicable: Standalone Property	Not Applicable: Standalone Property	Not Available	292447.9	68.6
WSU Spokane Health Education and Research Bldg	3615178	WSU Spokane	Not Available	12575568.7	208.9
WSU Spokane BioMedical Center	Not Applicable: Standalone Property	Not Applicable: Standalone Property	Not Available	40721794	278.5
WSU Spokane Center for Clinical Research and Simulation	3615178	WSU Spokane	Not Available	2396914.2	37.6
WSU Spokane College of Nursing	3615178	WSU Spokane	Not Available	5224200.9	59.7
WSU Spokane Eastern Washington Center	3615178	WSU Spokane	Not Available	9009168.7	75.3
WSU Spokane Health Sciences Building	3615178	WSU Spokane	Not Available	17148712.8	117.8
WSU Spokane Teaching Health Clinic	3615178	WSU Spokane	Not Available	2821932.8	61.9
WSU Spokane Vet Clinic	3615178	WSU Spokane	Not Available	658474.6	64.9
WVC MAIN CAMPUS	3615227	WVC MAIN CAMPUS	Not Available	24145236.2	94.6
WVC Main Campus Central WA Univ	3615227	WVC MAIN CAMPUS	Not Available	360540.4	47

WVC Main Campus Eller/Fox	3615227	WVC MAIN CAMPUS	Not Available	1266818.7	78.2
WVC Main Campus Facilities	3615227	WVC MAIN CAMPUS	Not Available	384281.6	52.4
WVC Main Campus Grey House	Not Applicable: Standalone Property	Not Applicable: Standalone Property	Not Available	51168.6	34.1
WVC Main Campus Gym	3615227	WVC MAIN CAMPUS	Not Available	1895363.3	73.2
WVC Main Campus Indus. Tech.	3615227	WVC MAIN CAMPUS	Not Available	473079.4	56.1
WVC MAIN CAMPUS MUSIC AND ARTS CENTER	3615227	WVC MAIN CAMPUS	Not Available	1677070.9	60.6
WVC Main Campus Residence Hall	3615227	WVC MAIN CAMPUS	Not Available	759026.8	48.3
WVC Main Campus Van Tassell	3615227	WVC MAIN CAMPUS	Not Available	1519847.4	61.7
WVC Main Campus Wells	3615227	WVC MAIN CAMPUS	Not Available	2223111.1	54.9
WVC Main Campus Wenatchi Hall	3615227	WVC MAIN CAMPUS	Not Available	6051268.8	73.8
WVC Main Elliot Street House	Not Applicable: Standalone Property	Not Applicable: Standalone Property	Not Available	78886.8	52.6
WVC NORTH CAMPUS	3911177	WVC NORTH CAMPUS	Not Available	1420394	48.6
WWU Administrative Services	Not Applicable: Standalone Property	Not Applicable: Standalone Property	Not Available	2488438.4	82.9
WWU Alumni House	Not Applicable: Standalone Property	Not Applicable: Standalone Property	Not Available	161842.9	61.7
WWU Archives	Not Applicable: Standalone Property	Not Applicable: Standalone Property	Not Available	1419116	75.6
WWU Arntzen Hall	5019267	WWU MAIN CAMPUS	Not Available	4665851.3	47.4
WWU Biology	5019267	WWU MAIN CAMPUS	Not Available	12438061.5	153.3
WWU Birnam Wood	Not Applicable: Standalone Property	Not Applicable: Standalone Property	82	7656884.5	63
WWU Bond Hall	5019267	WWU MAIN CAMPUS	Not Available	5080482.4	56.7
WWU Bookstore	5019267	WWU MAIN CAMPUS	Not Available	89720	5
WWU Buchann Tower	5019267	WWU MAIN CAMPUS	41	9371654	92.7
WWU Campus Services	5019267	WWU MAIN CAMPUS	Not Available	2813805.8	81.1
WWU Chemistry	5019267	WWU MAIN CAMPUS	Not Available	19566552.7	269.6
WWU College Hall	5019267	WWU MAIN CAMPUS	Not Available	1413738	42.9
WWU Commissary	5019267	WWU MAIN CAMPUS	22	2059869.2	55.5

WWU Communications	5019267	WWU MAIN CAMPUS	Not Available	8270413.4	63
WWU Edens Hall	5019267	WWU MAIN CAMPUS	91	1982100.3	38.5
WWU Edens North	5019267	WWU MAIN CAMPUS	58	2185843.4	82.7
WWU Engineering Technology	5019267	WWU MAIN CAMPUS	Not Available	6451044.8	83.1
WWU Fairhaven College	5019267	WWU MAIN CAMPUS	Not Available	1830329.9	106.9
WWU Fairhaven Commons	5019267	WWU MAIN CAMPUS	Not Available	3256510.6	94.6
WWU Fairhaven Towers	5019267	WWU MAIN CAMPUS	84	8230341.2	59.6
WWU Fine Arts	5019267	WWU MAIN CAMPUS	Not Available	9193873.8	122.8
WWU Haggard Hall	5019267	WWU MAIN CAMPUS	Not Available	4535096.8	42
WWU Higginson Hall	5019267	WWU MAIN CAMPUS	90	2207029.3	46.7
WWU High St Hall	5019267	WWU MAIN CAMPUS	Not Available	597230.7	60.2
WWU Highland Hall	5019267	WWU MAIN CAMPUS	100	21737.9	1.4
WWU Humanities	5019267	WWU MAIN CAMPUS	Not Available	1949351.1	41.6
WWU Marine Center	Not Applicable: Standalone Property	Not Applicable: Standalone Property	Not Available	3548686	93.6
WWU Mathes Hall	5019267	WWU MAIN CAMPUS	84	4050594.9	53.7
WWU Miller Hall	5019267	WWU MAIN CAMPUS	Not Available	5004608.5	37.6
WWU Nash Hall	5019267	WWU MAIN CAMPUS	99	1804109.5	23.5
WWU Old Main	5019267	WWU MAIN CAMPUS	Not Available	5383760	37
WWU Parks Hall	5019267	WWU MAIN CAMPUS	Not Available	2142506.5	38.2
WWU Performing Arts	5019267	WWU MAIN CAMPUS	Not Available	6381083.7	47.4
WWU Physical Plant	Not Applicable: Standalone Property	Not Applicable: Standalone Property	Not Available	2437134.5	63.3
WWU Ridgeway Alpha	5019267	WWU MAIN CAMPUS	100	417229.2	19.8
WWU Ridgeway Beta	5019267	WWU MAIN CAMPUS	94	976468.2	27.2
WWU Ridgeway Commons	5019267	WWU MAIN CAMPUS	Not Available	4598489.9	140
WWU Ridgeway Delta	5019267	WWU MAIN CAMPUS	98	525376.8	23.3
WWU Ridgeway Gamma	5019267	WWU MAIN CAMPUS	100	776460.1	20.2
WWU Ridgeway Kappa	5019267	WWU MAIN CAMPUS	98	1057966.4	21.8
WWU Ridgeway Omega	5019267	WWU MAIN CAMPUS	100	428809.8	20.7
WWU Ridgeway Sigma	5019267	WWU MAIN CAMPUS	95	540115.2	26.4
WWU Science Lecture	5019267	WWU MAIN CAMPUS	Not Available	1935522.6	48.2

WWU Student Rec Center	5019267	WWU MAIN CAMPUS	Not Available	9530034.4	96.9
WWU Viking Commons	5019267	WWU MAIN CAMPUS	Not Available	5038916.8	163.9
WWU Viking Union	5019267	WWU MAIN CAMPUS	Not Available	10044694.1	153.7
WWU Wilson Library	5019267	WWU MAIN CAMPUS	Not Available	5812308.5	41.3
YVC Grandview Campus	Not Applicable: Standalone Property	Not Applicable: Standalone Property	Not Available	4640152.7	66.3
YVC Main Campus	4594217	YVC Main Campus	Not Available	50903096.1	78.3
YVC Sunnyside Campus	Not Applicable: Standalone Property	Not Applicable: Standalone Property	Not Available	321163.1	81.5
YVC Toppenish Learning Center	Not Applicable: Standalone Property	Not Applicable: Standalone Property	Not Available	277073.7	28.1