



BY THE NUMBERS 2021-2022

GIRLSTART
AFTER SCHOOL


2,262
GIRLS

83

SCHOOLS

22

DISTRICTS



GIRLSTART
SUMMER CAMP

744
GIRLS

36

CAMPS

22

LOCATIONS

6

STATES



COMMUNITY
STEM

*IN PERSON & VIRTUAL

11,158
SERVED

71
EVENTS

GIRLS IN STEM
CONFERENCE

AUSTIN

199 GIRLS

133 PRESENTERS
AND
VOLUNTEERS

612

VOLUNTEERS

2,780

INSPIRATIONAL NOTE CARDS
WRITTEN BY VOLUNTEERS

136

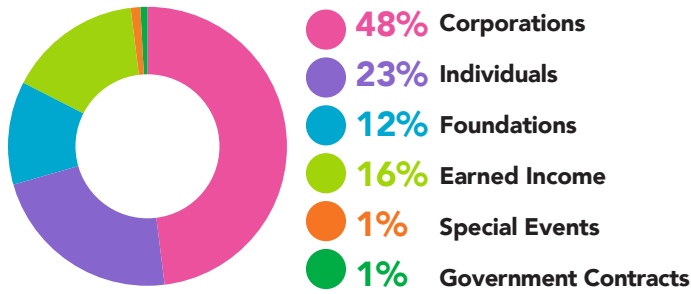
GUEST SPEAKERS



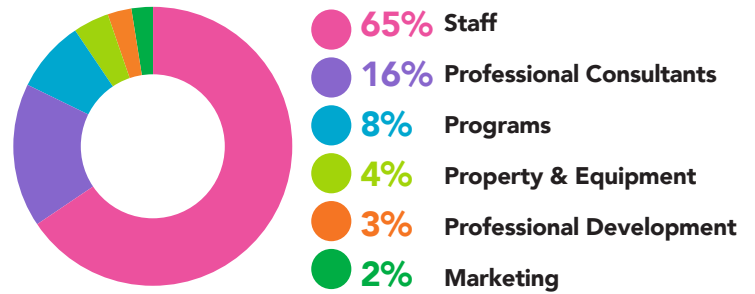
**STEM
CREW
146**

* STATS FROM AUGUST '21 - AUGUST '22

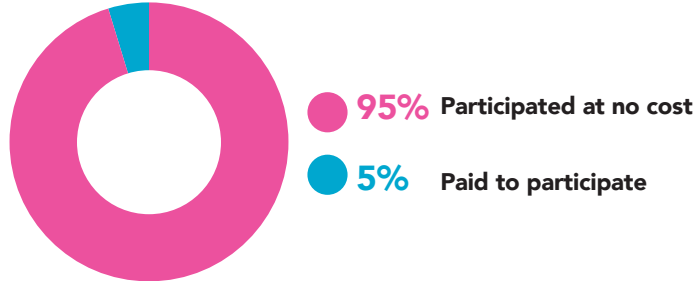
2022 REVENUE \$2.3M



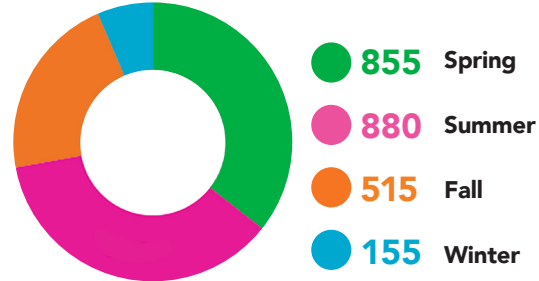
2022 EXPENSES \$2.3M



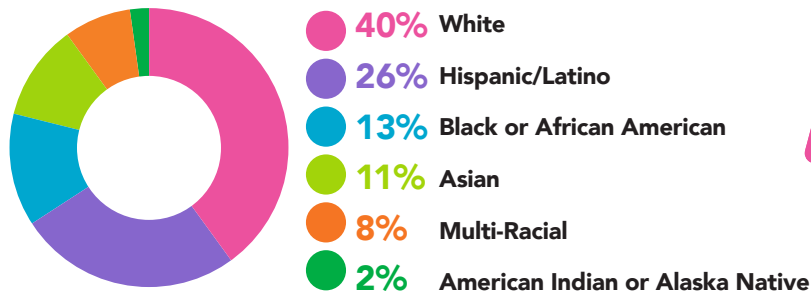
COST TO PARTICIPANTS




VOLUNTEER HOURS



PARTICIPANT RACE/ETHNICITY



OUR PEOPLE



"Girlstart inspired me to be brave and realize that women can do anything."

GIRLSTART.ORG

* All stats above are based on calendar year 2022 | Race demographics are not collected for Community STEM events; this annual average reflects After School and Summer Camp participants.