




# Doing Business 2014

Understanding Regulations for Small  
and Medium-Size Enterprises



Comparing Business Regulations for Domestic Firms in 189 Economies

11<sup>TH</sup> EDITION

*A World Bank Group Corporate Flagship*

© 2013 International Bank for Reconstruction and Development/The World Bank  
1818 H Street NW, Washington, DC 20433  
Telephone: 202-473-1000; Internet: [www.worldbank.org](http://www.worldbank.org)

Some rights reserved  
1 2 3 4 15 14 13 12

A copublication of The World Bank and the International Finance Corporation.

This work is a product of the staff of The World Bank with external contributions. Note that The World Bank does not necessarily own each component of the content included in the work. The World Bank therefore does not warrant that the use of the content contained in the work will not infringe on the rights of third parties. The risk of claims resulting from such infringement rests solely with you.

The findings, interpretations, and conclusions expressed in this work do not necessarily reflect the views of The World Bank, its Board of Executive Directors, or the governments they represent. The World Bank does not guarantee the accuracy of the data included in this work. The boundaries, colors, denominations, and other information shown on any map in this work do not imply any judgment on the part of The World Bank concerning the legal status of any territory or the endorsement or acceptance of such boundaries.

Nothing herein shall constitute or be considered to be a limitation upon or waiver of the privileges and immunities of The World Bank, all of which are specifically reserved.

#### Rights and Permissions



This work is available under the Creative Commons Attribution 3.0 Unported license (CC BY 3.0) <http://creativecommons.org/licenses/by/3.0>. Under the Creative Commons Attribution license, you are free to copy, distribute, transmit, and adapt this work, including for commercial purposes, under the following conditions:

**Attribution**—Please cite the work as follows: World Bank. 2013. *Doing Business 2014: Understanding Regulations for Small and Medium-Size Enterprises*. Washington, DC: World Bank Group. DOI: 10.1596/978-0-8213-9984-2. License: Creative Commons Attribution CC BY 3.0

**Translations**—If you create a translation of this work, please add the following disclaimer along with the attribution: *This translation was not created by The World Bank and should not be considered an official World Bank translation. The World Bank shall not be liable for any content or error in this translation.*

All queries on rights and licenses should be addressed to World Bank Publications, The World Bank Group, 1818 H Street NW, Washington, DC 20433, USA; fax: 202-522-2625; e-mail: [pubrights@worldbank.org](mailto:pubrights@worldbank.org).

Additional copies of all 11 editions of *Doing Business* may be purchased at [www.doingbusiness.org](http://www.doingbusiness.org).

ISBN (paper): 978-0-8213-9984-2  
ISBN (electronic): 978-0-8213-9983-5  
DOI: 10.1596/978-0-8213-9984-2

Cover design: The Word Express



# Doing Business 2014

## Understanding Regulations for Small and Medium-Size Enterprises

Comparing Business Regulations for Domestic Firms in 189 Economies

*A World Bank Group Corporate Flagship*



# Resources on the *Doing Business* website

## **Current features**

News on the *Doing Business* project  
<http://www.doingbusiness.org>

## **Rankings**

How economies rank—from 1 to 189  
<http://www.doingbusiness.org/rankings>

## **Data**

All the data for 189 economies—topic rankings, indicator values, lists of regulatory procedures and details underlying indicators  
<http://www.doingbusiness.org/data>

## **Reports**

Access to *Doing Business* reports as well as subnational and regional reports, reform case studies and customized economy and regional profiles  
<http://www.doingbusiness.org/reports>

## **Methodology**

The methodologies and research papers underlying *Doing Business*  
<http://www.doingbusiness.org/methodology>

## **Research**

Abstracts of papers on *Doing Business* topics and related policy issues  
<http://www.doingbusiness.org/research>

## ***Doing Business* reforms**

Short summaries of DB2014 business regulation reforms, lists of reforms since DB2008 and a ranking simulation tool  
<http://www.doingbusiness.org/reforms>

## **Historical data**

Customized data sets since DB2004  
<http://www.doingbusiness.org/custom-query>

## **Law library**

Online collection of business laws and regulations relating to business and gender issues  
<http://www.doingbusiness.org/law-library>  
<http://wbl.worldbank.org>

## **Contributors**

More than 10,200 specialists in 189 economies who participate in *Doing Business*  
<http://www.doingbusiness.org/contributors/doing-business>

## **Entrepreneurship data**

Data on business density (number of newly registered companies per 1,000 working-age people) for 139 economies  
<http://www.doingbusiness.org/data/exploretopics/entrepreneurship>

## **Distance to frontier**

Data benchmarking 189 economies to the frontier in regulatory practice  
<http://www.doingbusiness.org/data/distance-to-frontier>


## **Information on good practices**

Showing where the many good practices identified by *Doing Business* have been adopted  
<http://www.doingbusiness.org/data/good-practice>

## ***Doing Business* iPhone App**

*Doing Business at a Glance* presents the full report, rankings and highlights from each indicator for the iPhone, iPad and iPod touch  
<http://www.doingbusiness.org/special-features/iphone>

# Contents



*Doing Business 2014* is the 11th in a series of annual reports investigating the regulations that enhance business activity and those that constrain it. *Doing Business* presents quantitative indicators on business regulations and the protection of property rights that can be compared across 189 economies—from Afghanistan to Zimbabwe—and over time.

Regulations affecting 11 areas of the life of a business are covered: starting a business, dealing with construction permits, getting electricity, registering property, getting credit, protecting investors, paying taxes, trading across borders, enforcing contracts, resolving insolvency and employing workers. The employing workers data are not included in this year's ranking on the ease of doing business.

Data in *Doing Business 2014* are current as of June 1, 2013. The indicators are used to analyze economic outcomes and identify what reforms of business regulation have worked, where and why.

v	<b>Preface</b>
1	<b>Overview</b>
20	<b>About <i>Doing Business</i>: measuring for impact</b>
30	<b>Research on the effects of business regulations</b>

---

## Case studies

41	Why are minimum capital requirements a concern for entrepreneurs?
46	What role should risk-based inspections play in construction?
52	Tackling high electricity connection costs: Trinidad and Tobago's new approach
56	Implementing electronic tax filing and payments in Malaysia
60	Implementing trade single windows in Singapore, Colombia and Azerbaijan
66	Improving court efficiency: the Republic of Korea's e-court experience

---

## Topic notes

72	Starting a business
77	Dealing with construction permits
82	Getting electricity
86	Registering property
90	Getting credit
96	Protecting investors
100	Paying taxes
105	Trading across borders
110	Enforcing contracts
114	Resolving insolvency

---

118	Annex: employing workers
123	References
130	Data notes
155	Ease of doing business and distance to frontier
159	Summaries of <i>Doing Business</i> reforms in 2012/13
173	Country tables
237	Employing workers data
248	Acknowledgments



# Preface

A thriving private sector—with new firms entering the market, creating jobs and developing innovative products—contributes to a more prosperous society. Governments play a crucial role in supporting a dynamic ecosystem for firms. They set the rules that establish and clarify property rights, reduce the cost of resolving disputes and increase the predictability of economic transactions. Without good rules that are evenly enforced, entrepreneurs have a harder time starting and growing the small and medium-size firms that are the engines of growth and job creation for most economies around the world.

*Doing Business 2014* is the 11th in a series of annual reports benchmarking the regulations that affect private sector firms, in particular small and medium-size enterprises. The report presents quantitative indicators on 11 areas of business regulation for 189 economies. Four economies have been added this year—Libya, Myanmar, San Marino and South Sudan. The data are current as of June 2013.

The *Doing Business* project aims to deliver a body of knowledge that will catalyze reforms and help improve the quality of the rules underpinning the activities of the private sector. This matters because in a global economy characterized by constant change and transformation, it makes a difference whether the rules are sensible or excessively burdensome, whether they create perverse incentives or help establish a level playing field, whether they safeguard transparency and encourage adequate levels of competition. To have a tool that allows economies to track progress over time and with respect to each other in the development of the building blocks of a good business environment is crucial for the creation of

a more prosperous world, with increased opportunities for everyone

We have been excited to see a global convergence toward good practices in business regulations. The data show that economies in all regions of the world and of all income levels have made important strides in improving the quality of the rules underpinning private sector activity. This year the findings have been even more encouraging—low-income economies have improved their business regulations at twice the rate that high-income economies have.


These developments support the twin World Bank Group goals of ending extreme poverty and boosting shared prosperity. By providing useful insights into good practices worldwide in business regulations, *Doing Business* helps mobilize policy makers to reduce the cost and complexity of government procedures and to improve the quality of institutions. Such change serves the underprivileged the most—where more firms enter the formal sector, entrepreneurs have a greater chance to grow their businesses and produce jobs, and workers are more likely to enjoy the benefit of regulations such as social protections and safety regulations.

We encourage you to give feedback on the *Doing Business* website (<http://www.doingbusiness.org>) and join the conversation as we shape the project in the years to come to make it a more effective mechanism for better business regulation.

Sincerely,



Sri Mulyani Indrawati  
Managing Director  
World Bank Group







# Overview

Regulation is a reality from the beginning of a firm's life to the end (figure 1.1). Navigating it can be complex and costly. On average around the world, starting a business takes 7 procedures, 25 days and costs 32% of income per capita in fees. But while it takes as little as 1 procedure, half a day and almost nothing in fees in New Zealand, an entrepreneur must wait 208 days in Suriname and 144 in República Bolivariana de Venezuela.

And this is just the tip of the iceberg. Consider what the new firm must go through to complete other transactions at the average level of time and effort required around the world. Preparing, filing and paying the firm's annual taxes could take up another 268 hours of its staff's time. Exporting just one shipment of its final products could take 6 documents, 22 days and more than \$1,500. If the firm needs a simple warehouse, getting the facility ready to start operating could take 26 procedures and 331 days more—to buy the land, register its ownership, build the warehouse and get electricity and other utility connections. Having sorted out these initial formalities, if the firm becomes embroiled in a legal dispute with one of its suppliers or customers, resolving the dispute could mean being stuck in court for 622 days, with costs amounting to 35% of the value of the claim.

To operate and expand, the firm will need financing—from shareholders or from creditors. Raising money in the capital market is easier and less costly where minority shareholders feel protected from self-interested transactions by large shareholders. Good corporate governance rules can provide this kind of protection. But among the 189 economies covered by *Doing Business*, 46 still have only very limited requirements for disclosing majority


shareholders' conflicts of interest—or none at all. This undermines trust in the system, making it less likely that investors will take a minority stake in a firm.

Similarly, creditors need guarantees that their loans will be repaid. Information about potential borrowers and solid legal rights for creditors play an important part in providing those guarantees. Yet institutions providing these are not universal among the 189 economies: 35 have no credit bureau or registry that distributes information about borrowers, and 124 lack a modern collateral registry where a creditor can check whether a movable asset being pledged as collateral has any other liens on it. If despite all efforts the firm ends up insolvent, having institutions in place that enable creditors to recover their assets is also important. On average around the world, creditors recover no more than 35% of their initial loan in case of bankruptcy as measured by *Doing Business*.

In many parts of the world in recent years, *Doing Business* data show that there has been remarkable progress in removing some of the biggest bureaucratic obstacles to private sector activity. Yet small and medium-size enterprises still are subject to burdensome regulations and vague rules that are unevenly applied and that impose inefficiencies on the enterprise sector. This curtails the overall competitiveness of economies and their potential for creating jobs.

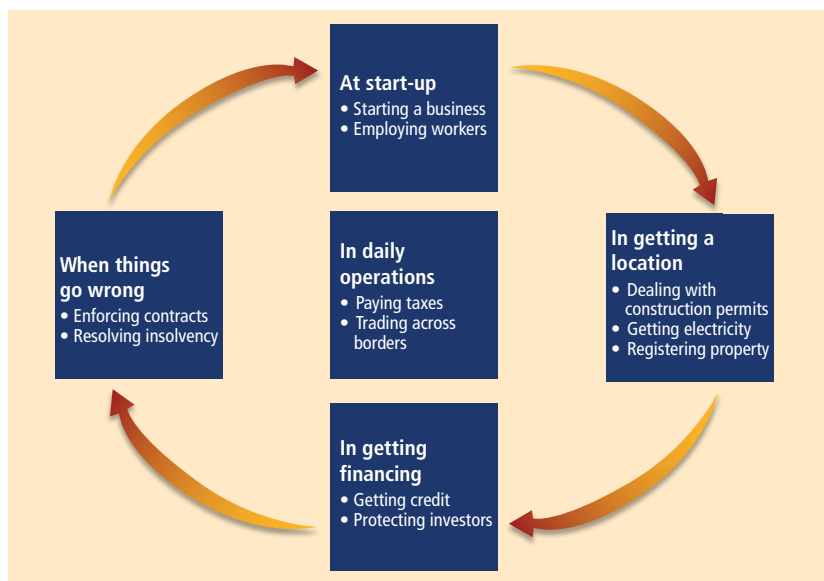
## WHAT DOES *DOING BUSINESS* MEASURE—AND WHO PERFORMS WELL?

Through its indicators *Doing Business* measures and tracks changes in the



- In 2012/13, 114 economies implemented 238 regulatory reforms making it easier to do business—18% more reforms than in the previous year.
- If economies around the world followed the best practice in regulatory processes for starting a business, entrepreneurs would spend 45.4 million fewer days each year satisfying bureaucratic requirements.
- Ukraine, Rwanda, the Russian Federation, the Philippines and Kosovo are among the economies improving the most in 2012/13 in areas tracked by *Doing Business*.
- Reforms reducing the complexity and cost of regulatory processes continue to be the most common. Less than a third of the reforms recorded by *Doing Business* in 2012/13—and in the years since 2009—focused on strengthening legal institutions.
- Sub-Saharan Africa is home to 9 of the 20 economies narrowing the gap with the regulatory frontier the most since 2009. Low-income economies narrowed this gap twice as much as high-income economies did.
- Economies that improve in areas measured by *Doing Business* are on average more likely than others to also implement reforms in other areas—such as governance, health, education and gender equality.
- Economies that perform well on *Doing Business* indicators do not necessarily have smaller governments.

**FIGURE 1.1** Regulations as measured by *Doing Business* affect firms throughout their life cycle



regulations applying to domestic small and medium-size companies, operating in the largest business city of each economy, in 10 areas in their life cycle: starting a business, dealing with construction permits, getting electricity, registering property, getting credit, protecting investors, enforcing contracts and resolving insolvency. The aggregate ranking on the ease of doing business is based on these indicators. *Doing Business* also documents regulations on employing workers, which are not included in the aggregate ranking. In addition, *Doing Business* tracks good practices around the world to provide insights into how governments have improved the regulatory environment in the past in the areas that it measures (see table 1.5 at the end of this overview).

Regulations that protect consumers, shareholders and the public without overburdening firms help create an environment where the private sector can thrive. Sound business regulation requires both efficient procedures and strong institutions that establish transparent and enforceable rules. *Doing Business* measures both these elements: through indicators relating to the strength of legal institutions relevant to business regulation and

through indicators relating to the complexity and cost of regulatory processes. The indicators in the first group measure the strength of the legal and regulatory framework for getting credit, protecting investors, enforcing contracts and resolving insolvency. Those in the second group measure the cost and efficiency of regulatory processes for starting a business, dealing with construction permits, getting electricity, registering property, paying taxes and trading across borders. Based on time-and-motion case studies from the perspective of the business, these indicators measure the procedures, time and cost required to complete a transaction in accordance with the relevant regulations (for a detailed explanation of the *Doing Business* methodology, see the data notes and the chapter “About *Doing Business*”).

*Doing Business* is not about less regulation but about better regulation. Accordingly, some *Doing Business* indicators give a higher score for better and more developed regulation, as the protecting investors indicators do for stricter disclosure requirements for related-party transactions. Other indicators, such as those on dealing with construction permits, automatically assign the lowest score to

economies that have no regulations in the area being measured or do not apply their regulations (considered “no practice” economies), penalizing them for lacking appropriate regulation.

The economies ranking highest on the ease of doing business therefore are not those with no regulation but those whose governments have managed to create a regulatory system that facilitates interactions in the marketplace and protects important public interests without unnecessarily hindering the development of the private sector—in other words, a regulatory system with strong institutions and low transactions costs (table 1.1). These economies all have both a well-developed private sector and a reasonably efficient regulatory system that has managed to strike a sensible balance between the protections that good rules provide and the need to have a dynamic private sector unhindered by excessively burdensome regulations.

## WHERE IS THE REGULATORY GAP WIDER?

To complement the ease of doing business ranking, a relative measure, *Doing Business 2012* introduced the distance to frontier, an absolute measure of business regulatory efficiency. This measure aids in assessing how much the regulatory environment for local entrepreneurs improves in absolute terms over time by showing the distance of each economy to the “frontier,” which represents the best performance by any economy observed on each of the *Doing Business* indicators since 2003 or the year in which data for the indicator were first collected. Because the distance to frontier is an absolute measure, it can be used for comparisons over time. The measure is normalized to range between 0 and 100, with 100 representing the frontier. A higher score indicates a more efficient business environment and stronger legal institutions (for a detailed description of the methodology, see the chapter on the ease of doing business and distance to frontier).

Analysis based on the distance to frontier measure shows that on average across all regions, economies are closest

TABLE 1.1 Rankings on the ease of doing business

Rank	Economy	DB2014 reforms	Rank	Economy	DB2014 reforms	Rank	Economy	DB2014 reforms
1	Singapore	2	64	St. Lucia	0	127	Honduras	0
2	Hong Kong SAR, China	1	65	Italy	3	128	Egypt, Arab Rep.	0
3	New Zealand	1	66	Trinidad and Tobago	1	129	Kenya	0
4	United States	0	67	Ghana	0	130	Bangladesh	1
5	Denmark	0	68	Kyrgyz Republic	0	131	Bosnia and Herzegovina	0
6	Malaysia	3	69	Turkey	3	132	Uganda	1
7	Korea, Rep.	1	70	Azerbaijan	3	133	Yemen, Rep.	0
8	Georgia	1	71	Antigua and Barbuda	0	134	India	0
9	Norway	0	72	Greece	3	135	Ecuador	1
10	United Kingdom	2	73	Romania	3	136	Lesotho	1
11	Australia	1	74	Vanuatu	1	137	Cambodia	0
12	Finland	0	75	Czech Republic	1	138	West Bank and Gaza	1
13	Iceland	1	76	Mongolia	3	139	Mozambique	2
14	Sweden	1	77	Dominica	0	140	Burundi	6
15	Ireland	0	78	Moldova	3	141	Bhutan	2
16	Taiwan, China	0	79	Guatemala	3	142	Sierra Leone	0
17	Lithuania	2	80	Seychelles	0	143	Tajikistan	2
18	Thailand	1	81	San Marino	0	144	Liberia	2
19	Canada	0	82	St. Vincent and the Grenadines	0	145	Tanzania	2
20	Mauritius	3	83	Zambia	1	146	Uzbekistan	6
21	Germany	0	84	Bahamas, The	2	147	Nigeria	0
22	Estonia	1	85	Sri Lanka	4	148	Madagascar	2
23	United Arab Emirates	3	86	Kosovo	3	149	Sudan	0
24	Latvia	4	87	Morocco	3	150	Gambia, The	1
25	Macedonia, FYR	6	88	Uruguay	1	151	Iraq	0
26	Saudi Arabia	0	89	Croatia	5	152	Iran, Islamic Rep.	0
27	Japan	0	90	Albania	1	153	Algeria	0
28	Netherlands	2	91	Barbados	0	154	Burkina Faso	1
29	Switzerland	0	92	Russian Federation	5	155	Mali	0
30	Austria	0	93	Serbia	0	156	Micronesia, Fed. Sts.	0
31	Portugal	1	94	Jamaica	3	157	Togo	3
32	Rwanda	8	95	Maldives	1	158	Comoros	1
33	Slovenia	1	96	China	2	159	Lao PDR	1
34	Chile	1	97	Solomon Islands	0	160	Djibouti	3
35	Israel	2	98	Namibia	0	161	Suriname	2
36	Belgium	0	99	Vietnam	2	162	Bolivia	0
37	Armenia	2	100	Palau	2	163	Gabon	3
38	France	1	101	St. Kitts and Nevis	0	164	Afghanistan	2
39	Cyprus	0	102	Costa Rica	2	165	Syrian Arab Republic	0
40	Puerto Rico (U.S.)	0	103	Malta	1	166	Equatorial Guinea	0
41	South Africa	1	104	Kuwait	1	167	Côte d'Ivoire	4
42	Peru	0	105	Nepal	1	168	Cameroon	0
43	Colombia	2	106	Belize	0	169	São Tomé and Príncipe	0
44	Montenegro	2	107	Grenada	0	170	Zimbabwe	0
45	Poland	2	108	Philippines	3	171	Malawi	1
46	Bahrain	1	109	Paraguay	1	172	Timor-Leste	0
47	Oman	0	110	Pakistan	0	173	Mauritania	1
48	Qatar	1	111	Lebanon	0	174	Benin	2
49	Slovak Republic	0	112	Ukraine	8	175	Guinea	3
50	Kazakhstan	2	113	Papua New Guinea	0	176	Niger	2
51	Tunisia	0	114	Marshall Islands	0	177	Haiti	0
52	Spain	1	115	Guyana	1	178	Senegal	1
53	Mexico	3	116	Brazil	0	179	Angola	0
54	Hungary	0	117	Dominican Republic	0	180	Guinea-Bissau	1
55	Panama	4	118	El Salvador	1	181	Venezuela, RB	1
56	Botswana	1	119	Jordan	0	182	Myanmar	1
57	Tonga	1	120	Indonesia	1	183	Congo, Dem. Rep.	3
58	Bulgaria	0	121	Cape Verde	2	184	Eritrea	0
59	Brunei Darussalam	1	122	Kiribati	0	185	Congo, Rep.	3
60	Luxembourg	0	123	Swaziland	2	186	South Sudan	0
61	Samoa	0	124	Nicaragua	2	187	Libya	0
62	Fiji	0	125	Ethiopia	0	188	Central African Republic	1
63	Belarus	4	126	Argentina	1	189	Chad	1

Note: The rankings for all economies are benchmarked to June 2013 and reported in the country tables. This year's rankings on the ease of doing business are the average of the economy's percentile rankings on the 10 topics included in this year's aggregate ranking. The number of reforms excludes those making it more difficult to do business.

Source: *Doing Business* database.

to the frontier—or best practice—in the area of starting a business. And they are furthest from the frontier on average in resolving insolvency. Starting a business is also the area where all regions are closest together, in line with the evidence on convergence presented later in the overview. Performance in such areas as getting credit, enforcing contracts and resolving insolvency varies considerably across regions.

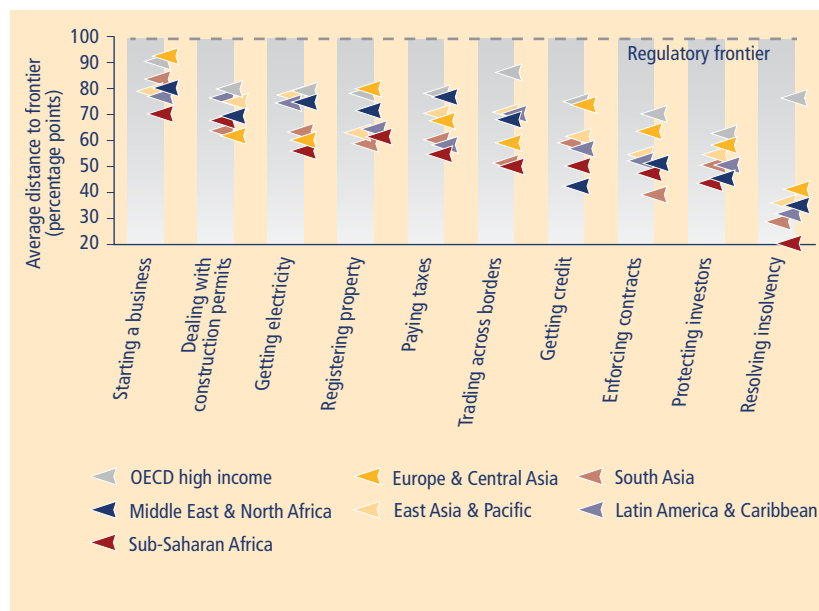
Across most areas measured by *Doing Business*, OECD high-income economies are closer to the frontier on average than those of any other region (figure 1.2). The exceptions are starting a business and registering property, where Europe and Central Asia is slightly ahead. Sub-Saharan African economies are furthest from the frontier on average in 6 of the 10 areas measured by *Doing Business*: starting a business, getting electricity, paying taxes, trading across borders, protecting investors and resolving insolvency

Regional performance varies considerably across the areas measured by *Doing Business*. In several areas Europe and Central Asia has an average performance similar to that of OECD high-income economies. But in dealing with construction permits this region is further from the regulatory frontier than any other. East Asia and the Pacific follows Europe and Central Asia closely in some areas but outperforms that region in dealing with construction permits, getting electricity, paying taxes and trading across borders. Latin America and the Caribbean has a performance remarkably similar to that of East Asia and the Pacific except in paying taxes.

The Middle East and North Africa has a very diverse performance. In some areas, such as paying taxes, it is almost as close to the frontier as OECD high-income economies. In other areas, such as getting credit, the Middle East and North Africa has the lowest performance among regions. South Asia has a gap with the frontier similar to that of Sub-Saharan Africa in most areas, though it substantially outperforms that region in 3 areas—starting a business, resolving insolvency and getting credit.

The distance to frontier measure provides one perspective on variation in

FIGURE 1.2 OECD high-income economies are closest to the frontier in regulatory practice



Source: *Doing Business* database.

performance across areas of regulation measured by *Doing Business*. Rankings of economies in these areas provide another. The ease of doing business ranking is just one number—aggregating an average of more than 300 data points for each economy. Not surprisingly, the full set of rankings and data across *Doing Business* topics for an economy can present a very different picture than the aggregate ranking (figure 1.3). Take Estonia, which stands at 22 in the ease of doing business ranking. Its rankings on individual topics range from 7 in trading across borders to 68 in protecting investors. Japan's lowest 3 rankings (in paying taxes, starting a business and dealing with construction permits) average 117, while its highest 3 (in resolving insolvency, protecting investors and trading across borders) average 13. Japan's ranking on the overall ease of doing business is 27. Three economies added to the *Doing Business* sample this year—Libya, Myanmar and South Sudan—show similar variation across topics (box 1.1).

This variation can point to important regulatory obstacles for firms. An economy may make it easy to start a business, for example. But if getting financing is difficult, the constraints will hamper the

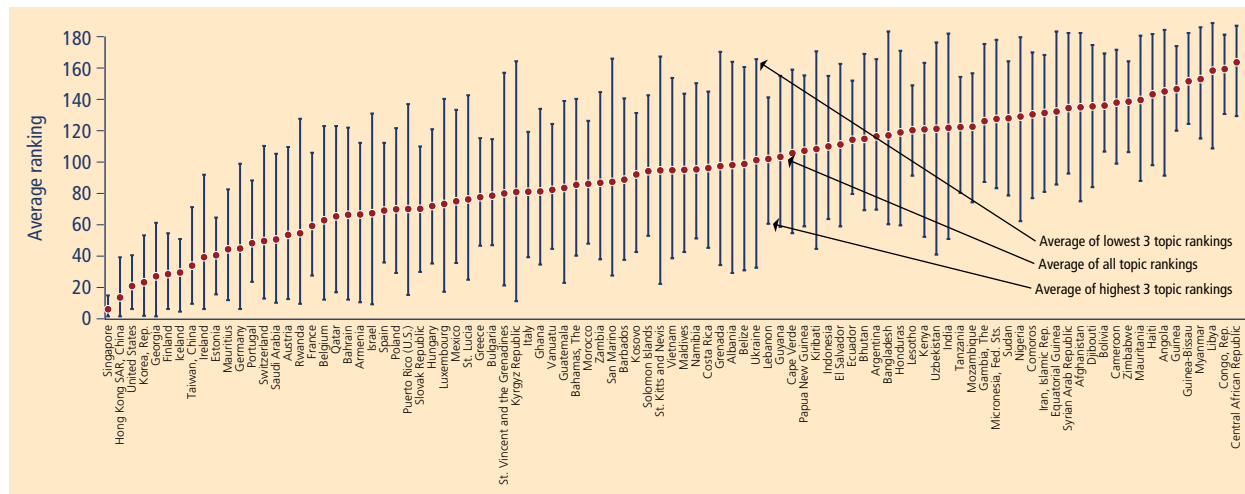
growth of new firms, discouraging entrepreneurship.

## WHAT IS THE BIGGER PICTURE?

*Doing Business* recognizes that the state plays a fundamental role in private sector development. Governments support economic activity by establishing and enforcing rules that clarify property rights and reduce the cost of resolving disputes, that increase the predictability of economic interactions and that provide contractual partners with core protections against abuse. So it is no surprise to find that there is no evidence suggesting that economies that do well on *Doing Business* indicators tend to have governments driven by a “smaller government” philosophy. Indeed, the data suggest otherwise. It is generally the bigger governments (as measured by government consumption expenditure as a percentage of GDP), not the small ones, that tend to provide more of the protections and efficient rules promoted by *Doing Business*.

Economies performing well on *Doing Business* indicators include examples with large governments as well as those

FIGURE 1.3 An economy’s regulatory environment may be more business-friendly in some areas than in others



Note: Rankings reflected are those on the 10 *Doing Business* topics included in this year’s aggregate ranking on the ease of doing business. Figure is illustrative only; it does not include all 189 economies covered by this year’s report. See the country tables for rankings on the ease of doing business and each *Doing Business* topic for all economies.

Source: *Doing Business* database.

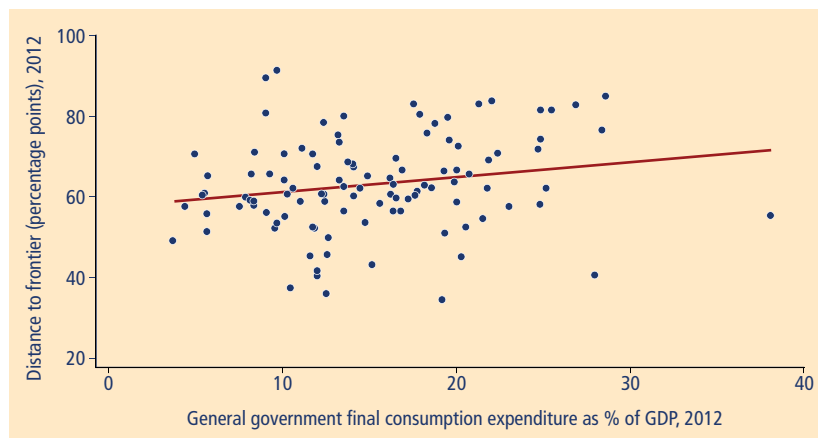
with small ones. Denmark, with among the largest governments in the world, is number 5 in the ease of doing business ranking; the Netherlands, also with one of the largest governments, is number 28. Hong Kong SAR, China, with a relatively small government, is number 2 in the ranking. Economies performing poorly on *Doing Business* indicators also include examples with large and small governments. Zimbabwe, with a large government relative to GDP, ranks at 170; Equatorial Guinea, with a small government, ranks at 166. Nevertheless, on average economies with smaller governments do not perform better on *Doing Business* indicators than those with larger governments (figure 1.4).

Moreover, economies performing well on *Doing Business* indicators are on average more inclusive along at least 2 dimensions. They tend to have smaller informal sectors, meaning that more people have access to the formal market and can benefit from such regulations as social protections and workplace safety regulations (figure 1.5). And they are more likely to have gender equality under the law as measured by the World Bank Group’s *Women, Business and the Law* indicators.<sup>1</sup> These 2 aspects of inclusiveness reflect in part a desire by governments

to more effectively allocate resources. This means not hampering the productivity of formal businesses through overly burdensome rules. And it means not needlessly depriving the economy of the skills and contributions of women. Overall, economies with smarter business regulations are more likely to nurture an environment conducive to greater economic inclusion.

No set of indicators can possibly capture the full complexity of a particular reality—in the case of the *Doing Business* indicators, that faced by entrepreneurs as they go about their activities while attempting to comply with the rules established by government. Having a state-of-the-art business registry has less impact on job creation or private sector investment in an economy if roads are lacking, crime is

FIGURE 1.4 Good performance on *Doing Business* indicators is not associated with smaller governments



Note: The correlation between the distance to frontier and government expenditure is 0.20 and significantly different from zero.

Source: *Doing Business* database; World Bank, World Development Indicators database.

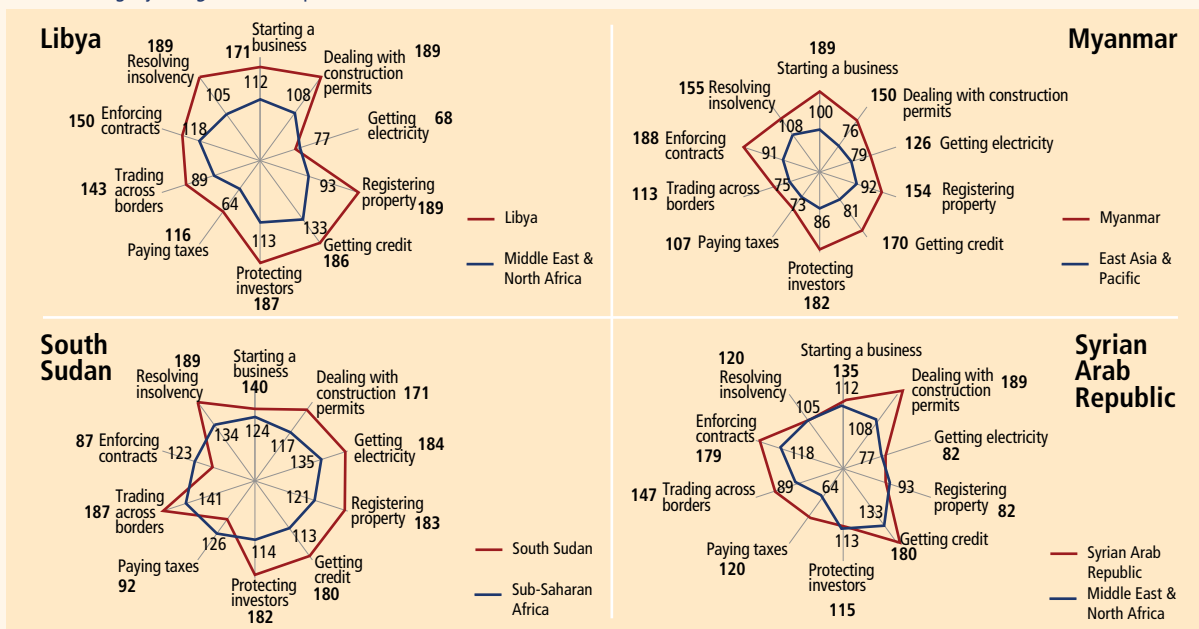
### BOX1.1 The right time to improve business regulations

For the first time, this year's report measures business regulations in Libya, Myanmar and South Sudan, economies that emerged from conflict or are starting to open up to the global economy after years of isolation. This is the right time to improve business regulations. Old laws and regulations still apply in Myanmar, including the Companies Act of 1914, the Code of Civil Procedure of 1908 and the Evidence Act, 1872. In Libya the civil code and the civil and commercial procedure codes all date back to 1953. In South Sudan the challenge is not updating old laws and regulations but creating new ones from scratch. This process takes time. Yet since independence in 2011, South Sudan has passed a company law, tax law and insolvency law.

*Doing Business* provides baseline data that can help inform policy makers designing laws and their implementation. Data in this year's report show that these 3 economies rank among the bottom 10 on the ease of doing business. Although their performance varies somewhat across *Doing Business* topics, the data consistently show that these economies have complex and costly regulatory procedures and weak institutions relevant to business regulation (see figure). But in all 3 economies new laws are under discussion that may affect future editions of the *Doing Business* data. *Doing Business* will continue to measure and monitor potential improvements.

#### There are many areas for regulatory improvement in fragile and conflict-affected states

Global ranking, by *Doing Business* topic



Note: Numbers are economy and regional average rankings, with 1 denoting the highest ranking on a topic and 189 the lowest.

Source: *Doing Business* database.

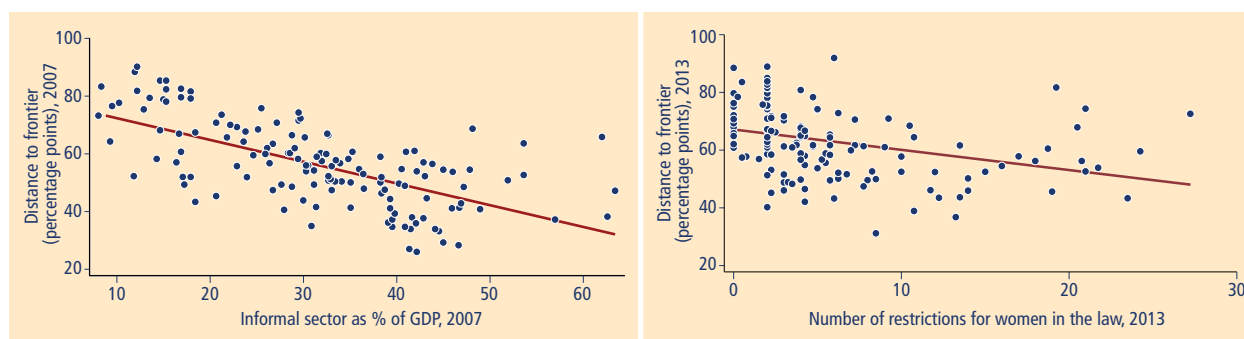
In economies affected by conflict, reforming business regulations is almost always a difficult task—even as firms often face increasing challenges in the business regulatory environment. Civil strife, a substantial weakening in the state's ability to enforce the law and other characteristics of conflict-affected states often bring about a substantial worsening of the conditions in which the private sector operates. The Syrian Arab Republic was the economy that showed the greatest deterioration in 2012/13 in the areas measured by *Doing Business*. The time and cost associated with trading across borders increased substantially, for example, and no building permits are being issued in Damascus, making it impossible to legally build new construction.

Yet there is encouraging news from other fragile and conflict-affected states. A recently published report, *Doing Business in the g7+ 2013*, shows that all economies in the g7+ group have improved their business regulatory environment since 2005, narrowing the gap with the best performance observed globally by *Doing Business*.<sup>a</sup> Sierra Leone, Burundi, Guinea-Bissau, Timor-Leste, Côte d'Ivoire, Togo and the Solomon Islands are all among the 50 economies making the biggest improvements between 2005 and 2012.

a. A special report, *Doing Business in the g7+ 2013* compares business regulations in economies of the g7+ group: Afghanistan, Burundi, the Central African Republic, Chad, the Comoros, the Democratic Republic of Congo, Côte d'Ivoire, Guinea, Guinea-Bissau, Haiti, Liberia, Papua New Guinea, Sierra Leone, the Solomon Islands, South Sudan, Timor-Leste and Togo. The g7+ group is a country-owned and country-led global mechanism established in April 2010 to monitor, report and draw attention to the unique challenges faced by fragile states.



**FIGURE 1.5** Good performers on *Doing Business* indicators are likely to be more inclusive—with a smaller informal sector and greater gender equality under the law



Note: The correlation between the distance to frontier and the size of the informal sector is  $-0.65$ . The correlation between the distance to frontier and the number of restrictions for women in the law is  $-0.34$ . Both relationships are significant at the 1% level after controlling for income per capita. The number of restrictions for women in the law refers to those measured by *Women, Business and the Law*, a data set capturing 47 legal restrictions on women's employment and entrepreneurship.

Source: *Doing Business* database; Schneider, Buehn and Montenegro 2010; World Bank Group, *Women, Business and the Law* database.

rampant and state capture or corruption is the norm. To understand the challenges faced by businesses, the *Doing Business* rankings and underlying data therefore need to be used in conjunction with other information. Of course, sound business regulations are not the only thing on which a thriving business environment depends. Other areas beyond the focus of *Doing Business* are also important—including stable macroeconomic policy, a well-educated workforce and well-developed infrastructure, just to name a few.

## WHAT GAINS WERE ACHIEVED IN 2012/13?

Reforming in any area of government policy is a challenge. Business regulation is no exception. Implementing regulatory changes often requires agreement among multiple agencies in a government. Consider a one-stop shop for business registration. Creating one involves coordination across the business registry, the statistical office, the municipal tax office and the state tax office, to name just a few. But 96 economies have nevertheless done so.

Governments undertake such reforms because reducing the complexity and cost of regulatory processes or strengthening legal institutions relevant to business regulation brings many benefits. Governments benefit from cost savings because the new systems often are easier to maintain (though setting up a new system involves

an initial fixed cost). Firms benefit from more streamlined and less costly processes or more reliable institutions. And economies as a whole benefit from new firm start-ups, more jobs, growth in trade and greater overall economic dynamism (see the chapter on research on the effects of business regulations).

In 2012/13 such efforts continued around the world: 114 economies implemented 238 regulatory reforms making it easier to do business, about 18% more reforms than in the previous year. This is the second highest number of reforms implemented in a year since the financial crisis of 2009.

### Inroads in reducing formalities

The results of these reforms are tangible. They can be quantified by adding up all the regulatory procedures, payments and documents required for a small to medium-size firm to complete a set of transactions—such as to start a business, register property and so on—in every economy covered by *Doing Business*. In 2012 such formalities would have come to a total of 21,272 and taken 248,745 days to complete (table 1.2). Thanks to the regulatory reforms undertaken in 2012/13, this regulatory maze now contains about 300 (1.3%) fewer formalities than in 2012.<sup>2</sup> Compared with 2005, the first year in which data for 9 of the 10 *Doing Business* indicator sets were first collected, the number of formalities has fallen

by about 2,400 (11%) and the time by about 40,000 days.

These calculations are for a hypothetical case taking 1 firm through all procedures measured by *Doing Business* in every economy covered. But some economies are much larger than others, and in these economies the burden of poor regulation affects a larger number of firms. In the 107 economies covered by both *Doing Business* and the World Bank's Entrepreneurship Database, an estimated 3.1 million limited liability companies were newly registered in 2012 alone.<sup>3</sup> Assuming that they followed the rules and regulations for company incorporation in their home economy as measured by *Doing Business*, these 3.1 million firms together dealt with 18.7 million different procedures and spent 46.9 million days to get incorporated. But if all 107 economies followed best practice in regulatory processes for starting a business, these new firms would have had to spend only 1.5 million days dealing with the local bureaucracy, leaving them a greater share of their time and entrepreneurial energy to devote to their new business. In other words, because not all economies followed best practice, entrepreneurs spent an extra 45.4 million days satisfying bureaucratic requirements.

### Patterns across regions

Patterns of regulatory reform vary across regions. In 2012/13 South Asia had the largest share of economies (75%) with

**TABLE 1.2 Total formalities, time and cost to complete one transaction in every economy**

	2012	2013	Savings
<b>Starting a business</b>			
Procedures (number)	1,393	1,335	58
Time (days)	5,590	4,700	890
Cost (US\$)	203,765	201,648	2,117
Minimum capital (US\$)	523,148	480,337	42,811
<b>Dealing with construction permits</b>			
Procedures (number)	2,865	2,777	88
Time (days)	33,532	31,951	1,581
Cost (US\$)	2,773,595	2,570,251	203,344
<b>Getting electricity</b>			
Procedures (number)	1,010	1,002	8
Time (days)	20,651	20,625	26
Cost (US\$)	5,640,846	5,506,263	134,583
<b>Registering property</b>			
Procedures (number)	1,105	1,090	15
Time (days)	10,082	9,488	594
Cost (US\$)	5,476,360	5,543,489	-67,129
<b>Paying taxes</b>			
Payments (number per year)	5,141	5,046	95
Time (hours per year)	50,804	50,607	197
<b>Trading across borders</b>			
Documents to export (number)	1,174	1,175	-1
Time to export (days)	4,171	4,132	39
Cost to export (US\$ per container)	278,546	286,385	-7,839
Documents to import (number)	1,372	1,369	3
Time to import (days)	4,702	4,661	41
Cost to import (US\$ per container)	334,393	344,573	-10,180
<b>Enforcing contracts</b>			
Procedures (number)	7,212	7,207	5
Time (days)	117,847	117,489	358
<b>Resolving insolvency</b>			
Time (years)	460	454	6
	<b>2012</b>	<b>2013</b>	<b>Total savings</b>
<b>Total formalities (number)</b>	21,272	21,001	271
<b>Total time (days)</b>	248,745	243,283	5,462
<b>Total cost (US\$)</b>	15,230,653	14,932,946	297,707

Source: *Doing Business* database.

regulatory reforms in at least 1 area measured by *Doing Business*.<sup>4</sup> Europe and Central Asia, continuing its steady pace of regulatory reform, had the second largest share (73%), closely followed by Sub-Saharan Africa (66%). In East Asia and the Pacific 60% of economies had at least 1 regulatory reform, while in Latin America and the Caribbean only 53% did. The Middle East and North Africa had the smallest share of economies implementing regulatory reforms in at least 1 area (40%), a development that is partly linked to the current political turmoil in the region.

As in previous years, reforms aimed at reducing the complexity and cost of regulatory processes were more common around the world than those focused on strengthening legal institutions relevant to business regulation (figure 1.6). In South Asia, for example, 75% of economies implemented at least 1 reform reducing regulatory complexity and cost, while only 25% had at least 1 aimed at strengthening legal institutions. The pattern is similar across all other regions except East Asia and the Pacific.

### WHO IMPROVED THE MOST IN 2012/13?

In 2012/13, 29 economies implemented in net 3 or more reforms improving their business regulatory systems or related institutions as measured by *Doing Business*. These 29 include economies from all income groups: high income (5), upper middle income (9), lower middle income (12) and low income (3). And they include economies from all regions.

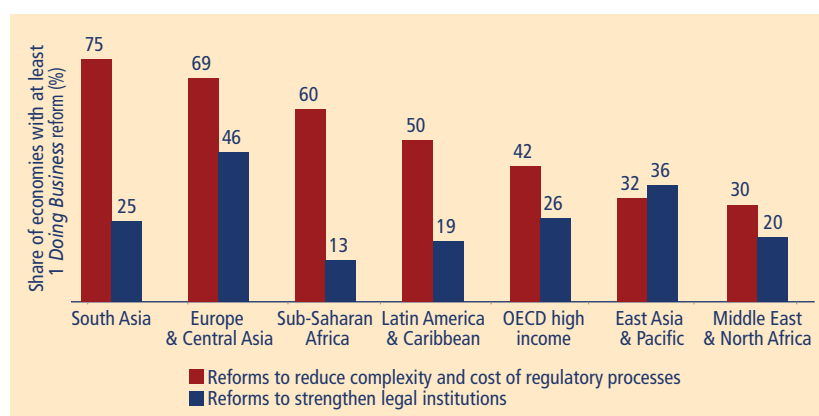
Among the 29 economies, 10 stand out as having narrowed the distance to frontier the most: Ukraine, Rwanda, the Russian Federation, the Philippines, Kosovo, Djibouti, Côte d'Ivoire, Burundi, the former Yugoslav Republic of Macedonia and Guatemala (table 1.3). Five of these—Burundi, Guatemala, FYR Macedonia, Rwanda and Ukraine—have placed among the economies improving the most in previous years. Together, 10 economies implemented 49 reforms making it easier to do business in 2012/13. Of these reforms, 38 were aimed at reducing the complexity and cost of regulatory processes and 11 at strengthening legal institutions.



Ukraine was the top improver in 2012/13, implementing reforms in 8 of the 10 areas measured by *Doing Business*. Ukraine made starting a business easier by eliminating a separate procedure for registration with the statistical office and abolishing the fee for value added tax registration. It made dealing with construction permits easier by instituting a risk-based approval system that streamlined procedures for simpler buildings with fewer risk factors. And an amendment to the property rights law simplifying the process for registering ownership rights to real estate made both dealing with construction permits and registering property easier.

In addition, Ukraine's private credit bureau (IBCH) began collecting data on firms from banks, expanding the information available to creditors and debtors. The introduction of simpler forms for value added tax and the unified social contribution reduced the time required for tax compliance. The implementation of the new customs code reduced the time to

FIGURE 1.6 Reforms reducing regulatory complexity and cost continued to be more common in 2012/13



Note: Reforms to reduce the complexity and cost of regulatory processes are those in the areas of starting a business, dealing with construction permits, getting electricity, registering property, paying taxes and trading across borders. Reforms to strengthen legal institutions are those in the areas of getting credit, protecting investors, enforcing contracts and resolving insolvency.

Source: *Doing Business* database.

export and import. And an amendment to the bankruptcy law made resolving insolvency easier.

Dealing with construction permits was the most common area of regulatory reform among the top improvers. Nine

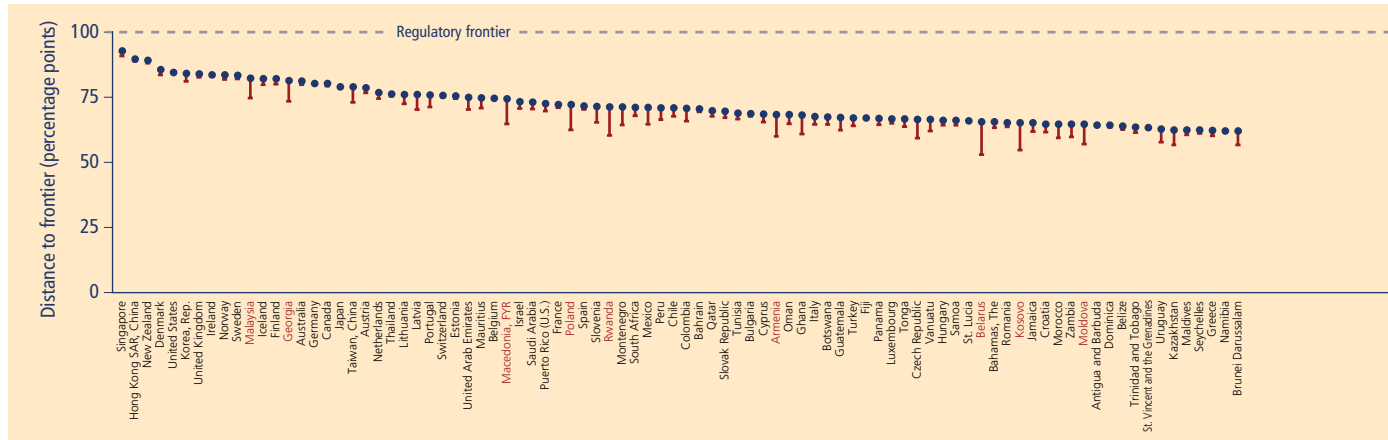
TABLE 1.3 The 10 economies improving the most across 3 or more areas measured by *Doing Business* in 2012/13

		Reforms making it easier to do business										
	Ease of doing business rank	Starting a business	Dealing with construction permits	Getting electricity	Registering property	Getting credit	Protecting investors	Paying taxes	Trading across borders	Enforcing contracts	Resolving insolvency	
1	Ukraine	112	✓	✓	✓	✓	✓	✓	✓	✓	✓	
2	Rwanda	32	✓	✓		✓	✓	✓	✓	✓	✓	
3	Russian Federation	92	✓	✓	✓	✓			✓			
4	Philippines	108		✓			✓		✓			
5	Kosovo	86	✓	✓		✓						
6	Djibouti	160	✓				✓				✓	
7	Côte d'Ivoire	167	✓	✓		✓				✓		
8	Burundi	140	✓	✓	✓	✓		✓	✓			
9	Macedonia, FYR	25		✓	✓	✓	✓	✓				
10	Guatemala	79	✓	✓				✓				

Note: Economies are selected on the basis of the number of their reforms and ranked on how much they improved in the distance to frontier measure. First, *Doing Business* selects the economies that implemented reforms making it easier to do business in 3 or more of the 10 topics included in this year's aggregate ranking. Regulatory reforms making it more difficult to do business are subtracted from the number of those making it easier. Second, *Doing Business* ranks these economies on the improvement in their distance to frontier score from the previous year. The improvement in their score is calculated not by using the data published in 2012 but by using comparable data that capture data revisions. The choice of the most improved economies is determined by the largest improvements in the distance to frontier score among those with at least 3 reforms.

Source: *Doing Business* database.

FIGURE 1.7 How far have economies moved toward the frontier in regulatory practice since 2009?



Note: The distance to frontier measure shows how far on average an economy is at a point in time from the best performance achieved by any economy on each *Doing Business* indicator since 2003 or the first year in which data for the indicator were collected. The measure is normalized to range between 0 and 100, with 100 representing the frontier. The data refer to the 183 economies included in *Doing Business 2010* (2009). Six economies were added in subsequent years. The vertical bars show the change in the distance to frontier from 2009 to 2013. The 20 economies improving the most are highlighted in red.

Source: *Doing Business* database.

of the 10 made changes in this area. Improvements in construction permitting often show results only after a long lag following the approval of new laws or systems. In Russia it took more than a decade for the national urban planning code of 1997 to be implemented in Moscow. The mayor finally adopted the code in April 2011, replacing multiple ad hoc regulations. But builders in Moscow are only now experiencing the positive effects of its implementation. In Guatemala City the municipality expanded the one-stop shop for construction permitting to include the water company, EMPAGUA, in 2012.

Property registration was another common focus, with 7 of the top improvers implementing changes in this area. The Rwanda Natural Resources Authority implemented a systematic land registration program, and now 90% of properties in the country are registered. In March 2013 Burundi established a one-stop shop for property transfers.

Guatemala, FYR Macedonia, the Philippines, Rwanda and Ukraine simplified the process of paying taxes for firms. Expanding or introducing online filing and payment systems and simplifying tax forms were the most common features of the reforms in these economies.

Other top improvers enhanced insolvency legislation, strengthened the legal rights of creditors or increased the scope of credit information available. The Philippines improved credit information sharing by guaranteeing borrowers' right to access their data in the country's largest credit bureau. In FYR Macedonia new amendments to the Law on Contractual Pledge, adopted in June 2012, allow more flexibility in the design of debt agreements using movable collateral. And in Djibouti a new commercial code that replaced the one from 1986 strengthened the legal rights of creditors and improved the insolvency framework.

Improvements to the import and export process were also common. Russia introduced a new data interchange system in 2009 enabling traders to submit customs declarations and supporting documents electronically. The number of users has since grown, and it is now the most popular method of submitting customs declarations. Rwanda implemented an electronic single-window system in January 2013 at the Rusumo border post with Tanzania, the post used to access the port of Dar es Salaam. Connected to such institutions as the Rwanda Bureau of Standards and the Rwanda Development Board, the system allows traders to

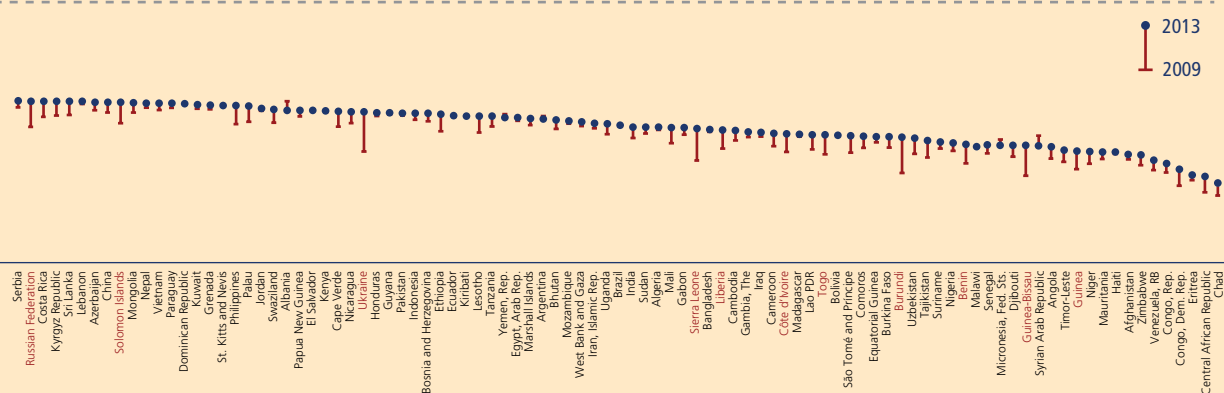
receive verifications and approvals electronically.

Four economies among the 10 improvers reduced the complexity and cost of getting an electricity connection. Russia made obtaining a connection simpler and less costly by streamlining procedures and setting standard connection tariffs.

Only 2 of the 10 top improvers strengthened the protections of minority investors—Rwanda and FYR Macedonia. And only 1 made enforcing contracts easier—Côte d'Ivoire, by introducing a specialized commercial court.

## WHO IMPROVED THE MOST IN THE PAST 5 YEARS?

Many of the top improvers in 2012/13 have been actively reforming business regulations for several years. This year's report presents the global trends since 2009. That year was chosen for 2 main reasons. First, starting with 2009 provides 5 annual data points, allowing analysis of medium-term improvements. And second, it means that the distance to frontier measure can be used to analyze the improvement across all 10 topics now included in the ease of doing business ranking, since 2009 was the first



year in which data were collected for the getting electricity indicators.

Regulations have become more business-friendly over time, but for a large number of economies there is ample room for more improvement. On average since 2009, the 183 economies included in the analysis have narrowed the gap with the regulatory frontier by 3.1 percentage points (figure 1.7). In 2009 these economies were 41.3 percentage points from the frontier on average, with the closest economy 9.3 percentage points away and the furthest one 72.3 percentage points away. Now these 183 economies are 38.1 percentage points from the frontier on average, with the closest economy 7.8 percentage points away and the furthest economy 68.8 percentage points away.

Two-thirds of the reforms recorded by *Doing Business* in the past 5 years focused on reducing the complexity and cost of regulatory processes; the remaining third sought to strengthen the institutional framework for business regulation. Among the 183 economies, only 7 implemented no changes in any of the areas measured by *Doing Business*—Antigua and Barbuda, Bolivia, Eritrea, Iraq, Kiribati, the Federated States of Micronesia and the United States. Except for the United States, these are

economies that typically rank low on the ease of doing business.

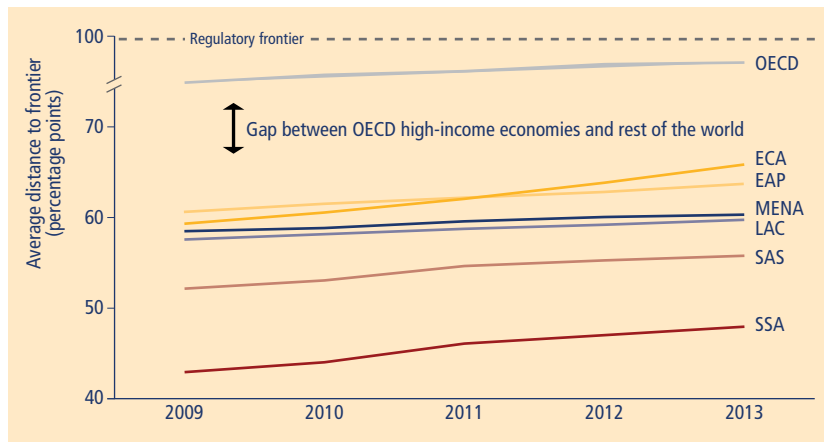
In some economies the absence of regulatory reforms may reflect a turbulent political and institutional environment, which sharply limits the government's ability to focus on creating a more business-friendly regulatory environment. Civil conflicts, widespread poverty and serious constraints in administrative capacity may make it difficult, for example, to strengthen creditors' rights, create a more efficient judicial system or expand the range of protections afforded to minority shareholders. In other economies, however, the issue is not capacity or resource constraints but the policy choices the authorities have made, often biased against the private sector. In these economies the distance to frontier measure reveals a significant worsening in the quality of the business regulatory environment over the past several years, with small and medium-size enterprises facing a growing number of cumbersome restrictions and distortions.

### Improvement across regions and income groups

Since 2009 all regions of the world and economies at all income levels have improved their business regulations on

average. Moreover, improvement is happening where it is most needed. The regions where regulatory processes are longer and costlier and regulatory institutions are weaker are also those where the biggest improvements have occurred. Over the past 5 years Sub-Saharan Africa reduced the gap with the regulatory frontier by 3 times as much as OECD high-income economies did (figure 1.8). And low-income economies improved their average distance to frontier score at twice the rate that high-income economies did (figure 1.9). Part of the explanation is that high-income economies were much closer to the frontier to start with and therefore had less room to improve. But low-income economies have nevertheless made an important effort to improve business regulations since 2009.

Business regulatory reform is particularly relevant in low-income economies. Information presented in this year's report shows the link between better business regulations and economic growth (see the chapter on research on the effects of business regulations). Moreover, recent research shows that economic growth remains the most important factor in determining the pace of income growth for poor people.<sup>5</sup> Together, this evidence indicates that having sensible business regulations contributes to reducing poverty

FIGURE 1.8 All regions are improving in the areas measured by *Doing Business*

Note: The distance to frontier measure shows how far on average an economy is at a point in time from the best performance achieved by any economy on each *Doing Business* indicator since 2003 or the first year in which data for the indicator were collected. The measure is normalized to range between 0 and 100, with 100 representing the frontier. The data refer to the 183 economies included in *Doing Business 2010* (2009) and to the regional classifications for 2013. Six economies were added in subsequent years. EAP = East Asia and the Pacific; ECA = Europe and Central Asia; LAC = Latin America and the Caribbean; MENA = Middle East and North Africa; OECD = OECD high income; SAS = South Asia; SSA = Sub-Saharan Africa.

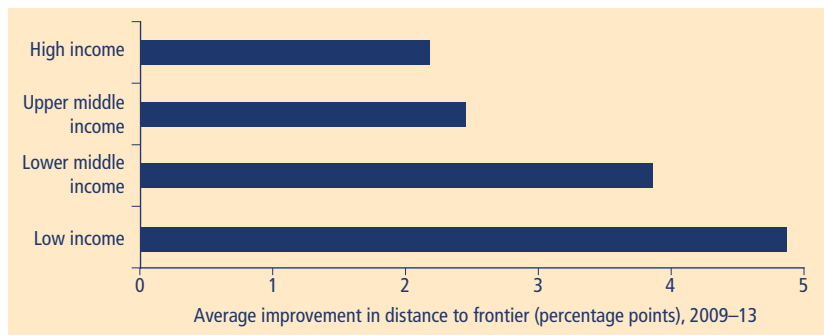
Source: *Doing Business* database.

and boosting shared prosperity, the twin goals of the World Bank Group.

Across regions, starting a business emerges as the area with the largest share of reforms since 2009. Among OECD high-income economies resolving insolvency and paying taxes are the areas with the second highest shares of reformers.

A similar pattern can be seen in Europe and Central Asia, where 73% of economies reformed in resolving insolvency and 85% in paying taxes. These reform choices partly reflect the response to the global financial crisis, which created a pressing need to streamline insolvency processes and lighten the burden of tax administration on the enterprise sector.

FIGURE 1.9 Low-income economies have narrowed the gap with the regulatory frontier the most since 2009



Note: The distance to frontier measure shows how far on average an economy is at a point in time from the best performance achieved by any economy on each *Doing Business* indicator since 2003 or the first year in which data for the indicator were collected. The measure is normalized to range between 0 and 100, with 100 representing the frontier. The data refer to the 183 economies included in *Doing Business 2010* (2009) and to the income group classifications for 2013. Six economies were added in subsequent years.

Source: *Doing Business* database.

Beyond starting a business, different regions focused their regulatory reform efforts on different areas. In Sub-Saharan Africa the second greatest area of focus since 2009 has been trading across borders, while in South Asia economies were more likely to focus on registering property. In East Asia and the Pacific and Latin America and the Caribbean the focus was on paying taxes, and in the Middle East and North Africa on getting credit.

Although starting a business has been the most common area of regulatory reform, it is not the area with the biggest improvements at the regional level since 2009—mainly because the starting point in 2009 was already closer to the regulatory frontier than it was in other areas. OECD high-income economies narrowed the gap with the frontier the most in resolving insolvency, Europe and Central Asia in paying taxes, South Asia in registering property, and the Middle East and North Africa, East Asia and the Pacific and Sub-Saharan Africa in getting credit.

### The 20 economies narrowing the gap the most

Of the 20 economies narrowing the gap with the regulatory frontier the most since 2009, 9 are in Sub-Saharan Africa, 8 are in Europe and Central Asia, 2 are in East Asia and the Pacific, and 1 is an OECD high-income economy (figure 1.7). None are in the Middle East and North Africa or Latin America and the Caribbean, the regions that consistently have smaller numbers of reformers. Among the 20 economies are both small and large economies as well as economies at all income levels, though there is a higher incidence of low- and lower-middle-income economies. Together over the past 5 years, these 20 economies implemented 253 regulatory reforms making it easier to do business, about 20% of the global total for the period. Two of them—Ukraine and Rwanda—implemented at least 1 regulatory reform in every area measured by *Doing Business*. In line with the global trend, starting a business was the most common area of regulatory reform among the 20 economies, followed by paying taxes.

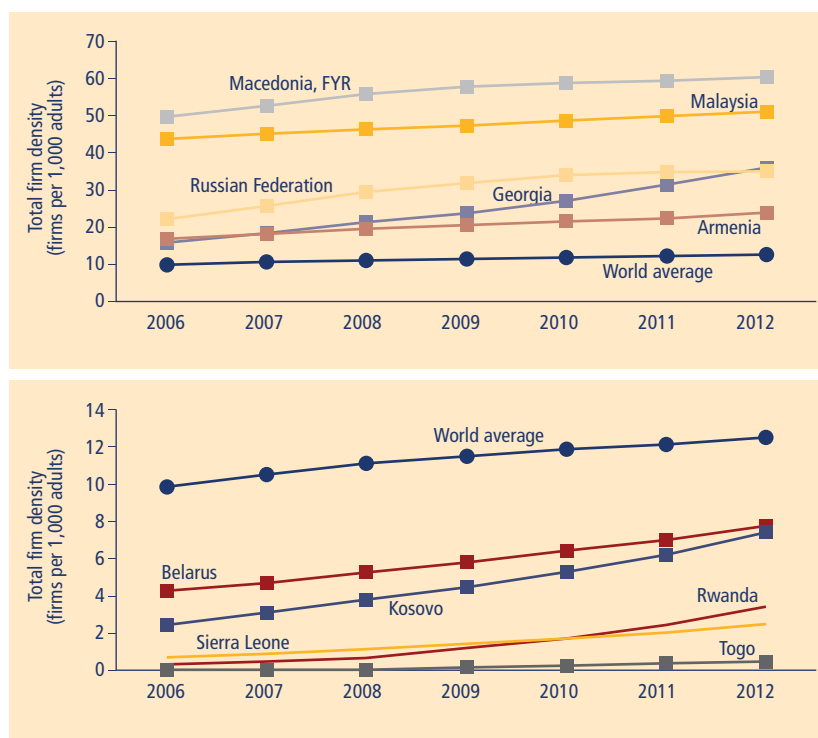
The 20 economies narrowing the regulatory gap the most are dynamic in other

ways as well. Overall, new firm creation in these economies has at least kept pace with the world average in recent years. Total firm density—the number of firms per 1,000 adults—has steadily increased (figure 1.10). In Russia, for example, the number of firms per 1,000 adults grew from 22 in 2006 to 35 in 2012. In a few of the Sub-Saharan African economies the number increased more than 10-fold. In Rwanda the number of firms per 1,000 adults rose from 0.3 to 3.4. While this is still substantially below the world average of 12.4, the increase over time is impressive. Globally, both total firm density and new firm density (the number of new firms created per 1,000 adults) are significantly correlated with performance on the *Doing Business* indicators (figure 1.11).

### IN WHAT AREAS HAS THE GAP BEEN NARROWING THE MOST?

Among the more encouraging trends shown by *Doing Business* data over the past decade is the gradual convergence in economies' performance in the areas tracked by the indicators. Economies with the weakest regulatory institutions and the most complex and costly regulatory processes tend to undertake regulatory reform less often. But when they do, they focus on the areas where their regulatory performance is worse, slowly but steadily beginning to adopt some of the better practices seen among the best performers. Here is an example: In 2005 the time to start a business in the economies

FIGURE 1.10 A steady increase in total firm density among economies narrowing the regulatory gap the most since 2009



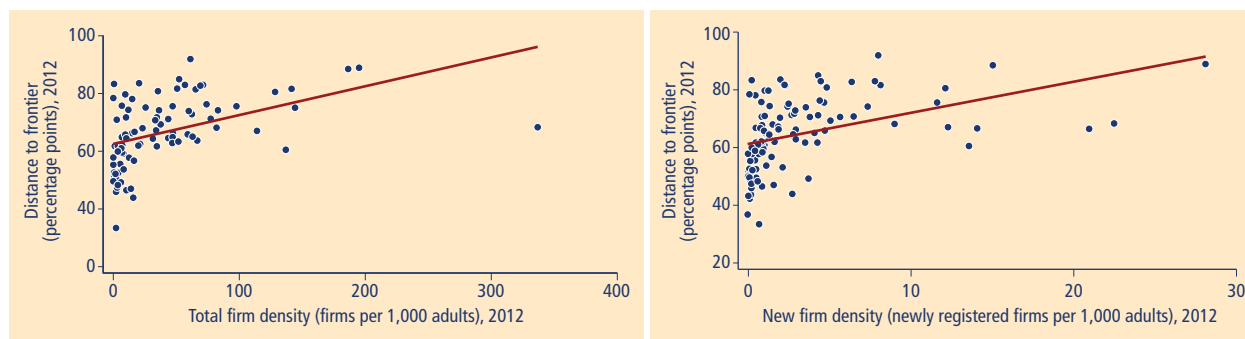
Note: Data refer to limited liability companies. Other economies among the 20 narrowing the regulatory gap the most are excluded from the figure because of missing data.  
Source: World Bank Group Entrepreneurship Snapshots, 2013 edition.

ranking in the worst quartile on this indicator averaged 113 days. Among the best 3 quartiles it averaged 29 days. Today that gap is substantially narrower. While the difference is still substantial

at 33 days, it is considerably smaller than the 85 days in 2005 (figure 1.12).

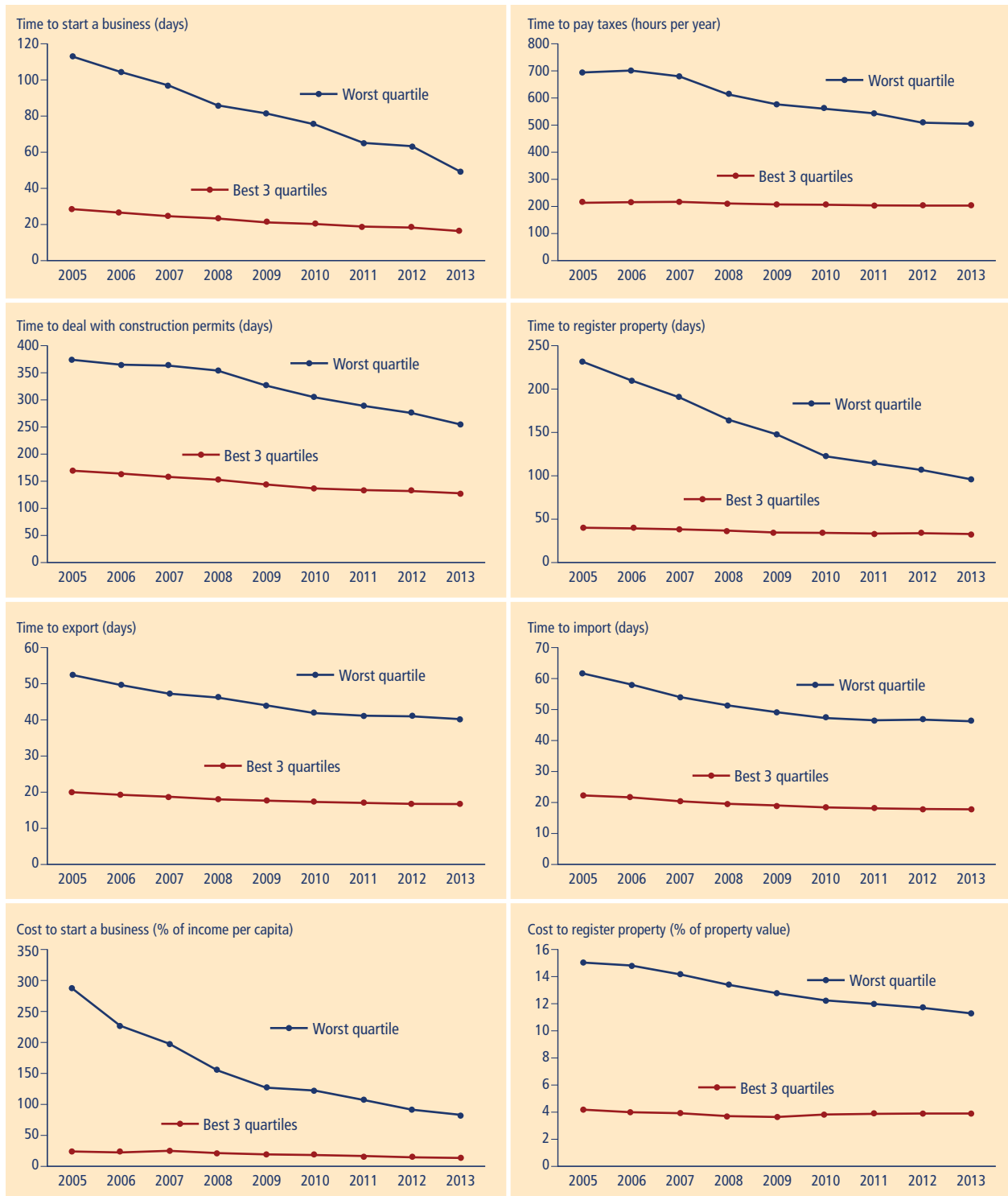
Similar trends can be seen in other indicators measuring the complexity and cost

FIGURE 1.11 Greater firm density in economies closer to the regulatory frontier



Note: The correlation between the distance to frontier and total firm density is 0.44. The correlation between the distance to frontier and new firm density is 0.43. Both correlations are significant at the 1% level. Data refer to limited liability companies.  
Source: *Doing Business* database; World Bank Group Entrepreneurship Snapshots, 2013 edition.

FIGURE 1.12 Strong convergence across economies since 2005  
Averages by group



Note: Economies are ranked in quartiles by performance in 2005 on the indicator shown. The data refer to the 174 economies included in *Doing Business 2006* (2005). Fifteen economies were added in subsequent years.

Source: *Doing Business* database.

of regulatory processes. These trends are wholly in keeping with the World Bank Group's mandate of helping to narrow the differences between high- and upper-middle-income economies at relatively advanced stages of development and low- or lower-middle-income economies facing more adverse circumstances. Accelerating this convergence is at the heart of effective development policies, and the improvements in performance on *Doing Business* indicators by economies around the world are an encouraging sign.

A similar convergence can be seen when the data are aggregated by region. While OECD high-income economies continue to have the strongest legal institutions and the least complex and costly regulatory processes on average, Europe and Central Asia has been narrowing the gap with their performance, more so than any other region. To a great extent this reflects efforts by the 8 economies joining the European Union in 2004, which have largely continued on a path of comprehensive and ambitious economic and institutional reforms. In the period leading up to EU entry the incentive was to meet the entry criteria. But after 2004 the emphasis shifted to ensuring that they could compete with their more developed high-income partners. Thus in 2012, for example, Poland was the economy that had narrowed the gap with the regulatory frontier the most over the previous year, among all 185 economies ranked. This suggests that the economic integration in the European Union over the past decade has been an effective mechanism in promoting convergence. Indeed, Poland is now classified as a high-income economy, a remarkable achievement over 2 decades.

Every region has a leading champion in the scope of improvements made since 2005—whether Poland for OECD high-income economies, China for East Asia and the Pacific or Colombia for Latin America and the Caribbean. And this year a small country in Sub-Saharan Africa, Rwanda, overtook another small country—Georgia, in Europe and Central Asia—as the economy advancing furthest toward the regulatory frontier since 2005 (table 1.4).

## DO DOING BUSINESS REFORMS GO HAND IN HAND WITH OTHER REFORMS?

Since its inception in 2003 *Doing Business* has recorded more than 2,100 regulatory reforms making it easier to do business, about 25% of which have been inspired or informed by the report and the associated database.<sup>6</sup> Most economies that undertake regulatory reforms as recorded by *Doing Business* do so as part of a broader reform agenda. Data show that governments investing resources in *Doing Business* reforms in the past decade have also introduced many policy changes in other important areas.

One such area is governance. Data show that improvements in the areas measured by *Doing Business* are positively correlated with changes in general regulatory quality, a key element of the overall quality of governance. This suggests that economies reforming in areas tracked by *Doing Business* are likely to be reforming regulation more broadly, not just business regulation. There is also a positive association between improvements in *Doing Business* indicators and improvements in rule of law and control of corruption. This result is confirmed using other data sources as well. Economies that have improved their performance on *Doing Business* indicators have also improved their performance on governance measures such as those published by Transparency International, Freedom House and the World Bank, in its Country Policy and Institutional Assessments (CPIA) (figure 1.13).<sup>7</sup>

Another such area is health and education. Economies that implement reforms in areas measured by *Doing Business* also improve health and education at least as fast on average as economies not focusing on such reforms (figure 1.14). This relationship is assessed using the Human Development Index and its components on health and education.<sup>8</sup> The result suggests that a focus on improving the quality of the regulatory framework underpinning private sector activity need not imply a simultaneous lack of attention to improvements in health and education. The cost to amend a company or secured

transactions law, or to create a one-stop shop for company incorporation, is insignificant compared with the cost to build a hospital or university. There is no evidence to support the view that progress in one policy area necessarily preempts progress in others.

In addition, many economies implementing reforms in areas measured by *Doing Business* are also putting in place measures to improve gender equality. Among the 42 economies identified by *Women, Business and the Law* as having moved their laws and regulations toward greater gender equality over the past 2 years, 65% also reformed in areas tracked by *Doing Business* during the same period.

## WHAT IS IN THIS YEAR'S REPORT?

This year's report presents for the first time a separate chapter about research on the effects of business regulations. There is a rapidly growing body of empirical research examining the impact of improvements in many of the regulatory areas tracked by the *Doing Business* indicators, and this chapter provides a useful—and encouraging—synthesis. This year's report also presents an expanded data set. It includes 189 economies, featuring for the first time data for Libya, Myanmar, San Marino and South Sudan.

Like previous reports, this year's report includes case studies. These focus on good practices in 6 of the areas measured by *Doing Business* indicator sets, with a particular focus on e-government and online government services. The case studies look at the role of minimum capital requirements in starting a business; risk-based inspections in dealing with construction permits; the cost structure in getting electricity; single-window systems in trading across borders; e-filing and e-payment in paying taxes; and e-courts in enforcing contracts. In choosing case studies and describing attempts in different parts of the world to implement better practices, the report has attempted to illustrate experiences and highlight processes with broad relevance for governments considering similar reforms. There are potentially useful



TABLE 1.4 The 50 economies narrowing the distance to frontier the most since 2005

	Economy	Region	Distance to frontier (percentage points)			Total regulatory reforms <sup>a</sup>
			2005	2013	Improvement	
1	Rwanda	SSA	37.4	70.5	33.1	34
2	Georgia	ECA	48.4	80.8	32.3	36
3	Belarus	ECA	41.1	67.1	26.0	29
4	Ukraine	ECA	38.2	61.3	23.1	26
5	Macedonia, FYR	ECA	54.3	74.2	19.9	31
6	Burkina Faso	SSA	30.6	50.0	19.4	20
7	Kyrgyz Republic	ECA	44.9	63.7	18.8	14
8	Tajikistan	ECA	30.8	48.4	17.6	14
9	Burundi	SSA	33.2	50.6	17.4	21
10	Egypt, Arab Rep.	MENA	38.0	55.1	17.1	23
11	Mali	SSA	34.3	51.2	16.9	16
12	Sierra Leone	SSA	37.3	54.1	16.8	20
13	China	EAP	45.0	60.9	15.9	18
14	Poland	OECD	57.6	73.4	15.8	22
15	Azerbaijan	ECA	49.0	64.6	15.6	18
16	Colombia	LAC	55.1	70.3	15.2	27
17	Ghana	SSA	52.0	67.0	15.0	12
18	Guinea-Bissau	SSA	32.9	47.2	14.2	7
19	Croatia	ECA	49.1	63.2	14.0	23
20	Côte d'Ivoire	SSA	36.5	50.2	13.7	14
21	Guatemala	LAC	51.1	64.7	13.6	18
22	Kazakhstan	ECA	48.4	61.8	13.5	20
23	Armenia	ECA	56.2	69.7	13.5	23
24	Madagascar	SSA	41.9	54.2	12.3	19
25	Mauritius	SSA	61.4	73.5	12.0	23
26	Angola	SSA	32.5	44.5	12.0	9
27	Senegal	SSA	35.7	47.6	12.0	11
28	Morocco	MENA	52.0	63.9	11.8	18
29	Russian Federation	ECA	49.9	61.6	11.6	22
30	Togo	SSA	36.7	48.1	11.3	9
31	Yemen, Rep.	MENA	43.9	55.1	11.2	7
32	Saudi Arabia	MENA	60.1	71.3	11.1	19
33	Lao PDR	EAP	37.2	48.3	11.1	12
34	Czech Republic	OECD	57.6	68.7	11.1	22
35	Moldova	ECA	54.5	65.6	11.1	21
36	Timor-Leste	EAP	27.9	38.8	10.9	6
37	India	SAS	40.7	51.3	10.6	17
38	Mozambique	SSA	45.0	55.5	10.5	12
39	Niger	SSA	31.8	42.3	10.5	11
40	Peru	LAC	60.0	70.4	10.4	19
41	São Tomé and Príncipe	SSA	35.7	46.0	10.3	5
42	Costa Rica	LAC	49.7	60.0	10.3	12
43	Malaysia	EAP	71.4	81.6	10.2	17
44	Uzbekistan	ECA	38.2	48.3	10.0	19
45	Slovenia	OECD	60.0	70.0	10.0	17
46	Lesotho	SSA	46.0	56.0	10.0	9
47	Zambia	SSA	54.8	64.8	10.0	10
48	Mexico	LAC	61.9	71.8	9.9	19
49	Cambodia	EAP	40.3	50.1	9.8	8
50	Solomon Islands	EAP	51.3	61.0	9.8	5

Note: Rankings are based on the absolute difference for each economy between its distance to frontier in 2005 and that in 2013. The data refer to the 174 economies included in *Doing Business* 2006 (2005). Fifteen economies were added in subsequent years. The distance to frontier measure shows how far on average an economy is at a point in time from the best performance achieved by any economy on each *Doing Business* indicator since 2003 or the first year in which data for the indicator were collected. The measure is normalized to range between 0 and 100, with 100 representing the frontier. EAP = East Asia and the Pacific; ECA = Eastern Europe and Central Asia; LAC = Latin America and the Caribbean; MENA = Middle East and North Africa; OECD = OECD high income; SAS = South Asia; SSA = Sub-Saharan Africa.

a. Reforms making it easier to do business as recorded by *Doing Business* since 2005.

Source: *Doing Business* database.



TABLE 1.5 Good practices around the world, by <i>Doing Business</i> topic			
Topic	Practice	Economies <sup>a</sup>	Examples
Making it easy to start a business	Putting procedures online	109	Azerbaijan; Chile; Costa Rica; Hong Kong SAR, China; FYR Macedonia; New Zealand; Peru; Singapore
	Having no minimum capital requirement	99	Cape Verde; Greece; Kazakhstan; Kenya; Kosovo; Lithuania; Mexico; Mongolia; Morocco; Netherlands; Serbia; United Kingdom; West Bank and Gaza
	Having a one-stop shop	96	Bahrain; Benin; Burkina Faso; Burundi; Côte d'Ivoire; Georgia; Guatemala; Republic of Korea; Kosovo; Peru; Vietnam
Making it easy to deal with construction permits	Having comprehensive building rules	140	Azerbaijan; Comoros; France; Taiwan, China
	Using risk-based building approvals	87	Belize; Estonia; Indonesia; Namibia
	Having a one-stop shop	36	Burundi; Guatemala; Malaysia; Montenegro
Making it easy to obtain an electricity connection	Streamlining approval processes (utility obtains excavation permit or right of way if required)	107 <sup>b</sup>	Armenia; Austria; Cambodia; China; Kuwait; Malaysia; Panama
	Providing transparent connection costs and processes	103 <sup>c</sup>	France; Germany; Ireland; Netherlands; Trinidad and Tobago
	Reducing the financial burden of security deposits for new connections	98	Argentina; Austria; Brazil; Kyrgyz Republic; Latvia; Mozambique; Nepal; Russian Federation
	Ensuring the safety of internal wiring by regulating the electrical profession rather than the connection process	41	Denmark; Germany; Iceland; Japan; San Marino
Making it easy to register property	Using an electronic database for encumbrances	116	Chile; Denmark; Jamaica; Republic of Korea; Sweden
	Offering cadastre information online	51	Colombia; Finland; Malaysia; South Africa; United Kingdom
	Offering expedited procedures	18	Kazakhstan; Mongolia; Nicaragua; Portugal; Romania
	Setting fixed transfer fees	10	Georgia; New Zealand; Russian Federation; Rwanda; Slovak Republic
Making it easy to get credit	<i>Legal rights</i>		
	Allowing out-of-court enforcement	124	Australia; Guatemala; India; Peru; Russian Federation; Serbia; Sri Lanka
	Allowing a general description of collateral	92	Cambodia; Canada; Nigeria; Puerto Rico (U.S.); Romania; Rwanda; Singapore
	Maintaining a unified registry	65	Afghanistan; Bosnia and Herzegovina; Ghana; Honduras; Montenegro; New Zealand; Romania
	<i>Credit information</i>		
	Distributing data on loans below 1% of income per capita	128	Brazil; Bulgaria; Germany; Kenya; Malaysia; Sri Lanka; Tunisia
	Distributing both positive and negative credit information	109	China; Croatia; India; Italy; Jordan; Panama; South Africa
Distributing credit information from retailers or utilities as well as financial institutions	57	Fiji; Lithuania; Nicaragua; Rwanda; Saudi Arabia; Spain	
Protecting investors	Allowing rescission of prejudicial related-party transactions <sup>d</sup>	74	Brazil; Ghana; Iceland; India; Mauritius; Rwanda
	Regulating approval of related-party transactions	62	Belarus; Bulgaria; France; Thailand; United Kingdom
	Requiring detailed disclosure	52	Hong Kong SAR, China; New Zealand; Singapore; United Arab Emirates; Vietnam
	Allowing access to all corporate documents during the trial	47	Chile; Ireland; Israel; Slovak Republic; Tanzania
	Requiring external review of related-party transactions	43	Australia; Arab Republic of Egypt; Sweden; Turkey; Zimbabwe
	Allowing access to all corporate documents <i>before</i> the trial	31	Greece; Indonesia; Japan; South Africa; Timor-Leste
	Defining clear duties for directors	30	Colombia; Kuwait; Malaysia; Mexico; Slovenia; United States
Making it easy to pay taxes	Allowing self-assessment	160	Argentina; Canada; China; Rwanda; Sri Lanka; Turkey
	Allowing electronic filing and payment	76	Australia; Colombia; India; Lithuania; Malta; Mauritius; Tunisia
	Having one tax per tax base	55	FYR Macedonia; Namibia; Paraguay; United Kingdom
Making it easy to trade across borders	Allowing electronic submission and processing	151 <sup>e</sup>	Greece; Lao PDR; South Africa; Uruguay
	Using risk-based inspections <sup>f</sup>	134	Botswana; Georgia; Mauritania; United States
	Providing a single window <sup>g</sup>	73 <sup>g</sup>	Azerbaijan; Colombia; Mexico; Mozambique
Making it easy to enforce contracts	Maintaining specialized commercial court, division or judge	90	Canada; Côte d'Ivoire; Hungary; Luxembourg; Mauritius; Togo
	Allowing electronic filing of complaints	17	Austria; Israel; Malaysia; United Arab Emirates; United States
Making it easy to resolve insolvency	Requiring professional or academic qualifications for insolvency administrators by law	110	The Bahamas; Belarus; Colombia; Namibia; Poland; United Kingdom
	Allowing creditors' committees a say in insolvency proceeding decisions	109	Australia; Bulgaria; Philippines; United States; Uzbekistan
	Specifying time limits for the majority of insolvency procedures	97	Albania; Italy; Japan; Republic of Korea; Lesotho; Ukraine
	Providing a legal framework for out-of-court workouts	84	Argentina; Hong Kong SAR, China; Latvia; Philippines; Romania

a. Among 189 economies surveyed, unless otherwise specified.

b. Among 154 economies surveyed.

c. Based on data from *Doing Business 2013*.

d. Rescission is the right of parties involved in a contract to return to a state identical to that before they entered into the agreement.

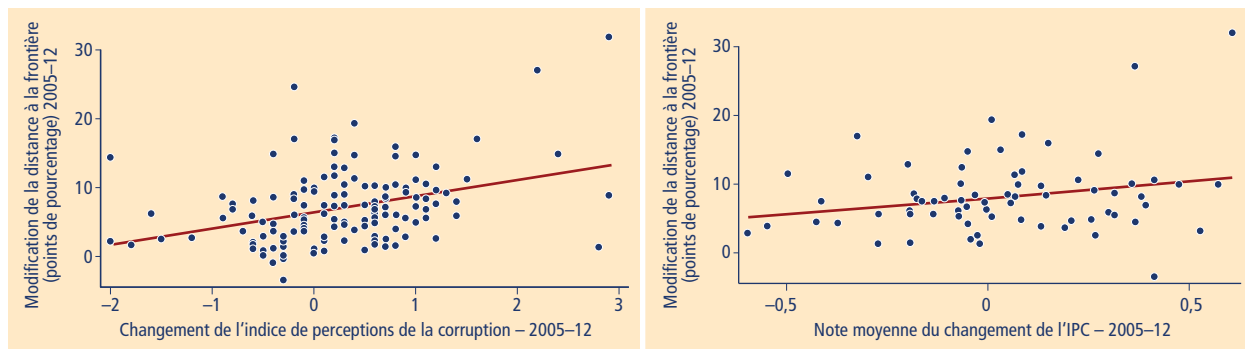
e. Forty-four have a full electronic data interchange system, 107 a partial one.

f. Among 181 economies surveyed.

g. Eighteen have a single-window system that links all relevant government agencies, 55 a system that does so partially.

Source: *Doing Business* database.

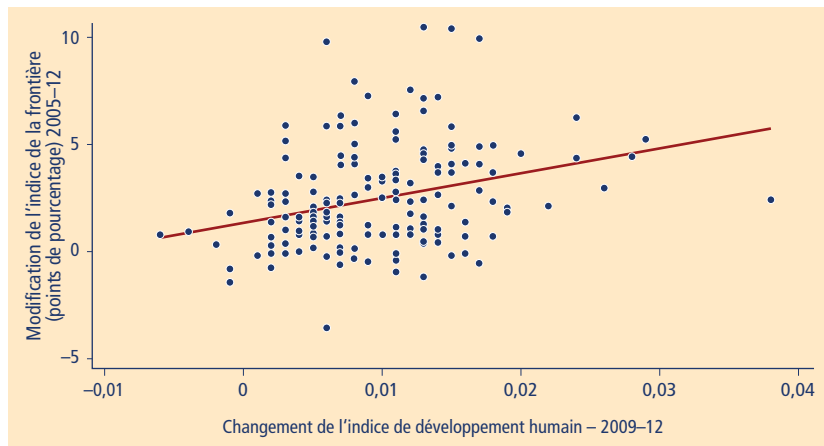
FIGURE 1.13 Improvements in *Doing Business* indicators are positively correlated with improvements in institutional and governance measures



Note: For years before 2009 the distance to frontier data exclude the getting electricity indicators because data for these indicators are not available. The correlation between the change in the distance to frontier and the change in the Corruption Perceptions Index is 0.36. The correlation between the change in the distance to frontier and the change in the CPIA average rating is 0.23. Both relationships are significant at the 5% level after controlling for income per capita. The CPIA data refer to 77 economies covered in 2005.

Source: *Doing Business* database; Transparency International data; World Bank data.

FIGURE 1.14 Economies making it easier to do business are also improving human development, including education and health



Note: The correlation between the change in the distance to frontier and the change in the Human Development Index is 0.31. The relationship is significant at the 1% level after controlling for income per capita.

Source: *Doing Business* database; United Nations Development Programme data.

lessons to be learned from the experiences of others.

The kind of data delivered by *Doing Business* over the years has sustained the interest of policy makers. One reason is that implementing coherent economic policies in the face of a rapidly changing global economy and an uncertain economic outlook is a great challenge. Many of the factors shaping the environment in which economic policies are formulated lie well outside the control of most policy makers,

especially those in the developing world; global interest rates, the international prices of primary commodities, the quality of macroeconomic management in the larger economies, are all examples that come to mind. But the rules and regulations that governments choose to put in place to underpin private sector activity are largely homemade. Whether the rules are sensible or excessively burdensome, whether they create perverse incentives or help establish a level playing field, whether they safeguard transparency and

encourage adequate competition—all this is largely within the control of governments. As governments over the past decade have increasingly understood the importance of business regulation as a driving force of competitiveness, they have turned to *Doing Business* as a repository of actionable data providing useful insights into good practices worldwide (table 1.5).

## NOTES

1. See <http://wbl.worldbank.org> for more information about the *Women, Business and the Law* project.
2. Formalities include procedures in starting a business, dealing with construction permits, getting electricity, registering property and enforcing contracts; documents in trading across borders; and payments in paying taxes. The reduction is the difference between the total number captured in *Doing Business 2013* and that captured in *Doing Business 2014*, across all economies covered by *Doing Business*.
3. The total number of firms registered exceeds 3.1 million, but because *Doing Business* focuses only on limited liability companies a subset of firms was chosen here.
4. The share of economies with 1 or more regulatory reforms of any type might not be the same as the sum of the share of economies with at least 1 reform to strengthen legal institutions and the share with at least 1 reform to reduce the complexity and cost of regulatory processes (see figure 1.6) because economies can have reforms of both types.

5. Dollar, Kleineberg and Kraay 2013.
6. These are reforms for which *Doing Business* is aware that information provided by the *Doing Business* report was used in shaping the reform agenda.
7. One of the 16 questions in the CPIA uses *Doing Business* indicators as guideposts.
8. The correlation between the change in the distance to frontier and the change in the health component of the Human Development Index is 0.28. The correlation between the change in the distance to frontier and the change in the schooling component of the Human Development Index is 0.16. Both relationships are significant at the 1% level after controlling for income per capita.



# About *Doing Business*: measuring for impact

- The choice of indicators for *Doing Business* has been guided by economic research and firm-level data.
- *Doing Business* captures several important dimensions of the regulatory environment as it applies to local firms.
- In constructing the indicators *Doing Business* uses 2 types of data—data that come from readings of laws and regulations and data that measure the complexity and cost of regulatory processes.
- The indicators are developed around standardized case scenarios with specific assumptions. One such assumption is the location of a business in the largest business city of the economy.
- The objective of *Doing Business*: regulations designed to be efficient, accessible to all who use them and simple in their implementation.
- Over the past 11 years more than 25,000 professionals in 189 economies have assisted in providing the data that inform the *Doing Business* indicators.

Sound business regulations are important for a thriving private sector—and a thriving private sector is important for overall development. In the developing world the private sector is the largest employer, providing an estimated 90% of jobs.<sup>1</sup> Having the right business regulations and related institutions is therefore essential for the health of an economy.<sup>2</sup>

This is the 11th *Doing Business* report. Before the first report was produced, in 2003, few measures of business regulations existed, and even fewer that were globally comparable. Earlier efforts from the 1980s and 1990s drew on perceptions data. These expert or business surveys focused on broad aspects of the business environment and often captured the experiences of businesses. These surveys often lacked the specificity and cross-country comparability that *Doing Business* provides—by focusing on well-defined transactions, laws and institutions rather than generic, perceptions-based questions on the business environment.

*Doing Business* measures business regulations for local firms. The project focuses on small and medium-size companies operating in the largest business city of an economy. Based on standardized case studies, it presents quantitative indicators on the regulations that apply to firms at different stages of their life cycle. The results for each economy can be benchmarked to those for 188 other economies and over time.

De jure rules, such as those that are the focus of *Doing Business*, can be measured in a standardized way and are directly amenable to policy reforms. But these measures may not reflect the de facto experiences of firms. Data collected through

firm-level surveys can better measure actual experiences. Over the years the choice of indicators for *Doing Business* has therefore been guided by economic research and firm-level data, in particular from the World Bank Enterprise Surveys. These surveys provide data highlighting the main obstacles to business activity as reported by entrepreneurs in more than 120 economies. Among the factors that the surveys have identified as important to businesses have been access to finance and electricity—inspiring the design of the *Doing Business* indicators on getting credit and getting electricity.

The design of the *Doing Business* indicators has also drawn on theoretical insights gleaned from extensive research literature. One early inspiration was a background paper for the World Bank's *World Development Report 2002: Building Institutions for Markets*, which created an index measuring the efficiency of judicial systems.<sup>3</sup> This paper contributed to a new stream of research literature in law and economics. The background papers developing the methodology for each of the *Doing Business* indicator sets are part of this research stream.<sup>4</sup> These papers established the importance of the rules and regulations that *Doing Business* measures for such economic outcomes as trade volumes, foreign direct investment, market capitalization in stock exchanges and private credit as a percentage of GDP.

Rules and regulations are under the direct control of policy makers—and policy makers intending to change the set of incentives under which businesses operate will often start by changing rules and regulations that have an impact on firm behavior. *Doing Business* goes beyond identifying an existing problem in the regulatory framework and points to specific

regulations or regulatory procedures that may lend themselves to regulatory reform. And its quantitative measures of business regulations enable research on how specific regulations affect firm behavior and economic outcomes.

The first *Doing Business* report covered 5 topics and 133 economies. This year’s report covers 11 topics and 189 economies. Ten topics are included in both the aggregate ranking on the ease of doing business and the distance to frontier measure.<sup>5</sup> The *Doing Business* methodology makes it possible to update the indicators in a relatively inexpensive and replicable way.

The project has benefited from feedback from governments, academics, practitioners and independent reviewers—most recently an independent panel appointed by the president of the World Bank Group. The panel’s recommendations came too late for significant changes to this year’s report, but the project will explore options for improvement in coming editions. To this end, operational oversight for the project will be moved to the Development Economics Vice Presidency of the World Bank Group, to strengthen synergies between *Doing Business* and other World Bank Group flagship reports. The initial goal remains: to provide an objective basis for understanding and improving the regulatory environment for business.

**WHAT DOING BUSINESS COVERS**

*Doing Business* captures several important dimensions of the regulatory environment as it applies to local firms. It provides quantitative measures of regulations for starting a business, dealing with construction permits, getting electricity, registering property, getting credit, protecting investors, paying taxes, trading across borders, enforcing contracts and resolving insolvency. *Doing Business* also measures regulations on employing workers.

This year’s report does not present rankings of economies on the employing workers indicators or include the topic in the aggregate ranking on the ease of doing business. It does present the data on the employing workers indicators. Additional data on labor regulations collected

in 189 economies are available on the *Doing Business* website.<sup>6</sup>

**An emphasis on smart regulations**

*Doing Business* is not about eliminating the role of the state from private sector development. On the contrary, *Doing Business* recognizes that the state has a fundamental role in private sector development. A key premise of *Doing Business* is that economic activity requires good rules. These include rules that establish and clarify property rights, reduce the cost of resolving disputes, increase the predictability of economic interactions and provide contractual partners with core protections against abuse. The objective is to have regulations designed to be efficient, accessible to all who use them and simple in their implementation.

Accordingly, some *Doing Business* indicators give a higher score for better and more developed regulation, as the protecting investors indicators do for stricter disclosure requirements for related-party transactions. Other indicators, such as those on dealing with construction permits, automatically assign the lowest score to economies that have no regulations in the area measured or do not apply their regulations (considered “no practice” economies), penalizing them for lacking appropriate regulation. Still others give a higher score for a simplified way of applying regulation with lower compliance costs for firms—as the starting a business indicators do, for example, if firms can comply with business start-up formalities in a one-stop shop or through a single online filing portal. And finally, some indicators recognize economies that apply a risk-based approach to regulation as a way to address environmental and social concerns—that is, by imposing greater regulatory requirements on activities that pose a higher risk to the population and lesser regulatory requirements on lower-risk activities.

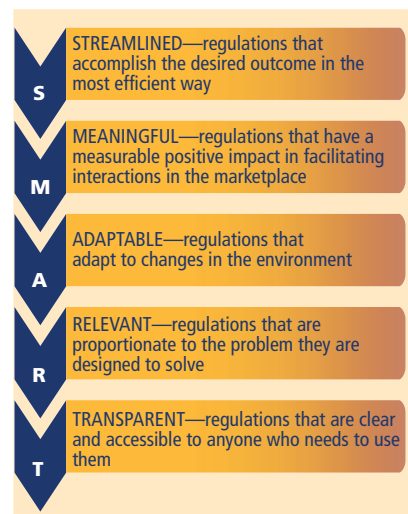
Among the 30 economies ranking highest on the ease of doing business, a substantial number—Canada, Denmark, Germany, Japan, the Republic of Korea, New Zealand, Norway, Sweden—come from a tradition of the government having quite a prominent presence in the economy, including through setting out rules to

regulate different aspects of private sector activity. Yet all these economies perform well not only on the *Doing Business* indicators but also in other international data sets capturing dimensions of competitiveness. The economies performing best in the *Doing Business* rankings therefore are not those with no regulation but those whose governments have managed to create rules that facilitate interactions in the marketplace without needlessly hindering the development of the private sector. Ultimately, *Doing Business* is about smart regulations, and these can be provided only by a well-functioning state (figure 2.1).

**Two types of data**

In constructing the indicators the *Doing Business* project uses 2 types of data. The first comes from readings of laws and regulations in each economy. The *Doing Business* team, in collaboration with local expert respondents, examines the company law to find, for example, the disclosure requirements for related-party transactions. It reads the civil law to find the number of procedures necessary to resolve a commercial sale dispute through local courts. It reviews the labor code to find data on a range of issues concerning employer-employee relations. And it plumbs other legal instruments for other key pieces of data used in the indicators, several of which have a large legal dimension. Indeed, about three-quarters of the

**FIGURE 2.1** How does *Doing Business* define SMART business regulations?



data used in *Doing Business* are of this type and are easily verifiable against the law. The local expert respondents play a vital role in corroborating the *Doing Business* team's understanding and interpretation of rules and laws.

Data of the second type serve as inputs into indicators on the complexity and cost of regulatory processes. These indicators measure the efficiency in achieving a regulatory goal, such as the number of procedures to obtain a building permit or the time taken to grant legal identity to a business. In this group of indicators cost estimates are recorded from official fee schedules where applicable. Time estimates often involve an element of judgment by respondents who routinely administer the relevant regulations or undertake the relevant transactions. To construct the time indicators, a regulatory process such as starting a business is broken down into clearly defined steps and procedures (for more details, see the discussion on methodology in this chapter). In constructing the starting a business indicators *Doing Business* builds on Hernando de Soto's pioneering work in applying the time-and-motion approach in the 1980s to show the obstacles to setting up a garment factory on the outskirts of Lima.<sup>7</sup>

In developing the data of this second type, the *Doing Business* team conducts several rounds of interaction with the expert respondents—through conference calls, written correspondence and visits by the team—until there is convergence on the final answer.<sup>8</sup> For data of the first type, because they are based on the law, there is less need for convergence and for a larger sample of experts to ensure accuracy.

## WHAT DOING BUSINESS DOES NOT COVER

The *Doing Business* data have key limitations that should be kept in mind by those who use them.

### Limited in scope

The *Doing Business* indicators are limited in scope. In particular:

- *Doing Business* does not measure the full range of factors, policies and in-

stitutions that affect the quality of the business environment in an economy or its national competitiveness. It does not, for example, capture aspects of security, the prevalence of bribery and corruption, market size, macroeconomic stability (including whether the government manages its public finances in a sustainable way), the state of the financial system, the state of the rental or resale property market or the level of training and skills of the labor force.

- Even within the relatively small set of indicators included in *Doing Business*, the focus is deliberately narrow. The getting electricity indicators, for example, capture the procedures, time and cost involved for a business to obtain a permanent electricity connection to supply a standardized warehouse, but they do not attempt to measure the reliability of the electricity supply itself. Through these indicators *Doing Business* thus provides a narrow perspective on the range of infrastructure challenges that firms face, particularly in the developing world. It does not address the extent to which inadequate roads, rail, ports and communications may add to firms' costs and undermine competitiveness (except to the extent that the quality of ports and roads is measured through the trading across borders indicators). *Doing Business* cov-

ers 11 areas of a company's life cycle, through 11 specific sets of indicators (table 2.1). Similar to the indicators on getting electricity, those on starting a business or protecting investors do not cover all aspects of commercial legislation. And those on employing workers do not cover all areas of labor regulation; for example, they do not measure regulations addressing health and safety issues at work or the right of collective bargaining.

- *Doing Business* does not attempt to measure all costs and benefits of a particular law or regulation to society as a whole. The paying taxes indicators, for example, measure the total tax rate, which in isolation is a cost to businesses. The indicators do not measure, nor are they intended to measure, the benefits of the social and economic programs funded through tax revenues. Measuring business laws and regulations provides one input into the debate on the regulatory burden associated with achieving regulatory objectives. Those objectives can differ across economies. *Doing Business* provides a starting point for this discussion.

### Limited to standardized case scenarios

A key consideration for the *Doing Business* indicators is that they should ensure

TABLE 2.1 *Doing Business*—benchmarking 11 areas of business regulation

Complexity and cost of regulatory processes	
Starting a business	Procedures, time, cost and paid-in minimum capital requirement
Dealing with construction permits	Procedures, time and cost
Getting electricity	Procedures, time and cost
Registering property	Procedures, time and cost
Paying taxes	Payments, time and total tax rate
Trading across borders	Documents, time and cost
Strength of legal institutions	
Getting credit	Movable collateral laws and credit information systems
Protecting investors	Disclosure and liability in related-party transactions
Enforcing contracts	Procedures, time and cost to resolve a commercial dispute
Resolving insolvency	Time, cost, outcome and recovery rate
Employing workers	Flexibility in the regulation of employment

Note: The employing workers indicators are not included in this year's ranking on the ease of doing business nor in the calculation of distance to frontier or any data on the strength of legal institutions included in figures in the report.



comparability of the data across a global set of economies. The indicators are therefore developed around standardized case scenarios with specific assumptions. One such assumption is the location of a notional business—the subject of the *Doing Business* case study—in the largest business city of the economy. The reality is that business regulations and their enforcement very often differ within a country, particularly in federal states and large economies. But gathering data for every relevant jurisdiction in each of the 189 economies covered by *Doing Business* would be far too costly.

*Doing Business* recognizes the limitations of the standardized case scenarios and assumptions. But while such assumptions come at the expense of generality, they also help ensure the comparability of data. For this reason it is common to see limiting assumptions of this kind in economic indicators. Inflation statistics, for example, are often based on prices of a set of consumer goods in a few urban areas, since collecting nationally representative price data at high frequencies would be prohibitively costly in many countries. To capture regional variation in the business environment within economies, *Doing Business* has complemented its global indicators with subnational studies in some economies where resources and interest have come together (box 2.1).

Some *Doing Business* topics include complex areas, and so it is important that the standardized cases are carefully defined. For example, the standardized case scenario usually involves a limited liability company or its legal equivalent. The considerations in defining this assumption are twofold. First, private limited liability companies are, empirically, the most prevalent business form for firms with more than one owner in many economies around the world. Second, this choice reflects the focus of *Doing Business* on expanding opportunities for entrepreneurship: investors are encouraged to venture into business when potential losses are limited to their capital participation.

### Limited to the formal sector

The *Doing Business* indicators assume that entrepreneurs have knowledge of and comply with applicable regulations.

## BOX 2.1 Comparing regulations at the local level: *Subnational Doing Business*

*Subnational Doing Business* expands the *Doing Business* analysis beyond the largest business city of an economy. It captures differences in regulations or in the implementation of national laws across locations within an economy (as in India) or a region (as in South East Europe). Projects are undertaken at the request of governments.

*Subnational Doing Business* produces disaggregated data on business regulations in locations where information has been nonexistent or where national data are insufficient to fully assess the regulatory environment. But it is more than a data collection exercise. *Subnational Doing Business* has proved to be a strong motivator for regulatory reform:

- *Subnational Doing Business* involves multiple interactions with government partners at national, regional and municipal levels, resulting in local ownership and capacity building.
- The data produced are comparable across locations within the economy and internationally, enabling locations to benchmark their results both locally and globally. Comparisons of locations that are within the same economy and therefore share the same legal and regulatory framework can be revealing: local officials find it hard to explain why doing business is more difficult in their jurisdiction than in a neighboring one.
- Pointing out good practices that exist in some locations but not others in an economy helps policy makers recognize the potential for achieving a regulatory performance far better than that suggested by the ranking captured in the global *Doing Business* report. This can prompt discussions of regulatory reform across different levels of government, providing opportunities for local governments and agencies to learn from one another.
- *Subnational Doing Business* indicators are actionable, because most of the areas measured are within governments' mandate. In addition, the reports provide policy recommendations and examples of good practice that are easy to replicate because of the shared legal traditions and institutions.

Since 2005 subnational reports have covered 355 cities in 55 economies, including Brazil, China, India, Kenya, Morocco, Pakistan and the Philippines.<sup>a</sup> This year subnational studies were completed in Colombia and Italy, and a report covering one data set was produced for Hargeisa (Somaliland). Studies are ongoing in 15 cities and 3 ports in the Arab Republic of Egypt, in 31 states and the Federal District in Mexico and in 36 states and the Federal Capital Territory in Nigeria. In addition, 2 regional reports were published this year:

- *Doing Business in the g7+*, comparing business regulations in economies of the g7+ group—Afghanistan, Burundi, the Central African Republic, Chad, the Comoros, the Democratic Republic of Congo, Côte d'Ivoire, Guinea, Guinea-Bissau, Haiti, Liberia, Papua New Guinea, Sierra Leone, the Solomon Islands, South Sudan, Timor-Leste and Togo.<sup>b</sup> The g7+ group is a country-owned and country-led global mechanism established in April 2010 to monitor, report and draw attention to the unique challenges faced by fragile states.
- *Doing Business in the East African Community*, covering Burundi, Kenya, Rwanda, Tanzania and Uganda.

a. Subnational reports are available on the *Doing Business* website at <http://www.doingbusiness.org/subnational>.

b. *Doing Business* does not collect data for Somalia, also a member of the g7+ group.

In practice, entrepreneurs may not know what needs to be done or how to comply, and may lose considerable time in trying to find out. Or they may deliberately avoid compliance altogether—by not registering for social security, for example. Where regulation is particularly onerous, levels of informality tend to be higher.<sup>9</sup> Compared with their formal sector counterparts, firms in the informal sector typically grow more slowly, have poorer access to credit and employ fewer workers—and these workers remain outside the protections of labor law.<sup>10</sup> Firms in the informal sector are also less likely to pay taxes.

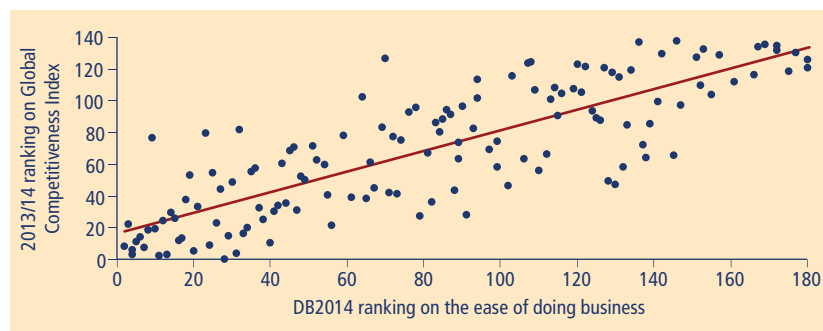
*Doing Business* measures one set of factors that help explain the occurrence of informality and give policy makers insights into potential areas of regulatory reform. Gaining a fuller understanding of the broader business environment, and a broader perspective on policy challenges, requires combining insights from *Doing Business* with data from other sources, such as the World Bank Enterprise Surveys.<sup>11</sup>

## WHY THIS FOCUS?

Why does *Doing Business* focus on the regulatory environment for small and medium-size enterprises? These enterprises are key drivers of competition, growth and job creation, particularly in developing economies. But in these economies up to 65% of output is produced in the informal sector, often because of excessive bureaucracy and regulation—and in the informal sector firms lack access to the opportunities and protections that the law provides. Even firms operating in the formal sector might not all have equal access to these opportunities and protections.

Where regulation is burdensome and competition limited, success tends to depend on whom one knows. But where regulation is transparent, efficient and implemented in a simple way, it becomes easier for aspiring entrepreneurs to compete on an equal footing and to innovate and expand. In this sense *Doing Business* values good rules as a key to social inclusion. Enabling growth—and ensuring that all people, regardless of income level, can participate in its benefits—requires an environment where new entrants with drive and good ideas

**FIGURE 2.2** A strong correlation between *Doing Business* rankings and World Economic Forum rankings on global competitiveness



Note: Relationships are significant at the 1% level after controlling for income per capita.

Source: *Doing Business* database; WEF 2013.

can get started in business and where good firms can invest and grow, thereby creating more jobs.

*Doing Business* functions as a barometer of the regulatory environment for domestic businesses. To use a medical analogy, *Doing Business* is similar to a cholesterol test. A cholesterol test does not tell us everything about our health. But our cholesterol level is easier to measure than our overall health, and the test provides us with important information, warning us when we need to adjust our behavior. Similarly, *Doing Business* does not tell us everything we need to know about the regulatory environment for domestic businesses. But its indicators cover aspects that are more easily measured than the entire regulatory environment, and they provide important information about where change is needed.

To test whether *Doing Business* serves as a proxy for the broader business environment and for competitiveness, one approach is to look at correlations between the *Doing Business* rankings and other major economic benchmarks. Closest to *Doing Business* in what it measures is the set of indicators on product market regulation compiled by the Organisation for Economic Co-operation and Development (OECD). These indicators are designed to help assess the extent to which the regulatory environment promotes or inhibits competition. They include measures of the extent of price controls, the licensing and permit system, the degree of simplification of rules and procedures, the administrative burdens and legal and

regulatory barriers, the prevalence of discriminatory procedures and the degree of government control over business enterprises.<sup>12</sup> These indicators—for the 39 countries that are covered, several of them large emerging markets—are correlated with the *Doing Business* rankings (the correlation here is 0.49).

There is a high correlation (0.84) between the *Doing Business* rankings and the rankings on the World Economic Forum's Global Competitiveness Index, a much broader measure capturing such factors as macroeconomic stability, aspects of human capital, the soundness of public institutions and the sophistication of the business community (figure 2.2).<sup>13</sup> For several of these factors the Global Competitiveness Index uses data collected by other organizations. For others it uses primary data, collected through surveys of the business community's perceptions of the business environment.<sup>14</sup> Self-reported experiences with business regulations, such as those captured by the Global Competitiveness Index, often vary much more within economies (across respondents in the same economy) than across economies, suggesting that different firms experience the same regulatory environment in very different ways.<sup>15</sup>

## DOING BUSINESS AS A BENCHMARKING EXERCISE

By capturing key dimensions of regulatory regimes, *Doing Business* provides a rich opportunity for benchmarking. Such a benchmarking exercise is necessarily



incomplete, just as the *Doing Business* data are limited in scope. It is useful when it aids judgment, but not when it supplants judgment.

Since 2006 *Doing Business* has sought to provide 2 perspectives on the data that it collects: it presents “absolute” indicators for each economy for 10 of the 11 regulatory topics that it addresses, and it provides rankings of economies for these 10 topics, by topic and also in the aggregate. Judgment is required in interpreting these measures for any economy and in determining an economically sensible and politically feasible path for regulatory reform.

Reviewing the *Doing Business* rankings in isolation may reveal unexpected results. Some economies may rank unexpectedly high on some topics. And some economies that have had rapid growth or attracted a great deal of investment may rank lower than others that appear to be less dynamic. As economies develop, they may add to or improve on regulations that protect investor and property rights. Many also tend to streamline existing regulations and prune outdated ones. One finding of *Doing Business* is that dynamic and growing economies continually reform and update their business regulations and the implementation of those regulations, while many poor economies still work with regulatory systems dating to the late 1800s.

For reform-minded governments, how much the regulatory environment for local entrepreneurs improves in an absolute sense matters far more than their economy’s ranking relative to other economies. To aid in assessing the absolute level of regulatory performance and how it improves over time, this year’s report again presents the distance to frontier measure. This measure shows the distance of each economy to the “frontier,” which represents the highest performance observed on each of the indicators across all economies included in *Doing Business* since 2003.

At any point in time the distance to frontier measure shows how far an economy is from the highest performance. And comparing an economy’s

score at 2 points in time allows users to assess the absolute change over time in the economy’s regulatory environment as measured by *Doing Business*, rather than simply the change in the economy’s performance relative to others. In this way the distance to frontier measure complements the yearly ease of doing business ranking, which compares economies with one another at a point in time.

*Doing Business* uses a simple averaging approach for weighting component indicators and calculating rankings and the distance to frontier measure. Other approaches were explored, including using principal components and unobserved components.<sup>16</sup> They turn out to yield results nearly identical to those of simple averaging. In the absence of a strong theoretical framework that assigns different weights to the topics covered for the 189 economies by *Doing Business*, the simplest method is used: weighting all topics equally and, within each topic, giving equal weight to each of the topic components.<sup>17</sup>

Each topic covered by *Doing Business* relates to a different aspect of the business regulatory environment. The rankings of each economy vary, often substantially, across topics, indicating that strong performance by an economy in one area of regulation can coexist with weak performance in another. A quick way to assess the variability of an economy’s regulatory performance across the different areas is to look at the topic rankings (see the country tables). Guatemala, for example, stands at 79 in the overall ease of doing business ranking. Its ranking is 13 on the ease of getting credit, 23 on the ease of registering property and 34 on the ease of getting electricity. At the same time, it has a ranking of 116 on the ease of trading across borders, 145 on the ease of starting a business and 157 on the strength of investor protections (see figure 1.3 in the overview).

---

## HOW GOVERNMENTS USE *DOING BUSINESS*

*Doing Business* offers policy makers a benchmarking tool useful in stimulating policy debate, both by exposing potential

challenges and by identifying good practices and lessons learned. Despite the narrow focus of the indicators, the initial debate in an economy on the results they highlight typically turns into a deeper discussion on their relevance to the economy and on areas where business regulatory reform is needed, including areas well beyond those measured by *Doing Business*.

### Part of a broad approach to policy reform

Many of the *Doing Business* indicators can be considered “actionable.” For example, governments have direct control over the minimum capital requirement for new firms. They can invest in company and property registries to increase the efficiency of these public agencies. They can improve the efficiency of tax administration by adopting the latest technologies to facilitate the preparation, filing and payment of taxes by the business community. And they can undertake court reforms to shorten delays in the enforcement of contracts. But some *Doing Business* indicators capture procedures, time and costs that involve private sector participants, such as lawyers, notaries, architects, electricians or freight forwarders. Governments may have little influence in the short run over the fees these professions charge, though much can be achieved by strengthening professional licensing regimes and preventing anticompetitive behavior. And governments have no control over the geographic location of their economy, a factor that can adversely affect businesses.

While *Doing Business* indicators are actionable, this does not necessarily mean that they are all “action-worthy” in a particular context. Business regulatory reforms are one element of a strategy aimed at improving competitiveness and establishing a solid foundation for sustainable economic growth. There are many other important goals to pursue—such as effective management of public finances, adequate attention to education and training, adoption of the latest technologies to boost economic productivity and the quality of public services, and appropriate regard for air and water quality to safeguard people’s health. Governments have to decide what set of priorities best fits the needs they face. To say

that governments should work toward a sensible set of rules for private sector activity (as embodied, for example, in the *Doing Business* indicators) does not suggest that doing so should come at the expense of other worthy policy goals.

There is no evidence that *Doing Business* reforms are crowding out reforms in other areas, such as in fiscal policy or in health and education. Indeed, governments are increasingly recognizing that improving competitiveness and creating a better climate for private sector activity requires actions across a broad front, addressing factors and policies that extend well beyond those captured by the *Doing Business* indicators.

Over several years of engaging with authorities in a large number of economies, the *Doing Business* team has never seen a case where the binding constraint to, say, improvements in tax administration or contract enforcement was the feverish pace of reforms in other policy areas. Increasingly, the opposite seems to be the case, with governments recognizing the synergies of multifaceted reforms across a broad range of areas. Moreover, because the areas measured by *Doing Business* indicators encompass many government departments—typically including the ministries of justice, commerce, industry, finance, trade and energy, to name just a few—the administrative burden of regulatory reforms is more equitably shared.

Another factor has also helped sustain the interest of policy makers in the *Doing Business* data. Implementing coherent economic policies in the face of a rapidly changing global economy and an uncertain economic outlook is a great challenge. Many of the factors shaping the environment in which economic policies are formulated lie well outside the control of most policy makers, especially those in the developing world. But the rules and regulations that governments put in place to underpin private sector activity are largely homemade. Whether these rules are sensible or excessively burdensome, whether they create perverse incentives or help establish a level playing field, whether they safeguard transparency and encourage adequate competition—all this is largely within the control of governments.

### Insights into good practices

As governments over the past decade have increasingly understood the importance of business regulation as a driving force of competitiveness, they have turned to *Doing Business* as a repository of actionable, objective data providing unique insights into good practices worldwide. Reform-minded governments seeking success stories in business regulation find examples in *Doing Business* (box 2.2). Saudi Arabia, for example, used the company law of France as a model for revising its own law. Many African governments may look to Mauritius—the region's strongest performer on *Doing Business* indicators—as a source of good practices to inspire regulatory reforms in their own countries. Governments shared knowledge of business regulations before the *Doing Business* project began. But

*Doing Business* made it easier by creating a common language comparing business regulations around the world.

Over the past decade governments worldwide have been actively improving the regulatory environment for domestic companies. Most reforms relating to *Doing Business* topics have been nested in broader reform programs aimed at enhancing economic competitiveness, as in Colombia, Kenya, Liberia and the Russian Federation. In structuring reform programs for the business environment, governments use multiple data sources and indicators. This recognizes the reality that the *Doing Business* data on their own provide an incomplete roadmap for successful business regulatory reforms.<sup>18</sup> It also reflects the need to respond to many stakeholders

## BOX 2.2 How economies have used *Doing Business* in regulatory reform programs

To ensure the coordination of efforts across agencies, such economies as Brunei Darussalam, Colombia and Rwanda have formed regulatory reform committees, reporting directly to the president. These committees use the *Doing Business* indicators as one input to inform their programs for improving the business environment. More than 45 other economies have formed such committees at the interministerial level. In East and South Asia they include the Republic of Korea; Malaysia; the Philippines; Taiwan, China; and Vietnam. In the Middle East and North Africa: Morocco, Saudi Arabia and the United Arab Emirates. In Europe and Central Asia: Croatia, Georgia, Kazakhstan, Kosovo, the Kyrgyz Republic, the former Yugoslav Republic of Macedonia, Moldova, Montenegro, Poland, the Russian Federation, Tajikistan, Ukraine and Uzbekistan. In Sub-Saharan Africa: Botswana, Burundi, the Central African Republic, the Comoros, the Democratic Republic of Congo, the Republic of Congo, Côte d'Ivoire, Guinea, Kenya, Liberia, Malawi, Mali, Nigeria, Sierra Leone, Togo and Zambia. And in Latin America: Chile, Costa Rica, the Dominican Republic, Guatemala, Mexico, Panama and Peru.

Since 2003 governments have reported more than 530 regulatory reforms that have been informed by *Doing Business*.<sup>a</sup> Many economies share knowledge on the regulatory reform process related to the areas measured by *Doing Business*. Among the most common venues for this knowledge sharing are peer-to-peer learning events—workshops where officials from different governments across a region or even across the globe meet to discuss the challenges of regulatory reform and to share their experiences. In recent years such events have taken place in Panama and Colombia (for Latin America and the Caribbean), in South Africa (for Sub-Saharan Africa), in Georgia (for Europe and Central Asia), in Malaysia (for East Asia and the Pacific) and in Morocco (for the Middle East and North Africa).

a. These are reforms for which *Doing Business* is aware that information provided by the *Doing Business* report was used in shaping the reform agenda.

and interest groups, all of whom bring important issues and concerns to the reform debate.

When the World Bank Group engages with governments on the subject of improving the investment climate, the dialogue aims to encourage the critical use of the *Doing Business* data—to sharpen judgment and promote broad-based reforms that enhance the investment climate rather than a narrow focus on improving the *Doing Business* rankings. The World Bank Group uses a vast range of indicators and analytics in this policy dialogue, including its Global Poverty Monitoring Indicators, World Development Indicators, Logistics Performance Indicators and many others. The open data initiative has made data for many such indicators conveniently available to the public at <http://data.worldbank.org>.

## METHODOLOGY AND DATA

The *Doing Business* data are based on domestic laws and regulations as well as administrative requirements. The data cover 189 economies—including small economies and some of the poorest economies, for which little or no data are available in other data sets. (For a detailed explanation of the *Doing Business* methodology, see the data notes.) *Doing Business* uses 4 main sources of information: *Doing Business* respondents, the relevant laws and regulations, the governments of the economies covered and the World Bank Group regional staff.

### *Doing Business* respondents

Over the past 11 years more than 25,000 professionals in 189 economies have assisted in providing the data that inform the *Doing Business* indicators. This year's report draws on the inputs of more than 10,200 professionals.<sup>19</sup> Table 21.2 in the data notes lists the number of respondents for each indicator set. The *Doing Business* website shows the number of respondents for each economy and each indicator. Respondents are professionals who routinely administer or advise on the legal and regulatory requirements covered in each *Doing Business* topic. They are selected on the basis of their expertise in the specific areas covered by

*Doing Business*. Because of the focus on legal and regulatory arrangements, most of the respondents are legal professionals such as lawyers, judges or notaries. The credit information questionnaire is completed by officials of the credit registry or bureau. Freight forwarders, accountants, architects, engineers and other professionals answer the questionnaires related to trading across borders, taxes and construction permits. Certain public officials (such as registrars from the commercial or property registry) also provide information that is incorporated into the indicators.

*Doing Business* does not survey firms for 2 main reasons. The first relates to the frequency with which firms engage in the transactions captured by the indicators, which is generally low. For example, a firm goes through the start-up process once in its existence, while an incorporation lawyer may carry out several dozen such transactions in a year. The incorporation lawyers and other experts providing information to *Doing Business* are therefore better able to assess the process of starting a business than are individual firms. The second reason is that the *Doing Business* questionnaires mostly gather legal information, which firms are unlikely to be fully familiar with. For example, few firms will know about all the many legal procedures involved in resolving a commercial dispute through the courts, even if they have gone through the process themselves. But a litigation lawyer would have no difficulty in identifying all the necessary steps.

The annual data collection exercise is an update of the database. The *Doing Business* team and the contributors examine the extent to which the regulatory framework has changed in ways relevant for the features captured by the indicators. The data collection process should therefore be seen as adding each year to an existing stock of knowledge reflected in the previous year's report, not as creating an entirely new data set. Here is an example: In *Doing Business 2012* and *Doing Business 2013* there were an average of 13 economies for which changes in legislation affected the scores embedded in the protecting investors indicators. For all other economies the protecting investors data remained unchanged.

### Relevant laws and regulations

Most of the *Doing Business* indicators are based on laws and regulations. *Doing Business* respondents both fill out written questionnaires and provide references to the relevant laws, regulations and fee schedules, aiding data checking and quality assurance. Having representative samples of respondents is not an issue, as the texts of the relevant laws and regulations are collected and answers checked for accuracy. For example, the *Doing Business* team will examine the commercial code of Greece to confirm the paid-in minimum capital requirement, look at the banking law of Ghana to see whether borrowers have the right to access their data at the credit bureau and read the tax code of Guatemala to find applicable tax rates. Indeed, 72% of the data embedded in the *Doing Business* indicators are based on a reading of the law. In principle in these cases, as long as there are no issues of language, the role of the contributors is largely advisory—helping in the corroboration of the *Doing Business* team's understanding of the laws and regulations—and there are quickly diminishing returns to an expansion in their number.

For the other 28% of the data the team conducts extensive consultations with multiple contributors to minimize measurement error. For some indicators—for example, those on dealing with construction permits, enforcing contracts and resolving insolvency—the time component and part of the cost component (where fee schedules are lacking) are based on actual practice rather than the law on the books. This introduces a degree of judgment. The *Doing Business* approach has therefore been to work with legal practitioners or professionals who regularly undertake the transactions involved. Following the standard methodological approach for time-and-motion studies, *Doing Business* breaks down each process or transaction, such as starting a business or registering a building, into separate steps to ensure a better estimate of time. The time estimate for each step is given by practitioners with significant and routine experience in the transaction. When time estimates differ, further interactions with respondents are pursued to converge on one estimate or a narrow range that reflects the majority of applicable cases.

## Governments and World Bank Group regional staff

After receiving the completed questionnaires from the *Doing Business* respondents, verifying the information against the law and conducting follow-up inquiries to ensure that all relevant information is captured, the *Doing Business* team shares the preliminary findings of the report with governments through the Board of Executive Directors and the regional staff of the World Bank Group (figure 2.3). Through this process government authorities and local World Bank Group staff in the 189 economies covered can alert the team about, for example, regulatory reforms not picked up by the respondents or additional achievements of regulatory reforms already captured in the database. In response to such feedback, the *Doing Business* team turns to the local private sector experts for further consultation and, as needed, corroboration. In addition, the team responds formally to the comments of governments or regional staff and provides explanations of the scoring decisions.

## Improvements to the methodology

The methodology has undergone continual improvement over the years. For enforcing contracts, for example, the amount of the disputed claim in the case study was increased from 50% of

income per capita to 200% after the first year of data collection, as it became clear that smaller claims were unlikely to go to court. Another change related to starting a business. The minimum capital requirement can be an obstacle for potential entrepreneurs. *Doing Business* measured the required minimum capital regardless of whether it had to be paid up front or not. In many economies only part of the minimum capital has to be paid up front. To reflect the relevant barrier to entry, the paid-in minimum capital has been used rather than the required minimum capital.

This year's report includes an update in the methodology for 2 indicator sets—paying taxes and trading across borders. For trading across borders, documents that are required purely for purposes of preferential treatment are no longer included in the list of documents (for example, a certificate of origin if the use is only to qualify for a preferential tariff rate under trade agreements). For paying taxes, the value of fuel taxes is no longer included in the total tax rate because of the difficulty of computing these small taxes. Fuel taxes continue to be counted in the number of payments.

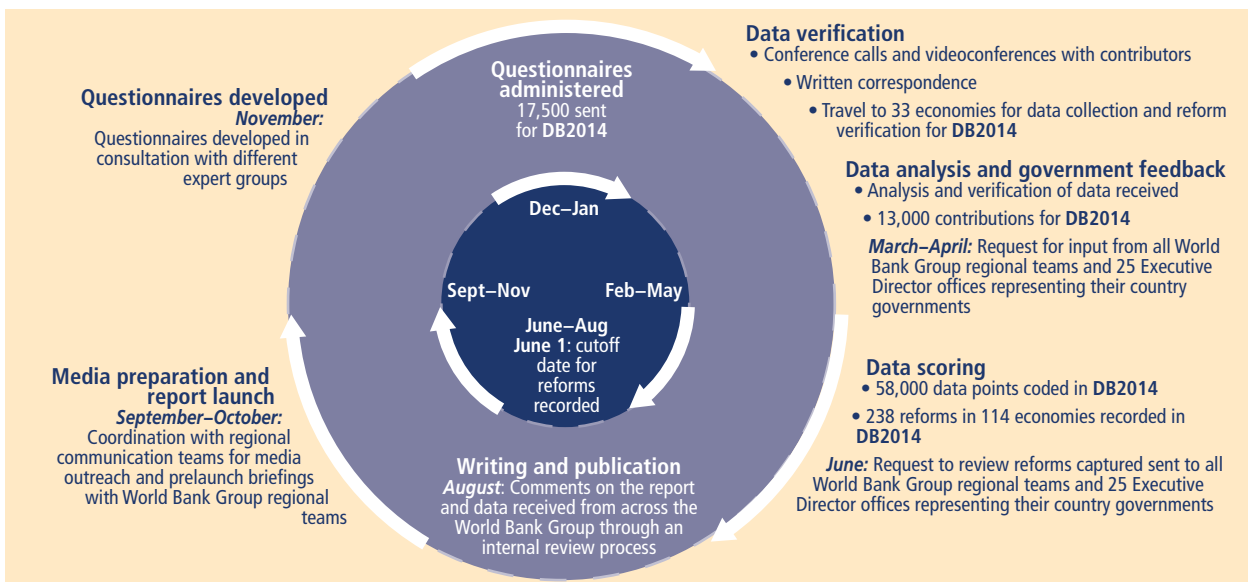
In addition, the rule establishing that each procedure must take at least 1 day was removed for procedures that can be

fully completed online in just a few hours. When the indicators were first developed in 2002, online procedures were not widespread globally. In the ensuing years there has been an impressive acceleration in the adoption by governments and the private sector of the latest information and communication technologies for the provision of various services. While at the time *Doing Business* did not see the need to create a separate rule to account for online procedures, the widespread use of the new technologies today suggests that such distinction is now justified and the *Doing Business* methodology was changed this year to reflect the practice. This change affects the time indicator for starting a business, dealing with construction permits and registering property.<sup>20</sup> For procedures that can be fully completed online, the duration is now set at half a day rather than a full day.

## Data adjustments

All changes in methodology are explained in the data notes as well as on the *Doing Business* website. In addition, data time series for each indicator and economy are available on the website, beginning with the first year the indicator or economy was included in the report. To provide a comparable time series for research, the data set is back-calculated to adjust for changes in methodology, including those

FIGURE 2.3 The *Doing Business* data collection cycle



described in the previous section, and any revisions in data due to corrections. The data set is not back-calculated for year-to-year revisions in income per capita data (that is, when the income per capita data are revised by the original data sources, *Doing Business* does not update the cost measures for previous years). The website also makes available all original data sets used for background papers.

Information on data corrections is provided in the data notes and on the website. A transparent complaint procedure allows anyone to challenge the data. Over the past year the team received and responded to more than 140 queries on the data. These queries led to corrections of less than 8.5% of the data points. If errors are confirmed after a data verification process, they are expeditiously corrected.

## NOTES

1. World Bank 2005; Stampini and others 2011.
2. See, for example, Alesina and others (2005); Perotti and Volpin (2005); Fisman and Sarría-Allende (2010); Antunes and Cavalcanti (2007); Barseghyan (2008); Klapper, Lewin and Quesada Delgado (2009); Freund and Bolaky (2008); Chang, Kaltani and Loayza (2009); Helpman, Melitz and Rubinstein (2008); Klapper, Laeven and Rajan (2006); World Bank (2005); and Ardagna and Lusardi (2010).
3. Djankov, La Porta and others 2001.
4. These papers include Djankov and others (2002); Djankov and Shleifer (2007); Djankov and others (2008); Djankov and Pham (2010); Djankov and others (2003); Djankov and others (2008); Botero and others (2004); and Djankov and others (2010).
5. For more details on how the aggregate ranking is created, see the chapter on the ease of doing business and distance to frontier.
6. <http://www.doingbusiness.org>.
7. De Soto 2000.
8. Questionnaires are administered annually to local experts in 189 economies to collect and update the data. The local experts for each economy are listed on the *Doing Business* website (<http://www.doingbusiness.org>) and in the acknowledgments at the end of this report.
9. Kaplan, Piedra and Seira 2011; Cufat and Melitz 2007; Micco and Pagés 2006; Cardenas and Roza 2009; Dulleck, Frijters and Winter-Ebmer 2006; Ciccone and Pappaioannou 2007; Klapper, Lewin and Quesada Delgado 2009; Branstetter and others 2013; Bruhn 2011, 2013; Sharma 2009.
10. Schneider 2005; La Porta and Shleifer 2008.
11. <http://www.enterprisesurveys.org>.
12. OECD, "Indicators of Product Market Regulation," <http://www.oecd.org/>. The measures are aggregated into 3 broad families that capture state control, barriers to entrepreneurship and barriers to international trade and investment. The 39 countries included in the OECD market regulation indicators are Australia, Austria, Belgium, Brazil, Canada, Chile, China, the Czech Republic, Denmark, Estonia, Finland, France, Germany, Greece, Hungary, Iceland, India, Ireland, Israel, Italy, Japan, Korea, Luxembourg, Mexico, the Netherlands, New Zealand, Norway, Poland, Portugal, Russia, the Slovak Republic, Slovenia, South Africa, Spain, Sweden, Switzerland, Turkey, the United Kingdom and the United States.
13. The World Economic Forum's *Global Competitiveness Report* uses *Doing Business* data sets on starting a business, employing workers, protecting investors and getting credit (legal rights), representing 7 of a total of 113 different indicators (or 6.19%).
14. The World Economic Forum constructs much of the Global Competitiveness Index mainly from secondary data. For example, it uses macroeconomic data from the International Monetary Fund's World Economic Outlook database, penetration rates for various technologies from the International Telecommunication Union, school enrollment rates and public health indicators from the World Bank's World Development Indicators database and indicators from other such sources, including *Doing Business*. It also supplements the secondary data with some primary data, collected from relatively small-sample opinion surveys of enterprise managers (Executive Opinion Surveys), for components accounting for 64% of the indicators captured in the index. By contrast, the *Doing Business* indicators are based entirely on primary data.
15. Hallward-Driemeier, Khun-Jush and Pritchett (2010), analyzing data from World Bank Enterprise Surveys for Sub-Saharan Africa, show that de jure measures such as *Doing Business* indicators are virtually uncorrelated with ex post firm-level responses, providing evidence that deals rather than rules prevail in Africa. The authors find that the gap between de jure and de facto conditions grows with the formal regulatory burden. The evidence also shows that more burdensome processes open up more space for making deals and that firms may not incur the official costs of compliance but still pay to avoid them.
16. A technical note on the different aggregation and weighting methods is available on the *Doing Business* website (<http://www.doingbusiness.org>).
17. For more details, see the chapter on the ease of doing business and distance to frontier.
18. One study using *Doing Business* indicators illustrates the difficulties in using highly disaggregated indicators to identify reform priorities (Kraay and Tawara 2011).
19. While about 10,200 contributors provided data for this year's report, many of them completed a questionnaire for more than one *Doing Business* indicator set. Indeed, the total number of contributions received for this year's report is more than 13,000, which represents a true measure of the inputs received. The average number of contributions per indicator set and economy is just over 6. For more details, see <http://www.doingbusiness.org/contributors/doing-business>.
20. For getting electricity the rule that each procedure must take a minimum of 1 day still applies because in practice there are no cases in which procedures can be fully completed online in less than a day. For example, even though in some cases it is possible to apply for an electricity connection online, additional requirements mean that the process cannot be completed in less than 1 day.



# Research on the effects of business regulations



- Since 2003, 1,578 research articles using *Doing Business* data have been published in peer-reviewed academic journals and another 4,464 have been posted online.
- According to the findings of the research, reforms simplifying business registration lead to more firm creation. Nevertheless, firms that do not see the benefits of formalizing are less likely to respond to policies aimed at improving business regulations.
- Increasing trade openness has larger effects on growth when labor markets are more flexible.
- Research supports the view that the cumbersome, poorly functioning regulatory business environments undermine entrepreneurship and economic performance.
- The introduction of collateral registries and debt recovery tribunals leads to better performing credit markets.

*Doing Business* has provided new data on business regulations, enabling research on them to flourish. Extensive empirical literature has assessed how the regulatory environment for business affects a broad range of economic outcomes at both the macro and micro levels—including productivity, growth, employment, trade, investment, access to finance and the informal economy. Since 2003, when this report was first published, 1,578 research articles discussing how regulations in the areas measured by *Doing Business* influence economic outcomes have been published in peer-reviewed academic journals. Another 4,464 working papers have been posted online.<sup>1</sup>

To provide some insight into the findings of this fast-growing literature, this chapter reviews articles published in top-ranking economics journals over the past 5 years or disseminated as working papers in the past 2 years.<sup>2</sup> The chapter only covers studies that use *Doing Business* data for analysis or motivation, or else rely on conceptually and methodologically similar indicators (tables 3.1 and 3.2).

The methodologies underpinning empirical work affect the reliability of its findings and ability to influence future research and policies. Papers in the regulatory business environment literature also vary in how much they can demonstrate causal effects between better business regulation and outcomes of interest.

At one end, some studies simply document cross-country correlations between business regulatory variables and outcome variables, showing whether these variables are positively or negatively associated. But such studies cannot indicate whether and how much business regulatory variables changed outcome variables

because with this method it is difficult to isolate the effects of other factors.

At the other end, some studies use natural experiments, in the spirit of randomized evaluations, that to some extent control for everything else affecting the outcome variable and can isolate the causal part of this relationship (box 3.1). For example, assume that the goal is to assess how a regulatory reform affects productivity in a given economy. Simple correlations can only show whether the reform is positively or negatively associated with productivity. But natural experiments make it possible to see if the reform has a positive or negative impact on productivity—as well as the magnitude of that impact. A methodology called difference-in-difference estimation, which is similar in principle to natural experiments and is commonly used in the literature, also allows for the assessment of the sign and magnitude of the impact of a reform on an outcome variable (box 3.1).

Other estimation methods frequently used in economic analysis are panel data and instrumental variable analyses, which lie somewhere between pure cross-sectional analysis and natural experiments in terms of their ability to show whether there is a causal link between variables of interest. Panel data include both cross-sectional and time series data—for instance, a dataset that covers multiple economies over time. Such data enable researchers to control for the impact of economy-specific factors that do not vary over time, such as location. This methodology can yield more convincing results than pure cross-sectional analysis. But in many cases, given the complexity of economic settings, they may not establish causality between regulatory changes and outcomes of interest.

### BOX 3.1 What are randomized evaluations and natural experiments?

Randomized evaluations bring experimental methods normally used in medicine or chemistry into economics. This approach tries to transform the world into a lab where researchers can clearly define control groups and treatment groups, with the treatment groups receiving interventions and control groups do not. Such experiments can be randomized by design when the choice of being part of either group is random.

For instance, when assessing how school books affect children's learning, one can design a randomized experiment where chance determines which children get books and which do not. Such experiments are almost impossible to conduct for business regulations. For example, it is impossible to randomly assign who has access to a new one-stop shop for business registration and who does not. So researchers look for natural experiments—interventions not designed by them—with treatment and control groups and where the rule assigning the data to the groups is unrelated to the outcome being studied. This is a fundamental characteristic of a natural experiment because without it causal interpretation is not possible.

For business regulations a control group can be formed by collecting data from, for example, cities in an economy not affected by a change in a law, regulation or economic policy, while a treatment group can be formed by collecting the same data from affected cities but otherwise identical to unaffected ones. To see if the change in a law, regulation or economic policy affected an outcome variable—say, income—one can assess whether the incomes of the treatment and control cities differed significantly after the change. For a causal interpretation to be possible, the treatment and control cities should have evolved similarly if the change had not been made. This assumption is unlikely to hold in most cases, making natural experiments rare.

A more commonly used methodology in the literature similar in principle to natural experiments and has weaker assumptions is called difference-in-difference estimation. The main difference between natural experiments and difference-in-difference estimation is that in natural experiments treatment and control groups are assumed to be analogous prior to intervention and evolved similarly in the absence of intervention. In difference-in-difference estimation, these assumptions do not need to hold *priori*. The differences between treatment and control groups are removed by subtracting the change in means of control group from the change in means of treatment group over the time period considered in the study. The impact of intervention on outcome variable then is estimated using panel data technique and differenced data.

Instrumental variable analysis allows researchers to establish the direction and magnitude of causality by incorporating an exogenous “instrumental variable” closely correlated with the variable being considered (say, regulatory reform) and not with the outcome variable (say, productivity). For instance, Acemoglu, Johnson and Robinson (2002) use an instrumental variable to analyze how institutions affect income per capita. Because economies with strong institutions

tend to have high incomes and vice versa, cross-sectional or panel data analysis would not allow the authors to separate the impact of institutions on income from the impact of income on institutions.

To address this two-way relationship, the authors use mortality rates of European settlers as an instrument for institutions because it is closely correlated with the institutional environment in former colonies but not with their incomes. The

idea is that European colonizers did not establish institutions in economies with high mortality rates. Thus the mortality rates of colonizers hundreds of years ago shaped the current institutions of many economies, independent of their current incomes, making it an appropriate instrumental variable for institutions and allowing the authors to assess how institutions affect incomes. However, the credibility of this approach depends on the plausibility of the assumption that the instrument has no direct effect on the outcome of interest. For example, if there is a direct link between mortality rates of European settlers and current incomes (for example, through climate, which affects the disease environment), this approach will not be effective in isolating causal effects of institutions on income.

### FIRM ENTRY AND LABOR MARKET REGULATIONS

One of the most cited theoretical mechanisms on how excessive business regulation affects economic performance and development is that it makes it too costly for firms to engage in the formal economy, causing them not to invest or to move to the informal economy. Recent studies have conducted extensive empirical testing of this proposition using *Doing Business* and other related indicators.

Bruhn (2011, 2013), among the leading studies employing natural experiments, use quarterly national employment data collected by the Mexican government between 2000 and 2004 and the fact that different regions started implementing business registration reform—called Systems of Fast Opening of Firms (SARE)—at different times to identify how the reform affected the occupational choices of business owners in the informal economy. Bruhn (2011) finds that reform increased the number of registered businesses by 5%, which was entirely because former wage employees started businesses—not because formerly unregistered businesses got registered. Bruhn (2011) also shows that the reform increased wage employment by 2% and reduced the income of incumbent businesses by 3% due to increased competition.

TABLE 3.1 Recent research using *Doing Business* and related indicators by area of study and methodology

Methodology/area of study	Natural experiments and difference-in-difference estimators	Instrumental variable panel estimators	Other panel estimators	Instrumental variable cross-sectional estimators	Other cross-sectional estimators
Firm entry and labor market regulations	Branstetter and others 2013; Bruhn 2013, 2011; de Mel, McKenzie and Woodruff 2013; Kaplan, Piedra and Seira 2011; Monteiro and Assunção 2012		Dreher and Gassebner 2013		Amin 2009
Trade regulations and costs			Chang, Kaltani and Loayza 2009; Busse, Hoekstra and Königler 2012; Portugal-Perez and Wilson 2011; Şeker 2011	Djankov, Freund and Pham 2010; Freund and Rocha 2011	Hoekman and Nicta 2011
Regulations on courts, credit markets, bankruptcy laws and investor protection	Giannetti and Jentsch 2013; Giné and Love 2010; Lilienfeld-Toal, Mookherjee and Visaria 2012; Love, Martinez-Peria and Singh 2013; Visaria 2009	Cavalcanti 2010; John, Litov and Yeung 2008	Büyükkarabacak and Valev 2012	Houston and others 2010	
Tax regulations	Monteiro and Assunção 2012		Lawless 2013		Djankov and others 2010
Business regulatory environment and economic performance	Amiti and Khandelwal 2011	Barseghyan 2008; Freund and Bolaky 2008	Dall'Olio and others 2013; Dutz and others 2011	Djankov, McLiesh and Ramalho 2006	

Note: Janiak (2013) and di Giovanni and Levchenko (2013) are not included here because they are theoretical papers, not empirical. Nevertheless, the authors use *Doing Business* data to calibrate their theoretical models.

To take into account the effects of individual characteristics of informal business owners on their occupational choices after the reform, Bruhn (2013) separates informal business owners into 2 groups: those with characteristics similar to formal business owners and those with characteristics similar to wage workers. It then estimates the impact that the reform had on the occupational choices of the 2 groups. Bruhn finds that in municipalities with high pre-reform obstacles to formal entrepreneurship, the reform caused 14.9% of informal business owners with characteristics similar to those of formal business owners to shift to the formal economy—while it caused 6% of informal business owners with characteristics similar to those of wage workers to shift to wage employment. These results suggest that the informal economy has different types of business owners who react to reforms differently. For example, some individuals become informal business owners because of cumbersome regulations while others do so temporarily until they find a job.

Kaplan, Piedra and Seira (2011) use the same data from Mexico to construct a counterfactual scenario showing how quickly new firms would have been created without the business registration reform. Their scenario uses two control groups: municipalities that did not adopt the reform and industries not eligible for it. The idea is that control municipalities and industries are good proxies for what would have happened in treatment municipalities and industries in the absence of the reform. The authors find that the simplified entry regulations led 5% of informal firms to shift to the formal economy, though they note that this effect is not permanent.

Bruhn (2013) explains the modest percentage shift of firms from the informal economy in response to the reform as partly resulting from lower benefits of formalization and the fact that the reform only covered business registration at the municipal level and business owners still needed to register with the federal tax authority. But Kaplan, Piedra and Seira (2011) point out that the cost of taxes,

the scarcity of marketable ideas and the limited benefits of being formal are far more important obstacles to creating and formalizing firms. Accordingly, they conclude that for reform to have a large impact on formality and firm creation, it should be comprehensive.

Branstetter and others (2013) offer further evidence that simpler business registration helps create formal firms. The authors use nationwide, micro-level matched employer-employee data from Portugal collected in 2000 and 2006 to examine the impact of a reform program, called On the Spot Firms, introduced in 2005. The program substantially cut business registration procedures and costs by introducing one-stop-shops. Using a difference-in-difference methodology based on a comparative analysis of firms established before and after the program to isolate the program's impact on business start-ups, the authors find that reducing the time and cost of firm registration increased the number of start-ups by 17% and created about 7 new jobs a month per 100,000 county inhabitants in eligible industries.



TABLE 3.2 Summary findings of recent research using *Doing Business* and related indicators by methodology

Methodology	Findings of recent research
Natural experiments/ difference-in-difference estimates	<p>In Portugal cutting the time and cost of firm registration increased the number of business start-ups by 17% and created about 7 new jobs a month per 100,000 county inhabitants in eligible industries. The start-ups created after the reform are smaller, more likely to be owned by women, headed by relatively inexperienced and poorly educated entrepreneurs and have lower sales per worker than start-ups created before the reform (Branstetter and others 2013).</p> <p>In municipalities with high constraints to formal entrepreneurship, business registration reform caused 14.9% of informal business owners with characteristics similar to those of formal business owners to shift to the formal economy in Mexico (Bruhn 2013).</p> <p>A reform that simplified business registration in Mexican municipalities increased registration by 5% and wage employment by 2.2%. It also decreased the income of incumbent businesses by 3% due to increased competition (Bruhn 2011).</p> <p>Providing information about registration or paying for it do not necessarily increase formalization, particularly when there are other barriers to it (de Mel, McKenzie and Woodruff 2013).</p> <p>Simplified entry regulations led 5% of informal firms to shift to the formal economy in Mexico, though this effect is not permanent (Kaplan, Piedra and Seira 2011).</p> <p>Mandatory credit reporting systems improve financial intermediation and access, particularly when used in conjunction with credit information systems (Giannetti and Jentzsch 2013).</p> <p>A reform making bankruptcy laws more efficient significantly improved the recovery rate of viable firms in Colombia (Giné and Love 2010).</p> <p>Debt recovery tribunals in India caused a decrease in the borrowing and fixed assets of small firms and an increase in the borrowing, fixed assets, and profits of large firms (Lilienfeld-Toal, Mookherjee and Visaria 2012).</p> <p>Introduction of collateral registries for movable assets increased the firms' access to finance by around 8%. The impact was larger for smaller firms (Love, Martinez-Peria and Singh 2013).</p> <p>Debt recovery tribunals reduced nonperforming loans by 28% and interest rates on larger loans, implying that faster processing of debt recovery suit cut the cost of credit in India (Visaria 2009).</p> <p>Business licensing among retail firms rose 13% after a tax reform in Brazil (Monteiro and Assunção 2012).</p> <p>Import competition leads to much smaller quality upgrading in OECD economies with more cumbersome regulations, while in non-OECD economies with more cumbersome regulations it does not have effect on quality (Amiti and Khandelwal 2011).</p>
Instrumental variable panel estimates	<p>When credit market frictions are low, a reduction in credit market frictions decreases the impact of financial shocks on macroeconomic volatility (Cavalcanti 2010).</p> <p>Strong investor rights lead to higher corporate risk-taking and growth (John, Litov and Yeung 2008).</p> <p>An increase in entry costs of 80% of income per capita decreases total factor productivity by 22% and output per worker by 29% (Barseghyan 2008).</p> <p>A 1% increase in trade is associated with more than a 0.5% increase in income per capita in economies with flexible entry regulations, but has no positive income effects in more rigid economies (Freund and Bolaky 2008).</p>
Other panel data estimates	<p>Cumbersome procedures and high levels of minimum capital are negatively associated with firm entry. Stringent regulations go hand in hand with corruption (Dreher and Gassebner 2013).</p> <p>Increasing trade openness has larger effects on growth when labor markets are more flexible (Chang, Kaltani and Loayza 2009).</p> <p>Better regulations are associated with lower time and costs of trading in developing economies (Busse, Hoekstra and Königer 2012).</p> <p>Good, efficient infrastructure and a healthy business environment are positively linked to export performance (Portugal-Perez and Wilson 2011).</p> <p>Improvements in trade facilitation and entry regulations raise export volumes and reduce distortions caused by restrictions on access to foreign markets (Şeker 2011).</p> <p>Public credit registries and private credit bureaus reduce the probability of bank crises, particularly in low-income economies (Büyükkarabacak and Valev 2012).</p> <p>Complex tax systems are associated with lower numbers of foreign direct investment in an economy but do not affect its level. A high corporate tax rate, on the other hand, is negatively related to both the number and level of foreign direct investment. A 10% reduction in tax complexity is comparable to a 1% reduction in effective corporate tax rates (Lawless 2013).</p> <p>Improvements in the <i>Doing Business</i> indicators are positively associated with increases in labor productivity in the manufacturing and services sectors in EU-15 and EU-12 countries, though this association is stronger in EU-12 countries (Dall'Olmo and others 2013).</p> <p><i>Doing Business</i> indicators such as getting credit, protecting investors and trading across borders are positively associated with product and process innovation for young firms in non-OECD countries (Dutz and others 2011).</p>

(continued on next page)

TABLE 3.2 Summary findings of recent research using *Doing Business* and related indicators by methodology (continued)

Methodology	Findings of recent research
Instrumental variable cross-sectional estimates	<p>One day of delay in transport time reduces trade by at least 1%. The impact of this delay is larger for time-sensitive agricultural and manufacturing products and for transit times abroad for landlocked economies (Djankov, Freund and Pham 2010).</p> <p>A 1-day increase in transit time reduces exports by an average of 7% in Sub-Saharan Africa (Freund and Rocha 2011).</p> <p>Stronger creditor rights increase bank risk-taking and the likelihood of financial crises as well as growth. Sharing information among creditors, on the other hand, reduces the likelihood of financial crisis and increases growth (Houston and others 2010).</p> <p>Economies with good business regulatory environments grow faster. Output growth is 2.3% higher for the best quartile in the sample than for the worst (Djankov, McLiesh and Ramalho 2006).</p>
Other cross-sectional estimates	<p>Labor reforms can increase employment in the retail sector by 22% and reduce informal economic activity by 33% (Amin 2009).</p> <p>Import and export costs are highly negatively related to trade volume (Hoekman and Nicita 2011).</p> <p>Higher effective corporate tax rates are associated with lower investment, foreign direct investment and entrepreneurial activity (Djankov and others 2010).</p>

The authors also find that start-ups created after reform tend to be smaller, more likely to be owned by women, headed by relatively inexperienced and poorly educated entrepreneurs and have lower sales per worker than start-ups created before the reform, suggesting that the pre-reform regulatory barriers to entry mattered mostly for marginal firms.

Excessive entry regulation can be detrimental to entrepreneurship and a source of corruption. To test this, Dreher and Gassebner (2013) use panel data for 43 economies from 2003 to 2005. They find that high numbers of procedures and high minimum capital requirements impede firm entry. Furthermore, high levels of regulation go hand in hand with corruption. The authors find that corruption is used to “grease the wheels,” reducing the burdensome impact of regulations.

Using a field experiment in Sri Lanka with one control and four treatment groups and offering incentives to informal firms to formalize, de Mel, McKenzie and Woodruff (2013) find that providing information on registration or paying for it do not necessarily increase formalization. These interventions had a low impact because many firms that did not register had informal leases or agreements and were not able to provide authorities with the required proof of ownership for the land where they operated.

Thus business entry regulations cannot be seen in isolation because the benefits of improving the start-up process are conditional on many other factors, including land regulations, taxation and labor regulations. In addition, firms that do not see the benefits of formalizing are less likely to respond to policies aimed at improving business registration. This conclusion is supported by Bruhn and McKenzie (2013), who survey the current literature on business entry reforms. Small informal firms in particular do not seem to benefit from simpler business entry and are not more likely to formalize after such policy interventions.

Overregulated labor markets, like overregulated business entry, can also lead to a large informal economy and high unemployment because they increase barriers to formal employment and make markets too rigid to adjust to changing conditions in an economy. Amin (2009) examines this point using data on 1,948 formal retail stores in 16 major states and 41 cities of India from 2006. Based on cross-sectional regression analysis and controlling for a large number of factors that affect unemployment, he shows that labor regulations in India’s retail sector undermine job creation. He further notes that labor reforms could increase employment in the retail sector by as much as 22% for an average store—a significant effect given that the retail sector is India’s second largest employer, accounting for more

than 9.4% of the formal jobs. Amin also shows that labor reforms can shrink the informal economy by 33%.

Using a theoretical model where a few large firms account for a disproportionate share of economic activity and calibrating this model with *Doing Business* data, di Giovanni and Levchenko (2013) show that reducing entry costs to levels similar to those in the United States improves welfare as measured by real income per capita by 3.3%. One of the study’s main assumptions is the distribution of firm size. In economies where large firms do not account for a disproportionate share of economic activity (which is more likely in developing economies), gains from lowering entry barriers—such as those measured by *Doing Business*—are likely to be larger.

## TRADE REGULATIONS AND COSTS

As the world’s economies have become more interlinked, both public and private sectors have become increasingly concerned about becoming more competitive in global markets. But in many economies, companies engaged in international trade still struggle with high trade costs arising from transport, logistics and regulations, impeding their competitiveness and preventing them from taking full advantage of their production capacity. With the

availability of *Doing Business* indicators on trading across borders—which measure the time, procedural and monetary costs of exporting and importing—several empirical studies have assessed how trade costs affect the export and import performance of economies.

Hoekman and Nicita (2011) use cross-sectional data from 105 economies in 2006 and a gravity-type regression model that controls for logistics quality and several tariff and nontariff costs to show that import and export costs are highly negatively related to trade volume. Similarly, Djankov, Freund and Pham (2010) assess the impact of time delays in exporting on aggregate bilateral trade volumes in 98 economies in 2005 using instrumental variable analysis to identify the causation between time delays and trade volumes. As an instrumental variable they use landlocked economies and their export delays in neighboring economies during the transport of their containers to ports. The intuition here is that trade volumes of an economy are less likely to affect transit times in neighboring economies because they account for a small share of trade in those economies. The authors show that, on average, each day of delay reduces trade by at least 1%. They also find a larger effect on time-sensitive agricultural and manufacturing products and on transit times abroad for landlocked economies.

Portugal-Perez and Wilson (2011) use panel data from 101 developing economies between 2004 and 2007 to assess how infrastructure, border and transport efficiency and the business environment affect export performance. Border and transport efficiency is measured by a *Doing Business* indicator on the number of days and procedures it takes to export and import in an economy, while the measure of the business environment combines various institutional indicators including government transparency, corruption, public trust in government, government favoritism for well-connected firms and irregular payments for exports and imports. After controlling for country fixed effects and several other factors affecting export performance, the authors find that good infrastructure, transport and port efficiency and a healthy business

environment are associated with strong export performance.

This conclusion is supported by studies on Sub-Saharan Africa and other developing economies. Using cross-sectional data for Sub-Saharan economies, Freund and Rocha (2011) investigate whether 3 types of export costs—time spent on inland transit, customs and ports, and documents—have different effects on bilateral exports. To control for the potential impact of export volumes on each type of export cost, and to establish causality between export costs and volumes, the authors use instrumental variable analysis for landlocked economies. Each component of export costs listed above is instrumented with the corresponding variable faced by exporters in the transit economy. For example, time spent on exports during inland transit is instrumented by time spent on inland transit in neighboring economies to take containers to ports. The assumption is that export costs incurred in neighboring economies are less likely to be affected by the export volumes of exporting economies.

The authors also separate the impacts of two sets of inland transit time: distance to ports and congestion costs such as border delays, road security, fleet class and competition. Inland transit has the largest negative impact on exports, especially congestion costs. A 1-day increase in transit time reduces exports by an average of 7% in Sub-Saharan Africa, which donors should consider when crafting “aid for trade” policies in Africa and elsewhere. In a related study, Busse, Hoekstra and Königer (2012) use panel data from 2004 to 2009 for 99 developing economies, including 33 of the least developed ones, to show that regulatory improvements are linked to lower trade times and financial costs.

Different types of regulations, not just for trade, can help reap the benefits of international trade. Şeker (2011) focuses on the links between export volumes and regulations on trade and entry. The analysis uses two *Doing Business* indicators—time to export and number of procedures required to start a business—for 137 economies between 2005 and 2007. Şeker finds that improvements in trade facilitation and entry regulations raise

export volumes and reduce distortions caused by restrictions on access to foreign markets. These findings suggest that investment climate reforms help economies respond to export opportunities.

Chang, Kaltani and Loayza (2009) use *Doing Business* indicators on labor market flexibility and firm entry and exit to analyze how regulatory reforms supporting open trade affect economic growth. They find that increasing trade openness has larger effects on growth when labor markets are more flexible—making it easier for firms to adjust to changing conditions—and firms can enter and exit markets more easily.

---

## REGULATIONS ON COURTS, CREDIT MARKETS, BANKRUPTCY LAWS AND INVESTOR PROTECTION

Courts, credit markets, bankruptcy laws and investor protection are among the regulatory areas covered by *Doing Business* that have received less attention in most developing economies when it comes to the number of reforms. Recent empirical work provides eye-opening evidence on these issues.

Visaria (2009) uses project loan data for 1993–2000 from a large private bank with branches throughout India to assess how debt recovery rates were affected by debt recovery tribunals introduced by India in 1993 to shorten debt recovery suits and strengthen the rights of lenders to recover assets of defaulting borrowers. To isolate the effect of the tribunals on debt repayments, Visaria analyzes loan repayments in states that had the tribunals relative to states that did not, covering the same period and controlling for state- and industry-specific characteristics. Her analysis finds that the tribunals reduced nonperforming loans by 28%, implying that faster processing of debt recovery suits cuts the cost of credit (figure 3.1).

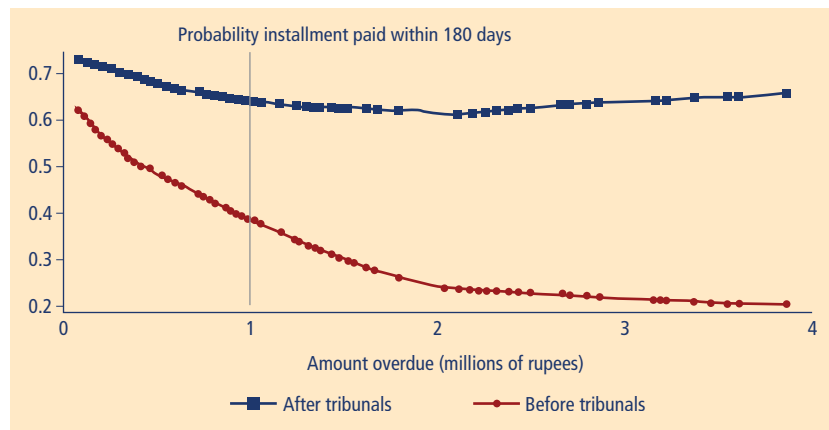
In another study on debt recovery tribunals in India, Lilienfeld-Toal, Mookherjee and Visaria (2012) use firm-level panel data for 1993–2000 and take into account the elasticity of credit supply and the asset size of borrowers. They show that the tribunals caused a reduction in

the borrowing and fixed assets of small firms but an increase in the borrowing, fixed assets and profits of large firms. The reason is that interest rates increased after the tribunals making it harder for small firms to apply for large loans given that they had insufficient collateral.

In the majority of the world economies movable assets are less likely to be accepted as collateral for loans than immovable assets limiting the access of small firms to finance. A study on this point is provided by Love, Martinez-Peria and Singh (2013) who examine the impact of the introduction of movable assets as collaterals on firms' access to bank finance using data from Enterprise Surveys and *Doing Business* indicator on collateral registries for movable assets in 73 countries between 2002 and 2011. Their difference-in-difference estimation that compares firms' access to finance over time and across countries with and without such registries reveals that in countries introducing movable assets as collaterals the number of firms with access to finance increased by around 8%. They also show that the benefits of the introduction of these registries are larger for smaller firms.

Cavalcanti (2010) present theoretical and empirical analyses of the complementary effect of financial shocks and credit market imperfections on macroeconomic volatility using data for 62 economies between 1981 and 1998. They measure credit market frictions by using *Doing Business* indicators on contract enforcement costs and anti-creditor bias. In contrast to the widely held view that the impact of financial shocks on macroeconomic volatility increases with credit market frictions, the authors' theoretical model shows that the effects of financial shocks can increase or decrease with credit market frictions, depending on the source and initial level of such frictions. Their panel data analysis—which instruments indicators on contract enforcement costs and anti-creditor bias with their past values to establish a causal link between them and macroeconomic volatility—shows that in economies with fewer credit market frictions, reductions in both contract enforcement costs and anti-creditor bias dampen the impact of financial shocks on macroeconomic volatility. But in economies with extensive

**FIGURE 3.1** For all loan amounts, the probability of timely repayment was higher after India established debt recovery tribunals



Note: The figure plots the probability of loan repayments before and after the Indian government created debt recovery tribunals in 1993 to reduce the time taken to resolve cases.

Source: Visaria 2009.

credit market frictions, a reduction in anti-creditor bias actually increases the impact of financial shocks on macroeconomic volatility.

Credit reporting systems reduce information asymmetries in financial markets. Giannetti and Jentzsch (2013) use panel data for 172 economies between 2000 and 2008 to test how credit reporting and identification systems affect financial intermediation. They use a more sophisticated method than standard panel data analysis by creating a synthetic control group that is intended to consist of countries as similar as possible to those that did not implement credit reporting and identification system reforms. The authors find that mandatory credit reporting systems improve financial intermediation and access, particularly when used in conjunction with credit information systems.

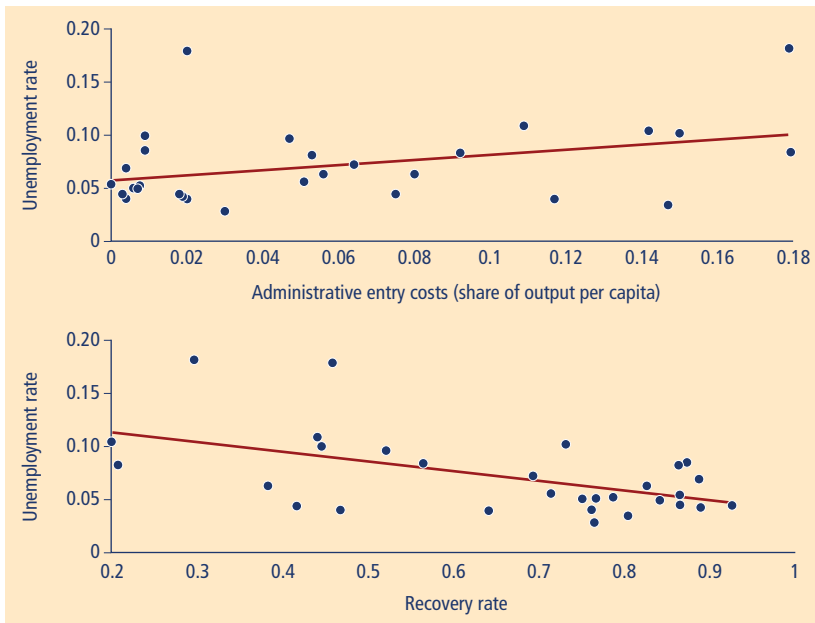
Credit information systems can also reduce the likelihood of bank crises because they reduce information asymmetries between banks and borrowers, enabling banks to make better lending decisions. In addition, they increase the probability of loan repayments because bad credit histories make it harder for borrowers to obtain future loans. Büyükkarabacak and Valev (2012) use panel data from 98 economies for 1975 to 2006 to study how sharing credit information affects the

likelihood of bank crises. They find that the existence of public registries, private bureaus or both reduced the probability of bank crises, particularly in low-income economies.

Houston and others (2010) reach similar conclusions. The authors merge data for 2002 to 2007 from nearly 2,400 banks in 69 economies with *Doing Business* indicators on creditor rights and credit information sharing. Based on both cross-sectional and instrumental variable regression analyses that use legal origins (English, French, German and Nordic) as instrumental variables for the creditor rights and credit information sharing indicators, they find that stronger creditor rights increase bank risk-taking and the likelihood of financial crises. But stronger creditor rights are also associated with higher growth. On the other hand, sharing information among creditors always seems to have positive effects—reducing the likelihood of financial crisis and raising economic growth.

Laws and regulations that protect investors and help them quickly resolve issues related to their businesses can be crucial for business creation and survival because they encourage investment, facilitate smooth business operations and help viable firms recover if they become insolvent. John, Litov and Yeung (2008) provide an interesting analysis

**FIGURE 3.2** Higher entry costs and lower recovery rates are associated with higher unemployment rates



Source: Janiak 2013.

of investor protection. They investigate the relationship between laws and regulations protecting investors, risk-taking and economic growth using firm and national data for 39 economies from 1992 to 2002. Investor protection is measured by variables including the rule of law, disclosure standards and shareholder rights that include minority shareholders. The findings of their instrumental variable panel data regression analysis, which instruments firms' risk-taking by a logarithm of initial assets, disclosure, rule of law and anti-director rights index, show that corporate risk-taking and growth are positively affected by the quality of investor protection, supporting the proposition that protecting investors promotes entrepreneurial activity and economic growth because it enables entrepreneurs to make risky but high value added investments.

To investigate the relationship between efficient bankruptcy laws and recovery rates among economically viable firms, Giné and Love (2010) use data on a large number of firms that filed for bankruptcy in Colombia between 1996 and 2003 and analyze how a 1999 reform in bankruptcy laws affected recovery rates. Their analysis, which compares the length of

reorganization and liquidation cases before and after the reform, finds that the reform significantly improved the recovery rate of viable firms.

Janiak (2013) uses a theoretical model calibrated using *Doing Business* data to assess the impact of firm entry and exit regulations on unemployment. He finds that firm exit regulations explain half of the unemployment gap between continental Europe and the United States. These findings are based on the assumptions that there is perfect competition in the market, the degree of returns to scale is 0.85 and firms buy fixed capital on entry, some of which is sunk because of exit regulations. Janiak also finds that when the degree of returns to scale is lower, regulation explains more of the unemployment gap and entry regulations become more influential than exit regulations (figure 3.2). This is because when entry costs are high, firms need to earn more profit to recover those costs by increasing their size. However, when there are decreasing returns to scale (i.e. returns to scale below unity), the marginal product of labor and capital will fall as firms expand, causing firms to decrease their demand for labor, which in turn will increase unemployment.

Therefore, the higher the degrees of diminishing returns to scale (the lower the returns to scale from unity) the higher the impact of entry costs on unemployment.

## TAX REGULATIONS

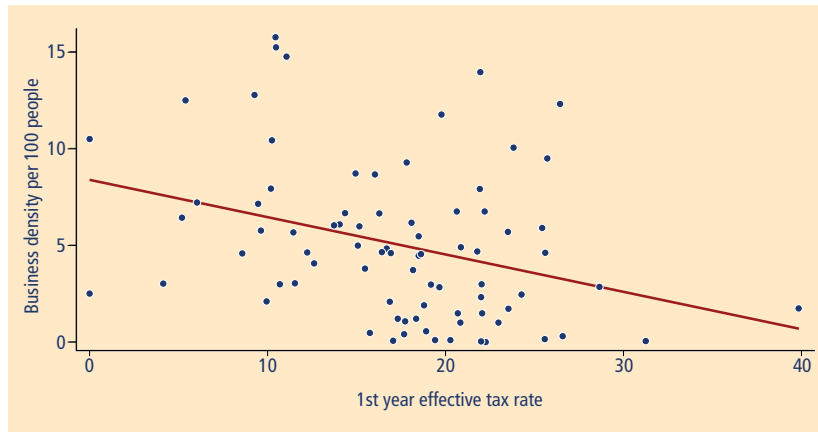
Tax regulations are one of the most contentious topics in public policy and economics and have prompted a large body of theoretical and empirical work investigating the effects of high tax rates and cumbersome and complex tax codes and procedures. Though determining the optimal tax system is difficult because different economies need different systems to maximize their welfare, there is less uncertainty—from both theoretical and empirical perspectives—about the distortionary effects of high taxes and cumbersome tax systems.

Djankov and others (2010) examine how effective corporate tax rates affect entrepreneurship and investment using cross-sectional data from 85 economies in 2004. The authors collected the corporate income tax data based on a standardized case study used for the paying taxes indicator of *Doing Business*. They find that higher effective corporate tax rates are strongly associated with lower aggregate investment, foreign direct investment and entrepreneurial activity (figure 3.3).

Lawless (2013) investigates the impact of high corporate tax rates and tax complexity on foreign direct investment in 57 economies. Using panel data regression analysis and controlling for a wide range of factors affecting such investment, she finds that complex tax systems are associated with fewer—but not smaller—foreign direct investments. A high corporate tax rate, on the other hand, is negatively associated with both numbers and size of foreign investments. Lawless shows that a 10% reduction in tax complexity is comparable to a 1% reduction in effective corporate tax rates in terms of its effect on foreign direct investment.

Monteiro and Assunção (2012) examine the effect on the formal economy of a tax reform, called SIMPLES, that reduced the number of taxes and tax procedures for micro and small firms in Brazil. Based on a cross-sectional survey of firms in Brazilian

**FIGURE 3.3** Higher effective tax rates are associated with lower business density



Source: Djankov and others 2010.

state capitals and metropolitan areas, the authors estimate the impact of SIMPLES on formal business licensing through natural experiments that compare firms eligible to benefit from the reform and those that are not. Their finding that business licensing among retail firms rose by 13% after SIMPLES was enacted is robust to a series of sensitivity tests—indicating that tax simplification helps expand the formal economy.

### BUSINESS REGULATORY ENVIRONMENT AND OVERALL ECONOMIC PERFORMANCE

The research reviewed so far was about the effects of different business regulations on intermediate outcomes. But it is also important to know whether strengthening the business regulatory environment has a significant impact on the overall economic performance of firms and economies, through for example its effect on growth rate of output, productivity and innovation. A number of studies have assessed how much a good business regulatory environment, as measured by aggregate *Doing Business*, matters for economic growth, higher productivity and innovation.

Djankov, McLiesh, and Ramalho (2006) shed some light on this issue using cross-sectional data from 135 economies covering the period from 1993 to 2002 and instrumenting business regulation indicators with their legal origins (English,

French, German, Nordic and socialist), the main religion in the economy (Catholic, Muslim, Protestant or other), percentage of English-speaking population, initial income per capita and geographic latitude. They find that economies with good business regulatory environments grow faster and that output growth is 2.3% higher for the best quartile in the sample than for the worst.

Dall'Olio and others (2013) provide further insight on links between the business environment and growth. Using the aggregate *Doing Business* indicator and its sub-indices, such as construction permits, trading across borders, paying taxes and employing workers, they investigate whether structural or firm-specific characteristics contributed more to labor productivity growth in the European Union between 2002 and 2008. Panel data analysis found that improvements in the *Doing Business* indicators are positively associated with increased labor productivity in manufacturing and services in EU-15 and EU-12 countries, though the magnitude of this association is larger in EU-12 countries.<sup>3</sup>

Freund and Bolaky (2008) draw on data for 126 economies between 2000 and 2005 and use predicted trade, generated from a regression of bilateral trade on distance, as an instrument for trade openness to establish the direction of causality from *Doing Business* indicators—covering areas including business entry, labor and property registration—to openness. They find that trade leads to higher

living standards in economies with flexible regulatory environments but not in those with rigid regulatory environments. They also show that business regulation is more important than financial development, higher education enrollment or rule of law for complementing trade liberalization. In addition, the authors find that a 1% increase in trade is associated with more than a 0.5% increase in income per capita in economies with flexible entry regulations, but has no positive income effects in more rigid economies.

Using World Bank Enterprise Surveys data from a large number of manufacturing firms between 2002 and 2006 in 71 economies, Dutz and others (2011) show that the aggregate *Doing Business* indicator, as well as its sub-indices (including getting credit, protecting investors and trading across borders), are positively associated with product and process innovation for young firms in non-OECD countries. Based on their findings, the authors emphasize the importance of business environment in spurring incentives for competition and innovation.

The literature has shown that entry costs increase the size of the informal economy and decrease job creation, which are likely to hurt economic performance. Barseghyan (2008) investigates how entry costs affect output and productivity using *Doing Business* data on entry costs for 97 economies and instrumental variable estimation. He instruments entry costs by geographic latitude, share of the population speaking a major European language, European settler mortality rates in the early stages of colonization and indigenous population density in the early 16th century. Barseghyan shows that higher entry costs significantly reduce output per worker by lowering total factor productivity. He finds that an increase in entry costs of 80% of income per capita decreases total factor productivity by 22% and output per worker by 29%.

On a related issue, Amiti and Khandelwal (2011) examine how improvements in business regulatory environment, measured by aggregate *Doing Business*, affect the quality upgrading of products based on disaggregated data from 56 economies for 10,000 products. The authors use panel data regression analysis and a



natural experiment to investigate how the regulatory environment and import competition affect product quality upgrading in economies that are OECD members and those that are not. For OECD members the authors find that import competition leads to much smaller quality upgrading in economies with more cumbersome regulations. In non-OECD economies import competition does not lead to any quality improvements if regulations are more cumbersome. These findings suggest that reforms might be needed for import competition to improve product quality because of impediments created by bureaucratic red tape, nontariff barriers and other entry regulations.

## CONCLUSION

The empirical work reviewed in this chapter provides evidence that cumbersome, poorly functioning regulatory business environments undermine entrepreneurship and the economic performance of firms and economies. They do so by, for example, impeding entry to production and labor markets, which promotes the informal economy and unemployment, and by making trading, accessing credit markets and resolving legal issues more expensive for businesses. Thus efforts to promote economic and social development should focus on formulating policies that make business regulatory environments work

for entrepreneurs and small and medium-size firms—and not obstruct their creation, productivity and competitiveness.

These results are encouraging, showing the relevance of the policy reforms in the areas measured by *Doing Business*. But further research is needed. For instance, although empirical research provides ample evidence for positive links between better business regulations and economic performance, more rigorous research is needed to better understand whether and to what extent the former causes the latter. Some of the most convincing evidence to date comes from natural experiments, which have focused mostly on firm entry regulation. Other areas of business regulations—such as trade, taxation, labor markets, credit markets and protecting investors—would benefit greatly from future research using similar techniques. Furthermore, given that only a handful of studies separate out the impact of business regulatory environment on the overall performance of economies, such as economic growth, productivity and investment, more research on these issues would substantially enhance our understanding of the multifaceted relationships between business regulations, economic performance and development.

Policymakers contemplating business regulatory reforms should consider designing these reforms and their

implementation in ways that lend themselves well to empirical analysis of their effects, so that they can better understand whether their reforms are leading to desired outcomes. This may consist of (i) collecting careful baseline and follow-up data, and (ii) deliberately deciding to phase in reforms for different groups of users, perhaps even randomly selecting locations in which reforms will be piloted, in order to be able to draw conclusions about the causal impacts of their reforms.

---


## NOTES

1. Based on searches for citations in the 9 background papers that form the basis for the *Doing Business* indicators in the Social Science Citation Index and Google Scholar (<http://scholar.google.com>).
2. The only exception to this rule is that Djankov, McLiesh and Ramalho (2006) is included in the review although it was published more than five years ago, given that it is one of the few studies examining the impact of overall regulatory business environment on economic growth.
3. The EU-12 are those that have joined the European Union since 2004: Bulgaria, Cyprus, the Czech Republic, Estonia, Hungary, Latvia, Lithuania, Malta, Poland, Romania, the Slovak Republic and Slovenia. The EU-15 consists of Austria, Belgium, Denmark, Finland, France, Germany, Greece, Ireland, Italy, Luxembourg, the Netherlands, Portugal, Spain, Sweden and the United Kingdom.





# Why are minimum capital requirements a concern for entrepreneurs?



Minimum capital requirements significantly slow entrepreneurship.<sup>1</sup> Such requirements also fail to serve their intended purpose of protecting consumers and creditors from hastily established and potentially insolvent firms. In recent years many governments have stopped requiring new businesses to deposit minimum capital in banks or with notaries before they can begin operations.

What is a minimum capital requirement? It is the share capital that must be deposited by shareholders before starting business operations. For the *Doing Business* starting a business indicator the paid-in minimum capital is usually the amount that an entrepreneur needs to deposit in a commercial bank or with a notary when, or shortly after, incorporating a business, even if the deposited amount can be withdrawn soon after a company is created.<sup>2</sup> In most cases this required amount is specified in an economy's commercial code or company law.<sup>3</sup> Research shows that the existence of a minimum capital requirement directly hinders business development and growth.<sup>4</sup>

Of the 189 economies studied in *Doing Business 2014*, 99 have no minimum capital requirements. Some economies never required firms to deposit money for incorporation, while 39 have eliminated minimum capital requirements in the past seven years. Armenia, Belarus, Bulgaria, Denmark, Kosovo, the Republic of Korea, the Kyrgyz Republic and the United Kingdom are among these economies that have cut or eliminated such requirements. For instance, Belarus halved its minimum capital requirement for private limited liability companies in 2008, then abolished it a year later. In 2009 Bulgaria reduced its minimum capital requirement by 99%, to less than \$2. That same year,

Denmark slashed its minimum capital requirement for limited liability companies from about \$22,000 to about \$14,000. All of these changes lower the costs to entrepreneurs to operate in the formal sector. The other 90 economies still require entrepreneurs to deposit capital before registering a business. This amount varies greatly—from €1 in Germany to more than \$58,000 in Myanmar.

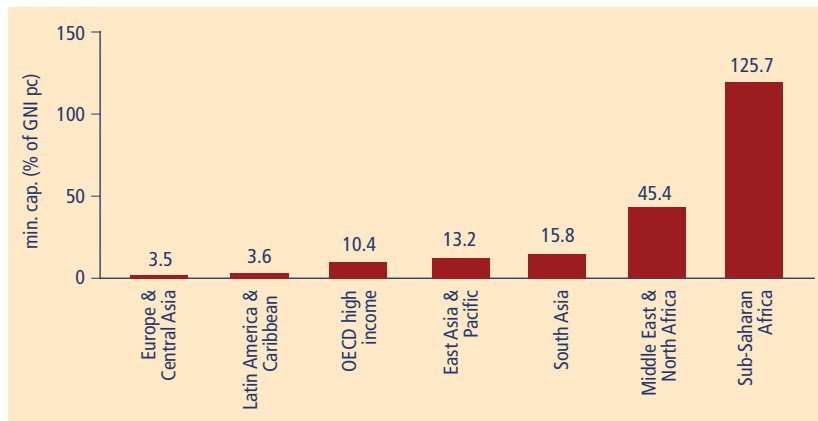
## WHERE IS THE MINIMUM CAPITAL REQUIREMENT MORE PREVALENT?

Across regions, minimum capital requirements are lowest in Europe and Central Asia, Latin America and the Caribbean and OECD high-income economies (figure 4.1). In Latin America and the Caribbean only 10 of 32 economies require new businesses to deposit minimum capital, with the Dominican Republic imposing the most—almost half of income per capita, or about \$2,500. Still, most of the 10 economies that had enforced capital requirements keep them low. In Suriname it is about \$30—0.4 percent of income per capita—and in Bolivia it is \$40, equivalent to 1.8 percent of income per capita. And in the past 10 years other economies in the region, such as Mexico, St. Kitts and Nevis, and Uruguay, have eliminated minimum capital requirements altogether.

Among OECD high-income economies, Austria and Slovenia have the highest minimum capital requirements, asking entrepreneurs to commit more than 40% of gross national income per capita. In Sub-Saharan Africa 13 economies have minimum capital requirements exceeding 200% of income per capita. An extreme example is Niger, where the minimum

- Across regions, minimum capital requirements are lowest in Europe and Central Asia.
- Of the 189 economies studied in *Doing Business 2014*, 99 do not have minimum capital requirements for firms. Some economies have never had them, while 39 have eliminated them in the past seven years.
- Minimum capital requirements are comparatively higher in low-income economies.
- Paid-in minimum capital is often a fixed amount that does not take into account firms' economic activities, size or risk related to their activity.
- Higher minimum capital requirements are associated with less access to finance for small and medium-size firms.
- Higher minimum capital requirements are associated with weaker regulations on minority investor protections and tend to enable the informal economy.

FIGURE 4.1 Minimum capital requirements by region



Note: Myanmar is excluded from the sample as it is a significant outlier.

Source: Doing Business database.

capital requirement is equivalent to 528% of income per capita—about \$2,000.

Globally, except in South Asia, minimum capital requirements have been cut over the past seven years. The biggest changes have occurred in the Middle East and North Africa, where the share of economies with minimum capital requirements of less than 5% of income per capita fell from over 60% in 2006 to 6% in 2013 (figure 4.2). In 2011 Jordan reduced its minimum capital requirement from about

\$14,000 to less than \$2. Similarly, in 2013, Morocco eliminated its minimum capital requirement for limited liability companies. Many economies in Europe and Central Asia and the OECD high-income region have also sharply cut or eliminated minimum capital requirements.

In South Asia only India and Maldives still have minimum capital requirements. In India it is about \$1,900; in Maldives, \$135. In general, South Asia is lagging behind on business entry regulatory reforms

compared with other regions. For instance, in 2012/13, Sri Lanka was the only economy of 8 in those studied that simplified business registration—compared with 10 of 21 in Europe and Central Asia.<sup>5</sup>

Minimum capital requirements are relatively higher in low-income economies than in lower-middle, upper-middle and high-income ones. Among high-income economies, 25% have a minimum capital requirement ranging from 1.5% to 230% of income per capita—from about \$1,500 in Malta to more than \$50,000 in Bahrain. Bahrain and Oman require new limited liability companies to deposit the equivalent of more than 200% of income per capita in bank accounts to complete registration and commence business operations.

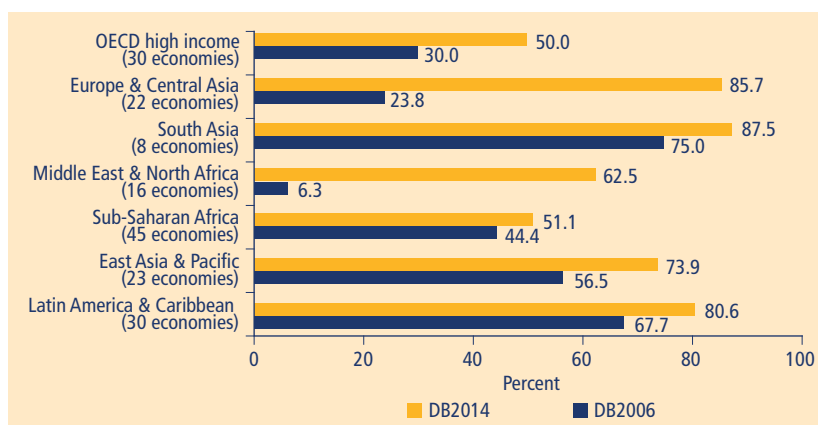
Of the 34 low-income economies studied, 18 do not have minimum capital requirements. Among the other 16, 11 are members of the Organization for the Harmonization of Business Law in Africa,<sup>6</sup> which has fixed the minimum capital requirement at about \$2,000.

## DO MINIMUM CAPITAL REQUIREMENTS FULFILL THEIR REGULATORY FUNCTIONS?

The minimum capital requirement finds its roots in continental Europe of the 20<sup>th</sup> century.<sup>7</sup> Back then, the minimum paid-up capital was stipulated by law and its primary legislative purpose was to protect creditors and nurture confidence in financial markets. Nowadays, despite the financial burden that minimum capital requirements impose on potential entrepreneurs, some argue that they protect investors and consumers from new firms that are set up carelessly, might not be financially viable and will likely close soon after launching. Advocates of this argument claim that minimum capital requirements enable prospective investors to consider investments more cautiously.

But this regulatory fix does not adequately address the problem. Paid-in minimum capital is often a fixed amount that does not take into account firms' economic activities, size or risks. In some cases it is the same for different types of companies as well. For instance, a small company

FIGURE 4.2 Share of economies where the minimum capital requirement is less than 5% of income per capita



Note: The data sample for DB2006 (2005) includes 174 economies. The sample for DB2014 (2013) also includes The Bahamas, Bahrain, Barbados, Brunei Darussalam, Cyprus, Kosovo, Liberia, Luxembourg, Malta, Montenegro, Qatar and San Marino, for a total of 185 economies. DB2006 data have been adjusted for data revisions and changes in methodology and regional classifications of economies.

Source: Doing Business database.

in the services industry with low start-up capital has to pay as much as a large manufacturing company with high initial capital in Gabon, despite the difference in business activity and size. Moreover, funds tied up in minimum capital requirements, particularly in economies where the amount is sizable, could impose financial constraints on companies that have other needs, such as hiring, buying equipment or developing services.<sup>8</sup>

Others argue that minimum capital requirements shield firms from insolvency and so protect creditors and investors.<sup>9</sup> But lenders tend to base their decisions on commercial risks rather than government-imposed minimum capital requirements.<sup>10</sup> Creditors usually prefer to evaluate firms' income statements, business plans and other representative indicators. Thus, many economies have found other ways to protect investors, particularly with limited liability companies. For instance, Hong Kong SAR, China outlines solvency safeguards in its Companies Act and does not require a specific amount of paid-in minimum capital for business incorporations. Furthermore, companies have different probabilities of becoming insolvent. Even with a minimum capital requirement there is no guarantee that a firm would not face insolvency because of other factors such as poor management and decision making, bad business conditions and market changes.<sup>11</sup>

If the enforced minimum capital requirement is too high, it might impede the development of start-ups. It could block potential entrepreneurs seeking to start businesses as alternatives to unemployment.<sup>12</sup> In Ethiopia the official unemployment figure is more than 20%, yet the minimum capital requirement is 184% of income per capita. Though the minimum capital requirement alone does not account for Ethiopia's high unemployment, it does hamper the development of small and medium-size formal businesses that might be a source of employment.<sup>13</sup>

Some researchers also argue that high minimum capital requirements distort healthy competition by putting at disadvantage entrepreneurs with less financial capacity.<sup>14</sup> A firm is expected to use its financial resources to establish the business and day-to-day operations. So

freezing capital in a bank account may undermine a company's growth. In Bolivia and Ghana minimum capital can be withdrawn in full only after a company's dissolution. Moreover, high minimum capital requirements can enable fraudulent activities that they are supposed to prevent. Entrepreneurs eager to incorporate companies but lacking the required funds, often falsify company incorporation forms or withdraw funds soon after incorporation.<sup>15</sup>

If the capital requirement is too low, it fails to screen out potentially unviable businesses. A low requirement does little to protect creditors if a company undergoes financial distress.<sup>16</sup> In many economies the requirement is merely symbolic because governments and company registries cannot predetermine how much money might be needed to cover companies' liabilities if they become insolvent.<sup>17</sup> For example, France, Germany, Japan and Jordan have minimum capital requirements of less than \$5. In addition, a minimum capital requirement does not limit company debt because once the capital amount has been established, there are usually no limits on the borrowing of companies.<sup>18</sup>

Minimum capital requirements are especially futile if funds can be withdrawn and possibly used to cover expenses unrelated to the business soon after a company is incorporated. For instance, in Estonia, Luxembourg and Thailand entrepreneurs can withdraw start-up capital immediately after incorporating a business—so minimum capital requirements provide no security to potential creditors.<sup>19</sup>

A better way to make markets more efficient and protect creditors would be to enforce mandatory disclosure of information, such as mandatory filing of annual financial accounts in company registries and enhancing the supervisory role of company registries. Other forms of creditor protection already exist in many economies, including corporate governance monitoring, setting of interest rates and contractual provisions such as bond indentures and loan agreements.<sup>20</sup> The United States, for instance, once imposed significant requirements on how much capital had to be contributed and maintained in a corporation. But those

rules have lost virtually all of their value for stockholders and creditors because better approaches have been developed. Today creditors must rely primarily on negotiated contractual protections, as stipulated in statutory and incorporation agreements.<sup>21</sup>

A study of 5 EU economies shows that eliminating minimum capital requirements makes it easier to start small and medium-size enterprises. The number of registered businesses has increased in 4 of the economies studied that have lowered or abolished minimum capital requirements (France, Germany, Hungary and Poland). Research also shows that, in addition to significantly increasing the total number of limited liability companies, such legal reforms have raised the number of new firms created.<sup>22</sup>

Another study on the effects of deregulation of corporate laws on company incorporation shows that entrepreneurs have taken advantage of recent rulings by the European Court of Justice allowing them to select the economy where they incorporate regardless of their initial location. For instance, cross-country incorporation from businesses in other EU economies increased significantly in the United Kingdom, driven by low capital requirements and start-up costs.<sup>23</sup>

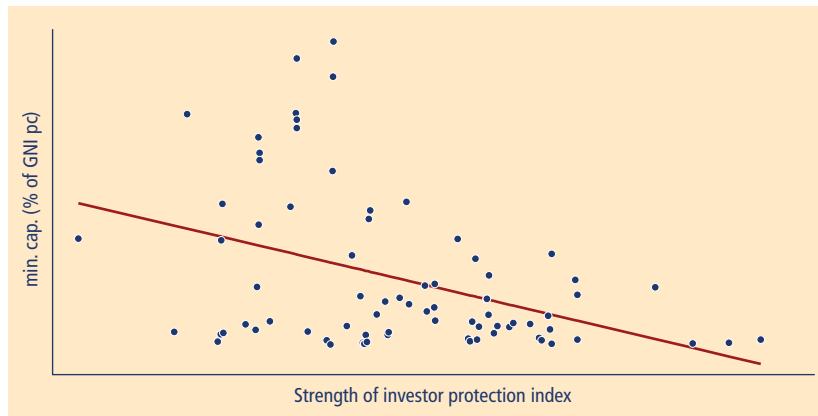
---

## WHAT IS THE ECONOMIC RELEVANCE OF MINIMUM CAPITAL REQUIREMENTS?

Through the analysis of minimum capital requirements it is possible to identify 2 main types of correlations: one relating minimum capital requirements to other types of regulations and another relating minimum capital requirements with economic outcomes, such as the size of the informal economy. All the results presented here are based on correlations and cannot be interpreted as causal.

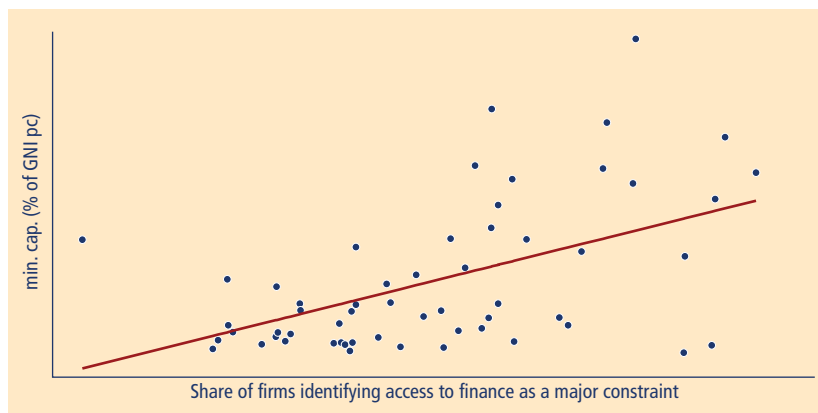
The analysis shows that minimum capital requirements are related to 2 types of regulations: insolvency laws and its implementation and minority shareholder protection. The efficiency of insolvency laws is measured by the *Doing Business* recovery rate indicator. The regression analysis suggests that minimum capital

**FIGURE 4.3** Higher minimum capital requirements are associated with weaker investor protection



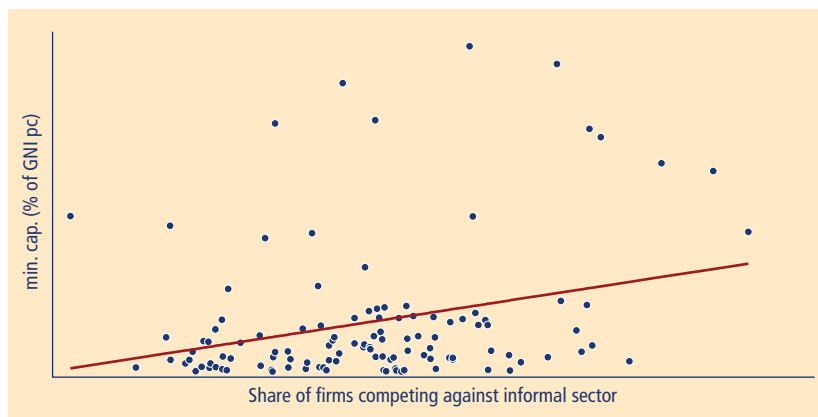
Source: Doing Business database.

**FIGURE 4.4** Higher minimum capital requirements are associated with less access to finance for small and medium-size enterprises



Source: World Bank Enterprise Surveys, 2012.

**FIGURE 4.5** Higher minimum capital requirements are associated with more informality



Source: World Bank Enterprise Surveys, 2012.

requirements might not help creditors recover their investments. There is a strong negative association between such requirements as measured as a percentage of an economy's income per capita and the recovery rate of creditors. The recovery rate for investors tends to be higher in economies that do not have minimum capital requirements.<sup>24</sup> So, indeed, such requirements do not play a crucial role in safeguarding creditors against company bankruptcies.

The negative correlation between minimum capital requirements and the strength of investor protection index (which measures legally required minority shareholder protections provided by law) is also significant (figure 4.3).<sup>25,26</sup> Economies that do not have minimum capital requirements or set them very low tend to better protect investors by being more likely to promote transparency in corporate transactions, provide easy access to corporate information and have stricter director liability standards.

With regards to economic outcomes, the analysis shows that in economies with high minimum capital requirements, small and medium-size firms have less access to bank financing.<sup>27</sup> The analysis also reveals a strong correlation between the amount of minimum capital required and the percentage of small and medium-size enterprises that cite access to finance as a major constraint to their business operations (figure 4.4).

Furthermore, there is a strong positive association between minimum capital requirements and the percentage of firms in economies who say that the informal economy severely constrains their growth (figure 4.5). If entry costs are prohibitively high, entrepreneurs might be disinclined to formalize their businesses. There is also a strong negative relationship between the number of years that firms operate without formal registration and the burden of minimum capital requirements.<sup>28</sup> Based on this relationship, higher minimum capital requirements are associated with longer periods when firms operate without formal licenses. The less money that firms have to spend on minimum capital requirements, the less likely they are to compete against informal businesses as

those firms have a greater incentive to become formally registered.

There is also a strong negative association between minimum capital requirements and the number of new formal businesses.<sup>29</sup> This result supports the argument that minimum capital requirements deter entrepreneurial activity, creating obstacles for business development.

## CONCLUSION

Despite its shortcomings, minimum capital requirements remain a reality for many economies, especially in the Middle East and North Africa and Sub-Saharan Africa. But every year more economies slash or eliminate how much money entrepreneurs must deposit to start businesses. Governments can take various other steps to protect investors and creditors, minimize risks of bankruptcy and safeguard consumers from potentially hazardous products.

## NOTES

This case study was written by Valentina Saltane and Paula Garcia Serna.

1. vanStel, Storey and Thurik (2007); Blanchflower, Oswald and Stutzer (2001); Klapper and Love (2011); Dreher and Gassebner (2011).
2. The paid-in minimum capital measured by the starting a business indicator represents the amount an entrepreneur needs to deposit within 3 months of business incorporation. In the following sections it is referred to as minimum capital.
3. For instance, in Belgium the required minimum capital is defined in the Company Code, in Ecuador in the Companies Act and in Togo in the Organisation pour l'Harmonisation en Afrique du Droit des Affaires (OHADA) Uniform Act on the General Commercial Law.
4. vanStel, Storey and Thurik (2007); Blanchflower, Oswald and Stutzer (2001).
5. Belarus, Bulgaria, Kazakhstan, Kosovo, Lithuania, FYR Macedonia, Romania, Serbia, Ukraine and Uzbekistan.
6. OHADA members are Benin, Burkina Faso, Cameroon, the Central African Republic, Chad, the Comoros, the Republic of Congo, Côte d'Ivoire, the Democratic Republic of Congo, Gabon, Guinea, Guinea-Bissau, Mali, Niger, Senegal and Togo.
7. The German AktG of 1937 and the Italian Civil Code of 1942.
8. Chan 2009.
9. Miola 2005.
10. Djankov 2009; Ewang 2007; Alonso Ledesma 2007.
11. Mülbart 2006.
12. Hornuf and others 2011.
13. World Development Indicators 2012 and *Doing Business* database.
14. Chan 2009.
15. Chan 2009.
16. Miola 2005.
17. Ewang 2007.
18. Alonso Ledesma 2007.
19. Miola 2005.
20. Miola 2005.
21. Booth 2005.
22. Hornuf and others 2011.
23. Becht, Mayer and Wagner 2008.
24. The results are significant at the 5% level after controlling for income per capita.
25. The strength of the investor protection index is the average of the extent of the disclosure index, the extent of the director liability index and the ease of the shareholder suits index. The index ranges from 0 to 10, with higher values indicating more investor protection.
26. The results are significant at the 5% level after controlling for income per capita.
27. The results are significant at the 5% level after controlling for income per capita.
28. The results are significant at the 5% level after controlling for income per capita.
29. The results are significant at the 5% level after controlling for income per capita.

# What role should risk-based inspections play in construction?



- Inspections during the construction of buildings are crucial, but assessing the potential risks of a building—such as its environmental impact—is even more important.
- Risk-based inspections, which focus on what to inspect and when, have become more popular in the past decade. They are conducted to ensure a building's structural safety, fire safety, worker safety and public safety.
- In Australia risk management for construction emerged in 1999 but not all aspects of the system were incorporated immediately. The 2005 Building Professionals Act introduced the accreditation and regulation of private inspectors, creating competition between the public and private sectors.
- France strengthened its liability regimes and introduced a risk-based inspections system based on building classifications that already existed in the law but were never implemented.
- Economies seeking to adopt risk-based inspections should consider that successful implementation requires strong legislation for construction, strong enforcement institutions, conflict resolution mechanisms, adequate resources and a liability and insurance regime.

Construction accounts for a large share of GDP in most economies. In 2005, during a period of high growth, it was the source of at least 7% of GDP in Bangladesh, India and the United Arab Emirates. Governments often use construction to stimulate economic activity because of its benefits for people across socioeconomic strata.<sup>1</sup> From New York to Shanghai, economies are competing to build the tallest, biggest, most beautiful buildings.

Ensuring safety in construction is not easy. A single structural failure can cause an entire building to collapse, often leading to injuries and deaths. The collapse of the Kihonge high-rise in Kenya in 2006, a multistory Melcom department store in Ghana in 2012 and the Rana Plaza Building—a multiuse building including a garment factory—in Bangladesh in 2013 show that strong regulation for building construction and equally strong enforcement of the law are essential for worker and public safety. Furthermore, the monetary costs incurred by governments or private sector to replace the buildings or fix the damages can be substantial.

These incidents do not imply that these countries do not officially require inspections. Ghana's Building Inspectorate is legally required to inspect buildings at 4 stages before the official final inspection. Similarly, Bangladesh's City Development Authority is supposed to conduct excavation and foundation inspections before conducting a final inspection. But such inspection requirements do not do enough to guarantee worker and public safety.

Inspections during the construction of buildings are crucial—but assessing potential risks might be even more important. For example, several factors must be taken into account when building a power

plant, such as the pollution it is expected to emit, which will affect how thoroughly it needs to be inspected. Accordingly, there has been growing consensus in the construction industry on the need for supervisory bodies to consider the potential risks imposed by a building, rather than applying the same inspections standards to all buildings. Many economies are adopting innovative approaches to construction controls, with the focus shifting from random, systematic and untargeted inspections to more targeted, selective and risk-based inspections.

Both developed and developing economies have implemented risk-based inspections, which take into account the varying risks for different types of buildings. Since 2005, 18 economies have incorporated elements of risk-based inspection systems.<sup>2</sup> For example, Germany adopted a system similar to Australia's that makes private inspectors responsible for ensuring buildings' safety and thus responsible for conducting the required inspections based on the type of building.

Over the past three decades other governments have also worked with the private sector to develop risk-based inspections, resulting in new laws and regulations that make safety a central focus of the construction industry while maintaining efficiency. Risk-based inspections, as opposed to random, untargeted inspections, allow governments to allocate resources where they are most needed without compromising worker and public safety. But their effectiveness depends on several factors, including strong oversight, proper enforcement of legislation, sufficient resources and technical expertise.

Economies require inspectors to inspect buildings to ensure that builders comply



with legal requirements for worker safety (construction inspections), structural integrity (building inspections) and fire safety. There can be too few inspections or too many; neither approach benefits the construction industry or the public interest.

In some economies obtaining a construction permit requires dozens of procedures. It can take more than a year to comply with these, and they can cost several times annual income per capita. Moreover, the process is often little more than a way to extract rents and so is associated with corruption. In contrast, countries such as France, New Zealand and the United Kingdom have created permit procedures that strike a much better balance, ensuring high levels of public safety while not burdening the private sector with excessive red tape. Builders in such economies are creating simpler structures that are generally subject to less requirements and inspections due to their lower risks.

### WHAT TYPES OF INSPECTIONS ARE THERE?

Unannounced or unscheduled inspections are known as random inspections. They can occur at any time and any stage of a construction project. There can be as many inspections as the building inspector deems necessary. For a 30-week construction project—the model measured by *Doing Business*—several economies have 1 random inspection, while the Lao People's Democratic Republic and Liberia have 12 and Guinea has 15.<sup>3</sup>

Though random inspections can reveal more instances of noncompliance with building regulations than do phased inspections, they also create more opportunities for graft. And requiring a lot of inspections might not be necessary for smaller buildings that do not pose serious environmental or hazardous risks. Still, having no inspections is a safety risk.

Phased inspections occur during specific phases of construction. They occur regardless of a building's size, location or use. Economies such as Canada and the United Kingdom recommend conducting such inspections in 9 phases, but this number might differ for other economies

TABLE 5.1 The United Kingdom requires a range of building inspections

Phased inspections required for all buildings	Inspections based on risk assessment
<ul style="list-style-type: none"> <li>• Commencement of works</li> <li>• Excavation of foundation</li> <li>• Superstructure, structural frame or components</li> <li>• First fix (pre-plaster)</li> <li>• In-situ testing, such as for drains, sound, air pressure, electrical and fire alarms</li> <li>• Intermediate inspections when required</li> <li>• Pre-occupation issue of a completion certificate</li> </ul>	<p>In addition to key stage inspections, high-risk sites must undergo extra inspections. The assessment is adjusted accordingly during construction.</p>

Source: <http://www.teignbridge.gov.uk>.

based on factors such as geographical location.<sup>4</sup> Thus both countries have implemented hybrid systems that include both phased and risk-based inspections. On the other hand, Bhutan inspects all buildings at 7 phases of construction, without additional risk-based inspections. A phased inspection strategy demands that authorities have enough resources to inspect every building at each required phase. An insufficient number of inspectors can lead to missed, hurried or incomplete inspections.

Risk-based inspections have become more popular in the past decade, resolving some of the issues from random and phased inspections. Though many risk-based inspection systems include a minimum number of phased inspections for all buildings, they typically give priority to buildings with high risks—such as environmental ones—and optimize the process. For example, the United Kingdom has defined key stages of inspections for all buildings, plus additional inspections based on the building's risk level (table 5.1). Hence risk-based inspections focus on what to inspect and when. Risk-based inspections are conducted to ensure a building's structural safety, fire safety, worker safety and public safety but in a more efficient manner. Riskier buildings face more inspections. Having fewer inspections for less risky buildings lowers costs without compromising safety, increasing flexibility and enabling inspectors to move away from random and phased inspections.

In addition to defining the inspections that must take place for different types of buildings, risk-based inspections systems have involved a growing shift in risk, responsibility and liability from public

bodies to private engineers and inspectors. Private practitioners tend to have the skills, expertise and experience to function without controls or with limited controls.<sup>5</sup> They are also held liable for the safety of buildings and subject to independent oversight.

### HOW ARE RISK-BASED INSPECTIONS IMPLEMENTED?

Efforts to develop risk-based inspections must consider several elements, including:

- *Classifying and assessing buildings.* Building classifications and assessments are important for determining the frequency and scope of inspections. Not all buildings face the same risks. Thus risk evaluation requires a holistic approach, and understanding the risks associated with different types of buildings is essential for successful risk-based inspections. Building classification is just as important when determining the necessary levels of review for the building plans prior to construction, for construction of the building itself and for assessment of the building after construction to ensure its compliance with safety standards.
- *Identifying who will conduct inspections.* Risk-based inspections rely on professional inspectors who are responsible for ensuring that buildings are constructed according to safety standards. If violations occur, inspectors must hold insurance to cover the loss of any structural damages. Accordingly, only experts certified by the state or a legal body should perform inspections.
- *Identifying the responsibilities of those authorities.* Inspectors' mandates must

be clearly defined. In addition, a formal enforcement mechanism must be in place to ensure compliance with regulations and administer penalties for violations, as well as a conflict resolution mechanism in cases of disagreement between inspectors and developers.

Different economies have taken different approaches to risk-based inspections. In the 1990s Austria introduced three classes of construction so not every building requires a building permit, as had been the case:

- *First class.* For small expansions or other small construction works exempt from building permits and planning and zoning reviews.
- *Second class.* For construction works up to 20 square meters that do not require building permits and technical reviews. But these projects are subject to planning reviews, and signatures must be obtained from neighbors to ensure they have no objections to the project.
- *Third class.* These projects require building permits with third-party review of all crucial elements. A subcategory in the third class known as the “light procedure” requires little or no independent review of building design and construction. In Vienna a structural review is the only requirement for this subcategory. Though notifications to the relevant agency are required once certain stages of construction are completed, inspections are the exception rather than the rule under the light procedure.<sup>6</sup>

Economies that have been using risk-based inspections the longest, such as Australia and France, have comprehensive classifications of building categories and risks based on size and use. Their systems have proved quite successful over the years. Thus the case study has focused on the experiences of these two countries.

---

## AUSTRALIA AND FRANCE: TWO EXAMPLES OF GOOD PRACTICE

### Australia: privatizing inspections

In Australia risk management for construction emerged in 1999 based on

techniques developed by Standards Australia, an independent nonprofit considered the country’s leading nongovernmental standard-setting body.<sup>7</sup> Buildings began being inspected by local councils, and risk assessments by those councils determined the number of inspections needed, with standards varying by council. But the 2005 Building Professionals Act allowed for accreditation and regulation of private inspectors.<sup>8</sup> By opening to the private sector, Australia introduced competition to a system that had primarily been the responsibility of local councils. Furthermore, in 2005 Australia amended its Building Code to introduce a risk-based categorization system for buildings that inspectors had to follow (see next section for more details on the categorization).

In addition, in 2010 changes were made to the Building Professionals Board, which had been the sole body authorized to accredit private inspectors, regulate the profession and enforce disciplinary and legal actions against private inspectors. Now principal certifying authorities can accredit professionals from various backgrounds—including engineers, planners and building and land surveyors—to serve as inspectors. In addition, the board became responsible for accrediting, regulating and enforcing actions against certified inspectors.<sup>9</sup>

As a result principal certifying authorities can retain both private and council inspectors, who report back during and after construction. By law, principal certifying authorities must be designated to conduct the mandatory inspections at the critical stages (stipulated in the Environmental Planning and Assessment Act), manage inspections and decide if additional inspections are needed based on a building’s risk level. The principal certifying authority must also issue the certificate of construction (a mandatory certificate that must be obtained prior to the commencement of construction works) and certify the safety of the building upon completion of construction. The principal certifying authority is held liable if any issues arise related to the building construction.<sup>10</sup> However, inspectors must obtain an annual professional insurance up to a minimum of AUD 1,000,000 in order to be retained in their position.

### France: establishing insurance-driven building control and mandating risk-based inspections

France’s 1978 Spinetta Law provided a legal framework for creating technical control agencies and dramatically modifying liabilities in construction works.<sup>11</sup> Until then it was unclear who was responsible for inspecting buildings during construction. The government had limited involvement in the construction industry. Builders and architects were simply required to have 10-year warranty insurance for damages caused by a building collapse. Furthermore, while previous legislation had stipulated various categorizations of buildings, it had never stipulated what types of inspections should be conducted for each category.

Under the Spinetta Law only private, state-licensed technical control agencies can inspect construction sites.<sup>12</sup> Technical controllers cannot be directly involved in construction-related activities. They must be accredited for 5-year terms based on requirements defined by a state decree, including for technical competence and professional conduct.<sup>13</sup> Technical control agencies must verify buildings’ strength, safety and compliance with building regulations, including standards for seismic construction and accessibility for the disabled. In addition, all parties involved in construction—such as contractors, builders, and technical control agencies—must obtain insurance covering defects in construction. Compliance with regulations has improved dramatically since the Spinetta Law was implemented.<sup>14</sup>

### Building classifications in Australia and France

A building’s risk level is based on its classification, use and height. Volume 1 of the 2005 Building Code of Australia considers all buildings low risk regardless of their class if they are less than 4 stories except class 9 (table 5.2).<sup>15</sup> Class 9 buildings are considered high risk due to their uses and regardless of their height. Moreover, some buildings are considered high risk because of their importance as class 3 or 4 buildings. Class 3 buildings house more than 250 guests, motels or guest

**TABLE 5.2** What building classifications does Australia use?

Building class	Use	Risk level
1	Standalone residence	n.a.
2, 3, 4	Residential	Low for up to three stories Medium for more than three stories but less than 25 meters High for more than 25 meters
5, 6, 7	Office building for commercial purposes	Low for up to three stories Medium for more than three stories but less than 25 meters High for more than 25 meters
8	Laboratory	Low for up to three stories Medium for more than three stories but less than 25 meters High for more than 25 meters
9	Building of a public nature	High
10	Other domestic utilities	n.a.

Note: Buildings in any class with a risk level of 3 or 4 are considered high-risk buildings. n.a. = not applicable.  
Source: 2005 Building Code of Australia.

houses. Class 4 is the residential part of buildings classified under classes 5, 6, 7, 8 or 9. For example, if an office building has one floor with residential apartments, that floor is classified as class 4.

Risk levels and building classes enable principal certifying authorities to develop inspections that protect public safety. For example, 2 buildings might be considered low risk because of their height. But depending on their uses, 1 might require more inspections because of the complexity of its construction. In addition to the risk-based inspections that principal certifying authorities deem necessary, several critical inspections are set by law for each building class, including standalone residences (class 1) and garages and parking lots (class 10). For classes 1 and 10, 7 inspections are required, compared with just 3 for class 7 warehouses.<sup>16</sup>

In France building classifications are mainly based on occupancy and use, though height also plays a role. Only nonresidential buildings that receive visitors—such as malls, office buildings or movie theaters (*établissement recevant du public*, or ERP) and residential buildings up to 50 meters tall are categorized. The 5 categories for these buildings are based on the number of people they can house

**TABLE 5.3** What building classifications does France use for ERP?

Classification	Number of people the building houses	Mandatory inspection required?
Category 1	More than 1,500	YES
Category 2	701–1,500	YES
Category 3	301–700	YES
Category 4	300	YES
Category 5 <sup>a</sup>	300 or fewer <sup>b</sup>	NO

Note: In addition to ERP, residential buildings up to 50 meters high are also classified according to the 5 categories above.

a. Includes only visitors.

b. Refers to small construction works with or without sleeping quarters.

Source: 2009 Building and Housing Code of France.

(table 5.3). For categories 1 to 4 the threshold includes both employees and visitors, while only visitors are considered for category 5 (which has more lenient safety regulations).

Mandatory inspections are required for categories 1 to 4 and are classified into 2 main categories: L and S. Each category has sub-categories that relate to a specific part of the building such as framing, roofing or thermal performance.

- Category L (Legal aspects—excluding seismic risk level): This type of control focuses on the structural strength, the foundation, the framing, the roofing and the mandatory equipment to be used for each step.
- Category S (Safety): This category concerns the safety of the workers on the construction site.

Depending on a building's class and type, the safety control agency conducts either category L or S inspections. High-risk buildings have both types of inspections. A special category, category PS (Paraseismic), is applied to zones prone to seismic activity. In this case, all three categories of inspections are mandatory.

## WHAT CHALLENGES HAVE BEEN FACED?

Economies seeking to adopt risk-based inspections can face several challenges. First, economies with weak legal institutions will find it nearly impossible to implement such a complex system. It requires passing legislation that, among other things, clearly stipulates categorization of buildings, identifies qualification and licensing requirements for private practitioners, calls for strong oversight mechanisms and calls for the establishment of agencies that are well-equipped and trained to ensure the safety standards of buildings. Having clear zoning and land regulations is also key. In some economies implementing risk-based inspections has been a challenge because authorities do not know if the building that will be constructed is in a high-risk zone (such as a zone prone to flooding or seismic activity, has natural reserves, is a historical heritage site, or the like).

Second, enforcement of the legal framework is essential to ensuring its successful implementation. The relevant agencies must be independent enough to enforce the law and exercise their right to conduct any needed oversight. For example, they must establish mechanisms whereby clients can submit complaints about their dissatisfaction with an inspector, then investigate the case and take disciplinary actions against the inspector if the case is confirmed.

Corruption can be reduced as well in these cases; without the proper enforcement mechanisms, it becomes easier to engage in paying bribes to the inspectors. Economies with successful risk-based inspections have strong legal institutions and solid enforcement mechanisms.

Consider Brazil, where the construction industry has expressed strong and growing demand for risk-based inspections. But because of a weak legal framework and poor dissemination of a risk assessment methodology, only São Paulo was able to implement risk-based inspections—and the system remains limited. Many practitioners lacked sufficient knowledge and were not well-trained to properly identify the various types of risk involved in the different types of buildings.<sup>17</sup>

Establishing a conflict resolution mechanism can also be challenging. It entails establishing a system where entities adversely affected by permitting authorities' decisions can appeal them. Like the enforcement mechanisms, conflict resolution mechanisms can only be successful if there is technical competence, procedural safeguards and transparent processes. For example, Canada's Building Code Commission members have the appropriate technical expertise and are appointed from both the regulatory and industry sectors. The commission's decisions are binding and hearings on technical issues almost never exceed 6 to 8 weeks.<sup>18</sup>

Another main challenge is securing adequate resources. Developing a sound risk management system to implement risk-based inspections requires investing time and money. Risk-based inspections involve identifying and assessing the risks of every building. Such efforts are time-consuming and require staff with technical expertise. Thus sufficient financial resources have to be allocated to training. And to allocate these resources wisely, agencies must be run by individuals who are technically competent and can act independently.

Still, economies can start with smaller steps that do not require extensive resources. In 2012 the municipality of

Ciudad de Guatemala issued a new technical manual on construction permits that introduced a risk-based approach to inspections conducted during construction. Low-risk projects—buildings smaller than 3,000 square meters with 3 floors or fewer—were exempted from inspections during construction but remain subject to a final inspection. Before, random inspections for low-risk projects occurred about once a month.

Finally, economies implementing risk-based inspections must develop liability and insurance systems. Doing so helps hold building inspectors and enforcement agencies accountable and deters them from delaying the issuance of permits. Building inspectors in those economies, such as Australia, France and the United Kingdom, hold insurance regimes that guarantee compensation in case of defects. But in most developing economies implementing such a regime can be a challenge since insurance systems are not readily available.<sup>19</sup>

---

## WHAT BENEFITS HAVE BEEN REALIZED?

Implementing risk-based inspections can present enormous challenges, but the benefits are greater. After France implemented its Spinetta Law, construction-related conflicts and litigation fell, protection improved for owners and contracting authorities, and building safety, quality and compliance with building standards increased. The reforms also lowered repair costs.<sup>20</sup>

Indicators of construction quality—as measured by the percentage of buildings for which insurance claims are filed and related repair costs relative to the cost of the building—have also improved. For instance, repair costs as a percentage of construction costs fell from more than 4% in the 1990s to 3.6% for buildings completed after 2001. That these figures are both low and declining reflects the system's effectiveness.<sup>21</sup>

In 1984 the United Kingdom began modernizing its building regulation. As in Australia, builders can now choose whether to have inspections conducted by licensed private inspectors or local

public authorities. This has greatly benefited clients because if they choose a private inspector, they can involve the inspectors at an earlier stage of the process (meaning, before construction even begins). A public inspector is only involved during construction. In 2012, 60 or so private inspectors—including several large corporate inspection firms—handled 30% of building control work. Introducing a private alternative to public building control has made the process more efficient and expedited services.<sup>22</sup> Inspections in the United Kingdom are not free of charge, so by having clients choose private inspectors, local public authorities are losing revenue and thus have an incentive to compete with the private sector.

But much of the success of these economies has also been a result of strong implementation and oversight of the privatized systems. First, a robust system of qualification and licensing requirements exists for private inspectors. Inspectors in these economies have extensive technical expertise, which results in higher compliance with building codes.<sup>23</sup> And enforcement agencies operate with considerable independence and can hold private practitioners accountable for wrongdoing. Without these necessary safeguards, the effectiveness of a privatized system can remain limited.

For example, the former Yugoslav Republic of Macedonia privatized its design and construction reviews process. Many requirements and documentation were streamlined or eliminated. In just one year the time needed to obtain a construction permit was cut by 22 days and the number of procedures required by 10 as measured by *Doing Business*. For inspections, FYR Macedonia introduced two categories of buildings: those of national importance and those of local importance, such as commercial warehouses. The 5 phased inspections previously required by the State Inspectorate for Construction and Urban Planning for buildings of local importance were eliminated, and construction oversight can now be performed by independent professionals hired by investors. But licensing requirements for engineers are not yet robust and oversight of their work remains weak.

## CONCLUSION

Introducing risk-based inspections is challenging. Among the many prerequisites are sound legislation, accurate categorization of buildings and effective agencies with sufficient resources, well-trained workers and legal mandates to conduct inspections. Economies that have successfully implemented such systems have seen more efficient inspections of their construction industries without compromising the safety of workers, the public or buildings.

Australia privatized its inspection system, while France strengthened and clarified its liability regime. Technical controllers must be licensed, and technical control agencies are held accountable for building safety. And while Australia categorizes buildings based on their uses, France categorizes its buildings based on their occupancy. Though the two countries took different approaches, both emerged with far more efficient construction inspection systems.

## NOTES

This case study was written by Marie Lily Delion and Joyce Ibrahim.

1. World Bank, <https://openknowledge.worldbank.org/bitstream/handle/10986/7671/416300PK.txt?sequence=2>; <http://siteresources.worldbank.org/SOUTHASIAEXT/Resources/Publications/448813-1202436185914/ch4PIIC.pdf>.
2. World Bank Group 2013b. The economies are Australia, Austria, Republic of Congo, Czech Republic, Denmark, Finland, Germany, Iceland, Ireland, Kenya, Mali, Mauritius, the Netherlands, New Zealand, Portugal, Slovak Republic, Spain and the United Kingdom.
3. *Doing Business* database.
4. [http://www.rbwm.gov.uk/web/bc\\_nine\\_stages\\_of\\_work.htm](http://www.rbwm.gov.uk/web/bc_nine_stages_of_work.htm); <http://ottawa.ca/en/residents/laws-licenses-and-permits/building-and-renovating/building-inspections>
5. World Bank Group 2013b.
6. World Bank Group 2013b.
7. Baccarini 2000.
8. Independent Commission Against Corruption Act, Section 3, 1988.
9. Building Professionals Board, <http://www.bpb.nsw.gov.au>.
10. Environmental Planning and Assessment Act (EPAA) 1979. These classes are 1 (standalone houses) and 10 (other domestic utilities such as garages).
11. While technical control agencies are primarily responsible for the inspection of buildings, they also play a role at the outset with the design and plans of the building.
12. Building and Housing Code of France (Code de la construction et de l'habitation), Articles L111-23 to L111-26, 2009.
13. Law on Liability and Insurance System (Loi sur l'assurance-construction), Article 10, 1978.
14. World Bank Group 2013b.
15. Building Code of Australia, Volume 1, 2005.
16. Clause 162A of the Environmental Planning and Assessment Act 1979 addresses the critical inspections required for each category.
17. Martins and others 2011.
18. World Bank Group 2013b.
19. World Bank Group 2013b.
20. World Bank Group 2013b.
21. World Bank Group 2013b.
22. World Bank Group 2013b.
23. World Bank Group 2013b.



# Tackling high electricity connection costs: Trinidad and Tobago's new approach



- Around the world, high connection costs are a barrier to getting electricity. The getting electricity indicator shows that connection costs for entrepreneurs are highest in Sub-Saharan Africa.
- The most effective regulatory systems govern connection costs in a way that is cost effective for utilities and fair for customers.
- Studies often focused on the balance between connection costs and consumption tariffs. But when analyzing connection costs, few studies assessed cost allocation between new customers requesting connections and future customers who might benefit from them, which is the focus of this case study.
- Trinidad and Tobago lowered connection costs by introducing a capital contribution scheme to resolve the “free rider” issue (which occurs when first customers fund the entire construction works, to the benefit of future customers).
- The new scheme was implemented through extensive collaboration among multiple stakeholders, including the regulator, electricity utility and entrepreneurs.

Access to electricity is essential for firms. Yet many entrepreneurs around the world struggle with high costs to connect to electricity grids. In 2013 the cost to connect a single warehouse to a power supply ranged from an average of \$19,112 in South Asia to \$38,500 in Sub-Saharan Africa. Globally the average was \$29,134 (figure 6.1). Self-supply is much more costly—often prohibitively so.<sup>1</sup> Moreover, high electricity connection costs often go hand in hand with high transmission and distribution losses.<sup>2</sup>

Experts contacted by *Doing Business* identified high connection costs as the main barrier to accessing electricity in their countries (figure 6.2). That was the case for all income groups except low-income economies, for whom a lack of generation capacity is the main barrier.

## UTILITIES SPREAD NEW CONNECTION COSTS BETWEEN TARIFFS AND CONNECTION FEES

Every electricity utility has to recoup the costs of a generation plant, transmission and distribution networks and to foster income for future expansion. One way of doing so is by levying network costs to new customers, in the form of an advance lump sum payment to facilitate infrastructure works for an electricity supply. This lump sum is called customer’s capital contribution.

If a customer is not near the existing network or the network is already fully used and new capacity is required, the cost of extending the network might be high. In such cases customers have to pay all or part of the capital cost—which might be a significant barrier to obtaining a new connection, especially in low-income

areas. Alternatively, if a large share of the costs is recovered through tariffs rather than through advance lump sum payments, new customers enjoy a significant benefit at the expense of other customers.

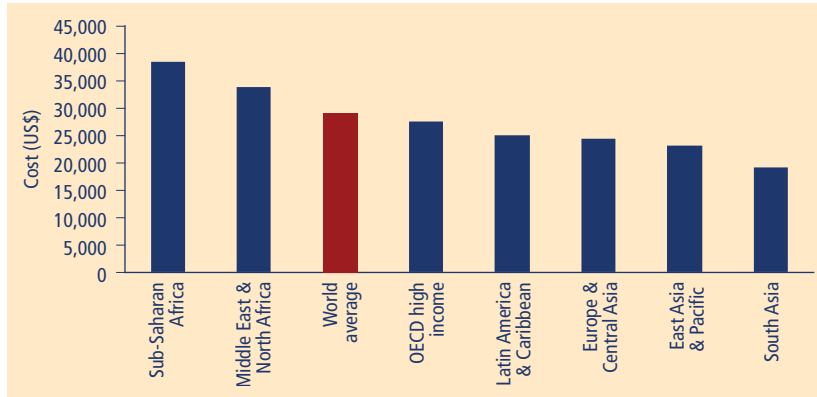
## UTILITIES HAVE TO BALANCE NEW CONNECTION COSTS BETWEEN PRESENT AND FUTURE REQUESTS

Many studies have focused on the balance between connection costs and tariffs. This case study highlights one way of striking the right balance between costs for new and future connection requests.

Costs for electricity connections are usually set by distribution companies and often reviewed by regulators when such agencies exist. Because utilities allocate costs for new connections between existing and prospective customers, they also have to balance economic efficiency and fairness. But it is often difficult to distinguish between capital works for specific customers and those needed for projected growth or safety and reliability. That leaves room for new customers to pay for investments in the network that will benefit other customers as well.

Consider a customer who wants to connect a warehouse to electricity. The customer’s premises could get connected to an existing transformer with sufficient spare capacity, or the utility could install a new transformer. This latter case could happen because a transformer is required for the customer but it could also be that the utility has development plans and wants to connect future customers to this transformer. Transformers are expensive. Customers can end up paying for more

FIGURE 6.1 The average cost to connect to electricity varies by region



Source: Doing Business database.

than is needed for connection requests, subsidizing future customers. Explicit rules on the allocation of costs are essential for fairness to customers.

In addition, connection costs are not fully transparent in many economies. Utilities often present customers with individual budgets instead of regulated capital contribution policies aimed at spreading the fixed costs of expanding networks. It makes it even more difficult for customers to assess how connection costs are spread among their requests and possibly reinforce the electricity network.

### WHAT HAS THE GETTING ELECTRICITY DATA SHOWN?

While there are many datasets on energy demand and supply quality, previously no global dataset existed on benchmarking connection costs across economies. The getting electricity indicator offers an annual comparison of the procedures, time and cost of obtaining an electricity connection in 189 economies, with data going back to 2009. Of the 3 indicators, costs vary most. This study aims to identify bottlenecks and good practices about calculating costs for new customers. Economies have tackled high connection costs in different ways. In Japan, it costs nothing for an entrepreneur to connect a warehouse to electricity—the costs of expanding the distribution network are covered by electricity tariffs. Papua New Guinea's

utility has a payment scheme that allows customers to pay capital contributions in monthly electricity bills.

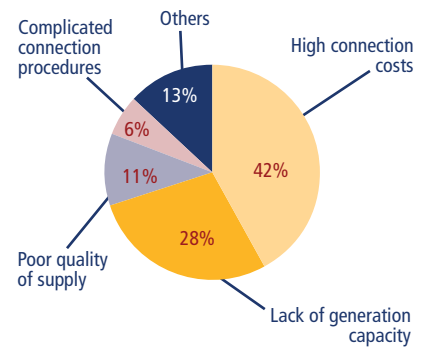
The indicator shows that costs can usually be divided into 2 categories: a clearly regulated connection fee based on a formula or set as a fixed price, and variable costs for the connection that take into account the labor and material required. Where a new connection can be made directly to the low-voltage network, regulated and fixed fees represent a larger share of the connection cost in high-income economies. In general, the higher the income per capita is in an economy, the higher is the share of regulated fees in the total cost.

Sweden is among those that provide clear regulation of fees. For the 140-kilovoltampere (kVA) connection assumed in the getting electricity case study, costs are fixed and based on an average for similar projects in the area. Information on fees also tends to be more easily accessible in higher-income economies—in a regulation, on a website or through a brochure or board at a customer service office.

### TRINIDAD AND TOBAGO'S EFFORTS TO MAKE ACCESSING ELECTRICITY FAIRER

Trinidad and Tobago's strategy for lowering electricity connection costs focused on finding a fair scheme to allocate costs between new and future customers. In

FIGURE 6.2 High connection costs are the main barrier to accessing electricity



Source: Doing Business database.

2006 T&TEC—Trinidad and Tobago's public, regulated electricity utility—got complaints about the costs of connecting to electricity. The most controversial issue was the capital contribution. Where the distance of the customer was far from the network or the network was fully used and new capacity was required, extending the network would increase the overall cost.

Customers paid for extensions (less the offset of revenues from the connection in the third year) required to connect to the system. If another customer sought a connection the new customer would be able to use the assets funded by the first customer. So a free-rider problem arose. There was no mechanism to reimburse customers that had funded connection assets shared by others whose emergence was not anticipated at the time of original application.

The legal basis for the capital contribution imposed by T&TEC arose from the T&TEC Act, Chapter 54:70 which states that clients had to pay for new electricity connections if they were more than 60 feet away from the existing grid. T&TEC presented individual quotes to customers who had no basis to contest them should they want to. A customer requesting a new connection of 140 kVA for a warehouse located 150 meters away from the existing network had to pay more than \$8,000 in Port of Spain in 2009.



## ESTABLISHING A CAPITAL CONTRIBUTION WORKING GROUP HELPED

Trinidad and Tobago's regulator, the Regulated Industries Commission (RIC), recognized that the capital contribution was contentious because the calculation of connection costs was complex and somewhat subjective. In 2006 the RIC established a working group to review capital contributions. The group was comprised of representatives from non-governmental organizations, the Chamber of Industry and Commerce, Bureau of Standards, Ministry of Legal Affairs, Electricity Commission and the RIC. The chair of the group was a representative from the Network of NGOs of Trinidad and Tobago for the Advancement of Women.

The group adopted a comprehensive approach that examined procedures and acts regulating capital contributions and looked into what utilities in other economies were doing. Their research focused on whether there was a clear, formal capital contribution policy, the issues addressed in the policy (such as for exemptions, reimbursement and dispute resolution) and the methods used to determine the capital contribution.

The group found that globally, service providers give users different ways to connect to electricity networks. One involves customers paying the total costs incurred as a result of connecting a new load to the system, including the costs of network reinforcement. Another involves

customers paying only for the assets required to connect to a system, excluding the costs of extending and reinforcing the distribution system. A third option followed by a few service providers, where the costs of assets for a new connection are deemed part of the general system and so are recoverable from all users through tariffs or system charges.

## RECOMMENDATIONS FROM THE CAPITAL CONTRIBUTION WORKING GROUP AND FINAL PROPOSAL BY THE REGULATED INDUSTRIES COMMISSION

The Capital Contribution Working Group submitted its report to the Regulated Industries Commission in early 2007, and the report was widely circulated to stakeholders and the public.<sup>3</sup> The document was finalized in 2008 and implemented by T&TEC in 2009/10, making connection costs fairer and more transparent. The groups also made 3 main recommendations for Trinidad and Tobago that have been implemented:

- *Introducing a reimbursement scheme.* To ensure that connection costs are more widely spread across different users, assets eventually shared by customers connecting later must be reimbursed to initial customers by T&TEC (figure 6.3).
- *Setting connection costs with revenue from electricity supply.* T&TEC is required to show that a connection is not commercially viable without a capital contribution and that it should be no

more than what it would cost to be commercially viable. This approach allows a balanced allocation of costs because a new connection is also a source of future revenue. But large industrial customers still bear the full capital costs of connecting to the network, and connection costs are small relative to the company's turnover.

- *Involving the private sector.* Customers can use T&TEC employees or contractors for conducting connection works. But T&TEC should prepare a list of prequalified contractors for customers, specify technical criteria and inform customers about the average costs of works in various areas. Many economies have opened their electricity markets to prequalified contractors—offering more options to customers and helping utilities meet the demand for new connections in a timely, cost-effective way.

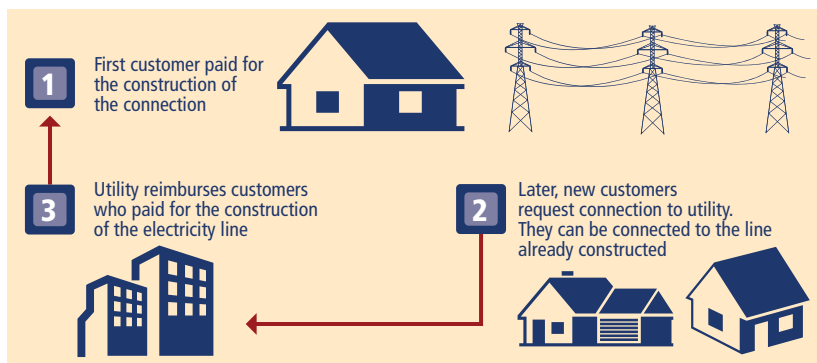
## OBSTACLES TO IMPLEMENTING THE NEW POLICY

As with any new policy, there was some resistance from the party administering the changes. T&TEC initially found it difficult to get its staff to support the new policy. Workers considered reimbursement the most burdensome issue because it required keeping records of the first client and subsequent ones, along with the works concluded for each. The task is tedious, as a detailed break-down of the works and associated costs is needed to identify future parts that benefit customers connected later. T&TEC upgraded its system to track new connections with the required details and provided training to implement the policy. The Regulated Industries Commission also extensively publicized the new policy in major newspapers and met repeatedly with T&TEC leadership and distribution staff.

## THE SCHEME IS WORKING

By 2013 T&TEC had implemented the regulator's recommendations. When installing new connections, the electricity company's engineers clearly mark the installed equipment and materials and link them with the customer's records in the utility's database. If new customers

FIGURE 6.3 How does the reimbursement of capital contribution work?



request connections, the utility personnel inspect the location and verify if the surrounding network has been marked earlier. Based on this information, T&TEC staff calculates how much should be reimbursed to previous customers.

This reform has allowed for a broader distribution of connection costs in Trinidad and Tobago. It has also lowered the cost for connecting a standardized warehouse as measured by the getting electricity indicator. After the reform the cost of a connection for a small warehouse dropped by more than eight times, to less than \$1,000 in 2013.

---

### WHAT WORKED WELL?

- *Having an active regulator.* A study of regulators in Latin America and the

Caribbean found that Trinidad and Tobago's Regulated Industries Commission ranks highest in electricity governance.<sup>4</sup> The commission's strong push for reform of the capital contribution policy made it work.

- *Involving stakeholders from the start.* Bringing in stakeholders from the beginning and getting the utility on board was a good idea. The utility was part of the working group, and its views were taken into account at all stages. Public consultations were conducted by the Regulated Industries Commission on the Working Group's report and enabled people to contribute to the process.
- *Learning from other utilities.* The Regulated Industries Commission and T&TEC conducted extensive research on reform and learned from global good practices—and so made

well-informed recommendations and decisions.

- *Clearly communicating about the reform.* The Regulated Industries Commission conducted a thorough public relations campaign—including television, radio and newspapers—to explain the new policy. People could call in during television and radio programs to ask questions, an approach that was highly appreciated. Most of the questions were about reimbursement and contestability.

---

### NOTES

This case study was written by Maya Choueiri, Caroline Frontigny and Jayashree Srinivasan.

1. Foster and Steinbuck 2009.
2. Geginat, Gonzalez and Saltane 2012.
3. Regulated Industries Commission 2008.
4. World Bank 2009.

# Implementing electronic tax filing and payments in Malaysia



- By 2012, 76 of the economies measured by *Doing Business* had implemented electronic tax filing (e-filing) and electronic payment (e-payment) systems.
- In 2004 Malaysia's Inland Revenue Board (IRB) launched e-filing and e-payment for income taxes.
- IRB encountered several implementation challenges, key among them the public's initial reluctance to use the new system. So IRB increased its promotion efforts, upgraded the system and hired staff to show taxpayers how to use it.
- The number of individuals and companies using e-filing jumped from 5% of active taxpayers in 2006 to 37% in 2012.
- The time that businesses need to comply with Malaysia's tax regulations fell from 190 hours in 2004 to 133 in 2012 as measured by *Doing Business*.

Taxation is essential for sustainable economic development, and tax administration is a basic function of a successful state. Taxation also helps make a government accountable to its citizens. When governments spend taxpayers' money, they are more accountable to make budget decisions transparent and accessible.

By 2012, 76 of the economies measured by *Doing Business* had implemented electronic tax filing and payment systems. This case study examines Malaysia's experience with modernizing manual tax filing and payment and moving to a paperless online system. Malaysia shows the opportunities that technology can provide to taxpayers and governments—as well as the challenges that may emerge during the transition.

In 2004 Malaysia's Inland Revenue Board (IRB) spearheaded an initiative to implement a system for filing and paying taxes that would promote electronic, paperless transactions. IRB's goal was to become a global leader in tax administration. It sought to shift from the conventional way of submitting paper forms to earn the public's trust and confidence.

Tax systems in developing economies, like those in more developed ones, face both new challenges and new possibilities as a result of technological change. Malaysia's ongoing reform of its electronic tax filing and payment system shows how and under what conditions technology can benefit both tax authorities and taxpayers.<sup>1</sup>

allows for the collection of required taxes at minimum cost. A tax authority engages in many activities, such as processing returns and related information from taxpayers, entering tax return data into a database, matching returns against filing requirements, processing tax payments and matching them against assessments, and issuing assessments and refunds. One way to boost a tax authority's efficiency is by expanding its use of information and communication technology. Such technology can facilitate a broad range of services, including registering taxpayers, filing returns, processing payments, issuing assessments and checking against third-party information.

E-filing systems increase the quality and quantity of information available to tax officers, enabling them to complete transactions faster and more accurately. Returns filed electronically have much lower error rates than paper returns and substantially cut the need to impose penalties and other punitive measures to foster compliance. The more efficient handling provided by electronic returns allows tax officers to issue assessments and refunds more quickly, and taxpayers know right away if their returns have been accepted by the tax authorities.<sup>2</sup> E-filing lowers the cost of handling returns—allowing administrative resources to be reallocated to other tasks such as auditing, customer services and tracking non-compliance.

The benefits of e-filing and e-payment systems extend to other electronic processes in the tax authority. E-filing and e-payment allow for better, safer data storage that can be used to implement a risk management system for auditing and enforcement. Automation helps establish a good system for tracking case files, which is essential for effective auditing

---

## **BENEFITS OF ELECTRONIC TAX FILING AND PAYMENT**

The goal of any tax authority is to establish a system of tax administration that

and increases the speed and quality of data provided to auditors.<sup>3</sup> In addition, e-filing systems are usually complemented by software that standardizes and facilitates processes for taxpayers, making compliance easier.

Finally, well-designed electronic systems can lower corruption by reducing face-to-face interactions. To ensure that taxes are collected efficiently and reduce opportunities for corruption, a generally accepted principle is that tax authorities should not handle money directly. Ideally, tax officials should have little direct contact with taxpayers and so less discretion in deciding how to treat them.

E-filing is also easy, flexible and convenient for taxpayers. E-filing makes it possible to file returns from a taxpayer's home, library, financial institution, workplace, tax professional's business or even stores and shopping malls. With an integrated e-filing and e-payment system, taxes can be filed and paid online from any place.<sup>4</sup>

---

## GLOBAL EXPERIENCES WITH AND LESSONS FROM ELECTRONIC FILING

Singapore was one of the first economies to adopt electronic systems in its public administration. In 1992 the Inland Revenue Department was replaced by the Inland Revenue Authority of Singapore, which developed an integrated, computerized tax administration system.<sup>5</sup>

The authority's first step was shifting from a hard-copy filing system to paperless imaging. Going electronic made administrative processes more efficient by freeing staff from unproductive paper shuffling, enabling better taxpayer service. The time needed to issue assessments dropped from 12–18 months to 3–5 between 1992 and 2000.<sup>6</sup> This change allowed staff to work more on auditing and investigation. Automated standard taxation procedures also made the system less dependent on the subjective expertise of individual tax officers, reducing the potential for corruption. Return processing, auditing and payment functions were separated, and officials' attitudes toward taxpayers improved.

Chile's Internal Revenue Service was the country's first public agency to adopt online technology—well before most other public services. Electronic methods were intended to facilitate tax compliance and decrease direct interaction with taxpayers. Chile is one of the few economies that have managed to approach nearly 100% use of electronic systems. Online tax returns were submitted for the first time in 1998.<sup>7</sup>

Chile faced several barriers at the outset of e-filing. Taxpayers had limited Internet access, and tax preparers were reluctant to use the new system because they were unfamiliar with the technology and saw it as a threat to their profession. In addition, the revenue service's information technology system could not handle the huge congestion of tax returns, especially in the few days just before the deadline. So Chile continuously upgraded its electronic system and offered prefilled electronic forms to simplify the process for taxpayers. The tax authority also introduced ambitious initiatives to overcome connectivity shortages by creating a public-private network of more than 880 e-filing centers, providing more than 30,000 connectivity points. In addition, it made arrangements with internet cafes so that taxpayers could use their equipment for free and trained operators at access points. It even developed a mobile training and awareness unit that traveled to different parts of the country to help people file taxes online.<sup>8</sup>

The use of technology to foster tax compliance by the United States Internal Revenue Service (IRS) shows that more developed economies also face challenges in increasing the use of e-filing. The IRS introduced e-filing of federal tax returns in 1986. Though this system predated Singapore's, it was initially less comprehensive. In fact, even though the number of electronic returns filed increased over time, the potential savings from that increase were partly offset by the ongoing use of paper filings for complex returns. But by 2012 the IRS achieved 80% e-filing of major returns.<sup>9</sup>

Initially, e-filing was not entirely paperless. Until 1999 electronic filers still had to submit signed paper documents. The IRS realized that when taxpayers switched to

e-filing, the time savings partly offset the costs of processing the still-large volume of signed paper documents.<sup>10</sup> In 1999 the IRS introduced an electronic option to replace signed paper documents. In addition to lowering processing costs, e-filing has cut the time required to get refunds—making more taxpayers willing to file returns electronically.<sup>11</sup>

---

## MALAYSIA'S EXPERIENCE

Seeking the benefits of electronic tax systems and reflecting the government's vision of leveraging online technology, Malaysia's Inland Revenue Board (IRB) launched its electronic system for taxes in 2004. IRB aimed to increase revenue collection by improving taxpayer services. The goal was to cut time and cost and to allow taxpayers to comply with tax obligations more easily, enabling IRB to maintain a good reputation with taxpayers even as it widened its tax base.

With the new system, taxpayers can complete forms and provide needed payment details online instead of sending them by mail or taking them to a tax office. The online system was developed by IRB's information technology department. IRB implemented a roaming public key infrastructure system that gives users secure access to sensitive information from any location without having to carry digital identification. The electronic system integrated tax filing and payment on one server—a major advantage over manual procedures.

For every tax filing or payment, taxpayers have to log in, select and complete the appropriate forms, sign and submit them digitally. An acknowledgment is received immediately. The e-filing system automatically calculates the necessary payment details. It also limits deductions that taxpayers are entitled to based on deduction rules—enabling taxpayers to avoid mistakes that would result in penalties.

In addition, prefilled online tax returns have been available since 2006, starting with taxpayers basic information and later extended to include their incomes and reliefs. In 2012 IRB enhanced its e-filing system by introducing smartphone filing

for individual taxpayers. That same year, it introduced organizational e-filing for company managing directors to enable companies to use their digital certificates to file returns electronically. Previously, directors had to use their personal certificates.

In addition, IRB introduced automatic refunds. Due to the big number of refund cases and to expedite refunds, refunds were directly credited to taxpayers' accounts through electronic fund transfers—reducing the number of unclaimed checks<sup>12</sup>.

### IMPLEMENTATION CHALLENGES

IRB encountered several challenges implementing e-filing and e-payment, key among them is the public's readiness to use it. When the system was introduced in 2004, both Malaysian and non-Malaysian citizens could choose to file their tax returns manually or electronically. The private sector was not involved in the development of the project. Its feedback was sought later.

Two years into the project, few Malaysians were using e-filing. Though taxpayers and tax preparers recognized its benefits, the number of taxpayers using the e-filing system remained far below expectations, with individuals and firms using e-filing accounting for just 5% of the taxpayer population in 2006.<sup>13</sup> There may be many reasons for this initial lack of enthusiasm. When tax systems change, taxpayers and tax authorities take time and incur costs adapting to and adopting them.

The low use of the electronic system was mainly due to the initial reluctance of Malaysian taxpayers to abandon paper-based processes. Studies were conducted to analyze taxpayers' intentions to file electronically and their willingness to do so.<sup>14</sup> Uncertainty about the security and privacy of information transmitted online was one of the reasons for low use of e-filing. The new system also created anxiety for users uncomfortable with the technology. Returns had to be completed online; users could not complete soft copies of their returns offline and upload them to IRB.

### A CHANGE IN STRATEGY

Because of the low initial participation in the electronic system, in 2008 IRB expanded its promotion efforts, sponsoring seminars, talks and television advertisements and distributing flyers and pamphlets. IRB also set up booths at conventions and held roadshows to promote the electronic system and raise public awareness, using the slogan "as easy as 1, 2, 3." IRB also realized the importance of involving the private sector and asked professional bodies such as tax preparers and accountants to share ideas on how to enhance the online system. IRB also gathered feedback from taxpayers through its customer care centers and branches.

At first some taxpayers and tax preparers reported that the server was slow and often failed. Authorities responded with several upgrades to make it accessible with different browsers. IRB also installed computers in its offices so that taxpayers could file electronically, and hired workers to train taxpayers on how to use the system. And it launched a program to help taxpayers during the peak filing season. Special counters with extended operating hours at all branches were made available for the public to submit their returns through e-filing.

A tax authority gains the most benefits from e-filing when it achieves 100% use of the online system for filing and paying taxes. Accordingly, IRB provided

incentives and services to encourage e-filing. For example, IRB offers a grace period of 15 days from its official deadline if returns are filed electronically.<sup>15</sup> In addition, if a tax return is submitted late, the IRB penalty is 5% less if the return was submitted electronically. The charter for IRB clients was redrawn to include a pledge to refund any excess taxes within 30 working days from the date of receipt if the returns were filed electronically.

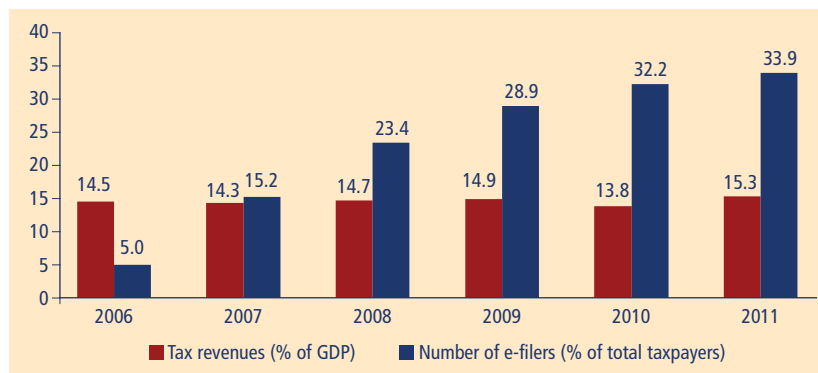
IRB continues to encourage taxpayers to file online. Among its latest initiatives, it is offering to do presentations at companies with at least 200 employees who use the service. The use of the online system has picked up dramatically: by 2012, 37% of active taxpayers filed electronically.<sup>16</sup>

### POSITIVE OUTCOMES

Malaysia's efforts are showing results. Between 2006 and 2011 the share of individuals and companies filing electronically increased from 5% to 34% (figure 7.1). Over the same period, tax collections increased from 14.5% of GDP to 15.3%.<sup>17</sup> Further analysis would be needed to fully understand the link between e-filing and revenues.

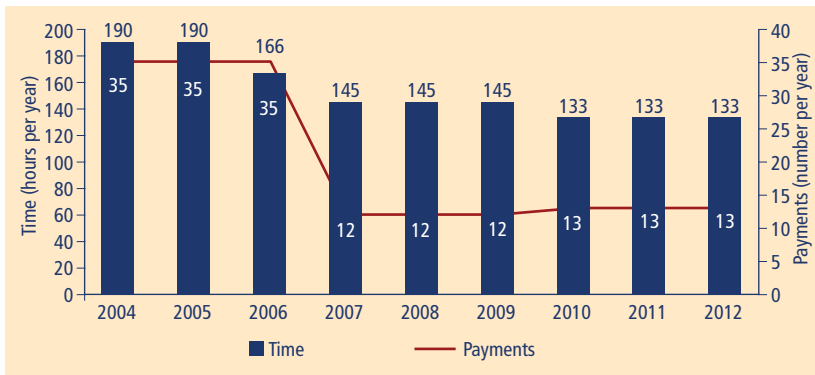
IRB's ongoing efforts to improve its electronic tax system have lowered the administrative burden of complying with corporate tax obligations as measured by *Doing Business*. In 2006 it took 24 fewer

FIGURE 7.1 Since 2006 e-filing usage has jumped among individuals and companies in Malaysia



Source: World Bank, World Development Indicators database; Malaysia Inland Revenue Board data.

**FIGURE 7.2** Malaysia’s electronic filing system has eased compliance with tax obligations for businesses



Source: *Doing Business* database.

hours to file taxes than in 2005 (figure 7.2). By 2007 far more small and medium-size companies were filing electronically, further reducing time to comply with corporate income and labor taxes obligations from 166 hours in 2006 to 145 in 2007. In 2010 tax preparers deployed new software linked to IRB’s e-filing system. In addition, IRB improved its e-filing system and introduced online filing of tax estimates. These improvements cut compliance time to 133 hours a year.

### CONCLUSION

Electronic systems for filing and paying taxes, if implemented well and used by most taxpayers, benefit both tax authorities and taxpayers. Malaysia’s experience has shown the opportunities that technology can provide as well as the challenges that may emerge as the users are phasing in the change over time.

### NOTES

This case study was written by Joanna Nasr.

1. Bird and Zolt 2008.
2. Edwards-Dowe 2008.
3. Bird and Zolt 2008.
4. Edwards-Dowe 2008.
5. World Bank 2000.
6. World Bank 2000.
7. Alvarez Voullième, Capdevila de la Cerda, Flores Labra, Foxley Rioseco and Navarro Haeussler 2006.
8. Dohrmann and Pinshaw 2009.
9. Electronic Tax Administration Advisory Committee 2012.
10. GAO 2002.
11. Kopczuk and Pop-Eleches 2005.
12. Malaysia Inland Revenue Board data.
13. IRB data. This is the percentage of taxpayers who used e-filing but did not necessarily pay taxes electronically.
14. Abdul Aziz and Idris 2012; Azmi and Kamarulzaman 2010.
15. Malaysia Inland Revenue Board website. For corporate taxpayers, the due date is 7 months from the closing of account. If a company’s accounting period ends with the calendar year (which is usually the case), the deadline for manual submission is the end of July, with an additional 15 days if filings are submitted electronically.
16. Malaysia Inland Revenue Board data.
17. World Bank, World Development Indicators database.



# Implementing trade single windows in Singapore, Colombia and Azerbaijan



- Trade single window systems can cut trade times and costs by making information flows more efficient and streamlining trade procedures.
- Implementing a single window system involves many stakeholders and requires long-term commitment from government and business.
- Systems must fit the environment and level of development where they operate.
- Singapore's TradeNet system, in operation since 1989, has evolved into a highly integrated virtual platform.
- Colombia's Single Window for Foreign Trade, launched in 2005, has adopted a gradual approach, adding functions and integrating agencies over time.
- Azerbaijan has sought to learn from other economies while implementing its single window system.

An economy's competitiveness is driven by many factors, including how quickly, reliably and cost-effectively the private sector can trade goods. Today's manufacturers and agricultural producers operate in a global supply chain. Thus an efficient international trade system can increase economic opportunities and improve livelihoods—especially in poor economies with small domestic markets.

But in many parts of the world, international traders must spend a lot of time preparing and submitting information to government offices ranging from customs to port authorities, each with its own rules and form requirements. These reporting requirements are often confusing, overlapping and onerous. In Madagascar the government offices involved in trade span 350 kilometers, and hard copies of forms had to be submitted to each until an electronic platform introduced in 2011 transformed the document submission process and reduced delays (see the chapter on trading across borders).

A single window system can improve information flows by sharing needed information with all parties involved in trade, including private participants such as banks and insurance companies and public agencies such as immigration and vehicle registration authorities. The key concept for an effective system is to enable traders to submit standardized information and documents through a single gateway, eliminate redundant processes by traders and government agencies and improve coordination and cooperation between authorities.<sup>1</sup> Reducing multiple data submissions to different agencies helps minimize errors during data entry too.

Single window systems have other benefits. One that collects data systematically

enables consignments to be categorized more easily based on the associated risk by allowing creation of trader profiles, limiting physical inspections to risky cargo and potentially making trade procedures more secure and efficient. By combining a portal where up-to-date information on tariffs and other legal and procedural requirements are available and by integrating a payment system, duties and other charges can be paid more quickly and accurately, raising government revenues.

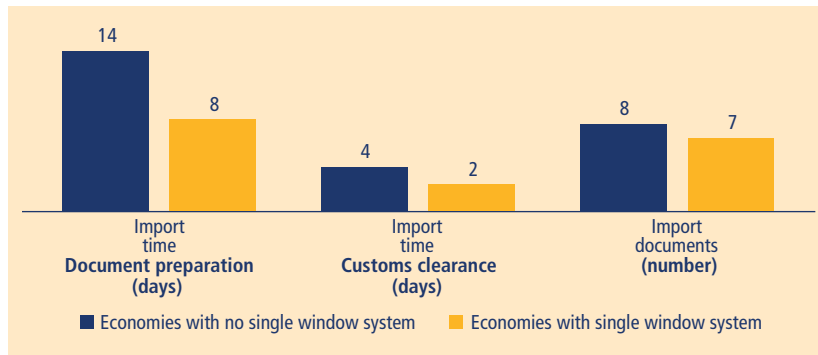
Today 73 economies have single window systems of varying complexity.<sup>2</sup> Exporting and importing a standardized cargo container is faster in such economies. In addition, fewer documents are required for importing, but the impact is smaller than the impact on time—an average of 6.6 documents in economies with single window systems compared with 7.8 in those without—underscoring the point that single window systems are mainly making submission of information more efficient (figure 8.1).

Using a single window to lodge information can even fight corruption by reducing interactions between traders and authorities. And it can make the clearance process more predictable and enhance transparency. Among the 73 economies with single window systems, 86% make information on duties and tariffs publicly available, while only 54% of the other 110 economies measured by *Doing Business* do so.

Though a single window system brings considerable gains, implementation is a major undertaking involving many stakeholders and requiring long-term commitment from multiple players in government and business.<sup>3</sup> Implementation



**FIGURE 8.1** Economies with single window systems spend less time preparing documents and clearing customs



Source: *Doing Business* database.

takes many years and might have to be done in phases. Though their overarching goals are the same, single window systems differ greatly, highlighting the need to adapt them to each economy—taking into account the computerization of users, internet connectivity and the capacity of implementing bodies.

This case study describes the experiences of Singapore, Colombia and Azerbaijan. In the late 1980s Singapore became one of the first economies to embrace the single window concept, and it has evolved into a highly integrated virtual system, recognized as global good practice. Colombia's single window was launched in 2005 and has also developed in stages. Today the system links 21 trade entities and is continuously adapting its system to make things more efficient for traders and government. Azerbaijan's single window is the newest covered in this chapter and provides a revealing contrast to Singapore's mature system. Azerbaijan launched its system in 2009 and so is still in the early stages of implementation. But the government is leveraging its position as a latecomer by learning from other economies.

By choosing 3 economies in different regions with different degrees of single window implementation, this case study aims to show the various approaches that governments take and the challenges encountered of pursuing effective single windows. The case study does not aim to promote a particular type of single window system nor endorse the experiences of these economies.

## SINGAPORE

Singapore's single window for trade—TradeNet, which began operating in 1989—began as an electronic data interchange system that allows computer-to-computer exchange of structured trade messages between the government and members of Singapore's trading community.<sup>4</sup>

After experiencing a recession in the 1980s, Singapore's government established a high-level committee to review the weaknesses of the economy and develop strategies to improve economic competitiveness. One of the committee's recommendations was to increase the use of information technology in trade.

The government had previously established a 2-day standard for normal processing of trade documents. But traders wanted quicker turnaround for just-in-time inventory management and deemed that waiting 2 days for normal processing (which could extend to 4 days for permit approvals) was too long.

So the government embarked on a large-scale effort to streamline the regulatory processes involved in approving trade permits. Committees of senior government officials and business leaders were created to ensure sufficient backing for using technology to reengineer and improve trade regulations and processes.

## From vision to implementation

Singapore's government created a steering committee for TradeNet to oversee the conceptualization of a national electronic data interchange system for trade declarations and permits. Three subcommittees—1 each for sea shipping, air shipping and government agencies—were then formed to improve exporting and importing processes, and to specify functional requirements and propose data standards. Before TradeNet some clearances were done manually and no overall computer system coordinated them. Every subcommittee developed profiles of essential trade documentation activities and cut the more than 20 forms used in international trade to a single online form for nearly all trade. This form was the core of the new computerized system.

The government created a private company to manage TradeNet, which in 1988 led to the formation of Singapore Network Services, now known as CrimsonLogic. Though funded by government agencies, the company is structured as a private, for-profit firm. The government reasoned that this approach would not require it to bear the cost of operating a nationwide network of infrastructure and services. Each account user pays \$20 a month and less than \$3 per transaction or permit. The first transaction on TradeNet was a shipping application submitted on January 1, 1989. By the end of that year TradeNet handled 45% of documentation for sea and air shipments in Singapore.

## Overcoming obstacles

Early on, the main challenge was to convince users to switch to electronic trade declaration. Singapore adopted a phased approach to minimize the efforts involved in making the change. First it implemented electronic processing and approval of trade permit applications for noncontrolled and nondutiable goods, later extended to controlled and dutiable goods. In the initial phase the system was piloted on 50 users. Even after the system was extended, using it was voluntary for more than 2 years and did not become mandatory until 1991.

Singapore also launched a nationwide campaign to promote the system and smooth the transition to it. Even today, when the government rolls out major

changes to the system, it deploys mass marketing and communication programs to raise awareness and prepare users.

While promoting the new electronic system, the government recognized the challenges facing some businesses. Some companies were more computerized, so adjustments and burdens imposed by the new system differed. The government provided training and assistance for operations. Singapore Customs conducted courses, and public terminals were installed for small companies. And to encourage companies to switch, manual processing fees were raised to S\$10 a document, while TradeNet users paid S\$6.<sup>5</sup> Thanks to such initiatives, today TradeNet handles more than 30,000 declarations a day, processes 99% of permits in 10 minutes and receives all collections through interbank deductions.<sup>6</sup>

### What's next?

Since 2007 Singapore has been pushing to extend aspects of TradeNet to commercial transactions in the trade community through TradeXchange. This system includes trade-finance transactions (for example, cargo insurance applications and supporting documents for factoring applications) and commercial documents (including commercial invoices and waybills). The government envisions achieving a more seamless flow of information along the supply chain. But as in other economies with similar initiatives—u-TradeHub in the Republic of Korea, the Digital Trade & Transportation Network in Hong Kong SAR, China—the system is yet to be embraced by the business world at large.

Singapore is an active member of the Association of Southeast Asian Nations (ASEAN), a regional body that has embraced the concept of single window systems and has an ambitious goal to establish an ASEAN-wide single window by 2015. Plans call for integrating members' national single windows so that a single submission of information suffices for all ASEAN members.

## COLOMBIA

Colombia began developing its single window system for foreign trade—Ventanilla

Unica de Comercio Exterior (VUCE) in Spanish—in the early 2000s.<sup>7</sup> After years of financial crises and economic slowdowns, in 2002 the new administration made modernizing public agencies and services a high priority. As part of a wide-ranging e-government initiative, the Ministry of Commerce, Industry and Tourism introduced the single window for foreign trade with the support of the Ministry of Information and Communications Technologies.

The push for new technology in the public sector came at a time when Colombia was becoming increasingly integrated with global trade markets. Negotiations for a free trade agreement with the United States began in 2003 and went into force in 2012, while other accords were negotiated with the European Union, Israel, Japan, the Republic of Korea and Turkey, among many others. The public and private sectors agreed on the need to address the bureaucratic, uncoordinated, inefficient nature of significant parts of the public administration. The government also wanted better information systems.

Many ministries and public agencies involved in foreign trade were working in isolation, sharing little or no information on trade procedures despite requiring essentially the same information from users and each other. Depending on the type of good exported or imported, traders had to visit and complete similar procedures at the different agencies in charge of issuing permits and approvals—such as the Colombian Agricultural Institute, National Institute for the Surveillance of Drugs and Food and Ministry of Commerce, Industry and Tourism. This led to duplicated processes, inefficient controls and reduced transparency in public administrations. For traders it increased delays and transactions costs.

After consulting with stakeholders, reviewing the process and identifying bottlenecks, Colombia's government established an action plan and created a task force to lead efforts to harmonize requirements, procedures and documents among the entities involved in foreign trade. That led to the creation of the single window for foreign trade, which became operational in early 2005.

## Features and implementation

The single window connects 21 public agencies involved in foreign trade—mostly ministries and health and safety entities—and 3 private companies that provide e-signature certificates and legal information on registered traders. The single window links them with importers, exporters, customs agents and brokers through an online platform that allows users to request procedures, approvals, authorizations and other certifications needed to import and export goods. In addition, tax identification and business registration records are available to the agencies connected to the system.

The single window is being implemented in stages. The first involved the import module, which handled import registration requests and import licenses for certain products. By November 2006, after the module's gradual rollout, all such requests were made electronically. That same year the government introduced the export module for export authorizations. The third component, the single foreign trade form module, went online in 2008 and integrates registers of domestic producers and handles some export quota requests.

Existing laws and regulations offered the legal basis for using electronic signatures and payments, though implementation was not always easy. For example, some banks and companies were initially unprepared to conduct payments online.

In 2010 a fourth module of simultaneous inspection was launched. Key among its features is a system to facilitate exchange of information among control entities and anti-narcotics agencies so that inspections can be conducted simultaneously. The current scope is for containerized maritime exports.

## From resistance to endorsement

At first, users and the officials in charge of processing requests resisted switching from the paper-based system. But their resistance eased thanks to the staged implementation of the modules, each featuring transition periods and training and outreach for all the parties involved. Officials also educated and trained users through conferences, workshops, official

communications and e-learning software. Moreover, the private sector tested electronic procedures through the single window before they were fully operational, making evident the advantages of the system from an early stage.

The single window has provided benefits to entities involved in trade, increasing efficiency and cutting times and costs. According to government sources, the system streamlined 135 procedures and 35 forms needed for importing into 1 step for traders, eliminating the need to visit agencies, reducing reliance on messenger services and minimizing the use of hard copies. The average response time has dropped by about 5 days for requests made at territorial offices that require approval from an agency linked to the single window.<sup>8</sup> In addition, it takes 30% less time to issue a license requested through the system.<sup>9</sup>

The system has enhanced the safety and integrity of trade transactions and generated more reliable data on foreign trade procedures and volumes for customs and other government agencies. There have also been gains for the entities linked to the single window for foreign trade. Besides better coordination and lower costs, the system has enabled agencies to expand their geographic reach and increase users. Updated equipment and electronic systems are helping agencies improve internal processes as well—a benefit not originally anticipated. The system has increased use of e-payment systems and e-signatures for procedures that go beyond foreign trade. According to an index that assesses e-government, Colombia ranks 43rd in the world, second only to Chile among Latin American and Caribbean economies.<sup>10</sup>

**A work in progress**

Despite all the improvements, Colombia’s move toward a fully integrated single window system is still a work in progress, and challenges remain. The speeds at which the different entities linked to the single window have implemented electronic and streamlined procedures internally have varied. For example, the Colombian National Tax and Customs Authority (DIAN) is electronically linked to the single window but handles declarations

for export and import through a separate system. Furthermore, though the single window allows traders in Colombia to conduct processes related to approvals and authorizations electronically, reliance on paper and manual procedures during importing and exporting persists, creating processing delays that slow the flow of trade transactions.

The government recognizes these constraints and is examining how to ensure that all agencies involved in trade reach the desired levels of efficiency. A 2012 decree established time limits for the agencies linked to the single window. Between 2012 and early 2013 that decree helped to cut response times for import registration requests at the Ministry of Commerce, Industry and Tourism by more than 95% (figure 8.2).

In addition, Colombia’s single window system is being reengineered to optimize business processes. In addition to enhancing data management, the effort aims to standardize the information in line with international standards. As a result some functions of the single window were made inactive in late 2012 and will not become operational again until 2014.

The Colombian government is working to include new functionalities for the 4th module of simultaneous inspection systems for exports and to develop a similar system for imports. A risk management module for reviewing and approving import requests according to established criteria is planned for launch in 2014.

Furthermore, a logistic module to link public and private users to facilitate the information exchange at ports and airports will be developed.

**AZERBAIJAN**

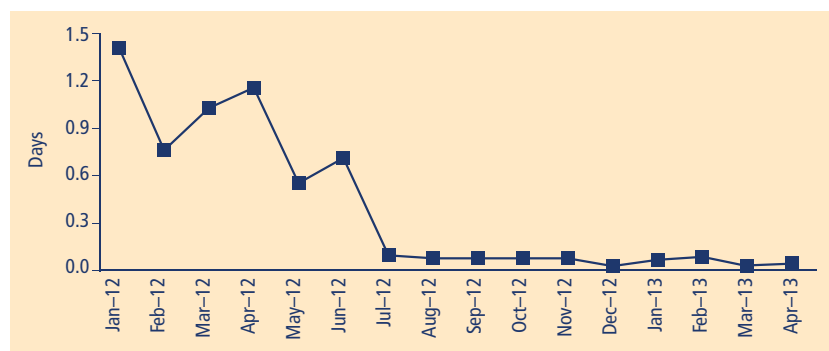
The government of Azerbaijan has long considered establishing a single window system a key step toward modernizing customs services and improving the trade environment. The desire for a single window has been further motivated by the need to simplify and expedite exchanges of information between the public and private sectors and to increase transparency in trade.<sup>11</sup> With these goals in mind, in 2008 the president of Azerbaijan made the State Customs Committee the lead authority for controlling goods and transportation crossing state borders.<sup>12</sup>

**Choosing from global good practices**

As a first step, the State Customs Committee analyzed the process for inspecting goods and transportation passing through border checkpoints. It also studied global good practices for implementing a single window and researched international norms and standards.

The government considered 3 types of common single windows. The first is based on the principle of a single authority, where customs authorities are responsible for exercising or coordinating all border control functions for other

**FIGURE 8.2** Response times for import registration requests plummeted at Colombia’s Ministry of Commerce, Industry and Tourism between 2012 and early 2013



Source: Colombia Ministry of Commerce, Industry and Tourism.

agencies. The Netherlands and Sweden use such a system. The second type is a single system, which collects standardized data from traders, then processes and distributes it to all agencies involved in international trade. The United States uses such a system. The third type is an automated system, where traders submit a single electronic declaration to relevant authorities for processing and approvals and these agencies send users electronic releases and approvals. Mauritius and Singapore use this type of single window.<sup>13</sup>

Azerbaijan chose to implement the single authority model, which involved transferring certain responsibilities from relevant agencies to the Customs Committee.

### Implementation

Before the introduction of single window the same documents had to be submitted multiple times to various authorities operating at the border. Each authority (such as veterinary, phytosanitary and quarantine agencies) relied on their local databases, which were not connected electronically. Such lack of coordination hindered control and coordination at the border as well as caused delays for the traders.

To prepare for the transition to the single window, the Customs Committee established a commission to implement the new system. The government identified the main authorities to be integrated into the single window system as the Customs Committee, Ministry of Agriculture, Ministry of Health, Ministry of Internal Affairs, Ministry of Taxes, Ministry of Transport, Central Bank, State Road Police, State Committee on Standardization, Metrology and Patents, a state sea administration and a state nuclear and radiological agency under the Ministry of Emergency Situations. Among the challenges for the State Customs Committee was to prepare its staff to work with the new system. The government improved the staffing of local customs authorities and developed hardware and software for the system.<sup>14</sup>

Upon the single window implementation, the Customs Committee became

responsible for controlling and checking all required permits and certificates for goods crossing the borders. While traders no longer interact directly with relevant agencies (veterinary, phytosanitary and quarantine agencies), these agencies still monitor the clearances performed by customs on their behalf. This approach has helped to eliminate duplication of control function at the border and has simplified document processing.

Introduction of the single window has also led to the development of a central database used by various government authorities. It gathers information on the types of goods and transportation crossing the border, the exchange of electronic certificates among relevant ministries, pre-arrival information for declared goods and pre-arrival notices for transportation crossing the border, reports on violations of customs rules, financial reports of traders and reports on savings in foreign currency.<sup>15</sup>

Azerbaijan's single window system is fully financed by the government. As a first step, an automated customs clearance system was implemented at inland border crossings on January 1, 2009 and became available to users free of charge. Implementation continued through 2011 in Baku and Sumgayit.<sup>16</sup> In addition, an article on the single window was included in the new customs code that entered into force on January 1, 2012. It establishes

that 29 customs checkpoints at the state border are to follow the single window principle—meaning that the single window covers all of the country's customs posts.<sup>17</sup>

### Building on initial successes

The efforts to implement a single window were well received by the private sector, and even in its initial phases the single window system helped reduce waiting times for customs procedures at the border from 2 to 3 hours to 15 to 20 minutes.<sup>18</sup>

Most small and medium-size enterprises, however, still physically submit customs declarations and supporting documents for customs clearance. In May 2011 the president signed a decree requiring government agencies to introduce electronic services as a first priority.<sup>19</sup> Plans are to mainstream electronic submission of all documents for customs clearance, introduce e-signatures and e-payments and integrate information systems of other state agencies such as the railway, airports and Caspian seaports by 2016.

## LESSONS

Single window systems can benefit the entire trading community, public and private, by streamlining complex systems of

### BOX 8.1 United Nations recommendations for establishing trade single window systems

The UN has identified key factors for successful implementation of single windows:

- Political will
- Strong lead agency
- Partnership between government and trade community
- Establishment of clear project boundaries and objectives
- User friendliness and accessibility
- Enabling legal environment
- International standards and recommendations
- Identification of possible obstacles
- Appropriate financial model for the system
- Communications, promotion and marketing

Source: UN/CEFACT 2005.

intertwined and duplicative data submission. The need to make trade more efficient is greater in a globalized economy, where fast and cheap delivery of goods is essential. Governments considering the implementation of such systems can look to other economies to learn what has worked well and what had to be overcome for a smooth transition to a new system.

Though the overarching principles and motivations for implementing single window systems are the same, the systems in Azerbaijan, Colombia and Singapore differ enormously. The maturity and level of integration of these systems vary, partly because of differences in when they started being implemented. As important, these economies have learned from their peers and developed systems adapted to the environment and level of development where they operate.

Still, Azerbaijan, Colombia and Singapore offer some common lessons. To successfully implement single window systems economies must do so through strong political will and commitment. Moreover, to sustain momentum for reform over many years and move things forward, it is crucial to have a lead agency as well as collaboration between government and the trade community (box 8.1).

### A single window system is a long-term commitment

Singapore's single window system is more than 20 years old and still evolving. Yet there are many nonperforming single windows around the world. A single window is analogous to a complex piece of machinery with many moving parts: it only needs 1 faulty part to derail the entire system.<sup>20</sup> Perhaps some projects were too ambitious or expensive, lacked high-level government commitment or funding, or were poorly managed. As seen in Colombia, some governments take an incremental approach—adding functions and integrating more entities over time.

### Overcoming behavioral hurdles requires persistence

The 3 economies studied show that moving from a paper-based to an electronic system requires behavioral changes among users in both government and the trading community. People used to writing information in a paper-based system must be trained to enter it on a computer, and may feel that it takes longer to do so. Moreover, the switch might require additional investments, such as computer purchases and internet connections. For developing economies adequate electricity supply might also be a large constraint. Thus the authority in charge of implementation must have the patience and persistence to ensure sufficient time, training and outreach.

### Collaboration with the private sector is essential

The business community must be fully on board with the move to a single window system, and its needs properly addressed. Businesses must be involved from the design stage through implementation. Moreover, they should have opportunities to provide feedback. Colombia used satisfaction surveys to identify issues, and Singapore provided facilities for online inquiries to maintain open, positive relations between the government and users of its single window system.

### Legal basis must be established

Single window systems require changes to procedures in customs agencies and affect many other authorities. To ensure a smooth transition, a clear and comprehensive legal basis must be established for implementation of the new system.

---

## NOTES

This case study was written by Mikiko Imai Ollison, Iryna Bilotserkivska and Robert Murillo.

1. UN/CEFACT 2005.
2. *Doing Business* database, based on information from local experts. Eighteen have a single window system that links relevant government agencies electronically, 55 a system that does so partially.
3. UN/CEFACT 2005.
4. This section is based on Koh Tat Tsen 2010; UNECE 2010; Crown Agents 2012, and input from Singapore Customs.
5. Neo and Long 1994.
6. All fees, taxes and duties are computed automatically and deducted from the traders' bank accounts.
7. This section is based on WTO 2011; Crown Agents 2012; Fuentes 2010; Rodriguez 2011; Ulloa Urritia and Constain 2012; UNECE 2009.
8. Ministerio de Comunicaciones, Republica de Colombia 2008.
9. World Bank Group 2013a.
10. UNDESA 2012.
11. Customs Committee of the Republic of Azerbaijan. 2007. "Decree of the President of Azerbaijan #1925 from February 1, 2007 establishing a State program on development of customs system in the Republic of Azerbaijan during 2007-2011." Available at <http://www.customs.gov.az/ru/abr11.html>
12. Customs Committee of the Republic of Azerbaijan. 2008. "Decree of the President of Azerbaijan # 12 from November 11, 2008 on the implementation of the principle of single window when checking goods and methods of transportation crossing the borders of the Republic of Azerbaijan
13. Mirzoev 2009.
14. State Customs Committee of the Republic of Azerbaijan, 2013.
15. UNECE 2011.
16. Ahundov, A. "Azerbaijan Customs Extends the Application of the Single Window Principle." *Trend*, September 12, 2011, <http://www.trend.az/capital/business/1930232.html>.
17. Customs Code of the Republic of Azerbaijan.
18. State Customs Committee of the Republic of Azerbaijan. 2013. These efforts were recognized in the *Doing Business 2010* report.
19. Customs Committee of the Republic of Azerbaijan. 2011. "Decree of the President of the Republic of Azerbaijan # 429 from May 23, 2011 on some measures in the area of electronic services provided by the government."
20. UNESWCWA 2011.



# Improving court efficiency: the Republic of Korea's e-court experience



- Korea was a pioneer in using electronic features to streamline court processes, launching electronic case management in the mid-1980s.
- The electronic case filing system—which allows for electronic filing of civil, commercial, administrative and family-affairs cases and will soon integrate insolvency cases—began operating in 2010, and by June 2013 almost half of civil cases were e-filed.
- E-court solutions in Korea mainly encompass features to help judges, facilitate the filing of cases for litigants and inform the public about case outcomes.
- Savings from the implementation of e-court systems can be substantial and result from a reduction in the use of paper, the time spent in court, the need for storage space, as well as easier archiving of documents and a general streamlining of processes and services.

Fair, speedy trials are essential for small enterprises embroiled in disputes. If business disputes take months or even years for courts to resolve, small firms might not have the financial strength to stay in business that long, regardless of trial outcomes.<sup>1</sup> In such cases justice delayed is justice denied. Though small and medium-size enterprises usually try to avoid going to trial, effective contract enforcement systems matter for them.<sup>2</sup> Efficient courts and enforcement reduce informality, improve access to credit and increase trade.<sup>3</sup>

E-government has been adopted by policy makers around the world to increase efficiency. Korea ranks first in the world on the E-Government Readiness Index, a composite measure of the capacity and willingness of economies to use e-government for development.<sup>4</sup>

An e-court is a suite of services that entails minimum use of paper from the moment a case is filed until its disposal. With e-courts, information is captured and passed on digitally, data exchange is not fragmented and case histories are complete and ready on demand, case management is automated, correspondence is exchanged electronically, fee payments are dealt with through dedicated websites and forms that simplify and streamline court proceedings are available to court users online. In Seoul attorneys and litigants can file lawsuits electronically. Lawsuits are automatically registered through the electronic case filing system, and then assigned to a judge who can access the corresponding files, organize and schedule cases and start processing claims.

## THE COMPUTERIZATION OF KOREAN COURTS

For Korea efforts to achieve well-functioning e-courts started in the late 1970s, when visionary judges sought to create an orderly database of cases flowing through courts. After a group of judges started recording some cases on floppy disks, in 1979 the judiciary contacted the Korea Institute of Science and Technology to study the feasibility of electronic judicial proceedings. Convinced of the benefits of using information technology in courts, judges started creating more advanced databases and developing case management software.

Before word processing software was introduced in the early 1980s, Korean judges faced challenges such as writing judgments by hand and otherwise dealing with a paper-based system. Though some judges lacked basic information technology skills, Korea decided to start streamlining court processes through computerization. Efficient processes, increased transparency and better accessibility sought to increase public trust in the judiciary.

In 1986 the case management system was launched. This platform enabled internal court users such as clerks and judges to search all civil cases in the database. It was not easy to convince court users to change how they worked. But the new system had the potential to help judges deal with their caseloads more efficiently. Korea invested considerable resources in making the system as efficient and user friendly as possible.



A master plan for creating e-courts was then conceived and the case management system expanded and shifted from a client and server system (a centralized server accessible only in specific locations) to a web-based system (accessible through a web browser), allowing external users to search the database of cases. In addition, electronic signatures and digital certificates (for safety) were added to the system and—thanks to a nationwide information network—immediate national data on court activities became available, allowing for better resource allocation in courts.

E-filing of cases ensures better recording and faster processing. In 2010 Korea launched the electronic case filing system, which enables electronic submission, registration, service notification and access to court documents. To implement this system, Korea had to modernize its information technology infrastructure and amend laws and regulations to shift to paperless approaches. The system allows for e-filing of civil, commercial, administrative and family-affairs cases, and will soon integrate insolvency cases. It enables some judges to adjudicate up to 3,000 cases a year, manage up to 400 a month and hear up to 100 pleas a month.<sup>5</sup>

### CHALLENGES WHEN TRANSITIONING TO E-COURTS

The popularity of a new system depends on its user friendliness, and it is sometimes difficult to anticipate the needs of users at the design stage—in this case, if technicians are not familiar with legal proceedings or if judges are not well-versed in information technology. According to a Korean judge, “The users are the heart of any judicial [information technology] system; to develop any such system efficiently you must know what the people want, what they need.”<sup>6</sup> In other words, a step-by-step approach should gradually implement the desired system. Korea did not go paperless immediately; it started with paper-on-demand to allow users to adapt and then moved to a paperless system.

Despite the system’s sophistication, Korea has a long way to go in changing the mindset of lawyers and court users. Among Korea’s 50 million inhabitants are about 12,500 lawyers, 40% of whom

are registered with the system—but only 20%, or approximately 2,500 attorneys use it regularly. In 2012 lawyers filed just over a third of the nearly 1 million cases electronically. Every month more attorneys are using the new system, attracted by its convenience, including:

- 24/7 access to registries and court documents.
- Easier, faster access to information that no longer requires a trip to court.
- Increased transparency because litigants can also access the system.
- Document security, guaranteed by a high-tech information technology system.

Convincing users to transition to e-filing requires training and adjustment on both sides of the electronic platform. It might also require financial incentives. For example, Korea recently cut court fees by 10% for lawyers who use e-filing. An electronic docket viewer that allows lawyers to manage multiple lawsuits in different jurisdictions was also implemented.

Another challenge was to secure funding to maintain and enhance the system. Korea invested about \$20 million in developing the e-court system, and about as much will be needed to integrate new features by 2015. Maintenance fees and data preservation cost about \$30 million a year. In 2012, of the \$1.8 billion budget for the

Korean judiciary, \$180 million went to information and communication technology.

The return on investment from computerizing the judiciary cannot be quantified in a single way. Research on courts in the U.S. state of New York found that reducing the need to travel to a courthouse and eliminating the requirement to serve the opposing party could save \$75–95 for each document.<sup>7</sup> Given the number of cases e-filed per year, the savings are significant. E-courts can also help level the playing field between small and large law firms, especially because small firms have fewer staff and benefit more from not having to visit courthouses.<sup>8</sup>

### FUNCTIONS OF THE E-COURT SYSTEM

Approaches to e-courts vary by economy depending on the priorities of the judiciary. The tools available to court users in Korea have regularly expanded (table 9.1). The system now mainly encompasses features dedicated to help judges (case management system and judge support system), facilitate the filing of cases for litigants (e-filing) and inform the public (publication of cases).

In the two months after the launch of the e-filing system for civil cases approximately 5% were filed electronically. This

Case Management System	E-courts System	
	ECF	E-Courtroom
<ul style="list-style-type: none"> <li>• Docket System</li> <li>• Case Allocation System</li> <li>• Case Filing System</li> <li>• Calendaring System</li> <li>• Service System</li> <li>• Payment System</li> <li>• Deposit System</li> <li>• Case Files Archiving</li> <li>• Common Service System</li> </ul>	<ul style="list-style-type: none"> <li>• Electronic Money Claim</li> <li>• Electronic Entrusting</li> <li>• Electronic Property Inquiry</li> </ul>	<ul style="list-style-type: none"> <li>• Standard E-Courtroom</li> <li>• Audio Video Recording, Video-Conferencing</li> </ul>
Judge Support System	Public Information Service	
<ul style="list-style-type: none"> <li>• Case Workflow System</li> <li>• Groupware</li> <li>• Decision Support System</li> <li>• Law Search</li> </ul>	<ul style="list-style-type: none"> <li>• Court Homepage</li> <li>• Case Information</li> <li>• Certificate Issuance</li> <li>• Law Search</li> <li>• Self Help Center</li> </ul>	
Information Exchange		

Note: ECF means Electronic Case Filing.  
Source: Presentation from the Supreme Court of the Republic of Korea.

number almost decupled in 18 months (figure 9.1). In fact, two years later, in June 2013, that share had soared to more than 45%.

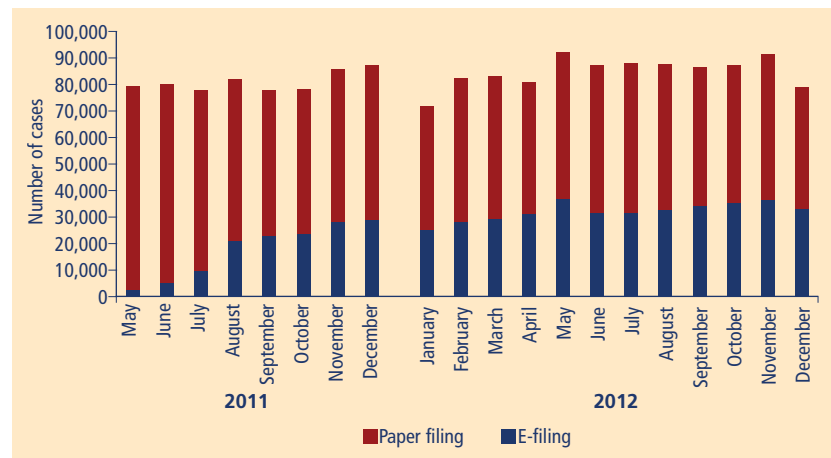
To further streamline procedures, a system facilitates payment of all submission fees electronically using credit card or wire transfers at the time of filing. In addition, users are notified by e-mail or text message of any submission of additional documents by the opposing party. And after the case allocation system assigns cases, the designated judge and the attorneys can view all their cases online, including PDFs of all documents filed in a given lawsuit.

Online help centers featuring frequently asked questions and tools for pro se litigants were also created to allow the public to get fast answers on questions about the Supreme Court and its processes.<sup>9</sup> One of the most important components of these help centers is the self-represented litigation homepage, which provides information and templates needed to file a case and respond to claims of counterparties without the help of a certified lawyer.

For judges, the support system includes four main features:

- The case management system, which allows judges to organize their work based on the status of procedures and to separately manage cases for which special measures are needed.
- “My case history,” which allows judges to track cases they have disposed and the final determination of the cases.
- A scheduling system to organize cases by day, week or month that is integrated with the court registry.
- A writing support system with features such as automatic document formatting, multiple judgment editing in small cases and collaborative decision writing in panel cases. This system automatically creates a draft of the final judgment after the relevant case and desired template have been selected. Once completed, judges enter a digital signature and register the decision in a searchable database of judgments.

**FIGURE 9.1** Civil cases filed under Korea’s e-litigation system jumped between May 2011 and December 2012



Note: Refers to first instance cases.

Source: Supreme Court of the Republic of Korea database.

## BENEFITS OF E-COURTS

Research in the United States has found that more than 80% of judges consider e-filing superior to paper-based filing.<sup>10</sup> E-courts make claim processing faster, more reliable and convenient, minimize courthouse visits and reduce record storage and reproduction costs.

### Cost and space savings

The implementation of Korea’s e-court system resulted in savings of \$221 per e-filing.<sup>11</sup> These savings result from a reduction in the use of paper, the time spent in court, cheaper service of process, lower transportation costs, easier archiving of documents, and easier payment of fees.

In terms of space savings, in 2008 in Chicago, Illinois a paper document filing took up to 5 days for a circuit court clerk to process, whereas e-filing took just 4 seconds.<sup>12</sup> And given that courthouses are expensive storage spaces, eliminating several miles of archives can save a lot of money. A courthouse can cost \$300 or more per square foot to construct, and maintenance can be expensive too.<sup>13</sup> In the United States it costs \$360,000 to build and \$18,000 a year to heat, cool and maintain a 20 by 60 foot file room—assuming a low maintenance cost of 5%.

By comparison, a 150 gigabyte hard drive costs less than \$100 and has storage capacity equivalent to 70 filing cabinets. That many filing cabinets, with the floor space required, cost \$22,000.<sup>14</sup> The U.S. National Center for State Courts offers tools to estimate savings from e-courts.<sup>15</sup>

### Security

Computerized court systems also make archives more secure. Risks such as document loss, files being stolen and archive destruction can be significantly reduced or eliminated. E-filing minimizes the costs of these risks, especially because paper documents can be misfiled or stolen. Though it is possible to recreate court files from litigant copies, this approach is inefficient.

Electronic storage reduces these risks. For instance, an e-filing system can improve file security and confidentiality by making it easier to restrict access to case files or documents sealed by court order. In addition, electronic files can be encrypted, providing additional security.<sup>16</sup>

### Transparency

E-courts can also enhance transparency. By making judicial decisions more transparent, more trade and investment is likely, fostering economic growth.<sup>17</sup> Publishing the cases rendered in a jurisdiction

allows attorneys and court users to better understand case law and increases legal predictability. Making decisions available to the public online also helps make judges more accountable because anyone can comment on and assess the quality of decisions. In the United States case information, including docket sheets and filed documents, are provided online for viewing and downloading by attorneys and the public at any time from locations other than the courthouse.

In some countries e-filing systems can also fight corruption. If formal procedures are streamlined and attorneys are no longer required to file claims in person, there is less traffic in courthouses—reducing opportunities for bribery.<sup>18</sup>

### Access to justice

E-court services significantly extend the availability of justice, as with a 24/7 system for filing, registration and auctions.<sup>19</sup> Moreover, providing remote access to judges makes the system convenient and efficient. Most systems employ extensive security to mitigate tampering with the integrity of files. Singapore's system, in addition to providing full remote access to judges, has a "pack and go" feature that allows court files to be transferred to CD-ROMs or USB memory devices for offline use.

E-courts can also aid cases where geographic distance makes it difficult for parties to attend, making videoconferencing a pragmatic solution. While some trials last only about 30 minutes, advocates often must spend a lot of time traveling. Thus videoconferencing saves time and money. In the United States, it was estimated that about \$900 could be saved per trial by not having to pay for transport fares, accommodations and related allowances. In other economies poor infrastructure makes it difficult to travel between cities, justifying an investment in such information technology.

### SHARING GOOD PRACTICES THROUGH PEER LEARNING

According to *Doing Business*, in Seoul resolving a standard contract enforcement dispute takes 230 days, 33 procedures

and costs 10% of the claim—making Korea the runner-up in *Doing Business*'s ease of enforcing contracts ranking. By contrast, it takes 400 days, 36 procedures and 29% of the value of the claim in Vietnam; 842 days, 37 procedures and 26% of the value of the claim in the Philippines and 622 days, 38 procedures and 35% of the value of the claim globally. Contract enforcement is faster in economies with e-filing (figure 9.2).

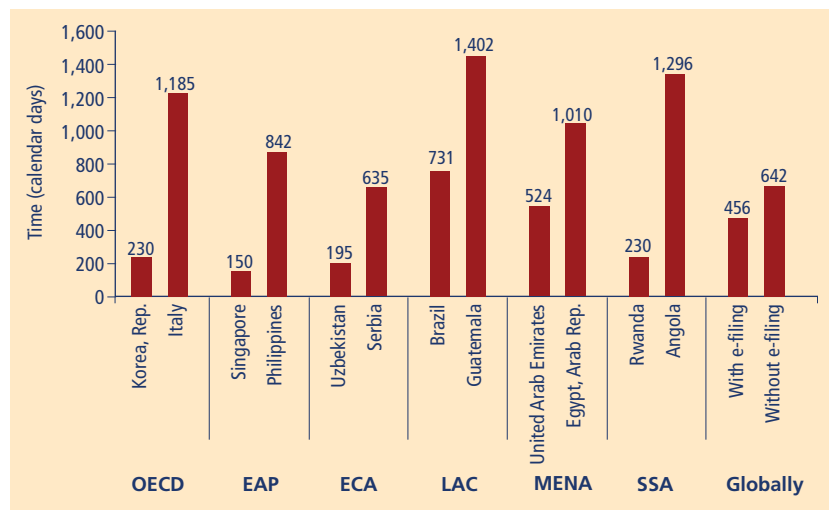
Concerns about budget and technology limitations are among the most common reasons for not implementing e-court features.<sup>20</sup> That should not prevent less developed economies from looking into e-courts. E-courts can be implemented with donor assistance, and reforms can be inspired by peer learning from leading economies.

Malaysia, with an income per capita half that of Korea's, has been implementing an ambitious upgrade of the computerization of its courts. In late 2008, with the appointment of a new chief justice, Malaysia initiated reforms targeting judicial delays and court backlogs that included two information technology contracts totaling \$43 million. The program introduced court recording and transcription

equipment and launched an e-filing system and electronic case management system that automated manual processes, provided courts with registries of case filings and events and introduced modules to handle e-filing, schedule hearings and the like. The new equipment is expected to expedite hearings and reduce back-office processing.<sup>21</sup>

Rwanda and Tanzania, two countries with income per capita below \$1,000, have also started computerizing their courts. Tanzania's project received funds from several donors and provided the judiciary with modern information technology—including computers and digital court recording equipment—and training for judges and staff. Computerization has had many benefits, such as improving the quality of research by judges.<sup>22</sup> Rwanda's Strategic Plan of the Supreme Court has recruited new court officers well trained in the use of information technology. Thanks to donor funds, the country now has an e-filing system, electronic records management system and legal information portal.<sup>23</sup> According to data collected for *Doing Business 2014*, Rwanda and Tanzania are top performers in Sub-Saharan Africa in the ease of enforcing contracts ranking.

FIGURE 9.2 Globally, contract enforcement is faster in economies with e-filing



Note: OECD = OECD high income; EAP = East Asia and the Pacific; ECA = Europe and Central Asia; LAC = Latin America and the Caribbean; MENA = Middle East and North Africa; SSA = Sub-Saharan Africa.

Source: *Doing Business* database.

Through its involvement in the Asia-Pacific Economic Cooperation forum, Korea has helped improve the region's business regulations.<sup>24</sup> Korea, named a "champion" in judicial reform by APEC, has invested significant resources to help countries such as Indonesia, Peru, the Philippines and Thailand improve contract enforcement. A Korean delegation visited partner economies in 2011 to review systems and procedures for enforcing contracts and proposed reforms based on its experience in expediting court proceedings. In addition, peer-learning events were held to focus on improving such systems. Together these events attracted more than 200 participants, including judges, attorneys, professors and government officials. In addition, in 2011 the Korean government brought together legal experts and high-level policy makers to discuss the future of those economies' systems for enforcing contracts.

## LESSONS

Experiences with e-courts in Korea and elsewhere show that:

- The system must be user friendly and adapt in response to comments from users; a thorough needs analysis is required.
- The information technology budget

should take into account costs of data preservation and system maintenance.

- Users should receive adequate training.
- Cases covering various subject matter should be integrated.
- Systems in other economies can offer useful guidance.

## NOTES

This case study was written by Julien Vilquin and Erica Bosio.

1. Kingston 2000; *Doing Business 2012*, enforcing contracts chapter.
2. Kingston (2000) found that only about 20% of the responding small and medium-size enterprises using courts to defend their patents actually went to trial.
3. Dabla-Norris and Inchauste Comboni 2008; Safavian and Sharma (2007), in a study on Eastern Europe, found that in economies with slower courts, firms tend to have less bank financing for new investments. Duval and Utoktham (2009) found that simplifying contract enforcement procedures increases bilateral trade.
4. UNDESA 2012.
5. Interview with Korean Judge Hoshin Won, who has been active in promoting e-courts.
6. Ibid.
7. Pfau 2011. A conservative estimate for New York, with \$40 in savings for each document and 4 million cases filed electronically each year, would save the private sector and government hundreds of millions of dollars a year.
8. Pfau 2011.
9. Pro se legal representation means advocating on one's behalf rather than being represented by a lawyer.
10. The National Judicial College, Judicial Survey: Electronic Filing in U.S. State Trial Courts.
11. This amount is the result of calculations provided to the *Doing Business* team by the Supreme Court of Korea.
12. Chicago Bar Association Task Force on Green Courts Initiative for the Circuit Court of Green County 2008.
13. Ibid.
14. McMillan, Pettijohn and Berg 2012.
15. National Center for State Courts 2013. <http://www.ncsc.org/information-and-resources/budget-resource-center/calculators.aspx>.
16. McMillan 2010.
17. Hayo and Voigt 2008.
18. Djankov, La Porta and others 2003.
19. Horowitz and Zorza 2006; Mapp 2008.
20. The National Judicial College, Judicial Survey: Electronic Filing in U.S. State Trial Courts.
21. World Bank 2011a.
22. Ramadhani 2010.
23. International Records Management Trust 2011.
24. See the case study on APEC economies in World Bank Group (2012).





# Starting a business

- Starting a business is easiest in New Zealand, where it takes 1 procedure, half a day, less than 1% of income per capita and no paid-in minimum capital.
- *Doing Business* recorded 51 reforms making it easier to start a business worldwide between June 2012 and June 2013 and 244 over the past 5 years.
- Greece made the biggest improvement in the ease of starting a business in the past year.
- Guinea-Bissau and Côte d'Ivoire are among the economies making the greatest progress toward the frontier in regulatory practice in starting a business since 2009.
- Most economies improving business start-up processes over the past 5 years focused on simplifying company registration.
- Among regions, Sub-Saharan Africa has improved business start-up processes the most since 2009.

For more information on good practices and research related to starting a business, visit <http://www.doingbusiness.org/data/exploretopics/starting-a-business>. For more on the methodology, see the section on starting a business in the data notes.

Starting a business is an act of faith. Many entrepreneurs invest and risk their personal savings in business plans they believe in. Starting a new business involves multiple unavoidable obstacles, but excessive bureaucracy should not be one of them—because entrepreneurship matters for economies' economic performance. In fact, there is a positive relationship between entrepreneurship, growth and job creation.<sup>1</sup> In 2007 young start-ups accounted for nearly 8 million of the 12 million new jobs created in the U.S. economy.<sup>2</sup>

*Doing Business* data measure the number of procedures, time, cost and paid-in minimum capital required for small and medium-size limited liability companies to formally operate. To make the data comparable across 189 economies, *Doing Business* uses a standardized business that is 100% domestically owned, has start-up capital equivalent to 10 times income per capita, engages in general industrial or commercial activities and employs between 10 and 50 people within the first month of operations.

*Doing Business* measures the main stages of starting a business: preregistration, registration and postregistration. Preregistration may involve checking the availability of the proposed company name, having a notary draft and notarize statutes and depositing minimum capital in a bank account. Registration includes procedures under the mandate of the commercial registry. Postregistration includes registering with tax authorities, obtaining a business license, buying and legalizing company books and obtaining a company seal. Although registration includes on average a low number of procedures, it is often the most costly part of starting a business. On the other hand,

preregistration—nonexistent in economies following good practices—is generally the least time-consuming process measured by *Doing Business* (figure 10.1).

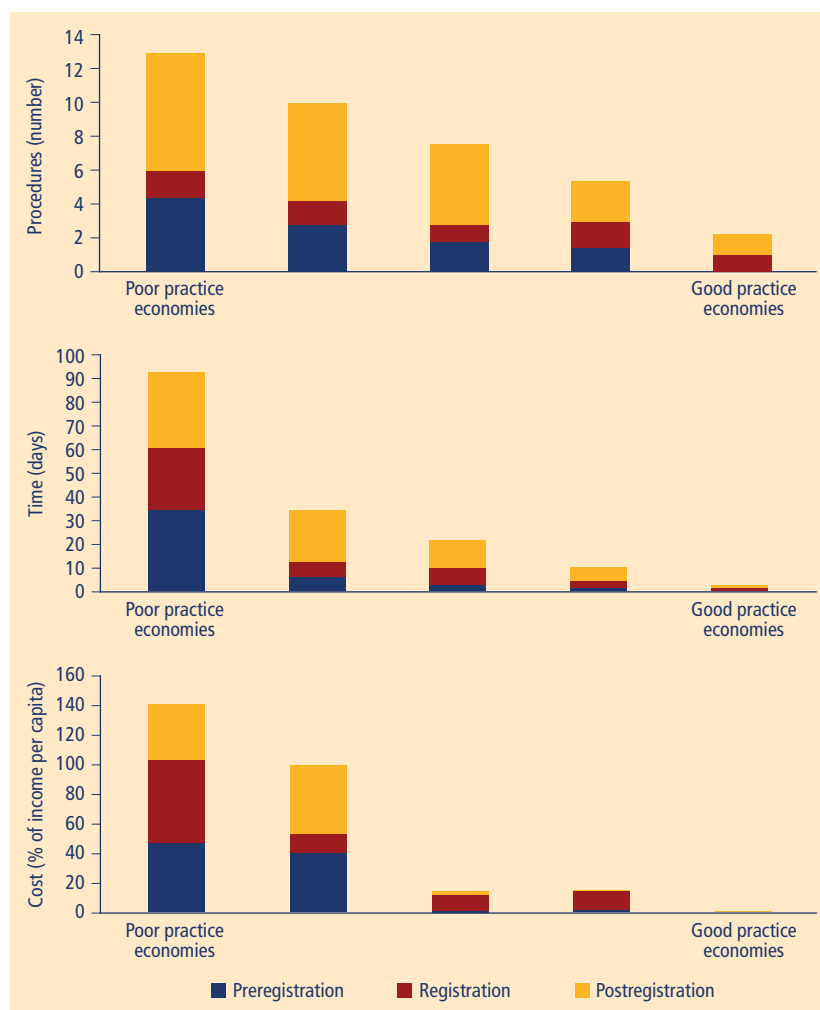
Starting a business is the *Doing Business* indicator set that has consistently had the most reforms each year, and economies have enjoyed the benefits of these reforms. Reforms making it easier to start a formal business are associated with increases in the number of newly registered firms and sustained gains in economic performance—including improvements in employment and productivity.<sup>3</sup> In the Philippines start-up simplification in the municipality of San Jose de Buenavista reduced the number of procedures, time and cost to obtain business permits. These changes increased the number of registered businesses, generating revenue for the local government.<sup>4</sup> Portugal's introduction of one-stop shops raised the number of registered enterprises by about 17% and created 7 new jobs a month for every 100,000 inhabitants.<sup>5</sup> Peru's simplification of obtaining a start-up business license nearly quintupled business registrations between the year before and the year after, when 8,517 new firms were registered.<sup>6</sup> Simplified business registration in Mexico increased the number of registered firms by 5% and employment by 2.2%.<sup>7</sup> Informal business owners, particularly those with an entrepreneurial drive, were 14.3% more inclined to formally register their businesses.<sup>8</sup>

## WHO REFORMED IN STARTING A BUSINESS IN 2012/13?

In 2012/13, 51 economies made it easier to start a business (table 10.1). Another 13 made it more difficult, mostly by



**FIGURE 10.1** Postregistration procedures can be costly and time-consuming  
Averages by ranking group



Note: Poor practice economies are the 5 lowest-ranked economies on the ease of starting a business. The second column represents the 5 economies ranked from 140 to 144 on the ease of starting a business. The third column represents the 5 economies ranked from 93 to 97. The fourth column represents the 5 economies ranked from 45 to 49. Good practice economies are the 5 top-ranked economies.

Source: *Doing Business* database.

increasing start-up costs and minimum capital requirements. Among those making it easier, several created online one-stop shops allowing entrepreneurs to register with different agencies through a single website.

For example, Côte d'Ivoire created a one-stop shop for firm creation and replaced the requirement to obtain a copy of founders' criminal records with a sworn declaration at the time of company registration. Other economies, including Costa Rica and Portugal,

simplified postregistration procedures. In Poland entrepreneurs no longer have to register new companies at the National Labor Inspectorate and National Sanitary Inspectorate. Globally, Greek entrepreneurs experienced the biggest improvement in the ease of starting a business in the past year. In 2012 the Greek government introduced a simpler type of limited liability company, called a private company, that is cheaper to incorporate (figure 10.2). A year later Greece abolished the minimum capital requirement.

## WHAT HAVE WE LEARNED FROM 5 YEARS OF DATA?

Over the past 5 years *Doing Business* recorded 244 business registration reforms in 135 economies. All regions have actively reformed in the area of starting a business. Globally since 2009 the average time to start a business has fallen by about 13 days. By region, Sub-Saharan Africa has shown the most improvement, with the average time to start a business falling from 55 days to 30 (figure 10.3). Still, relative to other regions, the time to start a business in Sub-Saharan Africa remains high, leaving ample room for further improvement. OECD high-income and European and Central Asian economies remain the front runners on the ease of starting a business.

Economies sustaining reform efforts over time have considerably revamped their start-up processes, substantially improving their rankings on the ease of starting a business. Chile, for instance, has been an active reformer over the past 5 years. In 2010 it introduced an online system for company registration. In 2011 a new law required local governments to provide temporary or permanent working licenses to companies immediately upon request.<sup>9</sup> That same year the Internal Revenue Service began authorizing electronic invoicing for companies that had obtained revenue identification numbers and initiated business activities—enabling entrepreneurs to legally operate immediately after formalizing their companies. Finally, in 2013 Chile introduced a law allowing entrepreneurs to register certain types of legal entities online and free of charge.<sup>10</sup> As a result of these improvements, the time to register a business in Santiago fell from 27 days in 2009 to 5.5 in 2013.

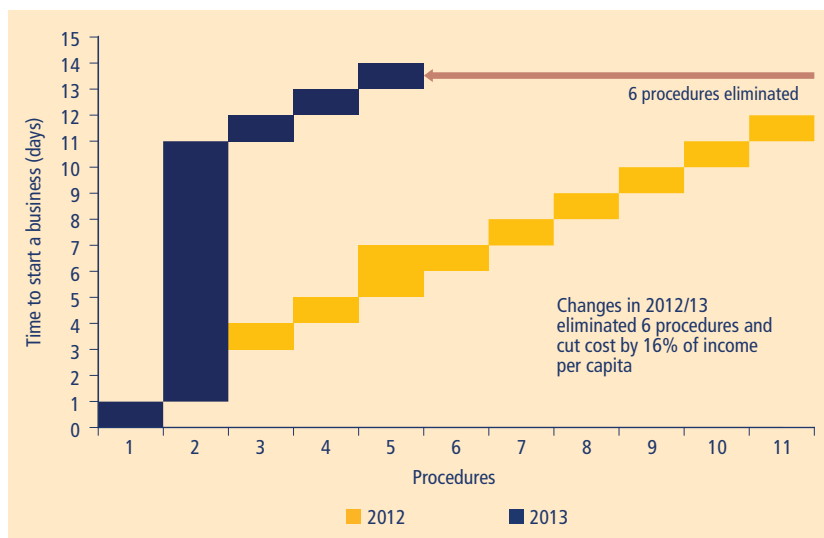
Armenia also has been continuously reforming its business incorporation regulations in recent years. Armenia established a one-stop shop in 2010, allowing electronic registration and merging procedures for reserving a business name, registering a business and issuing a tax identification number. In 2013 Armenia eliminated company registration fees. Azerbaijan, Bulgaria, Colombia, Côte d'Ivoire, Jordan, Lithuania, the former Yu-

TABLE 10.1 Who made starting a business easier in 2012/13—and what did they do?

Feature	Economies	Some highlights
Simplified preregistration and registration formalities (publication, notarization, inspection and other requirements)	Afghanistan; Armenia; Azerbaijan; Belarus; Bhutan; Republic of Congo; Gabon; Greece; Hong Kong SAR, China; Israel; Italy; Jamaica; Kazakhstan; Liberia; Lithuania; Malaysia; Moldova; Mongolia; Morocco; Nepal; Nicaragua; Niger; Romania; Russian Federation; Rwanda; Suriname; Swaziland; Trinidad and Tobago; Ukraine; Zambia	Hong Kong SAR, China abolished the capital duty levied on local companies. Morocco cut registration fees from 3,129 Moroccan dirhams to 1,700—about 6% of income per capita. Suriname adopted a new civil code, shortening the time to obtain a declaration of no objection and approval of the president from 500 days to 14.
Abolished or reduced minimum capital requirement	Cape Verde; Croatia; Djibouti; Greece; Kyrgyz Republic; Lithuania; Netherlands; Poland; West Bank and Gaza	Croatia, Greece and Lithuania introduced a new corporate form with no minimum capital requirement. The Netherlands eliminated the minimum capital requirement for limited liability companies.
Created or improved one-stop shop	Benin; Burundi; Costa Rica; Côte d'Ivoire; Guatemala; Guinea; Kosovo; Togo	Guatemala launched an electronic platform that allows new companies to register with the commercial registrar, tax authority, social security institute and Ministry of Labor through a single online form.
Cut or simplified postregistration procedures (tax registration, social security registration, licensing)	Afghanistan; Costa Rica; Kosovo; Panama; Poland; Portugal	Costa Rica eliminated the requirement to legalize accounting books and simplified legalization of corporate books. Panama eliminated the requirement to visit municipalities to obtain municipal taxpayer numbers.
Introduced or improved online procedures	Azerbaijan; Chile; Nepal; Panama	Chile introduced an online facility for business registration, allowing entrepreneurs to register certain types of legal entities online for free. Nepal introduced electronic filing of documents, reducing registration time from 15 days to 7.

Source: *Doing Business* database.

FIGURE 10.2 Greece made starting a business easier in 2012/13 by introducing a simpler type of limited liability company and abolishing the minimum capital requirement



Source: *Doing Business* database.

goslav Republic of Macedonia, Moldova, Mozambique, Peru, Portugal, the Slovak Republic and Ukraine are among other economies that have steadily improved business incorporation regulations. Common features of the most recent reforms

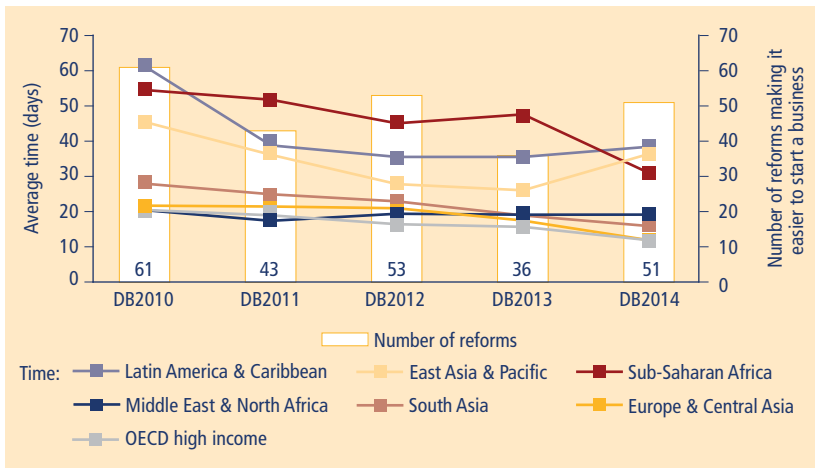
included making notarization of incorporation documents optional, introducing online features for company registration and creating and improving one-stop shops.

Since 2009 Guinea-Bissau and Côte d'Ivoire have been among the economies making the fastest advances toward the frontier in regulatory practice for starting a business (figure 10.4). In addition to previous reforms, in 2012 Côte d'Ivoire launched a one-stop shop for business incorporation, allowing entrepreneurs to register with the commercial registrar, tax authority and social security institute at the same time instead of visiting them separately.

Similarly, Guinea-Bissau created a one-stop shop for business creation in 2011. Launched on May 15, the Centro de Formalização de Empresas led to a significant reduction in the procedures, time and cost to register a business. Guinea-Bissau also eliminated the requirement to obtain a business license for low-risk activities. Instead, a simple declaration of commercial activities is required to be submitted at the one-stop shop. In addition, the requirement for a copy of the founders' criminal records was replaced by one for a sworn declaration, and the cost for the publication of the notice of incorporation was reduced.

Since 2009 the time and cost of starting a business has dropped worldwide. Simplifying registration has been the most

**FIGURE 10.3** Sub-Saharan Africa has shown the greatest improvement in the time to start a business



Note: To ensure accurate comparisons, the figure shows data for the same 183 economies for all years, from DB2010 (2009) to DB2014 (2013). The economies added to the *Doing Business* sample after 2009 and so excluded here are Barbados, Libya, Malta, Myanmar, San Marino and South Sudan. This figure uses regional classifications for 2013.

Source: *Doing Business* database.

and business registration can be completed online in 1.5 days. In addition, Liberian entrepreneurs can track their application status online. In Rwanda the number of companies using the online business registration system has been steadily increasing since its creation in 2009. In India the director of a company can obtain an identification number online.

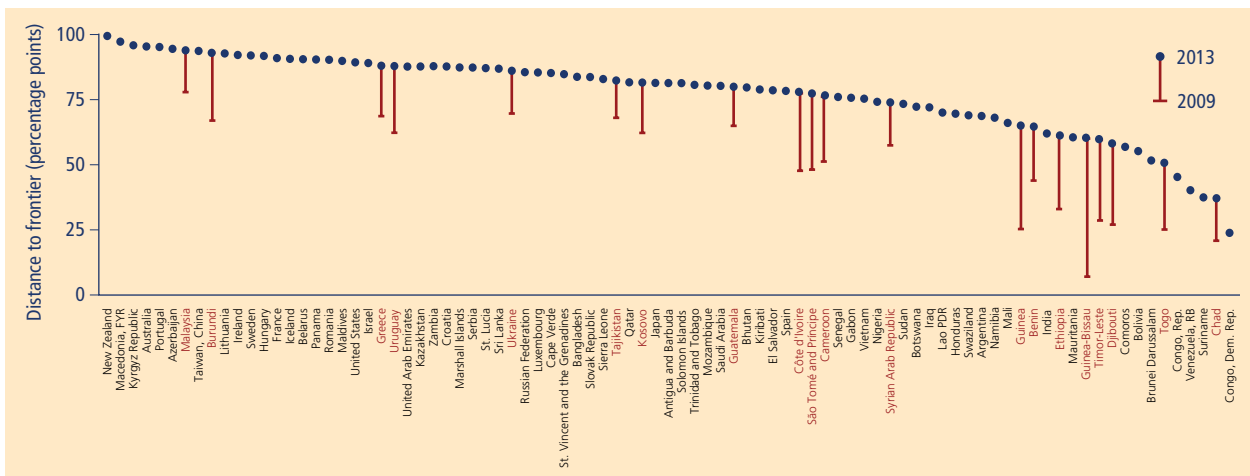
Over the past 5 years economies from all regions either lowered or eliminated registration costs. Benin and South Africa considerably reduced notary fees, while Spain exempted small and medium-size enterprises from the burdensome Asset Transfer and Legal Documented Acts Tax. Other economies simplified or eliminated preregistration requirements such as having company documents notarized and obtaining approvals from different agencies.

The past 5 years saw other changes as well. Lesotho, Mongolia and Uruguay simplified start-up processes by eliminating notarization requirements and introducing standardized articles of association. Bhutan and Romania simplified the process for obtaining a security clearance certificate. The Dominican Republic, Peru and the Philippines eliminated

common feature of start-up reforms. Online services ranging from company name searches to business registration have lowered the time and cost of starting a business worldwide. Economies with the

fastest business registration systems all offer at least some electronic services. More than 20 low- and lower-middle-income economies offer electronic services. In Liberia company name reservation

**FIGURE 10.4** Guinea-Bissau and Côte d'Ivoire are among the economies advancing the most toward the frontier in starting a business over the past 5 years



Note: The distance to frontier scores shown in the figure indicate how far each economy is from the best performance achieved by any economy on the starting a business indicators since DB2004 (2003). The scores are normalized to range between 0 and 100, with 100 representing the frontier. The data refer to the 183 economies included in DB2010 (though for practical reasons the figure does not show all 183). Barbados, Libya, Malta, Myanmar, San Marino and South Sudan were added in subsequent years. The vertical bars show the improvement in the 20 economies advancing the most toward the frontier in starting a business between 2009 and 2013.

Source: *Doing Business* database.

the requirement to obtain a document confirming payment of share capital in a bank. Ukraine eliminated the requirement to obtain approval for a corporate seal, and Suriname significantly reduced the time to obtain the president's approval for company incorporation.

Ninety-six economies have at least some type of one-stop shop for business registration, including 35 that established or improved theirs in the past 5 years. Ninety-nine economies require no paid-in minimum capital, and many others have lowered the requirement.<sup>11</sup>

---

## NOTES

This topic note was written by Valentina Saltane, Paula García Serna, Baria Nabil Daye and Fernanda Maretto de Barros.

1. Fritsch and Noseleit 2013.
2. Stangler and Litan 2009.
3. Motta, Oviedo and Santini 2010; Klapper and Love 2011.
4. Gumasing 2013.
5. Branstetter and others 2013. The study notes that the increase in the number of business registrations as a result of start-up reforms was largely due to the entry of marginal firms.
6. Mullainathan and Schnabl 2010.
7. Bruhn 2011.
8. Bruhn 2013.
9. Law No. 20.494.
10. Law No. 20.659.
11. For more information on minimum capital reforms, see the case study on minimum capital requirements.

# Dealing with construction permits



Sound regulation of construction helps protect the public from faulty building practices. Besides enhancing public safety, well-functioning building permitting and inspection systems can also strengthen property rights and contribute to the process of capital formation.<sup>1</sup> But if procedures are too complicated or costly, builders tend to proceed without a permit.<sup>2</sup> By some estimates 60-80% of building projects in developing economies are undertaken without the proper permits and approvals.<sup>3</sup> And because the construction permitting process generally involves licensing requirements from several different agencies, those using the process are exposed to different bureaucracies, which creates opportunities for rent seeking.

One way to adopt sound regulation is by implementing risk-based inspection systems. Such systems can help ensure a safe, well-functioning approach that does not impose overly burdensome requirements on less complex buildings. Economies at all income levels are implementing these systems to account for the varying risk levels of different buildings.<sup>4</sup> In fact, there has been growing awareness in the construction industry about the advantages of a system in which less risky structures are subject to fewer inspections than more complicated ones, which might need more inspections at various stages of construction.

The United Kingdom started modifying its building control system in 2007 to add a risk-based component. The goal was to develop a risk assessment tool for building inspectors and move from strict public enforcement toward a combination of public and private practices. In 2009 the Department for Communities and Local Government partnered with the private sector to develop a risk assessment tool.<sup>5</sup>

High-risk projects such as hotels and movie theaters would have at least as many inspections as low-risk projects at key stages of construction—and in most cases would require additional inspections to comply with safety regulations. The use of risk assessment has improved the inspection system. Since 2008 it has eliminated 8 procedures and 49 days from the process of obtaining a construction permit and connecting to utilities, as measured by *Doing Business*.<sup>6</sup>

Introducing a risk-based inspection system is not the only route to sound regulation. Economies continually working to improve their building regulatory systems have also reformed in many other areas. Some are taking advantage of increasingly sophisticated technological systems that enhance not only the efficiency of the construction permitting process but also its transparency. And some are adopting performance-based building codes that focus more on outcomes and on demonstrating compliance with performance requirements.<sup>7</sup> Beyond these elements, qualification requirements for inspectors, liability regimes for faulty construction, conflict resolution systems, information technology and other factors can all help strengthen building regulatory systems.

To measure the ease of dealing with construction permits, *Doing Business* records the procedures, time and cost required for a small or medium-size business to obtain the approvals needed to build a simple commercial warehouse and connect it to water, sewerage and a fixed telephone line. That includes all the inspections and certificates needed before, during and after construction of the warehouse. To make the data comparable across 189 economies, it is assumed that the warehouse is in the periurban area of

- Dealing with construction permits is easiest in Hong Kong SAR, China, where it takes 6 procedures and 71 days and costs 15.4% of income per capita to comply with requirements for building a storage warehouse and connecting it to water, sewerage and a fixed telephone line.
- *Doing Business* recorded 24 reforms making it easier to deal with construction permits worldwide between June 2012 and June 2013 and 109 over the past 5 years.
- Ukraine made the biggest improvement in the ease of dealing with construction permits in the past year.
- Ukraine has also made the fastest progress toward the frontier in regulatory practice in construction permitting since 2009.
- Among regions, Europe and Central Asia has made the biggest improvements in the ease of dealing with construction permits since 2009.
- Streamlining processes and implementing risk-based approval systems were among the most common features of construction permitting reforms in the past 5 years.

For more information on good practices and research related to dealing with construction permits, visit <http://www.doingbusiness.org/data/exploretopics/dealing-with-construction-permits>. For more on the methodology, see the section on dealing with construction permits in the data notes.

the largest business city, is not in a special economic or industrial zone and will be used for general storage.

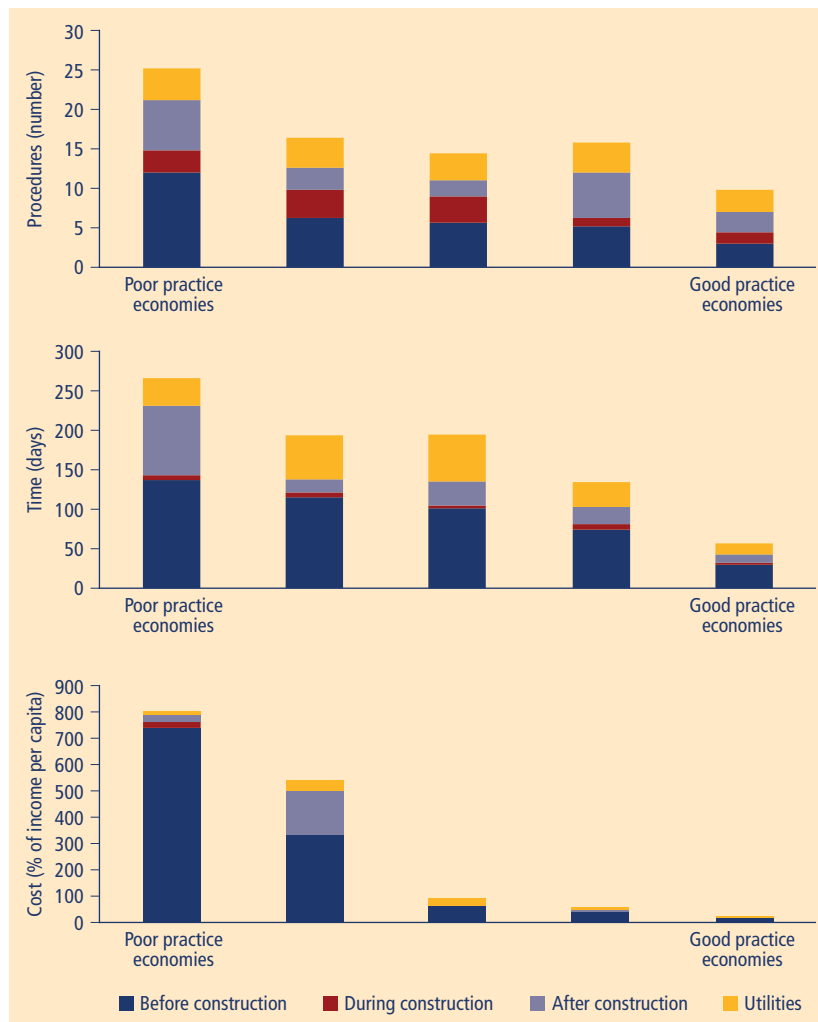
While *Doing Business* identifies burdensome practices in many economies, other hurdles are not captured by the data. For example, *Doing Business* does not address the extent to which the necessary permits may include provisional or conditional permits—which in some economies can be used as a mechanism for the authorities to impose further conditions or extract further payments once construction is under way or completed.

In economies where it is easy to obtain construction permits, many preconstruction procedures—such as clearances and approvals—are streamlined, often through a one-stop shop. Alternatively, preliminary clearances are not required and construction companies can apply for building permits when submitting the required blueprints. The average time to complete preconstruction procedures in the 5 top-ranked economies is just 30 days, compared with 137 in the 5 lowest-ranked economies (figure 11.1). Economies that make it difficult to obtain construction permits require several layers of clearances that must be obtained separately from different agencies. They often also require many more inspections. Economies ranking in the middle of the distribution require an average of 3 inspections during construction, while those ranking in the top 5 require only 1.

### WHO REFORMED IN DEALING WITH CONSTRUCTION PERMITS IN 2012/13?

Between June 2012 and June 2013 *Doing Business* recorded 24 reforms making it easier to deal with construction permits and 2 making it more difficult (table 11.1). Europe and Central Asia had the most reforms making it easier, with 8. Sub-Saharan Africa had 7 making it easier but 1 making it more difficult. East Asia and the Pacific had 3 making it easier, Latin America and the Caribbean and OECD high-income economies each had 2, and South Asia and the Middle East and North Africa each had 1. OECD high-income economies also had 1 making the process more difficult.

**FIGURE 11.1** Formalities before construction begins are the most time-consuming and costly part of dealing with construction permits  
Averages by ranking group



*Note:* Poor practice economies are the 5 lowest-ranked economies on the ease of dealing with construction permits, excluding “no practice” economies. The second column represents the 5 economies ranked from 140 to 144 on the ease of dealing with construction permits. The third column represents the 5 economies ranked from 93 to 97. The fourth column represents the economies ranked from 45 to 49. Good practice economies are the 5 top-ranked economies. The “before construction” stage involves all procedures that must be completed before the start of construction, such as obtaining approvals of construction drawings and obtaining building permits. The “during construction” stage involves all procedures that occur during construction, such as on-site inspections by relevant agencies. The “after construction” stage involves all procedures that must be completed after construction for the warehouse to become operational, such as obtaining an occupancy permit and registering the warehouse. The “utilities” stage involves all procedures required to connect the warehouse to water, sewerage and a fixed telephone line, such as an on-site inspection from the relevant water authority.

*Source:* *Doing Business* database.

In the past year Ukraine made the biggest improvement in the ease of dealing with construction permits (figure 11.2). In mid-2012 the government adopted a risk-based approval system, classifying construction projects into 5 categories based on their complexity, with categories 1–3

being simpler buildings. This has simplified the process and streamlined the procedures needed to obtain construction permits for less complex buildings like warehouses, which fall into category 3. For warehouses the requirement to obtain a construction permit was replaced with



**TABLE 11.1 Who made dealing with construction permits easier in 2012/13—and what did they do?**

Feature	Economies	Some highlights
Streamlined procedures	Botswana; Costa Rica; Côte d'Ivoire; Gabon; Guatemala; Kosovo; Latvia; FYR Macedonia; Malaysia; Montenegro; Mozambique; Philippines; Poland; Russian Federation; Rwanda; Sri Lanka; Togo; Ukraine	The Russian Federation eliminated duplicate clearances from several government agencies.
Reduced time for processing permit applications	Botswana; Costa Rica; Côte d'Ivoire; Gabon; Guatemala; Latvia; Malaysia; Montenegro; Mozambique; Russian Federation; Slovenia; Sri Lanka; Turkey	Turkey implemented strict time limits to obtain a lot plan and simplified documentation requirements to obtain an occupancy permit.
Introduced or improved one-stop shop	Burundi; Gabon; Guatemala; Malaysia; Mongolia; Montenegro	Guatemala and Malaysia introduced one-stop shops for construction permits and postconstruction approvals.
Reduced fees	Kosovo; Malaysia; Malta; Mongolia; Rwanda; Sri Lanka	Sri Lanka reduced the fee to obtain a construction permit by eliminating the development tax.
Introduced or improved online services	Costa Rica; Gabon; Guatemala; Mozambique; Rwanda	Costa Rica launched an e-government platform that allows online submission of construction permit applications and streamlines internal reviews.
Introduced risk-based approvals	Botswana; Malaysia; Ukraine	Botswana clarified environmental impact assessment requirements for projects. Ukraine introduced a risk-based approval system, eliminating preconstruction utility approvals and postconstruction certification procedures.
Adopted a new building code	Azerbaijan	Azerbaijan adopted a new construction code that streamlined procedures and established official time limits for completing various procedures in the construction permitting process.
Improved building control process	Togo	Togo improved its workflow communication and implemented a standard procedure for processing applications.

Source: *Doing Business* database.

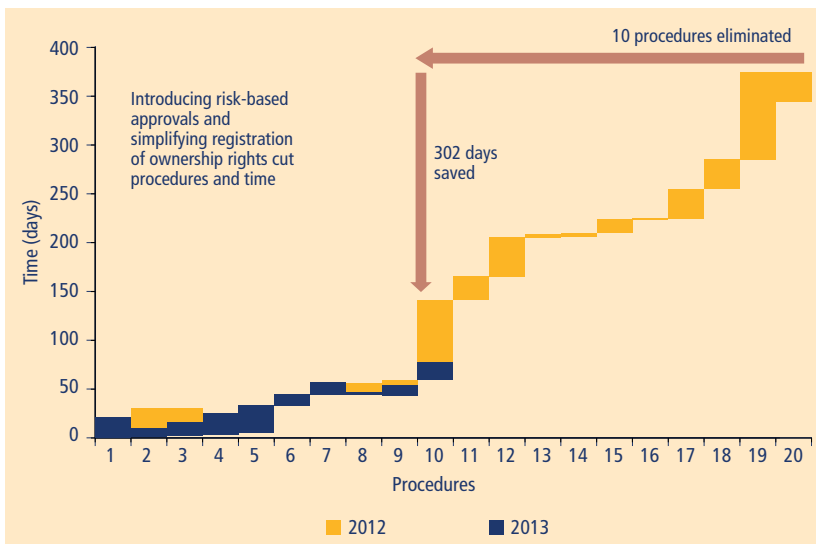
a requirement to provide notification that construction works had commenced.

In addition, the process for obtaining technical requirements was simplified

by streamlining procedures and eliminating the requirement to obtain technical requirements from the Fire Safety Department and Department of State Auto Inspection. Project supervision was

simplified by eliminating the requirement to develop a preproject city planning justification for the State Enterprises (Ukrderzhbudexpertyza) and the State Inspectorate of Architecture and Construction Control in Kiev. Ukraine also amended the Law on State Registration of Property Rights to Real Estate and Their Encumbrances, which went into effect on January 1, 2013. The law reduced the number of agencies that can register ownership rights over real estate and issue ownership certificates and introduced strict time limits for registering real estate. Together these changes eliminated 10 procedures and reduced the time for dealing with construction permits by 302 days.

**FIGURE 11.2 Ukraine made dealing with construction permits faster and easier**

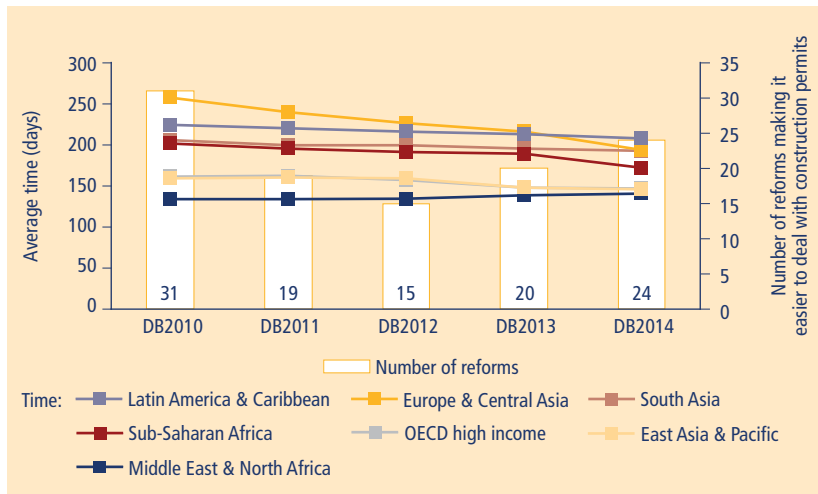


Source: *Doing Business* database.

**WHAT HAVE WE LEARNED FROM 5 YEARS OF DATA?**

Since 2009, 73 economies have implemented 109 reforms making it easier to deal with construction permits. Europe and Central Asia made the most reforms, with 29, followed by Sub-Saharan Africa with 26, Latin America and the Caribbean with 17, OECD high-income economies

**FIGURE 11.3 Europe and Central Asia has achieved the most time savings in dealing with construction permits**



Note: To ensure accurate comparisons, the figure shows data for the same 183 economies for all years, from DB2010 (2009) to DB2014 (2013). The economies added to the *Doing Business* sample after 2009 and so excluded here are Barbados, Libya, Malta, Myanmar, San Marino and South Sudan. This figure uses regional classifications for 2013. Source: *Doing Business* database.

with 14, East Asia and the Pacific with 11, the Middle East and North Africa with 10 and South Asia with 2. Since 2009 Europe and Central Asia has achieved the most time savings, reducing the time to deal with construction permits by 64 days on average (figure 11.3).

Over the past 5 years the most common feature of these reforms was streamlining project clearances. Building approvals tend to require technical oversight by multiple agencies, and one way to simplify this process is by establishing one-stop shops. But the success of one-stop shops depends on

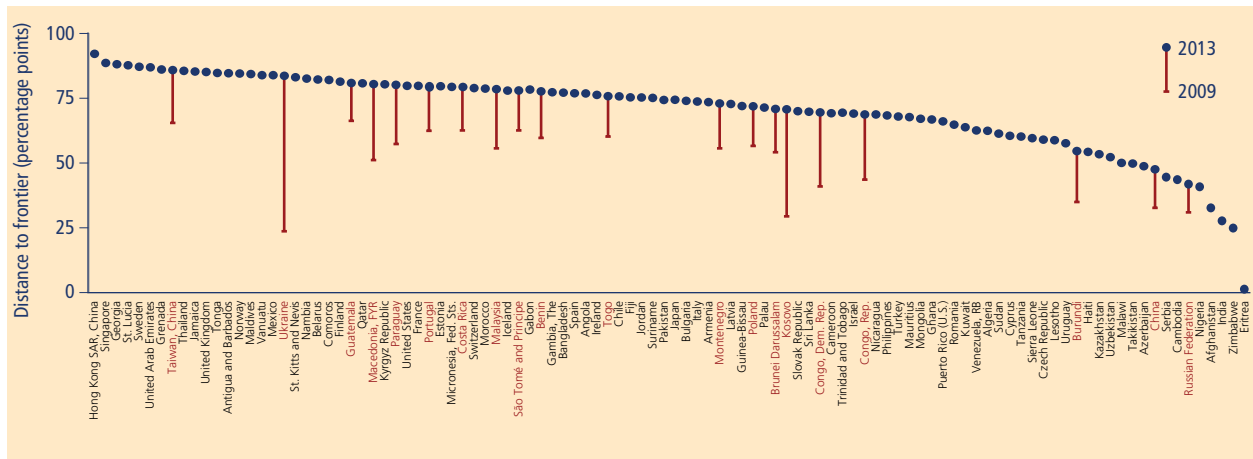
good coordination among all agencies involved and often requires overarching legislation that ensures information sharing and establishes oversight mechanisms to minimize cases of noncompliance.

In 2011 Taiwan, China established its first one-stop shop for construction permits and continues to improve its operations. By 2012 the number of procedures required to process permit applications had fallen from 25 to 11 and the time from 125 days to 94. Since 2009, 17 economies have successfully implemented one-stop shops for permit applications.

Ukraine saw the fastest progress toward the frontier in regulatory practice in construction permitting over the past 5 years (figure 11.4), largely due to the improvements in more recent years discussed above. But Ukraine began reforming construction permitting before that. In 2005 it adopted the Provincial Act on Construction of Buildings, which clearly defined procedures for obtaining permits to design and develop buildings and for drafting, approving and ensuring the accuracy of project documentation. The act also identified the main requirements for construction work.

In 2006 the Law on the System of Permits for Business Activity introduced a

**FIGURE 11.4 Ukraine has advanced the most toward the frontier in dealing with construction permits over the past 5 years**



Note: The distance to frontier scores shown in the figure indicate how far each economy is from the best performance achieved by any economy on the dealing with construction permits indicators since DB2006 (2005). The scores are normalized to range between 0 and 100, with 100 representing the frontier. The data refer to the 183 economies included in DB2010 (though for practical reasons the figure does not show all 183). Barbados, Libya, Malta, Myanmar, San Marino and South Sudan were added in subsequent years. The vertical bars show the improvement in the 20 economies advancing the most toward the frontier in dealing with construction permits between 2009 and 2013. Source: *Doing Business* database.

principle under which any authorization or permit required to conduct business activity as well as procedures for its issuance must be provided for exclusively in the laws of Ukraine (as opposed to local legislation and similar regulation). The law also provided for administrative liability of officials in violation of issuance procedures. Together the 2005 and 2006 legislation cut the time to obtain a permit by 23 days.

In 2009 more dramatic changes were introduced. Legislation eliminated the need for preproject city planning approvals if projects comply with town planning documentation and rules for building in Kiev and set a limit of 10 business days

for issuing certificates of compliance. These changes reduced the number of procedures by 9 and the time to obtain a permit by 161 days. And in a region in which many economies still have cumbersome construction permitting procedures, Ukraine's reforms can serve as an example for others.

---

## NOTES

This topic note was written by Marie Lily Delion, Anushavan Hambardzumyan, Joyce Ibrahim, Momodou Salifu Sey and Matthew Williger.

1. World Bank Group 2013b.
2. Moullier 2009.
3. De Soto 2000.
4. For more information, see the case study on risk-based inspections.
5. Berman 2012.
6. Under the *Doing Business* methodology, if a private inspection firm is hired, only 1 procedure is recorded for the firm. Subsequent inspections are not recorded. Private inspection firms tend to operate more efficiently than government agencies that conduct inspections because government agencies usually conduct other tasks as well. Furthermore, there is generally less opportunity for rent seeking with private firms.
7. World Bank Group 2013b.



# Getting electricity

- Getting an electricity connection is easiest in Iceland, where it takes 4 procedures and 22 days and costs 14.4% of income per capita (\$5,554).
- *Doing Business* recorded 14 reforms making it easier to get electricity worldwide between June 2012 and June 2013—and has recorded 45 since 2010.
- The Russian Federation made the biggest improvement in the ease of getting electricity in 2012/13.
- The Russian Federation and Tanzania are among the economies making the greatest progress toward the frontier in regulatory practice in getting electricity since 2009.
- Europe and Central Asia has the most complex processes for getting electricity but also implemented the most reforms to make electricity regulations more business-friendly in 2012/13.
- Making utilities' internal processes more efficient has been the most common feature of reforms to make it easier to get electricity since 2010.

For more information on good practices and research related to getting electricity, visit <http://www.doingbusiness.org/data/exploretopics/getting-electricity>. For more on the methodology, see the section on getting electricity in the data notes.

Electricity matters for businesses. Unreliable electricity supply, lack of distribution network in rural areas and high connection costs all hinder business activity. Where the quality and accessibility of infrastructure services are good, they encourage investment, productivity and growth.<sup>1</sup> World Bank Enterprise Surveys in 137 economies show that firms consider getting electricity the second biggest obstacle to their business.<sup>2</sup> Self-supply is often prohibitively expensive, especially for small firms.<sup>3</sup> The first step in getting electricity is for a customer to obtain a connection—and this is the key step that the getting electricity indicators aim to measure.

*Doing Business* measures the procedures, time and cost for a small to medium-size business to get a new electricity connection for a warehouse (figure 12.1). To make the data comparable across 189 economies, *Doing Business* uses a standardized case study of a new warehouse requiring a connection 150 meters long and with a power need of 140 kilovolt-amperes. The warehouse is assumed to be located in the largest business city, in an area where warehouses usually locate and electricity is most easily available.<sup>4</sup>

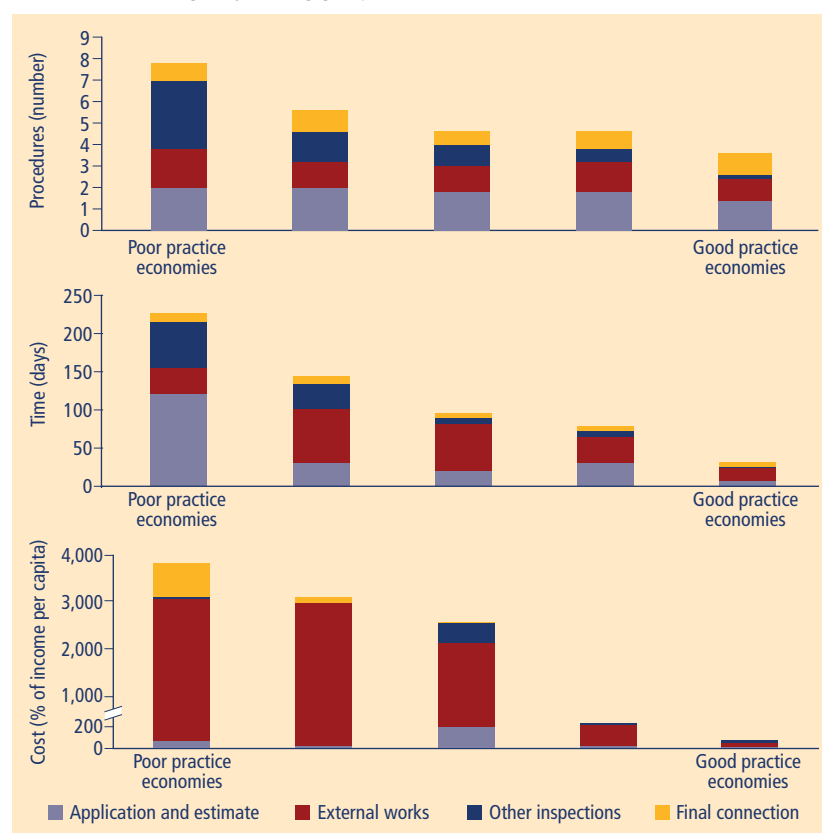
## WHO REFORMED IN GETTING ELECTRICITY IN 2012/13?

Economies where getting an electricity connection is easy share several good practices. Other economies are adopting some of these practices (table 12.1). Between June 2012 and June 2013 *Doing Business* recorded 14 reforms that made getting electricity easier.

Across regions, increasing the efficiency of utilities' internal processes has been the most common reform. It is also among the most effective ways to reduce connection delays. In Colombia the utility Codensa opened a one-stop shop for builders that provides counseling on and review and approval of electricity connection projects. Codensa reduced the time to prepare feasibility studies by eliminating the preparation of quotes and enabling clients to request the studies online. Utilities in Malaysia and Sri Lanka made getting electricity easier by improving communications with contractors, introducing electronic document management systems and increasing staff and resources for inspections.

Other economies have adopted broader approaches. The Russian Federation's MOESK, Moscow's electricity utility, overhauled the steps required to obtain a connection (figure 12.2). For example, the utility now obtains excavation permits for customers and eliminated the need for them to get electricity applications from MKS, a subsidiary of MOESK. In addition, the Federal Service for Ecological, Technological and Nuclear Supervision now conducts risk-based inspections only for larger installations. And the Moscow Regional Energy Commission revised fee structures and lowered connection charges to standardized rates.<sup>5</sup> These changes have halved the number of procedures required to obtain an electricity connection, reduced the time by more than 40% and cut the cost by nearly 80%, making the Russian Federation the economy that improved the most in the ease of getting electricity in 2012/13.

**FIGURE 12.1 Duplicated inspections and long delays make it harder to get electricity**  
Averages by ranking group



Note: Poor practice economies are the 5 lowest-ranked economies on the ease of getting electricity. The second column represents the 5 economies ranked from 137 to 141 on the ease of getting electricity. The third column represents the 5 economies ranked from 90 to 94. The fourth column represents the 5 economies ranked from 45 to 49. Good practice economies are the 5 top-ranked economies. The application and estimate stage involves all procedures related to submitting an application and obtaining an estimate of the cost of works or technical conditions to obtain a connection. This stage also includes the time needed for any inspections by the electricity utility. The external works stage involves all procedures that occur during construction, such as purchasing materials and establishing the connection. The other inspections stage involves all procedures related to approval of internal wiring or the connection by agencies outside the electricity utility. The final connection stage involves all procedures required to finalize the connection, such as signing the supply contract and installing the meter.

Source: *Doing Business* database.

In Burundi the electricity utility Regideso ended its monopoly on the sale of transformers and other equipment needed for electricity connections. Since June 2012 this change has decreased the time to obtain a connection by 30 days because customers can now import materials instead of buying them from Regideso if the materials are not in the company's stock. The utility also opened a center that combines all the internal services of the utility involving new connections.

### WHAT HAVE WE LEARNED FROM 5 YEARS OF DATA?

Since 2010, 41 economies have implemented 45 changes to regulations and their implementation that made it easier to get electricity. Sub-Saharan Africa made the most such reforms, with 12, followed by Europe and Central Asia with 10. The average time to connect to the electrical grid fell in Latin America and the Caribbean from 77 days to 65 and in Europe and Central Asia from 170 days to 150. In Sub-Saharan Africa it dropped from 159 days to 134 (figure 12.3).

The types of reforms recorded in getting electricity have varied by income group. Upper-middle-income economies have made the most changes in the past 4 years, with 16. More than half of these improved connection process efficiency.

**TABLE 12.1 Who made getting electricity easier in 2012/13—and what did they do?**

Feature	Economies	Some highlights
Improved process efficiency <sup>a</sup>	Belarus; Colombia; Ecuador; Malaysia; Mexico; Mongolia; Nicaragua; Sri Lanka; United Arab Emirates; Turkey	In Colombia the utility Codensa opened a one-stop shop for electricity connections and made its internal processes more efficient, reducing the time to get a connection by 60 days. Sri Lanka's Ceylon Electricity Board introduced an electronic document management system that streamlined its internal workflow and cut by 22 days the time to process new applications.
Improved regulation of connection processes and costs	Burundi; FYR Macedonia; Mongolia; Russian Federation	In the former Yugoslav Republic of Macedonia the government adopted a new distribution grid code that set time limits for approving new connections and standardized connections with capacity below 400 kilowatts. The law also fixed connection fees per kilowatt. The time to obtain an electricity connection was reduced by 44 days and the cost by 13%.
Streamlined approval process <sup>b</sup>	Russian Federation; Ukraine	In the Russian Federation the utility MOESK reduced the steps in getting a connection. The utility obtains permits for customers, who also no longer need electricity applications from MKS, a MOESK subsidiary. The Federal Service for Ecological, Technological and Nuclear Supervision now conducts risk-based inspections only for larger installations.

a. Refers to utilities or public agencies reengineering their internal processes to reduce the time and number of internal approvals.

b. Refers to utilities or public agencies working with each other to centralize procedures on behalf of the customer or to reduce the duplication of formalities.

Source: *Doing Business* database.

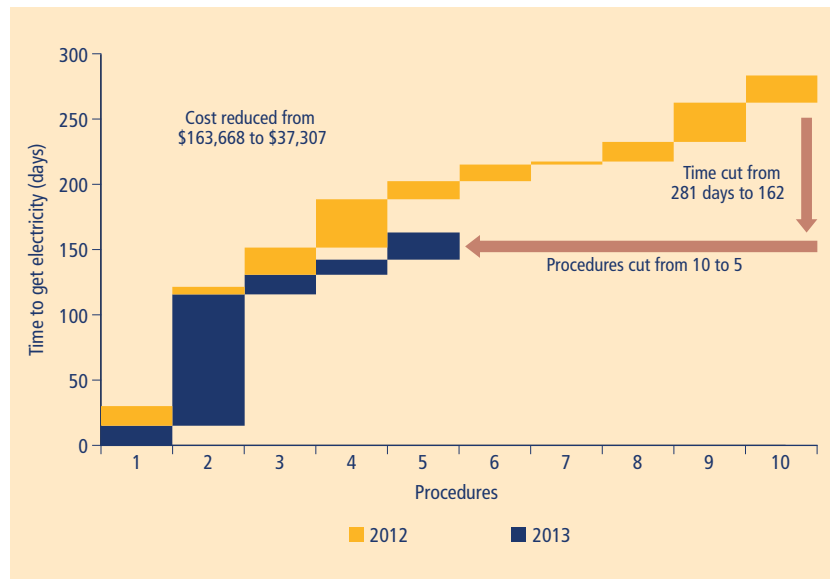
Electricity utilities in these economies tended to focus on streamlining procedures and reducing delays by making internal processes more efficient and training staff. For example, Mexico's electricity utility, Comisión Federal de Electricidad, streamlined the process for obtaining electricity, offered training to contractors and implemented a geographic information system (GIS) that maps the electricity network. This commitment has paid off: the time to obtain a new electricity connection in Mexico City dropped from 291 days in 2009 to 85 in 2013.

Most reforms in lower-middle-income economies have involved streamlining coordination among agencies to eliminate unnecessary or duplicate approval requirements. These procedures become a burden when they are carried out by several agencies, or when it is the customer and not the utility who obtains the required administrative permits for the construction works. Ukraine's Ministry of Energy and Coal Industry eliminated the need for the State Energy Inspectorate to inspect electrical installations because other agencies conduct similar inspections.

Shortening connection times and streamlining processes were not the only reforms. Since 2010, 27 economies have reduced electricity connection costs using different strategies. Trinidad and Tobago thoroughly revised its capital contribution policy, drastically lowering costs for customers to connect to the grid.<sup>6</sup> Between 2009 and 2013 the Russian Federation cut the cost of an electricity connection by more than 90%. In 2012 the Republic of Korea introduced a policy under which customers pay only 30% of connection costs up front and the remaining 70% over the next 2 years, enabling entrepreneurs to invest the outstanding amount in developing their businesses.

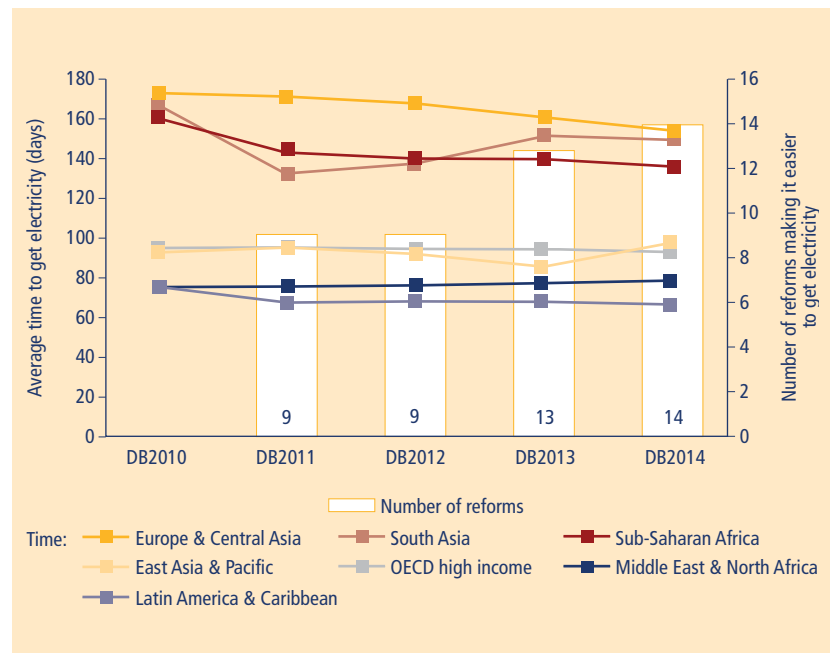
Since 2009 the Russian Federation and Tanzania have been among the economies making the most progress in narrowing the gap with the regulatory systems of economies with the most efficient practices in connecting new customers (figure 12.4).

FIGURE 12.2 The Russian Federation made obtaining an electricity connection easier, faster and cheaper



Source: Doing Business database.

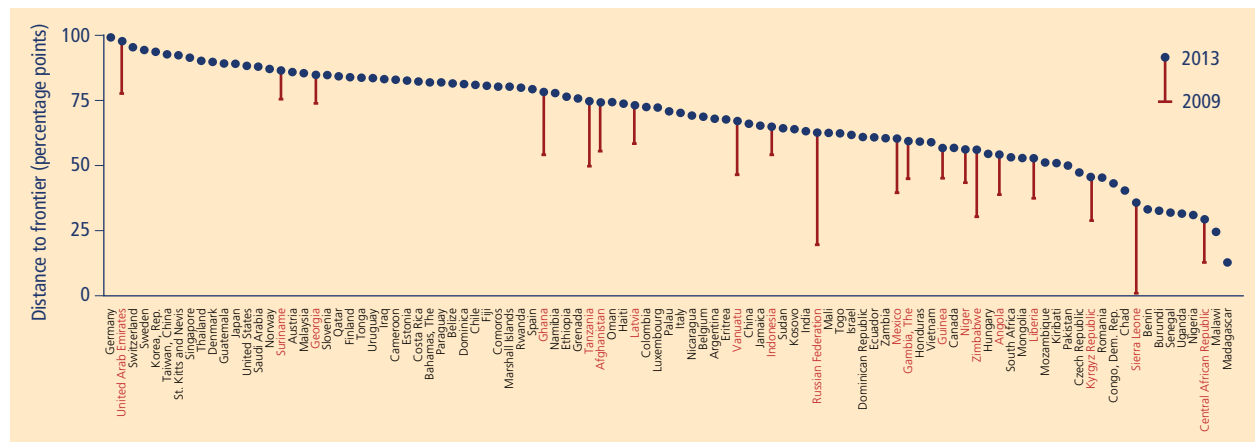
FIGURE 12.3 Sub-Saharan Africa has achieved the most time savings in getting electricity



Note: To ensure accurate comparisons, the figure shows data for the same 183 economies for all years, from DB2010 (2009) to DB2014 (2013). The economies added to the *Doing Business* sample after 2009 and so excluded here are Barbados, Libya, Malta, Myanmar, San Marino and South Sudan. This figure uses regional classifications for 2013. *Doing Business* began recording reforms in getting electricity in DB2011. Source: *Doing Business* database.



FIGURE 12.4 The Russian Federation and Tanzania are among the economies advancing the most toward the frontier in getting electricity over the past 5 years



Note: The distance to frontier scores shown in the figure indicate how far each economy is from the best performance achieved by any economy on the getting electricity indicators since DB2010 (2009). The scores are normalized to range between 0 and 100, with 100 representing the frontier. The data refer to the 183 economies included in DB2010 (though for practical reasons the figure does not show all 183). Barbados, Libya, Malta, Myanmar, San Marino and South Sudan were added in subsequent years. The vertical bars show the improvement in the 20 economies advancing the most toward the frontier in getting electricity between 2009 and 2013.

Source: *Doing Business* database.

## NOTES

This topic note was written by Iana Ashchian, Maya Choueiri, Caroline Frontigny and Jayashree Srinivasan.

1. World Bank 2010.
2. World Bank Group 2010.
3. Iimi 2008.
4. For more details on the methodology, see the data notes. *Doing Business* records all the procedures, the time and the cost required for a business to obtain an electricity connection for a newly constructed building, including an extension or expansion of the existing infrastructure. All
5. Resolution 421 adopted by the Moscow Regional Energy Commission on December 12, 2012.
6. For more information, see the case study on Trinidad and Tobago.



# Registering property

- As measured by *Doing Business*, registering property is easiest in Georgia.
- *Doing Business* recorded 31 reforms making it easier to register property worldwide between June 2012 and June 2013.
- Burundi made the biggest improvement in the ease of registering property in the past year.
- Over the past 5 years 90 economies undertook 124 reforms increasing the efficiency of property transfer procedures.
- Maldives has advanced the furthest in narrowing the gap with the most efficient practice and regulations in registering property since 2009.
- Economies that have improved their property registration systems have looked at the property transaction as a whole and implemented regulatory reforms that centralize procedures in a single agency. In addition, they have used information and communication technology or better caseload management systems to make the process faster and cheaper.

For more information on good practices and research related to registering property, visit <http://www.doingbusiness.org/data/exploretopics/registering-property>. For more on the methodology, see the section on registering property in the data notes.

Unregistered property cannot be used as collateral by banks, limiting financing opportunities for new businesses and expansion opportunities for existing ones. In developing economies only 30% of land is subject to a form of land registration.<sup>1</sup> Just 10% of land in Sub-Saharan Africa is registered.<sup>2</sup> Providing an efficient, transparent and affordable system to register new titles and transfer existing ones is an important first step toward guaranteeing secure access to land and improving access to credit.<sup>3</sup>

*Doing Business* records the full sequence of procedures needed for a business to purchase an immovable property from another business and formally transfer the property title to the buyer's name. The process starts with obtaining the required documents, such as a copy of the seller's title, and ends when the buyer is registered as the new property owner. Every procedure required by law or necessary in practice is included, whether it is the responsibility of the seller or the buyer and even if it must be completed by a third party on their behalf.

The registering property indicators identify 5 main types of procedures:

- Due diligence procedures to obtain the necessary guarantees on the security of the transaction.
- Legalization procedures to make the sale agreement legally binding.
- Tax requirement procedures to comply with tax regulations related to the transfer of a property, including inspections or surveys of the property to determine its value and thus the taxes to be paid.
- Registration procedures to register the property in the name of the new owner

and pay the associated transfer taxes.

- Publication procedures to give public notice of the intention to transfer a property so as to allow any interested third parties to object.

Economies that rank well on the ease of registering property tend to have simple procedures, effective administrative time limits, fixed registration fees, low transfer taxes and online registries (figure 13.1).

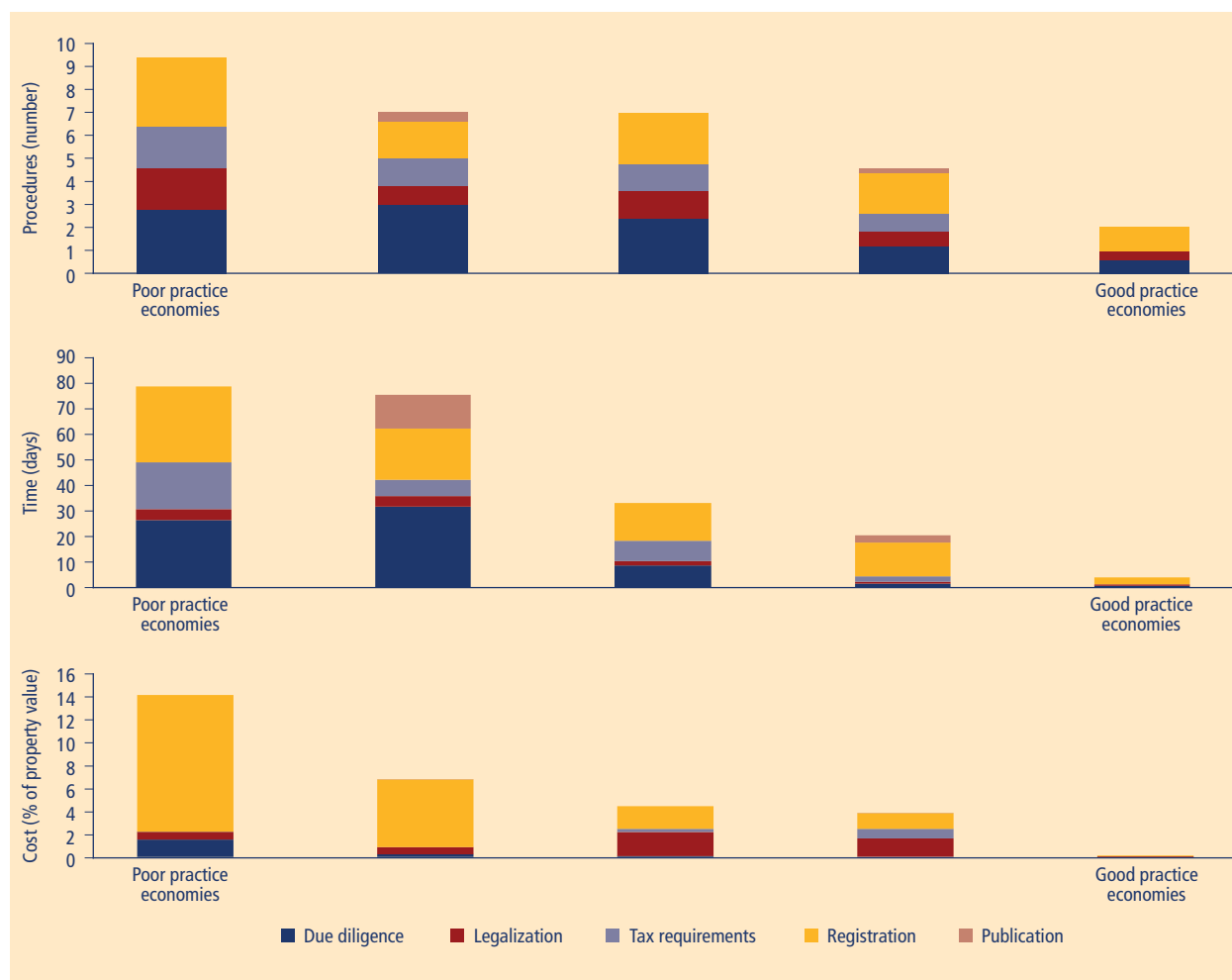
## WHO REFORMED IN REGISTERING PROPERTY IN 2012/13?

In 2012/13, 31 economies made it easier for businesses to register property by reducing the time, procedures or cost required (table 13.1). The most common improvements were combining procedures, increasing administrative efficiency, computerizing registries and lowering property transfer taxes. On the other hand, 6 economies raised the cost of transferring property. No economy increased the time or number of procedures to transfer property.

Burundi made the biggest improvement in the ease of registering property in the past year by creating a one-stop shop for property registration (figure 13.2). Opened in March 2013, the one-stop shop combined the services of the municipality of Bujumbura, Burundi Revenue Authority and land registry, enabling companies to complete property transfers faster without making multiple visits to different agencies. This was the first step toward a more efficient property registration system.

Among regions, Sub-Saharan Africa made the most reforms making it easier

**FIGURE 13.1** Registration and due diligence are the most cumbersome aspects of transferring property  
Averages by ranking group



Note: Poor practice economies are the 5 lowest-ranked economies on the ease of registering property, excluding “no practice” economies. The second column represents the 5 economies ranked from 140 to 144 on the ease of registering property. The third column represents the 5 economies ranked from 93 to 97. The fourth column represents the 5 economies ranked from 45 to 49. Good practice economies are the 5 top-ranked economies.

Source: *Doing Business* database.

to register property in 2012/13. For example, Guinea-Bissau opened a notary office in charge of property-related transactions. Lesotho eliminated the ministerial approval for property transfers and recruited new staff at the registry. Uganda reduced time by introducing a new system, eStamp, for certifying documents subject to a stamp duty.

In Europe and Central Asia new fast-track procedures and time limits were successfully enforced. In addition, land and building databases were being

digitized. In the Russian Federation the creation of a unified electronic land and property database eliminated the need for applicants to visit Bureau of Technical Inventory offices and obtain cadastral passports. In addition, Ukraine introduced a new system of registration of property rights and encumbrances over real property. The system requires sellers to re-register titles before transferring them to buyers.

Online procedures were introduced by some OECD high-income economies.

The Netherlands made it possible to submit deed registrations and obtain documentation related to property transfers online. In the United Kingdom, the Land Registry for England and Wales introduced electronic lodgment of property transfer applications.

Between 2012 and 2013 average property transfer costs went down. But diverging trends appeared within income groups. Though low-income economies made transferring property more affordable (reducing the cost from 7.9% of

**TABLE 13.1 Who made registering property easier in 2012/13—and what did they do?**

Feature	Economies	Some highlights
Combined or reduced procedures	Burundi; Italy; Kosovo; Montenegro; Panama; Rwanda; Ukraine	Kosovo and Montenegro introduced new notary systems and combined procedures for drafting and legalizing sale and purchase agreements. Rwanda cut 2 procedures by eliminating the property valuation requirement for tax purposes.
Increased administrative efficiency	France; Guinea-Bissau; Lesotho; Morocco; Suriname; United Arab Emirates	France reorganized its land registry and reduced the time for registering a deed of sale by 10 days. The United Arab Emirates extended the working hours of the Dubai Land Registry, making property transfers 4 days faster.
Computerized procedures	Cape Verde; Liberia; FYR Macedonia; Uganda	Cape Verde and the former Yugoslav Republic of Macedonia digitized their land registries. Liberia stopped writing deeds by hand and computerized its land registry—reducing the time to transfer property by 6 days.
Introduced online procedures	Netherlands; Singapore; United Kingdom	Singapore introduced an online fast-track registration process for single transfers, enabling property transfers to be completed in 1 day.
Introduced fast-track procedures	Belarus; Kazakhstan	Belarus cut the time to register property by 5 days by implementing an expedited procedure. Kazakhstan introduced a fast-track procedure, saving 16 days.
Set up effective time limits	Russian Federation	The Russian Federation introduced a 20-day limit for the Federal Service of State Registration, Cadastre and Cartography to transfer a property.
Reduced taxes or fees	The Bahamas; Chad; Côte d'Ivoire; Guinea; Malawi; Niger; Senegal; United Arab Emirates; Uzbekistan	Guinea decreased the transfer tax from 10% to 5%. Senegal lowered the transfer tax from 15% to 10%.

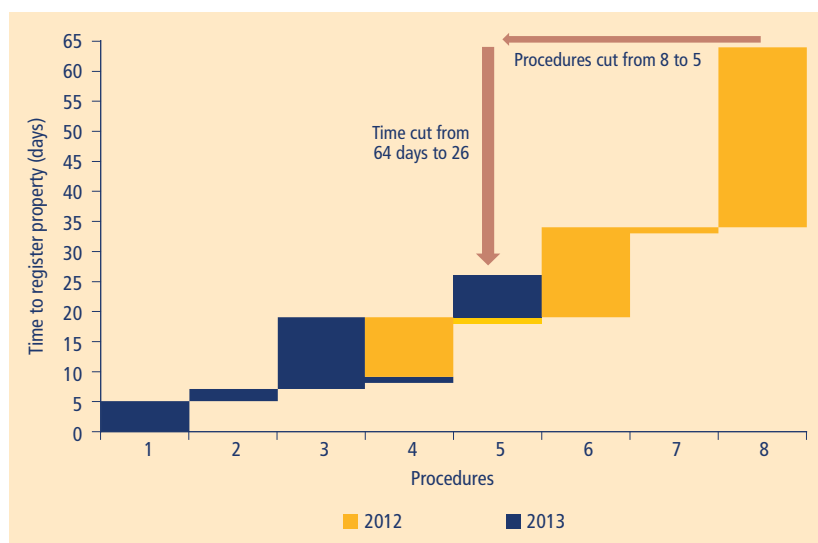
Source: *Doing Business* database.

the property value to 7.5% on average), 6 middle- and high-income economies raised property transfer taxes. In February 2013, to slow down the real estate market and prevent the risk of a bubble, Hong Kong SAR, China doubled its stamp duty (from 3.75% to 7.5% for commercial properties worth 6.72–20 million Hong Kong dollars).

### WHAT HAVE WE LEARNED FROM 5 YEARS OF DATA?

Over the past 5 years the average time to transfer property worldwide fell by 15 days, from 65 to 50, and the average cost by 0.2 percentage point, from 6% of the property value to 5.8% (figure 13.3).

Computerizing property transfer processes helps reduce processing times and enhance efficiency. In the 45 economies that computerized procedures—as diverse as Malaysia, the Netherlands and Sierra Leone—the average time to transfer a property was cut in half, from 64 days to 32, over the past 5 years. Going electronic also makes it easier to identify errors and overlapping titles, improving title security.

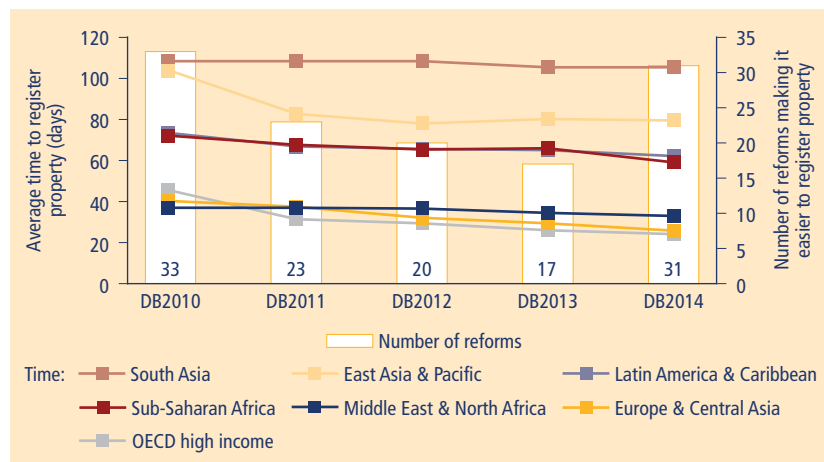
**FIGURE 13.2 Burundi made transferring property faster and easier**

Source: *Doing Business* database.

Implementing a fully computerized system takes several years and requires a step-by-step approach. In the past the Danish property registration system was time consuming, and government employees had to maintain an archive of 80 million paper documents.

Information was kept by local district courts that were not connected. As a preliminary step, all the information stored in local courts had to be centralized in a single place. This is why a unified land registry was set up in the city of Hobro.

FIGURE 13.3 The average time to transfer property is falling worldwide



Note: To ensure accurate comparisons, the figure shows data for the same 183 economies for all years, from DB2010 (2009) to DB2014 (2013). The economies added to the *Doing Business* sample after 2009 and so excluded here are Barbados, Libya, Malta, Myanmar, San Marino and South Sudan. This figure uses regional classifications for 2013.

Source: *Doing Business* database.

In 2009 the Danish government began modernizing its land registry by digitizing and automating property registration. Processes had to be streamlined and re-organized. The centralized land registry initiated its computerization and records

were progressively digitized. Once digitization was complete, the land registry introduced electronic lodgment of property transfers. By 2011 property transfer applications were only accepted online and the information technology system

started screening applications in a fast and efficient way. As a result, over 5 years the time to transfer a property was slashed from 42 days to 4 (figure 13.4).

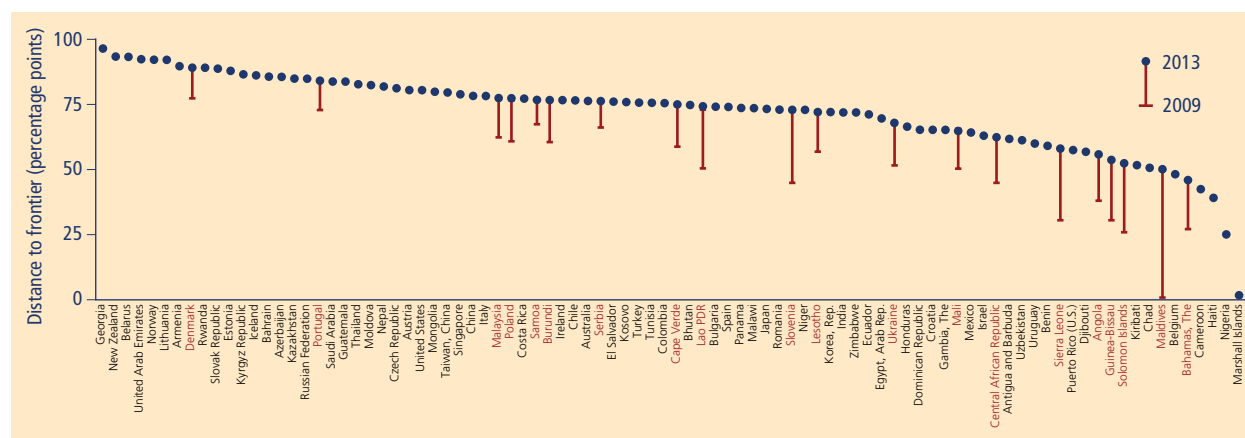
The Danish system was designed to respond to the needs of a variety of stakeholders, from citizens to financial institutions. With online access to a single source of land registry information, citizens and businesses could transfer property on their own with no third party and get information on any property. In addition, the Danish financial sector created a central hub for sharing land registration data between banks and the land registry—facilitating access to information and credit.

## NOTES

This topic note was written by Edgar Chavez Sanchez, Laura Diniz, Frédéric Meunier and Parvina Rakhimova.

1. UN-Habitat 2012.
2. UNDP 2008.
3. For instance, Dower and Potamites (2012), in a recent paper on land titling, find that possessing a formal land title is an important factor in accessing formal credit in Indonesia.

FIGURE 13.4 Maldives, Denmark and Portugal are among the economies advancing the most toward the frontier in registering property over the past 5 years



Note: The distance to frontier scores shown in the figure indicate how far each economy is from the best performance achieved by any economy on the registering property indicators since DB2005 (2004). The scores are normalized to range between 0 and 100, with 100 representing the frontier. The data refer to the 183 economies included in DB2010 (though for practical reasons the figure does not show all 183). Barbados, Libya, Malta, Myanmar, San Marino and South Sudan were added in subsequent years. The vertical bars show the improvement in the 20 economies advancing the most toward the frontier in registering property between 2009 and 2013.

Source: *Doing Business* database.



# Getting credit

- Malaysia and the United Kingdom remain tied at the top of the ranking on the ease of getting credit.
- Between June 2012 and June 2013 *Doing Business* recorded 9 reforms strengthening legal rights of borrowers and lenders and 20 improving credit information systems. Since 2009, 49 economies have implemented 53 reforms to strengthen legal rights, and 77 have implemented 100 reforms to deepen credit information.
- Palau made the biggest improvement in the ease of getting credit in the past year.
- Ghana is among the 10 economies making the fastest progress toward the frontier in regulatory practice in the area of getting credit since 2009.
- In the past 5 years Pacific island economies have made concerted efforts to improve their secured transactions and credit information systems.
- Implementing collateral registries was among the most common features of reforms strengthening legal rights of borrowers and lenders. Among economies improving credit information systems, the most common change was establishing a new credit registry or bureau.

For more information on good practices and research related to getting credit, visit <http://www.doingbusiness.org/data/exploretopics/getting-credit>. For more on the methodology, see the section on getting credit in the data notes.

Promoting access to finance for small and medium-size firms has been on the agenda of national governments and the international community for many years, with an increased focus since the recent financial crisis. These firms are more likely than large ones to face constraints on credit in all regions of the developing world.<sup>1</sup> There are many reasons why firms, especially small and medium-size ones, do not get the finance they need. *Doing Business* focuses on 2 regulatory areas in which governments can take measures making it easier for firms to get credit.

*Doing Business* measures 2 types of systems and institutions that can facilitate access to finance and improve its allocation: the legal rights of borrowers and lenders in secured transactions and bankruptcy laws and the strength of credit registries and bureaus. These systems and institutions work best together.<sup>2</sup> Legal rights can facilitate the use of collateral and the ability to enforce claims in the event of default, while information is one tool to help creditors assess the creditworthiness of borrowers.

For legal rights, the World Bank and other international institutions have recognized that secured credit is more widely available to businesses in economies with efficient, effective laws that provide for consistent, predictable outcomes for secured lenders in the event of nonpayment by borrowers.<sup>3</sup> Sharing credit information through credit registries and bureaus facilitates access to credit because it can empower both lenders and borrowers. By reducing information asymmetries, it enables lenders to make more informed decisions. And it allows borrowers to develop good reputations for repayment, which they can use as collateral, supplementary to traditional collateral that they might not have.

The legal rights of borrowers and lenders and the strength of credit reporting systems are assessed by 2 sets of measures. The first analyzes the legal framework for secured transactions by looking at how well collateral and bankruptcy laws facilitate lending. The second examines the coverage, scope and quality of credit information available through public credit registries and private credit bureaus. But these institutions are not enough to guarantee access to finance for small and medium-size firms or firms in general, because the availability of credit depends on many other factors as well.

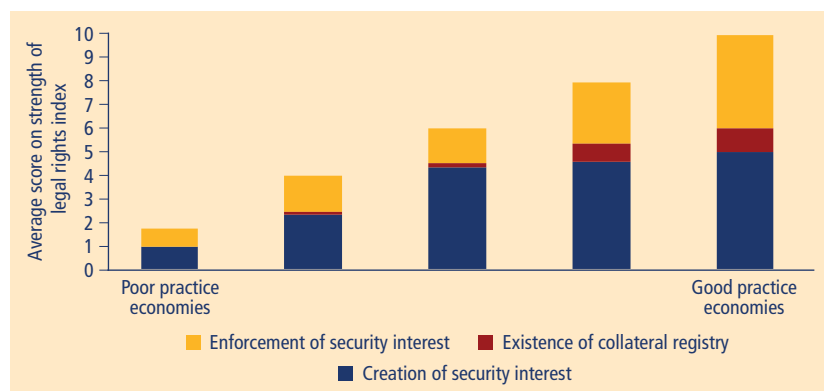
Rankings on the ease of getting credit are based on the sum of the strength of legal rights index and the depth of credit information index. The getting credit indicators make it possible to compare economies in different parts of the world. Such comparisons show, for example, that the existence of an institution that efficiently records security interests in companies' movable property is strongly correlated with a higher score on the strength of legal rights index (figure 14.1).

Credit registries and bureaus aim to achieve 3 main goals in credit reporting: to cover as many targeted borrowers as possible, to provide as much information in credit reports as possible and to guarantee the privacy of the information and the accuracy of products and services.

Most credit registries and bureaus start by building inclusive databases covering both firms and individuals and both big and small loans (figure 14.2). As they develop, registries and bureaus tend to broaden the type of information provided in credit reports. While some registries and bureaus receive only negative credit information from banks and



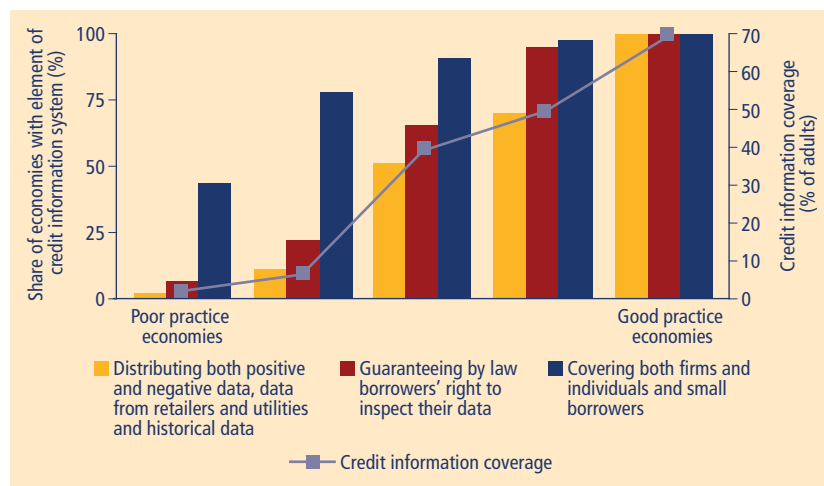
**FIGURE 14.1** The biggest variations in the strength of secured creditors' rights are in the existence of collateral registries and the creation of security interests



Note: Poor practice economies are the 15 economies that score 1–2 of 10 points on the strength of legal rights index. The second column represents the 19 economies that score 4 points, the third column the 31 economies that score 6 points and the fourth column the 15 economies that score 8 points. Good practice economies are the 10 economies that score the maximum 10 points.

Source: *Doing Business* database.

**FIGURE 14.2** More developed credit information systems have higher coverage rates



Note: Poor practice economies are the 15 economies that score 1 of 6 points on the depth of credit information index. The second group represents the 18 economies that score 2–3 points, the third group the 32 economies that score 4 points and the fourth group the 57 economies that score 5 points. Good practice economies are the 31 economies that score the maximum 6 points. The figure excludes the 35 economies that do not have a credit registry or bureau and the 1 economy that has a registry but scores 0 points. Credit information coverage is not included in the calculation of rankings on the ease of getting credit. For economies with both a credit registry and a credit bureau, the credit information coverage is the higher of the 2.

Source: *Doing Business* database.

other financial institutions, the more advanced ones collect positive credit information as well. Three credit registries and 55 credit bureaus also include retailers and utilities as data providers. Many registries and bureaus distribute more than 2 years of historical data, including on repaid defaults.

### WHO REFORMED IN GETTING CREDIT IN 2012/13?

In 2012/13, 9 economies improved secured transactions legislation or strengthened secured creditors' rights in bankruptcy procedures (table 14.1). Globally

Palau improved the most in the ease of getting credit in 2012/13 with the implementation of a new legal framework for secured transactions.

Three economies in Europe and Central Asia made major reforms by amending existing laws or implementing new ones. Lithuania amended the Civil Code (chapters on pledges and mortgages) and Code of Civil Procedure, making it possible to create a pledge over a property complex. This means that debtors can now use as collateral any group of movable assets, whose configuration or composition is constantly changing. The amendments also made it possible to create an enterprise mortgage using part of or the whole business enterprise as collateral, including its immovable property. In addition, the execution procedure for pledges was simplified to allow for speedier out-of-court enforcement.

Secured transactions legislation was also changed in other regions. In Sub-Saharan Africa the Democratic Republic of Congo joined the Organization for the Harmonization of Business Law in Africa by adopting the Uniform Act on Secured Transactions. Djibouti adopted a new Commercial Code that regulates security interests over movable property and secured creditors' rights in bankruptcy. Rwanda continued improving its legal framework by adopting a new Law on Security Interests over Movable Property.

Latin America and the Caribbean is the only region where no reforms were recorded in the areas covered by the strength of legal rights index. But reforms are expected in the near future in at least 3 economies. Colombia's Congress recently approved a new secured transactions law, and Costa Rica and El Salvador plan to follow suit in the next few months.

In 2012/13, 20 economies improved their credit reporting systems (table 14.2). Eleven of these—Australia, Bhutan, China, Georgia, Indonesia, Jamaica, Latvia, the Philippines, Singapore, Tanzania and Vietnam—enhanced access to credit information by adopting laws or regulations improving frameworks for sharing credit

TABLE 14.1 Who strengthened legal rights of borrowers and lenders in 2012/13—and what did they do?

Feature	Economies	Some highlights
Expanded range of movable assets that can be used as collateral	Democratic Republic of Congo; Djibouti; Lithuania; Palau	Palau's Secured Transactions Act established that all types of movable assets, present or future, can be used as collateral to secure loans. Moreover, the act allows a general or specific description of the collateral and states that any types of obligations can be secured with movable property.
Created a unified registry for movable property	Afghanistan; Republic of Korea	Afghanistan introduced an online national registry that allows for registration of notices and searches of liens on movable property. Searches can be performed using the identification number of the debtor.
Expanded the types of obligations that can be secured with movable property	FYR Macedonia; Rwanda	Rwanda's Law on Security Interests over Movable Property repealed the previous legal framework for secured transactions, clearly defining the types of obligations that can be secured with movable property.
Strengthened rights of secured creditors during reorganization procedures	Moldova	Moldova's new insolvency law changed reorganization procedures, specifying conditions under which secured creditors can apply for relief of the moratorium during insolvency and restructuring proceedings.

Source: *Doing Business* database.

information or protecting borrowers' right to inspect their data.

Most credit information reforms provided for the licensing and establishment of future registries or bureaus. Credit bureaus are often established after the financial industry sees the need for a credit reporting system to support informed decisions and facilitate fact-based risk management. Historically, credit registries started as internal databases in central banks with the goal of supervising financial activities in economies to allow for better enforcement of regulations. Over time many of these registries started issuing credit reports to share information externally because functioning credit information systems did not exist.<sup>4</sup> The Bank of Tanzania enacted new credit bureau regulations and issued the first licenses to 2 credit bureaus at the end of 2012.

Tajikistan, Tonga and Vanuatu established credit bureaus in 2012/13, and Brunei Darussalam created a credit registry. The new credit bureaus and registry in these 4 economies collect and distribute data on both individuals and firms and on loan amounts below 1% of income per capita. The credit registry in Brunei Darussalam and credit bureau in Tajikistan also distribute both positive and negative credit information as well as guarantee borrowers' right to inspect their data.

### WHAT HAVE WE LEARNED FROM 5 YEARS OF DATA?

Worldwide, 74 of 183 economies have advanced toward the frontier in regulatory practice in getting credit since 2009. Among the 10 economies narrowing the

gap the most, Ghana improved the legal rights of borrowers and lenders in secured transactions and the sharing of credit information (figure 14.3). In 2008 Ghana began reforming its legal framework and registration mechanism for movable collateral. When the Borrowers and Lenders Act was enacted that year, the Bank of Ghana established a collateral registry. By June 2013 more than 53,000 security interests had been registered by financial institutions. These account for more than \$10 billion in loans secured with movable property—loans that have benefited more than 7,000 small and medium-size enterprises and 30,000 micro-enterprises.<sup>5</sup>

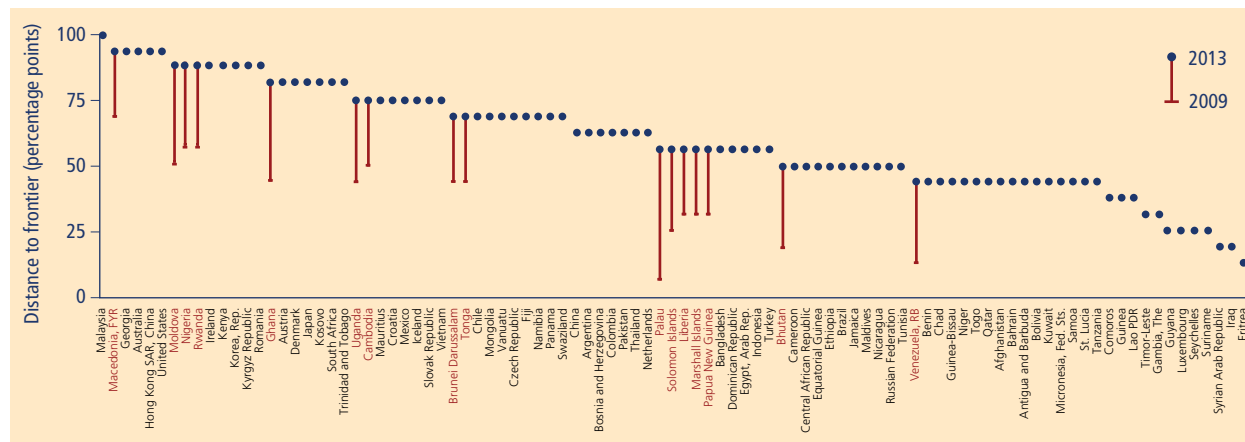
In 2010 XDS Data Ghana, the country's first credit bureau, started operations. By January 1, 2013, it listed 1,357,230 individuals and 170,141 firms with information

TABLE 14.2 Who improved the sharing of credit information in 2012/13—and what did they do?

Feature	Economies	Some highlights
Improved regulatory framework for sharing credit information	Australia; Bhutan; Georgia; Indonesia; Jamaica; Latvia; Tanzania; Vietnam	Tanzania adopted regulations that provide for the licensing of credit bureaus and specify the functions and purposes of their databases.
Expanded set of information collected and distributed by credit registry or bureau	Bahrain; Mauritius; Ukraine; Uzbekistan; Venezuela, RB	Bahrain's credit bureau started distributing payment histories from retailers.
Created a credit registry or bureau	Brunei Darussalam; Tajikistan; Tonga; Vanuatu	Brunei Darussalam established a credit registry that retrieves and provides information from private commercial banks and finance corporations.
Guaranteed by law borrowers' right to access data	Bhutan; China; Philippines; Singapore	In China the new Credit Information Industry Regulations guarantee borrowers' right to access their data in the credit registry free of charge twice a year.

Source: *Doing Business* database.

FIGURE 14.3 Ghana is among the 10 economies advancing the most toward the frontier in getting credit over the past 5 years



Note: The distance to frontier scores shown in the figure indicate how far each economy is from the best performance achieved by any economy on the getting credit indicators since DB2005 (practical). The scores are normalized to range between 0 and 100, with 100 representing the frontier. The data refer to the 183 economies included in DB2010 (though for practical reasons the figure does not show all 183). Barbados, Libya, Malta, Myanmar, San Marino and South Sudan were added in subsequent years. The vertical bars show the improvement in the 16 economies advancing the most toward the frontier in getting credit between 2009 and 2013.

Source: *Doing Business* database.

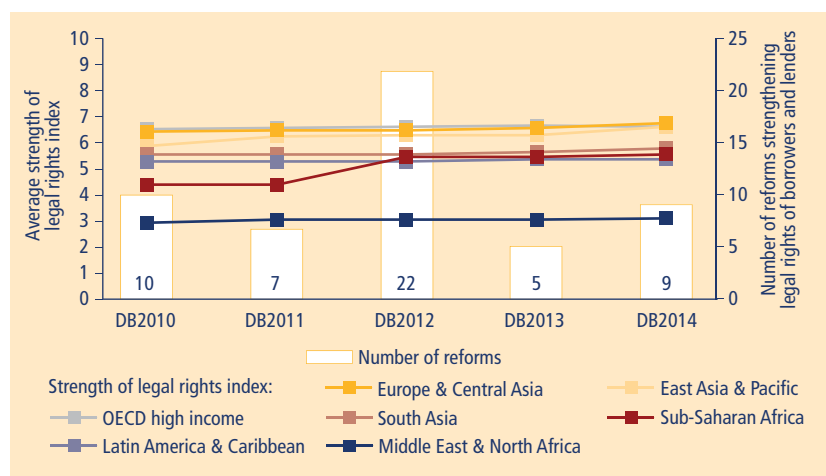
on their borrowing history from the previous 5 years. All financial institutions and insurance companies are required to provide data on loans of all sizes to the credit bureau. Lenders can access valuable information on firms and individuals—such as payment history, default information, property information and loan guarantor details.

### Strengthening legal rights

High rankings on the strength of legal rights index capture economies where laws allow registered entities to easily use movable property as collateral—while secured creditors' rights are protected. In the past 5 years *Doing Business* has recorded 53 reforms affecting the strength of legal rights index.

Economies in East Asia and the Pacific have consistently improved secured transactions regimes for small and medium-size firms (figure 14.4). Various Pacific island economies have implemented new secured transactions legislation and registries. Over the past year Palau replaced an outdated framework with a new Secured Transactions Act. Since 2006 the Marshall Islands, the Federated States of Micronesia, Samoa, the Solomon Islands, Tonga and Vanuatu have passed new collateral laws that strengthened their secured transactions regimes.

FIGURE 14.4 Europe and Central Asia and OECD high-income economies remain at the top on the strength of legal rights index



Note: To ensure accurate comparisons, the figure shows data for the same 183 economies for all years, from DB2010 (2009) to DB2014 (2013). The economies added to the *Doing Business* sample after 2009 and so excluded here are Barbados, Libya, Malta, Myanmar, San Marino and South Sudan. This figure uses regional classifications for 2013.

Source: *Doing Business* database.

All these laws except Samoa's took a unitary approach to secured transactions, treating all types of security interests in movable property—such as pledges, charges and financial leases—equally in terms of creation, publicity, priority and enforcement. Among their many modern features, the new laws broadened the range of assets that can be used as collateral. The types of obligations—such as future or conditional obligations—that can be secured with movable property were also broadened. The new frameworks provide for clear priority rules outside bankruptcy and out-of-court enforcement procedures for secured creditors, so they can provide credit on more favorable terms.

A key feature of these reforms was the establishment of notice-based collateral

registries, where security rights are publicized and subsequently effective against third-party claims. The Marshall Islands, the Federated States of Micronesia, Palau, the Solomon Islands, Tonga and Vanuatu have established such registries. In economies that introduce modern movable collateral registries, firms tend to receive increased access to bank finance, lower interest rates and longer loan maturities. Recent studies show that the impact of a new collateral registry can be economically significant. In economies with such reforms, the number of firms with access to bank finance increases by about 8% on average, with a 3 percentage point reduction in interest rates and a 6-month extension of the maturity of loans. And a bigger positive impact is felt by smaller firms.<sup>6</sup>

Reform momentum in the region seems to be continuing. Papua New Guinea is awaiting the implementation of a new collateral registry. A new secured transactions regime is also expected in Samoa, which adopted collateral provisions for corporations with its 2001 Companies Act and passed the Personal Property Securities Act in 2013, which is pending implementation of its collateral registry. After East Asia and the Pacific, Latin America and the Caribbean is the other region where economies have established the most collateral registries, with Chile, Guatemala, Honduras and Mexico doing so in the past 5 years.

Other regions have also made great strides in improving their collateral regimes. Europe and Central Asia has slightly surpassed OECD high-income economies as the region with the highest average score on the strength of legal rights index. In the past 5 years 9 economies in Europe and Central Asia—including Estonia, Georgia, Kazakhstan, Lithuania and the former Yugoslav Republic of Macedonia—have modernized their secured transactions systems, compared with 4 OECD high-income economies (Australia, the Republic of Korea, Poland and Sweden).

Sub-Saharan Africa has the most economies reforming secured transactions, with 22—17 of which became members of the Organization for the Harmonization of Business Law in Africa and

adopted the Uniform Act on Secured Transactions. Overall, 16 economies, representing all regions except the Middle East and North Africa, introduced collateral registries over the past 5 years. Nevertheless, enactment of secured transactions laws is planned for Jordan, the United Arab Emirates, and West Bank and Gaza. The reform process has also started in Morocco.

### Deepening credit information

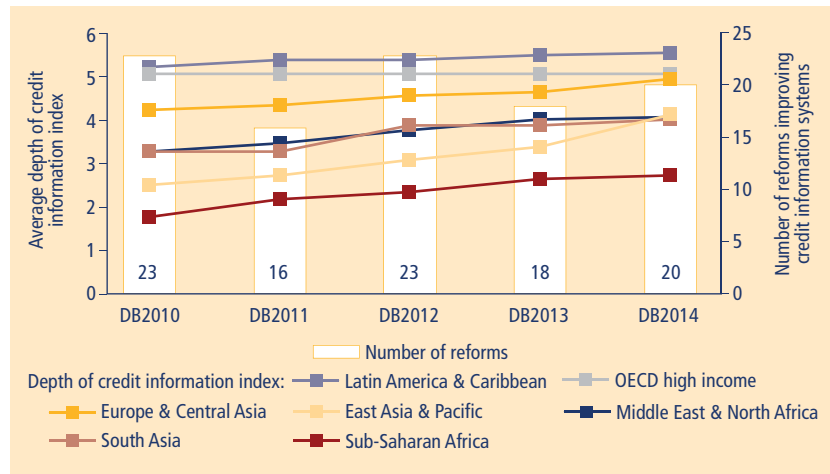
In the past 5 years 77 economies—half of those with a credit reporting system as recorded by *Doing Business* (154 in total)—implemented 100 regulatory reforms to improve their credit information systems (figure 14.5). All 7 regions implemented at least 1 reform a year in the past 5 years except in 2011, when only 5 regions made such reforms. East Asia and the Pacific is the region implementing the most reforms in the past year, with 8.

Since 2009, 23 economies have passed legislation that provides borrowers with the right to access data held on them.<sup>7</sup>

These include 5 in East Asia and the Pacific (China, Mongolia, the Philippines, Singapore, Vietnam), 5 in Europe and Central Asia (Cyprus, Montenegro, Serbia, Tajikistan, Uzbekistan), 4 in the Middle East and North Africa (Algeria, Oman, West Bank and Gaza, the Republic of Yemen), 4 in Sub-Saharan Africa (Angola, Ethiopia, Rwanda, Sierra Leone), 3 in Latin America and the Caribbean (Colombia, Costa Rica, Guatemala), 1 in South Asia (Bhutan) and 1 OECD high-income economy (the Slovak Republic).

Today 111 of the 189 economies covered by *Doing Business* guarantee by law consumers' right to access their credit information. In the other 78 economies borrowers do not have that right by law, though many credit registries and bureaus allow borrowers to inspect their own data in practice. While some credit registries and bureaus charge a fee for the access, more than half of the responding registries and bureaus grant free access at least once a year or under certain circumstances (such as following an adverse action by a lender).<sup>8</sup>

FIGURE 14.5 Latin America and the Caribbean leads the world in the depth of credit information index



Note: To ensure accurate comparisons, the figure shows data for the same 183 economies for all years, from DB2010 (2009) to DB2014 (2013). The economies added to the *Doing Business* sample after 2009 and so excluded here are Barbados, Libya, Malta, Myanmar, San Marino and South Sudan. This figure uses regional classifications for 2013. The data on the depth of credit information index exclude the 35 economies that do not have a credit registry or bureau: 12 in Latin America and the Caribbean, 11 in Sub-Saharan Africa, 7 in East Asia and the Pacific, 2 in the Middle East and North Africa, 1 in Europe and Central Asia, 1 in South Asia and 1 OECD high-income economy.

Source: *Doing Business* database.

Many economies expanded the coverage of borrowers by lowering the minimum threshold for loans included in registry or bureau databases.<sup>9</sup> From 2009 to 2013 the number of economies with a minimum loan threshold below 1% of income per capita (including those where loans of all sizes are reported) increased from 104 to 129. The minimum threshold is often lowered by enacting new laws and regulations. In 2012 Algeria issued a Regulation on the Organization and Functioning of the Risk Center requiring banks and other financial institutions to declare all loans every month. In Brazil a circular that went into force in 2011 reduced the minimum threshold for loans reported by the central bank's credit information system by 80%. In 2010 Mongolia's credit registry eliminated the minimum threshold for loans included in its database. As a result the registry's coverage doubled after just 1 year.

Globally 8 economies expanded the set of information collected and distributed by adding data from retailers and utilities to credit reports. In 2010 Armenia adopted a decree granting the Armenian Credit Reporting Agency access to data of 3 national utility companies (Armenian Water and Sewerage, Electric Networks of Armenia and ArmRosGazprom). In 2011 the Bank of Mauritius Act went into force, extending coverage by the Mauritius Credit Information Bureau to all institutions offering credit facilities—including leasing facilities, hire-purchase companies and utilities.

Including credit information from retailers and utilities is an effective way of expanding the range of information distributed by credit registries and bureaus. Information on payment of, say, electricity and

phone bills can help establish good credit histories for people without previous bank loans or credit cards. In Rwanda, when 2 mobile phone companies and an electricity and gas company started providing credit information in 2011, the country's credit bureau saw an immediate 2% increase in the number of firms and individuals registered in its database. Today credit registries and bureaus in 57 economies collect and distribute credit information from retailers and utilities.

Two other prominent features of credit information reforms were the development of online platforms to retrieve data and the provision of additional value added services. In the past 5 years 8 economies have established online platforms that allow for the retrieval and exchange of credit information. Credit bureaus also offer fraud detection, debt collection, marketing services and credit scoring, while credit registries offer ratings to financial institutions and other services to financial supervisors.

In the past 5 years 19 economies established credit registries or bureaus. Seven are in East Asia and the Pacific (Brunei Darussalam, Cambodia, the Lao People's Democratic Republic, Papua New Guinea, Timor-Leste, Tonga, Vanuatu), 5 in Sub-Saharan Africa (Ethiopia, Ghana, Rwanda, Sierra Leone, Uganda), 4 in Europe and Central Asia (Cyprus, the former Yugoslav Republic of Macedonia, Moldova, Tajikistan), 2 in the Middle East and North Africa (the Islamic Republic of Iran, Morocco) and 1 in South Asia (Bhutan).

In China the introduction of a public credit registry increased access to credit when banks learned additional

information about borrowers through the registry.<sup>10</sup> Among 47 economies in Sub-Saharan Africa, more than half have a credit registry but only 11 have credit bureaus. But a project is under way to establish credit bureaus in the 8 member states of the West African Economic and Monetary Union. Bureaus have also been licensed in Jamaica, Tanzania and Vietnam, and a new registry is being established in the United Arab Emirates.

---

## NOTES

This topic note was written by Santiago Croci Downes, Catrice Christ, Nan Jiang, Magdalini Konidari and Yasmin Zand.

1. Kuntchev and others 2012.
2. Djankov, McLiesh and Shleifer 2007.
3. World Bank 2011b; UNCITRAL 2007.
4. World Bank 2012, p. 21.
5. Earlier findings were discussed at the International Finance Corporation's Secured Transactions and Collateral Registries Peer to Peer Learning Event, Accra, Ghana, July 3-5, 2012.
6. Love, Martínez Pería and Singh 2013.
7. In addition, Guyana adopted the Credit Reporting Act No. 9 of 2010, which guarantees consumers' right to access their data. The first credit bureau license was granted to Creditinfo with effect from July 15, 2013, and it is expected to be open for business to the public starting December 1, 2013.
8. Eighty of 99 credit bureaus and 61 of 93 credit registries responded to the question, "What is the cost for borrowers to inspect their data?"
9. While lowering a minimum threshold for loans included in registry or bureau databases is an effective way of expanding coverage, it may have side effects in increasing the number of borrowers blacklisted for small credit incidents.
10. Cheng and Degryse 2010.

# Protecting investors



- New Zealand provides the strongest minority investor protections in related-party transactions as measured by *Doing Business*—for the ninth year in a row.
- *Doing Business* recorded 9 legal changes strengthening minority investor protections in related-party transactions between June 2012 and June 2013 and 54 in the past 5 years.
- The United Arab Emirates made the biggest improvement in the strength of investor protections in 2012/13.
- Burundi has advanced the furthest toward the frontier in regulatory practice in protecting investors in related-party transactions since 2009.
- Increasing disclosure requirements was the most common feature of investor protection reforms in the past 5 years.
- Among regions, economies in Europe and Central Asia have strengthened investor protections the most since 2009—increasing disclosure obligations and amending the approval process for related-party transactions.

For more information on good practices and research related to protecting investors, visit <http://www.doingbusiness.org/data/exploretopics/protecting-investors>. For more on the methodology, see the section on protecting investors in the data notes.

Following suspicions raised by shareholders and former executives, the Japanese group Olympus Corporation admitted to overpaying for goods and services purchased from related parties. In one instance Olympus executives agreed to consultancy fees of more than 30% for the \$2 billion acquisition of medical equipment maker Gyrus Group. They did so to hide losses. In 2012 shareholders filed a lawsuit seeking \$240 million in compensation for the resulting losses on their investments.<sup>1</sup>

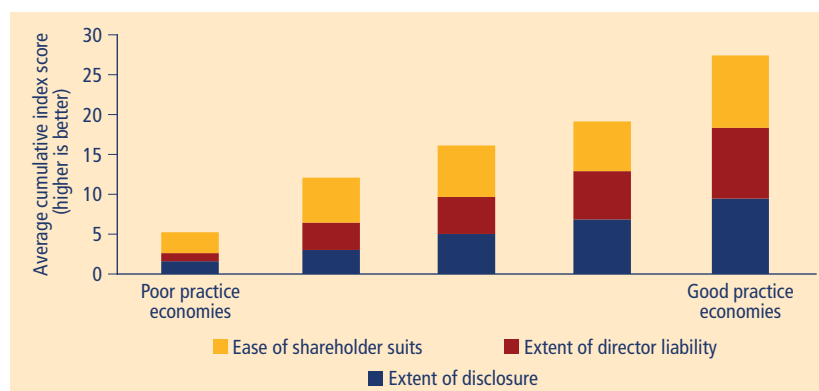
Obtaining capital is essential for entrepreneurs. But investors may be reluctant to provide funding if corporate insiders might simply pocket the funds. When legislation does not allow minority shareholders to bring suits and hold company directors accountable, investors tend to refrain from funding corporations unless they become controlling

shareholders—reducing an economy's ability to finance private sector growth.

A recent OECD study highlighted how policy makers have strengthened regulation to prevent the potential damage that related-party transactions can cause to investor confidence. Measures taken to improve effectiveness include increasing scrutiny by market supervisors, establishing specialized courts and offsetting legal fees for shareholder actions.<sup>2</sup> Another study shows that minority shareholder expropriation by controlling shareholders is the main channel through which corporate governance affects firm value.<sup>3</sup>

*Doing Business* assesses the strength of minority shareholder protections against directors' misuse of corporate assets for personal gain. The indicators measure 3 aspects of investor protections: approval

FIGURE 15.1 Economies with extensive legislation on related-party transactions address the 3 aspects of regulation measured by *Doing Business*

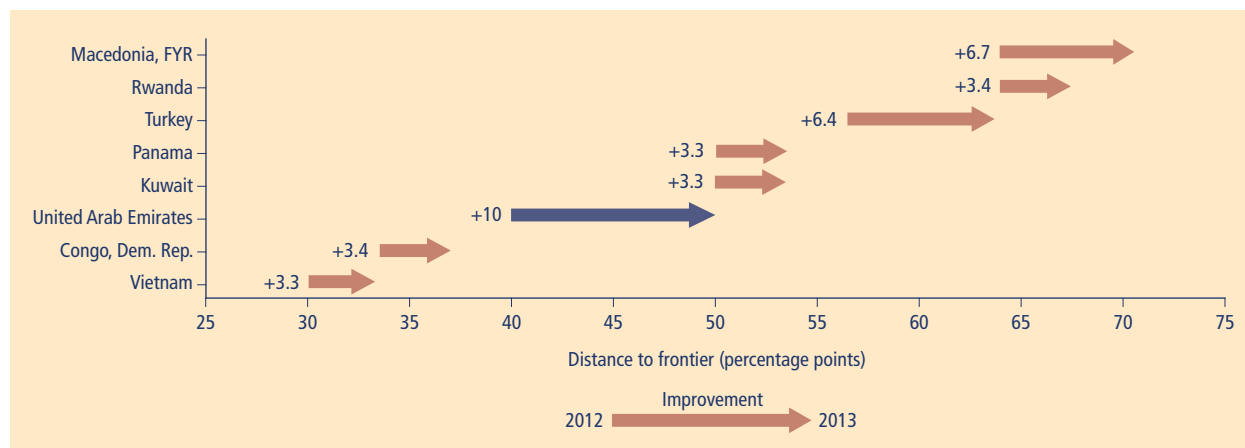


Note: Poor practice economies are the 5 lowest-ranked economies on the strength of investor protections. The second column represents the 5 economies ranked from 140 to 144 on the strength of investor protections. The third column represents the 5 economies ranked from 93 to 97. The fourth column represents the 5 economies ranked from 45 to 49. Good practice economies are the 5 top-ranked economies.

Source: *Doing Business* database.



FIGURE 15.2 The United Arab Emirates strengthened investor protections the most in 2012/13



Note: The distance to frontier scores shown in the figure indicate how far each economy is from the best performance achieved by any economy on the protecting investors indicators since DB2006 (2005). The scores are normalized to range between 0 and 100, with 100 representing the frontier.  
 Source: *Doing Business* database.

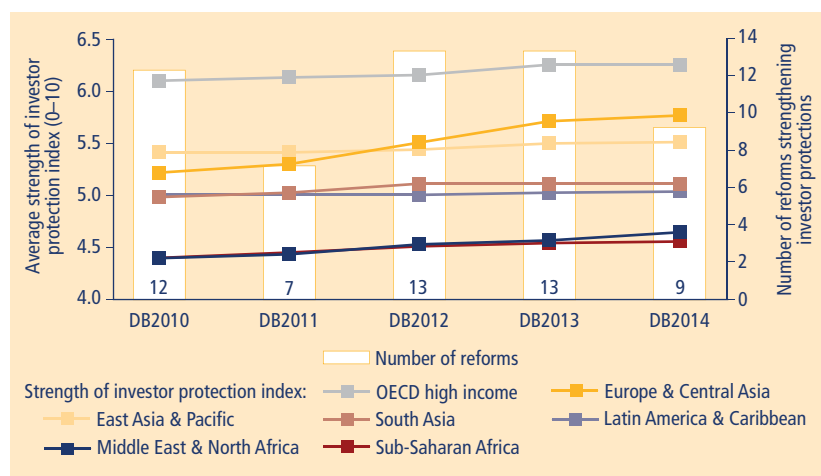
and transparency of related-party transactions (extent of disclosure index), liability of company directors for self-dealing (extent of director liability index) and shareholders' ability to obtain corporate documents before and during derivative or direct shareholder litigation (ease of shareholder suits index; figure 15.1). The standard case study assumes a related-party transaction between 2 companies where 1 individual is the controlling

shareholder and a member of the boards of directors of both. The transaction is overpriced and causes damages to the buying company.

Though seemingly narrow in scope, regulation of related-party transactions involves many aspects of an economy's legal framework. Securities regulation, company law and procedural rules governing

civil or commercial jurisdictions all play a role. In New Zealand the Companies Act, Financial Reporting Act, Securities Market Act, Exchange Listing Rules, Evidence Act, Limitation Act, Judicature Act, High Court Rules and Rules of Professional Conduct for Barristers and Solicitors are all taken into account by *Doing Business*. Together they create the most detailed and stringent regulation applying specifically to related-party transactions as measured by *Doing Business*.

FIGURE 15.3 European and Central Asian economies improved the most on investor protections against self-dealing



Note: To ensure accurate comparisons, the figure shows data for the same 183 economies for all years, from DB2010 (2009) to DB2014 (2013). The economies added to the *Doing Business* sample after 2009 and so excluded here are Barbados, Libya, Malta, Myanmar, San Marino and South Sudan. This figure uses regional classifications for 2013.  
 Source: *Doing Business* database.

### WHO REFORMED INVESTOR PROTECTIONS IN 2012/13?

Nine economies implemented legal changes strengthening minority investor protections in related-party transactions between June 2012 and June 2013. The United Arab Emirates was the economy improving minority shareholder protections the most in 2012/13 (figure 15.2). Ministerial Decree 239-1, adopted in August 2012, requires companies to include in their annual financial statements detailed information on transactions concluded in the past year with parties closely related to the company through family ties, cross-investments or common executives. No such disclosure obligation previously existed. It also entitles any shareholder of a company to file a petition in court seeking to suspend transactions allegedly concluded in breach of the law's

TABLE 15.1 Who strengthened investor protections in 2012/13—and what did they do?

Feature	Economies	Some highlights
Increased disclosure requirements	Democratic Republic of Congo; Panama; United Arab Emirates; Vietnam	Panama amended its rules on form, content and timing for communication of significant events of issuers registered with the National Securities Commission. The sale or acquisition of assets that represent 10% or more of a company's value must now be publicly disclosed.
Made it easier to sue directors	Democratic Republic of Congo; Turkey; United Arab Emirates	Turkey adopted a new Commercial Code. Interested directors are now required to reveal profits from related-party transactions.
Regulated approval of related-party transactions	Democratic Republic of Congo; Greece	The Democratic Republic of Congo adopted the Organization for the Harmonization of Business Law in Africa's Uniform Act on Commercial Companies and Economic Interest Groups. Now both shareholders and boards of directors must approve related-party transactions.
Increased access to corporate information	Rwanda; Turkey	Rwanda adopted the Law Relating to the Civil, Commercial, Labor and Administrative Procedure 21/2012, which amends provisions of the Civil Procedure Code. The parties are now entitled to confront each other in civil and commercial hearings and, with court authorization, cross-examine witnesses.
Allowed company inspections by external auditors	Kuwait	Kuwait amended its Companies Law. Shareholders who hold 5% of the shares of a company may now request the Ministry of Commerce and Industry to appoint an external auditor to inspect the company.

Source: Doing Business database.

requirements. In addition, Kuwait amended its Companies Law, making it possible to appoint external auditors to inspect companies.

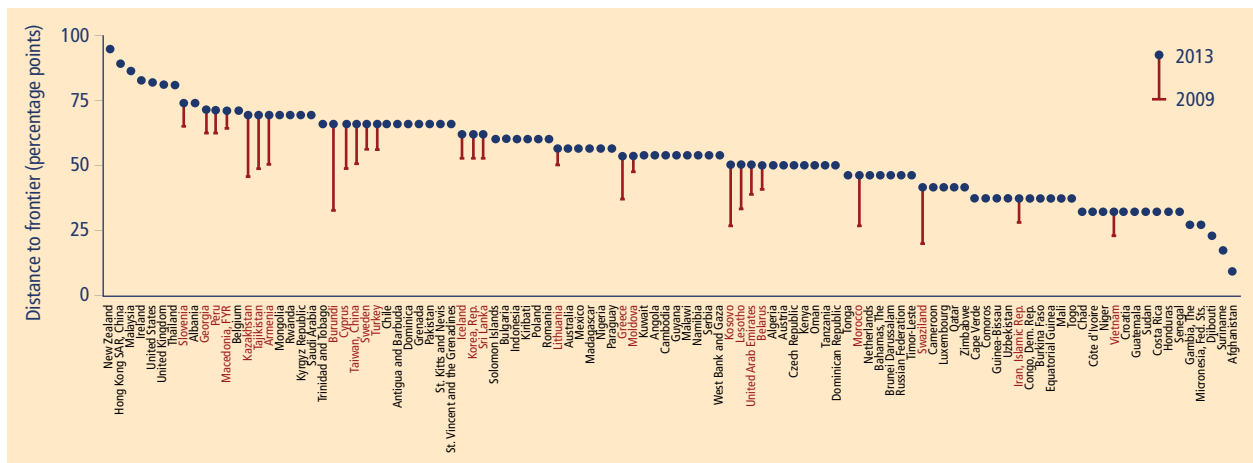
Two economies in Sub-Saharan Africa also amended legislation to better protect minority shareholders (table 15.1). The Democratic Republic of Congo joined the

Organization for the Harmonization of Business Law in Africa in July 2012. As a result the organization's Uniform Act on Commercial Companies and Economic Interest Groups became applicable. The act provides approval and disclosure requirements for related-party transactions and makes it possible to sue directors for mismanagement of company affairs.

Rwanda allowed parties to confront each other in civil and commercial hearings and, with court authorization, cross-examine witnesses.

**WHAT HAVE WE LEARNED FROM 5 YEARS OF DATA?**

FIGURE 15.4 Burundi has advanced the most toward the frontier in protecting investors over the past 5 years



Note: The distance to frontier scores shown in the figure indicate how far each economy is from the best performance achieved by any economy on the protecting investors indicators since DB2006 (2005). The scores are normalized to range between 0 and 100, with 100 representing the frontier. The data refer to the 183 economies included in DB2010 (though for practical reasons the figure does not show all 183). Barbados, Libya, Malta, Myanmar, San Marino and South Sudan were added in subsequent years. The vertical bars show the improvement in the 26 economies advancing the most toward the frontier in protecting investors between 2009 and 2013.

Source: Doing Business database.

Over the past 5 years Europe and Central Asia has been the most active region in strengthening minority shareholder protections against self-dealing, continuing a trend of closing the gap with OECD high-income economies (figure 15.3). Almost half the economies in the region (48%) implemented at least 1 such reform, followed by 35% in the Middle East and North Africa, 20% in East Asia and the Pacific, 19% among OECD high-income economies, 18% in Latin America and the Caribbean, 15% in Sub-Saharan Africa and 13% in South Asia.

During that period the most common change has been increasing disclosure obligations and amending the approval process for related-party transactions—with 70% of reformers doing so—as opposed to, for example, increasing director liability or access to evidence. Among OECD high-income economies that share was even higher, at 85%.

Contrary to global trends, most economies in Latin America and the Caribbean that amended legislation focused on increasing the liability of company directors in cases of prejudicial related-party transactions. Meanwhile, Sub-Saharan Africa had the largest share of economies undertaking a comprehensive overhaul of regulations affecting all 3 aspects of investor protections measured by *Doing Business*.

Over the past 5 years Albania, Burundi, Kosovo, Mexico, Rwanda, Swaziland, Tajikistan and Thailand have been among the economies making comprehensive changes to several areas of regulation that affect the protections of minority shareholders in related-party transactions. Burundi, the economy that has advanced the furthest toward the frontier in regulatory practice in protecting investors since 2009, did so by thoroughly updating the way private companies are governed (figure 15.4). A new Company

Law enacted in May 2011 introduced several good practices and principles designed to prevent the misuse of corporate funds, such as shareholder approval for related-party transactions, extensive disclosure requirements, prior external review of related-party transactions and explicit penalties for company executives found liable in case of losses.

---

## NOTES

This topic note was written by Hervé Kaddoura and Nadine Abi Chakra.

1. Hiroko Tabuchi, "Arrests in Olympus Scandal Point to Widening Inquiry Into a Cover-Up," *New York Times*, February 16, 2012, <http://www.nytimes.com/2012/02/17/business/global/7-arrested-in-olympus-accounting-cover-up.html>.
2. OECD 2012.
3. Bae and others 2012.

# Paying taxes

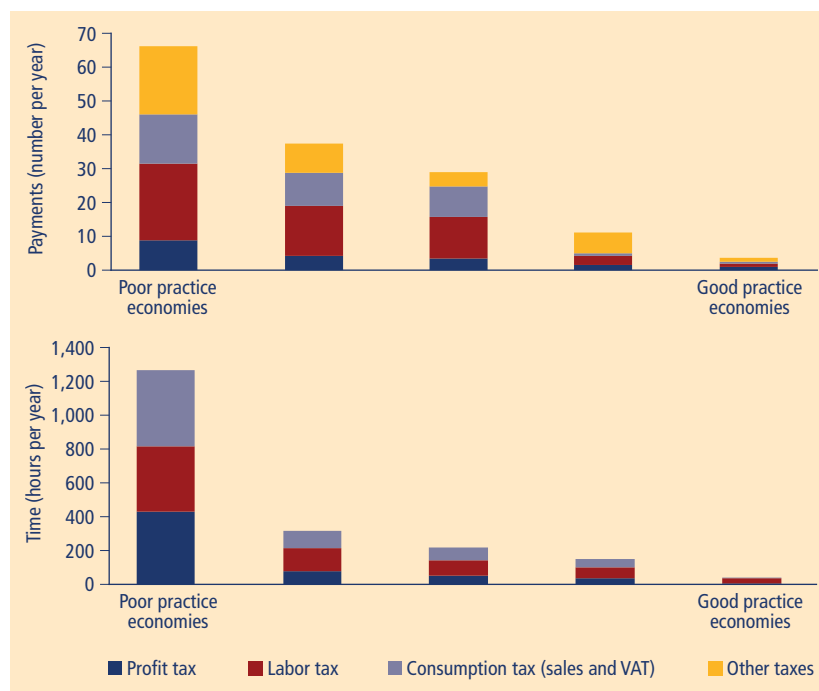
Russian cosmonaut Pavel Vinogradov, an International Space Station crew member, has become the first person ever to pay taxes from space. Pavel paid his land tax using the Russian Federation's Sberbank online banking system.<sup>1</sup> Revenue authorities around the world are continuously making great efforts to streamline

administrative processes and modernize payment systems. Today firms can file tax returns electronically in 76 of the 189 economies covered by *Doing Business*—from the taxpayer's home, library, workplace or, as Russia shows, even from space.

- Between June 2012 and June 2013 *Doing Business* recorded 32 reforms making it easier or less costly for companies to pay taxes—and since 2009 has recorded 189.
- Guatemala made the biggest improvement in the ease of paying taxes in the past year.
- Belarus has advanced the most toward the frontier in regulatory practice in paying taxes since 2008.
- The most common feature of tax reforms in the past 5 years was to reduce profit tax rates, often in the context of parallel efforts to improve tax compliance. But in the past 3 years more economies focused on introducing or improving electronic systems.
- Among regions, Europe and Central Asia made the biggest improvement in the ease of paying taxes over the past 5 years.

For more information on good practices and research related to paying taxes, visit <http://www.doingbusiness.org/data/exploretopics/paying-taxes>. For more on the methodology, see the section on paying taxes in the data notes.

FIGURE 16.1 Labor taxes and mandatory contributions account for a large share of the tax payments in many economies



Note: Poor practice economies are the 5 lowest-ranked economies on the ease of paying taxes. The second column represents the 5 economies ranked from 140 to 144 on the ease of paying taxes. The third column represents the 5 economies ranked from 93 to 97. The fourth column represents the 5 economies ranked from 45 to 49. Good practice economies are the 5 top-ranked economies. *Profit tax* refers to taxes levied on taxable income or capital gains. *Labor tax* refers to all labor taxes and mandatory contributions levied on gross salaries, net salaries or number of employees. *Consumption tax* refers to value added tax (VAT) and sales tax for which the statutory incidence does not fall on the firm. *Other taxes* refers to all other taxes except labor, profit and consumption taxes, such as property taxes, vehicle taxes, interest taxes and municipal fees. *Doing Business* measures only the time to comply with 3 major taxes: profit tax, labor tax and consumption tax.

Source: *Doing Business* database.

*Doing Business* records the taxes and mandatory contributions that a standard medium-size firm must pay in a given year and measures the administrative burden of paying taxes and contributions.<sup>2</sup> It does so using 3 indicators: number of payments, time and total tax rate. The number of payments indicates the frequency with which the company has to file and pay different types of taxes and contributions, adjusted for the manner in which those filings and payments are made.<sup>3</sup> The time indicator captures the number of hours it takes to prepare, file and pay 3 major types of taxes: profit taxes, consumption taxes, and labor taxes and mandatory contributions. The total tax rate measures the amount of taxes and mandatory contributions borne by the standard firm (as a percentage of commercial profit).<sup>4</sup> These indicators do not take into account the fiscal health of economies, the macroeconomic conditions under which governments collect revenue or the public services supported by taxation. Rankings on the ease of paying taxes are simple averages of the percentile rankings of its component indicators, with a threshold applied to the total tax rate.<sup>5</sup>

According to World Bank Enterprise Surveys covering 121 economies, in the

majority of these economies businesses consider tax rates to be among the top 5 constraints to their business, and tax administration to be among the top 11.<sup>6</sup> Research has shown that high corporate tax rates are negatively associated with levels of corporate investment and entrepreneurship. Moreover, economies with high tax rates have larger informal sectors.<sup>7</sup> And corporate tax rates might be negatively correlated with economic growth.<sup>8</sup> Another study showed that a 1 percentage point increase in the total tax rate can be associated with a 3 percentage point increase in evasion.<sup>9</sup> Yet taxes are essential to raise revenues so that governments can fund social programs and public investments that promote economic growth and development.

Striking the right balance is therefore a great challenge for governments when designing tax policies. Whom to tax, by how much and how? One way to encourage compliance and have an effective tax system is to keep rules as clear and simple as possible. Thus it is important to measure both the level of tax rates and the administrative burden of compliance (figure 16.1). Overly complicated tax systems encourage evasion and are associated with larger informal

sectors, more corruption and less investment.<sup>10</sup>

## WHO REFORMED IN PAYING TAXES IN 2012/13?

Between June 2012 and June 2013 *Doing Business* recorded 32 reforms making it easier or less costly for firms to pay taxes (table 16.1). Europe and Central Asia recorded the most reforms easing compliance with tax obligations (by 9 economies of 26), followed by Sub-Saharan Africa (8 of 47) and Latin America and the Caribbean (5 of 32). Eleven economies introduced or enhanced electronic filing, eliminating the need for 74 separate tax payments and reducing compliance time by almost 200 hours in total.

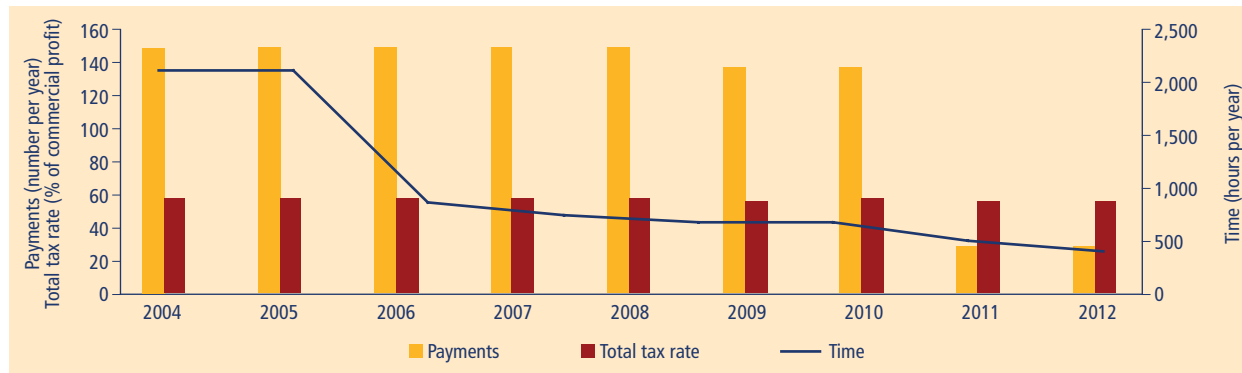
Guatemala improved the most on the ease of paying taxes in 2012/13. The Guatemalan tax authority in January 2012 launched its new online system, Declaraguat, for filing and paying all taxes (except labor taxes and mandatory contributions). The new system allows taxpayers to pay their taxes online without a need to sign a contract and open an account with a specific bank. In addition, Declaraguat has expanded the

**TABLE 16.1** Who made paying taxes easier and lowered the tax burden in 2012/13—and what did they do?

Feature	Economies	Some highlights
Introduced or enhanced electronic systems	Croatia; Guatemala; FYR Macedonia; Madagascar; Maldives; Moldova; Morocco; Paraguay; Philippines; Rwanda; Sri Lanka	Rwanda introduced e-filing for corporate income tax, value added tax and labor contributions. The system was fully rolled out in 2012.
Reduced profit tax rate by 2 percentage points or more	Burundi; Gabon; Guyana; Jamaica; Lao PDR; Myanmar; Sweden; Tajikistan	The government of Sweden, in its 2013 budget statement, reduced the corporate income tax rate from 26.3% to 22% for 2013.
Merged or eliminated taxes other than profit tax	Armenia; Burkina Faso; Republic of Congo; Iceland; South Africa; Tajikistan; Uzbekistan	Tajikistan merged the minimal income tax with the corporate income tax and abolished the retail sales tax.
Decreased number of tax filings or payments	Albania; Panama; Romania	Panama changed the payment frequency for corporate income taxes from monthly to quarterly.
Reduced labor taxes and mandatory contributions	Republic of Congo; Thailand	Thailand decreased employers' social security contribution rate from 5% in 2011 to 3% for January–June 2012 and 4% for July–December 2012.
Simplified tax compliance process	Qatar; Ukraine	Qatar relaxed the disclosure requirements accompanying the corporate income tax return for entities 100% owned by Qatari or Gulf Cooperation Council nationals.
Introduced change in cascading sales tax	The Gambia	The Gambia replaced the sales tax with the value added tax, now set at 15%.

Source: *Doing Business* database.

FIGURE 16.2 Ukraine has systematically reduced the time to comply with tax obligations



Source: *Doing Business* database.

electronic filing and payment option to such taxes as the solidarity tax. An electronic system for generation, transmission, validation and payment of social security contributions has been available since 2009, through the online platform administered by the Guatemalan Social Security Institute, and by 2012 this payment method had been picked up by the majority of medium-size businesses. This reduced the number of payments from 21 to 7 and the time to comply with tax obligations by 6 hours as measured by *Doing Business*.

Twelve economies implemented other measures to ease compliance with tax obligations. Three economies (Albania, Panama and Romania) lowered the number of tax filings or payments. In Albania and Panama corporate income taxes are now paid quarterly rather than monthly. Seven economies merged or eliminated some types of taxes (Armenia, Burkina Faso, the Republic of Congo, Iceland, South Africa, Tajikistan and Uzbekistan). Two other economies, Qatar and Ukraine, simplified tax returns. Ukraine simplified the corporate income tax, VAT and social security contribution reports filed by companies. In 2012 these efforts reduced the time to comply with Ukrainian tax regulations by 101 hours, from 491 to 390 hours (figure 16.2).

Eight economies reduced profit tax rates in 2012/13: 1 high-income economy (Sweden), 2 upper-middle-income ones (Gabon and Jamaica), 2 lower-middle-income ones (Guyana and the

Lao People's Democratic Republic) and 3 low-income ones (Burundi, Myanmar and Tajikistan). Reductions in profit tax rates are often combined with efforts to widen the tax base by eliminating exemptions and with increases in the rates of other taxes, such as the VAT.

In 2012/13 some economies increased the tax burden for small and medium-size firms. Eight increased profit or income taxes (the Arab Republic of Egypt, El Salvador, Greece, Senegal, Serbia, the Slovak Republic, South Sudan and Togo). Four increased labor taxes and mandatory contributions (the Democratic Republic of Congo, Côte d'Ivoire, Tonga and Vietnam). And Bosnia and Herzegovina, Fiji, Mauritania, the Seychelles and Tonga introduced new taxes in the past year.

### WHAT HAVE WE LEARNED FROM 5 YEARS OF DATA?

Since 2009 *Doing Business* has recorded 189 tax reforms in 114 economies. Of these reforms, 57 introduced or enhanced online filing systems. These and other improvements to simplify tax compliance reduced the time to comply with the 3 main taxes measured (profit, labor and consumption) by 20 hours on average, and the number of payments by 4. Europe and Central Asia had the biggest improvement, reducing the number of payments by 20 on average and the time by 80 hours (figure 16.3). Belarus has advanced the furthest toward the frontier in regulatory practice in paying taxes

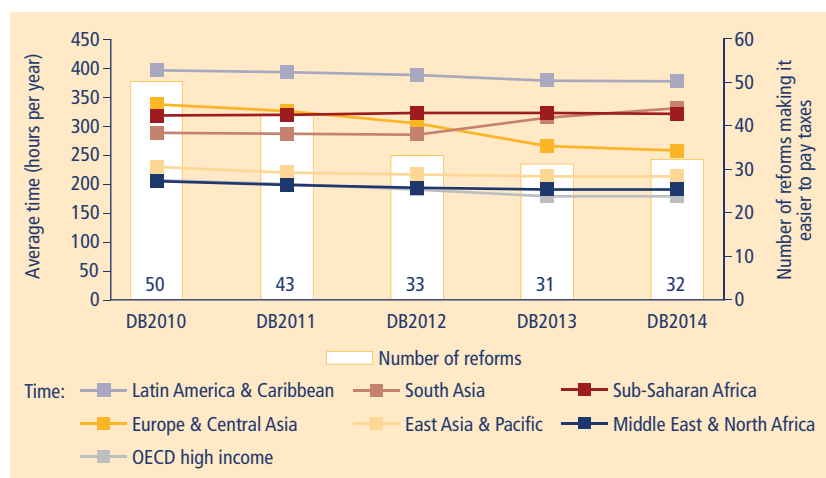
in Europe and Central Asia and globally since 2008 (figure 16.4).

Besides easing the administrative burden of taxes, many economies also reduced tax rates, often from relatively high levels and with complementary efforts to improve tax compliance. Among regions, Sub-Saharan Africa had the largest reduction in the total tax rate: 17.5 percentage points on average since 2008. Some of this reduction came from the introduction of the VAT, which replaced the cascading sales tax.<sup>11</sup> Burundi, the Democratic Republic of Congo, Djibouti, The Gambia, Mozambique, Sierra Leone and Swaziland all introduced VAT systems. Some Sub-Saharan economies also lowered profit tax rates over the past 5 years, including Benin, Cape Verde, the Republic of Congo, The Gambia, Madagascar, Mali, Niger and Sudan. Over the same period, the biggest reduction in the share of profit taxes in the total tax rate occurred in East Asia and the Pacific, where it fell by 5.3 percentage points on average.

Electronic systems for filing and paying taxes, if implemented well and used by most taxpayers, benefit both tax authorities and firms. For tax authorities, e-filing lightens workloads and reduces operational costs such as for processing, handling and storing tax returns. At the same time, e-filing increases compliance with tax obligations and saves time.<sup>12</sup> By 2012, 76 economies had fully implemented electronic filing and payment of taxes.



**FIGURE 16.3** Economies in Europe and Central Asia have decreased the time to comply with tax obligations the most since 2008



Note: To ensure accurate comparisons, the figure shows data for the same 183 economies for all years, from DB2010 (2008) to DB2014 (2012). The economies added to the *Doing Business* sample after DB2010 and so excluded here are Barbados, Libya, Malta, Myanmar, San Marino and South Sudan. This figure uses regional classifications for DB2014.  
Source: *Doing Business* database.

Sub-Saharan economies face particularly difficult challenges with implementing electronic systems for filing and paying taxes. Rolling out new information and communication technologies, and then educating taxpayers and tax officials in their use, are not easy tasks for any government. But where citizens face limited

broadband access, power shortages, slow network speeds and system failures, implementation is slow and the challenges are even greater.<sup>13</sup>

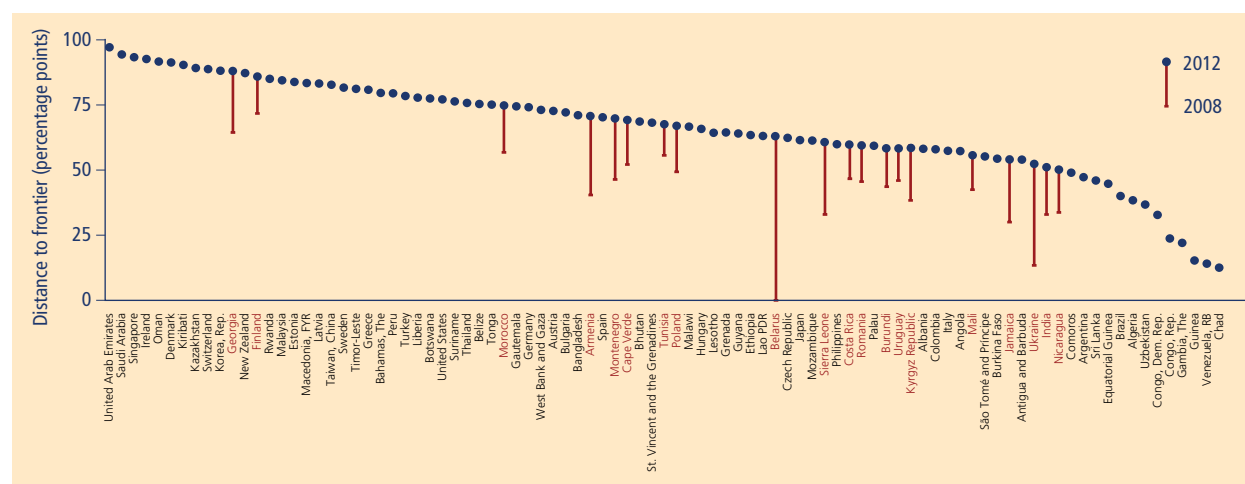
In 2012/13, however, electronic systems became more popular among taxpayers in Kenya, Madagascar, Rwanda and Uganda.

The Kenya Revenue Authority began introducing an online filing system for VAT in 2009, and over the past 3 years use of the system picked up among taxpayers. Companies have reported improvements in the processing speed on the filing website, a major source of delay in previous years. The time required to comply with VAT has fallen from 340 hours to 308.

In Latin America and the Caribbean, economies including Colombia, Guatemala, Mexico, Paraguay and Uruguay have implemented electronic systems for filing and paying taxes over the past 5 years. In 2010 Colombia began requiring all companies with turnover equal to or above Col\$500 million (about \$262,885) to file and pay the corporate income tax and VAT through the Electronic Informatic Services provided by the National Tax Authority. In the same year, Colombia upgraded its electronic system, the MUISCA (Single Automated Model of Income, Services and Control) system, to ease e-filing and payment for the corporate income tax and VAT. As a result the time to comply with these tax obligations dropped by 15 hours, and the number of payments by 11.

In East Asia and the Pacific 7 of 25 economies have established electronic systems for filing and paying taxes: China;

**FIGURE 16.4** Belarus has advanced the most toward the frontier in paying taxes since 2008



Note: The distance to frontier scores shown in the figure indicate how far each economy is from the best performance achieved by any economy on the paying taxes indicators since DB2006 (2004). The scores are normalized to range between 0 and 100, with 100 representing the frontier. The data refer to the 183 economies included in DB2010 (though for practical reasons the figure does not show all 183). Barbados, Libya, Malta, Myanmar, San Marino and South Sudan were added in subsequent years. The vertical bars show the improvement in the 20 economies advancing the most toward the frontier in paying taxes between 2008 and 2012.  
Source: *Doing Business* database.

Hong Kong SAR, China; Malaysia; the Philippines; Singapore; Taiwan, China; and Thailand. In the past 5 years only Malaysia and the Philippines have further rolled out their electronic systems.

Similarly, economies in the Middle East and North Africa have been slow in picking up the pace on new technology for filing and paying taxes. Only 5 of 20 economies have implemented electronic systems for submitting tax declarations and paying taxes. These include Morocco, Saudi Arabia and the United Arab Emirates, which reformed in this area in the past 5 years.

In South Asia, India is the only economy (of 8) with a complete online system for filing and paying taxes. But in the past year Maldives and Sri Lanka have introduced online platforms for filing and paying labor contributions, easing the administrative burden for businesses of complying with labor regulations. Still, as of 2012 most companies were not taking advantage of the electronic payment options. Pakistan also has an established electronic system for filing and paying the corporate income tax and VAT, but uptake has been limited.

## NOTES

This topic note was written by Valter Deperon, Michelle Hanf, Joanna Nasr, Nadia Novik and Nina Paustian.

1. Svetlana Kalmykova, "Taxmen Reach Agreement on Cooperation," *The Voice of Russia*, May 16, 2013. [http://voiceofrussia.com/2013\\_05\\_16/Taxmen-reach-agreement-on-cooperation](http://voiceofrussia.com/2013_05_16/Taxmen-reach-agreement-on-cooperation).
2. The case study company started operations on January 1, 2011. *Doing Business* measures all taxes and mandatory contributions that apply to the standardized business in its second year of operation, January 1–December 31, 2012.
3. Companies sometimes prefer more frequent payments to smooth cash flows.
4. Commercial profit is essentially net profit before all taxes borne. It differs from the conventional profit before tax, reported in financial statements. In computing profit before tax, many of the taxes borne by a firm are deductible. In computing commercial profit, these taxes are not deductible. Commercial profit is computed as sales minus cost of goods sold, minus gross salaries, minus administrative expenses, minus other expenses, minus provisions, plus capital gains (from the property sale) minus interest expense, plus interest income and minus commercial depreciation. To compute the commercial depreciation, a straight-line depreciation method is applied, with the following rates: 0% for the land, 5% for the building, 10% for the machinery, 33% for the computers, 20% for the office equipment, 20% for the truck and 10% for business development expenses. Commercial profit amounts to 59.4 times income per capita.
5. The threshold is set at the 15th percentile of the total tax rate distribution, which in this year's report (for 2012) is 25.5%. All economies with a total tax rate below this level receive the same percentile ranking on this component. The threshold is not based on any economic theory of an "optimal tax rate" that minimizes distortions or maximizes efficiency in the tax system of an economy overall. Instead it is mainly empirical, set at the lower end of the distribution of tax rates levied on medium-size enterprises in the manufacturing sector as observed through the paying taxes indicators. This approach reduces the bias in the indicators toward economies that do not need to levy significant taxes on companies like the *Doing Business* standardized company because they raise revenue in other ways—for example, through taxes on foreign companies, taxes on sectors other than manufacturing or from natural resources (all of which are outside the scope of the methodology).
6. <http://www.enterprisesurveys.org/>.
7. Djankov and others 2010.
8. Lee and Gordon 2005.
9. Fisman and Wei 2004.
10. Djankov and others 2010.
11. The VAT is collected by firms and its cost is fully passed on to consumers. Because firms have to make the payments and spend time filling out returns, the VAT is included in the indicators on payments and time. But the amount of VAT paid is not included in the total tax rate. A cascading sales tax, which is paid at every point of the supply chain, is included in the total tax rate because firms cannot deduct the sales tax they pay on supplies from the amount they owe on sales. Economies introducing the VAT to replace the sales tax have therefore seen a reduction in their total tax rate.
12. Edwards-Dowe 2008.
13. For more information, see the case study on Malaysia.

# Trading across borders



In the past year the time to import in Madagascar fell by 13%. “Before the MIDAC (Ministries, Departments and Control Agencies) system was rolled out, I would spend more than a week completing the necessary paperwork for the import process. Paper documents had to be obtained and submitted through different government offices spanning over 350 kilometers,” says a trader in Antananarivo, speaking about an electronic platform introduced in 2012 that connects ministries, operators and control agencies involved in trade. “Those days are over. I now submit most documents on the electronic platform, which gives me additional resources for my core operations as I handle more imports every month. My bottom line has increased, and so has trade.”

Red tape and costs to ship goods overseas are significant impediments to trade. Complicated border processes and bureaucratic bottlenecks hinder economic growth considerably by reducing access to global markets. This is a particular problem in developing economies: in some African economies revenue losses from inefficient border procedures are estimated to exceed 5% of GDP.<sup>1</sup>

Excessive delays in exporting and importing can lower the volume of trade. A 10% reduction in the time it takes to move cargo from the production line to the ship increases exports by 4%, all else being equal.<sup>2</sup> In Sub-Saharan Africa reducing inland travel time by 1 day increases exports by 7%.<sup>3</sup> In Uruguay a 10% increase in the median time spent in customs lowers the growth rate of exports by 1.8%.<sup>4</sup>

In short, trade competitiveness is greatly affected by economies’ trade procedures and infrastructure. The more costly and time-consuming it is to export or import,

the more difficult it is for local companies to reach international markets, especially in landlocked economies. Outdated and inefficient border procedures, inadequate infrastructure and unreliable logistics services are all likely to increase the time it takes to trade—driving up costs like storage fees and inspection charges.

To shed light on the bureaucratic and logistical hindrances facing traders, *Doing Business* measures the time and cost (excluding tariffs) of exporting and importing a standard containerized cargo by sea transport and the number of documents needed to complete the transaction.<sup>5</sup> The indicators cover documentation requirements and procedures at customs and other regulatory agencies as well as at ports. They also cover logistical aspects, including the time and cost of inland transport between the largest business city and the main port used by traders. As measured by *Doing Business*, trading across borders has been easiest in Singapore since 2007. Of the 4 components of trade covered by *Doing Business*—document preparation, port and terminal handling, customs clearance and inland transport—the 2 biggest obstacles for traders in low-ranking economies are document preparation and inland transport because of administrative hurdles and poor infrastructure (figure 17.1).

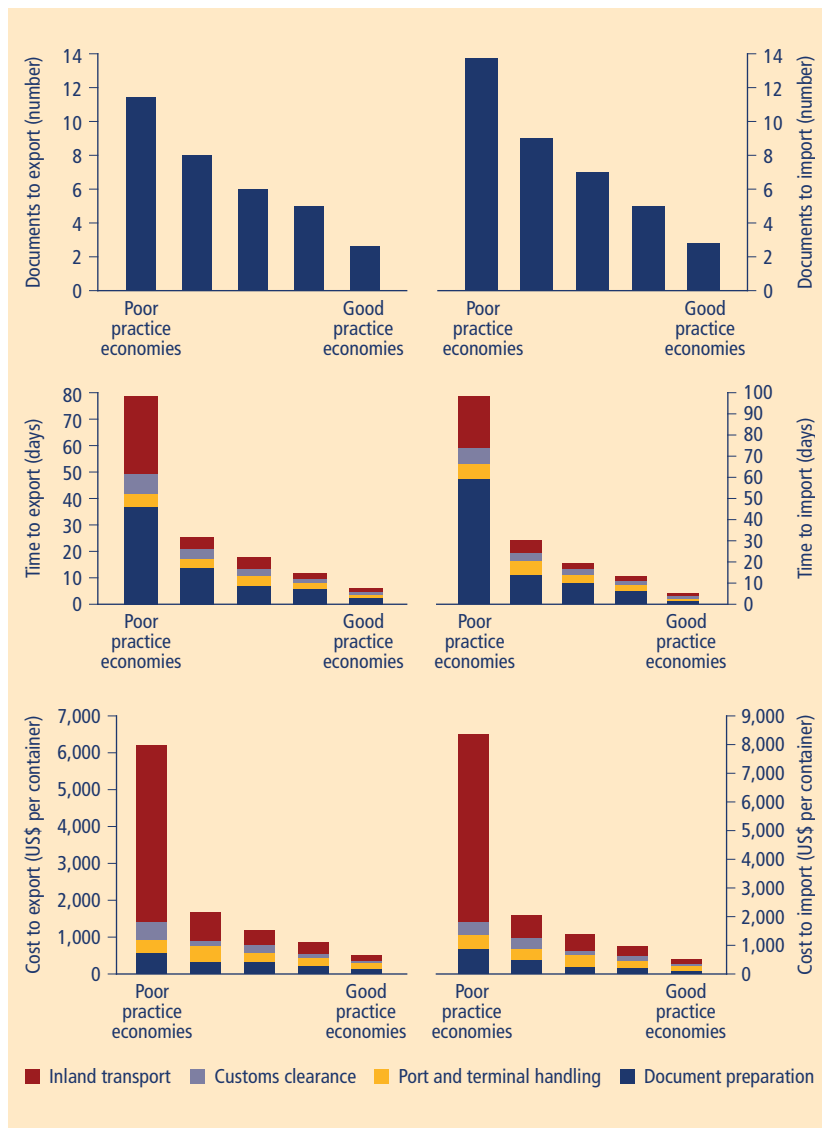
## WHO REFORMED IN TRADING ACROSS BORDERS IN 2012/13?

Benin recorded the biggest improvement in the ease of trading across borders in 2012/13. The government implemented a series of changes affecting exports and imports that helped cut delays by 10% in 2012/13 alone. But many improvements started earlier. In 2007 Benin began

- Trading across borders is easiest in Singapore for the seventh year in a row.
- *Doing Business* recorded 22 reforms making it easier to trade across borders between June 2012 and June 2013 and 133 in the past 5 years.
- Benin made the biggest improvement in the ease of trading across borders in the past year.
- Belarus has made the greatest progress toward the frontier in regulatory practice in trading across borders since 2009. The other 9 of the 10 economies that have made the most progress are in Sub-Saharan Africa.
- The most common feature of trade facilitation reforms recorded by *Doing Business* in the past 5 years was the introduction or improvement of electronic submission and processing. But in 2012/13 the most common feature was the improvement of customs administration.
- Among regions, Sub-Saharan Africa made the biggest reductions in the time to trade across borders in the past 5 years. Europe and Central Asia made the biggest reductions in the number of documents required to export and import. OECD high-income economies made the biggest reductions in export and import costs.

For more information on good practices and research related to trading across borders, visit <http://www.doingbusiness.org/data/exploretopics/trading-across-borders>. For more on the methodology, see the section on trading across borders in the data notes.

**FIGURE 17.1** It is easier, less time-consuming and cheaper to trade in economies following good practices  
Averages by ranking group



*Note:* Poor practice economies are the 5 lowest-ranked economies on the ease of trading across borders. The second column represents the 5 economies ranked from 140 to 144 on the ease of trading across borders. The third column represents the 5 economies ranked from 93 to 97. The fourth column represents the 5 economies ranked from 45 to 49. Good practice economies are the 5 top-ranked economies. Document preparation includes the obtaining, preparation and submission of all documents involved in trade. Port and terminal handling includes all processes at ports. Customs clearance includes clearance by customs authorities and all other border agencies involved. Inland transport refers to transport between the trader's warehouse in the largest business city to the port most used by the trader.

*Source:* *Doing Business* database.

renovating its ports to increase access and efficiency and improve conditions through 24-hour operations, secure payment systems and an expanded container terminal in Cotonou. In 2010 an Automated System for Customs Data (Asycuda++) was

installed, allowing for electronic submission of the documents required to export and import. And in 2012 an electronic single window and electronic payment system was introduced, further reducing document preparation times.

Building on these reforms, in 2012/13 the port of Cotonou reduced vessel waiting times by implementing a window berthing system to use terminal resources optimally according to cargo ship arrivals. In the meantime, infrastructure upgrades increased the number of exit points and terminals, while designated parking areas and loading and unloading time limits for trucks reduced congestion around the port, which had added considerably to transport time in previous years.

Though administrative burdens remain in Benin, the situation for traders has greatly improved: it takes 29% less time to import and 24% less time to export than in 2006 (figure 17.2). As a result export and import times in Benin are now aligned with those in many neighboring economies. Improvements in Benin have also had effects beyond its borders. Because overseas goods that go to and from Niger transit through the port of Cotonou, Nigerien traders have also seen lower export and import times.

Benin was not alone. Another 21 economies also recorded reforms making it easier to trade across borders in 2012/13 (table 17.1). Of the total of 22 reforms, Sub-Saharan Africa had 10, followed by Europe and Central Asia with 6. Reforms were also recorded in Latin America and the Caribbean (4), OECD high-income economies (1) and South Asia (1). Four economies made trading across borders more difficult: 3 in Sub-Saharan Africa and 1 in Latin America and the Caribbean.

Improving customs administration was the most common feature of trade facilitation reforms in 2012/13, with 8 economies reducing the number of documents required by customs or streamlining the process to obtain and submit forms. Four of these economies are in Sub-Saharan Africa, where document preparation time is a considerable hurdle for trade—with an average delay of 16.8 days for exports and 20.6 days for imports.

Automation continued to play an important role in reforms as well. As in previous years, several economies—for example, Greece, Madagascar and the

**TABLE 17.1 Who made trading across borders easier in 2012/13—and what did they do?**

Feature	Economies	Some highlights
Improved customs administration	Argentina; Azerbaijan; Benin; Burundi; Republic of Congo; Swaziland; Ukraine; Uzbekistan	Uzbekistan abolished the need to register import contracts with customs.
Introduced or improved electronic submission and processing	El Salvador; Greece; Madagascar; Russian Federation; Sri Lanka; Uruguay	The Russian Federation introduced an electronic system for submitting export and import documents.
Introduced electronic single window	El Salvador; Mexico; Mozambique; Rwanda	Mexico implemented an electronic single window for trade.
Strengthened transport and port infrastructure	Benin; Central African Republic; Croatia	The Central African Republic rehabilitated the key transit road at its border with Cameroon.
Improved port procedures	Benin; Guinea; Latvia	Latvia launched a new electronic container terminal booking system at the port of Riga.
Introduced or improved risk-based inspections	Mauritania	Mauritania introduced a risk-based inspection system with scanners.

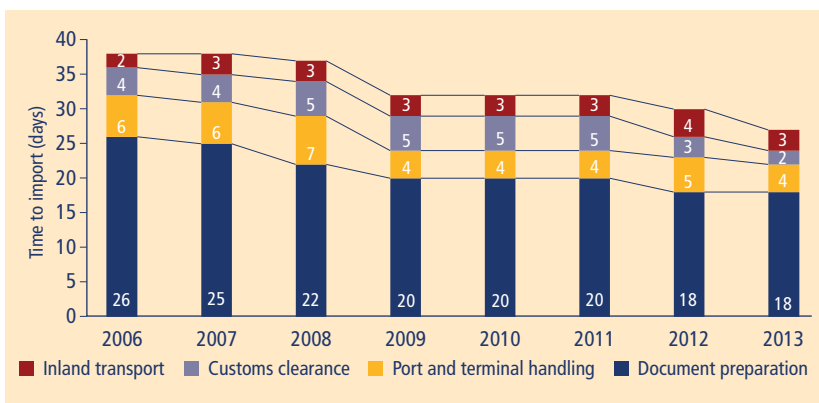
Source: *Doing Business* database.

also had a large share of economies reforming—67% in both regions.

The effects recorded from the reforms varied by region. Europe and Central Asia made the biggest reductions in the number of documents required to export and import. OECD high-income economies made the biggest reductions in export and import costs. And Sub-Saharan Africa made the biggest reductions in the time to trade.

The 133 reforms recorded in the past 5 years in 100 economies have made trading across borders faster and easier around the world. In 2009 the world average to export a standard containerized cargo by sea transport was 23.5 days, and 25.9 days to import.<sup>6</sup> Today it takes 21.8 days on average to export and 24.2 days to import (figure 17.3). The approximately 2-day cut in the average world trading time could seem like a small feat, but even small gains can provide significant benefits. Research has found that for each additional day that a product is delayed before being shipped, trade volume falls by more than 1%.<sup>7</sup>

**FIGURE 17.2 A series of reforms made importing faster in Benin**



Source: *Doing Business* database.

Though many economies have made great strides in improving international trade practices in the past 5 years, Belarus' case is particularly noteworthy. Belarus has undertaken a series of reforms in customs administration and electronic submission, including the implementation of a risk-based management system and the improvement of border crossing operations. All this has resulted in considerable gains in narrowing the gap with the frontier in regulatory practice in trading across borders—especially since 2009 (figure 17.4).

Russian Federation—automated customs submission and processing by allowing electronic lodgment and payments.

Economies are also virtually linking traders and agencies involved in trade and transport through electronic single windows. This report features a case study on single window systems that tracks the challenges and successes associated with the systems implemented in Azerbaijan, Colombia and Singapore.

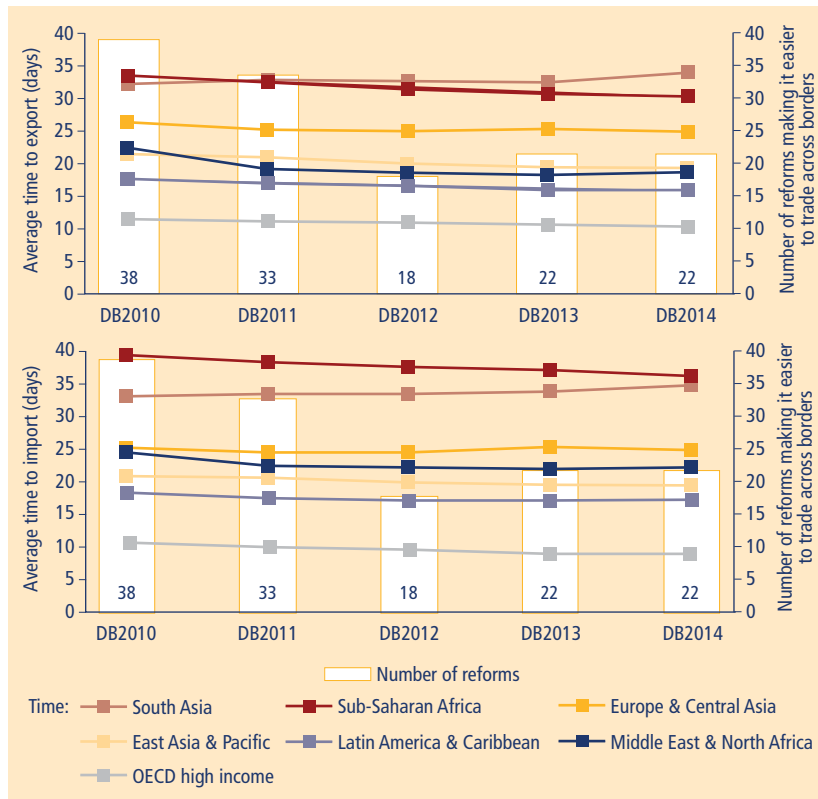
### WHAT HAVE WE LEARNED FROM 5 YEARS OF DATA?

Over the past 5 years *Doing Business* recorded 133 trade facilitation reforms around the world. Sub-Saharan Africa implemented the most reforms by far, with 46. During the same period, 70% of economies in that region implemented at least 1 reform. Europe and Central Asia as well as the Middle East and North Africa

Equally remarkably, 9 of the 10 economies that made the greatest progress toward the frontier in regulatory practice in trading across borders over the past 5 years are in Sub-Saharan Africa. In a region where trading across borders remains the most difficult, Angola, Burundi, Ethiopia, Lesotho, Rwanda, South Africa, Sudan, Uganda and Zambia took steps to make it easier for traders to trade with their overseas partners.

Globally the most common feature of trade facilitation reforms in all regions

FIGURE 17.3 Export and import times have fallen by an average of 2 days across regions since 2009



Note: To ensure accurate comparisons, the figure shows data for the same 183 economies for all years, from DB2010 (2009) to DB2014 (2013). The economies added to the *Doing Business* sample after 2009 and so excluded here are Barbados, Libya, Malta, Myanmar, San Marino and South Sudan. This figure uses regional classifications for 2013. Source: *Doing Business* database.

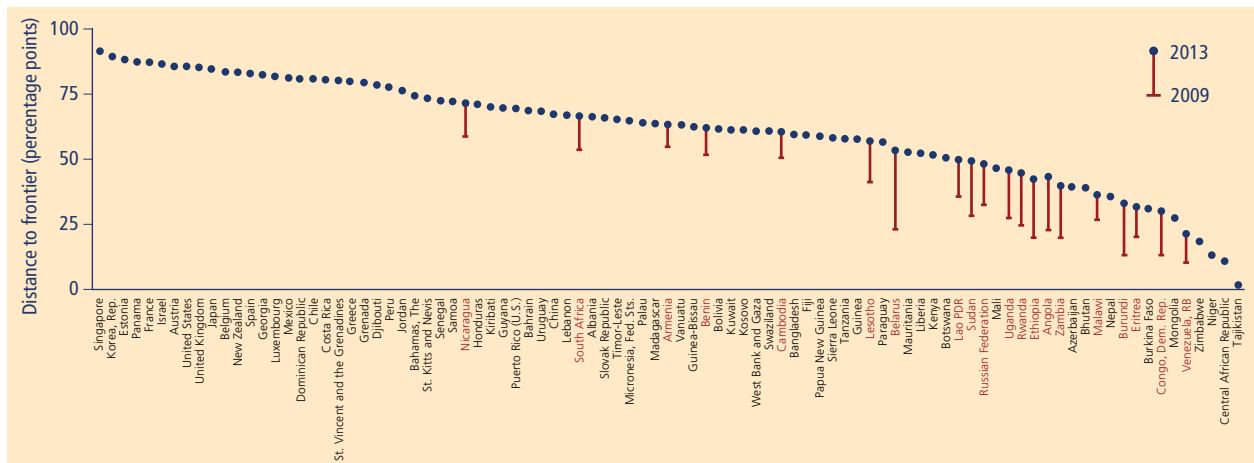
over the past 5 years was the introduction or improvement of electronic submission and processing of customs declarations. Improving customs administration and enhancing port procedures were the second and third most common features, especially in Sub-Saharan Africa and the Middle East and North Africa. The introduction or improvement of risk-based inspection systems has also facilitated trade, especially in Europe and Central Asia and Latin America and the Caribbean.

**NOTES**

This topic note was written by Jean Arlet, Iryna Bilotserkivska, Robert Murillo and Mikiko Imai Ollison.

1. The OECD Trade Facilitation Indicators (TFIs) measure the relative economic impact of addressing specific hurdles in the trade and border procedures in 133 countries. Moise and Sorescu (2013) provide further details on the methodology and findings from the TFIs. They find that the policy areas that seem to have the greatest impact on trade volumes and trade costs are the availability of trade-related information, the simplification and harmonization of documents, the streamlining of procedures and the use of automated processes.

FIGURE 17.4 Of the 10 economies making the greatest progress toward the frontier in trading across borders over the past 5 years, 9 are in Sub-Saharan Africa



Note: The distance to frontier scores shown in the figure indicate how far each economy is from the best performance achieved by any economy on the trading across borders indicators since DB2006 (2005). The scores are normalized to range between 0 and 100, with 100 representing the frontier. The data refer to the 183 economies included in DB2010 (though for practical reasons the figure does not show all 183). Barbados, Libya, Malta, Myanmar, San Marino and South Sudan were added in subsequent years. The vertical bars show the improvement in the 20 economies advancing the most toward the frontier in trading across borders between 2009 and 2013. Source: *Doing Business* database.



2. Djankov, Freund and Pham 2010. The authors determine how time delays affect international trade, especially the days it takes to move a standard cargo from the factory gate to the vessel. They use a gravity equation that controls for remoteness and find significant effects of time and costs on trade.
3. Freund and Rocha 2011. The authors use a modified gravity equation that controls for importer fixed effects and exporter remoteness to determine whether different types of export costs affect trade differently. A key conclusion is that inland transit delays have a robust negative effect on the value of exports.
4. Carballo, Graziano and Martincus 2013. The authors estimate the trade effects of customs delays on firm exports in Uruguay during 2002-11. Using a dataset that consists of nearly all export transactions in Uruguay during that period—with the associated time it took for each of these transactions to go through customs—the authors find a significant correlation between time delays and export flows. Effects are particularly severe for exports of time-sensitive products to secondary buyers in OECD economies.
5. *Doing Business* measures the time and cost (excluding tariffs) of exporting and importing a standardized 20-foot, 10-ton cargo container of goods by sea transport, except for the time and cost at sea. Because the *Doing Business* methodology only considers trade by sea transport, regional trade—which is becoming increasingly important for small and medium-size enterprises—might not be captured in regions such as Sub-Saharan Africa and Europe and Central Asia. To ensure comparability across economies, *Doing Business* assumes trade by sea transport because it accounted for 80% of the volume of global trade in 2012 (UNCTAD 2013).
6. Includes every official procedure but excludes the actual time at sea.
7. Djankov, Freund and Pham 2010.



# Enforcing contracts

- Enforcing contracts is easiest in Luxembourg, where resolving the standardized commercial dispute measured by *Doing Business* takes 321 days and 26 procedures and costs 9.7% of the value of the claim.
- *Doing Business* recorded 14 reforms making it easier to enforce contracts between June 2012 and June 2013—and 66 over the past 5 years.
- Côte d'Ivoire improved the most in the ease of enforcing contracts in 2012/13 after creating a specialized commercial court.
- Among regions, Sub-Saharan Africa made the most reforms in enforcing contracts over the past 5 years.
- Since 2009 Poland has made the greatest progress toward the frontier in regulatory practice in enforcing contracts.
- Introducing e-filing was a common feature of reforms making it easier to enforce contracts in the past 5 years, considerably streamlining court procedures.

For more information on good practices and research related to enforcing contracts, visit <http://www.doingbusiness.org/data/exploretopics/enforcing-contracts>. For more on the methodology, see the section on enforcing contracts in the data notes.

Efficient contract enforcement is essential for a business-friendly environment. It reduces informality, improves access to credit and increases trade. A study of 27 economies found that the informal sector's share in overall economic activity decreases with better contract enforcement quality, measured by a country-wide measure of rule of law, as well as by the firm's perception of the fairness of courts.<sup>1</sup> A study in Eastern Europe found that in economies with slower courts, firms tend to have less bank financing for new investments.<sup>2</sup> And recent research on East Asia and the Pacific found that simplifying contract enforcement was associated with higher international trade.<sup>3</sup>

*Doing Business* measures the time, cost and procedures involved in resolving a standardized commercial lawsuit between 2 domestic businesses through the local first-instance court. The dispute involves the breach of a sales contract worth twice the income per capita of the economy. The case study assumes that a seller delivers custom-made goods to a buyer who refuses delivery of the goods, alleging that they are of inadequate quality. To enforce the sales agreement, the seller files a claim with a local court, which hears arguments on the merits of the case. Before reaching a decision in favor of the seller, the judge appoints an expert who provides an opinion on the quality of the goods in dispute. This distinguishes the case from simple debt enforcement. The time, cost and procedures are measured throughout the 3 main phases of court proceedings: filing and service of process, trial and judgment, and enforcement.

The efficiency of courts continues to vary greatly around the world. Contract enforcement can take less than 10 months in New Zealand and Norway but almost

4 years in Bangladesh. The trial and judgment phase, which mainly involves exchanging briefs, appearing in court and obtaining a judgment—as well as corresponding waiting periods—is the most time-consuming one. On average it accounts for 64% of the time to resolve the standardized case measured by the enforcing contracts indicators.

There are also wide variations in the cost of contract enforcement, ranging from 21% of the value of the claim in OECD high-income economies to 51.6% in Sub-Saharan Africa. The largest expense is attorney fees to try cases and enforce judgments. On average such fees account for two-thirds of total costs.

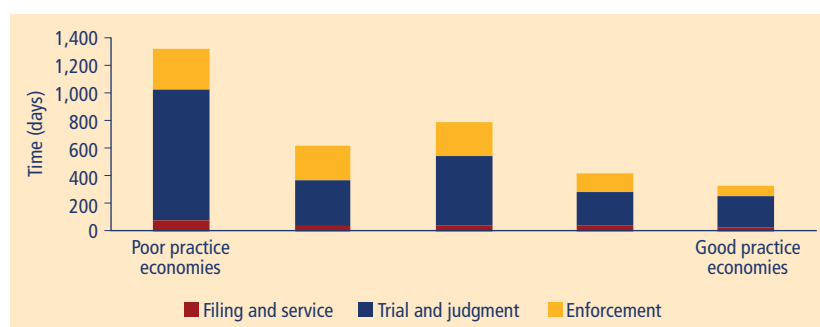
Among the 189 economies covered by *Doing Business*, Luxembourg has the top ranking on the ease of enforcing contracts. But contract enforcement is fastest in Singapore, where it takes just 150 days to resolve the standardized case measured by *Doing Business*. On average the enforcement phase—the period from when the time to file an appeal has elapsed until the plaintiff has recovered the value of the claim—accounts for 29.6% of the time for contract enforcement globally, but only 21.9% in the 5 top-ranked economies (figure 18.1).

---

## WHO REFORMED IN ENFORCING CONTRACTS IN 2012/13?

Between June 2012 and June 2013 *Doing Business* recorded 14 reforms making it easier to enforce contracts (table 18.1). During that time Côte d'Ivoire improved the most in the ease of enforcing contracts. After the postelectoral crisis of 2011, resolving a commercial dispute in Abidjan took 770 days. Civil courts

**FIGURE 18.1** The enforcement phase takes proportionally less time in the 5 top-ranked economies



*Note:* Poor practice economies are the 5 lowest-ranked economies on the ease of enforcing contracts. The second column represents the 5 economies ranked from 140 to 144 on the ease of enforcing contracts. The third column represents the 5 economies ranked from 93 to 97. The fourth column represents the 5 economies ranked from 45 to 49. Good practice economies are the 5 top-ranked economies. The filing and service phase is the period from when the plaintiff brings a lawsuit until process is served on the defendant. This includes seeking compliance with the contract outside of court, mandatory mediation if applicable, meeting with a lawyer, drafting the statement of claim, filing it with the court and serving it on the defendant. The trial and judgment phase is the period from when process is served on the defendant until the time to file an appeal has elapsed. This includes exchanging written briefs between the parties, 1 or more hearings, appointing an expert, writing the judgment and the appeal time. The enforcement phase is the period from when the time to file an appeal has elapsed until the plaintiff has recovered the value of the claim. This includes locating and seizing the defendant's movable assets, organizing and advertising the public sale, holding the sale and recovering the value of the claim.

*Source:* *Doing Business* database.

in Abidjan were backlogged, and commercial cases were stuck among civil cases. In 2012, to provide more suitable responses to business disputes, a stand-alone commercial court was created in Abidjan. In addition, professional judges were appointed to work with newly recruited lay judges. Today it takes 585 days to resolve a commercial dispute in Abidjan (figure 18.2).

Other economies also reformed in enforcing contracts in 2012/13. New Zealand implemented an electronic case management system that monitors and manages cases on court dockets from the filing of claims until judgments are issued, which should lead to lower costs and shorter resolution times. Palau made its courts more efficient by introducing e-filing. The system allows litigants to file complaints

electronically—increasing transparency, expediting the filing and service of process and preventing the loss, destruction or concealment of court records.

Making execution proceedings more efficient has also been a common feature of reforms in enforcing contracts. Three economies implemented such changes in 2012/13. In 2012 the Czech Republic established that for most cases, courts are no longer responsible for ordering execution proceedings and nominating executors, instead delegating execution proceedings to entrusted executors and making the process cheaper and faster. That same year Mauritius liberalized the enforcement officer profession, allowing winning parties to choose between private and court bailiffs to conduct enforcement proceedings.

China, Colombia, Mexico and Romania amended procedural rules for commercial cases, mainly to reduce backlogs, simplify and expedite court proceedings and limit obstructive tactics by the parties. New legislation adopted by China in August 2012 imposes more stringent rules on service of process and requires judgments to be made publicly available online.

Since June 2012 Italy has reduced attorney fees the most among all the economies measured. Judges were given an official fee schedule to determine attorney fees when agreements are not reached between attorneys and clients, which contributed to the adjustment of the market price for legal services and cut attorney fees by 6.8 percentage points, to 15% of the value of the claim.

**TABLE 18.1** Who made enforcing contracts easier in 2012/13—and what did they do?

Feature	Economies	Some highlights
Increased procedural efficiency at main trial court	China; Colombia; Estonia; Italy; Mexico; New Zealand; Romania	China made enforcing contracts easier by amending its Code of Civil Procedure to streamline and expedite court proceedings.
Made enforcement of judgment more efficient	Croatia; Czech Republic; Mauritius	The Czech Republic established that for most cases, courts are no longer responsible for ordering execution proceedings and nominating executors, instead delegating execution proceedings to entrusted executors.
Introduced or expanded specialized commercial court	Côte d'Ivoire; Togo	Côte d'Ivoire created a specialized commercial court.
Introduced electronic filing	Palau; Uzbekistan	Palau made enforcing contracts easier by introducing an e-filing system.

*Source:* *Doing Business* database.

## WHAT HAVE WE LEARNED FROM 5 YEARS OF DATA?

In the past 5 years *Doing Business* recorded 66 reforms that made it easier to enforce contracts (figure 18.3). Sub-Saharan Africa had the most reforms, with 22. Some economies in the region overhauled the organization of their courts or systems of judicial case management for commercial dispute resolution, but the main trend has been to introduce specialized commercial courts. Three other regions—East Asia and the Pacific, South Asia and the Middle East and North Africa—shortened litigation times.

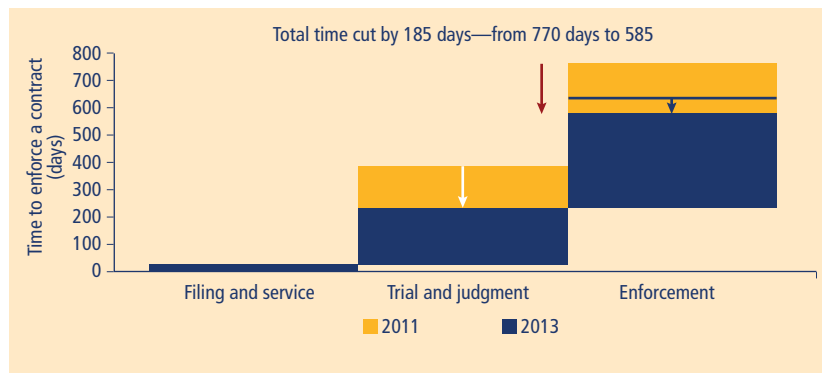
Over the years the most significant improvements in enforcing contracts have been made by economies that have introduced commercial courts, implemented case management systems or made e-filing readily available.

Since 2009 Poland has made the most progress toward the frontier in regulatory practice in enforcing contracts (figure 18.4). Poland has benefited from implementing a case management system, introducing an electronic court in Lublin, deregulating the bailiff profession, increasing the number of judges and amending the Civil Procedure Code.

The introduction of specialized courts tends to lead to greater specialization of judges—resulting in faster resolution times, cheaper contract enforcement, shorter court backlogs and increased efficiency.<sup>4</sup> Of the 189 economies covered by *Doing Business*, 90 have dedicated standalone courts for enforcing contracts, specialized commercial sections in existing courts or specialized judges in general civil courts. In the 10 Sub-Saharan economies that have introduced commercial courts or sections since 2003—Burkina Faso, Cameroon, the Democratic Republic of Congo, Côte d'Ivoire, Ghana, Mauritania, Mozambique, Nigeria, Rwanda and Togo—the average time to resolve the standardized case measured by *Doing Business* has reduced by 2.5 months.

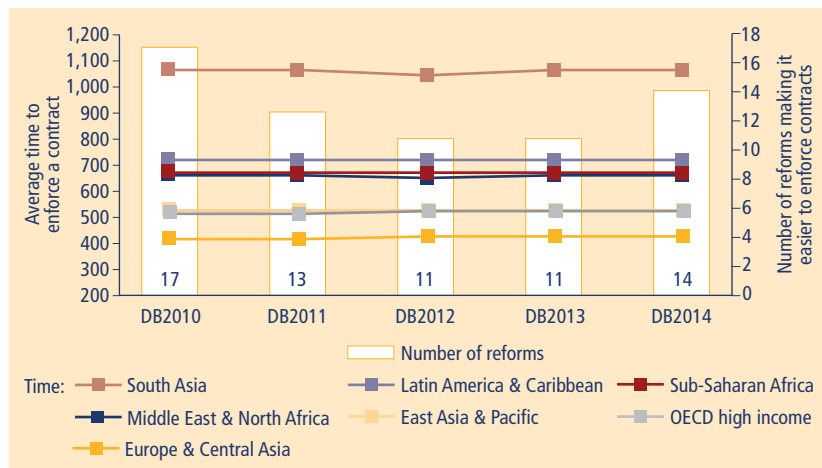
Other economies have made courts more efficient by introducing comprehensive case management systems that control the movement of cases through courts or the total workload of courts. Case management is often performed by judges but can also be done by court administrators, especially if fully automated. Benefits associated with efficient case management systems include better record-keeping and better assessments of judges' performance and workloads. Sophisticated systems, such as that of the Republic of Korea (described in this report's case study on the country's e-court system), can also include detailed statistics that allow for more efficient distribution of tasks among court officials. Such information facilitates reallocation of resources in courts and raises judiciary productivity.

FIGURE 18.2 Côte d'Ivoire introduced a commercial court and cut the time to enforce contracts



Note: The white arrow indicates the decrease in the time for trial and judgment. The blue arrow indicates the decrease in the enforcement time. The red arrow indicates the decrease in the total time.  
Source: *Doing Business* database.

FIGURE 18.3 Contract enforcement remains fastest in Europe and Central Asia



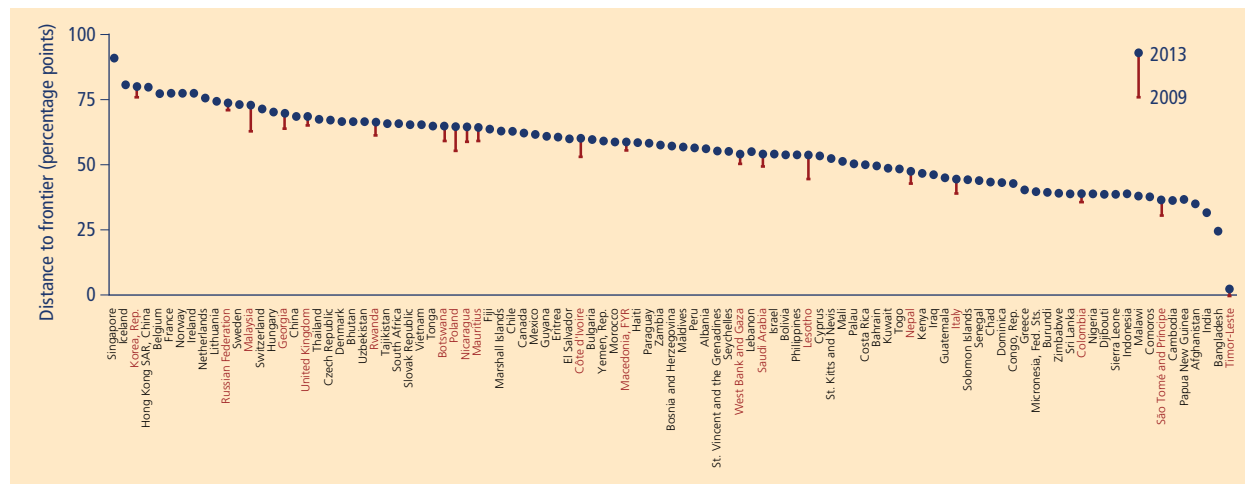
Note: To ensure accurate comparisons, the figure shows data for the same 183 economies for all years, from DB2010 (2009) to DB2014 (2013). The economies added to the *Doing Business* sample after 2009 and so excluded here are Barbados, Libya, Malta, Myanmar, San Marino and South Sudan. This figure uses regional classifications for 2013.  
Source: *Doing Business* database.

Some economies have paired the introduction of electronic case management with the implementation of e-filing, allowing for the electronic transmission of initial complaints and supporting documents to courts. Advanced e-filing systems usually also allow court users to pay fees online and deliver service of process electronically, resulting in speedier trials, lower storage costs, better access to courts and more reliable and efficient

service of process. In Malaysia, which introduced an electronic case management system and e-filing between 2009 and 2011, court backlogs were reduced by more than 50% and the time to enforce contracts by almost 30% by 2012.

Of the 10 top performers in enforcing contracts, 7 have introduced e-filing or specialized commercial courts—and 3 have both.

FIGURE 18.4 Poland has made the greatest progress toward the frontier in regulatory practice in enforcing contracts in the past 5 years



Note: The distance to frontier scores shown in the figure indicate how far each economy is from the best performance achieved by any economy on the enforcing contracts indicators since DB2004 (2003). The scores are normalized to range between 0 and 100, with 100 representing the frontier. The data refer to the 183 economies included in DB2010 (though for practical reasons the figure does not show all 183). Barbados, Libya, Malta, Myanmar, San Marino and South Sudan were added in subsequent years. The vertical bars show the improvement in the 20 economies advancing the most toward the frontier in enforcing contracts between 2009 and 2013.

Source: *Doing Business* database.

## NOTES

This topic note was written by Erica Bosio and Julien Vilquin.

1. Dabla-Norris and Inchauste Comboni 2008.
2. Safavian and Sharma 2007.
3. Duval and Utoktham 2009.
4. Djankov and others 2003.



# Resolving insolvency

- Creditors of firms facing insolvency in Japan have higher recovery rates than in other economies.
- *Doing Business* recorded 12 reforms aimed at improving insolvency proceedings between June 2012 and June 2013 and 92 in the past 5 years.
- The Philippines made the biggest improvement in the efficiency of insolvency proceedings in the past year.
- The Czech Republic has made the most progress toward the frontier in regulatory practice in resolving insolvency since 2009.
- Common features of insolvency reforms in the past 5 years include passing new bankruptcy laws, eliminating formalities and tightening time limits of insolvency proceedings, and regulating the profession of insolvency administrators.
- OECD high-income economies had the biggest increase in the recovery rate in the past 5 years, while Europe and Central Asia had the most insolvency reforms.

For more information on good practices and research related to resolving insolvency, visit <http://doingbusiness.org/data/exploretopics/resolving-insolvency>. For more on the methodology, see the section on resolving insolvency in the data notes.

The financial crisis tested insolvency frameworks around the world. In the United States the number of business insolvency filings rose from 39,307 in 2008 to 55,645 in 2009. Though the number of new cases fell after 2009—to 51,259 in 2010 and 43,470 in 2011—not until 2012 did the system return to precrisis filing levels.<sup>1</sup> In Western Europe corporate insolvency filings rose 22% between 2008 and 2009, with the biggest increases in Ireland (81%) and Spain (77%).<sup>2</sup>

Western Europe is still far from returning to its precrisis numbers. At the end of 2011 corporate insolvency filings were still 17% higher than in 2008. Between 2008 and 2012 Spain recorded one of the biggest increases—182%. In 2012 alone the number of corporate insolvency filings in Spain jumped from 5,666 to 7,780.<sup>3</sup> The increase in corporate insolvency filings in Ireland between 2008 and 2012 was nearly as staggering—118%. But Ireland has shown some improvement, with only negligible increases between 2011 and 2012.<sup>4</sup>

Weaknesses of insolvency regimes become apparent during crises. When a weak insolvency framework does not provide for effective formal and out-of-court mechanisms to address financial distress, more debts remain unresolved and more companies languish, unprofitable but with their assets unavailable to their creditors and little chance of turnaround. An insolvency framework that allows debtors and creditors to find solutions through fast, inexpensive, transparent procedures can facilitate debt repayment, encourage lending and lead to a higher survival rate for viable enterprises. A recent study shows that Brazil's 2005 reform, which established greater protection for secured

creditors, led to a significant reduction in the cost of debt and an increase in both short-term and long-term debt.<sup>5</sup>

To analyze the efficiency of insolvency frameworks across economies, *Doing Business* measures the time, cost and outcome of insolvency proceedings involving domestic entities. The time for creditors to recover loans is recorded in calendar years. The cost of proceedings is recorded as a percentage of the value of the debtor's estate. The recovery rate for creditors depends on whether the distressed company emerges from the proceedings as a going concern or its assets are sold piecemeal. The rate is recorded as cents on the dollar recouped by secured creditors through reorganization, liquidation or debt collection (foreclosure or receivership) proceedings. If an economy had no reorganization, liquidation, receivership or foreclosure cases over the past 5 years, it receives a "no practice" classification—meaning that creditors are unlikely to recover their money through a formal legal process, in or out of court. Rankings on the ease of resolving insolvency are based on the recovery rate, which is affected by the time, cost and outcome associated with the most likely insolvency procedure applicable to the indicator's case study in each economy.

*Doing Business* analyzes 1 of the 4 types of procedures that may apply to an insolvent firm: reorganization, liquidation, receivership and foreclosure. These procedures differ in 3 main ways: the extent to which they allow secured creditors to recover their debt, the likelihood that a viable business will continue operating as a going concern after insolvency proceedings and the extent to which the concerns of unsecured creditors are addressed.



Reorganization has the advantage of addressing debts of all creditors, secured and unsecured, and allows viable businesses to continue operating as a going concern. This is the most economically efficient outcome for the *Doing Business* case study, since it assumes a company that is viable. Liquidation also addresses the concerns of all creditors collectively, though the business is usually shut down upon the completion of proceedings. In receiverships, where a secured creditor takes over the operation of the debtor's company to protect its collateral, the business may continue operating as a going concern. But the secured creditor is in full control of the process, not allowing unsecured creditors to participate at all. At the same time, the receiver is obligated to pay unsecured creditors if there are sufficient funds after the secured creditor has been paid in full. Finally, foreclosures may maximize the interests of secured creditors but do not allow the continuation of the business and ignore the concerns of unsecured creditors.

The highest recovery rates are recorded in economies where reorganization is the most common insolvency proceeding

(figure 19.1). Recovery rates vary significantly among economies where liquidation is the most common procedure because of major differences in the legal institutions (such as courts and insolvency representatives) applying the insolvency framework. Individual debt enforcement proceedings (receiverships and foreclosures) result in comparatively high recovery rates for secured creditors, though unsecured creditors receive nil returns. Finally, *Doing Business* has observed 19 “no practice” economies, where the recovery rate is recorded as zero.

### WHO REFORMED IN RESOLVING INSOLVENCY IN 2012/13?

Between June 2012 and June 2013 *Doing Business* recorded 12 reforms aimed at making resolving insolvency easier (table 19.1). Most reforms were recorded in Europe and Central Asia and Sub-Saharan Africa.

Promoting reorganization was a common feature of several recent reforms. Croatia established an expedited out-of-court restructuring procedure with strict

timeframes, while Moldova introduced the option of prepackaged reorganizations. Rwanda instituted a moratorium on enforcement actions during reorganizations, and Ukraine adopted a new insolvency framework that strengthened protections of secured creditors, introduced debt-equity swaps and streamlined the insolvency process.

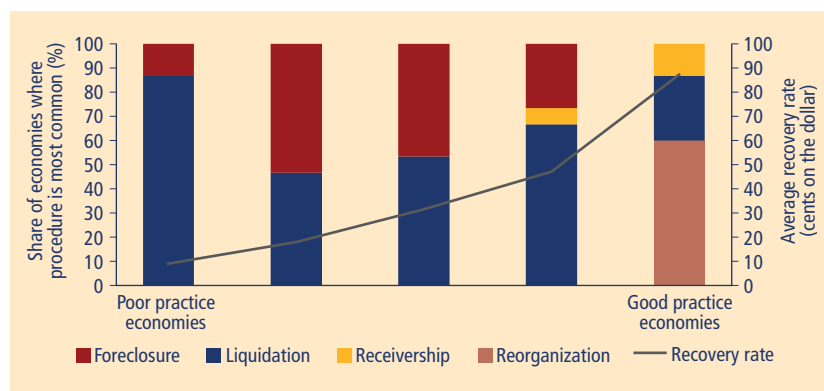
Italy made its restructuring proceedings more accessible and flexible. Debtors can now take advantage of a moratorium on creditor collection actions to allow sufficient time to negotiate and develop a restructuring plan. Before this change, debtors applying for restructuring proceedings had to propose a plan at the time of commencement, which discouraged many from seeking restructuring and caused them to pursue liquidation instead. As a result of the reform viable businesses have a better chance of coming through restructuring and continuing to operate as a going concern.

### WHAT HAVE WE LEARNED FROM 5 YEARS OF DATA?

In the past 5 years *Doing Business* recorded 92 insolvency reforms in 62 economies (figure 19.2). These reforms have different purposes and objectives and can be classified into 2 categories: foundational and evolutionary. Foundational reforms create an insolvency framework or establish new insolvency procedures and usually require legislative action. Evolutionary reforms improve existing procedures by strengthening the legal framework or the institutions applying it, to achieve the most economically efficient outcomes.

Economies undertaking foundational reforms usually have no formal insolvency regime, and creditors mostly rely on individual proceedings as a means of debt enforcement in cases of debtor default. Individual court proceedings such as foreclosures can be effective for returning secured creditors' investment but do not allow the reorganization and rescue of a viable business, which maximizes the economic value of debtors' assets. To address these problems, most economies have adopted insolvency frameworks with one or more collective debt proceedings.

**FIGURE 19.1** Higher recovery rates are more likely in economies where reorganization is the most common insolvency proceeding



Note: Poor practice economies are the 15 lowest-ranked economies on the ease of resolving insolvency, excluding “no practice” economies. The second column represents the 15 economies ranked from 135 to 149 on the ease of resolving insolvency. The third column represents the 15 economies ranked from 88 to 102. The fourth column represents the economies ranked from 40 to 54. Good practice economies are the 15 top-ranked economies. The line refers to the average recovery rate for the 15 economies represented by each column. Reorganization is the process aimed at restoring the financial health and viability of a debtor's business so that it can continue to operate as a going concern. Liquidation is the process of assembling and selling the assets of an insolvent debtor in order to dissolve it and distribute the proceeds to its creditors. Liquidation may include a piecemeal sale of the debtor's assets or a sale of all or most of its assets as a going concern. Receivership is the process of appointing a receiver to take custody of the business of a defaulting debtor for the benefit of secured creditors. Foreclosure is the process of taking possession of a mortgaged property as a result of the debtor's failure to keep up mortgage payments in order to sell the property and distribute the proceeds to its creditors. Source: *Doing Business* database.

TABLE 19.1 Who made resolving insolvency easier in 2012/13—and what did they do?

Feature	Economies	Some highlights
Increased the likelihood of successful reorganization	Israel; Italy; Moldova; Rwanda; Ukraine	Italy extended moratorium protections to the period when restructuring plans are being prepared, granted priority to postcommencement financing and allowed debtors under restructuring to participate in public tenders.
Regulated profession of insolvency administrators	The Bahamas; Belarus; Moldova; Ukraine	The Bahamas clearly defined professional requirements, duties, powers and remuneration of insolvency practitioners and liquidators.
Eliminated formalities or introduced or tightened time limits	Moldova; Rwanda; Tanzania; Ukraine	Moldova shortened statutory periods for several stages of insolvency proceedings, including the maximum duration of liquidation and restructuring procedures, and reduced opportunities for appeal.
Established or promoted reorganization, liquidation or foreclosure procedures	Democratic Republic of Congo; Djibouti	The Democratic Republic of Congo and Djibouti established clear frameworks for 3 proceedings—preventive settlement, composition with creditors and liquidation.
Strengthened the rights of secured creditors	Italy; Ukraine	Ukraine allowed creditors to file claims after statutory deadlines and granted secured creditors the right to veto proposed rehabilitation plans.
Introduced framework for out-of-court restructurings	Croatia; Mauritius	Croatia established a prebankruptcy settlement procedure.

Source: *Doing Business* database.

Nearly a third of the reforms in the past 5 years were foundational. Two economies with recent foundational reforms are the Democratic Republic of Congo and Djibouti. The Democratic Republic of Congo established new legal frameworks for liquidation and reorganization proceedings in 2012, implementing provisions of the Organization for the Harmonization of Business Law in Africa's Uniform Act Organizing Collective Proceedings for Wiping Off Debts. Djibouti adopted a new

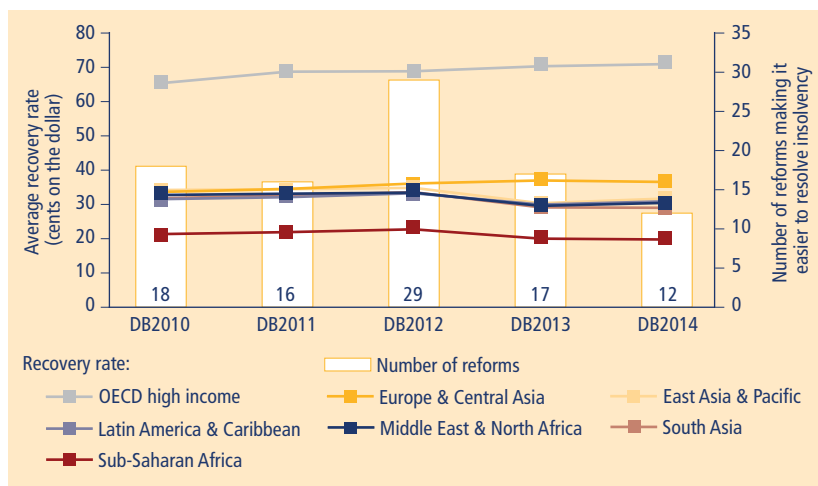
Commercial Code that largely follows the provisions in that act.

Economies undertaking evolutionary reforms already have insolvency frameworks with one or more collective proceedings, but aspects of these frameworks need improvement. A successful insolvency framework consists of more than comprehensive laws and regulations—it encompasses established practices related to insolvency proceedings

as well as effective institutions in charge of implementing regulations and maintaining established practices, such as applicable courts and insolvency representatives. Evolutionary reforms improve regulations and institutions and remedy problems identified through practice.

Just over two-thirds of the reforms in the past 5 years were evolutionary. Such reforms include creating specialized bankruptcy courts, expediting insolvency proceedings, making business operations during reorganization easier and regulating the profession of insolvency representatives.

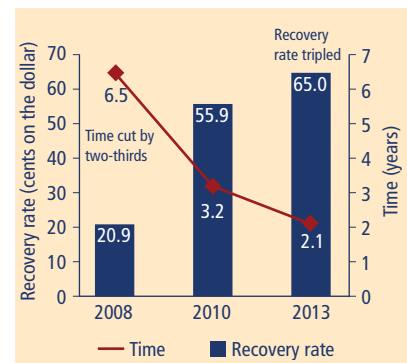
FIGURE 19.2 OECD high-income economies have consistently had the highest recovery rate



Note: To ensure accurate comparisons, the figure shows data for the same 183 economies for all years, from DB2010 (2009) to DB2014 (2013). The economies added to the *Doing Business* sample after 2009 and so excluded here are Barbados, Libya, Malta, Myanmar, San Marino and South Sudan. This figure uses regional classifications for 2013.

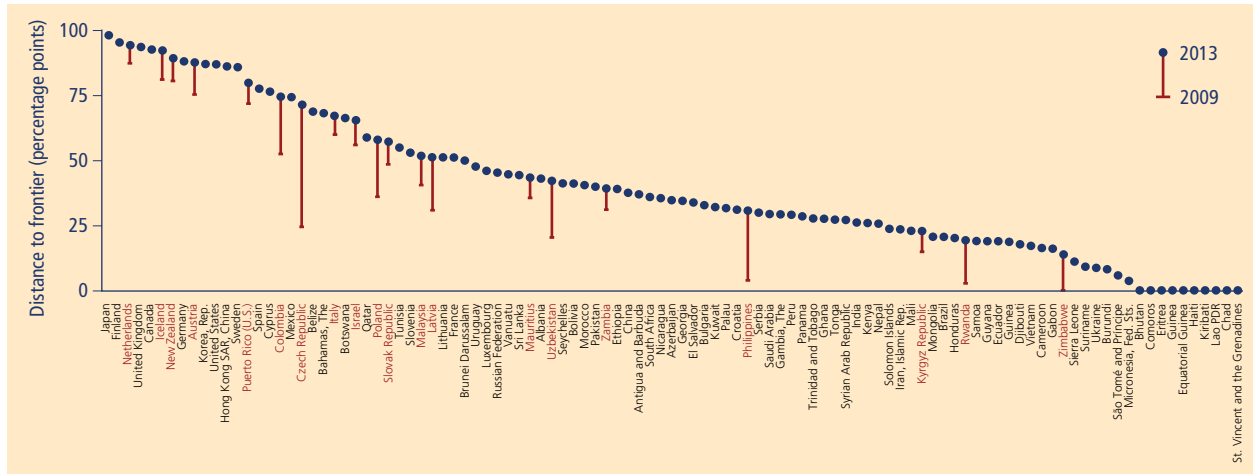
Source: *Doing Business* database.

FIGURE 19.3 The Czech Republic made insolvency proceedings more efficient



Source: *Doing Business* database.

FIGURE 19.4 The Czech Republic has advanced the most toward the frontier in resolving insolvency in the past 5 years



Note: The distance to frontier scores shown in the figure indicate how far each economy is from the best performance achieved by any economy on the resolving insolvency indicators since DB2004 (2003). The scores are normalized to range between 0 and 100, with 100 representing the frontier. The data refer to the 183 economies included in DB2010 (though for practical reasons the figure does not show all 183). Barbados, Libya, Malta, Myanmar, San Marino and South Sudan were added in subsequent years. The vertical bars show the improvement in the 20 economies advancing the most toward the frontier in resolving insolvency between 2009 and 2013.

Source: *Doing Business* database.

The Czech Republic provides a good example of successful evolutionary reforms, achieving some of the biggest improvements in the past 5 years as measured by *Doing Business* by continuously strengthening its insolvency framework. A new insolvency law went into effect in 2008 and declared reorganization the preferred method of resolving insolvency. Liquidation and reorganization proceedings were streamlined, and insolvency representatives became subject to educational and professional requirements as well as stricter government oversight.

Application of the new regulations identified some inefficiencies that led to further reforms in 2009 and 2012. By 2011 reorganization was the most common insolvency procedure in the Czech Republic, and survival of distressed but viable companies was the prevailing outcome. By 2013 the time to complete insolvency proceedings had fallen by 4.4 years compared with 2008 (figure 19.3). The recovery rate of creditors in the Czech Republic more than tripled over the past 6 years (from 20.9 cents on the dollar in 2008 to 65.0 cents on the dollar in 2013).

Examples like the Czech Republic, as well as many other economies, show that meaningful improvements to insolvency systems require sustained, continuous efforts. Foundational reforms can produce results, but they are often insufficient to facilitate the most economically efficient outcomes of insolvency proceedings—the reorganization of businesses that are economically viable and the liquidation of businesses that are not. By implementing both foundational and evolutionary reforms over the past 5 years, economies have significantly narrowed the gap with the frontier in regulatory practice in resolving insolvency (figure 19.4).

In many cases effects of reforms are not immediately evident, and it may take several years before they can be quantified. An absence of instant results should not discourage economies from adopting further reforms and continuing to improve the insolvency framework. A good example is the Philippines, the economy that made the biggest improvement in the efficiency of insolvency proceedings in 2012/13. The new insolvency law that led to this improvement—the Financial

Rehabilitation and Insolvency Act of 2010—was adopted in July 2010, but its impact was felt in the resolving insolvency indicators only in 2012/13.

## NOTES

This topic note was written by Fernando Dancausa, Rong Chen and Olena Koltko.

1. United States Courts: Bankruptcy Statistics, <http://www.uscourts.gov/Statistics/BankruptcyStatistics.aspx>. Statistics represent business filings under Chapter 11 and Chapter 7 of the U.S. Bankruptcy Code.
2. Creditreform 2010. <http://www.insolvencyjournal.ie/stats>. Statistics represent corporate insolvency filings that include both liquidations and reorganizations.
3. Instituto Nacional de Estadística, <http://www.ine.es/>. Statistics represent corporate insolvency filings that include both liquidations and reorganizations.
4. Creditreform 2012. <http://www.insolvencyjournal.ie/stats>. Statistics represent corporate insolvency filings that include both liquidations and reorganizations.
5. Funchal 2008.



# Annex: employing workers

- Thirteen economies implemented reforms in labor regulation affecting the *Doing Business* indicators on employing workers between June 2012 and June 2013; 51 did so in the past 5 years.
- This annex highlights 3 of the 29 areas of labor regulation measured: probationary period, paid annual leave and length of the workweek.
- Most economies set 3–6 months as the maximum duration for probationary periods.
- Seventy-nine economies provide 15–21 days paid annual leave, consistent with International Labour Organization (ILO) Convention 132 on holidays with pay.
- One hundred and seventy-eight economies limit employees' workweek in manufacturing to 6 or fewer days, complying with ILO Convention 14 on the length of the workweek.

For more information on the methodology for the employing workers indicators, see the section on employing workers in the data notes or visit <http://www.doingbusiness.org/data/exploretopics/employing-workers>.

Rules governing relations between employers and employees are a key component of an economy's regulatory environment. All economies covered by *Doing Business* have some type of labor regulations. These regulations most commonly address areas where labor markets do not work efficiently and equitably. Examples include information asymmetries between employers and employees, uneven bargaining power between the 2 parties and insufficient insurance against risks related to employment (such as loss of employment).

These types of market imperfections can result in inefficient and unjust outcomes and should be addressed by labor laws. But it is possible to have excessively burdensome regulation that is counterproductive, adversely affecting the interests of the people (employees) the regulation is intended to protect. Overly rigid labor regulations can slow job creation and hinder economic performance. Well-functioning employment laws address the imperfections of labor markets without imposing excessive rigidities on the economy.<sup>1</sup>

*Doing Business*, through its employing workers indicators, measures flexibility in regulation of employment relating to hiring, work scheduling, redundancy rules and redundancy costs. These measures are fully consistent with the conventions of the International Labour Organization (ILO) but focus on formal labor regulations rather than whether such regulations are enforced in practice.<sup>2</sup> To make data comparable across 189 economies, *Doing Business* uses a standardized case study that assumes, among other things, a limited liability manufacturing company with 60 employees.

## HIGHLIGHTS FROM THE EMPLOYING WORKERS DATA

*Doing Business* covers 29 areas related to employing workers, all listed in the employing workers data section on the *Doing Business* website and summarized at the end of this report. This year's report highlights 3 of them: probationary period, paid annual leave and length of the workweek.

### Probationary period

The probationary period is a fixed-length monitoring period imposed on new employees to determine whether they have the skills and abilities needed to perform the work agreed to in their employment contracts. By asking new employees to serve probationary periods, businesses can gain important information on the workers' skills, work quality and habits, and level of cooperation. If employers are not satisfied, they can terminate the employment contracts of workers under probation with more flexible conditions than for regular workers.<sup>3</sup> The probationary period can make the transition of young workers into the labor market easier because it provides them with training opportunities and removes some of the risks to employers of hiring employees with little or no work experience.

Probation also provides an opportunity for new employees to acquire organizational and professional knowledge while displaying their skills. Because learning processes are gradual, employees acquire the abilities needed to perform their jobs adequately only after a certain period, at the end of which their performance can be evaluated.<sup>4</sup>

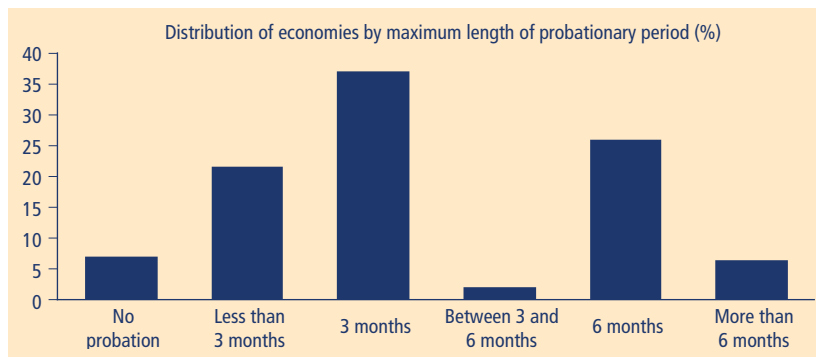
But if some critical elements are overlooked, probation provisions might fail to generate the expected benefits. First, in economies with rigid employment contracts, employers might seek flexibility by abusing probation and hiring workers only for the trial period, then replacing them at the end of their probation. As a solution some labor laws set a maximum number of trial workers for a single position.

Second, efficient regulations should set the probationary period for an appropriate duration. If the probationary period is too short, employers will not be able to correctly assess new employees.

Moreover, new employees will not be able to receive sufficient training for their jobs. Conversely, workers might lack adequate protection if an excessively long probationary period is allowed. Jobs entailing complex tasks typically require longer learning horizons, so in many economies trial periods tend to be longer for positions requiring greater skills and specialization.<sup>5</sup>

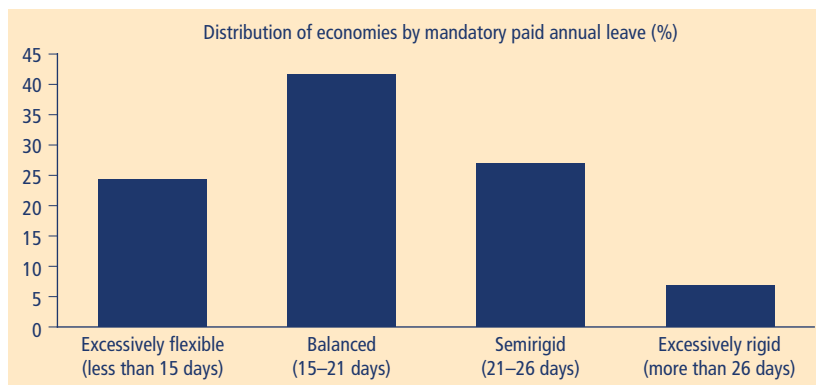
Among the 189 economies covered by *Doing Business*, 7% do not allow any probation, 59% allow a probationary period of 3 months or less, 2% allow between 3 and 6 months and 32% allow 6 months or more (figure 20.1).

**FIGURE 20.1** The most common maximum limits for probationary periods are 3 and 6 months



Source: *Doing Business* database.

**FIGURE 20.2** More than 40% of economies balance flexibility and protection in mandatory paid annual leave



Note: The designation *excessively flexible* accords with ILO Convention 132, which states that paid annual leave should not be less than 3 working weeks (15 working days if a 5-day workweek is assumed). The designations *semirigid* and *excessively rigid* are based on the final report of the Employing Workers Consultative Group. Paid annual leave refers to economy averages for workers with 1, 5 and 10 years of tenure.

Source: *Doing Business* database.

## Paid annual leave

Paid annual leave is the time that employees are granted leave with social protection and income. Paid annual leave is in addition to public holidays, sick leave, weekly rest, and maternity and paternal leave. According to ILO Convention 132 on holidays with pay, employees have the right to 3 weeks of paid leave a year. The *Doing Business* paid annual leave indicator shows that 24% of economies provide less than 3 weeks of paid annual leave—provisions that can be characterized as excessively flexible. For example, average paid annual leave in Hong Kong SAR, China for workers with 1, 5 and 10 years of tenure is 10.33 days.

More than 40% (79) of the economies covered by *Doing Business* balance flexibility and worker protection by offering 15–21 days of paid annual leave (figure 20.2).<sup>6</sup> Examples include Cambodia, where the average is 19.33 days, and the Netherlands, where it is 20.

Economies with different income levels tend to have different provisions for paid annual leave. On average, upper-middle-income and lower-middle-income economies mandate less paid annual leave than do high- and low-income economies (figure 20.3). The formal sectors of low-income economies provide the most days of mandatory paid annual leave. But in these economies the formal sector does not include most workers, so this benefit is available to only a small group of workers.

## Length of the workweek

Regulation on the maximum number of workdays per week is among the main subjects of labor legislation. A proper amount of weekly rest is needed to ensure high productivity and work efficiency while maintaining employees' physical and mental health. While ensuring that workers are entitled to sufficient time off, labor legislation should also provide firms with the flexibility they need to shape their operations around market dynamics.

In 166 of the 189 economies covered by *Doing Business*, labor regulations balance flexibility and worker protection by limiting the length of the workweek

to between 5.5 and 6 days (figure 20.4). Conversely, in 11 economies labor legislation is excessively flexible, allowing employees to work 7 days a week in case of need. Finally, in 12 of the economies covered, weekly rest provisions prohibit firms from employing workers for more than 5 days a week. In Ghana the maximum number of working days per week is 5. In Austria, Latvia, the Netherlands and Sweden it is 5.5. In Barbados, New Zealand and Puerto Rico (territory of the United States) it is 7.

Most of the economies covered by *Doing Business* have balanced provisions. This is true across all income groups. But when focusing on economies with excessively rigid or flexible workweek regulations, some interesting trends emerge. More than 10% of low-income economies limit the workweek to 5 days. Conversely, when workweek regulations are off balance in high-income and lower-middle-income economies, it is often because of excessive flexibility (figure 20.5).


### WHO REFORMED IN EMPLOYING WORKERS IN 2012/13?

In 2012/13, 13 economies changed their labor regulations in ways that affect the *Doing Business* indicators on employing workers (table 20.1). Of these, 7 economies changed their laws to increase labor market flexibility, while 6 did the opposite. Of those 7 economies, 2 are in the OECD high-income group and 2 are in East Asia and the Pacific. While most of the changes increasing labor market flexibility focused on redundancy costs or procedures, 2 economies introduced a minimum wage for the first time.

### WHAT HAVE WE LEARNED FROM 5 YEARS OF DATA?

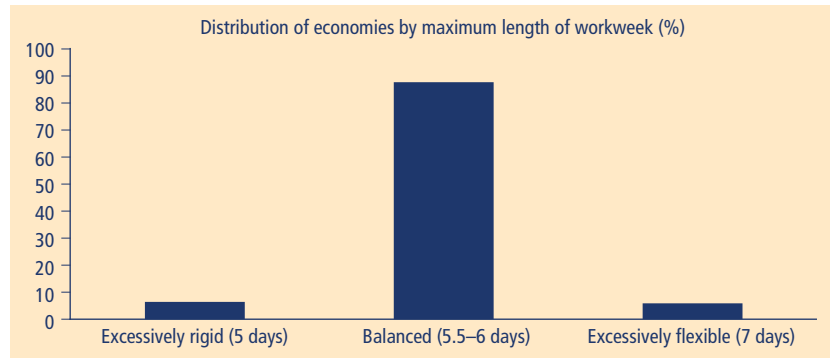
In the past 5 years 51 economies implemented 69 reforms affecting the employing workers indicators (figure 20.6). OECD high-income economies made the most changes, with 24, followed by Europe and Central Asia with 17, Sub-Saharan Africa with 8 and East Asia and the Pacific with 7.

FIGURE 20.3 Upper-middle-income economies require the least paid annual leave



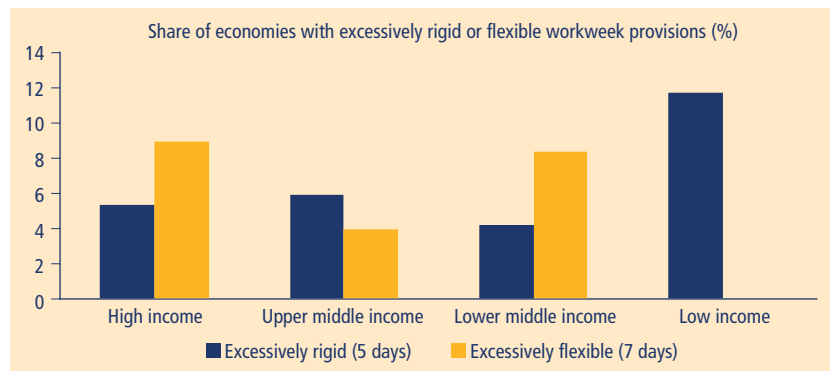
Note: Paid annual leave refers to economy averages for workers with 1, 5 and 10 years of tenure. Source: *Doing Business* database.

FIGURE 20.4 Almost 90% of economies balance flexibility with worker protection in setting the maximum length of the workweek



Note: The designation *excessively flexible* accords with ILO Convention 14, which states that all staff in any industrial undertaking should enjoy in every period of 7 days a period of rest comprising at least 24 consecutive hours. The designation *excessively rigid* is based on the final report of the Employing Workers Consultative Group. Source: *Doing Business* database.

FIGURE 20.5 More than 10% of low-income economies limit the workweek to 5 days



Note: The designation *excessively flexible* accords with ILO Convention 14, which states that all staff in any industrial undertaking should enjoy in every period of 7 days a period of rest comprising at least 24 consecutive hours. The designation *excessively rigid* is based on the final report of the Employing Workers Consultative Group. Source: *Doing Business* database.



TABLE 20.1 Who changed labor legislation in 2012/13?

Feature	Economies	Some highlights
Hiring rules	Bahrain; Czech Republic; Malaysia; Niger; Slovak Republic; Spain; West Bank and Gaza	Bahrain restricted previously unlimited fixed-term contracts to 5 years. The Czech Republic abolished the lower minimum wage for an apprentice. Malaysia and West Bank and Gaza implemented a minimum wage in the private sector for the first time. Niger extended the maximum cumulative duration of fixed-term contracts from 24 months to 48. The Slovak Republic decreased the maximum duration of fixed-term contracts from 36 months to 24. Spain restricted previously unlimited fixed-term contracts to 12 months.
Redundancy costs and procedures	Ireland; Portugal; Slovak Republic; Slovenia; United Kingdom; Vietnam	Ireland removed the third-party notification requirement for terminating a redundant worker. Portugal eliminated the priority rules that applied to redundancy dismissals or layoffs. The Slovak Republic reintroduced the obligation to notify an employee's representatives upon termination of the employment relationship and mandatory severance pay for employees who worked at a company for more than 2 years. Slovenia shortened notice periods, decreased severance payments in cases of redundancy dismissal and eliminated priority rules for reemployment. The United Kingdom increased the cap on weekly wage provided to employees on the severance payment. Vietnam abolished priority rules for redundancies.
Work scheduling	Hungary; Portugal	Hungary lowered the premium for work performed at night or on a weekly rest day. Portugal reduced the wage premium for weekly holiday work, the time worked beyond the standard workweek, from 100% to 50%.

Source: *Doing Business* database.

Governments in Sub-Saharan Africa focused on reforming redundancy cost and work scheduling provisions. For example, Togo increased the wage premium for weekly holiday work in 2012.

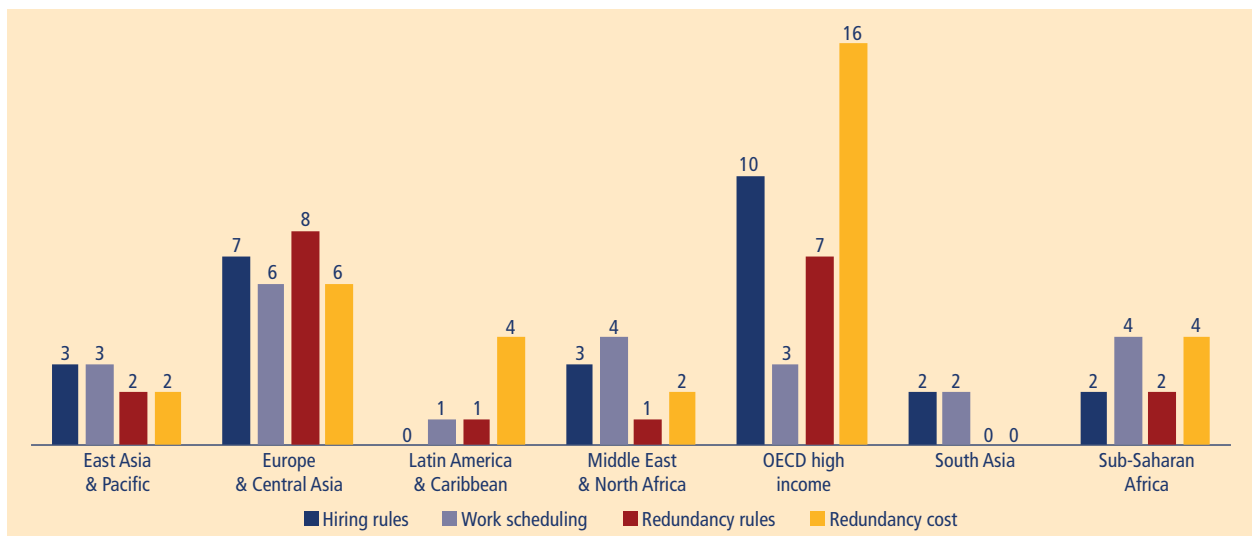
In 2010 Zimbabwe reduced severance payments to redundant workers; these were perceived by the authorities as being high, providing perverse incentives to employers not to hire. In 2009 Mauritius

implemented a number of changes, including an increase in mandatory annual leave, removal of the obligation for third-party approval in cases of redundancy dismissal and a reduction of the notice period in cases of redundancy, which was longer than in other economies in the region.

Governments in OECD high-income economies followed a different pattern. On the one hand they focused on reforming regimes for fixed-term contracts, generally allowing them to run longer. For example, in 2012 the Czech Republic increased the maximum duration of fixed-term contracts to 36 months, and to 108 months including all renewals. On the other hand, 5 labor regulation changes introduced by OECD high-income economies in the past 5 years either shortened the required notice period or reduced severance payments in cases of redundancy dismissal. Today the average notice period globally is 5.1 weeks and the average severance payment is 11.9 weeks of salary. Five years ago these averages were 5.25 weeks and 12.3 weeks. The changes were usually linked to efforts to increase labor market flexibility as part of strategies aimed at boosting employment.

Economies in Latin America and the Caribbean focused on reforms related

FIGURE 20.6 Since 2009 governments in every region have implemented reforms affecting different areas of labor regulation



Note: A single regulatory reform can affect more than 1 of the 4 areas covered by the employing workers indicators.

Source: *Doing Business* database.

to redundancy costs, generally changing the required notice period for employees or the severance pay applicable in cases of redundancy dismissal. One such change occurred in Belize in 2013. The number of labor regulation reforms in Europe and Central Asia has been significant, and the reforms are evenly distributed among the different areas measured by the employing workers indicators.

---


## NOTES

This annex was written by Raian Divanbeigi, Dorina Georgieva, Jiawen Pan and Morgann Ross.

1. World Bank 2013b.
2. The employing workers indicators do not cover any of the ILO core labor standards, such as the right to collective bargaining, the elimination of forced labor, the abolition of child labor and equitable treatment in employment practices.
3. Zhang 2012.
4. Riphahn and Thalmaier 1999.
5. Pierre and Scarpetta 2004.
6. As noted in figures in this annex, some designations relating to paid annual leave as well as length of the workweek are based on the final report of the Employing Workers Consultative Group, whose members included the ILO, International Trade Union Confederation (ITUC), International Organisation of Employers (IOE) and Organisation for Economic Co-operation and Development (OECD). More information about the consultative group can be found on the *Doing Business* website.

# References

- Abdul Aziz, Saliza, and Kamil Md. Idris. 2012. "The Determinants of Tax E-filing among Tax Preparers in Malaysia." *World Journal of Social Sciences* 2 (3): 182-88.
- Acemoglu, Daron, Simon Johnson and James A. Robinson. 2002. "Reversal of Fortunes: Geography and Institutions in the Making of the Modern World Income Distribution." *Quarterly Journal of Economics* 117 (4): 1231-94.
- Alesina, Alberto, Silvia Ardagna, Giuseppe Nicoletti and Fabio Schiantarelli. 2005. "Regulation and Investment." *Journal of the European Economic Association* 3 (4): 791-825.
- Alonso Ledesma, Carmen. 2007. "Algunas reflexiones sobre la función (la utilidad) del capital social como técnica de protección de los acreedores." *Estudios de derecho de sociedad e y derecho concursal: Libro homenaje al Profesor Rafael García Villaverde*. Madrid: Marcial Pons.
- Alvarez Voullième, Carlos, Constanza Capdevila de la Cerda, Fernando Flores Labra, Alejandro Foxley Rioseco and Andrés Navarro Haeussler. 2006. "Information and Communication Technologies in Chile: Past Efforts, Future Challenges." In *Global Information Technology Report 2005-2006*. Hampshire: Palgrave Macmillan.
- Amin, Mohammad. 2009. "Labour Regulation and Employment in India's Retail Stores." *Journal of Comparative Economics* 37: 47-61.
- Amiti, Mary, and Amit K. Khandelwal. 2011. "Import Competition and Quality Upgrading." *Review of Statistics and Economics* 95 (2): 476-90.
- Antunes, Antonio, and Tiago Cavalcanti. 2007. "Start Up Costs, Limited Enforcement, and the Hidden Economy." *European Economic Review* 51 (1): 203-24.
- Ardagna, Silvia, and Annamaria Lusardi. 2010. "Explaining International Differences in Entrepreneurship: The Role of Individual Characteristics and Regulatory Constraints." In *International Differences in Entrepreneurship*, edited by Josh Lerner and Antoinette Schoar. Chicago: University of Chicago Press.
- Azmi, Anna A. Che, and Yusniza Kamarulzaman. 2010. "Adoption of Tax E-Filing: A Conceptual Paper." *African Journal of Business Management* 4 (5): 599-603.
- Baccarini, David. 2000. "Risk Management Australian Style—Theory vs. Practice." In *Proceedings of the Project Management Institute Annual Seminars & Symposium*, Sydney, Australia, September 7-16. Newton Square, PA: Project Management Institute.
- Bae, Kee-Hong, Jae-Seung Baekb, Jun-Koo Kangc and Wei-Lin Liud. 2012. "Do Controlling Shareholders' Expropriation Incentives Imply a Link between Corporate Governance and Firm Value? Theory and Evidence." *Journal of Financial Economics* 105 (2): 412-35.
- Barseghyan, Levon. 2008. "Entry Costs and Cross-Country Differences in Productivity and Output." *Journal of Economic Growth* 13 (2): 145-67.
- Becht, Marco, Colin Mayer and Hannes F. Wagner. 2008. "Where Do Firms Incorporate? Deregulation and the Cost of Entry." *Journal of Corporate Finance* 14 (3).
- Beck, Thorsten, Chen Lin and Yue Ma. Forthcoming. "Why Do Firms Evade Taxes? The Role of Information Sharing and Financial Sector Outreach" *Journal of Finance*.
- Berman, Greenstreet. 2012. "Risk Assessment Decision Making Tool for Building Control Bodies, Summary Report." Department



- for Communities and Local Government, United Kingdom. [https://www.gov.uk/government/uploads/system/uploads/attachment\\_data/file/8383/2076733.pdf](https://www.gov.uk/government/uploads/system/uploads/attachment_data/file/8383/2076733.pdf).
- Bird, Richard M., and Oliver Oldman. 2000. "Improving Taxpayer Service and Facilitating Compliance in Singapore." PREM-note 48, World Bank, Washington, DC. <http://www1.worldbank.org/prem/PREMNotes/premnote48.pdf>.
- Bird, Richard M., and Eric M. Zolt. 2008. "Technology and Taxation in Developing Countries: From Hand to Mouse." *National Tax Journal* 2 (61): 791.
- Blanchflower, David G., Andrew Oswald and Alois Stutzer. 2001. "Latent Entrepreneurship across Nations." *European Economic Review* 45 (4): 680-91.
- Booth, Richard A. 2005. "Capital Requirements in United States Corporation Law." [http://digitalcommons.law.umaryland.edu/cgi/viewcontent.cgi?article=1013&context=fac\\_pubs](http://digitalcommons.law.umaryland.edu/cgi/viewcontent.cgi?article=1013&context=fac_pubs).
- Botero, Juan Carlos, Rafael La Porta, Florencio López-de-Silanes, Andrei Shleifer and Alexander Volokh. 2003. "Judicial Reform." *The World Bank Research Observer* 18 (1): 67-88.
- Botero, Juan Carlos, Simeon Djankov, Rafael La Porta, Florencio López-de-Silanes and Andrei Shleifer. 2004. "The Regulation of Labor." *Quarterly Journal of Economics* 119 (4): 1339-82.
- Branstetter, Lee G., Francisco Lima, Lowell J. Taylor and Ana Venâncio. 2013. "Do Entry Regulations Deter Entrepreneurship and Job Creation? Evidence from Recent Reforms in Portugal." *The Economic Journal* (July 16). <http://onlinelibrary.wiley.com/doi/10.1111/econj.12044/abstract>.
- Bruhn, Miriam. 2011. "License to Sell: The Effect of Business Registration Reform on Entrepreneurial Activity in Mexico." *Review of Economics and Statistics* 93 (1): 382-86.
- . 2013. "A Tale of Two Species: Revisiting the Effect of Registration Reform on Informal Business Owners in Mexico." *Journal of Development Economics* 103: 275-83.
- Bruhn, Miriam, and David McKenzie. 2013. "Entry Regulation and Formalization of Microenterprises in Developing Countries." Policy Research Working Paper 6507, World Bank, Washington, DC.
- Busse, Matthias, Ruth Hoekstra and Jens König. 2012. "The Impact of Aid for Trade Facilitation on the Costs of Trading." *Kyklos* 65: 143-63.
- Büyükkarabacak, Berrak, and Neven Valev. 2012. "Credit Information Sharing and Banking Crises: An Empirical Investigation." *Journal of Macroeconomics* 34 (3): 788-800.
- Carballo, Jeronimo, Alejandro Graziano and Christian Martincus. 2013. "Customs as Doorkeepers: What Are Their Effects on International Trade?" Inter-American Development Bank, Washington, DC.
- Cardenas, Mauricio and Sandra Rozo. 2009. "Firm Informality in Colombia: Problems and Solutions." *Desarrollo y Sociedad* 63: 211-43.
- Cavalcanti, Marco Antonio F. H. 2010. "Credit Market Imperfections and the Power of the Financial Accelerator: A Theoretical and Empirical Investigation." *Journal of Macroeconomics* 32: 118-44.
- Chan, Gordon Y. M. 2009. "Why Does China Not Abolish the Minimum Capital Requirement for Limited Liability Companies?" *Company Lawyer* 30 (10): 306-11.
- Chang, Roberto, Linda Kaltani and Norman Loayza. 2009. "Openness Can Be Good for Growth: The Role of Policy Complementarities." *Journal of Development Economics* 90: 33-49.
- Chen, Zhihong, Bin Ke and Zhifeng Yang. Forthcoming. "Minority Shareholders' Control Rights and the Quality of Corporate Decisions in Weak Investor Protection Countries: A Natural Experiment from China." *The Accounting Review*. <http://ssrn.com/abstract=1602868>.
- Cheng, Xiaoqiang and Hans Degryse. 2010. "Information Sharing and Credit Rationing: Evidence from the Introduction of a Public Credit Registry." CentER Discussion Paper 2010-34S, Center for Economic Research, Tilburg University, Tilburg.
- Chicago Bar Association Task Force on Green Courts Initiative for the Circuit Court of Cook County. 2008. "Final Report and Recommendations." Chicago, IL. <http://www.chicagobar.org/AM/NavigationMenu/Home/Files/Green-CourtsInitiativeJan2009.pdf>.
- Cicccone, Antonio and Elias Papaioannou. 2007. "Red Tape and Delayed Entry." *Journal of the European Economic Association* 5 (2-3): 444-58.
- Creditreform. 2010. "Insolvencies in Europe 2009/10: A Survey by the Creditreform Economic Research Unit." Federation of Creditreform Associations. <http://www.creditreform.com/>.
- . 2012. "Insolvencies in Europe 2011/12: A Survey by the Creditreform Economic Research Unit." Federation of Creditreform Associations. [http://www.creditreform.com/fileadmin/user\\_upload/CR-International/local\\_documents/Analysen/Insolvencies\\_in\\_Europe\\_2011-12.pdf](http://www.creditreform.com/fileadmin/user_upload/CR-International/local_documents/Analysen/Insolvencies_in_Europe_2011-12.pdf).
- Crown Agents. 2012a. "Dominican Republic Single Window for External Trade Project, Product 1 Report Annex: Single Window Case Studies, Colombia." [https://www.aduanas.gob.do/vuce/files/documentacion/productos-entregables/Product%201-Annex-Feb-2012\\_EN.pdf](https://www.aduanas.gob.do/vuce/files/documentacion/productos-entregables/Product%201-Annex-Feb-2012_EN.pdf).
- . 2012b. "Dominican Republic Single Window for External Trade Project, Product 1 Report Annex: Single Window Case Studies, Singapore." [https://www.aduanas.gob.do/vuce/files/documentacion/productos-entregables/Product%201-Annex-Feb-2012\\_EN.pdf](https://www.aduanas.gob.do/vuce/files/documentacion/productos-entregables/Product%201-Annex-Feb-2012_EN.pdf).
- Cullen, Scott. 2012. "Risk Management." Whole Building Design Guide, National Institute of Building Sciences, Washington, DC. <http://www.wbdg.org/project/riskmanage.php>.
- Cuñat, Alejandro, and Marc J. Melitz. 2007. "Volatility, Labor Market Flexibility, and the Pattern of Comparative Advantage." NBER Working Paper 13062, National Bureau of Economic Research, Cambridge, MA.
- Dabla-Norris, Era, and Maria Gabriela Inchauste Comboni. 2008. "Informality and Regulations: What Drives the Growth of Firms?" *IMF Staff Papers* 55 (1): 50-82. <http://www.palgrave-journals.com/imfsp/journal/v55/n1/full/9450030a.html>.
- Dall'Olio, Andrea, Mariana Looity, Naoto Kaneira and Federica Saliola. 2013. "Productivity Growth in Europe." Policy Research Working Paper 6425, World Bank, Washington, DC.

- de Mel, Suresh, David McKenzie and Christopher Woodruff. 2013. "The Demand for, and Consequences of, Formalization among Informal Firms in Sri Lanka." *American Economic Journal: Applied Economics* 5 (2): 122-50.
- de Soto, Hernando. 2000. *The Mystery of Capital: Why Capitalism Triumphs in the West and Fails Everywhere Else*. New York: Basic Books.
- di Giovanni, Julian, and Andrei A. Levchenko. 2013. "Firm Entry, Trade, and Welfare in Zipf's World." *Journal of International Economics* 89 (2): 283-96.
- Djankov, Simeon. 2009. "The Regulation of Entry: A Survey." *The University Press* 24 (2): 183-203.
- Djankov, Simeon, Caroline Freund and Cong S. Pham. 2010. "Trading on Time." *Review of Economics and Statistics* 92 (1): 166-73.
- Djankov, Simeon, Caralee McLiesh and Rita Ramalho. 2006. "Regulation and Growth." *Economics Letters* 92: 395-401.
- Djankov, Simeon, Caralee McLiesh and Andrei Shleifer. 2007. "Private Credit in 129 Countries." *Journal of Financial Economics* 84 (2): 299-329.
- Djankov, Simeon, Oliver Hart, Caralee McLiesh and Andrei Shleifer. 2008. "Debt Enforcement around the World." *Journal of Political Economy* 116 (6): 1105-49.
- Djankov, Simeon, Rafael La Porta, Florencio López-de-Silanes and Andrei Shleifer. 2001. "Legal Structure and Judicial Efficiency: The Lex Mundi Project." Harvard University, Cambridge, MA.
- Djankov, Simeon, Rafael La Porta, Florencio López-de-Silanes and Andrei Shleifer. 2002. "The Regulation of Entry." *Quarterly Journal of Economics* 117 (1): 1-37.
- Djankov, Simeon, Rafael La Porta, Florencio López-de-Silanes and Andrei Shleifer. 2003. "Courts." *Quarterly Journal of Economics* 118 (2): 453-517.
- Djankov, Simeon, Rafael La Porta, Florencio López-de-Silanes and Andrei Shleifer. 2008. "The Law and Economics of Self-Dealing." *Journal of Financial Economics* 88 (3): 430-65.
- Djankov, Simeon, Darshini Manraj, Caralee McLiesh and Rita Ramalho. 2005. "Doing Business Indicators: Why Aggregate, and How to Do It." World Bank, Washington, DC.
- Djankov, Simeon, Tim Ganser, Caralee McLiesh, Rita Ramalho and Andrei Shleifer. 2010. "The Effect of Corporate Taxes on Investment and Entrepreneurship." *American Economic Journal: Macroeconomics* 2 (3): 31-64.
- Dollar, David, Tatjana Kleineberg, and Aart Kraay. 2013. "Growth Still Is Good for the Poor" Policy Research Working Paper 6568, World Bank, Washington, DC.
- Dorham, Thomas, and Gary Pinshaw. 2009. "The Road to Improved Compliance: A McKinsey Benchmarking Study of Tax Administrations 2008-2009." McKinsey & Company, Washington, DC.
- Dower, Paul Castañeda, and Elizabeth Potamites. 2012. "Signaling Credit-Worthiness: Land Titles, Banking Practices and Formal Credit in Indonesia." Working Paper 186, Center for Economic and Financial Research, New Economic School, Moscow.
- Dreher, Axel, and Martin Gassebner. 2013. "Greasing the Wheels? The Impact of Regulations and Corruption on Firm Entry." *Public Choice* 155 (3-4): 413-32.
- Dulleck, Uwe, Paul Frijters and R. Winter-Ebmer. 2006. "Reducing Start-up Costs for New Firms: The Double Dividend on the Labor Market." *Scandinavian Journal of Economics* 108: 317-37.
- Dutz, Mark A., Ioannis Kessides, Stephen O'Connell and Robert D. Willig. 2011. "Competition and Innovation-Driven Inclusive Growth." Policy Research Working Paper 5852, World Bank, Washington, DC.
- Duval, Yann, and Chorthip Utoktham. 2009. "Behind-the-Border Trade Facilitation in Asia-Pacific: Cost of Trade, Credit Information, Contract Enforcement and Regulatory Coherence." Working Paper 67, Asia-Pacific Research and Training Network on Trade, Bangkok.
- Edwards-Dowe, Denise. 2008. "E-Filing and E-Payments—The Way Forward." Presented at the Caribbean Organization of Tax Administration (COTA) General Assembly, Belize City, Belize.
- Electronic Tax Administration Advisory Committee. 2012. *Annual Report*. Washington, DC: U.S. Internal Revenue Service.
- Ewang, Fritz N. 2007. "An Analysis and Critique of the European Union's Minimum Capitalization Requirement." Faculty of Law, Charles Sturt University, Australia. <http://ssrn.com/abstract=1015708>.
- Fisman, Raymond, and Virginia Sarria-Allende. 2010. "Regulation of Entry and the Distortion of Industrial Organization." *Journal of Applied Economics* 13 (1): 91-120.
- Fisman, Raymond, and Shang-Jin Wei. 2004. "Tax Rates and Tax Evasion: Evidence from 'Missing Imports' in China." *Journal of Political Economy* 112 (2): 471-96.
- Foster, Vivien, and Jevgenijs Steinbuck. 2009. "Paying the Price for Unreliable Power Supplies: In-house Generation of Electricity by Firms in Africa." Policy Research Working Paper 4913, World Bank, Washington, DC.
- Freund, Caroline, and Bineswaree Bolaky. 2008. "Trade, Regulations, and Income." *Journal of Development Economics* 87: 309-21.
- Freund, Caroline, and Nadia Rocha. 2011. "What Constrains Africa's Exports?" *The World Bank Economic Review* 25 (3): 361-86.
- Fritsch, Michael, and Florian Noseleit. 2013. "Investigating the Anatomy of the Employment Effect of New Business Formation." *Cambridge Journal of Economics* 37 (2): 349-77.
- Fuentes, Luis Fernando. 2010. "Ventanilla nica de Comercio Exterior—VUCE—Avances y Proyectos." Colombia Ministry of Commerce, Industry and Tourism. Presented at II Encuentro Regional Latinoamericano y del Caribe sobre Ventanillas nicas de Comercio Exterior: Avances y Retos Pendientes, December 1-2, Valparaíso, Chile.
- Funchal, Bruno. 2008. "The effects of the 2005 Bankruptcy Reform in Brazil" *Economics Letters* 101 (2008) 84-86.
- GAO (U.S. General Accounting Office). 2002. "Tax Administration: Electronic Filing's Past and Future Impact on Processing Costs Dependent on Several Factors." Report to the Chairman, Subcommittee on Oversight, Committee on Ways and Means, House of Representatives, Washington, DC. <http://www.gao.gov/assets/240/233334.pdf>.

- Geginat, Carolin, Adrian Gonzalez and Valentina Saltane. 2012. "Cutting Out the Middle Man: Transparent Government and Business Regulation." Draft. Doing Business Unit, World Bank Group, Washington, DC.
- Giannetti, Caterina, and Nicola Jentzsch. 2013. "Credit Reporting, Financial Intermediation and Identification Systems: International Evidence." *Journal of International Money and Finance* 33: 60-80.
- Giné, Xavier, and Inessa Love. 2010. "Do Reorganization Costs Matter for Efficiency? Evidence from a Bankruptcy Reform in Colombia." *Journal of Law and Economics* 53 (4): 833-64.
- Gumasing, Rhea L. 2013. "Promoting MSME Development through Streamlining of BPLS of the Municipality of San Jose de Buenavista, Philippines." *World Journal of Social Sciences* 3 (2): 25-35.
- Hallward-Driemeier, Mary, Gita Khun-Jush and Lant Pritchett. 2010. "Deals versus Rules: Policy Implementation Uncertainty and Why Firms Hate It." NBER Working Paper 16001, National Bureau of Economic Research, Cambridge, MA.
- Hayo, Bernd, and Stefan Voigt. 2008. "The Relevance of Judicial Procedure for Economic Growth." CESifo Working Paper 2514, CESifo Group Munich, Munich. <http://ssrn.com/abstract=1318292>.
- Helpman, Elhanan, Marc Melitz and Yona Rubinstein. 2008. "Estimating Trade Flows: Trading Partners and Trading Volumes." *Quarterly Journal of Economics* 123 (2): 441-87.
- Hoekman, Bernard, and Alessandro Nicita. 2011. "Trade Policy, Trade Costs and Developing Country Trade." *World Development* 39 (12): 2069-79.
- Hornuf, Lars, Horst G. M. Eidenmueller, Andreas Engert and Reiner Braun. 2011. "Does Charter Competition Foster Entrepreneurship? A Difference-in-Difference Approach to European Company Law Reforms." ECGI Finance Working Paper 308/2011, European Corporate Governance Institute (ECGI) - Finance Research Paper Series, Brussels.
- Horowitz, Donald J., and Richard Zorza. 2006. "The Washington State Access to Justice Technology Principles: A Perspective for Justice System Professionals." *The Justice System Journal* 27 (3): 248-67.
- Houston, Joel, Chen Lin, Ping Lin and Yue Ma. 2010. "Creditor Rights, Information Sharing, and Bank Risk Taking." *Journal of Financial Economics* 96 (3): 485-512.
- International Records Management Trust. 2011. "Managing Records as Reliable Evidence for ICT/ e-Government and Freedom of Information: Rwanda Country Report." London. <http://irmt.org/development-research/research-reports-2/attachment/rwanda-country-report>.
- Ilimi, Atsushi. 2008. "Effects of Improving Infrastructure Quality on Business Costs: Evidence from Firm-Level Data." Policy Research Working Paper 4581, World Bank, Washington, DC.
- Janiak, Alexandre. 2013. "Structural Unemployment and the Costs of Firm Entry and Exit." *Labour Economics* 23 (August): 1-19.
- John, Kose, Lubomir Litov and Bernard Yeung. 2008. "Corporate Governance and Risk-Taking" *Journal of Finance* 53 (4): 1679-1728.
- Kaplan, David, Eduardo Piedra and Enrique Seira. 2011. "Entry Regulation and Business Start-ups: Evidence from Mexico." *Journal of Development Economics* 95: 1501-15.
- Kingston, William. 2000. "Enforcing Small Firms' Patent Rights." School of Business Studies, Trinity College, University of Dublin. [ftp://ftp.cordis.europa.eu/pub/innovation-policy/studies/studies\\_enforcing\\_firms\\_patent\\_rights.pdf](ftp://ftp.cordis.europa.eu/pub/innovation-policy/studies/studies_enforcing_firms_patent_rights.pdf).
- Klapper, Leora and Inessa Love. 2011. "The Impact of Business Environment Reforms on New Firm Registration." Policy Research Working Paper 5493, World Bank, Washington, DC.
- Klapper, Leora, Luc Laeven and Raghuram Rajan. 2006. "Entry Regulation as a Barrier to Entrepreneurship." *Journal of Financial Economics* 82 (3): 591-629.
- Klapper, Leora, Anat Lewin and Juan Manuel Quesada Delgado. 2009. "The Impact of the Business Environment on the Business Creation Process." Policy Research Working Paper 4937, World Bank, Washington, DC.
- Koh Tat Tsen, Jonathan. 2010. "Best Practice in Single Window Implementation: Case of Singapore's TradeNet." In *Towards a Single Window Trading Environment Brief 2*. UNNExt (United Nations Network of Experts for Paperless Trade in Asia and the Pacific), Bangkok.
- Kopczuk, Wojciech, and Cristian Pop-Eleches. 2005. "Electronic Filing, Tax Preparers, and Participation in the Earned Income Tax Credit." NBER Working Paper 11768, National Bureau of Economic Research, Cambridge, MA.
- Kraay, Aart and Norikazu Tawara. 2011. "Can Disaggregated Indicators Identify Governance Reform Priorities?" Policy Research Working Paper 5254, World Bank, Washington, DC.
- Kuntchev, Veselin, Rita Ramalho, Jorge Rodriguez-Meza and Judy Yang. 2012. "What Have We Learned from the Enterprise Surveys Regarding Access to Finance by SMEs?" World Bank, Washington, DC.
- La Porta, Rafael, and Andrei Shleifer. 2008. "The Unofficial Economy and Economic Development." Tuck School of Business Working Paper 2009-57, Hanover, NH. <http://ssrn.com/abstract=1304760>.
- Lawless, Martina. 2013. "Do Complicated Tax Systems Prevent Foreign Direct Investment?" *Economica* 80: 1-22.
- Lee, Young, and Roger H. Gordon. 2005. "Tax Structure and Economic Growth." *Journal of Public Economics* 89 (5-6): 1027-43.
- Lilienfeld-Toal, Ulf von, Dilip Mookherjee, and Sujata Visaria. 2012. "The Distributive Impact of Reforms in Credit Enforcement: Evidence from Indian Debt Recovery Tribunals." *Econometrica* 80: 497-558.
- Love, Inessa, María Soledad Martínez Pería and Sandeep Singh. 2013. "Collateral Registries for Movable Assets: Does Their Introduction Spur Firms' Access to Bank Finance?" Policy Research Working Paper 6477, World Bank, Washington, DC.
- Mapp, Charles Allen Sr. 2008. "Providing Electronic Access to Justice in the First Judicial District of Pennsylvania Philadelphia Court of Common Pleas Trial Division—Civil." Institute for Court Management, National Center for State Courts, Philadelphia, PA. [http://www.ncsc.org/~media/Files/PDF/Education%20and%20Careers/CEDP%20Papers/2008/Mapp\\_ElecAccessToJustice.ashx](http://www.ncsc.org/~media/Files/PDF/Education%20and%20Careers/CEDP%20Papers/2008/Mapp_ElecAccessToJustice.ashx).



- Martins, Claudia Garrido, Morano Cássia Andréa Ruotolo, Ferreira Miguel Luiz Ribeiro and Haddad Assed Naked. 2011. "Risk Identification Techniques Knowledge and Application in the Brazilian Construction." *Journal of Civil Engineering and Construction Technology* 2 (11): 242-52.
- McMillan, James E. 2010. "Electronic Documents: Benefits and Potential Pitfalls." In *Future Trends in State Courts 2010*. National Center for State Courts, Williamsburg VA. <http://cdm16501.contentdm.oclc.org/cdm/ref/collection/tech/id/767>.
- McMillan, James E., Carole D. Pettijohn and Jennifer K. Berg. 2012. "Calculating an E-Court Return on Investment." *Court Technology Bulletin* (February 16). <http://courtechbulletin.blogspot.com/2012/02/calculating-e-court-return-on.html>.
- Micco, Alejandro, and Carmen Pagés. 2006. "The Economic Effects of Employment Protection: Evidence from International Industry-Level Data." IZA Discussion Paper 2433, Institute for the Study of Labor, Bonn.
- Ministerio de Comunicaciones, Republica de Colombia. 2008. "Estudio de Caso: Ministerio de Comercio, Industria y Turismo, Ventanilla Única de Comercio Exterior—VUCE—www.vuce.gov.co." Presented at Programa Agenda de Conectividad por Unión Temporal Sigma DOS - DBB, Bogotá, December. [http://viejoprograma.gobiernoenlinea.gov.co/apc-aa-files/5854534aee4eee4102f0bd5ca294791f/GEL\\_ME\\_EstudioCaso\\_MinComercio\\_VUCE2008.pdf](http://viejoprograma.gobiernoenlinea.gov.co/apc-aa-files/5854534aee4eee4102f0bd5ca294791f/GEL_ME_EstudioCaso_MinComercio_VUCE2008.pdf).
- Mioli, Massimo. 2005. "Legal Capital and Limited Liability Companies: The European Perspective." *European Company and Financial Law Review* 2 (4).
- Mirzoev, Farhad. 2009. мнение системы «единое окно» на таможене – это пропуск для более тесной интеграции Азербайджана в международную торговлю (Implementation of a "Single Window" for Customs Clearance—Is a Road of Better Integration of Azerbaijan into International Trade)." *Business Time* 8. [http://btime.az/page.html?id\\_node=416&id\\_file=1117](http://btime.az/page.html?id_node=416&id_file=1117).
- Moisés, E., and Silvia Sorescu. 2013. "Trade Facilitation Indicators: The Potential Impact of Trade Facilitation on Developing Countries' Trade." OECD Trade Policy Paper 144, Organisation for Economic Co-operation and Development, Paris.
- Monteiro, C. M. Joana, and Juliano J. Assunção. 2012. "Coming Out of the Shadows? Estimating the Impact of Bureaucracy Simplification and Tax Cut on Formality in Brazilian Microenterprises." *Journal of Development Economics* 99: 105-15.
- Motta, Marialisa, Ana Maria Oviedo and Massimiliano Santini. 2010. "An Open Door for Firms: The Impact of Business Entry Reforms." *Viewpoint* 323, World Bank Group, Washington, DC. <https://www.wbginvestmentclimate.org/uploads/323-Business-entry-reforms.pdf>.
- Moullier, Thomas. 2009. "Reforming Building Permits: Why Is It Important and What Can IFC Really Do?" International Finance Corporation. Washington, DC.
- Mülbert, Peter O. 2006. "A Synthetic View of Different Concepts of Creditor Protection, Or: A High-Level Framework for Corporate Creditor Protection." ECGI Law Working Paper 60, European Corporate Governance Institute (ECGI) - Law Research Paper Series, Brussels.
- Mullainathan, Sendhil, and Philipp Schnabl. 2010. "Does Less Market Entry Regulation Generate More Entrepreneurs? Evidence from a Regulatory Reform in Peru." *National Bureau of Economic Research* 5: 159-77.
- Neo, Boon Siong, and Kwong Sin Leong. 1994. "Managing Risks in Information Technology Projects: A Case Study of TradeNet." *Journal of Information Technology Management* 5 (3).
- Ocampo, Jose Antonio. 2010. "Impact of Trade Facilitation Mechanisms on Exports Competitiveness: A Regional Perspective." *Studies in Trade and Investment* 66, United Nations Economic and Social Commission for Asia and the Pacific, New York.
- OECD (Organisation for Economic Co-operation and Development). 2012. "Related Party Transactions and Minority Shareholder Rights." Paris. <http://www.oecd.org/daf/ca/corporategovernanceprinciples/50089215.pdf>.
- Payne, Jennifer. 2006. "Legal Capital in the UK Following the Companies Act 2006." Oxford Legal Studies Research Paper 13, Oxford University.
- Perotti, Enrico and Paolo Volpin. 2005. "The Political Economy of Entry: Lobbying and Financial Development." Paper presented at the American Finance Association 2005 Philadelphia Meetings, Haas School of Business, University of California, Berkeley.
- Pfau, Ann. 2011. "eFiling in the New York State Courts: Report of the Chief Administrative Judge to the Governor, the Chief Judge, and the Legislature." New York State Unified Court System. [http://www.courts.state.ny.us/whatsnew/pdf/eFiling-Report\\_6-2011.pdf](http://www.courts.state.ny.us/whatsnew/pdf/eFiling-Report_6-2011.pdf).
- Pierre, Gaëlle and Stefano Scarpetta. 2004. "Employment Regulations through the Eyes of Employers: Do They Matter and How Do Firms Respond to Them?" World Bank, Washington, DC.
- Portugal-Perez, Alberto and John S. Wilson. 2011. "Export Performance and Trade Facilitation Reform: Hard and Soft Infrastructure." *World Development* 40 (7):1295-1307.
- Ramadhani, Hon. Augustino S. L. 2010. "Computerization of Judiciary: Advantages and Disadvantages." Judiciary of Tanzania. Presented at the South African Chief Justices Forum Conference on Sustaining the Independence of the Judiciary. [http://www.venice.coe.int/SACJF/2010\\_08\\_RSA\\_Johannesburg/Tanzania.pdf](http://www.venice.coe.int/SACJF/2010_08_RSA_Johannesburg/Tanzania.pdf).
- REDGEALC (Red de Gobierno Electronico de America Latina y el Caribe). 2012. "Ventanilla nica de Comercio Exterior." <http://www.redgealc.net/sitio/contenido/2379/>.
- Regulated Industries Commission. 2008. "Capital Contribution Policy for the Trinidad and Tobago Electricity Commission, Final Decision." Port of Spain. <http://www.ric.org.tt/home/news/documents/Capital%20Contribution%20for%20TTEC.pdf>.
- Riphahn, Regina T., and Anja Thalmaier. 1999. "Behavioral Effects of Probation Periods: An Analysis of Worker Absenteeism." IZA Discussion Paper 67, Institute for the Study of Labor, Bonn.
- Rodriguez, Martha. 2011. "Single Window for Foreign Trade in Colombia: A Case Study on Trade Transactions." *International Trade Forum Magazine* (April 1). <http://www.intracen>.

- org/Single-window-for-foreign-trade-in-Colombia-A-case-study-on-trade-transactions.
- Safavian, Mehnaz, and Siddharth Sharma. 2007. "When Do Creditor Rights Work?" *Journal of Comparative Economics* 35 (3): 484-508.
- Schneider, Friedrich. 2005. "The Informal Sector in 145 Countries." Department of Economics, University Linz, Linz.
- Schneider, Friedrich, Andreas Buehn and Claudio E. Montenegro. 2010. "New Estimates for the Shadow Economies All Over the World." *International Economic Journal* 24 (4): 443-61.
- Şeker, Murat. 2011. "Trade Policies, Investment Climate, and Exports." Policy Research Working Paper 5654, World Bank, Washington, DC.
- Sharma, Siddharth. 2009. "Entry Regulation, Labor Laws and Informality: Evidence from India." Enterprise Survey Working Paper, Enterprise Analysis Unit, World Bank Group, Washington, DC.
- Smith, Nigel. 1995. "Low Cost Electricity Installation." Overseas Development Administration, London. <http://r4d.dfid.gov.uk/PDF/Outputs/R5685.pdf>.
- Stampini, Marco, Ron Leung, Setou M. Diarra and Lauréline Pla. 2011. "How Large Is the Private Sector in Africa? Evidence from National Accounts and Labor Markets." IZA Discussion Paper 6267, Institute for the Study of Labor, Bonn.
- Stangler, Dane, and Robert E. Litan. 2009. "Where Will the Jobs Come From?" In *Kauffman Foundation Research Series: Firm Formation and Economic Growth*. Kansas City, MO: Ewing Marion Kaufmann Foundation. [http://www.kauffman.org/uploadedFiles/where\\_will\\_the\\_jobs\\_come\\_from.pdf](http://www.kauffman.org/uploadedFiles/where_will_the_jobs_come_from.pdf).
- State Customs Committee of the Republic of Azerbaijan. 2013. "The Essence of the 'Single Window.'" Baku. [http://www.customs.gov.az/ru/sw\\_sut.html](http://www.customs.gov.az/ru/sw_sut.html).
- Transparency International. 2012. *Corruption Perceptions Index*. Berlin. <http://www.transparency.org/>.
- Ulloa Urritia, Alfie A. and Silvia Constain. 2012. "Managing Aid for Trade and Development Results: Colombia Case Study." Policy Dialogue on Aid for Trade, Organisation for Economic Co-operation and Development, Paris. <http://www.oecd.org/dac/aft/Colombiacasestudy2.pdf>.
- UN/CEFACT (United Nations Centre for Trade Facilitation and Electronic Business). 2005. "Recommendation and Guidelines on Establishing a Single Window to Enhance the Efficient Exchange of Information between Trade and Government." Recommendation 33, Geneva. [http://www.unece.org/fileadmin/DAM/cefact/recommendations/rec33/rec33\\_trd352e.pdf](http://www.unece.org/fileadmin/DAM/cefact/recommendations/rec33/rec33_trd352e.pdf).
- UNCITRAL (United Nations Commission on International Trade Law). 2007. *Legislative Guide on Secured Transactions*. New York.
- UNCTAD (United Nations Conference on Trade and Development). 2013. *Recent Developments and Trends in International Maritime Transport Affecting Trade of Developing Countries*. Geneva.
- UNDESA (United Nations Department of Economic and Social Affairs). 2012. *United Nations E-Government Survey 2012: E-Government for the People*. New York. <http://unpan1.un.org/intradoc/groups/public/documents/un/unpan048065.pdf>.
- UNDP (United Nations Development Programme). 2008. "Making the Law Work for Everyone." *Report of the Commission on Legal Empowerment of the Poor 1*. New York.
- . 2012. "Human Development Index." *Human Development Report*. New York. <http://hdr.undp.org>.
- UNECE (United Nations Economic Commission for Europe). 2010. "Case Studies on Implementing a Single Window: Singapore." Geneva. [http://www.unece.org/fileadmin/DAM/cefact/single\\_window/sw\\_cases/Download/Singapore.pdf](http://www.unece.org/fileadmin/DAM/cefact/single_window/sw_cases/Download/Singapore.pdf).
- . 2011. "Single Window Repository: Azerbaijan." Geneva. [http://www.unece.org/cefact/single\\_window/welcome.html](http://www.unece.org/cefact/single_window/welcome.html).
- UNESCWA (United Nations Economic and Social Commission for Western Africa). 2011. "Key Factors in Establishing Single Windows for Handling Import/Export Procedures and Formalities: Trade Facilitation and the Single Window." New York. [http://www.wto.org/english/tratop\\_e/tradfa\\_e/case\\_studies\\_e/es-cwa\\_e.pdf](http://www.wto.org/english/tratop_e/tradfa_e/case_studies_e/es-cwa_e.pdf).
- UN-Habitat (United Nations Human Settlements Programme). 2012. "Designing a Land Records System for the Poor." Nairobi. <http://www.unhabitat.org/pmss/listItemDetails.aspx?publicationID=3319>.
- Urritia, Alfie Ulloa, and Silvia Constain. 2012. "Managing Aid for Trade and Development Results—Colombia Case Study." Policy Dialogue on Aid for Trade, Organisation for Economic Co-operation and Development, Paris.
- vanStel, André, David J. Storey and A. Roy Thurik. 2007. "The Effect of Business Regulations on Nascent and Young Business Entrepreneurship." *Small Business Economics* 28: 171-86.
- Visaria, Sujata. 2009. "Legal Reform and Loan Repayment: The Microeconomic Impact of Debt Recovery Tribunals in India." *American Economic Journal: Applied Economics* 1 (3): 59-81.
- WEF (World Economic Forum). 2013. *The Global Competitiveness Report 2013-2014*. Geneva.
- World Bank. 2005. *World Development Report 2005: A Better Investment Climate for Everyone*. New York: Oxford University Press.
- . 2007. "Pakistan Infrastructure Implementation Capacity Assessment (PII-CA)." Report 41630-PK, South Asia Sustainable Development Unit, South Asia Region, Washington, DC. <https://openknowledge.worldbank.org/bitstream/handle/10986/7671/416300PK.txt?sequence=2>.
- . 2009. "Understanding Sector Performance: The Case of Utilities in Latin America and the Caribbean." Washington, DC.
- . 2010. *Getting Electricity: A Pilot Indicator Set from the Doing Business Project*. Washington, DC.
- . 2011a. "Malaysia Court Backlog and Delay Reduction Program: A Progress Report." Poverty Reduction and Economic Management Sector Unit, East Asia and Pacific Region, Washington, DC.
- . 2011b. "Principles for Effective Insolvency and Creditor/Debtor Regimes." Revised draft. Washington, DC. <http://>

- siteresources.worldbank.org/EXTGILD/Resources/5807554-1357753926066/ICRPrinciples-Jan2011[FINAL].pdf.
- . 2012. *Credit Reporting Knowledge Guide*. Washington, DC.
- . 2013a. *Entrepreneurship Snapshots 2013*. Washington, DC. <http://www.enterprisesurveys.org/>.
- . 2013b. *World Development Report 2013: Jobs*. New York: Oxford University Press.
- World Bank Group. 2010. *World Bank Enterprise Surveys (2002-10)*. Washington, DC.
- . 2012. *Doing Business 2013: Smarter Regulations for Small and Medium-Size Enterprises*. Washington, DC.
- . 2013a. "Examples of Our Work—Colombia". Investment Climate, Washington, DC. <https://www.wbginvestmentclimate.org/advisory-services/regulatory-simplification/trade-logistics/examples-of-our-work-colombia.cfm>.
- . 2013b. *Good Practices for Construction Regulation and Enforcement Reform: Guidelines for Reformers*. Investment Climate, Washington, DC.
- World Bank Independent Evaluation Group. 2008. *Doing Business: An Independent Evaluation—Taking the Measure of the World Bank-IFC Doing Business Indicators*. Washington, DC.
- WTO (World Trade Organization). 2011. "Single Window for Foreign Trade (VUCE): Case Study—Colombia." Trade Facilitation: Members' Implementation-Related Reports and Case Studies. Geneva. [https://www.wto.org/english/tratop\\_e/tradfa\\_e/case\\_studies\\_e/single\\_window\\_col\\_e.doc](https://www.wto.org/english/tratop_e/tradfa_e/case_studies_e/single_window_col_e.doc); see also [https://www.wto.org/english/tratop\\_e/tradfa\\_e/casestudies\\_reports\\_e.htm](https://www.wto.org/english/tratop_e/tradfa_e/casestudies_reports_e.htm).
- Zhang, Lifeng. 2012. "Information Specificity, Employee Turnover and Information Loss." Zhejiang University of Finance and Economics, Hangzhou, China. <http://ssrn.com/abstract=2103531>.

# Data notes

The indicators presented and analyzed in *Doing Business* measure business regulation and the protection of property rights—and their effect on businesses, especially small and medium-size domestic firms. First, the indicators document the complexity of regulation, such as the number of procedures to start a business or to register and transfer commercial property. Second, they gauge the time and cost to achieve a regulatory goal or comply with regulation, such as the time and cost to enforce a contract, go through bankruptcy or trade across borders. Third, they measure the extent of legal protections of property, for example, the protections of investors against looting by company directors or the range of assets that can be used as collateral according to secured transactions laws. Fourth, a set of

indicators documents the tax burden on businesses. Finally, a set of data covers different aspects of employment regulation. The 11 sets of indicators measured in *Doing Business* were added over time, and the sample of economies expanded (table 21.1).

The data for all sets of indicators in *Doing Business 2014* are for June 2013.<sup>1</sup>

## METHODOLOGY

The *Doing Business* data are collected in a standardized way. To start, the *Doing Business* team, with academic advisers, designs a questionnaire. The questionnaire uses a simple business case to ensure comparability across economies

TABLE 21.1 Topics and economies covered by each *Doing Business* report

Topic	DB 2004	DB 2005	DB 2006	DB 2007	DB 2008	DB 2009	DB 2010	DB 2011	DB 2012	DB 2013	DB 2014
Getting electricity											
Dealing with construction permits											
Trading across borders											
Paying taxes											
Protecting investors											
Registering property											
Getting credit											
Resolving insolvency											
Enforcing contracts											
Employing workers											
Starting a business											
<b>Number of economies</b>	<b>133</b>	<b>145</b>	<b>155</b>	<b>175</b>	<b>178</b>	<b>181</b>	<b>183</b>	<b>183</b>	<b>183</b>	<b>185</b>	<b>189</b>

Note: Data for the economies added to the sample each year are back-calculated to the previous year. The exception is Kosovo, which was added to the sample after it became a member of the World Bank Group.

and over time—with assumptions about the legal form of the business, its size, its location and the nature of its operations. Questionnaires are administered to more than 10,200 local experts, including lawyers, business consultants, accountants, freight forwarders, government officials and other professionals routinely administering or advising on legal and regulatory requirements (table 21.2). These experts have several rounds of interaction with the *Doing Business* team, involving conference calls, written correspondence and visits by the team. For *Doing Business 2014* team members visited 33 economies to verify data and recruit respondents. The data from questionnaires are subjected to numerous rounds of verification, leading to revisions or expansions of the information collected.

The *Doing Business* methodology offers several advantages. It is transparent, using factual information about what laws and regulations say and allowing multiple interactions with local respondents to clarify potential misinterpretations of questions. Having representative samples of respondents is not an issue; *Doing Business* is not a statistical survey, and the texts of the relevant laws and regulations are collected and answers checked for accuracy. The methodology is inexpensive and easily replicable, so data can be collected in a large sample of economies. Because standard assumptions are used

## ECONOMY CHARACTERISTICS

### Gross national income per capita

*Doing Business 2014* reports 2012 income per capita as published in the World Bank's *World Development Indicators 2013*. Income is calculated using the Atlas method (current U.S. dollars). For cost indicators expressed as a percentage of income per capita, 2012 gross national income (GNI) in U.S. dollars is used as the denominator. GNI data were not available from the World Bank for Afghanistan, The Bahamas, Bahrain, Barbados, Brunei Darussalam, Djibouti, the Islamic Republic of Iran, Kuwait, Libya, Myanmar, New Zealand, Oman, San Marino, the Syrian Arab Republic, West Bank and Gaza, and the Republic of Yemen. In these cases GDP or GNP per capita data and growth rates from other sources, such as the International Monetary Fund's World Economic Outlook database and the Economist Intelligence Unit, were used.

### Region and income group

*Doing Business* uses the World Bank regional and income group classifications, available at <http://data.worldbank.org/about/country-classifications>. The World Bank does not assign regional classifications to high-income economies. For the purpose of the *Doing Business* report, high-income OECD economies are assigned the "regional" classification *OECD high income*. Figures and tables presenting regional averages include economies from all income groups (low, lower middle, upper middle and high income).

### Population

*Doing Business 2014* reports midyear 2012 population statistics as published in *World Development Indicators 2013*.

in the data collection, comparisons and benchmarks are valid across economies. Finally, the data not only highlight the extent of specific regulatory obstacles to business but also identify their source and point to what might be reformed.

## LIMITS TO WHAT IS MEASURED

The *Doing Business* methodology has 5 limitations that should be considered when interpreting the data. First, the

TABLE 21.2 How many experts does *Doing Business* consult?

Indicator set	Respondents	Economies with given number of respondents (%)		
		1–2	3–5	5+
Starting a business	1,831	5	28	67
Dealing with construction permits	956	25	37	38
Getting electricity	811	25	50	24
Registering property	1,189	17	35	47
Getting credit	1,453	7	33	60
Protecting investors	1,110	24	37	40
Paying taxes	1,186	8	39	52
Trading across borders	1,040	20	49	31
Enforcing contracts	1,248	18	39	43
Resolving insolvency	1,047	23	37	40
Employing workers	1,155	19	40	42
<b>Total</b>	<b>13,026</b>	<b>17</b>	<b>39</b>	<b>44</b>

collected data refer to businesses in the economy's largest business city (which in some economies differs from the capital) and may not be representative of regulation in other parts of the economy. To address this limitation, subnational *Doing Business* indicators were created (box 21.1). Second, the data often focus on a specific business form—generally a limited liability company (or its legal equivalent) of a specified size—and may not be representative of the regulation on other businesses, for example, sole proprietorships. Third, transactions described in a standardized case scenario refer to a specific set of issues and may not represent the full set of issues a business encounters. Fourth, the measures of time involve an element of judgment by the expert respondents. When sources indicate different estimates, the time indicators reported in *Doing Business* represent the median values of several responses given under the assumptions of the standardized case.

Finally, the methodology assumes that a business has full information on what is required and does not waste time when completing procedures. In practice, completing a procedure may take longer if the business lacks information or is unable to follow up promptly. Alternatively, the business may choose to disregard some burdensome procedures. For both reasons the time delays reported in *Doing Business 2014* would differ from the

recollection of entrepreneurs reported in the World Bank Enterprise Surveys or other perception surveys.

### CHANGES IN WHAT IS MEASURED

The methodology for 2 indicator sets—trading across borders and paying taxes—was updated this year. For trading across borders, documents that are required purely for purposes of preferential treatment are no longer included in the list of documents (for example, a certificate of origin if the use is only to qualify for a preferential tariff rate under trade agreements). For paying taxes, the value of fuel taxes is no longer included in the total tax rate because of the difficulty of computing these taxes in a consistent way across all economies covered. The fuel tax amounts are in most cases very small, and measuring these amounts is often complicated because they depend on fuel consumption. Fuel taxes continue to be counted in the number of payments.

In a change involving several indicator sets, the rule establishing that each procedure must take at least 1 day was removed for procedures that can be fully completed online in just a few hours. This change affects the time indicator for starting a business, dealing with construction permits and registering property.<sup>2</sup> For procedures that can be fully

completed online, the duration is now set at half a day rather than a full day.

The threshold for the total tax rate introduced in 2011 for the purpose of calculating the ranking on the ease of paying taxes was updated. All economies with a total tax rate below the threshold (which is calculated and adjusted on a yearly basis) receive the same ranking on the total tax rate indicator. The threshold is not based on any economic theory of an “optimal tax rate” that minimizes distortions or maximizes efficiency in the tax system of an economy overall. Instead, it is mainly empirical in nature, set at the lower end of the distribution of tax rates levied on medium-size enterprises in the manufacturing sector as observed through the paying taxes indicators. This reduces the bias in the indicators toward economies that do not need to levy significant taxes on companies like the *Doing Business* standardized case study company because they raise public revenue in other ways—for example, through taxes on foreign companies, through taxes on sectors other than manufacturing or from natural resources (all of which are outside the scope of the methodology). This year the threshold is 25.5%.

### DATA CHALLENGES AND REVISIONS

Most laws and regulations underlying the *Doing Business* data are available on the *Doing Business* website at <http://www.doingbusiness.org>. All the sample questionnaires and the details underlying the indicators are also published on the website. Questions on the methodology and challenges to data can be submitted through the website's “Ask a Question” function at <http://www.doingbusiness.org>.

*Doing Business* publishes 10,584 indicators (56 indicators per country) each year. To create these indicators, the team measures more than about 58,000 data points, each of which is made available on the *Doing Business* website. Historical data for each indicator and economy are available on the website, beginning with the first year the indicator or economy was included in the report. To provide a comparable time series for research, the data set is back-calculated to adjust for

#### BOX 21.1 Subnational *Doing Business* indicators

This year *Doing Business* completed subnational studies in Colombia, Italy and the city of Hargeisa (Somaliland) and is currently updating indicators in Egypt, Mexico and Nigeria. *Doing Business* also published regional studies for the g7+ and the East African Community. The g7+ group is a country-owned and country-led global mechanism established in April 2010 to monitor, report and draw attention to the unique challenges faced by fragile states. The member countries included in the report are Afghanistan, Burundi, the Central African Republic, Chad, the Comoros, the Democratic Republic of Congo, Côte d'Ivoire, Guinea, Guinea-Bissau, Haiti, Liberia, Papua New Guinea, Sierra Leone, the Solomon Islands, South Sudan, Timor-Leste and Togo.

The subnational studies point to differences in business regulation and its implementation—as well as in the pace of regulatory reform—across cities in the same economy. For several economies subnational studies are now periodically updated to measure change over time or to expand geographic coverage to additional cities. This year that is the case for all the subnational studies published.



changes in methodology and any revisions in data due to corrections. The website also makes available all original data sets used for background papers. The correction rate between *Doing Business 2013* and *Doing Business 2014* is 8.5%.<sup>3</sup>

Governments submit queries on the data and provide new information to *Doing Business*. During the *Doing Business 2014* production cycle the team received 82 such queries from governments.

## STARTING A BUSINESS

*Doing Business* records all procedures of officially required, or commonly done in practice, for an entrepreneur to start up and formally operate an industrial or commercial business, as well as the time and cost to complete these procedures and the paid-in minimum capital requirement (figure 21.1). These procedures include obtaining all necessary licenses and permits and completing any required notifications, verifications or inscriptions for the company and employees with relevant authorities. The ranking on the ease of starting a business is the simple average of the percentile rankings on its component indicators (figure 21.2).

After a study of laws, regulations and publicly available information on business entry, a detailed list of procedures is developed, along with the time and cost to comply with each procedure under normal circumstances and the paid-in minimum capital requirement. Subsequently, local incorporation lawyers, notaries and

government officials complete and verify the data.

Information is also collected on the sequence in which procedures are to be completed and whether procedures may be carried out simultaneously. It is assumed that any required information is readily available and that the entrepreneur will pay no bribes. If answers by local experts differ, inquiries continue until the data are reconciled.

To make the data comparable across economies, several assumptions about the business and the procedures are used.

### Assumptions about the business

The business:

- Is a limited liability company (or its legal equivalent). If there is more than one type of limited liability company in the economy, the limited liability form most popular among domestic firms is chosen. Information on the most popular form is obtained from incorporation lawyers or the statistical office.
- Operates in the economy's largest business city (see table 21A.1 at the end of the data notes).
- Is 100% domestically owned and has 5 owners, none of whom is a legal entity.
- Has start-up capital of 10 times income per capita, paid in cash.
- Performs general industrial or commercial activities, such as the production or sale to the public of products

or services. The business does not perform foreign trade activities and does not handle products subject to a special tax regime, for example, liquor or tobacco. It is not using heavily polluting production processes.

- Leases the commercial plant or offices and is not a proprietor of real estate.
- Does not qualify for investment incentives or any special benefits.
- Has at least 10 and up to 50 employees 1 month after the commencement of operations, all of them domestic nationals.
- Has a turnover of at least 100 times income per capita.
- Has a company deed 10 pages long.

### Procedures

A procedure is defined as any interaction of the company founders with external parties (for example, government agencies, lawyers, auditors or notaries). Interactions between company founders or company officers and employees are not counted as procedures. Procedures that must be completed in the same building but in different offices or at different counters are counted separately. If founders have to visit the same office several times for different sequential procedures, each is counted separately. The founders are assumed to complete all procedures themselves, without middlemen, facilitators, accountants or lawyers, unless the use of such a third party is mandated by law or solicited by the majority of entrepreneurs. If the services

FIGURE 21.1 What are the time, cost, paid-in minimum capital and number of procedures to get a local limited liability company up and running?

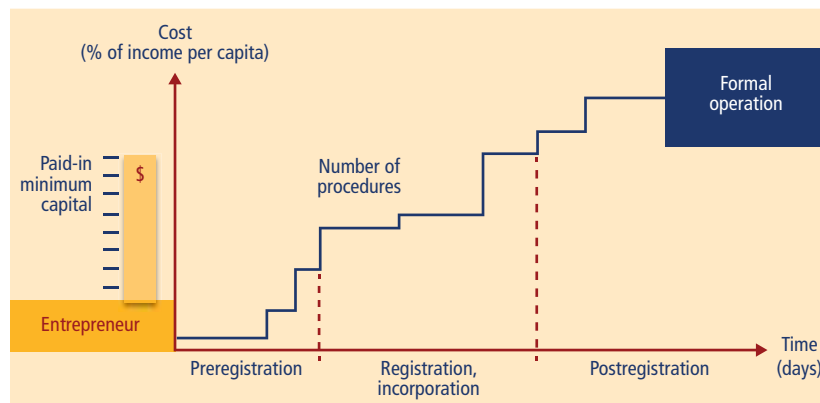
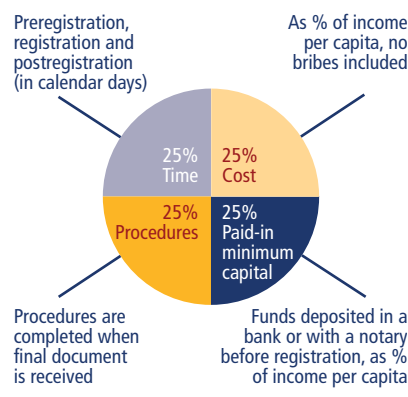


FIGURE 21.2 Starting a business: getting a local limited liability company up and running  
Rankings are based on 4 indicators



of professionals are required, procedures conducted by such professionals on behalf of the company are counted separately. Each electronic procedure is counted separately. If 2 procedures can be completed through the same website but require separate filings, they are counted as 2 separate procedures.

Both pre- and postincorporation procedures that are officially required for an entrepreneur to formally operate a business are recorded (table 21.3).

Procedures required for official correspondence or transactions with public agencies are also included. For example, if a company seal or stamp is required on official documents, such as tax declarations, obtaining the seal or stamp is counted. Similarly, if a company must open a bank account before registering for sales tax or value

added tax, this transaction is included as a procedure. Shortcuts are counted only if they fulfill 4 criteria: they are legal, they are available to the general public, they are used by the majority of companies, and avoiding them causes substantial delays.

Only procedures required of all businesses are covered. Industry-specific procedures are excluded. For example, procedures to comply with environmental regulations are included only when they apply to all businesses conducting general commercial or industrial activities. Procedures that the company undergoes to connect to electricity, water, gas and waste disposal services are not included.

### Time

Time is recorded in calendar days. The measure captures the median duration that incorporation lawyers indicate is necessary in practice to complete a procedure with minimum follow-up with government agencies and no extra payments. It is assumed that the minimum time required for each procedure is 1 day, except for procedures that can be fully completed online, for which the time required is recorded as half a day. Although procedures may take place simultaneously, they cannot start on the same day (that is, simultaneous procedures start on consecutive days), again with the exception of procedures that can be fully completed online. A procedure is considered completed once the company has received the final incorporation document, such as the company registration certificate or tax number. If a procedure can be accelerated for an additional cost, the fastest procedure is chosen if that option is more beneficial to the economy's ranking. It is assumed that the entrepreneur does not waste time and commits to completing each remaining procedure without delay. The time that the entrepreneur spends on gathering information is ignored. It is assumed that the entrepreneur is aware of all entry requirements and their sequence from the beginning but has had no prior contact with any of the officials.

### Cost

Cost is recorded as a percentage of the economy's income per capita. It includes all official fees and fees for legal or

professional services if such services are required by law. Fees for purchasing and legalizing company books are included if these transactions are required by law. Although value added tax registration can be counted as a separate procedure, value added tax is not part of the incorporation cost. The company law, the commercial code and specific regulations and fee schedules are used as sources for calculating costs. In the absence of fee schedules, a government officer's estimate is taken as an official source. In the absence of a government officer's estimate, estimates of incorporation lawyers are used. If several incorporation lawyers provide different estimates, the median reported value is applied. In all cases the cost excludes bribes.

### Paid-in minimum capital

The paid-in minimum capital requirement reflects the amount that the entrepreneur needs to deposit in a bank or with a notary before registration and up to 3 months following incorporation and is recorded as a percentage of the economy's income per capita. The amount is typically specified in the commercial code or the company law. Many economies require minimum capital but allow businesses to pay only a part of it before registration, with the rest to be paid after the first year of operation. In Turkey in June 2013, for example, the minimum capital requirement was 10,000 Turkish liras, of which one-fourth needed to be paid before registration. The paid-in minimum capital recorded for Turkey is therefore 2,500 Turkish liras, or 14.35% of income per capita.

*The data details on starting a business can be found for each economy at <http://www.doingbusiness.org> by selecting the economy in the drop-down list. This methodology was developed by Djankov and others (2002) and is adopted here with minor changes.*

## DEALING WITH CONSTRUCTION PERMITS

*Doing Business* records all procedures required for a business in the construction industry to build a warehouse (figure 21.3). These procedures include obtaining and submitting all relevant project-specific documents (for example, building plans,

**TABLE 21.3** What do the starting a business indicators measure?

#### Procedures to legally start and operate a company (number)

Preregistration (for example, name verification or reservation, notarization)

Registration in the economy's largest business city

Postregistration (for example, social security registration, company seal)

#### Time required to complete each procedure (calendar days)

Does not include time spent gathering information

Each procedure starts on a separate day (2 procedures cannot start on the same day). Procedures that can be fully completed online are an exception to this rule.

Procedure considered completed once final incorporation document is received

No prior contact with officials

#### Cost required to complete each procedure (% of income per capita)

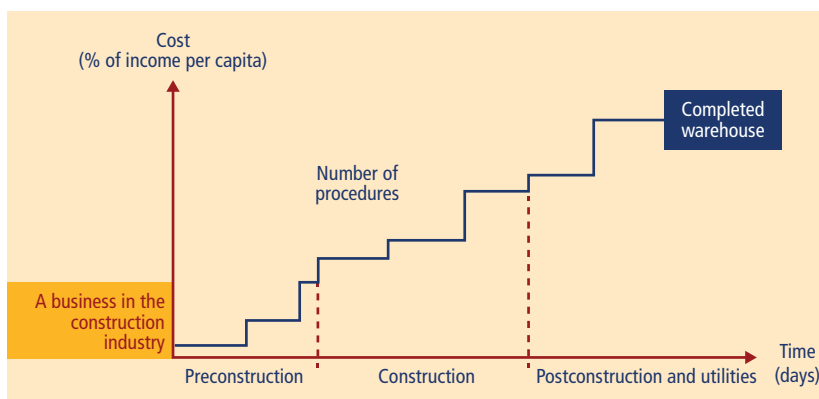
Official costs only, no bribes

No professional fees unless services required by law

#### Paid-in minimum capital (% of income per capita)

Funds deposited in a bank or with a notary before registration (or within 3 months)

**FIGURE 21.3** What are the time, cost and number of procedures to comply with formalities to build a warehouse?



site maps and certificates of urbanism) to the authorities; hiring external third-party supervisors, engineers or inspectors (if necessary); obtaining all necessary clearances, licenses, permits and certificates; submitting all required notifications; and requesting and receiving all necessary inspections (unless completed by a private, third-party inspector). *Doing Business* also records procedures for obtaining connections for water, sewerage and a fixed landline. Procedures necessary to register the property so that it can be used as collateral or transferred to another entity are also counted. The questionnaire divides the process of building a warehouse into distinct procedures and solicits data for calculating the time and cost to complete

each procedure. The ranking on the ease of dealing with construction permits is the simple average of the percentile rankings on its component indicators (figure 21.4).

Information is collected from experts in construction licensing, including architects, civil engineers, construction lawyers, construction firms, utility service providers and public officials who deal with building regulations, including approvals, permit issuance and inspections. To make the data comparable across economies, several assumptions about the business, the warehouse project and the utility connections are used.

**Assumptions about the construction company**

The business (BuildCo):

- Is a limited liability company.
- Operates in the economy’s largest business city (see table 21A.1).
- Is 100% domestically and privately owned.
- Has 5 owners, none of whom is a legal entity.
- Is fully licensed and insured to carry out construction projects, such as building warehouses.
- Has 60 builders and other employees, all of them nationals with the technical expertise and professional experience necessary to obtain construction permits and approvals.
- Has at least 1 employee who is a licensed architect or engineer and registered with the local association of

architects or engineers.

- Has paid all taxes and taken out all necessary insurance applicable to its general business activity (for example, accidental insurance for construction workers and third-person liability).
- Owns the land on which the warehouse is built.

**Assumptions about the warehouse**

The warehouse:

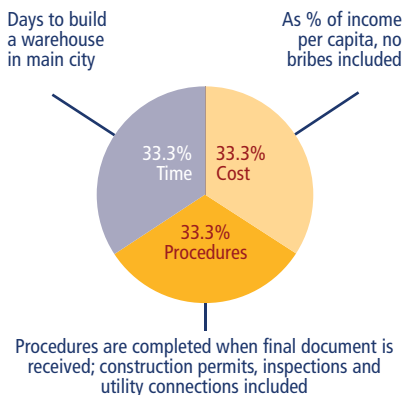
- Will be used for general storage activities, such as storage of books or stationery. The warehouse will not be used for any goods requiring special conditions, such as food, chemicals or pharmaceuticals.
- Has 2 stories, both above ground, with a total surface of 1,300.6 square meters (14,000 square feet). Each floor is 3 meters (9 feet, 10 inches) high.
- Has road access and is located in the periurban area of the economy’s largest business city (that is, on the fringes of the city but still within its official limits).
- Is not located in a special economic or industrial zone. The zoning requirements for warehouses are met by building in an area where similar warehouses can be found.
- Is located on a land plot of 929 square meters (10,000 square feet) that is 100% owned by BuildCo and is accurately registered in the cadastre and land registry.
- Is a new construction (there was no previous construction on the land).
- Has complete architectural and technical plans prepared by a licensed architect.
- Will include all technical equipment required to make the warehouse fully operational.
- Will take 30 weeks to construct (excluding all delays due to administrative and regulatory requirements).

**Assumptions about the utility connections**

The water and sewerage connection:

- Is 10 meters (32 feet, 10 inches) from the existing water source and sewer tap.
- Does not require water for fire protection reasons; a fire extinguishing

**FIGURE 21.4** Dealing with construction permits: building a warehouse  
Rankings are based on 3 indicators



Procedures are completed when final document is received; construction permits, inspections and utility connections included

system (dry system) will be used instead. If a wet fire protection system is required by law, it is assumed that the water demand specified below also covers the water needed for fire protection.

- Has an average water use of 662 liters (175 gallons) a day and an average wastewater flow of 568 liters (150 gallons) a day.
- Has a peak water use of 1,325 liters (350 gallons) a day and a peak wastewater flow of 1,136 liters (300 gallons) a day.
- Will have a constant level of water demand and wastewater flow throughout the year.

The telephone connection:

- Is 10 meters (32 feet, 10 inches) from the main telephone network.
- Is a fixed landline.

## Procedures

A procedure is any interaction of the company's employees or managers, or any party acting on behalf of the company, with external parties, including government agencies, notaries, the land registry, the cadastre, utility companies and public inspectors—or the hiring of private inspectors and technical experts apart from in-house architects and engineers. Interactions between company employees, such as development of the warehouse plans and inspections conducted by employees, are not counted as procedures. But interactions necessary to obtain any plans, drawings or other documents from external parties, or to have such documents approved or stamped by external parties, are counted as procedures. Procedures that the company undergoes to connect to water, sewerage and telephone services are included. All procedures that are legally required, or that are done in practice by the majority of companies, to build a warehouse are counted, even if they may be avoided in exceptional cases (table 21.4).

## Time

Time is recorded in calendar days. The measure captures the median duration that local experts indicate is necessary to complete a procedure in practice. It is assumed that the minimum time required for

each procedure is 1 day, except for procedures that can be fully completed online, for which the time required is recorded as half a day. Although procedures may take place simultaneously, they cannot start on the same day (that is, simultaneous procedures start on consecutive days), again with the exception of procedures that can be fully completed online. If a procedure can be accelerated legally for an additional cost and the accelerated procedure is used by the majority of companies, the fastest procedure is chosen. It is assumed that BuildCo does not waste time and commits to completing each remaining procedure without delay. The time that BuildCo spends on gathering information is ignored. It is assumed that BuildCo is aware of all building requirements and their sequence from the beginning.

## Cost

Cost is recorded as a percentage of the economy's income per capita. Only

official costs are recorded. All the fees associated with completing the procedures to legally build a warehouse are recorded, including those associated with obtaining land use approvals and preconstruction design clearances; receiving inspections before, during and after construction; obtaining utility connections; and registering the warehouse property. Nonrecurring taxes required for the completion of the warehouse project are also recorded. Sales taxes (such as value added tax) or capital gains taxes are not recorded. Nor are deposits that must be paid up front and are later refunded. The building code, information from local experts and specific regulations and fee schedules are used as sources for costs. If several local partners provide different estimates, the median reported value is used.

*The data details on dealing with construction permits can be found for each economy at <http://www.doingbusiness.org> by selecting the economy in the drop-down list.*

**TABLE 21.4** What do the dealing with construction permits indicators measure?

### Procedures to legally build a warehouse (number)

Submitting all relevant documents and obtaining all necessary clearances, licenses, permits and certificates

Submitting all required notifications and receiving all necessary inspections

Obtaining utility connections for water, sewerage and a land telephone line

Registering the warehouse after its completion (if required for use as collateral or for transfer of the warehouse)

### Time required to complete each procedure (calendar days)

Does not include time spent gathering information

Each procedure starts on a separate day. Procedures that can be fully completed online are an exception to this rule.

Procedure considered completed once final document is received

No prior contact with officials

### Cost required to complete each procedure (% of income per capita)

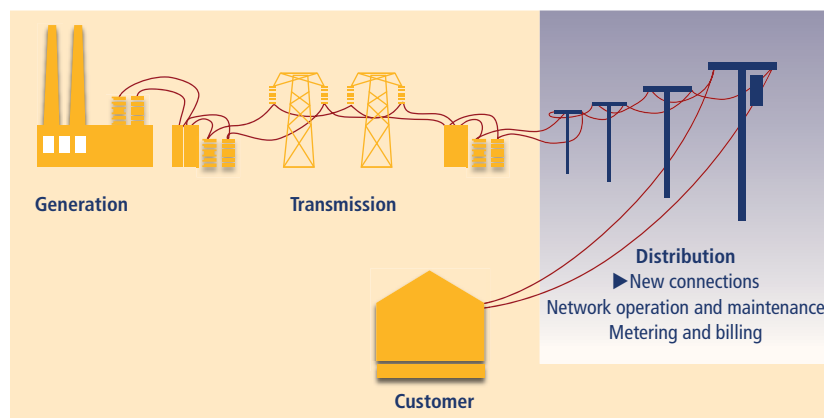
Official costs only, no bribes

## GETTING ELECTRICITY

*Doing Business* records all procedures required for a business to obtain a permanent electricity connection and supply for a standardized warehouse (figure 21.5). These procedures include applications and contracts with electricity utilities, all necessary inspections and clearances from the utility and other agencies and the external and final connection works. The questionnaire divides the process of getting an electricity connection into distinct procedures and solicits data for calculating the time and cost to complete each procedure. The ranking on the ease of getting electricity is the simple average of the percentile rankings on its component indicators (figure 21.6).

Data are collected from the electricity distribution utility, then completed and verified by electricity regulatory agencies and independent professionals such as electrical engineers, electrical contractors and construction companies. The electricity distribution utility consulted is the one serving the area (or areas) where warehouses are located. If there is a choice of distribution utilities, the one serving the largest number of customers is selected.

FIGURE 21.5 *Doing Business* measures the connection process at the level of distribution utilities



To make the data comparable across economies, several assumptions about the warehouse and the electricity connection are used.

### Assumptions about the warehouse

The warehouse:

- Is owned by a local entrepreneur.
- Is located in the economy's largest business city (see table 21A.1).
- Is located within the city's official limits and in an area where other warehouses are located (a nonresidential area).
- Is not located in a special economic or investment zone; that is, the electricity connection is not eligible for subsidization or faster service under a special investment promotion regime. If several options for location are available, the warehouse is located where electricity is most easily available.
- Has road access. The connection works involve the crossing of a road (for excavation, overhead lines and the like), but they are all carried out on public land; that is, there is no crossing onto another owner's private property.
- Is located in an area with no physical constraints. For example, the property is not near a railway.
- Is used for storage of refrigerated goods.
- Is a new construction (that is, there was no previous construction on the land where it is located). It is being connected to electricity for the first time.

### Assumptions about the electricity connection

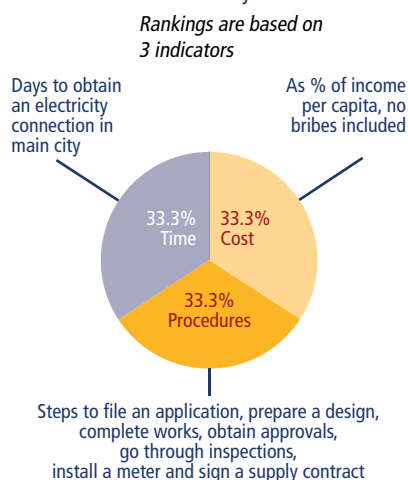
The electricity connection:

- Is a permanent one.
- Is a 3-phase, 4-wire Y, 140-kilovolt-ampere (kVA) (subscribed capacity) connection.
- Is 150 meters long. The connection is to either the low-voltage or the medium-voltage distribution network and either overhead or underground, whichever is more common in the economy and in the area where the warehouse is located. The length of any connection in the customer's private domain is negligible.
- Involves the installation of only one electricity meter. The monthly electricity consumption will be 0.07 gigawatt-hour (GWh). The internal electrical wiring has already been completed.

### Procedures

A procedure is defined as any interaction of the company's employees or its main electrician or electrical engineer (that is, the one who may have done the internal wiring) with external parties such as the electricity distribution utility, electricity

FIGURE 21.6 Getting electricity: obtaining an electricity connection



supply utilities, government agencies, electrical contractors and electrical firms. Interactions between company employees and steps related to the internal electrical wiring, such as the design and execution of the internal electrical installation plans, are not counted as procedures. Procedures that must be completed with the same utility but with different departments are counted as separate procedures (table 21.5).

The company's employees are assumed to complete all procedures themselves unless the use of a third party is mandated (for example, if only an electrician registered with the utility is allowed to submit an application). If the company can, but is not required to, request the services of professionals (such as a private firm rather than the utility for the external works), these procedures are recorded if they are commonly done. For all procedures, only the most likely cases (for example, more than 50% of the time the utility has the material) and those followed in practice for connecting a warehouse to electricity are counted.

### Time

Time is recorded in calendar days. The measure captures the median duration that the electricity utility and experts indicate is necessary in practice, rather than required by law, to complete a procedure with minimum follow-up and no extra payments. It is also assumed that

the minimum time required for each procedure is 1 day. Although procedures may take place simultaneously, they cannot start on the same day (that is, simultaneous procedures start on consecutive days). It is assumed that the company does not waste time and commits to completing each remaining procedure without delay. The time that the company spends on gathering information is ignored. It is assumed that the company is aware of all electricity connection requirements and their sequence from the beginning.

### Cost

Cost is recorded as a percentage of the economy's income per capita. Costs are recorded exclusive of value added tax. All the fees and costs associated with completing the procedures to connect a warehouse to electricity are recorded, including those related to obtaining clearances from government agencies, applying for the connection, receiving inspections of both the site and the internal wiring, purchasing material, getting the

actual connection works and paying a security deposit. Information from local experts and specific regulations and fee schedules are used as sources for costs. If several local partners provide different estimates, the median reported value is used. In all cases the cost excludes bribes.

### Security deposit

Utilities require security deposits as a guarantee against the possible failure of customers to pay their consumption bills. For this reason the security deposit for a new customer is most often calculated as a function of the customer's estimated consumption.

*Doing Business* does not record the full amount of the security deposit. If the deposit is based on the customer's actual consumption, this basis is the one assumed in the case study. Rather than the full amount of the security deposit, *Doing Business* records the present value of the losses in interest earnings experienced by the customer because the utility holds the security deposit over a prolonged period, in most cases until the end of the contract (assumed to be after 5 years). In cases where the security deposit is used to cover the first monthly consumption bills, it is not recorded. To calculate the present value of the lost interest earnings, the end-2012 lending rates from the International Monetary Fund's *International Financial Statistics* are used. In cases where the security deposit is returned with interest, the difference between the lending rate and the interest paid by the utility is used to calculate the present value.

In some economies the security deposit can be put up in the form of a bond: the company can obtain from a bank or an insurance company a guarantee issued on the assets it holds with that financial institution. In contrast to the scenario in which the customer pays the deposit in cash to the utility, in this scenario the company does not lose ownership control over the full amount and can continue using it. In return the company will pay the bank a commission for obtaining the bond. The commission charged may vary depending on the credit standing of the company. The best possible credit standing and thus the lowest possible commission are assumed. Where a bond

can be put up, the value recorded for the deposit is the annual commission times the 5 years assumed to be the length of the contract. If both options exist, the cheaper alternative is recorded.

In Honduras in June 2013 a customer requesting a 140-kVA electricity connection would have had to put up a security deposit of 126,894 Honduran lempiras (L) in cash or check, and the deposit would have been returned only at the end of the contract. The customer could instead have invested this money at the prevailing lending rate of 18.45%. Over the 5 years of the contract this would imply a present value of lost interest earnings of L 72,475. In contrast, if the customer chose to settle the deposit with a bank guarantee at an annual rate of 2.5%, the amount lost over the 5 years would be just L 15,862.

*The data details on getting electricity can be found for each economy at <http://www.doingbusiness.org>.*

**TABLE 21.5** What do the getting electricity indicators measure?

Procedures to obtain an electricity connection (number)
Submitting all relevant documents and obtaining all necessary clearances and permits
Completing all required notifications and receiving all necessary inspections
Obtaining external installation works and possibly purchasing material for these works
Concluding any necessary supply contract and obtaining final supply
Time required to complete each procedure (calendar days)
Is at least 1 calendar day
Each procedure starts on a separate day
Does not include time spent gathering information
Reflects the time spent in practice, with little follow-up and no prior contact with officials
Cost required to complete each procedure (% of income per capita)
Official costs only, no bribes
Value added tax excluded

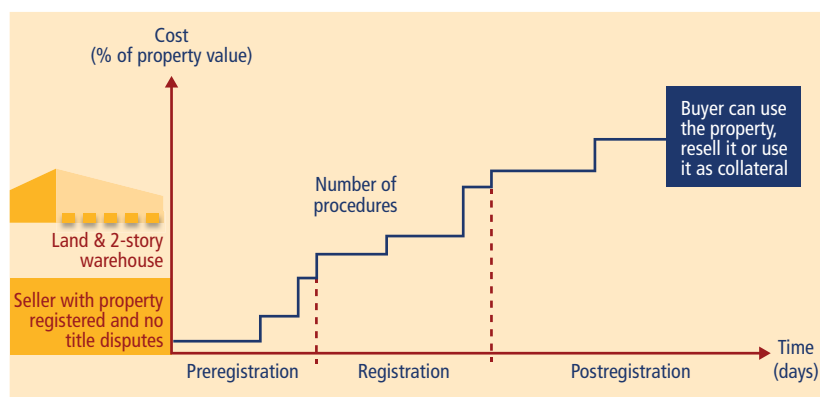
## REGISTERING PROPERTY

*Doing Business* records the full sequence of procedures necessary for a business (buyer) to purchase a property from another business (seller) and to transfer the property title to the buyer's name so that the buyer can use the property for expanding its business, use the property as collateral in taking new loans or, if necessary, sell the property to another business. The process starts with obtaining the necessary documents, such as a copy of the seller's title if necessary, and conducting due diligence if required. The transaction is considered complete when it is opposable to third parties and when the buyer can use the property, use it as collateral for a bank loan or resell it (figure 21.7). The ranking on the ease of registering property is the simple average of the percentile rankings on its component indicators (figure 21.8).

Every procedure required by law or necessary in practice is included, whether it is the responsibility of the seller or the buyer or must be completed by a third party on their behalf. Local property lawyers, notaries and property registries provide information on procedures as well as the



**FIGURE 21.7** What are the time, cost and number of procedures required to transfer property between 2 local companies?



time and cost to complete each of them. The registering property indicators do not measure the accessibility of property registration systems, the legal security offered by formal registration, the use of informal property registration systems or the equity of land policies.

To make the data comparable across economies, several assumptions about the parties to the transaction, the property and the procedures are used.

### Assumptions about the parties

The parties (buyer and seller):

- Are limited liability companies.
- Are located in the periurban area of the economy's largest business city (see table 21A.1).
- Are 100% domestically and privately owned.
- Have 50 employees each, all of whom are nationals.
- Perform general commercial activities.

### Assumptions about the property

The property:

- Has a value of 50 times income per capita. The sale price equals the value.
- Is fully owned by the seller.
- Has no mortgages attached and has been under the same ownership for the past 10 years.
- Is registered in the land registry or cadastre, or both, and is free of title disputes.


- Is located in a periurban commercial zone, and no rezoning is required.
- Consists of land and a building. The land area is 557.4 square meters (6,000 square feet). A 2-story warehouse of 929 square meters (10,000 square feet) is located on the land. The warehouse is 10 years old, is in good condition and complies with all safety standards, building codes and other legal requirements. It has no heating system. The property of land and building will be transferred in its entirety.
- Will not be subject to renovations or additional building following the purchase.
- Has no trees, natural water sources, natural reserves or historical monuments of any kind.
- Will not be used for special purposes, and no special permits, such as for residential use, industrial plants, waste storage or certain types of agricultural activities, are required.
- Has no occupants, and no other party holds a legal interest in it.

### Procedures

A procedure is defined as any interaction of the buyer or the seller, their agents (if an agent is legally or in practice required) or the property with external parties, including government agencies, inspectors, notaries and lawyers. Interactions between company officers and employees are not considered. All procedures that are legally or in practice required for registering property are recorded, even if

**FIGURE 21.8** Registering property: transfer of property between 2 local companies

Rankings are based on 3 indicators



they may be avoided in exceptional cases (table 21.6). It is assumed that the buyer follows the fastest legal option available and used by the majority of property owners. Although the buyer may use lawyers or other professionals where necessary in the registration process, it is assumed that the buyer does not employ an outside facilitator in the registration process unless legally or in practice required to do so.

### Time

Time is recorded in calendar days. The measure captures the median duration that property lawyers, notaries or registry officials indicate is necessary to complete a procedure. It is assumed that the minimum time required for each procedure is 1 day, except for procedures that can be fully completed online, for which the time required is recorded as half a day. Although procedures may take place simultaneously, they cannot start on the same day, again with the exception of procedures that can be fully completed online. It is assumed that the buyer does not waste time and commits to completing each remaining procedure without delay. If a procedure can be accelerated for an additional cost, the fastest legal procedure available and used by the majority of property owners is chosen. If procedures can be undertaken simultaneously, it is assumed that they are. It is assumed that the parties

involved are aware of all requirements and their sequence from the beginning. Time spent on gathering information is not considered.

**Cost**

Cost is recorded as a percentage of the property value, assumed to be equivalent to 50 times income per capita. Only official costs required by law are recorded, including fees, transfer taxes, stamp duties and any other payment to the property registry, notaries, public agencies or lawyers. Other taxes, such as capital gains tax or value added tax, are excluded from the cost measure. Both costs borne by the buyer and those borne by the seller are included. If cost estimates differ among sources, the median reported value is used.

*The data details on registering property can be found for each economy at <http://www.doingbusiness.org> by selecting the economy in the drop-down list.*

**TABLE 21.6 What do the registering property indicators measure?**

**Procedures to legally transfer title on immovable property (number)**

Preregistration procedures (for example, checking for liens, notarizing sales agreement, paying property transfer taxes)

Registration procedures in the economy's largest business city

Postregistration procedures (for example, filing title with municipality)

**Time required to complete each procedure (calendar days)**

Does not include time spent gathering information

Each procedure starts on a separate day. Procedures that can be fully completed online are an exception to this rule.

Procedure considered completed once final document is received

No prior contact with officials

**Cost required to complete each procedure (% of property value)**

Official costs only, no bribes

No value added or capital gains taxes included

**GETTING CREDIT**

*Doing Business* measures the legal rights of borrowers and lenders with respect to secured transactions through one set of indicators and the sharing of credit information through another. The first set of indicators measures whether certain features that facilitate lending exist within the applicable collateral and bankruptcy laws. The second set measures the coverage, scope and accessibility of credit information available through public credit registries and private credit bureaus (figure 21.9). The ranking on the ease of getting credit is based on the percentile rankings on the sum of its component indicators: the depth of credit information index and the strength of legal rights index (figure 21.10).

**Legal rights**

The data on the legal rights of borrowers and lenders are gathered through a questionnaire administered to financial lawyers and verified through analysis of laws and regulations as well as public sources of information on collateral and bankruptcy laws. Questionnaire responses are verified through several rounds of follow-up communication with respondents as well as by contacting third parties and consulting public sources. The questionnaire data are confirmed through teleconference calls or on-site visits in all economies.

**Strength of legal rights index**

The strength of legal rights index measures the degree to which collateral and

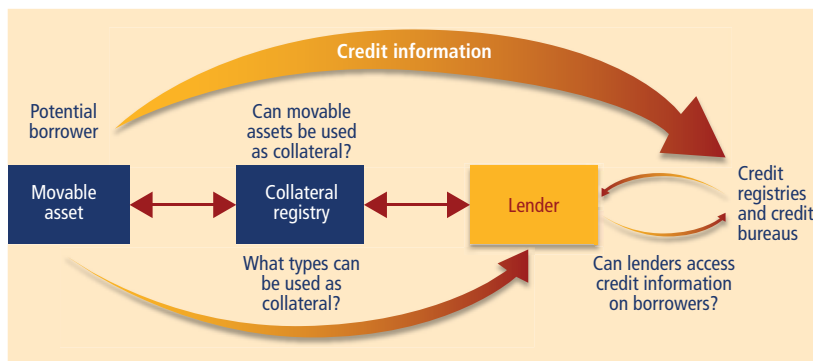
bankruptcy laws protect the rights of borrowers and lenders and thus facilitate lending (table 21.7). Two case scenarios, case A and case B, are used to determine the scope of the secured transactions system. The case scenarios involve a secured borrower, the incorporated company ABC, and a secured lender, BizBank. For example, in some economies the legal framework for secured transactions will allow only case A or case B to apply (not both). Both cases examine the same set of legal provisions relating to the use of movable collateral.

Several assumptions about the secured borrower and lender are used:

- ABC is a domestically incorporated, limited liability company.
- The company has up to 50 employees.
- ABC has its headquarters and only base of operations in the economy's largest business city (see table 21A.1).
- Both ABC and BizBank are 100% domestically owned.


The case scenarios also involve assumptions. In case A, as collateral for the loan, ABC grants BizBank a nonpossessory security interest in one category of movable assets, for example, its machinery or its inventory. ABC wants to keep both possession and ownership of the collateral. In economies where the law does not allow nonpossessory security interests in movable property, ABC and BizBank use a fiduciary transfer-of-title arrangement (or a similar substitute for nonpossessory security interests). The strength of legal rights index does not cover functional equivalents

**FIGURE 21.9 Do lenders have credit information on entrepreneurs seeking credit? Is the law favorable to borrowers and lenders using movable assets as collateral?**



**FIGURE 21.10** Getting credit: collateral rules and credit information

Rankings are based on 2 indicators



Note: Private bureau coverage and public registry coverage are measured but do not count for the rankings.

to security over movable assets (for example, leasing or reservation of title).

In case B, ABC grants BizBank a business charge, enterprise charge, floating charge or any charge that gives BizBank a security interest over ABC's combined movable assets (or as much of ABC's movable assets as possible). ABC keeps ownership and possession of the assets.

**TABLE 21.7** What do the getting credit indicators measure?

**Strength of legal rights index (0–10)**

Protection of rights of borrowers and lenders through collateral laws

Protection of secured creditors' rights through bankruptcy laws

**Depth of credit information index (0–6)**

Scope and accessibility of credit information distributed by public credit registries and private credit bureaus

**Public credit registry coverage (% of adults)**

Number of individuals and firms listed in a public credit registry as percentage of adult population

**Private credit bureau coverage (% of adults)**

Number of individuals and firms listed in largest private credit bureau as percentage of adult population

The strength of legal rights index includes 8 aspects related to legal rights in collateral law and 2 aspects in bankruptcy law. A score of 1 is assigned for each of the following features of the laws:

- Any business may use movable assets as collateral while keeping possession of the assets, and any financial institution may accept such assets as collateral.
- The law allows a business to grant a nonpossessory security right in a single category of movable assets (such as accounts receivable or inventory), without requiring a specific description of the collateral.
- The law allows a business to grant a nonpossessory security right in substantially all its movable assets, without requiring a specific description of the collateral.
- A security right may be given over future or after-acquired assets and may extend automatically to the products, proceeds or replacements of the original assets.
- A general description of debts and obligations is permitted in the collateral agreement and in registration documents; all types of debts and obligations can be secured between the parties, and the collateral agreement can include a maximum amount for which the assets are encumbered.
- A collateral registry or registration institution for security interests over movable property is in operation, unified geographically and by asset type, with an electronic database indexed by debtors' names.
- Secured creditors are paid first (for example, before tax claims and employee claims) when a debtor defaults outside an insolvency procedure.
- Secured creditors are paid first (for example, before tax claims and employee claims) when a business is liquidated.
- Secured creditors either are not subject to an automatic stay or moratorium on enforcement procedures when a debtor enters a court-supervised reorganization procedure, or the law provides secured creditors with grounds for relief from an automatic stay or moratorium (for example, if the movable property is in danger) or sets a time limit for the automatic stay.

- The law allows parties to agree in a collateral agreement that the lender may enforce its security right out of court.

The index ranges from 0 to 10, with higher scores indicating that collateral and bankruptcy laws are better designed to expand access to credit.

### Credit information

The data on credit information sharing are built in 2 stages. First, banking supervision authorities and public information sources are surveyed to confirm the presence of a public credit registry or private credit bureau. Second, when applicable, a detailed questionnaire on the public credit registry's or private credit bureau's structure, laws and associated rules is administered to the entity itself. Questionnaire responses are verified through several rounds of follow-up communication with respondents as well as by contacting third parties and consulting public sources. The questionnaire data are confirmed through teleconference calls or on-site visits in all economies.

### Depth of credit information index

The depth of credit information index measures rules and practices affecting the coverage, scope and accessibility of credit information available through either a public credit registry or a private credit bureau. A score of 1 is assigned for each of the following 6 features of the public credit registry or private credit bureau (or both):

- Data on both firms and individuals are distributed.
- Both positive credit information (for example, outstanding loan amounts and pattern of on-time repayments) and negative information (for example, late payments and the number and amount of defaults and bankruptcies) are distributed.
- Data from retailers and utility companies as well as financial institutions are distributed.
- More than 2 years of historical data are distributed. Credit registries and bureaus that erase data on defaults as soon as they are repaid obtain a score of 0 for this indicator.

- Data on loan amounts below 1% of income per capita are distributed. Note that a credit registry or bureau must have a minimum coverage of 1% of the adult population to score a 1 on this indicator.
- By law, borrowers have the right to access their data in the largest credit registry or bureau in the economy.

The index ranges from 0 to 6, with higher values indicating the availability of more credit information, from either a public credit registry or a private credit bureau, to facilitate lending decisions. If the credit registry or bureau is not operational or has a coverage of less than 0.1% of the adult population, the score on the depth of credit information index is 0.

In Lithuania, for example, both a public credit registry and a private credit bureau operate. Both distribute positive and negative information (a score of 1). Both distribute data on firms and individuals (a score of 1). Both distribute more than 2 years of historical data (a score of 1). Although the public credit registry does not distribute data from retailers or utilities, the private credit bureau does do so (a score of 1). Although the public credit registry has a threshold of 1,000 litai, the private credit bureau distributes data on loans of any value (a score of 1). Borrowers have the right to access their data in both the public credit registry and the private credit bureau (a score of 1). Summing across the indicators gives Lithuania a total score of 6.

### Public credit registry coverage

The public credit registry coverage indicator reports the number of individuals and firms listed in a public credit registry's database as of January 1, 2013, with information on their borrowing history from the past 5 years. The number is expressed as a percentage of the adult population (the population age 15 and above in 2012 according to the World Bank's *World Development Indicators*). A public credit registry is defined as a database managed by the public sector, usually by the central bank or the superintendent of banks, that collects information on the creditworthiness of borrowers (individuals or firms) in the financial system and facilitates the exchange of credit information among banks and other regulated

financial institutions. If no public registry operates, the coverage value is 0.0%.

### Private credit bureau coverage

The private credit bureau coverage indicator reports the number of individuals and firms listed in a private credit bureau's database as of January 1, 2013, with information on their borrowing history from the past 5 years. The number is expressed as a percentage of the adult population (the population age 15 and above in 2012 according to the World Bank's *World Development Indicators*). A private credit bureau is defined as a private firm or nonprofit organization that maintains a database on the creditworthiness of borrowers (individuals or firms) in the financial system and facilitates the exchange of credit information among creditors. Credit investigative bureaus and credit reporting firms that do not directly facilitate information exchange among banks and other financial institutions are not considered. If no private bureau operates, the coverage value is 0.0%.

*The data details on getting credit can be found for each economy at <http://www.doingbusiness.org> by selecting the economy in the drop-down list. This methodology was developed by Djankov, McLiesh and Shleifer (2007) and is adopted here with minor changes.*

## PROTECTING INVESTORS

*Doing Business* measures the strength of minority shareholder protections against directors' misuse of corporate assets for personal gain. The indicators

distinguish 3 dimensions of investor protections: transparency of related-party transactions (extent of disclosure index), liability for self-dealing (extent of director liability index) and shareholders' ability to sue officers and directors for misconduct (ease of shareholder suits index) (figure 21.11). The data come from a questionnaire administered to corporate and securities lawyers and are based on securities regulations, company laws, civil procedure codes and court rules of evidence. The ranking on the strength of investor protection index is the simple average of the percentile rankings on its component indicators (figure 21.12).

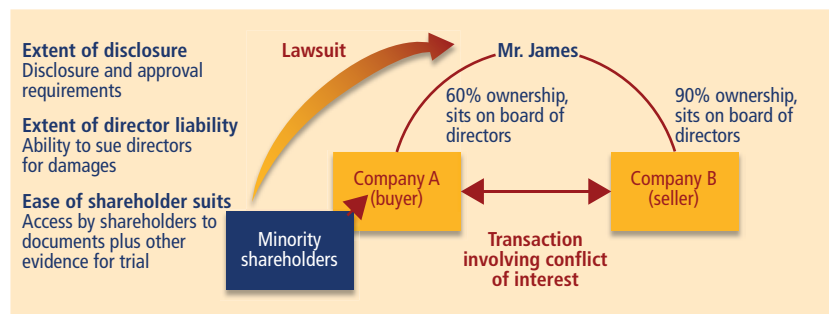
To make the data comparable across economies, several assumptions about the business and the transaction are used.

### Assumptions about the business

The business (Buyer):

- Is a publicly traded corporation listed on the economy's most important stock exchange. If the number of publicly traded companies listed on that exchange is less than 10, or if there is no stock exchange in the economy, it is assumed that Buyer is a large private company with multiple shareholders.
- Has a board of directors and a chief executive officer (CEO) who may legally act on behalf of Buyer where permitted, even if this is not specifically required by law.
- Has a supervisory board (applicable to economies with a 2-tier board system) on which 60% of the shareholder-

FIGURE 21.11 How well are minority shareholders protected against self-dealing in related-party transactions?



**FIGURE 21.12** Protecting investors: minority shareholder rights in related-party transactions

*Rankings are based on 3 indicators*



elected members have been appointed by Mr. James.

- Is a manufacturing company.
- Has its own distribution network.

**Assumptions about the transaction**

- Mr. James is Buyer’s controlling shareholder and a member of Buyer’s board of directors. He owns 60% of Buyer and elected 2 directors to Buyer’s 5-member board.
- Mr. James also owns 90% of Seller, a company that operates a chain of retail hardware stores. Seller recently closed a large number of its stores.
- Mr. James proposes that Buyer purchase Seller’s unused fleet of trucks to expand Buyer’s distribution of its food products, a proposal to which Buyer agrees. The price is equal to 10% of Buyer’s assets and is higher than the market value.
- The proposed transaction is part of the company’s ordinary course of business and is not outside the authority of the company.
- Buyer enters into the transaction. All required approvals are obtained, and all required disclosures made (that is, the transaction is not fraudulent).
- The transaction causes damages to Buyer. Shareholders sue Mr. James and the other parties that approved the transaction.

**Extent of disclosure index**

The extent of disclosure index has 5 components (table 21.8):

- Which corporate body can provide legally sufficient approval for the transaction. A score of 0 is assigned if it is the CEO or the managing director alone; 1 if the board of directors, the supervisory board or shareholders must vote and Mr. James is permitted to vote; 2 if the board of directors or the supervisory board must vote and Mr. James is not permitted to vote; 3 if shareholders must vote and Mr. James is not permitted to vote.
- Whether immediate disclosure of the transaction to the public, the regulator or the shareholders is required.<sup>4</sup> A score of 0 is assigned if no disclosure is required; 1 if disclosure on the terms of the transaction is required but not on Mr. James’s conflict of interest; 2 if disclosure on both the terms and Mr. James’s conflict of interest is required.
- Whether disclosure in the annual report is required. A score of 0 is assigned if no disclosure on the transaction is required; 1 if disclosure on the terms of the transaction is required but not on Mr. James’s conflict of interest; 2 if disclosure on both the terms and Mr. James’s conflict of interest is required.
- Whether disclosure by Mr. James to the board of directors or the supervisory board is required. A score of 0 is assigned if no disclosure is required; 1 if a general disclosure of the existence of a conflict of interest is required without any specifics; 2 if full disclosure of all material facts relating to Mr. James’s interest in the Buyer-Seller transaction is required.
- Whether it is required that an external body, for example, an external auditor, review the transaction before it takes place. A score of 0 is assigned if no; 1 if yes.

The index ranges from 0 to 10, with higher values indicating greater disclosure. In Poland, for example, the board of directors must approve the transaction and Mr. James is not allowed to vote (a score of 2). Buyer is required to disclose immediately all information affecting the stock price, including the conflict of interest (a score of 2). In its annual report

Buyer must also disclose the terms of the transaction and Mr. James’s ownership in Buyer and Seller (a score of 2). Before the transaction Mr. James must disclose his conflict of interest to the other directors, but he is not required to provide specific information about it (a score of 1). Poland does not require an external body to review the transaction (a score of 0). Adding these numbers gives Poland a score of 7 on the extent of disclosure index.

**Extent of director liability index**

The extent of director liability index has 7 components:<sup>5</sup>

- Whether a shareholder plaintiff is able to hold Mr. James liable for the damage the Buyer-Seller transaction causes to the company. A score of 0 is assigned if Mr. James cannot be held liable or can be held liable only for fraud, bad faith or gross negligence; 1 if Mr. James can be held liable only if he influenced the approval of the transaction or was negligent; 2 if Mr. James can be held liable when

TABLE 21.8 What do the protecting investors indicators measure?	
<b>Extent of disclosure index (0–10)</b>	Approval process for related-party transactions
	Disclosure requirements in case of related-party transactions
<b>Extent of director liability index (0–10)</b>	Ability of minority shareholders to file a direct or derivative lawsuit
	Ability of minority shareholders to hold interested parties and members of the approving body liable for prejudicial related-party transactions
	Available legal remedies (damages, disgorgement of profits, fines, imprisonment and rescission of the transaction)
<b>Ease of shareholder suits index (0–10)</b>	Access to internal corporate documents (directly or through a government inspector)
	Documents and information available during trial
<b>Strength of investor protection index (0–10)</b>	Simple average of the extent of disclosure, extent of director liability and ease of shareholder suits indices



the transaction is unfair or prejudicial to the other shareholders.

- Whether a shareholder plaintiff is able to hold the approving body (the CEO, members of the board of directors or members of the supervisory board) liable for the damage the transaction causes to the company. A score of 0 is assigned if the approving body cannot be held liable or can be held liable only for fraud, bad faith or gross negligence; 1 if the approving body can be held liable for negligence; 2 if the approving body can be held liable when the transaction is unfair or prejudicial to the other shareholders.
- Whether a court can void the transaction upon a successful claim by a shareholder plaintiff. A score of 0 is assigned if rescission is unavailable or is available only in case of fraud, bad faith or gross negligence; 1 if rescission is available when the transaction is oppressive or prejudicial to the other shareholders; 2 if rescission is available when the transaction is unfair or entails a conflict of interest.
- Whether Mr. James pays damages for the harm caused to the company upon a successful claim by the shareholder plaintiff. A score of 0 is assigned if no; 1 if yes.
- Whether Mr. James repays profits made from the transaction upon a successful claim by the shareholder plaintiff. A score of 0 is assigned if no; 1 if yes.
- Whether both fines and imprisonment can be applied against Mr. James. A score of 0 is assigned if no; 1 if yes.
- Whether shareholder plaintiffs are able to sue directly or derivatively for the damage the transaction causes to the company. A score of 0 is assigned if suits are unavailable or are available only for shareholders holding more than 10% of the company's share capital; 1 if direct or derivative suits are available for shareholders holding 10% or less of share capital.

The index ranges from 0 to 10, with higher values indicating greater liability of directors. Assuming that the prejudicial transaction was duly approved and disclosed, in order to hold Mr. James liable in Panama, for example, a plaintiff must prove that Mr. James influenced the approving

body or acted negligently (a score of 1). To hold the other directors liable, a plaintiff must prove that they acted negligently (a score of 1). The prejudicial transaction cannot be voided (a score of 0). If Mr. James is found liable, he must pay damages (a score of 1) but he is not required to disgorge his profits (a score of 0). Mr. James cannot be fined and imprisoned (a score of 0). Direct or derivative suits are available for shareholders holding 10% or less of share capital (a score of 1). Adding these numbers gives Panama a score of 4 on the extent of director liability index.

### Ease of shareholder suits index

The ease of shareholder suits index has 6 components:

- What range of documents is available to the shareholder plaintiff from the defendant and witnesses during trial. A score of 1 is assigned for each of the following types of documents available: information that the defendant has indicated he intends to rely on for his defense; information that directly proves specific facts in the plaintiff's claim; any information relevant to the subject matter of the claim; and any information that may lead to the discovery of relevant information.
- Whether the plaintiff can directly examine the defendant and witnesses during trial. A score of 0 is assigned if no; 1 if yes, with prior approval of the questions by the judge; 2 if yes, without prior approval.
- Whether the plaintiff can obtain categories of relevant documents from the defendant without identifying each document specifically. A score of 0 is assigned if no; 1 if yes.
- Whether shareholders owning 10% or less of the company's share capital can request that a government inspector investigate the Buyer-Seller transaction without filing suit in court. A score of 0 is assigned if no; 1 if yes.
- Whether shareholders owning 10% or less of the company's share capital have the right to inspect the transaction documents before filing suit. A score of 0 is assigned if no; 1 if yes.
- Whether the standard of proof for civil suits is lower than that for a criminal case. A score of 0 is assigned if no; 1 if yes.

The index ranges from 0 to 10, with higher values indicating greater powers of shareholders to challenge the transaction. In Croatia, for example, the plaintiff can access documents that the defendant intends to rely on for his defense (a score of 1). The plaintiff can examine the defendant and witnesses during trial, without prior approval of the questions by the court (a score of 2). The plaintiff must specifically identify the documents being sought (for example, the Buyer-Seller purchase agreement of July 15, 2006) and cannot simply request categories (for example, all documents related to the transaction) (a score of 0). A shareholder holding 5% of Buyer's shares can request that a government inspector review suspected mismanagement by Mr. James and the CEO without filing suit in court (a score of 1). Shareholders cannot inspect the transaction documents before deciding whether to sue (a score of 0). The standard of proof for civil suits is the same as that for a criminal case (a score of 0). Adding these numbers gives Croatia a score of 4 on the ease of shareholder suits index.

### Strength of investor protection index

The strength of investor protection index is the average of the extent of disclosure index, the extent of director liability index and the ease of shareholder suits index. The index ranges from 0 to 10, with higher values indicating more investor protection.

*The data details on protecting investors can be found for each economy at <http://www.doingbusiness.org> by selecting the economy in the drop-down list. This methodology was developed by Djankov and others (2008).*

## PAYING TAXES

*Doing Business* records the taxes and mandatory contributions that a medium-size company must pay in a given year as well as measures of the administrative burden of paying taxes and contributions (figure 21.13). The project was developed and implemented in cooperation with PwC.<sup>6</sup> Taxes and contributions measured include the profit or corporate income tax, social contributions and labor taxes paid by the employer, property taxes, property transfer taxes, dividend tax, capital gains



tax, financial transactions tax, waste collection taxes, vehicle and road taxes, and any other small taxes or fees.

The ranking on the ease of paying taxes is the simple average of the percentile rankings on its component indicators, with a threshold being applied to one of the component indicators, the total tax rate (figure 21.14). The threshold is defined as the highest total tax rate among the top 15% of economies in the ranking on the total tax rate. It is calculated and adjusted on a yearly basis. This year's threshold is 25.5%. All economies with a total tax rate below this threshold receive the same score as the economy at the threshold. The threshold is not based on any economic theory of an "optimal tax rate" that minimizes distortions or maximizes efficiency in the tax system of an economy overall. Instead, it is mainly empirical in nature, set at the lower end of the distribution of tax rates levied on medium-size enterprises in the manufacturing sector as observed through the paying taxes indicators. This reduces the bias in the indicators toward economies that do not need to levy significant taxes on companies like the *Doing Business* standardized case study company because they raise public revenue in other ways—for example, through taxes on foreign companies, through taxes on sectors other than manufacturing or from natural resources (all of which are outside the scope of the methodology).

*Doing Business* measures all taxes and contributions that are government mandated (at any level—federal, state or lo-

cal) and that apply to the standardized business and have an impact in its financial statements. In doing so, *Doing Business* goes beyond the traditional definition of a tax. As defined for the purposes of government national accounts, taxes include only compulsory, unrequited payments to general government. *Doing Business* departs from this definition because it measures imposed charges that affect business accounts, not government accounts. One main difference relates to labor contributions. The *Doing Business* measure includes government-mandated contributions paid by the employer to a required private pension fund or workers' insurance fund. The indicator includes, for example, Australia's compulsory superannuation guarantee and workers' compensation insurance. For the purpose of calculating the total tax rate (defined below), only taxes borne are included. For example, value added taxes are generally excluded (provided they are not irrecoverable) because they do not affect the accounting profits of the business—that is, they are not reflected in the income statement. They are, however, included for the purpose of the compliance measures (time and payments), as they add to the burden of complying with the tax system.

*Doing Business* uses a case scenario to measure the taxes and contributions paid by a standardized business and the complexity of an economy's tax compliance system. This case scenario uses a set of financial statements and assumptions about transactions made over the course of the year. In each economy tax experts from a

number of different firms (in many economies these include PwC) compute the taxes and mandatory contributions due in their jurisdiction based on the standardized case study facts. Information is also compiled on the frequency of filing and payments as well as time taken to comply with tax laws in an economy. To make the data comparable across economies, several assumptions about the business and the taxes and contributions are used.

The methodology for the paying taxes indicators has benefited from discussion with members of the International Tax Dialogue and other stakeholders, which led to a refinement of the questions on the time to pay taxes, the collection of additional data on the labor tax wedge for further research and the introduction of a threshold applied to the total tax rate for the purpose of calculating the ranking on the ease of paying taxes.

### Assumptions about the business

The business:

- Is a limited liability, taxable company. If there is more than one type of limited liability company in the economy, the limited liability form most common among domestic firms is chosen. The most common form is reported by incorporation lawyers or the statistical office.
- Started operations on January 1, 2011.

FIGURE 21.13 What are the time, total tax rate and number of payments necessary for a local medium-size company to pay all taxes?

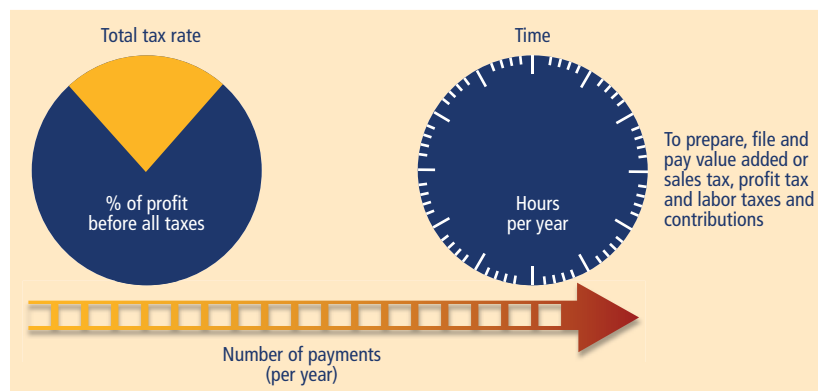
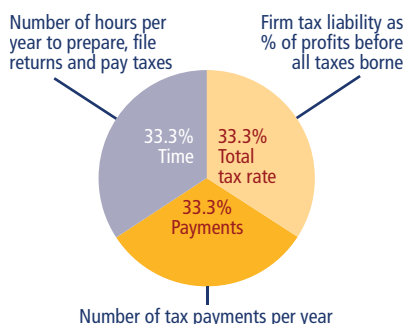


FIGURE 21.14 Paying taxes: tax compliance for a local manufacturing company

Rankings are based on 3 indicators



Note: All economies below the threshold receive the same score in the total tax rate component as the economies at the threshold.

At that time the company purchased all the assets shown in its balance sheet and hired all its workers.

- Operates in the economy's largest business city (see table 21A.1).
- Is 100% domestically owned and has 5 owners, all of whom are natural persons.
- At the end of 2011, has a start-up capital of 102 times income per capita.
- Performs general industrial or commercial activities. Specifically, it produces ceramic flowerpots and sells them at retail. It does not participate in foreign trade (no import or export) and does not handle products subject to a special tax regime, for example, liquor or tobacco.
- At the beginning of 2012, owns 2 plots of land, 1 building, machinery, office equipment, computers and 1 truck and leases 1 truck.
- Does not qualify for investment incentives or any benefits apart from those related to the age or size of the company.
- Has 60 employees—4 managers, 8 assistants and 48 workers. All are nationals, and 1 manager is also an owner. The company pays for additional medical insurance for employees (not mandated by any law) as an additional benefit. In addition, in some economies reimbursable business travel and client entertainment expenses are considered fringe benefits. When applicable, it is assumed that the company pays the fringe benefit tax on this expense or that the benefit becomes taxable income for the employee. The case study assumes no additional salary additions for meals, transportation, education or others. Therefore, even when such benefits are frequent, they are not added to or removed from the taxable gross salaries to arrive at the labor tax or contribution calculation.
- Has a turnover of 1,050 times income per capita.
- Makes a loss in the first year of operation.
- Has a gross margin (pretax) of 20% (that is, sales are 120% of the cost of goods sold).
- Distributes 50% of its net profits as dividends to the owners at the end of the second year.
- Sells one of its plots of land at a profit

at the beginning of the second year.

- Has annual fuel costs for its trucks equal to twice income per capita.
- Is subject to a series of detailed assumptions on expenses and transactions to further standardize the case. All financial statement variables are proportional to 2005 income per capita. For example, the owner who is also a manager spends 10% of income per capita on traveling for the company (20% of this owner's expenses are purely private, 20% are for entertaining customers and 60% for business travel).

**Assumptions about the taxes and contributions**

- All the taxes and contributions recorded are those paid in the second year of operation (calendar year 2012). A tax or contribution is considered distinct if it has a different name or is collected by a different agency. Taxes and contributions with the same name and agency, but charged at different rates depending on the business, are counted as the same tax or contribution.
- The number of times the company pays taxes and contributions in a year is the number of different taxes or contributions multiplied by the frequency of payment (or withholding) for each tax. The frequency of payment includes advance payments (or withholding) as well as regular payments (or withholding).

**Tax payments**

The tax payments indicator reflects the total number of taxes and contributions paid, the method of payment, the frequency of payment, the frequency of filing and the number of agencies involved for this standardized case study company during the second year of operation (table 21.9). It includes taxes withheld by the company, such as sales tax, value added tax and employee-borne labor taxes. These taxes are traditionally collected by the company from the consumer or employee on behalf of the tax agencies. Although they do not affect the income statements of the company, they add to the administrative burden of complying

with the tax system and so are included in the tax payments measure.

The number of payments takes into account electronic filing. Where full electronic filing and payment is allowed and it is used by the majority of medium-size businesses, the tax is counted as paid once a year even if filings and payments are more frequent. For payments made through third parties, such as tax on interest paid by a financial institution or fuel tax paid by a fuel distributor, only one payment is included even if payments are more frequent.

Where 2 or more taxes or contributions are filed for and paid jointly using the same form, each of these joint payments is counted once. For example, if mandatory health insurance contributions and mandatory pension contributions are filed for and paid together, only one of these contributions would be included in the number of payments.

**TABLE 21.9 What do the paying taxes indicators measure?**

Tax payments for a manufacturing company in 2012 (number per year adjusted for electronic and joint filing and payment)
Total number of taxes and contributions paid, including consumption taxes (value added tax, sales tax or goods and service tax)
Method and frequency of filing and payment
Time required to comply with 3 major taxes (hours per year)
Collecting information and computing the tax payable
Completing tax return forms, filing with proper agencies
Arranging payment or withholding
Preparing separate mandatory tax accounting books, if required
Total tax rate (% of profit before all taxes)
Profit or corporate income tax
Social contributions and labor taxes paid by the employer
Property and property transfer taxes
Dividend, capital gains and financial transactions taxes
Waste collection, vehicle, road and other taxes

## Time

Time is recorded in hours per year. The indicator measures the time taken to prepare, file and pay 3 major types of taxes and contributions: the corporate income tax, value added or sales tax, and labor taxes, including payroll taxes and social contributions. Preparation time includes the time to collect all information necessary to compute the tax payable and to calculate the amount payable. If separate accounting books must be kept for tax purposes—or separate calculations made—the time associated with these processes is included. This extra time is included only if the regular accounting work is not enough to fulfill the tax accounting requirements. Filing time includes the time to complete all necessary tax return forms and file the relevant returns at the tax authority. Payment time considers the hours needed to make the payment online or at the tax authorities. Where taxes and contributions are paid in person, the time includes delays while waiting.

## Total tax rate

The total tax rate measures the amount of taxes and mandatory contributions borne by the business in the second year of operation, expressed as a share of commercial profit. *Doing Business 2014* reports the total tax rate for calendar year 2012. The total amount of taxes borne is the sum of all the different taxes and contributions payable after accounting for allowable deductions and exemptions. The taxes withheld (such as personal income tax) or collected by the company and remitted to the tax authorities (such as value added tax, sales tax or goods and

service tax) but not borne by the company are excluded. The taxes included can be divided into 5 categories: profit or corporate income tax, social contributions and labor taxes paid by the employer (in respect of which all mandatory contributions are included, even if paid to a private entity such as a required pension fund), property taxes, turnover taxes and other taxes (such as municipal fees and vehicle taxes). Fuel taxes are no longer included in the total tax rate because of the difficulty of computing these taxes in a consistent way for all economies covered. The fuel tax amounts are in most cases very small, and measuring these amounts is often complicated because they depend on fuel consumption. Fuel taxes continue to be counted in the number of payments.

The total tax rate is designed to provide a comprehensive measure of the cost of all the taxes a business bears. It differs from the statutory tax rate, which merely provides the factor to be applied to the tax base. In computing the total tax rate, the actual tax payable is divided by commercial profit. Data for Kiribati are provided as an example (table 21.10).

Commercial profit is essentially net profit before all taxes borne. It differs from the conventional profit before tax, reported in financial statements. In computing profit before tax, many of the taxes borne by a firm are deductible. In computing commercial profit, these taxes are not deductible. Commercial profit therefore presents a clear picture of the actual profit of a business before any of the taxes it bears in the course of the fiscal year.

Commercial profit is computed as sales minus cost of goods sold, minus gross salaries, minus administrative expenses, minus other expenses, minus provisions, plus capital gains (from the property sale) minus interest expense, plus interest income and minus commercial depreciation. To compute the commercial depreciation, a straight-line depreciation method is applied, with the following rates: 0% for the land, 5% for the building, 10% for the machinery, 33% for the computers, 20% for the office equipment, 20% for the truck and 10% for business development expenses. Commercial profit amounts to 59.4 times income per capita.

The methodology for calculating the total tax rate is broadly consistent with the Total Tax Contribution framework developed by PwC and the calculation within this framework for taxes borne. But while the work undertaken by PwC is usually based on data received from the largest companies in the economy, *Doing Business* focuses on a case study for a standardized medium-size company.

*The data details on paying taxes can be found for each economy at <http://www.doingbusiness.org> by selecting the economy in the drop-down list. This methodology was developed by Djankov and others (2010).*

## TRADING ACROSS BORDERS

*Doing Business* measures the time and cost (excluding tariffs) associated with exporting and importing a standardized cargo of goods by sea transport. The time and cost necessary to complete every official procedure for exporting and importing the goods are recorded; however, the time and cost for sea transport are not included. All documents needed by the trader to export or import the goods across the border are also recorded. For exporting goods, procedures range from packing the goods into the container at the warehouse to their departure from the port of exit. For importing goods, procedures range from the vessel's arrival at the port of entry to the cargo's delivery at the warehouse. For landlocked economies, these include procedures at the inland border post, since the port is located in the transit economy. Payment is made by letter of credit, and the time,

TABLE 21.10 Computing the total tax rate for Kiribati

Type of tax (tax base)	Statutory rate $r$ (%)	Statutory tax base $b$ (\$A)	Actual tax payable $a = r \times b$ (\$A)	Commercial profit* $c$ (\$A)	Total tax rate $t = a/c$ (%)
Corporate income tax (taxable income)	20.0–35.0	87,565	25,647	109,801	23.4
Employer-paid social security contributions (taxable wages)	7.5	123,854	9,289	109,801	8.5
<b>Total</b>			<b>34,936</b>		<b>31.8</b>

\* Profit before all taxes borne.

Note: Commercial profit is assumed to be 59.4 times income per capita. \$A is Australian dollar.

Source: *Doing Business* database.

cost and documents required for the issuance or advising of a letter of credit are taken into account (figure 21.15). The ranking on the ease of trading across borders is the simple average of the percentile rankings on its component indicators (figure 21.16).

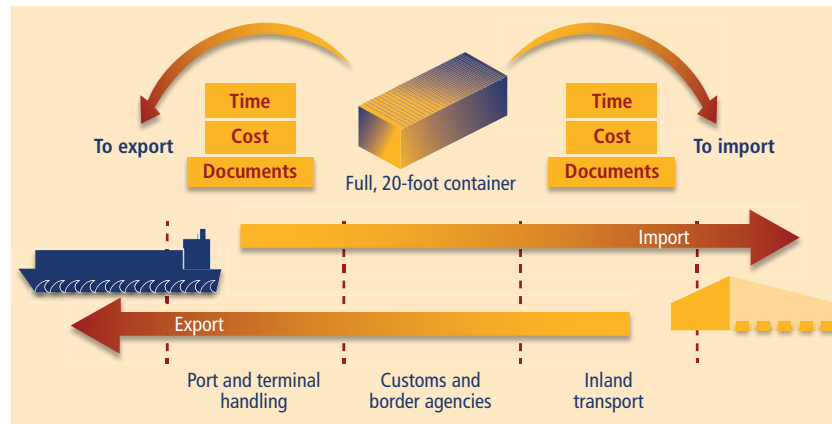
Local freight forwarders, shipping lines, customs brokers, port officials and banks provide information on required documents and cost as well as the time to complete each procedure. To make the data comparable across economies, several assumptions about the business and the traded goods are used.

**Assumptions about the traded goods**

The traded product travels in a dry-cargo, 20-foot,<sup>7</sup> full container load. It weighs 10 tons and is valued at \$20,000. The product:


- Is not hazardous nor does it include military items.
- Does not require refrigeration or any other special environment.
- Does not require any special phytosanitary or environmental safety standards other than accepted international standards.
- Is one of the economy's leading export or import products.

**FIGURE 21.15** How much time, how many documents and what cost to export and import by sea transport?



**FIGURE 21.16** Trading across borders: exporting and importing by sea transport

Rankings are based on 3 indicators



**Assumptions about the business**

The business:

- Has at least 60 employees.
- Is located in the economy's largest business city (see table 21A.1).
- Is a private, limited liability company.
- Does not operate in an export processing zone or an industrial estate with special export or import privileges.
- Is 100% domestically owned.
- Exports more than 10% of its sales.

**Documents**

All documents required per shipment to export and import the goods are recorded (table 21.11). It is assumed that a new contract is drafted per shipment and that the contract has already been agreed upon and executed by both parties. Documents required for clearance by relevant agencies—including government ministries, customs, port authorities and other control agencies—are taken into account. For landlocked economies, documents required by authorities in the transit economy are also included. Since payment is by letter of credit, all documents required by banks for the issuance or securing of a letter of credit are also taken into account. Documents that are requested at the time of clearance but that are valid for a year or longer and do not require renewal per shipment (for example, an annual tax clearance certificate) are not included. Documents that are required purely for purposes of preferential treatment are no longer included—for example, a certificate

of origin if the use is only to qualify for a preferential tariff rate under trade agreements. It is assumed that the exporter will

**TABLE 21.11** What do the trading across borders indicators measure?

Documents required to export and import (number)
Bank documents
Customs clearance documents
Port and terminal handling documents
Transport documents
Time required to export and import (days)
Obtaining, filling out and submitting all the documents
Inland transport and handling
Customs clearance and inspections
Port and terminal handling
Does not include sea transport time
Cost required to export and import (US\$ per container)
All documentation
Inland transport and handling
Customs clearance and inspections
Port and terminal handling
Official costs only, no bribes

always obtain a certificate of origin for its trade partner, however, and the time and cost associated with obtaining it are included in the time and cost to export.

### Time

The time for exporting and importing is recorded in calendar days. The time calculation for a procedure starts from the moment it is initiated and runs until it is completed. If a procedure can be accelerated for an additional cost and is available to all trading companies, the fastest legal procedure is chosen. Fast-track procedures applying only to firms located in an export processing zone, or only to certain accredited firms under authorized economic operator programs, are not taken into account because they are not available to all trading companies. Sea transport time is not included. It is assumed that neither the exporter nor the importer wastes time and that each commits to completing each remaining procedure without delay. Procedures that can be completed in parallel are measured as simultaneous. But it is assumed that document preparation, inland transport, customs and other clearance, and port and terminal handling require a minimum time of 1 day each and cannot take place simultaneously. The waiting time between procedures—for example, during unloading of the cargo—is included in the measure.

### Cost

Cost measures the fees levied on a 20-foot container in U.S. dollars. All the fees associated with completing the procedures to export or import the goods are taken into account. These include costs for documents, administrative fees for customs clearance and inspections, customs broker fees, port-related charges and inland transport costs. The cost does not include customs tariffs and duties or costs related to sea transport. Only official costs are recorded.

*The data details on trading across borders can be found for each economy at <http://www.doingbusiness.org> by selecting the economy in the drop-down list. This methodology was developed by Djankov, Freund and Pham (2010) and is adopted here with minor changes.*

## ENFORCING CONTRACTS

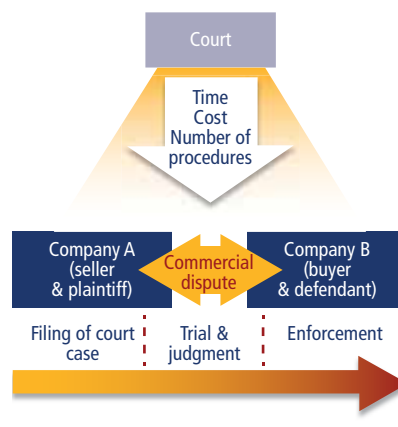
Indicators on enforcing contracts measure the efficiency of the judicial system in resolving a commercial dispute. The data are built by following the step-by-step evolution of a commercial sale dispute before local courts. The data are collected through study of the codes of civil procedure and other court regulations as well as questionnaires completed by local litigation lawyers and by judges (figure 21.17). The ranking on the ease of enforcing contracts is the simple average of the percentile rankings on its component indicators (figure 21.18).

The name of the relevant court in each economy—the court in the largest business city with jurisdiction over commercial cases worth 200% of income per capita—is published at <http://www.doingbusiness.org/data/exploretopics/enforcing-contracts>.

### Assumptions about the case

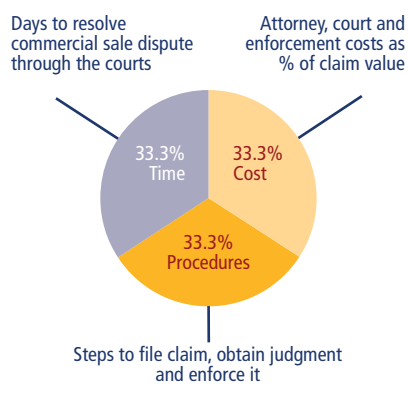
- The value of the claim equals 200% of the economy's income per capita.
- The dispute concerns a lawful transaction between 2 businesses (Seller and Buyer), located in the economy's largest business city (see table 21A.1). Seller sells goods worth 200% of the economy's income per capita to Buyer. After Seller delivers the goods to Buyer, Buyer refuses to pay for the goods on the grounds that the delivered goods were not of adequate quality.
- Seller (the plaintiff) sues Buyer (the defendant) to recover the amount under the sales agreement (that is, 200% of the economy's income per capita). Buyer opposes Seller's claim, saying that the quality of the goods is not adequate. The claim is disputed on the merits. The court cannot decide the case on the basis of documentary evidence or legal title alone.
- A court in the economy's largest business city with jurisdiction over commercial cases worth 200% of income per capita decides the dispute.
- Seller attaches Buyer's movable assets (for example, office equipment and vehicles) before obtaining a judgment because Seller fears that Buyer may become insolvent.

**FIGURE 21.17** What are the time, cost and number of procedures to resolve a commercial dispute through the courts?



- An expert opinion is given on the quality of the delivered goods. If it is standard practice in the economy for each party to call its own expert witness, the parties each call one expert witness. If it is standard practice for the judge to appoint an independent expert, the judge does so. In this case the judge does not allow opposing expert testimony.
- The judgment is 100% in favor of Seller: the judge decides that the goods are of adequate quality and that Buyer must pay the agreed price.
- Buyer does not appeal the judgment. Seller decides to start enforcing the

**FIGURE 21.18** Enforcing contracts: resolving a commercial dispute through the courts  
*Rankings are based on 3 indicators*





**TABLE 21.12** What do the enforcing contracts indicators measure?

Procedures to enforce a contract through the courts (number)
Steps to file and serve the case
Steps for trial and judgment
Steps to enforce the judgment
Time required to complete procedures (calendar days)
Time to file and serve the case
Time for trial and obtaining judgment
Time to enforce the judgment
Cost required to complete procedures (% of claim)
Average attorney fees
Court costs
Enforcement costs

judgment as soon as the time allocated by law for appeal expires.

- Seller takes all required steps for prompt enforcement of the judgment. The money is successfully collected through a public sale of Buyer's movable assets (for example, office equipment and vehicles).

### Procedures

The list of procedural steps compiled for each economy traces the chronology of a commercial dispute before the relevant court. A procedure is defined as any interaction, required by law or commonly used in practice, between the parties or between them and the judge or court officer. Other procedural steps, internal to the court or between the parties and their counsel, may be counted as well. Procedural steps include steps to file and serve the case, steps to assign the case to a judge, steps for trial and judgment and steps necessary to enforce the judgment (table 21.12).

To indicate overall efficiency, 1 procedure is subtracted from the total number for economies that have specialized commercial courts, and 1 procedure for economies that allow electronic filing of the initial complaint in court cases. Some procedural steps that are part of others

are not counted in the total number of procedures.

### Time

Time is recorded in calendar days, counted from the moment the plaintiff decides to file the lawsuit in court until payment. This includes both the days when actions take place and the waiting periods between. The average duration of different stages of dispute resolution is recorded: the completion of service of process (time to file and serve the case), the issuance of judgment (time for the trial and obtaining the judgment) and the moment of payment (time for enforcement of the judgment).

### Cost

Cost is recorded as a percentage of the claim, assumed to be equivalent to 200% of income per capita. No bribes are recorded. Three types of costs are recorded: court costs, enforcement costs and average attorney fees.

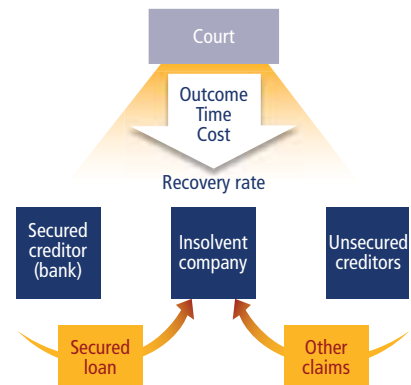
Court costs include all court costs that Seller (plaintiff) must advance to the court, regardless of the final cost to Seller. Enforcement costs are all costs that Seller (plaintiff) must advance to enforce the judgment through a public sale of Buyer's movable assets, regardless of the final cost to Seller. Average attorney fees are the fees that Seller (plaintiff) must advance to a local attorney to represent Seller in the standardized case.

*The data details on enforcing contracts can be found for each economy at <http://www.doingbusiness.org> by selecting the economy in the drop-down list. This methodology was developed by Djankov and others (2003) and is adopted here with minor changes.*

## RESOLVING INSOLVENCY

*Doing Business* studies the time, cost and outcome of insolvency proceedings involving domestic entities. The data are derived from questionnaire responses by local insolvency practitioners and verified through a study of laws and regulations as well as public information on bankruptcy systems (figure 21.19). The ranking on the

**FIGURE 21.19** What are the time, cost and outcome of the insolvency proceedings against a local company?



ease of resolving insolvency is based on the recovery rate (figure 21.20).

To make the data comparable across economies, several assumptions about the business and the case are used.

### Assumptions about the business

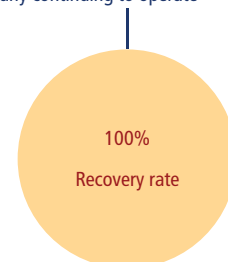
The business:

- Is a limited liability company.
- Operates in the economy's largest business city (see table 21A.1).

**FIGURE 21.20** Resolving insolvency: time, cost and outcome of the insolvency proceedings against a local company

*Rankings are based on 1 indicator*

Recovery rate is a function of time, cost and other factors such as lending rate and the likelihood of the company continuing to operate



*Note:* Time and cost do not count separately for the rankings.



- Is 100% domestically owned, with the founder, who is also the chairman of the supervisory board, owning 51% (no other shareholder holds more than 5% of shares).
- Has downtown real estate, where it runs a hotel, as its major asset.
- Has a professional general manager.
- Has 201 employees and 50 suppliers, each of which is owed money for the last delivery.
- Has a 10-year loan agreement with a domestic bank secured by a mortgage over the hotel's real estate property. A universal business charge (for example, a floating charge) is also assumed in economies where such collateral is recognized. If the laws of the economy do not specifically provide for a universal business charge but contracts commonly use some other provision to that effect, this provision is specified in the loan agreement.
- Has observed the payment schedule and all other conditions of the loan up to now.
- The business's market value, operating as a going concern, is 100 times income per capita or \$200,000, whichever is greater. The market value of the company's assets, if sold piecemeal, is 70% of the business's market value.

### Assumptions about the case

The business is experiencing liquidity problems. The company's loss in 2012 reduced its net worth to a negative figure. It is January 1, 2013. There is no cash to pay the bank interest or principal in full, due the next day, January 2. The business will therefore default on its loan. Management believes that losses will be incurred in 2013 and 2014 as well.

The amount outstanding under the loan agreement is exactly equal to the market value of the hotel business and represents 74% of the company's total debt. The other 26% of its debt is held by unsecured creditors (suppliers, employees, tax authorities).

The company has too many creditors to negotiate an informal out-of-court workout. The following options are available: a judicial procedure aimed at the rehabilitation or reorganization of the company to permit its continued operation; a

judicial procedure aimed at the liquidation or winding-up of the company; or a debt enforcement or foreclosure procedure against the company, enforced either in court (or through another government authority) or out of court (for example, by appointing a receiver).

### Assumptions about the parties

The bank wants to recover as much as possible of its loan, as quickly and cheaply as possible. The unsecured creditors will do everything permitted under the applicable laws to avoid a piecemeal sale of the assets. The majority shareholder wants to keep the company operating and under its control. Management wants to keep the company operating and preserve its employees' jobs. All the parties are local entities or citizens; no foreign parties are involved.

### Time

Time for creditors to recover their credit is recorded in calendar years (table 21.13). The period of time measured by *Doing Business* is from the company's default until the payment of some or all of the money owed to the bank. Potential delay tactics by the parties, such as the filing of dilatory appeals or requests for extension, are taken into consideration.

### Cost

The cost of the proceedings is recorded as a percentage of the value of the debtor's estate. The cost is calculated on the basis of questionnaire responses and includes court fees and government levies; fees of insolvency administrators, auctioneers, assessors and lawyers; and all other fees and costs.

### Outcome

Recovery by creditors depends on whether the hotel business emerges from the proceedings as a going concern or the company's assets are sold piecemeal. If the business keeps operating, no value is lost and the bank can satisfy its claim in full, or recover 100 cents on the dollar. If the assets are sold piecemeal, the maximum amount that can be recovered will not exceed 70% of the bank's claim, which translates into 70 cents on the dollar.

### Recovery rate

The recovery rate is recorded as cents on the dollar recouped by creditors through reorganization, liquidation or debt enforcement (foreclosure) proceedings. The calculation takes into account the outcome: whether the business emerges from the proceedings as a going concern or the assets are sold piecemeal. Then the costs of the proceedings are deducted (1 cent for each percentage point of the value of the debtor's estate). Finally, the value lost as a result of the time the money remains tied up in insolvency proceedings is taken into account, including the loss of value due to depreciation of the hotel furniture. Consistent with international accounting practice, the annual depreciation rate for furniture is taken to be 20%. The furniture is assumed to account for a quarter of the total value of assets. The recovery rate is the present value of the

**TABLE 21.13** What do the resolving insolvency indicators measure?

<b>Time required to recover debt (years)</b>
Measured in calendar years
Appeals and requests for extension are included
<b>Cost required to recover debt (% of debtor's estate)</b>
Measured as percentage of estate value
Court fees
Fees of insolvency administrators
Lawyers' fees
Assessors' and auctioneers' fees
Other related fees
<b>Outcome</b>
Whether business continues operating as a going concern or business assets are sold piecemeal
<b>Recovery rate for creditors (cents on the dollar)</b>
Measures the cents on the dollar recovered by creditors
Present value of debt recovered
Official costs of the insolvency proceedings are deducted
Depreciation of furniture is taken into account
Outcome for the business (survival or not) affects the maximum value that can be recovered

remaining proceeds, based on end-2012 lending rates from the International Monetary Fund's *International Financial Statistics*, supplemented with data from central banks and the Economist Intelligence Unit.

### No practice

If an economy had zero cases a year over the past 5 years involving a judicial reorganization, judicial liquidation or debt enforcement procedure (foreclosure), the economy receives a "no practice" ranking. This means that creditors are unlikely to recover their money through a formal legal process (in or out of court). The recovery rate for "no practice" economies is zero.

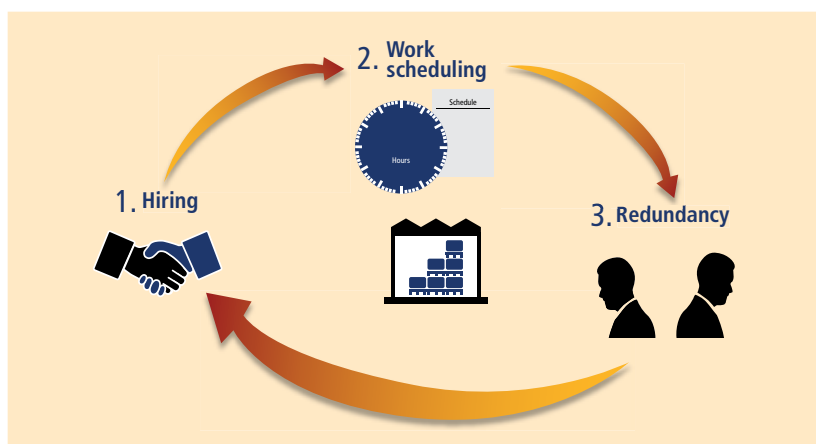
*This methodology was developed by Djankov and others (2008) and is adopted here with minor changes.*

## EMPLOYING WORKERS

*Doing Business* measures flexibility in the regulation of employment, specifically as it affects the hiring and redundancy of workers and the rigidity of working hours (figure 21.21). Over the period from 2007 to 2011 improvements were made to align the methodology for the employing workers indicators with the letter and spirit of the ILO conventions. Only 4 of the 188 ILO conventions cover areas measured by *Doing Business*: employee termination, weekend work, holiday with pay and night work. The *Doing Business* methodology is fully consistent with these 4 conventions. The ILO conventions covering areas related to the employing workers indicators do not include the ILO core labor standards—8 conventions covering the right to collective bargaining, the elimination of forced labor, the abolition of child labor and equitable treatment in employment practices.

Between 2009 and 2011 the World Bank Group worked with a consultative group—including labor lawyers, employer and employee representatives, and experts from the ILO, the OECD, civil society and the private sector—to review the employing workers methodology and explore future areas of research.<sup>8</sup> A full report with the conclusions of the consultative group, along with the employing workers methodology it proposed, is available at <http://www.doingbusiness.org/methodology/>

FIGURE 21.21 How flexible are hiring, work scheduling and redundancy rules?



employing-workers. This year *Doing Business* continued research collecting additional data on regulations covering workers' probationary period.

*Doing Business 2014* presents the data on the employing workers indicators in an annex. The report does not present rankings of economies on the employing workers indicators or include the topic in the aggregate ranking on the ease of doing business. Detailed data collected on labor regulations are available on the *Doing Business* website (<http://www.doingbusiness.org>). The data on employing workers are based on a detailed questionnaire on employment regulations that is completed by local lawyers and public officials. Employment laws and regulations as well as secondary sources are reviewed to ensure accuracy. To make the data comparable across economies, several assumptions about the worker and the business are used.

### Assumptions about the worker

The worker:

- Earns a salary plus benefits equal to the economy's average wage during the entire period of his employment.
- Has a pay period that is the most common for workers in the economy.
- Is a lawful citizen who belongs to the same race and religion as the majority of the economy's population.
- Resides in the economy's largest business city (see table 21A.1).
- Is not a member of a labor union, unless membership is mandatory.

### Assumptions about the business

The business:

- Is a limited liability company.
- Operates in the economy's largest business city.
- Is 100% domestically owned.
- Operates in the manufacturing sector.
- Has 60 employees.
- Is subject to collective bargaining agreements in economies where such agreements cover more than half the manufacturing sector and apply even to firms not party to them.
- Abides by every law and regulation but does not grant workers more benefits than mandated by law, regulation or (if applicable) collective bargaining agreement.

### Rigidity of employment

Rigidity of employment covers 3 areas: difficulty of hiring, rigidity of hours and difficulty of redundancy (table 21.14).

Difficulty of hiring covers (i) whether fixed-term contracts are prohibited for permanent tasks; (ii) the maximum cumulative duration of fixed-term contracts; and (iii) the ratio of the minimum wage for a trainee or first-time employee to the average value added per worker.<sup>9</sup>

Rigidity of hours covers 5 areas: (i) whether there are restrictions on night work; (ii) whether there are restrictions on weekly holiday work; (iii) whether the

**TABLE 21.14** What do the employing workers indicators measure?

<b>Rigidity of employment</b>
<b>Difficulty of hiring</b>
Fixed-term contracts prohibited for permanent tasks?
Maximum duration of fixed-term contracts
Ratio of minimum wage for trainee or first-time employee to value added per worker
<b>Rigidity of hours</b>
Restrictions on night work and weekend work?
Allowed maximum length of the workweek in days and hours, including overtime
Fifty-hour workweeks permitted for 2 months due to an increase in production?
Paid annual vacation days
<b>Difficulty of redundancy</b>
Redundancy allowed as grounds for termination?
Notification required for termination of a redundant worker or group of workers?
Approval required for termination of a redundant worker or group of workers?
Employer obligated to reassign or retrain and to follow priority rules for redundancy and reemployment?
<b>Redundancy cost (weeks of salary)</b>
Notice requirements, severance payments and penalties due when terminating a redundant worker, expressed in weeks of salary

workweek can consist of 5.5 days or is more than 6 days; (iv) whether the workweek can extend to 50 hours or more (including overtime) for 2 months a year to respond to a seasonal increase in production; and (v) whether the average paid annual leave for a worker with 1 year of tenure, a worker with 5 years and a worker with 10 years is more than 26 working days or fewer than 15 working days.

Difficulty of redundancy looks at 8 questions: (i) whether redundancy is disallowed as a basis for terminating workers; (ii) whether the employer needs to notify a third party (such as a government agency) to terminate 1 redundant worker; (iii) whether the employer needs to notify a third party to terminate a group of

9 redundant workers; (iv) whether the employer needs approval from a third party to terminate 1 redundant worker; (v) whether the employer needs approval from a third party to terminate a group of 9 redundant workers; (vi) whether the law requires the employer to reassign or retrain a worker before making the worker redundant; (vii) whether priority rules apply for redundancies; and (viii) whether priority rules apply for reemployment.

### Redundancy cost

Redundancy cost measures the cost of advance notice requirements, severance payments and penalties due when terminating a redundant worker, expressed in weeks of salary. The average value of notice requirements and severance payments applicable to a worker with 1 year of tenure, a worker with 5 years and a worker with 10 years is considered. One month is recorded as 4 and 1/3 weeks.

*The data details on employing workers can be found for each economy at <http://www.doingbusiness.org>. The Doing Business website provides historical data sets to allow comparison of data across years. The employing workers methodology was developed by Botero and others (2004). Doing Business 2014 does not present rankings of economies on the employing workers indicators.*

### NOTES

1. The data for paying taxes refer to January–December 2012.
2. For getting electricity the rule that each procedure must take a minimum of 1 day still applies because in practice there are no cases in which procedures can be fully completed online in less than a day. For example, even though in some cases it is possible to apply for an electricity connection online, additional requirements mean that the process cannot be completed in less than 1 day.
3. This correction rate reflects changes that exceed 5% up or down.
4. This question is usually regulated by stock exchange or securities laws. Points are awarded


only to economies with more than 10 listed firms in their most important stock exchange.

5. When evaluating the regime of liability for company directors for a prejudicial related-party transaction, *Doing Business* assumes that the transaction was duly disclosed and approved. *Doing Business* does not measure director liability in the event of fraud.
6. PwC refers to the network of member firms of PricewaterhouseCoopers International Limited (PwCIL), or, as the context requires, individual member firms of the PwC network. Each member firm is a separate legal entity and does not act as agent of PwCIL or any other member firm. PwCIL does not provide any services to clients. PwCIL is not responsible or liable for the acts or omissions of any of its member firms nor can it control the exercise of their professional judgment or bind them in any way. No member firm is responsible or liable for the acts or omissions of any other member firm nor can it control the exercise of another member firm's professional judgment or bind another member firm or PwCIL in any way.
7. While different types of containers are used around the world, the 2 most important are 20-foot and 40-foot containers. Use of 40-foot containers is growing, but this year's research confirms that 20-foot containers are still common in the majority of economies. According to respondents questioned in each of the 189 economies covered by *Doing Business*, 20-foot and 40-foot containers are equally common in 49% of the economies, 20-foot containers are more common in 29%, and 40-foot containers are mostly relied on in only 10%. For the remaining 12% of economies no data on the use of the 2 types of containers were available. The trading across borders indicators will continue to be based on 20-foot containers because this size remains the most relevant for international trade across the globe.
8. For the terms of reference and composition of the consultative group, see World Bank, "Doing Business Employing Workers Indicator Consultative Group," <http://www.doingbusiness.org>.
9. The average value added per worker is the ratio of an economy's GNI per capita to the working-age population as a percentage of the total population.

TABLE 21A.1 Largest business city in each economy covered by the *Doing Business* report

Economy	City	Economy	City	Economy	City
Afghanistan	Kabul	Greece	Athens	Pakistan	Karachi
Albania	Tirana	Grenada	St. George's	Palau	Koror
Algeria	Algiers	Guatemala	Guatemala City	Panama	Panama City
Angola	Luanda	Guinea	Conakry	Papua New Guinea	Port Moresby
Antigua and Barbuda	St. John's	Guinea-Bissau	Bissau	Paraguay	Asunción
Argentina	Buenos Aires	Guyana	Georgetown	Peru	Lima
Armenia	Yerevan	Haiti	Port-au-Prince	Philippines	Quezon City
Australia	Sydney	Honduras	Tegucigalpa	Poland	Warsaw
Austria	Vienna	Hong Kong SAR, China	Hong Kong SAR, China	Portugal	Lisbon
Azerbaijan	Baku	Hungary	Budapest	Puerto Rico (U.S.)	San Juan
Bahamas, The	Nassau	Iceland	Reykjavik	Qatar	Doha
Bahrain	Manama	India	Mumbai	Romania	Bucharest
Bangladesh	Dhaka	Indonesia	Jakarta	Russian Federation	Moscow
Barbados	Bridgetown	Iran, Islamic Rep.	Tehran	Rwanda	Kigali
Belarus	Minsk	Iraq	Baghdad	Samoa	Apia
Belgium	Brussels	Ireland	Dublin	San Marino	San Marino
Belize	Belize City	Israel	Tel Aviv	São Tomé and Príncipe	São Tomé
Benin	Cotonou	Italy	Rome	Saudi Arabia	Riyadh
Bhutan	Thimphu	Jamaica	Kingston	Senegal	Dakar
Bolivia	La Paz	Japan	Tokyo	Serbia	Belgrade
Bosnia and Herzegovina	Sarajevo	Jordan	Amman	Seychelles	Victoria
Botswana	Gaborone	Kazakhstan	Almaty	Sierra Leone	Freetown
Brazil	São Paulo	Kenya	Nairobi	Singapore	Singapore
Brunei Darussalam	Bandar Seri Begawan	Kiribati	Tarawa	Slovak Republic	Bratislava
Bulgaria	Sofia	Korea, Rep.	Seoul	Slovenia	Ljubljana
Burkina Faso	Ouagadougou	Kosovo	Pristina	Solomon Islands	Honiara
Burundi	Bujumbura	Kuwait	Kuwait City	South Africa	Johannesburg
Cambodia	Phnom Penh	Kyrgyz Republic	Bishkek	South Sudan	Juba
Cameroon	Douala	Lao PDR	Vientiane	Spain	Madrid
Canada	Toronto	Latvia	Riga	Sri Lanka	Colombo
Cape Verde	Praia	Lebanon	Beirut	St. Kitts and Nevis	Basseterre
Central African Republic	Bangui	Lesotho	Maseru	St. Lucia	Castries
Chad	N'Djamena	Liberia	Monrovia	St. Vincent and the Grenadines	Kingstown
Chile	Santiago	Libya	Tripoli	Sudan	Khartoum
China	Shanghai	Lithuania	Vilnius	Suriname	Paramaribo
Colombia	Bogotá	Luxembourg	Luxembourg	Swaziland	Mbabane
Comoros	Moroni	Macedonia, FYR	Skopje	Sweden	Stockholm
Congo, Dem. Rep.	Kinshasa	Madagascar	Antananarivo	Switzerland	Zurich
Congo, Rep.	Brazzaville	Malawi	Blantyre	Syrian Arab Republic	Damascus
Costa Rica	San José	Malaysia	Kuala Lumpur	Taiwan, China	Taipei
Côte d'Ivoire	Abidjan	Maldives	Malé	Tajikistan	Dushanbe
Croatia	Zagreb	Mali	Bamako	Tanzania	Dar es Salaam
Cyprus	Nicosia	Malta	Valletta	Thailand	Bangkok
Czech Republic	Prague	Marshall Islands	Majuro	Timor-Leste	Dili
Denmark	Copenhagen	Mauritania	Nouakchott	Togo	Lomé
Djibouti	Djibouti Ville	Mauritius	Port Louis	Tonga	Nuku'alofa
Dominica	Roseau	Mexico	Mexico City	Trinidad and Tobago	Port of Spain
Dominican Republic	Santo Domingo	Micronesia, Fed. Sts.	Island of Pohnpei	Tunisia	Tunis
Ecuador	Quito	Moldova	Chişinău	Turkey	Istanbul
Egypt, Arab Rep.	Cairo	Mongolia	Ulaanbaatar	Uganda	Kampala
El Salvador	San Salvador	Montenegro	Podgorica	Ukraine	Kiev
Equatorial Guinea	Malabo	Morocco	Casablanca	United Arab Emirates	Dubai
Eritrea	Asmara	Mozambique	Maputo	United Kingdom	London
Estonia	Tallinn	Myanmar	Yangon	United States	New York City
Ethiopia	Addis Ababa	Namibia	Windhoek	Uruguay	Montevideo
Fiji	Suva	Nepal	Kathmandu	Uzbekistan	Tashkent
Finland	Helsinki	Netherlands	Amsterdam	Vanuatu	Port-Vila
France	Paris	New Zealand	Auckland	Venezuela, RB	Caracas
Gabon	Libreville	Nicaragua	Managua	Vietnam	Ho Chi Minh City
Gambia, The	Banjul	Niger	Niamey	West Bank and Gaza	Ramallah
Georgia	Tbilisi	Nigeria	Lagos	Yemen, Rep.	Sana'a
Germany	Berlin	Norway	Oslo	Zambia	Lusaka
Ghana	Accra	Oman	Muscat	Zimbabwe	Harare

# Ease of doing business and distance to frontier



This year's report presents results for 2 aggregate measures: the aggregate ranking on the ease of doing business and the distance to frontier measure. The ease of doing business ranking compares economies with one another, while the distance to frontier measure benchmarks economies to the frontier in regulatory practice, measuring the absolute distance to the best performance on each indicator. Both measures can be used for comparisons over time. When compared across years, the distance to frontier measure shows how much the regulatory environment for local entrepreneurs in each economy has changed over time in absolute terms, while the ease of doing business ranking can show only relative change.

## EASE OF DOING BUSINESS

The ease of doing business index ranks economies from 1 to 189. For each economy the ranking is calculated as the simple average of the percentile rankings on each of the 10 topics included in the index in *Doing Business 2014*: starting a business, dealing with construction permits, getting electricity, registering property, getting credit, protecting investors, paying taxes, trading across borders, enforcing contracts and resolving insolvency. The employing workers indicators are not included in this year's aggregate ease of doing business ranking.

### Construction of the ease of doing business index

Here is one example of how the ease of doing business index is constructed. In Denmark it takes 4 procedures, 5.5 days and 0.2% of annual income per capita in fees to open a business. The minimum

capital requirement is 24% of annual income per capita. On these 4 indicators Denmark ranks in the 12th, 11th, 1st and 79th percentiles. So on average Denmark ranks in the 25th percentile on the ease of starting a business. It ranks in the 21st percentile on getting credit, 19th percentile on paying taxes, 27th percentile on enforcing contracts, 5th percentile on resolving insolvency and so on. Higher rankings indicate simpler regulation and stronger protection of property rights. The simple average of Denmark's percentile rankings on all topics is 17th. When all economies are ordered by their average percentile rankings, Denmark stands at 5 in the aggregate ranking on the ease of doing business.

More complex aggregation methods—such as principal components and unobserved components—yield a ranking nearly identical to the simple average used by *Doing Business*.<sup>1</sup> Thus *Doing Business* uses the simplest method: weighting all topics equally and, within each topic, giving equal weight to each of the topic components.

If an economy has no laws or regulations covering a specific area—for example, insolvency—it receives a “no practice” mark. Similarly, an economy receives a “no practice” or “not possible” mark if regulation exists but is never used in practice or if a competing regulation prohibits such practice. Either way, a “no practice” mark puts the economy at the bottom of the ranking on the relevant indicator.

The ease of doing business index is limited in scope. It does not account for an economy's proximity to large markets, the quality of its infrastructure services (other than services related to trading across borders

and getting electricity), the strength of its financial system, the security of property from theft and looting, macroeconomic conditions or the strength of underlying institutions.

### Variability of economies' rankings across topics

Each indicator set measures a different aspect of the business regulatory environment. The rankings of an economy can vary, sometimes significantly, across indicator sets. The average correlation coefficient between the 10 indicator sets included in the aggregate ranking is 0.38, and the coefficients between 2 sets of indicators range from 0.18 (between getting credit and getting electricity) to 0.58 (between trading across borders and resolving insolvency and between trading across borders and getting electricity). These correlations suggest that economies rarely score universally well or universally badly on the indicators (table 22.1).

Consider the example of Canada. It stands at 19 in the aggregate ranking on the ease of doing business. Its ranking is 2 on starting a business, 4 on protecting investors, and 8 on paying taxes. But its ranking is only 58 on enforcing contracts, 116 on dealing with construction permits and 145 on getting electricity.

Figure 1.3 in the overview illustrates the degree of variability in each economy's performance across the different areas of business regulation covered by *Doing Business*. The figure draws attention to economies with a particularly uneven performance by showing the distance between the average of the highest 3 topic rankings and the average of the lowest 3 for each of 189 economies across the 10 topics included in this year's aggregate ranking. While a relatively small distance between these 2 averages suggests a broadly consistent approach across the areas of business regulation measured by *Doing Business*, a relatively large distance suggests a more uneven approach, with greater room for improvement in some areas than in others.

Variation in performance across the indicator sets is not at all unusual. It reflects differences in the degree of priority that government authorities give to particular areas of business regulation reform and the ability of different government agencies to deliver tangible results in their area of responsibility.

### DISTANCE TO FRONTIER MEASURE

A drawback of the ease of doing business ranking is that it can measure the

regulatory performance of economies only relative to the performance of others. It does not provide information on how the absolute quality of the regulatory environment is improving over time. Nor does it provide information on how large the gaps are between economies at a single point in time.

The distance to frontier measure is designed to address both shortcomings, complementing the ease of doing business ranking. This measure illustrates the distance of an economy to the "frontier," and the change in the measure over time shows the extent to which the economy has closed this gap. The frontier is a score derived from the most efficient practice or highest score achieved on each of the component indicators in 10 *Doing Business* indicator sets (excluding the employing workers indicators) by any economy. In starting a business, for example, Canada and New Zealand have achieved the highest performance on the number of procedures required (1) and on the time (0.5 days), Denmark and Slovenia on the cost (0% of income per capita) and Chile, Zambia and 99 other economies on the paid-in minimum capital requirement (0% of income per capita) (table 22.2).

Calculating the distance to frontier for each economy involves 2 main steps.

TABLE 22.1 Correlations between economy rankings on *Doing Business* topics

	Dealing with construction permits	Registering property	Getting credit	Protecting investors	Paying taxes	Trading across borders	Enforcing contracts	Resolving insolvency	Getting electricity
Starting a business	0.33	0.35	0.47	0.57	0.41	0.40	0.42	0.46	0.25
Dealing with construction permits		0.24	0.26	0.24	0.39	0.45	0.22	0.33	0.45
Registering property			0.41	0.34	0.38	0.28	0.50	0.39	0.25
Getting credit				0.49	0.27	0.39	0.39	0.52	0.18
Protecting investors					0.39	0.38	0.30	0.45	0.23
Paying taxes						0.51	0.35	0.44	0.47
Trading across borders							0.39	0.58	0.58
Enforcing contracts								0.49	0.28
Resolving insolvency									0.37

Source: *Doing Business* database.



First, individual indicator scores are normalized to a common unit: except for the total tax rate, each of the 31 component indicators  $y$  is rescaled to  $(\max - y)/(\max - \min)$ , with the minimum value (min) representing the frontier—the highest performance on that indicator across all economies since 2003 or the first year the indicator was collected.<sup>2</sup> For the total tax rate, consistent with the calculation of the rankings, the frontier is defined as the total tax rate at the 15th percentile of the overall distribution of total tax rates for all years. Second, for each economy the scores obtained for individual indicators are aggregated through simple averaging into one distance to frontier score, first for each topic and then across all topics. An economy's distance to frontier is indicated on a scale from 0 to 100, where 0 represents the lowest performance and 100 the frontier.

The maximum (max) and minimum (min) observed values are computed for all economies included in the *Doing Business* sample since 2003 and for all years (from 2003 to 2013). To mitigate the effects of extreme outliers in the distributions of the rescaled data (very few economies need 694 days to complete the procedures to start a business, but many need 9 days), the maximum (max) is defined as the 95th percentile of the pooled data for all economies and all years for each indicator. The exceptions are the getting credit, protecting investors and resolving insolvency indicators, whose construction precludes outliers. In addition, the cost to export and cost to import for each year are divided by the GDP deflator, so as to take the general price level into account when benchmarking these absolute-cost indicators across economies with different inflation trends. The base year for the deflator is 2013 for all economies.

The difference between an economy's distance to frontier score in any previous year and its score in 2013 illustrates the extent to which the economy has closed the gap to the frontier over time. And in any given year the score measures how far an economy is from the highest performance at that time.

Take Colombia, which has a score of 70.5 on the distance to frontier measure

TABLE 22.2 Who sets the frontier in regulatory practice?

Topic and indicator	Who sets the frontier	Best performance (frontier)	Worst performance (95th percentile) <sup>a</sup>
<b>Starting a business</b>			
Procedures (number)	Canada; New Zealand	1	15
Time (days)	New Zealand	0.5	115
Cost (% of income per capita)	Slovenia; Denmark	0	208
Minimum capital (% of income per capita)	Chile; Zambia <sup>b</sup>	0	507
<b>Dealing with construction permits</b>			
Procedures (number)	Hong Kong SAR, China	6	28
Time (days)	Singapore	26	395
Cost (% of income per capita)	Azerbaijan	0.2	2,560
<b>Getting electricity</b>			
Procedures (number)	Sweden; Switzerland <sup>c</sup>	3	8
Time (days)	Germany	17	257
Cost (% of income per capita)	Japan	0	9,057
<b>Registering property</b>			
Procedures (number)	Georgia; Norway; Portugal; Sweden	1	10
Time (days)	New Zealand; Portugal	1	245
Cost (% of property value)	Saudi Arabia	0	17
<b>Getting credit</b>			
Strength of legal rights index (0–10)	Australia; New Zealand <sup>d</sup>	10	0
Depth of credit information index (0–6)	Peru; Poland <sup>e</sup>	6	0
<b>Protecting investors</b>			
Extent of disclosure index (0–10)	China; Indonesia <sup>f</sup>	10	0
Extent of director liability index (0–10)	Cambodia	10	0
Ease of shareholder suits index (0–10)	Hong Kong SAR, China; Kenya; New Zealand	10	0
<b>Paying taxes</b>			
Payments (number per year)	Hong Kong SAR, China; Saudi Arabia	3	64
Time (hours per year)	Maldives	0	696
Total tax rate (% of commercial profit)	Canada	26.2 <sup>g</sup>	85
<b>Trading across borders</b>			
Documents to export (number)	France; Ireland	2	10
Time to export (days)	Estonia; United States <sup>h</sup>	6	57

(continued on next page)

for 2014. This score indicates that the economy is 29.5 percentage points away from the frontier constructed from the best performances across all economies and all years. Colombia was further from the frontier in 2009, with a score of 66.2. The difference between the scores shows an improvement over time.

The distance to frontier measure can also be used for comparisons across economies in the same year, complementing the ease of doing business ranking. For example, Colombia stands at 43 this year in the ease of doing business ranking, while Peru, which is 29.3 percentage points from the frontier, stands at 42.

### Economies that improved the most across 3 or more *Doing Business* topics in 2012/13

*Doing Business 2014* uses a simple method to calculate which economies improved the most in the ease of doing business. First, it selects the economies that in 2012/13 implemented regulatory reforms making it easier to do business in 3 or more of the 10 topics included in this year's ease of doing business ranking.<sup>3</sup> Twenty-nine economies meet this criterion: Azerbaijan, Belarus, Burundi, Côte d'Ivoire, Croatia, Djibouti, Gabon, Guatemala, Guinea, Italy, Kosovo, Latvia, the former Yugoslav Republic of Macedonia, Malaysia, Mauritius, Mexico, Moldova, Mongolia, Morocco, Panama, the Philippines, the Republic of Congo, Romania, the Russian Federation, Rwanda, Sri Lanka, Ukraine, Uzbekistan and the United Arab Emirates. Second, *Doing Business* sorts these economies on the increase in their distance to frontier measure from the previous year using comparable data.

Selecting the economies that implemented regulatory reforms in at least 3 topics and improved the most in the distance to frontier measure is intended to highlight economies with ongoing, broad-based reform programs. The criterion for

TABLE 22.2 Who sets the frontier in regulatory practice? (CONTINUED)

Topic and indicator	Who sets the frontier	Best performance (frontier)	Worst performance (95th percentile) <sup>a</sup>
Cost to export (US\$ per container)	China	390	3,210
Documents to import (number)	France; Ireland	2	12
Time to import (days)	Singapore	4	67
Cost to import (US\$ per container)	Singapore	367	3,830
<b>Enforcing contracts</b>			
Procedures (number)	Ireland; Singapore	21	49
Time (days)	Singapore	120	1,340
Cost (% of claim)	Bhutan	0.1	92
<b>Resolving insolvency</b>			
Recovery rate (cents on the dollar)	Norway	94.4	0

- a. Worst performance is defined as the 95th percentile for each indicator. For getting credit, protecting investors and resolving insolvency, worst performance refers to the worst value recorded.
- b. Ninety-nine other economies also have a minimum capital requirement of 0.
- c. In 8 other economies it also takes only 3 procedures to get an electricity connection.
- d. Eight other economies also score 10 points on the strength of legal rights index.
- e. Twenty-nine other economies also score 6 points on the depth of credit information index.
- f. Eight other economies also score 10 points on the extent of disclosure index.
- g. The total tax rate shown is the threshold set for the indicator from the overall distribution of total tax rates for all years.
- h. In 3 other economies it also takes only 6 days to export.

Source: *Doing Business* database.


identifying the top improvers was changed from last year. The improvement in ease of doing business ranking is no longer used. The improvement in the distance to frontier measure is used instead because under this measure economies are sorted according to their absolute improvement instead of relative improvement.

method because both these methods assign roughly equal weights to the topics, since the pairwise correlations among indicators do not differ much. An alternative to the simple average method is to give different weights to the topics, depending on which are considered of more or less importance in the context of a specific economy.

### NOTES

1. See Djankov, Manraj and others (2005). Principal components and unobserved components methods yield a ranking nearly identical to that from the simple average
2. Even though scores for the distance to frontier are calculated from 2005, data from as early as 2003 are used to define the frontier
3. *Doing Business* reforms making it more difficult to do business are subtracted from the total number of those making it easier to do business.

# Summaries of *Doing Business* reforms in 2012/13



*Doing Business* reforms affecting all sets of indicators included in this year's report, implemented from June 2012 to June 2013.

- ✓ *Doing Business* reform making it easier to do business
- ✗ *Doing Business* reform making it more difficult to do business

## Afghanistan

- ✓ **Starting a business**  
Afghanistan made starting a business easier by reducing the time and cost to obtain a business license and by eliminating the inspection of the premises of newly registered companies.
- ✓ **Getting credit**  
Afghanistan strengthened its secured transactions system by implementing a unified collateral registry.

## Albania

- ✓ **Paying taxes**  
Albania made paying taxes easier by allowing corporate income tax to be paid quarterly.

## Angola

- ✗ **Trading across borders**  
Angola increased documentation requirements for cross-border trade by introducing a mandatory registration for all traders and a new license for export and import transactions.

## Argentina

- ✗ **Starting a business**  
Argentina made starting a business more difficult by increasing the incorporation costs.
- ✓ **Trading across borders**  
Argentina reduced the number of documents necessary for importing by eliminating nonautomatic license requirements.

## Armenia

- ✓ **Starting a business**  
Armenia made starting a business easier by eliminating the company registration fees.
- ✓ **Paying taxes**  
Armenia made paying taxes easier by merging the employee and employer social contributions and individual income tax into one unified income tax.

## Australia

- ✓ **Getting credit**  
Australia improved its credit information system through the Privacy Amendment (Enhancing Privacy Protection) Act 2012, which permits credit bureaus to collect account payment history with improved privacy protection.

## Azerbaijan

- ✓ **Starting a business**  
Azerbaijan made starting a business easier by introducing free online

registration services and eliminating preregistration formalities.

- ✓ **Dealing with construction permits**  
Azerbaijan adopted a new construction code that streamlined procedures relating to the issuance of building permits and established official time limits for some procedures.
- ✓ **Trading across borders**  
Azerbaijan made trading across borders easier by streamlining internal customs procedures.

### Bahamas, The

- ✓ **Registering property**  
The Bahamas made transferring property easier by reducing the stamp duty.
- ✓ **Resolving insolvency**  
The Bahamas enhanced its insolvency process by implementing rules for the remuneration of liquidators, allowing voluntary liquidations and outlining clawback provisions for suspect transactions.

### Bahrain

- ✗ **Starting a business**  
Bahrain made starting a business more expensive by increasing the cost of the business registration certificate.
- ✓ **Getting credit**  
Bahrain improved access to credit information by starting to collect payment information from retailers.

### Employing workers

Bahrain reduced the maximum cumulative duration of fixed-term contracts, made third-party notification mandatory for redundancy dismissals and increased paid annual leave.

### Bangladesh

- ✓ **Starting a business**  
Bangladesh made starting a business easier by automating the registration process and reducing the time required to obtain a trading license and to complete the tax and value added tax registration.

### Belarus

- ✓ **Starting a business**  
Belarus made starting a business easier by reducing the registration fees and eliminating the requirement for an initial capital deposit at a bank before registration.
- ✓ **Getting electricity**  
Belarus made getting electricity easier by speeding up the process of issuing technical specifications and excavation permits and by reducing the time needed to connect to the electricity network.
- ✓ **Registering property**  
Belarus made transferring property easier by introducing a fast-track procedure for property registration.

- ✓ **Resolving insolvency**  
Belarus improved its insolvency process through a new insolvency law that, among other things, changes the appointment process for insolvency administrators and encourages the sale of assets in insolvency. The law also regulates the liability of shareholders and directors of the insolvent company.

### Benin

- ✓ **Starting a business**  
Benin made starting a business easier by creating a one-stop shop.
- ✓ **Trading across borders**  
Benin made trading across borders easier by improving port management systems, enhancing the infrastructure around the port and putting in place new rules for the transit of trucks.

### Bhutan

- ✓ **Starting a business**  
Bhutan made starting a business easier by reducing the time required to obtain the security clearance certificate.
- ✓ **Getting credit**  
Bhutan improved access to credit information through new regulations governing the licensing and functioning of the credit bureau and guaranteeing borrowers' right to access their data.

### Bosnia and Herzegovina

- ✗ **Paying taxes**  
Bosnia and Herzegovina introduced a penalty for failure to employ the required minimum number of people in special categories—though it also temporarily abolished the forestry tax.

### Botswana

- ✓ **Dealing with construction permits**  
Botswana made dealing with construction permits easier by eliminating the requirement for an environmental impact assessment for low-risk projects.

### Brunei Darussalam

- ✓ **Getting credit**  
Brunei Darussalam improved access to credit information by establishing a public credit registry.

### Burkina Faso

- ✓ **Paying taxes**  
Burkina Faso made paying taxes easier for companies by abolishing the separate capital gains tax on real estate properties.

### Burundi

- ✓ **Starting a business**  
Burundi made starting a business easier by allowing registration with the Ministry of Labor at the one-stop shop and by speeding up the process of obtaining the registration certificate.
- ✓ **Dealing with construction permits**  
Burundi made dealing with construction permits easier by establishing a one-stop shop for obtaining building permits and utility connections.
- ✓ **Getting electricity**  
Burundi made getting electricity easier by eliminating the electricity utility's monopoly on the sale of materials needed for new connections and by dropping the processing fee for new connections.
- ✓ **Registering property**  
Burundi made transferring property easier by creating a one-stop shop for property registration.

✓ **Paying taxes**

Burundi made paying taxes less costly for companies by reducing the corporate income tax rate.

✓ **Trading across borders**

Burundi made trading across borders easier by eliminating the requirement for a pre-shipment inspection clean report of findings.

### Cambodia

× **Starting a business**

Cambodia made starting a business more difficult by introducing a requirement for a company name check at the Department of Intellectual Property and by increasing the costs both for getting registration documents approved and stamped by the Phnom Penh Tax Department and for completing incorporation with the commercial registrar.

### Cameroon

× **Dealing with construction permits**

Cameroon made dealing with construction permits more complex by introducing notification and inspection requirements. At the same time, Cameroon made it easier by decentralizing the process for obtaining a building permit and by introducing strict time limits for processing the application and issuing the certificate of conformity.

### Cape Verde

✓ **Starting a business**

Cape Verde made starting a business easier by abolishing the minimum capital requirement.

✓ **Registering property**

Cape Verde made property transfers faster by digitizing its land registry.

### Central African Republic

✓ **Trading across borders**

The Central African Republic made trading across borders easier by rehabilitating the key transit road at the border with Cameroon.

### Chad

✓ **Registering property**

Chad made transferring property easier by lowering the property transfer tax.

× **Trading across borders**

Chad made trading across borders more difficult by introducing a new export and import document.

### Chile

✓ **Starting a business**

Chile made starting a business easier by creating a new online system for business registration.

### China

✓ **Getting credit**

China improved its credit information system by introducing credit information industry regulations, which guarantee borrowers' right to inspect their data.

✓ **Enforcing contracts**

China made enforcing contracts easier by amending its civil procedure code to streamline and speed up all court proceedings.

### Colombia

✓ **Getting electricity**

Colombia made getting electricity easier by opening a one-stop shop for electricity connections and improving the efficiency of the utility's internal processes.

✓ **Enforcing contracts**

Colombia made enforcing contracts easier by simplifying and speeding up the proceedings for commercial disputes.

### Comoros

✓ **Starting a business**

Comoros made starting a business easier by eliminating the requirement to deposit the minimum capital in a bank before incorporation.

### Congo, Dem. Rep.

× **Starting a business**

The Democratic Republic of Congo made starting a business more complicated by increasing the minimum capital requirement. At the same time, it made the process easier by reducing the time and cost and by eliminating the requirement to obtain a certificate confirming the location of the new company's headquarters.

✓ **Getting credit**

The Democratic Republic of Congo strengthened its secured transactions system by adopting the OHADA (Organization for the Harmonization of Business Law in Africa) Uniform Act on Secured Transactions. The new law broadens the range of assets that can be used as collateral (including future assets) and the range of obligations that can be secured, extends security interests to the proceeds of the original asset and introduces the possibility of out-of-court enforcement.

✓ **Protecting investors**

The Democratic Republic of Congo strengthened investor protections by adopting the OHADA Uniform Act on Commercial Companies and Economic Interest Groups, which introduces additional approval and disclosure requirements for related-party transactions and makes it possible to sue directors when such transactions harm the company.

× **Paying taxes**

The Democratic Republic of Congo made paying taxes more costly for companies by increasing the employers' social security contribution rate—though it also reduced the corporate income tax rate.

✓ **Resolving insolvency**

The Democratic Republic of Congo made resolving insolvency easier by adopting the OHADA Uniform Act Organizing Collective Proceedings for Wiping Off Debts. The law allows an insolvent debtor to file for preventive settlement, legal redress or liquidation and sets out clear rules on the steps and procedures for each of the options available.

### Congo, Rep.

- ✓ **Starting a business**  
The Republic of Congo made starting a business easier by reducing the registration costs and eliminating the merchant card.
- ✓ **Paying taxes**  
The Republic of Congo made paying taxes easier and less costly for companies by merging several employment taxes into a single tax, reducing the corporate income tax rate and lowering the tax rate on rental value.
- ✓ **Trading across borders**  
The Republic of Congo made trading across borders easier by implementing prearrival processing of ship manifests and making improvements in customs administration.

### Costa Rica

- ✓ **Starting a business**  
Costa Rica made starting a business easier by creating an online platform for business registration, reducing the time to register with social security and simplifying the legalization of company books.
- ✓ **Dealing with construction permits**  
Costa Rica made dealing with construction permits easier by eliminating procedures, improving efficiency and launching an online platform that streamlined the building permit process by integrating different agencies' approval processes.

### Côte d'Ivoire

- ✓ **Starting a business**  
Côte d'Ivoire made starting a business easier by creating a one-stop shop, reducing the notary fees and replacing the requirement for a copy of the founders' criminal records with one for a sworn declaration at the time of company registration.
- ✓ **Dealing with construction permits**  
Côte d'Ivoire reduced the time required for obtaining a building permit by streamlining procedures at the one-stop shop (Service du Guichet Unique du Foncier et de l'Habitat).

- ✓ **Registering property**  
Côte d'Ivoire made transferring property easier by streamlining procedures and reducing the property transfer tax.
- × **Paying taxes**  
Côte d'Ivoire made paying taxes more costly for companies by increasing the employers' contribution rate for social security related to retirement and by increasing the rate for the special tax on equipment.
- ✓ **Enforcing contracts**  
Côte d'Ivoire made enforcing contracts easier by creating a specialized commercial court.

### Croatia

- ✓ **Starting a business**  
Croatia made starting a business easier by introducing a new form of limited liability company with a lower minimum capital requirement and simplified incorporation procedures.
- ✓ **Paying taxes**  
Croatia made paying taxes easier for companies by introducing an electronic system for social security contributions and by reducing the rates for the forest and Chamber of Commerce contributions.
- ✓ **Trading across borders**  
Croatia made trading across borders easier by improving the physical and information system infrastructure at the port of Rijeka and by streamlining export customs procedures in preparation for accession to the Common Transit Convention of the European Union.
- ✓ **Enforcing contracts**  
Croatia made enforcing contracts easier by streamlining litigation proceedings and transferring certain enforcement procedures from the courts to state agencies.
- ✓ **Resolving insolvency**  
Croatia made resolving insolvency easier by introducing an expedited out-of-court restructuring procedure.

### Czech Republic

- × **Registering property**  
The Czech Republic made transferring property more costly by increasing the property transfer tax rate.
- ✓ **Enforcing contracts**  
The Czech Republic made enforcing contracts easier by simplifying and speeding up the proceedings for the execution and enforcement of judgments.

### Employing workers

The Czech Republic abolished the minimum wage for young workers.

### Denmark

- × **Dealing with construction permits**  
Denmark made dealing with construction permits more costly by increasing the fee for building permits.

### Djibouti

- ✓ **Starting a business**  
Djibouti made starting a business easier by simplifying registration formalities and eliminating the minimum capital requirement for limited liability companies.
- ✓ **Getting credit**  
Djibouti strengthened its secured transactions system by adopting a new commercial code, which broadens the range of movable assets that can be used as collateral.
- ✓ **Resolving insolvency**  
Djibouti made resolving insolvency easier through its new commercial code, which allows an insolvent debtor to file for preventive settlement, legal redress or liquidation and sets out clear rules on the steps and procedures for each of the alternatives available.

### Ecuador

- ✓ **Getting electricity**  
Ecuador made getting electricity easier by dividing the city of Quito into zones for the purpose of handling applications for new connections—a change that improved the utility's customer



service—and by reducing the fees to obtain a connection.

### Egypt, Arab Rep.

#### ✗ Paying taxes

Egypt made paying taxes more costly for companies by increasing the corporate income tax rate.

### El Salvador

#### ✗ Paying taxes

El Salvador made paying taxes more costly for companies by increasing the corporate income tax rate.

#### ✓ Trading across borders

El Salvador made trading across borders easier by developing a one-stop shop for exporting and by implementing electronic data interchange systems.

### Estonia

#### ✓ Enforcing contracts

Estonia made enforcing contracts easier by lowering court fees.

### Fiji

#### ✗ Paying taxes

Fiji made paying taxes more complicated for companies by transferring the fringe benefit tax liability from employees to employers and by limiting the deductibility of mandatory contributions.

### France

#### ✓ Registering property

France made transferring property easier by speeding up the registration of the deed of sale at the land registry.

### Gabon

#### ✓ Starting a business

Gabon made starting a business easier by replacing the requirement for a copy of the founders' criminal records with one for a sworn declaration.

#### ✓ Dealing with construction permits

Gabon made dealing with construction permits easier by reducing the time required to obtain a building permit and

by eliminating the requirement for an on-site inspection before construction starts.

#### ✓ Paying taxes

Gabon made paying taxes less costly for companies by reducing the corporate income tax rate.

### Gambia, The

#### ✓ Paying taxes

The Gambia made paying taxes easier for companies by replacing the sales tax with a value added tax.

### Georgia

#### ✓ Getting credit

Georgia improved its credit information system by implementing a new law on personal data protection.

### Ghana

#### ✗ Starting a business

Ghana made starting a business more difficult by requiring entrepreneurs to obtain a tax identification number prior to company incorporation.

### Greece

#### ✓ Starting a business

Greece made starting a business easier by introducing a simpler form of limited liability company and abolishing the minimum capital requirement for such companies.

#### ✓ Protecting investors

Greece strengthened investor protections by introducing a requirement for director approval of related-party transactions.

#### ✗ Paying taxes

Greece made paying taxes more costly for companies by increasing the corporate income tax rate—though it also reduced the employers' contribution rate to the social security fund.

#### ✓ Trading across borders

Greece made trading across borders easier by implementing a system allowing electronic submission of customs declarations for exports.

### Guatemala

#### ✓ Starting a business

Guatemala made starting a business easier by creating an online platform that allows simultaneous registration of a new company with different government agencies.

#### ✓ Dealing with construction permits

Guatemala made dealing with construction permits easier by streamlining procedures through the creation of a one-stop shop, backed by agreements between institutions and agencies involved in the permitting process.

#### ✓ Paying taxes

Guatemala made paying taxes easier for companies by introducing a new electronic filing and payment system.

### Guinea

#### ✓ Starting a business

Guinea made starting a business easier by enabling the one-stop shop to publish incorporation notices and by reducing the notary fees.

#### ✓ Registering property

Guinea made transferring property easier by reducing the property transfer tax.

#### ✓ Trading across borders

Guinea made trading across borders easier by improving port management systems.

### Guinea-Bissau

#### ✓ Registering property

Guinea-Bissau made transferring property easier by increasing the number of notaries dealing with property transactions.

### Guyana

#### ✓ Paying taxes

Guyana made paying taxes easier for companies by reducing the corporate income tax rate.

### Hong Kong SAR, China

#### ✓ Starting a business

Hong Kong SAR, China, made starting a business less costly by abolishing

the capital duty levied on local companies.

✗ **Registering property**

Hong Kong SAR, China, made transferring property more costly by increasing the stamp duty.

### Hungary

**Employing workers**

Hungary reduced the premium for night work and weekly holiday work and increased the minimum wage.

### Iceland

✓ **Paying taxes**

Iceland made paying taxes easier for companies by reducing employers' social security contribution rate and abolishing the weight distance tax—though it also introduced a new rehabilitation fund contribution.

### Indonesia

✓ **Getting credit**

Indonesia improved its credit information system through a new regulation setting up a legal framework for establishing credit bureaus.

### Ireland

**Employing workers**

Ireland ended a 60% rebate for employers on severance payments and eliminated the requirement for third-party notification when terminating a redundant worker.

### Israel

✓ **Starting a business**

Israel made starting a business easier by reducing the time required for registration at the Income Tax Department and the National Insurance Institute.

✓ **Resolving insolvency**

Israel made resolving insolvency easier through amendments to its companies law allowing the assumption or rejection of executory contracts, granting maximum priority to post-commencement credit, extending

the maximum period of moratorium during restructuring proceedings and allowing the sale of secured assets when necessary to ensure a successful restructuring.

### Italy

✓ **Registering property**

Italy made transferring property easier by eliminating the requirement for an energy performance certificate for commercial buildings with no heating system.

✓ **Enforcing contracts**

Italy made enforcing contracts easier by regulating attorneys' fees and streamlining some court proceedings.

✓ **Resolving insolvency**

Italy made resolving insolvency easier through amendments to its bankruptcy code that introduce a stay period for enforcement actions while the debtor is preparing a restructuring plan, make it easier to convert from one type of restructuring proceeding to another, facilitate continued operation by the debtor during restructuring and impose stricter requirements on auditors evaluating a restructuring plan.

### Jamaica

✓ **Starting a business**

Jamaica made starting a business easier by enabling the Companies Office of Jamaica to stamp the new company's articles of incorporation at registration.

✗ **Registering property**

Jamaica made transferring property more difficult by increasing the transfer tax and the stamp duty.

✓ **Getting credit**

Jamaica improved its credit information system by creating a legal and regulatory framework for private credit bureaus.

✓ **Paying taxes**

Jamaica made paying taxes less costly for companies by reducing the corporate income tax rate—though it also increased vehicle and asset taxes.

### Kazakhstan

✓ **Starting a business**

Kazakhstan made starting a business easier by reducing the time required to register a company at the Public Registration Center.

✓ **Registering property**

Kazakhstan made transferring property easier by introducing a fast-track procedure for property registration.

### Korea, Rep.

✓ **Getting credit**

Korea strengthened its secured transactions system by creating new types of security rights that can be publicized through registration.

### Kosovo

✓ **Starting a business**

Kosovo made starting a business easier by creating a one-stop shop for incorporation.

✓ **Dealing with construction permits**

Kosovo made dealing with construction permits easier by eliminating the requirement for validation of the main construction project, eliminating fees for technical approvals from the municipality and reducing the building permit fee.

✓ **Registering property**

Kosovo made transferring property easier by introducing a new notary system and by combining procedures for drafting and legalizing sale and purchase agreements.

### Kuwait

✗ **Starting a business**

Kuwait made starting a business more difficult by increasing the minimum capital requirement.

✓ **Protecting investors**

Kuwait strengthened investor protections by making it possible for minority shareholders to request the appointment of an auditor to review the company's activities.

### Lao PDR

- ✓ **Paying taxes**  
Lao PDR made paying taxes less costly for companies by reducing the corporate income tax rate—though it also introduced a new property transfer tax.

### Latvia

- ✓ **Starting a business**  
Latvia made starting a business easier by making it possible to file the applications for company registration and value added tax registration simultaneously at the commercial registry.
- ✓ **Dealing with construction permits**  
Latvia made dealing with construction permits easier by introducing new time limits for issuing a building permit and by eliminating the Public Health Agency's role in approving building permits and conducting inspections.
- ✓ **Getting credit**  
Latvia improved its credit information system by adopting a new law regulating the public credit registry.
- ✓ **Trading across borders**  
Latvia made trading across borders easier by reducing the number of documents required for importing.

### Lesotho

- ✓ **Registering property**  
Lesotho made transferring property easier by streamlining procedures and increasing administrative efficiency.

### Liberia

- ✓ **Starting a business**  
Liberia made starting a business easier by eliminating the business trade license fees and reducing the time to obtain the business registration certificate.
- ✓ **Registering property**  
Liberia made transferring property easier by digitizing the records at the land registry.

### Lithuania

- ✓ **Starting a business**  
Lithuania made starting a business easier by creating a new form of limited liability company with no minimum capital requirement.
- ✓ **Getting credit**  
Lithuania strengthened its secured transactions system by broadening the range of movable assets that can be used as collateral, allowing a general description in the security agreement of the assets pledged as collateral and permitting out-of-court enforcement.

### Macedonia, FYR

- ✓ **Dealing with construction permits**  
FYR Macedonia made dealing with construction permits easier by reducing the time required to register a new building and by authorizing the municipality to register the building on behalf of the owner.
- ✓ **Getting electricity**  
FYR Macedonia made getting electricity easier by reducing the time required to obtain a new connection and by setting fixed connection fees per kilowatt (kW) for connections requiring a capacity below 400 kW.
- ✓ **Registering property**  
FYR Macedonia made property registration faster and less costly by digitizing the real estate cadastre and eliminating the requirement for an encumbrance certificate.
- ✓ **Getting credit**  
FYR Macedonia strengthened its secured transactions system by providing more flexibility on the description of assets in a collateral agreement and on the types of debts and obligations that can be secured.
- ✓ **Protecting investors**  
FYR Macedonia strengthened investor protections by allowing shareholders to request the rescission of unfair related-party transactions and the appointment of an auditor to investigate alleged irregularities in the company's activities.

### ✓ Paying taxes

FYR Macedonia made paying taxes easier for companies by encouraging the use of electronic filing and payment systems for corporate income and value added taxes.

### Madagascar

#### ✗ Starting a business

Madagascar made starting a business more difficult by increasing the cost to register with the National Center for Statistics.

#### ✓ Paying taxes

Madagascar made paying taxes easier and less costly for companies by training taxpayers in the use of the online system for value added tax declarations and by reducing the corporate income tax rate.

#### ✓ Trading across borders

Madagascar made trading across borders easier by rolling out an online platform linking trade operators with government agencies involved in the trade process and customs clearance.

### Malawi

#### ✓ Registering property

Malawi made transferring property easier by reducing the stamp duty.

### Malaysia

#### ✓ Starting a business

Malaysia made starting a business less costly by reducing the company registration fees.

#### ✓ Dealing with construction permits

Malaysia made dealing with construction permits easier by establishing a one-stop shop.

#### ✓ Getting electricity

Malaysia made getting electricity easier by increasing the efficiency of internal processes at the utility and improving its communication and dialogue with contractors.

#### Employing workers

Malaysia introduced a minimum wage.

### Maldives

#### ✓ Paying taxes

Maldives made paying taxes easier for companies by introducing electronic filing systems for corporate income tax, sales tax and pension contributions.

### Mali

#### ✗ Starting a business

Mali made starting a business more difficult by ceasing to regularly publish the incorporation notices of new companies on the official website of the one-stop shop.

### Malta

#### ✓ Dealing with construction permits

Malta made dealing with construction permits less costly by significantly reducing the building permit fees.

### Mauritania

#### ✗ Paying taxes

Mauritania made paying taxes more costly for companies by introducing a new health insurance contribution for employers that is levied on gross salaries.

#### ✓ Trading across borders

Mauritania made trading across borders easier by introducing a new risk-based inspection system with scanners.

### Mauritius

#### ✓ Getting credit

Mauritius improved access to credit information by expanding the scope of credit information and increasing the coverage of the historical data distributed from 2 years to 3.

#### ✓ Enforcing contracts

Mauritius made enforcing contracts easier by liberalizing the profession of ushers, providing competitive options for litigants to enforce binding decisions.

#### ✓ Resolving insolvency

Mauritius made resolving insolvency easier by introducing guidelines for out-of-court restructuring and

standardizing the process of registration, suspension and removal of insolvency practitioners.

### Mexico

#### ✓ Getting electricity

Mexico made getting electricity easier by increasing the efficiency of the utility's internal processes and by enforcing a "silence is consent" rule for the approval of the feasibility study for a new connection.

#### ✓ Trading across borders

Mexico made trading across borders easier by implementing an electronic single-window system.

#### ✓ Enforcing contracts

Mexico made enforcing contracts easier by creating small claims courts, with oral proceedings, that can hear both civil and commercial cases.

### Moldova

#### ✓ Getting credit

Moldova strengthened its secured transactions system by introducing new grounds for relief from an automatic stay during insolvency and restructuring proceedings.

#### ✓ Paying taxes

Moldova made paying taxes easier for companies by introducing an electronic filing and payment system for the value added tax, corporate income tax, land improvement tax and tax on immovable property.

#### ✓ Resolving insolvency

Moldova made resolving insolvency easier by introducing new restructuring mechanisms, reducing opportunities for appeals, adding moratorium provisions and establishing strict statutory periods for several stages of the insolvency proceeding.

### Mongolia

#### ✓ Starting a business

Mongolia made starting a business easier by eliminating the requirement to get company statutes and charters notarized as well as the requirement to

register a new company with the local tax office.

#### ✓ Dealing with construction permits

Mongolia made dealing with construction permits easier by eliminating the requirement for a technical review of the building plans by the state for low- and medium-risk construction projects.

#### ✓ Getting electricity

Mongolia made getting electricity easier by increasing the efficiency of the utility's internal processes, enforcing time limits at different stages of the connection process and eliminating the fees for testing the installation.

### Montenegro

#### ✓ Dealing with construction permits

Montenegro made dealing with construction permits easier by introducing a one-stop shop and imposing strict time limits for the issuance of approvals.

#### ✓ Registering property

Montenegro made registering property easier by introducing a notary system.

### Morocco

#### ✓ Starting a business

Morocco made starting a business easier by reducing the company registration fees.

#### ✓ Registering property

Morocco made transferring property easier by reducing the time required to register a deed of transfer at the tax authority.

#### ✓ Paying taxes

Morocco made paying taxes easier for companies by increasing the use of the electronic filing and payment system for social security contributions.

### Mozambique

#### ✓ Dealing with construction permits

Mozambique made dealing with construction permits easier by improving internal processes at the Department of Construction and Urbanization—though it also increased the fees for building permits and occupancy permits.

### ✓ **Trading across borders**

Mozambique made trading across borders easier by implementing an electronic single-window system.

## Myanmar

### ✓ **Paying taxes**

Myanmar made paying taxes less costly for companies by reducing the corporate income tax rate.

## Namibia

### ✗ **Registering property**

Namibia made transferring property more expensive by increasing the transfer and stamp duties.

## Nepal

### ✓ **Starting a business**

Nepal made starting a business easier by reducing the administrative processing time at the company registrar and by establishing a data link between agencies involved in the incorporation process.

## Netherlands

### ✓ **Starting a business**

The Netherlands made starting a business easier by abolishing the minimum capital requirement.

### ✓ **Registering property**

The Netherlands made transferring property easier by increasing the efficiency of the title search process.

### ✗ **Getting credit**

The Netherlands weakened its secured transactions system through an amendment to the Collection of State Taxes Act that grants priority outside bankruptcy to tax claims over secured creditors' claims.

## New Zealand

### ✓ **Enforcing contracts**

New Zealand made enforcing contracts easier by improving its case management system to ensure a speedier and less costly adjudication of cases.

## Nicaragua

### ✓ **Starting a business**

Nicaragua made starting a business easier by merging the procedures for registering with the revenue authority and with the municipality and by reducing the time required for incorporation.

### ✓ **Getting electricity**

Nicaragua reduced the time required for getting electricity by increasing efficiency in granting approval of the connection design and by informing the customer in advance what the amount of the security deposit will be.

## Niger

### ✓ **Starting a business**

Niger made starting a business easier by replacing the requirement for a copy of the founders' criminal records with one for a sworn declaration at the time of company registration.

### ✓ **Registering property**

Niger made transferring property easier by reducing the registration fees.

### **Employing workers**

Niger increased the maximum cumulative duration of fixed-term contracts.

## Palau

### ✓ **Getting credit**

Palau strengthened its secured transactions system through a new law that establishes a centralized collateral registry, broadens the range of assets that can be used as collateral to include future assets, allows a general description in the security agreement of debts and obligations as well as assets pledged as collateral, establishes clear priority rules outside bankruptcy for secured creditors and allows out-of-court enforcement of the collateral.

### ✓ **Enforcing contracts**

Palau made enforcing contracts easier by introducing an electronic filing system for court users.

## Panama

### ✓ **Starting a business**

Panama made starting a business easier by eliminating the need to visit the municipality to obtain the municipal taxpayer number.

### ✓ **Registering property**

Panama made transferring property easier by connecting the land registry with the cadastre.

### ✓ **Protecting investors**

Panama strengthened investor protections by increasing the disclosure requirements for publicly held companies.

### ✓ **Paying taxes**

Panama made paying taxes easier for companies by changing the payment frequency for corporate income taxes from monthly to quarterly and by implementing a new online platform for filing the social security payroll.

## Paraguay

### ✓ **Paying taxes**

Paraguay made paying taxes easier for companies by making electronic filing and payment mandatory for corporate income and value added taxes.

## Philippines

### ✓ **Dealing with construction permits**

The Philippines made dealing with construction permits easier by eliminating the requirement to obtain a health certificate.

### ✓ **Getting credit**

The Philippines improved access to credit information by beginning to distribute both positive and negative information and by enacting a data privacy act that guarantees borrowers' right to access their data.

### ✓ **Paying taxes**

The Philippines made paying taxes easier for companies by introducing an electronic filing and payment system for social security contributions.

### Poland

- ✓ **Starting a business**  
Poland made starting a business easier by eliminating the requirement to register the new company at the National Labor Inspectorate and the National Sanitary Inspectorate.
- ✓ **Dealing with construction permits**  
Poland made dealing with construction permits easier by eliminating the requirement to obtain a description of the geotechnical documentation of the land.

### Portugal

- ✓ **Starting a business**  
Portugal made starting a business easier by eliminating the requirement to report to the Ministry of Labor.
- Employing workers**  
Portugal reduced the wage premium for weekly holiday work and abolished priority rules for redundancy dismissals.

### Qatar

- ✓ **Paying taxes**  
Qatar made paying taxes easier for companies by eliminating certain requirements associated with the corporate income tax return.

### Romania

- ✓ **Starting a business**  
Romania made starting a business easier by transferring responsibility for issuing the headquarters clearance certificate from the Fiscal Administration Office to the Trade Registry.
- ✓ **Paying taxes**  
Romania made paying taxes easier and less costly for companies by reducing the payment frequency for the firm tax from quarterly to twice a year and by reducing the vehicle tax rate.
- ✓ **Enforcing contracts**  
Romania made enforcing contracts easier by adopting a new civil procedure code that streamlines and speeds up all court proceedings.

### Russian Federation

- ✓ **Starting a business**  
Russia made starting a business easier by abolishing the requirement to have the bank signature card notarized before opening a company bank account.
- ✓ **Dealing with construction permits**  
Russia made dealing with construction permits easier by eliminating several requirements for project approvals from government agencies and by reducing the time required to register a new building.
- ✓ **Getting electricity**  
Russia made getting electricity simpler and less costly by setting standard connection tariffs and eliminating many procedures previously required.
- ✓ **Registering property**  
Russia made transferring property easier by streamlining procedures and implementing effective time limits for processing transfer applications.
- ✓ **Trading across borders**  
Russia made trading across borders easier by implementing an electronic system for submitting export and import documents and by reducing the number of physical inspections.

### Rwanda

- ✓ **Starting a business**  
Rwanda made starting a business easier by reducing the time required to obtain a registration certificate.
- ✓ **Dealing with construction permits**  
Rwanda made dealing with construction permits easier and less costly by reducing the building permit fees, implementing an electronic platform for building permit applications and streamlining procedures.
- ✓ **Registering property**  
Rwanda made transferring property easier by eliminating the requirement to obtain a tax clearance certificate and by implementing the web-based Land Administration Information System for processing land transactions.

### ✓ Getting credit

Rwanda strengthened its secured transactions system by providing more flexibility on the types of debts and obligations that can be secured through a collateral agreement.

### ✓ Protecting investors

Rwanda strengthened investor protections through a new law allowing plaintiffs to cross-examine defendants and witnesses with prior approval of the questions by the court.

### ✓ Paying taxes

Rwanda made paying taxes easier and less costly for companies by fully rolling out its electronic filing system to the majority of businesses and by reducing the property tax rate and business trading license fee.

### ✓ Trading across borders

Rwanda made trading across borders easier by introducing an electronic single-window system at the border.

### ✓ Resolving insolvency

Rwanda made resolving insolvency easier through a new law clarifying the standards for beginning insolvency proceedings; preventing the separation of the debtor's assets during reorganization proceedings; setting clear time limits for the submission of a reorganization plan; and implementing an automatic stay of creditors' enforcement actions.

### Samoa

### ✗ Registering property

Samoa made transferring property more expensive by increasing the stamp duty.

### Senegal

### ✓ Registering property

Senegal made transferring property easier by reducing the property transfer tax.

### ✗ Paying taxes

Senegal made paying taxes more costly by increasing the corporate income tax rate. At the same time, Senegal facilitated tax payments by making tax forms available online and



creating the Center for Medium Enterprises.

### Serbia

#### ✗ Paying taxes

Serbia made paying taxes more costly for companies by increasing the corporate income tax rate.

### Seychelles

#### ✗ Paying taxes

The Seychelles made paying taxes more complicated for companies by introducing a value added tax.

### Singapore

#### ✓ Registering property

Singapore made transferring property easier by introducing an online procedure for property transfers.

#### ✓ Getting credit

Singapore improved its credit information system by guaranteeing by law borrowers' right to inspect their own data.

### Slovak Republic

#### ✗ Starting a business

The Slovak Republic made starting a business more difficult by adding a new procedure for establishing a limited liability company.

#### ✗ Paying taxes

The Slovak Republic made paying taxes more costly for companies by increasing the corporate income tax rate and by adjusting land appraisal values.

#### Employing workers

The Slovak Republic reduced the maximum cumulative duration of fixed-term contracts, reintroduced the requirement for third-party notification when terminating an employee, reintroduced mandatory severance pay for workers with more than 2 years of service in the company and increased the minimum wage.

### Slovenia

#### ✓ Dealing with construction permits

Slovenia made dealing with construction permits easier by eliminating the

requirement to obtain project conditions from the water and sewerage provider.

#### Employing workers

Slovenia abolished priority rules for reemployment, changed the notice period and severance pay provisions for redundancy dismissals and increased the minimum wage.

### South Africa

#### ✓ Paying taxes

South Africa made paying taxes easier for companies by replacing the secondary tax on companies with a dividend tax borne by shareholders.

### South Sudan

#### ✗ Paying taxes

South Sudan made paying taxes more costly for companies by increasing the corporate income tax rate.

### Spain

#### ✓ Starting a business

Spain made starting a business easier by eliminating the requirement to obtain a municipal license before starting operations and by improving the efficiency of the commercial registry.

#### Employing workers

Spain reduced the maximum cumulative duration of fixed-term contracts and increased the minimum wage.

### Sri Lanka

#### ✓ Dealing with construction permits

Sri Lanka made dealing with construction permits easier by eliminating the requirement to obtain a tax clearance and by reducing building permit fees.

#### ✓ Getting electricity

Sri Lanka made getting electricity easier by improving the utility's internal workflow and by reducing the time required to process new applications for connections.

#### ✓ Paying taxes

Sri Lanka made paying taxes easier for companies by introducing an

electronic filing system for social security contributions.

#### ✓ Trading across borders

Sri Lanka made trading across borders easier by introducing an electronic payment system for port services.

### St. Lucia

#### ✗ Trading across borders

St. Lucia made trading across borders more difficult by introducing a new export document.

### Suriname

#### ✓ Starting a business

Suriname made starting a business easier by reducing the time required to obtain the president's approval for the registration of a new company.

#### ✓ Registering property

Suriname made transferring property easier by increasing administrative efficiency at the land registry.

### Swaziland

#### ✓ Starting a business

Swaziland made starting a business easier by shortening the administrative processing times for registering a new business and obtaining a trading license.

#### ✓ Trading across borders

Swaziland made trading across borders easier by streamlining the process for obtaining a certificate of origin.

### Sweden

#### ✓ Paying taxes

Sweden made paying taxes less costly for companies by reducing the corporate income tax rate.

### Tajikistan

#### ✗ Starting a business

Tajikistan made starting a business more difficult by requiring preliminary approval from the tax authority and the submission of additional documents at registration.

✓ **Getting credit**

Tajikistan improved access to credit information by establishing a private credit bureau.

✓ **Paying taxes**

Tajikistan made paying taxes easier and less costly for companies by reducing the corporate income tax rate, merging the minimal income tax with the corporate income tax and abolishing the retail sales tax. At the same time, Tajikistan increased the land and vehicle tax rates.

### Tanzania

✓ **Getting credit**

Tanzania improved its credit information system through new regulations that provide for the licensing of credit reference bureaus and outline the functions of the credit reference data bank.

✓ **Resolving insolvency**

Tanzania made resolving insolvency easier through new rules clearly specifying the professional requirements and remuneration for insolvency practitioners, promoting reorganization proceedings and streamlining insolvency proceedings.

### Thailand

✓ **Paying taxes**

Thailand made paying taxes less costly for companies by reducing employers' social security contribution rate.

### Togo

✓ **Starting a business**

Togo made starting a business easier by reducing the time required to register at the one-stop shop and by reducing registration costs.

✓ **Dealing with construction permits**

Togo made dealing with construction permits easier by improving internal operations at the City Hall of Lomé.

✗ **Paying taxes**

Togo made paying taxes more costly for companies by increasing the corporate income tax rate and employers' social security contribution rate and by introducing a new tax on corporate

cars. At the same time, Togo reduced the payroll tax rate.

✗ **Trading across borders**

Togo made trading across borders more difficult by granting monopoly control of all port activities at the port of Lomé to a private company.

✓ **Enforcing contracts**

Togo made enforcing contracts easier by creating specialized commercial divisions within the court of first instance.

### Tonga

✓ **Getting credit**

Tonga improved access to credit information by establishing a private credit bureau.

✗ **Paying taxes**

Tonga made paying taxes more complicated for companies by introducing a superannuation levy—though it also abolished the business license for 2013.

### Trinidad and Tobago

✓ **Starting a business**

Trinidad and Tobago made starting a business easier by merging the statutory declaration of compliance into the standard articles of incorporation form.

### Tunisia

✗ **Starting a business**

Tunisia made starting a business more difficult by increasing the cost of company registration.

### Turkey

✗ **Starting a business**

Turkey made starting a business more difficult by increasing the minimum capital requirement.

✓ **Dealing with construction permits**

Turkey reduced the time required for dealing with construction permits by setting strict time limits for granting a lot plan and by reducing the documentation requirements for an occupancy permit.

✓ **Getting electricity**

Turkey made getting electricity easier by eliminating external inspections and reducing some administrative costs.

✗ **Registering property**

Turkey made transferring property more costly by increasing the registration and several other fees.

✓ **Protecting investors**

Turkey strengthened investor protections through a new commercial code that requires directors found liable in abusive related-party transactions to disgorge their profits and that allows shareholders to request the appointment of an auditor to investigate alleged prejudicial conflicts of interest.

### Uganda

✓ **Registering property**

Uganda made transferring property easier by eliminating the need to have instruments of land transfer physically embossed to certify payment of the stamp duty.

### Ukraine

✓ **Starting a business**

Ukraine made starting a business easier by eliminating the requirement for registration with the statistics authority and by eliminating the cost for value added tax registration.

✓ **Dealing with construction permits**

Ukraine made dealing with construction permits easier by introducing a risk-based approval system, eliminating requirements for certain approvals and technical conditions and simplifying the process for registering real estate ownership rights.

✓ **Getting electricity**

Ukraine made getting electricity easier by streamlining the process for obtaining a new connection.

✓ **Registering property**

Ukraine made transferring property easier by streamlining procedures and revamping the property registration system.

✓ **Getting credit**

Ukraine improved access to credit information by beginning to collect data on firms from financial institutions.

✓ **Paying taxes**

Ukraine made paying taxes easier for companies by simplifying tax returns and further improving its electronic filing system.

✓ **Trading across borders**

Ukraine made trading across borders easier by releasing customs declarations more quickly and reducing the number of physical inspections.

✓ **Resolving insolvency**

Ukraine made resolving insolvency easier by strengthening the rights of secured creditors, introducing new rehabilitation procedures and mechanisms, making it easier to invalidate suspect transactions and shortening the statutory periods for several steps of the insolvency process.

### United Arab Emirates

✓ **Getting electricity**

The United Arab Emirates made getting electricity easier by eliminating the requirement for site inspections and reducing the time required to provide new connections.

✓ **Registering property**

The United Arab Emirates made transferring property easier by increasing the operating hours of the land registry and reducing transfer fees.

✓ **Protecting investors**

The United Arab Emirates strengthened investor protections by introducing greater disclosure requirements for related-party transactions in the annual report and to the stock exchange and by making it possible to sue directors when such transactions harm the company.

### United Kingdom

✓ **Starting a business**

The United Kingdom made starting a business easier by providing model articles for use in preparing memorandums and articles of association.

✓ **Registering property**

The United Kingdom made transferring property easier by introducing electronic lodgment for property transfer applications.

**Employing workers**

United Kingdom increased the cap on weekly wage provided to employees on the severance payment and the minimum wage.

### Uruguay

✓ **Trading across borders**

Uruguay made trading across borders easier by implementing an electronic customs declaration system.

### Uzbekistan

✓ **Starting a business**

Uzbekistan made starting a business easier by abolishing the paid-in minimum capital requirement and by eliminating the requirement to have signature samples notarized before opening a bank account.

✓ **Registering property**

Uzbekistan made transferring property easier by reducing the notary fees.

✓ **Getting credit**

Uzbekistan improved access to credit information by expanding the scope of credit information and requiring that more than 2 years of historical data be collected and distributed.

✓ **Paying taxes**

Uzbekistan made paying taxes easier for companies by eliminating some small taxes.

✓ **Trading across borders**

Uzbekistan made trading across borders easier by eliminating the need to register import contracts with customs, tightening the time limits for banks to register export or import contracts and reducing the number of export documents required.

✓ **Enforcing contracts**

Uzbekistan made enforcing contracts easier by introducing an electronic filing system for court users.

### Vanuatu

✓ **Getting credit**

Vanuatu improved access to credit information by establishing a private credit bureau.

### Venezuela, RB

✗ **Starting a business**

República Bolivariana de Venezuela made starting a business more costly by increasing the company registration fees.

✓ **Getting credit**

República Bolivariana de Venezuela improved access to credit information by starting to collect data on firms from financial institutions.

### Vietnam

✓ **Getting credit**

Vietnam improved its credit information system through a decree setting up a legal framework for the establishment of private credit bureaus.

✓ **Protecting investors**

Vietnam strengthened investor protections by introducing greater disclosure requirements for publicly held companies in cases of related-party transactions.

✗ **Paying taxes**

Vietnam made paying taxes more costly for companies by increasing employers' social security contribution rate.

**Employing workers**

Vietnam abolished priority rules for redundancy dismissals or layoffs and increased the minimum wage.

### West Bank and Gaza

✓ **Starting a business**

West Bank and Gaza made starting a business less costly by eliminating the paid-in minimum capital requirement.

**Employing workers**

West Bank and Gaza introduced a minimum wage.

## Zambia

### ✓ Starting a business

Zambia made starting a business easier by raising the threshold at which value added tax registration is required.

# Country tables



✓ Reform making it easier to do business ✗ Reform making it more difficult to do business

AFGHANISTAN		South Asia	GNI per capita (US\$)	622	
Ease of doing business (rank)	164	Low income	Population (m)	29.8	
✓ <b>Starting a business</b> (rank)	24	<b>Registering property</b> (rank)	175	<b>Trading across borders</b> (rank)	184
Procedures (number)	3	Procedures (number)	9	Documents to export (number)	10
Time (days)	5	Time (days)	250	Time to export (days)	81
Cost (% of income per capita)	14.4	Cost (% of property value)	5.0	Cost to export (US\$ per container)	4,645
Minimum capital (% of income per capita)	0.0			Documents to import (number)	10
		✓ <b>Getting credit</b> (rank)	130	Time to import (days)	85
<b>Dealing with construction permits</b> (rank)	167	Strength of legal rights index (0–10)	7	Cost to import (US\$ per container)	5,180
Procedures (number)	12	Depth of credit information index (0–6)	0		
Time (days)	330	Public registry coverage (% of adults)	0.0	<b>Enforcing contracts</b> (rank)	168
Cost (% of income per capita)	3,247.3	Private bureau coverage (% of adults)	0.0	Procedures (number)	47
				Time (days)	1,642
<b>Getting electricity</b> (rank)	104	<b>Protecting investors</b> (rank)	189	Cost (% of claim)	25.0
Procedures (number)	4	Extent of disclosure index (0–10)	1		
Time (days)	109	Extent of director liability index (0–10)	1	<b>Resolving insolvency</b> (rank)	115
Cost (% of income per capita)	1,731.7	Ease of shareholder suits index (0–10)	1	Time (years)	2.0
		Strength of investor protection index (0–10)	1.0	Cost (% of estate)	25
				Recovery rate (cents on the dollar)	26.5
		<b>Paying taxes</b> (rank)	98		
		Payments (number per year)	20		
		Time (hours per year)	275		
		Total tax rate (% of profit)	36.3		
<b>ALBANIA</b>		Europe & Central Asia	GNI per capita (US\$)	4,090	
Ease of doing business (rank)	90	Upper middle income	Population (m)	3.2	
<b>Starting a business</b> (rank)	76	<b>Registering property</b> (rank)	119	<b>Trading across borders</b> (rank)	85
Procedures (number)	5	Procedures (number)	6	Documents to export (number)	7
Time (days)	4.5	Time (days)	33	Time to export (days)	19
Cost (% of income per capita)	21.1	Cost (% of property value)	11.1	Cost to export (US\$ per container)	745
Minimum capital (% of income per capita)	0.0			Documents to import (number)	8
		<b>Getting credit</b> (rank)	13	Time to import (days)	18
<b>Dealing with construction permits</b> (rank)	189	Strength of legal rights index (0–10)	9	Cost to import (US\$ per container)	730
Procedures (number)	NO PRACTICE	Depth of credit information index (0–6)	5		
Time (days)	NO PRACTICE	Public registry coverage (% of adults)	13.1	<b>Enforcing contracts</b> (rank)	124
Cost (% of income per capita)	NO PRACTICE	Private bureau coverage (% of adults)	0.0	Procedures (number)	39
				Time (days)	525
<b>Getting electricity</b> (rank)	158	<b>Protecting investors</b> (rank)	14	Cost (% of claim)	35.7
Procedures (number)	6	Extent of disclosure index (0–10)	7		
Time (days)	177	Extent of director liability index (0–10)	9	<b>Resolving insolvency</b> (rank)	62
Cost (% of income per capita)	543.3	Ease of shareholder suits index (0–10)	6	Time (years)	2.0
		Strength of investor protection index (0–10)	7.3	Cost (% of estate)	10
				Recovery rate (cents on the dollar)	40.7
		✓ <b>Paying taxes</b> (rank)	146		
		Payments (number per year)	42		
		Time (hours per year)	357		
		Total tax rate (% of profit)	31.7		

Note: Most indicator sets refer to a case scenario in an economy's largest business city. For more details, see the data notes.

✓ Reform making it easier to do business    ✗ Reform making it more difficult to do business

<b>ALGERIA</b>		Middle East & North Africa Upper middle income	GNI per capita (US\$) Population (m)	4,110 38.5
Ease of doing business (rank)	153			
<b>Starting a business</b> (rank)	164	<b>Registering property</b> (rank)	176	<b>Trading across borders</b> (rank)
Procedures (number)	14	Procedures (number)	10	Documents to export (number)
Time (days)	25	Time (days)	63	Time to export (days)
Cost (% of income per capita)	12.4	Cost (% of property value)	7.1	Cost to export (US\$ per container)
Minimum capital (% of income per capita)	28.6			Documents to import (number)
		<b>Getting credit</b> (rank)	130	Time to import (days)
<b>Dealing with construction permits</b> (rank)	147	Strength of legal rights index (0–10)	3	Cost to import (US\$ per container)
Procedures (number)	19	Depth of credit information index (0–6)	4	
Time (days)	241	Public registry coverage (% of adults)	2.4	<b>Enforcing contracts</b> (rank)
Cost (% of income per capita)	60.1	Private bureau coverage (% of adults)	0.0	Procedures (number)
				Time (days)
<b>Getting electricity</b> (rank)	148	<b>Protecting investors</b> (rank)	98	Cost (% of claim)
Procedures (number)	5	Extent of disclosure index (0–10)	5	
Time (days)	180	Extent of director liability index (0–10)	6	<b>Resolving insolvency</b> (rank)
Cost (% of income per capita)	1,562.9	Ease of shareholder suits index (0–10)	4	Time (years)
		Strength of investor protection index (0–10)	5.0	Cost (% of estate)
				Recovery rate (cents on the dollar)
		<b>Paying taxes</b> (rank)	174	
		Payments (number per year)	29	
		Time (hours per year)	451	
		Total tax rate (% of profit)	71.9	
<b>ANGOLA</b>		Sub-Saharan Africa Upper middle income	GNI per capita (US\$) Population (m)	4,580 20.8
Ease of doing business (rank)	179			
<b>Starting a business</b> (rank)	178	<b>Registering property</b> (rank)	132	<b>Trading across borders</b> (rank)
Procedures (number)	8	Procedures (number)	7	Documents to export (number)
Time (days)	66	Time (days)	191	Time to export (days)
Cost (% of income per capita)	130.1	Cost (% of property value)	3.0	Cost to export (US\$ per container)
Minimum capital (% of income per capita)	21.8			Documents to import (number)
		<b>Getting credit</b> (rank)	130	Time to import (days)
<b>Dealing with construction permits</b> (rank)	65	Strength of legal rights index (0–10)	3	Cost to import (US\$ per container)
Procedures (number)	12	Depth of credit information index (0–6)	4	
Time (days)	204	Public registry coverage (% of adults)	2.4	<b>Enforcing contracts</b> (rank)
Cost (% of income per capita)	28.6	Private bureau coverage (% of adults)	0.0	Procedures (number)
				Time (days)
<b>Getting electricity</b> (rank)	170	<b>Protecting investors</b> (rank)	80	Cost (% of claim)
Procedures (number)	7	Extent of disclosure index (0–10)	4	
Time (days)	145	Extent of director liability index (0–10)	6	<b>Resolving insolvency</b> (rank)
Cost (% of income per capita)	689.7	Ease of shareholder suits index (0–10)	6	Time (years)
		Strength of investor protection index (0–10)	5.3	Cost (% of estate)
				Recovery rate (cents on the dollar)
		<b>Paying taxes</b> (rank)	155	
		Payments (number per year)	30	
		Time (hours per year)	282	
		Total tax rate (% of profit)	52.1	
<b>ANTIGUA AND BARBUDA</b>		Latin America & Caribbean High income	GNI per capita (US\$) Population (m)	12,640 0.1
Ease of doing business (rank)	71			
<b>Starting a business</b> (rank)	92	<b>Registering property</b> (rank)	128	<b>Trading across borders</b> (rank)
Procedures (number)	8	Procedures (number)	7	Documents to export (number)
Time (days)	21	Time (days)	26	Time to export (days)
Cost (% of income per capita)	10.5	Cost (% of property value)	10.8	Cost to export (US\$ per container)
Minimum capital (% of income per capita)	0.0			Documents to import (number)
		<b>Getting credit</b> (rank)	130	Time to import (days)
<b>Dealing with construction permits</b> (rank)	21	Strength of legal rights index (0–10)	7	Cost to import (US\$ per container)
Procedures (number)	10	Depth of credit information index (0–6)	0	
Time (days)	134	Public registry coverage (% of adults)	0.0	<b>Enforcing contracts</b> (rank)
Cost (% of income per capita)	22.5	Private bureau coverage (% of adults)	0.0	Procedures (number)
				Time (days)
<b>Getting electricity</b> (rank)	20	<b>Protecting investors</b> (rank)	34	Cost (% of claim)
Procedures (number)	4	Extent of disclosure index (0–10)	4	
Time (days)	42	Extent of director liability index (0–10)	8	<b>Resolving insolvency</b> (rank)
Cost (% of income per capita)	126.2	Ease of shareholder suits index (0–10)	7	Time (years)
		Strength of investor protection index (0–10)	6.3	Cost (% of estate)
				Recovery rate (cents on the dollar)
		<b>Paying taxes</b> (rank)	151	
		Payments (number per year)	57	
		Time (hours per year)	207	

Note: Most indicator sets refer to a case scenario in an economy's largest business city. For more details, see the data notes.



✓ Reform making it easier to do business    ✗ Reform making it more difficult to do business

		Total tax rate (% of profit)	41.0		
<b>✗ ARGENTINA</b>					
		Latin America & Caribbean		✓ GNI per capita (US\$)	9,740
Ease of doing business (rank)	126	Upper middle income		Population (m)	41.1
<b>Starting a business</b> (rank)	164	<b>Registering property</b> (rank)	138	<b>Trading across borders</b> (rank)	129
Procedures (number)	14	Procedures (number)	7	Documents to export (number)	6
Time (days)	25	Time (days)	53.5	Time to export (days)	12
Cost (% of income per capita)	19.9	Cost (% of property value)	6.6	Cost to export (US\$ per container)	1,650
Minimum capital (% of income per capita)	5.7			Documents to import (number)	8
		<b>Getting credit</b> (rank)	73	Time to import (days)	30
<b>Dealing with construction permits</b> (rank)	181	Strength of legal rights index (0–10)	4	Cost to import (US\$ per container)	2,260
Procedures (number)	24	Depth of credit information index (0–6)	6		
Time (days)	365	Public registry coverage (% of adults)	41.9	<b>Enforcing contracts</b> (rank)	57
Cost (% of income per capita)	234.1	Private bureau coverage (% of adults)	100.0	Procedures (number)	36
		<b>Protecting investors</b> (rank)	98	Time (days)	590
<b>Getting electricity</b> (rank)	80	Extent of disclosure index (0–10)	7	Cost (% of claim)	20.5
Procedures (number)	6	Extent of director liability index (0–10)	2		
Time (days)	91	Ease of shareholder suits index (0–10)	6	<b>Resolving insolvency</b> (rank)	97
Cost (% of income per capita)	40.3	Strength of investor protection index (0–10)	5.0	Time (years)	2.8
				Cost (% of estate)	12
		<b>Paying taxes</b> (rank)	153	Recovery rate (cents on the dollar)	30.8
		Payments (number per year)	9		
		Time (hours per year)	405		
		Total tax rate (% of profit)	107.8		
<b>✓ ARMENIA</b>					
		Europe & Central Asia		GNI per capita (US\$)	3,720
Ease of doing business (rank)	37	Lower middle income		Population (m)	3.0
<b>Starting a business</b> (rank)	6	<b>Registering property</b> (rank)	5	<b>Trading across borders</b> (rank)	117
Procedures (number)	2	Procedures (number)	3	Documents to export (number)	5
Time (days)	4	Time (days)	7	Time to export (days)	16
Cost (% of income per capita)	1.1	Cost (% of property value)	0.1	Cost to export (US\$ per container)	1,885
Minimum capital (% of income per capita)	0.0			Documents to import (number)	8
		<b>Getting credit</b> (rank)	42	Time to import (days)	18
<b>Dealing with construction permits</b> (rank)	79	Strength of legal rights index (0–10)	6	Cost to import (US\$ per container)	2,175
Procedures (number)	21	Depth of credit information index (0–6)	6		
Time (days)	84	Public registry coverage (% of adults)	21.9	<b>Enforcing contracts</b> (rank)	112
Cost (% of income per capita)	68.4	Private bureau coverage (% of adults)	63.8	Procedures (number)	49
		<b>Protecting investors</b> (rank)	22	Time (days)	570
<b>Getting electricity</b> (rank)	109	Extent of disclosure index (0–10)	6	Cost (% of claim)	19.0
Procedures (number)	5	Extent of director liability index (0–10)	6		
Time (days)	242	Ease of shareholder suits index (0–10)	8	<b>Resolving insolvency</b> (rank)	76
Cost (% of income per capita)	98.9	✓ Strength of investor protection index (0–10)	6.7	Time (years)	1.9
				Cost (% of estate)	11
		<b>Paying taxes</b> (rank)	103	Recovery rate (cents on the dollar)	36.4
		Payments (number per year)	10		
		Time (hours per year)	380		
		Total tax rate (% of profit)	38.8		
<b>AUSTRALIA</b>					
		OECD high income		GNI per capita (US\$)	59,570
Ease of doing business (rank)	11	High income		Population (m)	22.7
<b>Starting a business</b> (rank)	4	<b>Registering property</b> (rank)	40	<b>Trading across borders</b> (rank)	46
Procedures (number)	3	Procedures (number)	5	Documents to export (number)	5
Time (days)	2.5	Time (days)	4.5	Time to export (days)	9
Cost (% of income per capita)	0.7	✓ Cost (% of property value)	5.0	Cost to export (US\$ per container)	1,150
Minimum capital (% of income per capita)	0.0			Documents to import (number)	7
		<b>Getting credit</b> (rank)	3	Time to import (days)	8
<b>Dealing with construction permits</b> (rank)	10	Strength of legal rights index (0–10)	10	Cost to import (US\$ per container)	1,170
Procedures (number)	11	Depth of credit information index (0–6)	5		
Time (days)	112	Public registry coverage (% of adults)	0.0	<b>Enforcing contracts</b> (rank)	14
Cost (% of income per capita)	13.3	Private bureau coverage (% of adults)	100.0	Procedures (number)	28
		<b>Protecting investors</b> (rank)	68	Time (days)	395
<b>Getting electricity</b> (rank)	34	Extent of disclosure index (0–10)	8	Cost (% of claim)	21.8
Procedures (number)	5	Extent of director liability index (0–10)	2		
Time (days)	75	Ease of shareholder suits index (0–10)	7	<b>Resolving insolvency</b> (rank)	18
Cost (% of income per capita)	8.7	Strength of investor protection index (0–10)	5.7	Time (years)	1.0
				Cost (% of estate)	8
		<b>Paying taxes</b> (rank)	44	Recovery rate (cents on the dollar)	81.3
		Payments (number per year)	11		
		Time (hours per year)	105		

Note: Most indicator sets refer to a case scenario in an economy's largest business city. For more details, see the data notes.

✓ Reform making it easier to do business    ✗ Reform making it more difficult to do business

Total tax rate (% of profit) 47.0

<b>AUSTRIA</b>		OECD high income	GNI per capita (US\$)	48,160	
Ease of doing business (rank)	30	High income	Population (m)	8.5	
<b>Starting a business</b> (rank)	138	<b>Registering property</b> (rank)	36	<b>Trading across borders</b> (rank)	19
Procedures (number)	8	Procedures (number)	3	Documents to export (number)	3
Time (days)	25	Time (days)	20.5	Time to export (days)	9
Cost (% of income per capita)	4.8	Cost (% of property value)	4.6	Cost to export (US\$ per container)	1,090
Minimum capital (% of income per capita)	47.8			Documents to import (number)	4
		<b>Getting credit</b> (rank)	28	Time to import (days)	8
<b>Dealing with construction permits</b> (rank)	94	Strength of legal rights index (0–10)	7	Cost to import (US\$ per container)	1,155
Procedures (number)	13	Depth of credit information index (0–6)	6		
Time (days)	194	Public registry coverage (% of adults)	1.7	<b>Enforcing contracts</b> (rank)	6
Cost (% of income per capita)	55.8	Private bureau coverage (% of adults)	51.8	Procedures (number)	25
				Time (days)	397
<b>Getting electricity</b> (rank)	28	<b>Protecting investors</b> (rank)	98	Cost (% of claim)	18.0
Procedures (number)	5	Extent of disclosure index (0–10)	5		
Time (days)	23	Extent of director liability index (0–10)	5	<b>Resolving insolvency</b> (rank)	14
Cost (% of income per capita)	101.7	Ease of shareholder suits index (0–10)	5	Time (years)	1.1
		Strength of investor protection index (0–10)	5.0	Cost (% of estate)	10
				Recovery rate (cents on the dollar)	82.4
		<b>Paying taxes</b> (rank)	79		
		Payments (number per year)	12		
		Time (hours per year)	166		
		Total tax rate (% of profit)	52.4		

<b>✓ AZERBAIJAN</b>		Europe & Central Asia	GNI per capita (US\$)	6,050	
Ease of doing business (rank)	70	Upper middle income	Population (m)	9.3	
<b>Starting a business</b> (rank)	10	<b>Registering property</b> (rank)	13	<b>Trading across borders</b> (rank)	168
Procedures (number)	3	Procedures (number)	4	Documents to export (number)	9
Time (days)	7	Time (days)	11	Time to export (days)	28
Cost (% of income per capita)	1.0	Cost (% of property value)	0.5	Cost to export (US\$ per container)	3,540
✓ Minimum capital (% of income per capita)	0.0			Documents to import (number)	11
		<b>Getting credit</b> (rank)	55	Time to import (days)	25
<b>Dealing with construction permits</b> (rank)	180	Strength of legal rights index (0–10)	6	Cost to import (US\$ per container)	3,560
Procedures (number)	28	Depth of credit information index (0–6)	5		
Time (days)	212	Public registry coverage (% of adults)	23.0	<b>Enforcing contracts</b> (rank)	28
Cost (% of income per capita)	282.3	Private bureau coverage (% of adults)	0.0	Procedures (number)	40
				Time (days)	237
<b>Getting electricity</b> (rank)	181	<b>Protecting investors</b> (rank)	22	Cost (% of claim)	18.5
Procedures (number)	9	Extent of disclosure index (0–10)	7		
Time (days)	241	Extent of director liability index (0–10)	5	<b>Resolving insolvency</b> (rank)	86
Cost (% of income per capita)	570.8	Ease of shareholder suits index (0–10)	8	Time (years)	2.3
		Strength of investor protection index (0–10)	6.7	Cost (% of estate)	8
				Recovery rate (cents on the dollar)	34.0
		<b>Paying taxes</b> (rank)	77		
		Payments (number per year)	18		
		Time (hours per year)	214		
		Total tax rate (% of profit)	40.0		

<b>BAHAMAS, THE</b>		✓ Latin America & Caribbean	GNI per capita (US\$)	22,833	
Ease of doing business (rank)	84	High income	Population (m)	0.4	
<b>Starting a business</b> (rank)	83	<b>Registering property</b> (rank)	182	<b>Trading across borders</b> (rank)	72
Procedures (number)	7	Procedures (number)	7	Documents to export (number)	5
Time (days)	23.5	Time (days)	122	Time to export (days)	19
Cost (% of income per capita)	10.4	Cost (% of property value)	12.1	Cost to export (US\$ per container)	1,005
Minimum capital (% of income per capita)	0.0			Documents to import (number)	5
		<b>Getting credit</b> (rank)	86	Time to import (days)	13
<b>Dealing with construction permits</b> (rank)	75	Strength of legal rights index (0–10)	9	Cost to import (US\$ per container)	1,770
Procedures (number)	14	Depth of credit information index (0–6)	0		
Time (days)	178	Public registry coverage (% of adults)	0.0	<b>Enforcing contracts</b> (rank)	125
Cost (% of income per capita)	28.2	Private bureau coverage (% of adults)	0.0	Procedures (number)	49
				Time (days)	427
<b>Getting electricity</b> (rank)	45	<b>Protecting investors</b> (rank)	115	Cost (% of claim)	28.9
Procedures (number)	5	Extent of disclosure index (0–10)	2		
Time (days)	67	Extent of director liability index (0–10)	5	<b>Resolving insolvency</b> (rank)	32
Cost (% of income per capita)	102.1	Ease of shareholder suits index (0–10)	7	Time (years)	3.0
		Strength of investor protection index (0–10)	4.7	Cost (% of estate)	12
				Recovery rate (cents on the dollar)	63.5
		<b>Paying taxes</b> (rank)	45		
		Payments (number per year)	18		
		Time (hours per year)	58		

Note: Most indicator sets refer to a case scenario in an economy's largest business city. For more details, see the data notes.

✓ Reform making it easier to do business ✗ Reform making it more difficult to do business

		Total tax rate (% of profit)	46.6		
<b>✗ BAHRAIN</b>					
		Middle East & North Africa High income		GNI per capita (US\$) Population (m)	23,477 1.3
Ease of doing business (rank)	46				
<b>Starting a business</b> (rank)	99	<b>Registering property</b> (rank)	32	<b>Trading across borders</b> (rank)	81
Procedures (number)	7	Procedures (number)	2	Documents to export (number)	7
Time (days)	9	Time (days)	31	Time to export (days)	11
Cost (% of income per capita)	0.9	✓ Cost (% of property value)	2.7	Cost to export (US\$ per container)	955
Minimum capital (% of income per capita)	226.6			Documents to import (number)	8
		<b>Getting credit</b> (rank)	130	Time to import (days)	15
<b>Dealing with construction permits</b> (rank)	4	Strength of legal rights index (0–10)	3	Cost to import (US\$ per container)	995
Procedures (number)	12	Depth of credit information index (0–6)	4		
Time (days)	60	Public registry coverage (% of adults)	0.0	<b>Enforcing contracts</b> (rank)	122
Cost (% of income per capita)	9.3	Private bureau coverage (% of adults)	26.0	Procedures (number)	48
		<b>Protecting investors</b> (rank)	115	Time (days)	635
<b>Getting electricity</b> (rank)	52	Extent of disclosure index (0–10)	8	Cost (% of claim)	14.7
Procedures (number)	5	Extent of director liability index (0–10)	4		
Time (days)	90	Ease of shareholder suits index (0–10)	2	<b>Resolving insolvency</b> (rank)	27
Cost (% of income per capita)	55.5	Strength of investor protection index (0–10)	4.7	Time (years)	2.5
				Cost (% of estate)	10
		<b>Paying taxes</b> (rank)	7	Recovery rate (cents on the dollar)	67.4
		Payments (number per year)	13		
		Time (hours per year)	36		
		Total tax rate (% of profit)	13.5		
<b>✓ BANGLADESH</b>					
		South Asia Low income		GNI per capita (US\$) Population (m)	840 154.7
Ease of doing business (rank)	130				
<b>Starting a business</b> (rank)	74	<b>Registering property</b> (rank)	177	<b>Trading across borders</b> (rank)	130
Procedures (number)	7	Procedures (number)	8	Documents to export (number)	6
Time (days)	10.5	Time (days)	245	Time to export (days)	25
Cost (% of income per capita)	19.9	Cost (% of property value)	6.7	Cost to export (US\$ per container)	1,075
Minimum capital (% of income per capita)	0.0			Documents to import (number)	8
		<b>Getting credit</b> (rank)	86	Time to import (days)	35
<b>Dealing with construction permits</b> (rank)	93	Strength of legal rights index (0–10)	7	Cost to import (US\$ per container)	1,470
Procedures (number)	11	Depth of credit information index (0–6)	2		
Time (days)	201	Public registry coverage (% of adults)	0.8	<b>Enforcing contracts</b> (rank)	185
Cost (% of income per capita)	110.3	Private bureau coverage (% of adults)	0.0	Procedures (number)	41
		<b>Protecting investors</b> (rank)	22	Time (days)	1,442
<b>Getting electricity</b> (rank)	189	Extent of disclosure index (0–10)	6	Cost (% of claim)	66.8
Procedures (number)	9	Extent of director liability index (0–10)	7		
Time (days)	404	Ease of shareholder suits index (0–10)	7	<b>Resolving insolvency</b> (rank)	119
Cost (% of income per capita)	4,483.4	Strength of investor protection index (0–10)	6.7	Time (years)	4.0
				Cost (% of estate)	8
		<b>Paying taxes</b> (rank)	100	Recovery rate (cents on the dollar)	25.8
		Payments (number per year)	20		
		Time (hours per year)	302		
		Total tax rate (% of profit)	35.0		
<b>BARBADOS</b>					
		Latin America & Caribbean High income		GNI per capita (US\$) Population (m)	16,152 0.3
Ease of doing business (rank)	91				
<b>Starting a business</b> (rank)	77	<b>Registering property</b> (rank)	142	<b>Trading across borders</b> (rank)	30
Procedures (number)	8	Procedures (number)	6	Documents to export (number)	5
Time (days)	18	Time (days)	153	Time to export (days)	9
Cost (% of income per capita)	7.2	Cost (% of property value)	5.6	Cost to export (US\$ per container)	810
Minimum capital (% of income per capita)	0.0			Documents to import (number)	5
		<b>Getting credit</b> (rank)	86	Time to import (days)	8
<b>Dealing with construction permits</b> (rank)	56	Strength of legal rights index (0–10)	9	Cost to import (US\$ per container)	1,615
Procedures (number)	10	Depth of credit information index (0–6)	0		
Time (days)	442	Public registry coverage (% of adults)	0.0	<b>Enforcing contracts</b> (rank)	110
Cost (% of income per capita)	8.3	Private bureau coverage (% of adults)	0.0	Procedures (number)	38
		<b>Protecting investors</b> (rank)	170	Time (days)	1,340
<b>Getting electricity</b> (rank)	83	Extent of disclosure index (0–10)	2	Cost (% of claim)	19.7
Procedures (number)	7	Extent of director liability index (0–10)	1		
Time (days)	65	Ease of shareholder suits index (0–10)	6	<b>Resolving insolvency</b> (rank)	28
Cost (% of income per capita)	60.9	Strength of investor protection index (0–10)	3.0	Time (years)	1.8
				Cost (% of estate)	15
		<b>Paying taxes</b> (rank)	112	Recovery rate (cents on the dollar)	65.1
		Payments (number per year)	28		
		Time (hours per year)	237		

Note: Most indicator sets refer to a case scenario in an economy's largest business city. For more details, see the data notes.

✓ Reform making it easier to do business ✗ Reform making it more difficult to do business

Total tax rate (% of profit) 40.8

✓ BELARUS		✓ Europe & Central Asia	GNI per capita (US\$)	6,530
Ease of doing business (rank)	63	Upper middle income	Population (m)	9.5
<b>Starting a business</b> (rank)	15	<b>Registering property</b> (rank)	<b>Trading across borders</b> (rank)	149
Procedures (number)	5	Procedures (number)	Documents to export (number)	9
Time (days)	9	Time (days)	Time to export (days)	15
Cost (% of income per capita)	0.8	Cost (% of property value)	Cost to export (US\$ per container)	1,510
Minimum capital (% of income per capita)	0.0		Documents to import (number)	10
		<b>Getting credit</b> (rank)	Time to import (days)	30
<b>Dealing with construction permits</b> (rank)	30	Strength of legal rights index (0–10)	Cost to import (US\$ per container)	2,315
Procedures (number)	12	Depth of credit information index (0–6)		
Time (days)	128	Public registry coverage (% of adults)	<b>Enforcing contracts</b> (rank)	13
✓ Cost (% of income per capita)	21.3	Private bureau coverage (% of adults)	Procedures (number)	29
			Time (days)	275
<b>Getting electricity</b> (rank)	168	<b>Protecting investors</b> (rank)	✓ Cost (% of claim)	23.4
Procedures (number)	7	Extent of disclosure index (0–10)		
Time (days)	161	Extent of director liability index (0–10)	<b>Resolving insolvency</b> (rank)	74
Cost (% of income per capita)	431.7	Ease of shareholder suits index (0–10)	Time (years)	3.0
		Strength of investor protection index (0–10)	Cost (% of estate)	22
			Recovery rate (cents on the dollar)	36.9
		<b>Paying taxes</b> (rank)		
		Payments (number per year)		
		Time (hours per year)		
		Total tax rate (% of profit)		

BELGIUM		OECD high income	GNI per capita (US\$)	44,990
Ease of doing business (rank)	36	High income	Population (m)	11.1
<b>Starting a business</b> (rank)	49	<b>Registering property</b> (rank)	<b>Trading across borders</b> (rank)	28
Procedures (number)	3	Procedures (number)	Documents to export (number)	4
Time (days)	4	Time (days)	Time to export (days)	9
Cost (% of income per capita)	5.2	Cost (% of property value)	Cost to export (US\$ per container)	1,240
Minimum capital (% of income per capita)	18.2		Documents to import (number)	4
		<b>Getting credit</b> (rank)	Time to import (days)	8
<b>Dealing with construction permits</b> (rank)	100	Strength of legal rights index (0–10)	Cost to import (US\$ per container)	1,400
Procedures (number)	13	Depth of credit information index (0–6)		
Time (days)	214	Public registry coverage (% of adults)	<b>Enforcing contracts</b> (rank)	16
Cost (% of income per capita)	54.3	Private bureau coverage (% of adults)	Procedures (number)	26
			Time (days)	505
<b>Getting electricity</b> (rank)	90	<b>Protecting investors</b> (rank)	Cost (% of claim)	17.7
Procedures (number)	6	Extent of disclosure index (0–10)		
Time (days)	88	Extent of director liability index (0–10)	<b>Resolving insolvency</b> (rank)	6
Cost (% of income per capita)	92.5	Ease of shareholder suits index (0–10)	Time (years)	0.9
		Strength of investor protection index (0–10)	Cost (% of estate)	4
			Recovery rate (cents on the dollar)	89.0
		<b>Paying taxes</b> (rank)		
		Payments (number per year)		
		Time (hours per year)		
		Total tax rate (% of profit)		

BELIZE		Latin America & Caribbean	GNI per capita (US\$)	4,180
Ease of doing business (rank)	106	Upper middle income	Population (m)	0.3
<b>Starting a business</b> (rank)	167	<b>Registering property</b> (rank)	<b>Trading across borders</b> (rank)	101
Procedures (number)	9	Procedures (number)	Documents to export (number)	5
Time (days)	44	Time (days)	Time to export (days)	17
Cost (% of income per capita)	46.3	Cost (% of property value)	Cost to export (US\$ per container)	1,355
Minimum capital (% of income per capita)	0.0		Documents to import (number)	7
		<b>Getting credit</b> (rank)	Time to import (days)	19
<b>Dealing with construction permits</b> (rank)	16	Strength of legal rights index (0–10)	Cost to import (US\$ per container)	1,580
Procedures (number)	8	Depth of credit information index (0–6)		
Time (days)	91	Public registry coverage (% of adults)	<b>Enforcing contracts</b> (rank)	173
Cost (% of income per capita)	87.4	Private bureau coverage (% of adults)	Procedures (number)	51
			Time (days)	892
<b>Getting electricity</b> (rank)	57	<b>Protecting investors</b> (rank)	Cost (% of claim)	27.5
Procedures (number)	5	Extent of disclosure index (0–10)		
Time (days)	66	Extent of director liability index (0–10)	<b>Resolving insolvency</b> (rank)	30
Cost (% of income per capita)	357.5	Ease of shareholder suits index (0–10)	Time (years)	1.0
		Strength of investor protection index (0–10)	Cost (% of estate)	23
			Recovery rate (cents on the dollar)	64.5
		<b>Paying taxes</b> (rank)		
		Payments (number per year)		
		Time (hours per year)		

Note: Most indicator sets refer to a case scenario in an economy's largest business city. For more details, see the data notes.

✓ Reform making it easier to do business ✗ Reform making it more difficult to do business

Total tax rate (% of profit) 33.2

✓ BENIN		Sub-Saharan Africa	✓ GNI per capita (US\$)		
Ease of doing business (rank)		Low income	Population (m)		
<b>Starting a business</b> (rank)	139	<b>Registering property</b> (rank)	137	<b>Trading across borders</b> (rank)	119
Procedures (number)	4	Procedures (number)	4	Documents to export (number)	6
Time (days)	15	Time (days)	120	Time to export (days)	26
Cost (% of income per capita)	122.7	Cost (% of property value)	11.7	Cost to export (US\$ per container)	1,030
Minimum capital (% of income per capita)	261.2			Documents to import (number)	7
		<b>Getting credit</b> (rank)	130	Time to import (days)	27
<b>Dealing with construction permits</b> (rank)	95	Strength of legal rights index (0–10)	6	Cost to import (US\$ per container)	1,520
Procedures (number)	11	Depth of credit information index (0–6)	1		
Time (days)	188	Public registry coverage (% of adults)	10.1	<b>Enforcing contracts</b> (rank)	181
Cost (% of income per capita)	165.3	Private bureau coverage (% of adults)	0.0	Procedures (number)	42
		<b>Protecting investors</b> (rank)	157	Time (days)	795
<b>Getting electricity</b> (rank)	160	Extent of disclosure index (0–10)	6	Cost (% of claim)	64.7
Procedures (number)	5	Extent of director liability index (0–10)	1		
Time (days)	158	Ease of shareholder suits index (0–10)	3	<b>Resolving insolvency</b> (rank)	140
Cost (% of income per capita)	16,321.0	Strength of investor protection index (0–10)	3.3	Time (years)	4.0
				Cost (% of estate)	22
		<b>Paying taxes</b> (rank)	179	Recovery rate (cents on the dollar)	18.1
		Payments (number per year)	55		
		Time (hours per year)	270		
		Total tax rate (% of profit)	65.9		

✓ BHUTAN		South Asia	GNI per capita (US\$)		
Ease of doing business (rank)		Lower middle income	Population (m)		
<b>Starting a business</b> (rank)	86	<b>Registering property</b> (rank)	86	<b>Trading across borders</b> (rank)	172
Procedures (number)	8	Procedures (number)	3	Documents to export (number)	9
Time (days)	32	Time (days)	92	Time to export (days)	38
Cost (% of income per capita)	5.0	✓ Cost (% of property value)	5.0	Cost to export (US\$ per container)	2,230
Minimum capital (% of income per capita)	0.0			Documents to import (number)	12
		<b>Getting credit</b> (rank)	109	Time to import (days)	38
<b>Dealing with construction permits</b> (rank)	132	Strength of legal rights index (0–10)	3	Cost to import (US\$ per container)	2,330
Procedures (number)	22	Depth of credit information index (0–6)	5		
Time (days)	150	Public registry coverage (% of adults)	15.6	<b>Enforcing contracts</b> (rank)	37
Cost (% of income per capita)	77.6	Private bureau coverage (% of adults)	0.0	Procedures (number)	47
		<b>Protecting investors</b> (rank)	147	Time (days)	225
<b>Getting electricity</b> (rank)	91	Extent of disclosure index (0–10)	4	Cost (% of claim)	0.1
Procedures (number)	5	Extent of director liability index (0–10)	3		
Time (days)	82	Ease of shareholder suits index (0–10)	4	<b>Resolving insolvency</b> (rank)	189
Cost (% of income per capita)	693.1	Strength of investor protection index (0–10)	3.7	Time (years)	NO PRACTICE
				Cost (% of estate)	NO PRACTICE
		<b>Paying taxes</b> (rank)	104	Recovery rate (cents on the dollar)	0.0
		Payments (number per year)	19		
		Time (hours per year)	274		
		Total tax rate (% of profit)	40.8		

BOLIVIA		Latin America & Caribbean	GNI per capita (US\$)		
Ease of doing business (rank)		Lower middle income	Population (m)		
<b>Starting a business</b> (rank)	180	<b>Registering property</b> (rank)	144	<b>Trading across borders</b> (rank)	126
Procedures (number)	15	Procedures (number)	7	Documents to export (number)	7
Time (days)	49	Time (days)	91	Time to export (days)	21
Cost (% of income per capita)	71.6	Cost (% of property value)	4.7	Cost to export (US\$ per container)	1,440
Minimum capital (% of income per capita)	1.8			Documents to import (number)	6
		<b>Getting credit</b> (rank)	130	Time to import (days)	24
<b>Dealing with construction permits</b> (rank)	136	Strength of legal rights index (0–10)	1	Cost to import (US\$ per container)	1,745
Procedures (number)	16	Depth of credit information index (0–6)	6		
Time (days)	275.5	Public registry coverage (% of adults)	14.1	<b>Enforcing contracts</b> (rank)	131
Cost (% of income per capita)	61.4	Private bureau coverage (% of adults)	36.5	Procedures (number)	40
		<b>Protecting investors</b> (rank)	138	Time (days)	591
<b>Getting electricity</b> (rank)	128	Extent of disclosure index (0–10)	1	Cost (% of claim)	33.2
Procedures (number)	8	Extent of director liability index (0–10)	5		
Time (days)	42	Ease of shareholder suits index (0–10)	6	<b>Resolving insolvency</b> (rank)	67
Cost (% of income per capita)	952.3	Strength of investor protection index (0–10)	4.0	Time (years)	1.8
				Cost (% of estate)	15
		<b>Paying taxes</b> (rank)	185	Recovery rate (cents on the dollar)	38.9
		Payments (number per year)	42		

Note: Most indicator sets refer to a case scenario in an economy's largest business city. For more details, see the data notes.

✓ Reform making it easier to do business    ✗ Reform making it more difficult to do business

Time (hours per year)	1,025
Total tax rate (% of profit)	83.4

<b>BOSNIA AND HERZEGOVINA</b>		Europe & Central Asia	GNI per capita (US\$)	4,650	
Ease of doing business (rank)	131	Upper middle income	Population (m)	3.8	
<b>Starting a business</b> (rank)	174	<b>Registering property</b> (rank)	96	<b>Trading across borders</b> (rank)	107
Procedures (number)	11	Procedures (number)	7	Documents to export (number)	8
Time (days)	37	Time (days)	25	Time to export (days)	16
Cost (% of income per capita)	14.9	Cost (% of property value)	5.3	Cost to export (US\$ per container)	1,260
Minimum capital (% of income per capita)	29.1			Documents to import (number)	8
		<b>Getting credit</b> (rank)	73	Time to import (days)	13
<b>Dealing with construction permits</b> (rank)	175	Strength of legal rights index (0–10)	5	Cost to import (US\$ per container)	1,200
Procedures (number)	17	Depth of credit information index (0–6)	5		
Time (days)	179	Public registry coverage (% of adults)	39.1	<b>Enforcing contracts</b> (rank)	115
Cost (% of income per capita)	1,100.2	Private bureau coverage (% of adults)	4.9	Procedures (number)	37
				Time (days)	595
<b>Getting electricity</b> (rank)	164	<b>Protecting investors</b> (rank)	115	Cost (% of claim)	34.0
Procedures (number)	8	Extent of disclosure index (0–10)	3		
Time (days)	125	Extent of director liability index (0–10)	6	<b>Resolving insolvency</b> (rank)	77
Cost (% of income per capita)	492.4	✗ Ease of shareholder suits index (0–10)	5	Time (years)	3.3
		Strength of investor protection index (0–10)	4.7	Cost (% of estate)	9
				Recovery rate (cents on the dollar)	36.0
		<b>Paying taxes</b> (rank)	135		
		Payments (number per year)	40		
		Time (hours per year)	407		
		Total tax rate (% of profit)	25.5		

<b>BOTSWANA</b>		Sub-Saharan Africa	GNI per capita (US\$)	7,720	
Ease of doing business (rank)	56	Upper middle income	Population (m)	2.0	
<b>Starting a business</b> (rank)	96	<b>Registering property</b> (rank)	41	<b>Trading across borders</b> (rank)	145
Procedures (number)	9	Procedures (number)	4	Documents to export (number)	6
Time (days)	60	Time (days)	15	Time to export (days)	27
✓ Cost (% of income per capita)	1.2	Cost (% of property value)	5.1	Cost to export (US\$ per container)	3,045
Minimum capital (% of income per capita)	0.0			Documents to import (number)	6
		<b>Getting credit</b> (rank)	73	Time to import (days)	35
<b>Dealing with construction permits</b> (rank)	69	Strength of legal rights index (0–10)	6	Cost to import (US\$ per container)	3,610
Procedures (number)	21	Depth of credit information index (0–6)	4		
Time (days)	111	Public registry coverage (% of adults)	0.0	<b>Enforcing contracts</b> (rank)	86
Cost (% of income per capita)	17.6	Private bureau coverage (% of adults)	60.7	Procedures (number)	28
				Time (days)	625
<b>Getting electricity</b> (rank)	107	<b>Protecting investors</b> (rank)	52	Cost (% of claim)	39.8
Procedures (number)	5	Extent of disclosure index (0–10)	7		
Time (days)	121	Extent of director liability index (0–10)	8	<b>Resolving insolvency</b> (rank)	34
Cost (% of income per capita)	389.1	Ease of shareholder suits index (0–10)	3	Time (years)	1.7
		Strength of investor protection index (0–10)	6.0	Cost (% of estate)	18
				Recovery rate (cents on the dollar)	61.9
		<b>Paying taxes</b> (rank)	47		
		Payments (number per year)	34		
		Time (hours per year)	152		
		Total tax rate (% of profit)	25.4		

<b>BRAZIL</b>		Latin America & Caribbean	GNI per capita (US\$)	11,630	
Ease of doing business (rank)	116	Upper middle income	Population (m)	198.7	
<b>Starting a business</b> (rank)	123	<b>Registering property</b> (rank)	107	<b>Trading across borders</b> (rank)	124
Procedures (number)	13	Procedures (number)	14	Documents to export (number)	6
Time (days)	107.5	Time (days)	30	Time to export (days)	13
Cost (% of income per capita)	4.6	Cost (% of property value)	2.6	Cost to export (US\$ per container)	2,215
Minimum capital (% of income per capita)	0.0			Documents to import (number)	8
		<b>Getting credit</b> (rank)	109	Time to import (days)	17
<b>Dealing with construction permits</b> (rank)	130	Strength of legal rights index (0–10)	3	Cost to import (US\$ per container)	2,275
Procedures (number)	15	Depth of credit information index (0–6)	5		
Time (days)	400	Public registry coverage (% of adults)	50.4	<b>Enforcing contracts</b> (rank)	121
Cost (% of income per capita)	34.8	Private bureau coverage (% of adults)	63.4	Procedures (number)	44
				Time (days)	731
<b>Getting electricity</b> (rank)	14	<b>Protecting investors</b> (rank)	80	Cost (% of claim)	16.5
Procedures (number)	4	Extent of disclosure index (0–10)	5		
Time (days)	58	Extent of director liability index (0–10)	8	<b>Resolving insolvency</b> (rank)	135
Cost (% of income per capita)	34.4	Ease of shareholder suits index (0–10)	3	Time (years)	4.0
		Strength of investor protection index (0–10)	5.3	Cost (% of estate)	12
				Recovery rate (cents on the dollar)	19.5
		<b>Paying taxes</b> (rank)	159		

Note: Most indicator sets refer to a case scenario in an economy's largest business city. For more details, see the data notes.



✓ Reform making it easier to do business    ✗ Reform making it more difficult to do business

Payments (number per year)	9
Time (hours per year)	2,600
Total tax rate (% of profit)	68.3

BRUNEI DARUSSALAM		East Asia & Pacific	GNI per capita (US\$)	41,703	
Ease of doing business (rank)	59	High income	Population (m)	0.4	
<b>Starting a business</b> (rank)	137	<b>Registering property</b> (rank)	116	<b>Trading across borders</b> (rank)	39
Procedures (number)	15	✓ Procedures (number)	7	Documents to export (number)	5
Time (days)	101	Time (days)	298	Time to export (days)	19
Cost (% of income per capita)	9.9	Cost (% of property value)	0.6	Cost to export (US\$ per container)	705
Minimum capital (% of income per capita)	0.0			Documents to import (number)	5
		<b>Getting credit</b> (rank)	55	Time to import (days)	15
<b>Dealing with construction permits</b> (rank)	46	Strength of legal rights index (0–10)	7	Cost to import (US\$ per container)	770
Procedures (number)	22	Depth of credit information index (0–6)	4		
Time (days)	95	Public registry coverage (% of adults)	55.7	<b>Enforcing contracts</b> (rank)	161
Cost (% of income per capita)	3.5	Private bureau coverage (% of adults)	0.0	Procedures (number)	47
				Time (days)	540
<b>Getting electricity</b> (rank)	29	<b>Protecting investors</b> (rank)	115	Cost (% of claim)	36.6
Procedures (number)	5	Extent of disclosure index (0–10)	4		
Time (days)	56	Extent of director liability index (0–10)	2	<b>Resolving insolvency</b> (rank)	48
Cost (% of income per capita)	35.9	Ease of shareholder suits index (0–10)	8	Time (years)	2.5
		Strength of investor protection index (0–10)	4.7	Cost (% of estate)	4
				Recovery rate (cents on the dollar)	47.2
		<b>Paying taxes</b> (rank)	20		
		Payments (number per year)	27		
		Time (hours per year)	96		
		Total tax rate (% of profit)	16.1		

BULGARIA		Europe & Central Asia	GNI per capita (US\$)	6,870	
Ease of doing business (rank)	58	Upper middle income	Population (m)	7.3	
<b>Starting a business</b> (rank)	65	<b>Registering property</b> (rank)	62	<b>Trading across borders</b> (rank)	79
Procedures (number)	4	Procedures (number)	7	Documents to export (number)	4
Time (days)	18	Time (days)	14	Time to export (days)	20
Cost (% of income per capita)	1.0	Cost (% of property value)	2.9	Cost to export (US\$ per container)	1,375
Minimum capital (% of income per capita)	0.0			Documents to import (number)	5
		<b>Getting credit</b> (rank)	28	Time to import (days)	17
<b>Dealing with construction permits</b> (rank)	118	Strength of legal rights index (0–10)	9	Cost to import (US\$ per container)	1,365
Procedures (number)	18	Depth of credit information index (0–6)	4		
Time (days)	104	Public registry coverage (% of adults)	61.0	<b>Enforcing contracts</b> (rank)	79
Cost (% of income per capita)	222.9	Private bureau coverage (% of adults)	0.0	Procedures (number)	38
				Time (days)	564
<b>Getting electricity</b> (rank)	135	<b>Protecting investors</b> (rank)	52	Cost (% of claim)	23.8
Procedures (number)	6	Extent of disclosure index (0–10)	10		
Time (days)	130	Extent of director liability index (0–10)	2	<b>Resolving insolvency</b> (rank)	92
Cost (% of income per capita)	320.0	Ease of shareholder suits index (0–10)	6	Time (years)	3.3
		Strength of investor protection index (0–10)	6.0	Cost (% of estate)	9
				Recovery rate (cents on the dollar)	32.6
		<b>Paying taxes</b> (rank)	81		
		Payments (number per year)	13		
		Time (hours per year)	454		
		Total tax rate (% of profit)	27.7		

BURKINA FASO		Sub-Saharan Africa	GNI per capita (US\$)	670	
Ease of doing business (rank)	154	Low income	Population (m)	16.5	
<b>Starting a business</b> (rank)	125	<b>Registering property</b> (rank)	123	<b>Trading across borders</b> (rank)	174
Procedures (number)	3	Procedures (number)	4	Documents to export (number)	10
Time (days)	13	Time (days)	67	Time to export (days)	41
Cost (% of income per capita)	44.5	Cost (% of property value)	12.3	Cost to export (US\$ per container)	2,455
Minimum capital (% of income per capita)	306.2			Documents to import (number)	9
		<b>Getting credit</b> (rank)	130	Time to import (days)	49
<b>Dealing with construction permits</b> (rank)	60	Strength of legal rights index (0–10)	6	Cost to import (US\$ per container)	4,430
Procedures (number)	12	Depth of credit information index (0–6)	1		
Time (days)	98	Public registry coverage (% of adults)	2.0	<b>Enforcing contracts</b> (rank)	108
Cost (% of income per capita)	329.4	Private bureau coverage (% of adults)	0.0	Procedures (number)	37
				Time (days)	446
<b>Getting electricity</b> (rank)	141	<b>Protecting investors</b> (rank)	147	Cost (% of claim)	81.7
Procedures (number)	4	Extent of disclosure index (0–10)	6		
Time (days)	158	✓ Extent of director liability index (0–10)	1	<b>Resolving insolvency</b> (rank)	117
Cost (% of income per capita)	10,956.6	Ease of shareholder suits index (0–10)	4	Time (years)	4.0
		Strength of investor protection index (0–10)	3.7	Cost (% of estate)	9
				Recovery rate (cents on the dollar)	26.1
		<b>Paying taxes</b> (rank)	160		

Note: Most indicator sets refer to a case scenario in an economy's largest business city. For more details, see the data notes.

✓ Reform making it easier to do business    ✗ Reform making it more difficult to do business

		Payments (number per year)	45		
		Time (hours per year)	270		
✓		✓ Total tax rate (% of profit)	43.9	✓	
<b>BURUNDI</b>					
Ease of doing business (rank)		Sub-Saharan Africa		GNI per capita (US\$)	
140		Low income		Population (m)	
240				9.8	
<b>Starting a business</b> (rank)	27	<b>Registering property</b> (rank)	52	<b>Trading across borders</b> (rank)	175
Procedures (number)	3	Procedures (number)	5	Documents to export (number)	9
✓ Time (days)	5	Time (days)	26	Time to export (days)	32
Cost (% of income per capita)	17.5	Cost (% of property value)	3.2	Cost to export (US\$ per container)	2,905
Minimum capital (% of income per capita)	0.0			Documents to import (number)	10
		<b>Getting credit</b> (rank)	170	Time to import (days)	46
<b>Dealing with construction permits</b> (rank)	126	Strength of legal rights index (0–10)	3	Cost to import (US\$ per container)	4,420
✓ Procedures (number)	15	Depth of credit information index (0–6)	1		
Time (days)	99	Public registry coverage (% of adults)	0.3	<b>Enforcing contracts</b> (rank)	177
Cost (% of income per capita)	2,262.8	Private bureau coverage (% of adults)	0.0	Procedures (number)	44
				Time (days)	832
<b>Getting electricity</b> (rank)	161	<b>Protecting investors</b> (rank)	34	Cost (% of claim)	38.6
Procedures (number)	5	Extent of disclosure index (0–10)	8		
Time (days)	158	✓ Extent of director liability index (0–10)	7	<b>Resolving insolvency</b> (rank)	164
Cost (% of income per capita)	20,509.0	Ease of shareholder suits index (0–10)	4	Time (years)	5.0
		Strength of investor protection index (0–10)	6.3	Cost (% of estate)	30
				Recovery rate (cents on the dollar)	7.7
		<b>Paying taxes</b> (rank)	143		
		Payments (number per year)	25		
		Time (hours per year)	274		
✗		Total tax rate (% of profit)	51.6		
<b>CAMBODIA</b>					
Ease of doing business (rank)		East Asia & Pacific		GNI per capita (US\$)	
137		Low income		Population (m)	
880				14.9	
<b>Starting a business</b> (rank)	184	<b>Registering property</b> (rank)	118	<b>Trading across borders</b> (rank)	114
Procedures (number)	11	Procedures (number)	7	Documents to export (number)	8
Time (days)	104	Time (days)	56	Time to export (days)	22
Cost (% of income per capita)	150.6	Cost (% of property value)	4.4	Cost to export (US\$ per container)	795
Minimum capital (% of income per capita)	27.5			Documents to import (number)	9
		<b>Getting credit</b> (rank)	42	Time to import (days)	24
<b>Dealing with construction permits</b> (rank)	161	Strength of legal rights index (0–10)	8	Cost to import (US\$ per container)	930
Procedures (number)	21	Depth of credit information index (0–6)	4		
Time (days)	652	Public registry coverage (% of adults)	0.0	<b>Enforcing contracts</b> (rank)	162
Cost (% of income per capita)	35.7	Private bureau coverage (% of adults)	21.1	Procedures (number)	44
				Time (days)	483
<b>Getting electricity</b> (rank)	134	<b>Protecting investors</b> (rank)	80	Cost (% of claim)	103.4
Procedures (number)	4	Extent of disclosure index (0–10)	5		
Time (days)	168	Extent of director liability index (0–10)	10	<b>Resolving insolvency</b> (rank)	163
Cost (% of income per capita)	2,636.1	Ease of shareholder suits index (0–10)	1	Time (years)	6.0
		Strength of investor protection index (0–10)	5.3	Cost (% of estate)	28
				Recovery rate (cents on the dollar)	8.2
		<b>Paying taxes</b> (rank)	65		
		Payments (number per year)	40		
		Time (hours per year)	173		
		Total tax rate (% of profit)	21.4		
<b>CAMEROON</b>					
Ease of doing business (rank)		Sub-Saharan Africa		GNI per capita (US\$)	
168		Lower middle income		Population (m)	
1,170				21.7	
<b>Starting a business</b> (rank)	132	<b>Registering property</b> (rank)	159	<b>Trading across borders</b> (rank)	159
Procedures (number)	5	Procedures (number)	5	Documents to export (number)	11
✗ Time (days)	15	Time (days)	86	Time to export (days)	23
Cost (% of income per capita)	36.2	Cost (% of property value)	19.1	Cost to export (US\$ per container)	1,379
Minimum capital (% of income per capita)	171.8			Documents to import (number)	11
		<b>Getting credit</b> (rank)	109	Time to import (days)	25
<b>Dealing with construction permits</b> (rank)	127	Strength of legal rights index (0–10)	6	Cost to import (US\$ per container)	2,167
Procedures (number)	13	Depth of credit information index (0–6)	2		
Time (days)	139	Public registry coverage (% of adults)	8.9	<b>Enforcing contracts</b> (rank)	175
Cost (% of income per capita)	1,020.5	Private bureau coverage (% of adults)	0.0	Procedures (number)	42
				Time (days)	800
<b>Getting electricity</b> (rank)	62	<b>Protecting investors</b> (rank)	128	Cost (% of claim)	46.6
Procedures (number)	4	Extent of disclosure index (0–10)	6		
Time (days)	64	Extent of director liability index (0–10)	1	<b>Resolving insolvency</b> (rank)	151
Cost (% of income per capita)	1,831.8	Ease of shareholder suits index (0–10)	6	Time (years)	2.8
		Strength of investor protection index (0–10)	4.3	Cost (% of estate)	34
				Recovery rate (cents on the dollar)	15.4
		<b>Paying taxes</b> (rank)	180		

Note: Most indicator sets refer to a case scenario in an economy's largest business city. For more details, see the data notes.

✓ Reform making it easier to do business ✗ Reform making it more difficult to do business

Payments (number per year)	44
Time (hours per year)	630
Total tax rate (% of profit)	48.8

CANADA		OECD high income	GNI per capita (US\$)	50,970	
Ease of doing business (rank)	19	High income	Population (m)	34.9	
<b>Starting a business</b> (rank)	2	<b>Registering property</b> (rank)	55	<b>Trading across borders</b> (rank)	45
Procedures (number)	1	Procedures (number)	6	Documents to export (number)	3
Time (days)	5	Time (days)	16.5	Time to export (days)	8
Cost (% of income per capita)	0.4	Cost (% of property value)	3.4	Cost to export (US\$ per container)	1,680
Minimum capital (% of income per capita)	0.0			Documents to import (number)	3
		<b>Getting credit</b> (rank)	28	Time to import (days)	10
<b>Dealing with construction permits</b> (rank)	116	Strength of legal rights index (0–10)	7	Cost to import (US\$ per container)	1,680
Procedures (number)	13	Depth of credit information index (0–6)	6		
Time (days)	249	Public registry coverage (% of adults)	0.0	<b>Enforcing contracts</b> (rank)	58
Cost (% of income per capita)	61.0	Private bureau coverage (% of adults)	100.0	Procedures (number)	36
				Time (days)	570
<b>Getting electricity</b> (rank)	145	<b>Protecting investors</b> (rank)	4	Cost (% of claim)	22.3
Procedures (number)	7	Extent of disclosure index (0–10)	8		
Time (days)	142	Extent of director liability index (0–10)	9	<b>Resolving insolvency</b> (rank)	9
Cost (% of income per capita)	131.8	Ease of shareholder suits index (0–10)	9	Time (years)	0.8
		Strength of investor protection index (0–10)	8.7	Cost (% of estate)	7
				Recovery rate (cents on the dollar)	87.3
		<b>Paying taxes</b> (rank)	8		
		Payments (number per year)	8		
		Time (hours per year)	131		
		✓ Total tax rate (% of profit)	24.3		

CAPE VERDE		Sub-Saharan Africa	GNI per capita (US\$)	3,810	
Ease of doing business (rank)	121	Lower middle income	Population (m)	0.5	
<b>Starting a business</b> (rank)	66	<b>Registering property</b> (rank)	64	<b>Trading across borders</b> (rank)	95
Procedures (number)	7	Procedures (number)	6	Documents to export (number)	7
Time (days)	10	Time (days)	22	Time to export (days)	19
Cost (% of income per capita)	13.5	Cost (% of property value)	3.7	Cost to export (US\$ per container)	1,125
Minimum capital (% of income per capita)	0.0			Documents to import (number)	7
		<b>Getting credit</b> (rank)	109	Time to import (days)	18
<b>Dealing with construction permits</b> (rank)	135	Strength of legal rights index (0–10)	3	Cost to import (US\$ per container)	925
Procedures (number)	17	Depth of credit information index (0–6)	5		
Time (days)	117	Public registry coverage (% of adults)	17.3	<b>Enforcing contracts</b> (rank)	35
Cost (% of income per capita)	416.1	Private bureau coverage (% of adults)	0.0	Procedures (number)	37
				Time (days)	425
<b>Getting electricity</b> (rank)	151	<b>Protecting investors</b> (rank)	138	Cost (% of claim)	19.8
Procedures (number)	7	Extent of disclosure index (0–10)	1		
Time (days)	88	Extent of director liability index (0–10)	5	<b>Resolving insolvency</b> (rank)	189
Cost (% of income per capita)	888.0	Ease of shareholder suits index (0–10)	6	Time (years)	NO PRACTICE
		Strength of investor protection index (0–10)	4.0	Cost (% of estate)	NO PRACTICE
				Recovery rate (cents on the dollar)	0.0
		<b>Paying taxes</b> (rank)	80		
		Payments (number per year)	30		
		Time (hours per year)	186		
		Total tax rate (% of profit)	37.2		

CENTRAL AFRICAN REPUBLIC		Sub-Saharan Africa	GNI per capita (US\$)	490	
Ease of doing business (rank)	188	Low income	Population (m)	4.5	
<b>Starting a business</b> (rank)	177	<b>Registering property</b> (rank)	141	<b>Trading across borders</b> (rank)	185
Procedures (number)	8	Procedures (number)	5	Documents to export (number)	9
Time (days)	22	Time (days)	75	Time to export (days)	46
Cost (% of income per capita)	162.0	Cost (% of property value)	11.0	Cost to export (US\$ per container)	5,490
Minimum capital (% of income per capita)	411.4			Documents to import (number)	17
		<b>Getting credit</b> (rank)	109	Time to import (days)	55
<b>Dealing with construction permits</b> (rank)	156	Strength of legal rights index (0–10)	6	Cost to import (US\$ per container)	5,555
Procedures (number)	18	Depth of credit information index (0–6)	2		
Time (days)	203	Public registry coverage (% of adults)	3.1	<b>Enforcing contracts</b> (rank)	180
Cost (% of income per capita)	179.7	Private bureau coverage (% of adults)	0.0	Procedures (number)	43
				Time (days)	660
<b>Getting electricity</b> (rank)	177	<b>Protecting investors</b> (rank)	138	Cost (% of claim)	82.0
Procedures (number)	7	Extent of disclosure index (0–10)	6		
Time (days)	102	Extent of director liability index (0–10)	1	<b>Resolving insolvency</b> (rank)	189
Cost (% of income per capita)	11,674.9	Ease of shareholder suits index (0–10)	5	Time (years)	4.8
		Strength of investor protection index (0–10)	4.0	Cost (% of estate)	76
				Recovery rate (cents on the dollar)	0.0

Note: Most indicator sets refer to a case scenario in an economy's largest business city. For more details, see the data notes.

✓ Reform making it easier to do business    ✗ Reform making it more difficult to do business

<b>Paying taxes</b> (rank)	188
Payments (number per year)	56
✓ Time (hours per year)	483
Total tax rate (% of profit)	87.6

✗

<b>CHAD</b>		Sub-Saharan Africa	GNI per capita (US\$)	740	
Ease of doing business (rank)		Low income	Population (m)	12.4	
<b>Starting a business</b> (rank)	183	<b>Registering property</b> (rank)	146	<b>Trading across borders</b> (rank)	183
Procedures (number)	9	Procedures (number)	6	Documents to export (number)	8
Time (days)	62	Time (days)	44	Time to export (days)	73
Cost (% of income per capita)	186.3	Cost (% of property value)	15.4	Cost to export (US\$ per container)	6,615
Minimum capital (% of income per capita)	251.6			Documents to import (number)	11
		<b>Getting credit</b> (rank)	130	Time to import (days)	98
<b>Dealing with construction permits</b> (rank)	139	Strength of legal rights index (0–10)	6	Cost to import (US\$ per container)	9,025
Procedures (number)	13	Depth of credit information index (0–6)	1		
Time (days)	154	Public registry coverage (% of adults)	0.8	<b>Enforcing contracts</b> (rank)	171
Cost (% of income per capita)	4,438.9	Private bureau coverage (% of adults)	0.0	Procedures (number)	41
				Time (days)	743
<b>Getting electricity</b> (rank)	149	<b>Protecting investors</b> (rank)	157	Cost (% of claim)	45.7
Procedures (number)	6	Extent of disclosure index (0–10)	6		
Time (days)	67	Extent of director liability index (0–10)	1	<b>Resolving insolvency</b> (rank)	189
Cost (% of income per capita)	9,580.1	Ease of shareholder suits index (0–10)	3	Time (years)	4.0
		Strength of investor protection index (0–10)	3.3	Cost (% of estate)	60
				Recovery rate (cents on the dollar)	0.0
		<b>Paying taxes</b> (rank)	189		
		Payments (number per year)	54		
		Time (hours per year)	732		
		Total tax rate (% of profit)	73.8		

✓

<b>CHILE</b>		OECD high income	GNI per capita (US\$)	14,280	
Ease of doing business (rank)		High income	Population (m)	17.5	
<b>Starting a business</b> (rank)	22	<b>Registering property</b> (rank)	55	<b>Trading across borders</b> (rank)	40
Procedures (number)	7	Procedures (number)	6	Documents to export (number)	5
Time (days)	5.5	Time (days)	28.5	Time to export (days)	15
Cost (% of income per capita)	0.7	Cost (% of property value)	1.2	Cost to export (US\$ per container)	980
Minimum capital (% of income per capita)	0.0			Documents to import (number)	5
		<b>Getting credit</b> (rank)	55	Time to import (days)	12
<b>Dealing with construction permits</b> (rank)	101	Strength of legal rights index (0–10)	6	Cost to import (US\$ per container)	930
Procedures (number)	15	Depth of credit information index (0–6)	5		
Time (days)	155	Public registry coverage (% of adults)	40.5	<b>Enforcing contracts</b> (rank)	64
Cost (% of income per capita)	69.9	Private bureau coverage (% of adults)	5.9	Procedures (number)	36
				Time (days)	480
<b>Getting electricity</b> (rank)	43	<b>Protecting investors</b> (rank)	34	Cost (% of claim)	28.6
Procedures (number)	6	Extent of disclosure index (0–10)	8		
Time (days)	30	Extent of director liability index (0–10)	6	<b>Resolving insolvency</b> (rank)	102
Cost (% of income per capita)	63.9	Ease of shareholder suits index (0–10)	5	Time (years)	3.2
		Strength of investor protection index (0–10)	6.3	Cost (% of estate)	15
				Recovery rate (cents on the dollar)	29.1
		<b>Paying taxes</b> (rank)	38		
		Payments (number per year)	7		
		Time (hours per year)	291		
		Total tax rate (% of profit)	27.7		

<b>CHINA</b>		East Asia & Pacific	GNI per capita (US\$)	5,740	
Ease of doing business (rank)		Upper middle income	Population (m)	1,350.7	
<b>Starting a business</b> (rank)	158	✓ <b>Registering property</b> (rank)	48	<b>Trading across borders</b> (rank)	74
Procedures (number)	13	Procedures (number)	4	Documents to export (number)	8
Time (days)	33	Time (days)	29	Time to export (days)	21
Cost (% of income per capita)	2.0	Cost (% of property value)	3.6	✓ Cost to export (US\$ per container)	620
Minimum capital (% of income per capita)	78.2			Documents to import (number)	5
		<b>Getting credit</b> (rank)	73	Time to import (days)	24
<b>Dealing with construction permits</b> (rank)	185	Strength of legal rights index (0–10)	5	Cost to import (US\$ per container)	615
Procedures (number)	25	Depth of credit information index (0–6)	5		
Time (days)	270	Public registry coverage (% of adults)	30.2	<b>Enforcing contracts</b> (rank)	19
Cost (% of income per capita)	344.7	Private bureau coverage (% of adults)	0.0	Procedures (number)	37
				Time (days)	406
<b>Getting electricity</b> (rank)	119	<b>Protecting investors</b> (rank)	98	Cost (% of claim)	11.1
Procedures (number)	5	Extent of disclosure index (0–10)	10		
Time (days)	145	Extent of director liability index (0–10)	1	<b>Resolving insolvency</b> (rank)	78
Cost (% of income per capita)	499.2	Ease of shareholder suits index (0–10)	4	Time (years)	1.7
		Strength of investor protection index (0–10)	5.0	Cost (% of estate)	22
				Recovery rate (cents on the dollar)	36.0

Note: Most indicator sets refer to a case scenario in an economy's largest business city. For more details, see the data notes.

✓ Reform making it easier to do business ✗ Reform making it more difficult to do business

<b>Paying taxes</b> (rank)	120
Payments (number per year)	7
Time (hours per year)	318
Total tax rate (% of profit)	63.7

COLOMBIA		Latin America & Caribbean	GNI per capita (US\$)	6,990	
Ease of doing business (rank)	43	Upper middle income	Population (m)	47.7	
<b>Starting a business</b> (rank)	79	<b>Registering property</b> (rank)	53	<b>Trading across borders</b> (rank)	94
Procedures (number)	9	Procedures (number)	7	Documents to export (number)	4
Time (days)	15	Time (days)	13	Time to export (days)	14
Cost (% of income per capita)	7.5	Cost (% of property value)	2.0	✓ Cost to export (US\$ per container)	2,355
Minimum capital (% of income per capita)	0.0			Documents to import (number)	6
		<b>Getting credit</b> (rank)	73	Time to import (days)	13
✓ <b>Dealing with construction permits</b> (rank)	24	Strength of legal rights index (0–10)	5	Cost to import (US\$ per container)	2,470
Procedures (number)	8	Depth of credit information index (0–6)	5		
Time (days)	54	Public registry coverage (% of adults)	0.0	<b>Enforcing contracts</b> (rank)	155
Cost (% of income per capita)	295.4	Private bureau coverage (% of adults)	83.8	Procedures (number)	34
				Time (days)	1,288
<b>Getting electricity</b> (rank)	101	<b>Protecting investors</b> (rank)	6	Cost (% of claim)	47.9
Procedures (number)	5	Extent of disclosure index (0–10)	9		
Time (days)	105	Extent of director liability index (0–10)	8	<b>Resolving insolvency</b> (rank)	25
Cost (% of income per capita)	541.6	Ease of shareholder suits index (0–10)	8	Time (years)	1.7
		Strength of investor protection index (0–10)	8.3	Cost (% of estate)	6
				Recovery rate (cents on the dollar)	70.3
		<b>Paying taxes</b> (rank)	104		
		Payments (number per year)	10		
		Time (hours per year)	203		
		Total tax rate (% of profit)	76.0		

COMOROS		Sub-Saharan Africa	GNI per capita (US\$)	840	
Ease of doing business (rank)	158	Low income	Population (m)	0.7	
<b>Starting a business</b> (rank)	163	<b>Registering property</b> (rank)	79	<b>Trading across borders</b> (rank)	146
Procedures (number)	8	Procedures (number)	4	Documents to export (number)	9
Time (days)	15	Time (days)	30	Time to export (days)	31
Cost (% of income per capita)	119.2	Cost (% of property value)	10.5	Cost to export (US\$ per container)	1,295
Minimum capital (% of income per capita)	237.0			Documents to import (number)	10
		<b>Getting credit</b> (rank)	159	Time to import (days)	26
<b>Dealing with construction permits</b> (rank)	44	Strength of legal rights index (0–10)	6	Cost to import (US\$ per container)	1,295
Procedures (number)	13	Depth of credit information index (0–6)	0		
Time (days)	109	Public registry coverage (% of adults)	0.0	<b>Enforcing contracts</b> (rank)	159
Cost (% of income per capita)	67.4	Private bureau coverage (% of adults)	0.0	Procedures (number)	43
				Time (days)	506
<b>Getting electricity</b> (rank)	109	<b>Protecting investors</b> (rank)	138	Cost (% of claim)	89.4
Procedures (number)	3	Extent of disclosure index (0–10)	6		
Time (days)	120	Extent of director liability index (0–10)	1	<b>Resolving insolvency</b> (rank)	189
Cost (% of income per capita)	2,224.9	Ease of shareholder suits index (0–10)	5	Time (years)	NO PRACTICE
		Strength of investor protection index (0–10)	4.0	Cost (% of estate)	NO PRACTICE
				Recovery rate (cents on the dollar)	0.0
		<b>Paying taxes</b> (rank)	123		
		Payments (number per year)	33		
		Time (hours per year)	100		
		Total tax rate (% of profit)	217.9		

CONGO, DEM. REP.		Sub-Saharan Africa	GNI per capita (US\$)	220	
Ease of doing business (rank)	183	Low income	Population (m)	65.7	
<b>Starting a business</b> (rank)	185	✓ <b>Registering property</b> (rank)	133	<b>Trading across borders</b> (rank)	171
Procedures (number)	11	Procedures (number)	7	Documents to export (number)	8
Time (days)	31	Time (days)	49	Time to export (days)	44
Cost (% of income per capita)	200.1	Cost (% of property value)	6.6	Cost to export (US\$ per container)	3,155
Minimum capital (% of income per capita)	909.1			Documents to import (number)	9
		<b>Getting credit</b> (rank)	159	Time to import (days)	63
<b>Dealing with construction permits</b> (rank)	90	✓ Strength of legal rights index (0–10)	6	Cost to import (US\$ per container)	3,890
Procedures (number)	11	Depth of credit information index (0–6)	0		
Time (days)	117	Public registry coverage (% of adults)	0.0	✓ <b>Enforcing contracts</b> (rank)	177
Cost (% of income per capita)	1,366.9	Private bureau coverage (% of adults)	0.0	Procedures (number)	43
				Time (days)	610
<b>Getting electricity</b> (rank)	142	✗ <b>Protecting investors</b> (rank)	147	Cost (% of claim)	147.6
Procedures (number)	6	Extent of disclosure index (0–10)	6		
Time (days)	58	Extent of director liability index (0–10)	1	<b>Resolving insolvency</b> (rank)	167
Cost (% of income per capita)	23,025.1	Ease of shareholder suits index (0–10)	4	Time (years)	5.2
		Strength of investor protection index (0–10)	3.7	Cost (% of estate)	29
				Recovery rate (cents on the dollar)	4.5

Note: Most indicator sets refer to a case scenario in an economy's largest business city. For more details, see the data notes.

✓ Reform making it easier to do business    ✗ Reform making it more difficult to do business

		<b>Paying taxes</b> (rank)	176		
		Payments (number per year)	32		
		Time (hours per year)	348	✓	
		Total tax rate (% of profit)	118.1	✓	
<b>CONGO, REP.</b>					
Ease of doing business (rank)	185	Sub-Saharan Africa		GNI per capita (US\$)	2,550
		Lower middle income		Population (m)	4.3
<b>Starting a business</b> (rank)	182	<b>Registering property</b> (rank)	164	<b>Trading across borders</b> (rank)	180
Procedures (number)	11	Procedures (number)	6	Documents to export (number)	11
Time (days)	101	Time (days)	55	Time to export (days)	50
Cost (% of income per capita)	52.1	Cost (% of property value)	21.2	Cost to export (US\$ per container)	3,795
Minimum capital (% of income per capita)	78.5			Documents to import (number)	10
		<b>Getting credit</b> (rank)	109	Time to import (days)	54
<b>Dealing with construction permits</b> (rank)	142	Strength of legal rights index (0–10)	6	Cost to import (US\$ per container)	7,590
Procedures (number)	14	Depth of credit information index (0–6)	2		
Time (days)	161	Public registry coverage (% of adults)	9.0	<b>Enforcing contracts</b> (rank)	164
Cost (% of income per capita)	878.5	Private bureau coverage (% of adults)	0.0	Procedures (number)	44
				Time (days)	560
<b>Getting electricity</b> (rank)	175	<b>Protecting investors</b> (rank)	157	Cost (% of claim)	53.2
Procedures (number)	6	✓ Extent of disclosure index (0–10)	6		
Time (days)	135	Extent of director liability index (0–10)	1	<b>Resolving insolvency</b> (rank)	142
Cost (% of income per capita)	4,657.6	Ease of shareholder suits index (0–10)	3	Time (years)	3.3
		Strength of investor protection index (0–10)	3.3	Cost (% of estate)	25
				Recovery rate (cents on the dollar)	17.9
		<b>Paying taxes</b> (rank)	183		
		Payments (number per year)	49		
		Time (hours per year)	602		
		Total tax rate (% of profit)	63.8		
<b>COSTA RICA</b>					
Ease of doing business (rank)	102	Latin America & Caribbean		GNI per capita (US\$)	8,740
		Upper middle income		Population (m)	4.8
<b>Starting a business</b> (rank)	102	<b>Registering property</b> (rank)	46	<b>Trading across borders</b> (rank)	44
✓ Procedures (number)	9	Procedures (number)	5	Documents to export (number)	5
Time (days)	24	Time (days)	19	Time to export (days)	13
Cost (% of income per capita)	9.5	Cost (% of property value)	3.4	Cost to export (US\$ per container)	1,015
Minimum capital (% of income per capita)	0.0			Documents to import (number)	5
		<b>Getting credit</b> (rank)	86	Time to import (days)	14
<b>Dealing with construction permits</b> (rank)	82	Strength of legal rights index (0–10)	3	Cost to import (US\$ per container)	1,070
Procedures (number)	14	Depth of credit information index (0–6)	6		
Time (days)	123	Public registry coverage (% of adults)	25.4	<b>Enforcing contracts</b> (rank)	130
Cost (% of income per capita)	137.0	Private bureau coverage (% of adults)	100.0	Procedures (number)	40
				Time (days)	852
<b>Getting electricity</b> (rank)	47	<b>Protecting investors</b> (rank)	170	Cost (% of claim)	24.3
Procedures (number)	5	Extent of disclosure index (0–10)	2		
Time (days)	62	Extent of director liability index (0–10)	5	<b>Resolving insolvency</b> (rank)	124
Cost (% of income per capita)	226.9	Ease of shareholder suits index (0–10)	2	Time (years)	3.0
		Strength of investor protection index (0–10)	3.0	Cost (% of estate)	15
				Recovery rate (cents on the dollar)	24.5
		<b>Paying taxes</b> (rank)	136		
		Payments (number per year)	22		
		✓ Time (hours per year)	226		
		Total tax rate (% of profit)	55.3		
<b>CÔTE D'IVOIRE</b>					
Ease of doing business (rank)	167	Sub-Saharan Africa		GNI per capita (US\$)	1,220
		Lower middle income		Population (m)	19.8
<b>Starting a business</b> (rank)	115	<b>Registering property</b> (rank)	127	<b>Trading across borders</b> (rank)	165
✓ Procedures (number)	5	Procedures (number)	6	Documents to export (number)	9
Time (days)	8	Time (days)	42	Time to export (days)	25
Cost (% of income per capita)	44.4	Cost (% of property value)	10.8	✓ Cost to export (US\$ per container)	1,990
Minimum capital (% of income per capita)	164.4			Documents to import (number)	10
		<b>Getting credit</b> (rank)	130	Time to import (days)	34
<b>Dealing with construction permits</b> (rank)	162	Strength of legal rights index (0–10)	6	Cost to import (US\$ per container)	2,710
Procedures (number)	16	Depth of credit information index (0–6)	1		
Time (days)	364	Public registry coverage (% of adults)	3.2	<b>Enforcing contracts</b> (rank)	88
Cost (% of income per capita)	134.8	Private bureau coverage (% of adults)	0.0	Procedures (number)	32
				Time (days)	585
<b>Getting electricity</b> (rank)	153	<b>Protecting investors</b> (rank)	157	Cost (% of claim)	41.7
Procedures (number)	8	✗ Extent of disclosure index (0–10)	6		
Time (days)	55	Extent of director liability index (0–10)	1	<b>Resolving insolvency</b> (rank)	95
Cost (% of income per capita)	3,366.3	Ease of shareholder suits index (0–10)	3	Time (years)	2.2
		Strength of investor protection index (0–10)	3.3	Cost (% of estate)	18
				Recovery rate (cents on the dollar)	31.8

Note: Most indicator sets refer to a case scenario in an economy's largest business city. For more details, see the data notes.



✓ Reform making it easier to do business ✗ Reform making it more difficult to do business

		<b>Paying taxes</b> (rank)	173		
		Payments (number per year)	62		
		Time (hours per year)	270	✓	
		Total tax rate (% of profit)	46.4	✓	
<b>CROATIA</b>					
Ease of doing business (rank)	89	Europe & Central Asia High income		GNI per capita (US\$)	13,290
<b>Starting a business</b> (rank)	80	<b>Registering property</b> (rank)	106	<b>Trading across borders</b> (rank)	99
Procedures (number)	6	Procedures (number)	5	Documents to export (number)	7
Time (days)	8	Time (days)	102.5	Time to export (days)	18
Cost (% of income per capita)	9.3	Cost (% of property value)	5.0	✓ Cost to export (US\$ per container)	1,335
Minimum capital (% of income per capita)	0.0			Documents to import (number)	7
		<b>Getting credit</b> (rank)	42	Time to import (days)	15
<b>Dealing with construction permits</b> (rank)	152	Strength of legal rights index (0–10)	7	Cost to import (US\$ per container)	1,185
Procedures (number)	12	Depth of credit information index (0–6)	5		
Time (days)	317	Public registry coverage (% of adults)	0.0	✓ <b>Enforcing contracts</b> (rank)	49
Cost (% of income per capita)	646.5	Private bureau coverage (% of adults)	100.0	Procedures (number)	38
				Time (days)	572
<b>Getting electricity</b> (rank)	60	<b>Protecting investors</b> (rank)	157	Cost (% of claim)	13.8
Procedures (number)	5	✓ Extent of disclosure index (0–10)	1		
Time (days)	70	Extent of director liability index (0–10)	5	<b>Resolving insolvency</b> (rank)	98
Cost (% of income per capita)	319.8	Ease of shareholder suits index (0–10)	4	Time (years)	3.1
		Strength of investor protection index (0–10)	3.3	Cost (% of estate)	15
				Recovery rate (cents on the dollar)	30.3
		<b>Paying taxes</b> (rank)	34		
		Payments (number per year)	19		
		Time (hours per year)	196		
		Total tax rate (% of profit)	19.8		
<b>CYPRUS</b>					
Ease of doing business (rank)	39	Europe & Central Asia High income		GNI per capita (US\$)	26,000
<b>Starting a business</b> (rank)	44	<b>Registering property</b> (rank)	103	<b>Trading across borders</b> (rank)	27
Procedures (number)	6	Procedures (number)	6	Documents to export (number)	5
Time (days)	8	Time (days)	28	Time to export (days)	7
Cost (% of income per capita)	12.3	Cost (% of property value)	10.3	Cost to export (US\$ per container)	865
Minimum capital (% of income per capita)	0.0			Documents to import (number)	7
		<b>Getting credit</b> (rank)	55	Time to import (days)	5
<b>Dealing with construction permits</b> (rank)	86	Strength of legal rights index (0–10)	9	Cost to import (US\$ per container)	1,010
Procedures (number)	9	Depth of credit information index (0–6)	2		
Time (days)	677	Public registry coverage (% of adults)	0.0	<b>Enforcing contracts</b> (rank)	110
Cost (% of income per capita)	57.0	Private bureau coverage (% of adults)	6.7	Procedures (number)	43
				Time (days)	735
<b>Getting electricity</b> (rank)	108	<b>Protecting investors</b> (rank)	34	Cost (% of claim)	16.4
Procedures (number)	5	Extent of disclosure index (0–10)	8		
Time (days)	247	Extent of director liability index (0–10)	4	<b>Resolving insolvency</b> (rank)	24
Cost (% of income per capita)	96.6	Ease of shareholder suits index (0–10)	7	Time (years)	1.5
		Strength of investor protection index (0–10)	6.3	Cost (% of estate)	15
				Recovery rate (cents on the dollar)	70.5
		<b>Paying taxes</b> (rank)	33		
		Payments (number per year)	30		
		✗ Time (hours per year)	147		
		Total tax rate (% of profit)	22.5		
<b>CZECH REPUBLIC</b>					
Ease of doing business (rank)	75	OECD high income High income		GNI per capita (US\$)	18,130
<b>Starting a business</b> (rank)	146	<b>Registering property</b> (rank)	37	<b>Trading across borders</b> (rank)	68
Procedures (number)	9	Procedures (number)	3	Documents to export (number)	4
Time (days)	19.5	Time (days)	24	Time to export (days)	17
Cost (% of income per capita)	8.2	Cost (% of property value)	4.0	✓ Cost to export (US\$ per container)	1,215
Minimum capital (% of income per capita)	29.5			Documents to import (number)	6
		<b>Getting credit</b> (rank)	55	Time to import (days)	17
<b>Dealing with construction permits</b> (rank)	86	Strength of legal rights index (0–10)	6	Cost to import (US\$ per container)	1,190
Procedures (number)	33	Depth of credit information index (0–6)	5		
Time (days)	120	Public registry coverage (% of adults)	6.4	<b>Enforcing contracts</b> (rank)	75
Cost (% of income per capita)	10.5	Private bureau coverage (% of adults)	76.0	Procedures (number)	27
				Time (days)	611
<b>Getting electricity</b> (rank)	146	<b>Protecting investors</b> (rank)	98	Cost (% of claim)	33.0
Procedures (number)	6	Extent of disclosure index (0–10)	2		
Time (days)	279	Extent of director liability index (0–10)	5	<b>Resolving insolvency</b> (rank)	29
Cost (% of income per capita)	179.0	Ease of shareholder suits index (0–10)	8	Time (years)	2.1
		Strength of investor protection index (0–10)	5.0	Cost (% of estate)	17
				Recovery rate (cents on the dollar)	65.0

Note: Most indicator sets refer to a case scenario in an economy's largest business city. For more details, see the data notes.

✓ Reform making it easier to do business ✗ Reform making it more difficult to do business

<b>Paying taxes</b> (rank)	122
Payments (number per year)	8
Time (hours per year)	413
Total tax rate (% of profit)	48.1

<b>DENMARK</b>		OECD high income	GNI per capita (US\$)	59,770	
Ease of doing business (rank)	5	High income	Population (m)	5.6	
<b>Starting a business</b> (rank)	40	<b>Registering property</b> (rank)	7	<b>Trading across borders</b> (rank)	8
✗ Procedures (number)	4	Procedures (number)	3	Documents to export (number)	4
Time (days)	5.5	Time (days)	4	Time to export (days)	6
Cost (% of income per capita)	0.2	Cost (% of property value)	0.6	Cost to export (US\$ per container)	795
Minimum capital (% of income per capita)	23.9			Documents to import (number)	3
		<b>Getting credit</b> (rank)	28	Time to import (days)	5
<b>Dealing with construction permits</b> (rank)	8	Strength of legal rights index (0–10)	9	Cost to import (US\$ per container)	745
Procedures (number)	8	Depth of credit information index (0–6)	4		
Time (days)	67	Public registry coverage (% of adults)	0.0	<b>Enforcing contracts</b> (rank)	32
Cost (% of income per capita)	87.2	Private bureau coverage (% of adults)	7.5	Procedures (number)	35
				Time (days)	410
<b>Getting electricity</b> (rank)	18	<b>Protecting investors</b> (rank)	34	Cost (% of claim)	23.3
Procedures (number)	4	Extent of disclosure index (0–10)	7		
Time (days)	38	Extent of director liability index (0–10)	5	<b>Resolving insolvency</b> (rank)	10
Cost (% of income per capita)	118.4	Ease of shareholder suits index (0–10)	7	Time (years)	1.0
		Strength of investor protection index (0–10)	6.3	Cost (% of estate)	4
				Recovery rate (cents on the dollar)	87.0
		<b>Paying taxes</b> (rank)	12		
		Payments (number per year)	10		
		Time (hours per year)	130		
		Total tax rate (% of profit)	27.0		

<b>DJIBOUTI</b>		Middle East & North Africa	GNI per capita (US\$)	1,523	
Ease of doing business (rank)	160	Lower middle income	Population (m)	0.9	
<b>Starting a business</b> (rank)	127	✓ <b>Registering property</b> (rank)	133	<b>Trading across borders</b> (rank)	60
Procedures (number)	9	Procedures (number)	6	Documents to export (number)	5
Time (days)	17	Time (days)	39	Time to export (days)	20
Cost (% of income per capita)	184.7	Cost (% of property value)	12.8	Cost to export (US\$ per container)	885
Minimum capital (% of income per capita)	0.0			Documents to import (number)	5
		<b>Getting credit</b> (rank)	180	Time to import (days)	18
<b>Dealing with construction permits</b> (rank)	157	Strength of legal rights index (0–10)	2	Cost to import (US\$ per container)	910
Procedures (number)	15	Depth of credit information index (0–6)	1		
Time (days)	167	Public registry coverage (% of adults)	0.3	✓ <b>Enforcing contracts</b> (rank)	163
Cost (% of income per capita)	1,949.2	Private bureau coverage (% of adults)	0.0	Procedures (number)	40
				Time (days)	1,225
<b>Getting electricity</b> (rank)	144	<b>Protecting investors</b> (rank)	182	Cost (% of claim)	34.0
Procedures (number)	4	Extent of disclosure index (0–10)	5		
Time (days)	180	Extent of director liability index (0–10)	2	<b>Resolving insolvency</b> (rank)	147
Cost (% of income per capita)	7,487.0	Ease of shareholder suits index (0–10)	0	Time (years)	5.0
		Strength of investor protection index (0–10)	2.3	Cost (% of estate)	18
				Recovery rate (cents on the dollar)	16.8
		<b>Paying taxes</b> (rank)	66		
		Payments (number per year)	35		
		Time (hours per year)	82		
		Total tax rate (% of profit)	37.8		

<b>DOMINICA</b>		Latin America & Caribbean	GNI per capita (US\$)	6,460	
Ease of doing business (rank)	77	Upper middle income	Population (m)	0.1	
<b>Starting a business</b> (rank)	51	<b>Registering property</b> (rank)	119	<b>Trading across borders</b> (rank)	88
Procedures (number)	5	Procedures (number)	5	Documents to export (number)	6
Time (days)	12	Time (days)	42	Time to export (days)	13
Cost (% of income per capita)	16.6	Cost (% of property value)	13.3	Cost to export (US\$ per container)	990
Minimum capital (% of income per capita)	0.0			Documents to import (number)	8
		<b>Getting credit</b> (rank)	86	Time to import (days)	14
<b>Dealing with construction permits</b> (rank)	22	Strength of legal rights index (0–10)	9	Cost to import (US\$ per container)	1,600
Procedures (number)	9	Depth of credit information index (0–6)	0		
Time (days)	171	Public registry coverage (% of adults)	0.0	<b>Enforcing contracts</b> (rank)	172
Cost (% of income per capita)	8.3	Private bureau coverage (% of adults)	0.0	Procedures (number)	46
				Time (days)	681
<b>Getting electricity</b> (rank)	64	<b>Protecting investors</b> (rank)	34	Cost (% of claim)	36.0
Procedures (number)	5	Extent of disclosure index (0–10)	4		
Time (days)	61	Extent of director liability index (0–10)	8	<b>Resolving insolvency</b> (rank)	105
Cost (% of income per capita)	649.7	Ease of shareholder suits index (0–10)	7	Time (years)	4.0
		Strength of investor protection index (0–10)	6.3	Cost (% of estate)	10
				Recovery rate (cents on the dollar)	28.3

Note: Most indicator sets refer to a case scenario in an economy's largest business city. For more details, see the data notes.

✓ Reform making it easier to do business ✗ Reform making it more difficult to do business

<b>Paying taxes</b> (rank)	75
Payments (number per year)	37
Time (hours per year)	117
Total tax rate (% of profit)	37.1

<b>DOMINICAN REPUBLIC</b>		Latin America & Caribbean	GNI per capita (US\$)	5,470	
Ease of doing business (rank)	117	Upper middle income	Population (m)	10.3	
<b>Starting a business</b> (rank)	144	<b>Registering property</b> (rank)	115	<b>Trading across borders</b> (rank)	33
Procedures (number)	7	Procedures (number)	7	Documents to export (number)	5
Time (days)	18.5	Time (days)	60	Time to export (days)	8
Cost (% of income per capita)	17.3	Cost (% of property value)	3.7	Cost to export (US\$ per container)	1,040
Minimum capital (% of income per capita)	46.0			Documents to import (number)	6
		<b>Getting credit</b> (rank)	86	Time to import (days)	10
<b>Dealing with construction permits</b> (rank)	121	Strength of legal rights index (0–10)	3	Cost to import (US\$ per container)	1,145
Procedures (number)	14	Depth of credit information index (0–6)	6		
Time (days)	216	Public registry coverage (% of adults)	59.7	<b>Enforcing contracts</b> (rank)	81
Cost (% of income per capita)	67.9	Private bureau coverage (% of adults)	59.8	Procedures (number)	34
				Time (days)	460
<b>Getting electricity</b> (rank)	127	<b>Protecting investors</b> (rank)	98	Cost (% of claim)	40.9
Procedures (number)	7	Extent of disclosure index (0–10)	5		
Time (days)	82	Extent of director liability index (0–10)	4	<b>Resolving insolvency</b> (rank)	159
Cost (% of income per capita)	300.9	Ease of shareholder suits index (0–10)	6	Time (years)	3.5
		Strength of investor protection index (0–10)	5.0	Cost (% of estate)	38
				Recovery rate (cents on the dollar)	8.8
		<b>Paying taxes</b> (rank)	106		
		Payments (number per year)	9		
		Time (hours per year)	324		
		Total tax rate (% of profit)	43.5		

<b>ECUADOR</b>		Latin America & Caribbean	GNI per capita (US\$)	5,190	
Ease of doing business (rank)	135	Upper middle income	Population (m)	15.5	
<b>Starting a business</b> (rank)	176	<b>Registering property</b> (rank)	91	<b>Trading across borders</b> (rank)	122
Procedures (number)	13	Procedures (number)	8	Documents to export (number)	7
Time (days)	55.5	Time (days)	39	Time to export (days)	20
Cost (% of income per capita)	25.3	Cost (% of property value)	2.0	Cost to export (US\$ per container)	1,535
Minimum capital (% of income per capita)	3.7			Documents to import (number)	6
		<b>Getting credit</b> (rank)	86	Time to import (days)	25
✓ <b>Dealing with construction permits</b> (rank)	64	Strength of legal rights index (0–10)	3	Cost to import (US\$ per container)	1,520
Procedures (number)	16	Depth of credit information index (0–6)	6		
Time (days)	115	Public registry coverage (% of adults)	0.0	<b>Enforcing contracts</b> (rank)	99
Cost (% of income per capita)	55.6	Private bureau coverage (% of adults)	70.9	Procedures (number)	39
				Time (days)	588
<b>Getting electricity</b> (rank)	138	<b>Protecting investors</b> (rank)	138	Cost (% of claim)	27.2
Procedures (number)	7	Extent of disclosure index (0–10)	1		
Time (days)	74	Extent of director liability index (0–10)	5	<b>Resolving insolvency</b> (rank)	143
Cost (% of income per capita)	677.7	Ease of shareholder suits index (0–10)	6	Time (years)	5.3
		Strength of investor protection index (0–10)	4.0	Cost (% of estate)	18
				Recovery rate (cents on the dollar)	17.9
		<b>Paying taxes</b> (rank)	91		
		Payments (number per year)	8		
		Time (hours per year)	654		
		Total tax rate (% of profit)	33.9		

<b>EGYPT, ARAB REP.</b>		Middle East & North Africa	GNI per capita (US\$)	3,000	
Ease of doing business (rank)	128	Lower middle income	Population (m)	80.7	
<b>Starting a business</b> (rank)	50	<b>Registering property</b> (rank)	105	<b>Trading across borders</b> (rank)	83
Procedures (number)	7	Procedures (number)	8	Documents to export (number)	8
Time (days)	8	Time (days)	63	Time to export (days)	12
Cost (% of income per capita)	9.7	Cost (% of property value)	0.7	Cost to export (US\$ per container)	625
Minimum capital (% of income per capita)	0.0			Documents to import (number)	10
		<b>Getting credit</b> (rank)	86	Time to import (days)	15
<b>Dealing with construction permits</b> (rank)	149	Strength of legal rights index (0–10)	3	Cost to import (US\$ per container)	790
Procedures (number)	21	Depth of credit information index (0–6)	6		
Time (days)	179	Public registry coverage (% of adults)	5.3	<b>Enforcing contracts</b> (rank)	156
Cost (% of income per capita)	108.0	Private bureau coverage (% of adults)	19.6	Procedures (number)	42
				Time (days)	1,010
<b>Getting electricity</b> (rank)	105	<b>Protecting investors</b> (rank)	147	Cost (% of claim)	26.2
Procedures (number)	7	✗ Extent of disclosure index (0–10)	5		
Time (days)	54	Extent of director liability index (0–10)	3	<b>Resolving insolvency</b> (rank)	146
Cost (% of income per capita)	337.4	Ease of shareholder suits index (0–10)	3	Time (years)	4.2
		Strength of investor protection index (0–10)	3.7	Cost (% of estate)	22

Note: Most indicator sets refer to a case scenario in an economy's largest business city. For more details, see the data notes.

✓ Reform making it easier to do business ✗ Reform making it more difficult to do business

				Recovery rate (cents on the dollar)	16.9
	<b>Paying taxes</b> (rank)	148			
	Payments (number per year)	29	✓		
	Time (hours per year)	392			
	Total tax rate (% of profit)	42.6			
<b>EL SALVADOR</b>					
Ease of doing business (rank)	118	Latin America & Caribbean Lower middle income		GNI per capita (US\$)	3,580
<b>Starting a business</b> (rank)	148	<b>Registering property</b> (rank)	59	Population (m)	6.3
Procedures (number)	8	Procedures (number)	5	<b>Trading across borders</b> (rank)	64
Time (days)	16.5	Time (days)	31	Documents to export (number)	7
Cost (% of income per capita)	45.5	Cost (% of property value)	3.8	Time to export (days)	13
Minimum capital (% of income per capita)	2.8			Cost to export (US\$ per container)	980
		<b>Getting credit</b> (rank)	55	Documents to import (number)	7
<b>Dealing with construction permits</b> (rank)	144	Strength of legal rights index (0–10)	5	Time to import (days)	10
Procedures (number)	24	Depth of credit information index (0–6)	6	Cost to import (US\$ per container)	970
Time (days)	144	Public registry coverage (% of adults)	27.3	<b>Enforcing contracts</b> (rank)	68
Cost (% of income per capita)	157.0	Private bureau coverage (% of adults)	83.3	Procedures (number)	34
		<b>* Protecting investors</b> (rank)	170	Time (days)	786
<b>Getting electricity</b> (rank)	154	Extent of disclosure index (0–10)	3	Cost (% of claim)	19.2
Procedures (number)	8	Extent of director liability index (0–10)	0	<b>Resolving insolvency</b> (rank)	90
Time (days)	88	Ease of shareholder suits index (0–10)	6	Time (years)	3.5
Cost (% of income per capita)	563.1	Strength of investor protection index (0–10)	3.0	Cost (% of estate)	12
				Recovery rate (cents on the dollar)	32.8
		<b>Paying taxes</b> (rank)	165		
		Payments (number per year)	53		
		Time (hours per year)	320		
		Total tax rate (% of profit)	38.1		
<b>EQUATORIAL GUINEA</b>					
Ease of doing business (rank)	166	Sub-Saharan Africa High income		GNI per capita (US\$)	13,560
<b>Starting a business</b> (rank)	185	<b>Registering property</b> (rank)	109	Population (m)	0.7
Procedures (number)	18	Procedures (number)	6	<b>Trading across borders</b> (rank)	137
Time (days)	135	Time (days)	23	Documents to export (number)	7
Cost (% of income per capita)	98.6	Cost (% of property value)	12.5	Time to export (days)	29
Minimum capital (% of income per capita)	13.0			Cost to export (US\$ per container)	1,390
		<b>Getting credit</b> (rank)	109	Documents to import (number)	6
<b>Dealing with construction permits</b> (rank)	125	Strength of legal rights index (0–10)	6	Time to import (days)	44
Procedures (number)	15	Depth of credit information index (0–6)	2	Cost to import (US\$ per container)	1,600
Time (days)	166	Public registry coverage (% of adults)	4.7	<b>Enforcing contracts</b> (rank)	50
Cost (% of income per capita)	134.4	Private bureau coverage (% of adults)	0.0	Procedures (number)	40
		<b>Protecting investors</b> (rank)	147	Time (days)	475
<b>Getting electricity</b> (rank)	99	Extent of disclosure index (0–10)	6	Cost (% of claim)	18.5
Procedures (number)	5	Extent of director liability index (0–10)	1	<b>Resolving insolvency</b> (rank)	189
Time (days)	106	Ease of shareholder suits index (0–10)	4	Time (years)	NO PRACTICE
Cost (% of income per capita)	509.8	Strength of investor protection index (0–10)	3.7	Cost (% of estate)	NO PRACTICE
				Recovery rate (cents on the dollar)	0.0
		<b>Paying taxes</b> (rank)	177		
		Payments (number per year)	46		
		Time (hours per year)	492		
		Total tax rate (% of profit)	44.1		
<b>ERITREA</b>					
Ease of doing business (rank)	184	Sub-Saharan Africa Low income		GNI per capita (US\$)	450
<b>Starting a business</b> (rank)	188	<b>Registering property</b> (rank)	184	Population (m)	6.1
Procedures (number)	13	Procedures (number)	11	<b>Trading across borders</b> (rank)	170
Time (days)	84	Time (days)	78	Documents to export (number)	10
Cost (% of income per capita)	50.5	Cost (% of property value)	9.1	Time to export (days)	50
Minimum capital (% of income per capita)	196.1			Cost to export (US\$ per container)	1,460
		<b>Getting credit</b> (rank)	186	Documents to import (number)	12
<b>Dealing with construction permits</b> (rank)	189	Strength of legal rights index (0–10)	2	Time to import (days)	59
Procedures (number)	NO PRACTICE	Depth of credit information index (0–6)	0	Cost to import (US\$ per container)	1,600
Time (days)	NO PRACTICE	Public registry coverage (% of adults)	0.0	<b>Enforcing contracts</b> (rank)	67
Cost (% of income per capita)	NO PRACTICE	Private bureau coverage (% of adults)	0.0	Procedures (number)	39
		<b>Protecting investors</b> (rank)	115	Time (days)	490
<b>Getting electricity</b> (rank)	95	Extent of disclosure index (0–10)	4	Cost (% of claim)	22.6
Procedures (number)	5	Extent of director liability index (0–10)	5	<b>Resolving insolvency</b> (rank)	189
Time (days)	59	Ease of shareholder suits index (0–10)	5	Time (years)	NO PRACTICE
Cost (% of income per capita)	3,352.1				

Note: Most indicator sets refer to a case scenario in an economy's largest business city. For more details, see the data notes.

✓ Reform making it easier to do business ✗ Reform making it more difficult to do business

Strength of investor protection index (0–10)	4.7	Cost (% of estate)	NO PRACTICE
		Recovery rate (cents on the dollar)	0.0
<b>Paying taxes</b> (rank)	150		
Payments (number per year)	30		
Time (hours per year)	216		
Total tax rate (% of profit)	84.5		

<b>ESTONIA</b>		OECD high income	GNI per capita (US\$)	15,830	
Ease of doing business (rank)		High income	Population (m)	1.3	
<b>Starting a business</b> (rank)	61	<b>Registering property</b> (rank)	15	<b>Trading across borders</b> (rank)	7
Procedures (number)	5	Procedures (number)	3	✓ Documents to export (number)	3
Time (days)	6.5	Time (days)	17.5	Time to export (days)	6
Cost (% of income per capita)	1.5	Cost (% of property value)	0.5	Cost to export (US\$ per container)	765
Minimum capital (% of income per capita)	20.6			Documents to import (number)	4
		<b>Getting credit</b> (rank)	42	Time to import (days)	5
<b>Dealing with construction permits</b> (rank)	38	Strength of legal rights index (0–10)	7	Cost to import (US\$ per container)	795
Procedures (number)	13	Depth of credit information index (0–6)	5		
Time (days)	148	Public registry coverage (% of adults)	0.0	<b>Enforcing contracts</b> (rank)	26
Cost (% of income per capita)	15.0	Private bureau coverage (% of adults)	33.7	Procedures (number)	35
				Time (days)	425
<b>Getting electricity</b> (rank)	56	<b>Protecting investors</b> (rank)	68	Cost (% of claim)	21.9
Procedures (number)	4	Extent of disclosure index (0–10)	8		
Time (days)	111	Extent of director liability index (0–10)	3	<b>Resolving insolvency</b> (rank)	66
Cost (% of income per capita)	188.0	Ease of shareholder suits index (0–10)	6	Time (years)	3.0
		Strength of investor protection index (0–10)	5.7	Cost (% of estate)	9
				Recovery rate (cents on the dollar)	38.9
		<b>Paying taxes</b> (rank)	32		
		Payments (number per year)	7		
		Time (hours per year)	81		
		Total tax rate (% of profit)	49.4		

<b>ETHIOPIA</b>		Sub-Saharan Africa	GNI per capita (US\$)	410	
Ease of doing business (rank)		Low income	Population (m)	91.7	
<b>Starting a business</b> (rank)	166	<b>Registering property</b> (rank)	113	<b>Trading across borders</b> (rank)	166
Procedures (number)	9	Procedures (number)	10	Documents to export (number)	7
Time (days)	15	Time (days)	41	Time to export (days)	44
Cost (% of income per capita)	100.1	Cost (% of property value)	2.1	Cost to export (US\$ per container)	2,180
Minimum capital (% of income per capita)	184.2			Documents to import (number)	10
		<b>Getting credit</b> (rank)	109	Time to import (days)	44
<b>Dealing with construction permits</b> (rank)	55	Strength of legal rights index (0–10)	4	Cost to import (US\$ per container)	2,760
Procedures (number)	9	Depth of credit information index (0–6)	4		
Time (days)	128	Public registry coverage (% of adults)	0.1	<b>Enforcing contracts</b> (rank)	44
Cost (% of income per capita)	203.9	Private bureau coverage (% of adults)	0.0	Procedures (number)	38
				Time (days)	530
<b>Getting electricity</b> (rank)	91	<b>Protecting investors</b> (rank)	157	Cost (% of claim)	15.2
Procedures (number)	4	Extent of disclosure index (0–10)	3		
Time (days)	95	Extent of director liability index (0–10)	4	<b>Resolving insolvency</b> (rank)	75
Cost (% of income per capita)	1,879.5	Ease of shareholder suits index (0–10)	3	Time (years)	1.8
		Strength of investor protection index (0–10)	3.3	Cost (% of estate)	15
				Recovery rate (cents on the dollar)	36.9
		<b>Paying taxes</b> (rank)	109		
		Payments (number per year)	30		
		Time (hours per year)	306		
		Total tax rate (% of profit)	33.4		

<b>FIJI</b>		East Asia & Pacific	GNI per capita (US\$)	4,200	
Ease of doing business (rank)		Upper middle income	Population (m)	0.9	
<b>Starting a business</b> (rank)	141	<b>Registering property</b> (rank)	63	<b>Trading across borders</b> (rank)	111
Procedures (number)	11	Procedures (number)	4	Documents to export (number)	9
Time (days)	59	Time (days)	69	Time to export (days)	18
Cost (% of income per capita)	23.1	Cost (% of property value)	2.0	Cost to export (US\$ per container)	790
Minimum capital (% of income per capita)	0.0			Documents to import (number)	10
		<b>Getting credit</b> (rank)	55	Time to import (days)	22
<b>Dealing with construction permits</b> (rank)	74	Strength of legal rights index (0–10)	7	Cost to import (US\$ per container)	760
Procedures (number)	16	Depth of credit information index (0–6)	4		
Time (days)	142	Public registry coverage (% of adults)	0.0	<b>Enforcing contracts</b> (rank)	63
Cost (% of income per capita)	44.8	✗ Private bureau coverage (% of adults)	72.9	Procedures (number)	34
				Time (days)	397
<b>Getting electricity</b> (rank)	81	<b>Protecting investors</b> (rank)	52	Cost (% of claim)	38.9
Procedures (number)	4	Extent of disclosure index (0–10)	3		
Time (days)	81	Extent of director liability index (0–10)	8	<b>Resolving insolvency</b> (rank)	50

Note: Most indicator sets refer to a case scenario in an economy's largest business city. For more details, see the data notes.

		✓ Reform making it easier to do business		✗ Reform making it more difficult to do business	
Cost (% of income per capita)	1,835.3	Ease of shareholder suits index (0–10)	7	Time (years)	1.8
		Strength of investor protection index (0–10)	6.0	Cost (% of estate)	10
				Recovery rate (cents on the dollar)	45.6
		<b>Paying taxes</b> (rank)	88		
		Payments (number per year)	38		
		Time (hours per year)	185		
		Total tax rate (% of profit)	31.2		
<b>FINLAND</b>					
Ease of doing business (rank)	12	OECD high income		GNI per capita (US\$)	46,940
		High income		Population (m)	5.4
<b>Starting a business</b> (rank)	55	<b>Registering property</b> (rank)	26	<b>Trading across borders</b> (rank)	9
Procedures (number)	3	Procedures (number)	3	Documents to export (number)	4
Time (days)	14	Time (days)	14	Time to export (days)	9
Cost (% of income per capita)	1.1	Cost (% of property value)	4.0	Cost to export (US\$ per container)	615
Minimum capital (% of income per capita)	7.0			Documents to import (number)	5
		<b>Getting credit</b> (rank)	42	Time to import (days)	7
<b>Dealing with construction permits</b> (rank)	36	Strength of legal rights index (0–10)	8	Cost to import (US\$ per container)	625
Procedures (number)	16	Depth of credit information index (0–6)	4		
Time (days)	66	Public registry coverage (% of adults)	0.0	<b>Enforcing contracts</b> (rank)	8
Cost (% of income per capita)	43.3	Private bureau coverage (% of adults)	19.5	Procedures (number)	33
				Time (days)	375
<b>Getting electricity</b> (rank)	22	<b>Protecting investors</b> (rank)	68	Cost (% of claim)	13.3
Procedures (number)	5	Extent of disclosure index (0–10)	6		
Time (days)	42	Extent of director liability index (0–10)	4	<b>Resolving insolvency</b> (rank)	3
Cost (% of income per capita)	29.6	Ease of shareholder suits index (0–10)	7	Time (years)	0.9
		Strength of investor protection index (0–10)	5.7	Cost (% of estate)	4
		✓ <b>Paying taxes</b> (rank)	21	Recovery rate (cents on the dollar)	90.2
		Payments (number per year)	8		
		Time (hours per year)	93		
		Total tax rate (% of profit)	39.8		
<b>FRANCE</b>					
Ease of doing business (rank)	38	OECD high income		GNI per capita (US\$)	41,750
		High income		Population (m)	65.7
<b>Starting a business</b> (rank)	41	<b>Registering property</b> (rank)	149	<b>Trading across borders</b> (rank)	36
Procedures (number)	5	Procedures (number)	8	Documents to export (number)	2
Time (days)	6.5	Time (days)	49	Time to export (days)	10
Cost (% of income per capita)	0.9	Cost (% of property value)	6.1	Cost to export (US\$ per container)	1,335
Minimum capital (% of income per capita)	0.0			Documents to import (number)	2
		<b>Getting credit</b> (rank)	55	Time to import (days)	11
<b>Dealing with construction permits</b> (rank)	92	Strength of legal rights index (0–10)	7	Cost to import (US\$ per container)	1,445
Procedures (number)	9	Depth of credit information index (0–6)	4		
Time (days)	184	Public registry coverage (% of adults)	43.6	<b>Enforcing contracts</b> (rank)	7
Cost (% of income per capita)	244.4	Private bureau coverage (% of adults)	0.0	Procedures (number)	29
				Time (days)	395
<b>Getting electricity</b> (rank)	42	<b>Protecting investors</b> (rank)	80	Cost (% of claim)	17.4
Procedures (number)	5	Extent of disclosure index (0–10)	10		
Time (days)	79	Extent of director liability index (0–10)	1	<b>Resolving insolvency</b> (rank)	46
Cost (% of income per capita)	43.3	Ease of shareholder suits index (0–10)	5	Time (years)	1.9
		Strength of investor protection index (0–10)	5.3	Cost (% of estate)	9
				Recovery rate (cents on the dollar)	48.3
		<b>Paying taxes</b> (rank)	52		
		Payments (number per year)	7		
		Time (hours per year)	132		
		Total tax rate (% of profit)	64.7		
<b>GABON</b>					
Ease of doing business (rank)	163	Sub-Saharan Africa		GNI per capita (US\$)	10,070
		Upper middle income		Population (m)	1.6
<b>Starting a business</b> (rank)	153	<b>Registering property</b> (rank)	166	<b>Trading across borders</b> (rank)	135
Procedures (number)	7	Procedures (number)	6	Documents to export (number)	6
Time (days)	50	Time (days)	103	Time to export (days)	20
Cost (% of income per capita)	12.5	Cost (% of property value)	10.5	Cost to export (US\$ per container)	2,045
Minimum capital (% of income per capita)	19.3			Documents to import (number)	8
		<b>Getting credit</b> (rank)	109	Time to import (days)	22
<b>Dealing with construction permits</b> (rank)	71	Strength of legal rights index (0–10)	6	Cost to import (US\$ per container)	2,175
Procedures (number)	12	Depth of credit information index (0–6)	2		
Time (days)	178	Public registry coverage (% of adults)	51.1	<b>Enforcing contracts</b> (rank)	157
Cost (% of income per capita)	68.4	✓ Private bureau coverage (% of adults)	0.0	Procedures (number)	38
				Time (days)	1,070
<b>Getting electricity</b> (rank)	138	<b>Protecting investors</b> (rank)	157	Cost (% of claim)	34.3
Procedures (number)	6	Extent of disclosure index (0–10)	6		
Time (days)	141	Extent of director liability index (0–10)	1	<b>Resolving insolvency</b> (rank)	153

Note: Most indicator sets refer to a case scenario in an economy's largest business city. For more details, see the data notes.



		✓ Reform making it easier to do business		✗ Reform making it more difficult to do business	
Cost (% of income per capita)	306.7	Ease of shareholder suits index (0–10)	3	Time (years)	5.0
		Strength of investor protection index (0–10)	3.3	Cost (% of estate)	15
				Recovery rate (cents on the dollar)	15.2
		<b>Paying taxes</b> (rank)	152		
		Payments (number per year)	26		
		Time (hours per year)	488		
		Total tax rate (% of profit)	43.5		
<b>GAMBIA, THE</b>					
Ease of doing business (rank)	150	Sub-Saharan Africa		GNI per capita (US\$)	510
<b>Starting a business</b> (rank)	130	Low income		Population (m)	1.8
Procedures (number)	8	<b>Registering property</b> (rank)	117	<b>Trading across borders</b> (rank)	99
Time (days)	27	Procedures (number)	5	Documents to export (number)	6
Cost (% of income per capita)	174.3	Time (days)	66	Time to export (days)	23
Minimum capital (% of income per capita)	0.0	Cost (% of property value)	7.7	Cost to export (US\$ per container)	1,190
				Documents to import (number)	7
		<b>Getting credit</b> (rank)	165	Time to import (days)	21
<b>Dealing with construction permits</b> (rank)	104	Strength of legal rights index (0–10)	5	Cost to import (US\$ per container)	895
Procedures (number)	14	Depth of credit information index (0–6)	0		
Time (days)	143	Public registry coverage (% of adults)	0.0	<b>Enforcing contracts</b> (rank)	60
Cost (% of income per capita)	142.0	✓ Private bureau coverage (% of adults)	0.0	Procedures (number)	33
				Time (days)	407
<b>Getting electricity</b> (rank)	120	<b>Protecting investors</b> (rank)	178	Cost (% of claim)	37.9
Procedures (number)	5	Extent of disclosure index (0–10)	2		
Time (days)	78	Extent of director liability index (0–10)	1	<b>Resolving insolvency</b> (rank)	108
Cost (% of income per capita)	4,526.3	Ease of shareholder suits index (0–10)	5	Time (years)	2.0
		Strength of investor protection index (0–10)	2.7	Cost (% of estate)	15
				Recovery rate (cents on the dollar)	27.8
		<b>Paying taxes</b> (rank)	184		
		Payments (number per year)	50		
		Time (hours per year)	376		
		Total tax rate (% of profit)	283.2		
<b>GEORGIA</b>					
Ease of doing business (rank)	8	Europe & Central Asia		GNI per capita (US\$)	3,280
<b>Starting a business</b> (rank)	8	Lower middle income		Population (m)	4.5
Procedures (number)	2	<b>Registering property</b> (rank)	1	<b>Trading across borders</b> (rank)	43
Time (days)	2	Procedures (number)	1	Documents to export (number)	4
Cost (% of income per capita)	3.5	Time (days)	2	Time to export (days)	9
Minimum capital (% of income per capita)	0.0	Cost (% of property value)	0.0	Cost to export (US\$ per container)	1,355
				Documents to import (number)	4
		<b>Getting credit</b> (rank)	3	Time to import (days)	10
<b>Dealing with construction permits</b> (rank)	2	Strength of legal rights index (0–10)	9	Cost to import (US\$ per container)	1,595
Procedures (number)	9	Depth of credit information index (0–6)	6		
Time (days)	73.5	Public registry coverage (% of adults)	0.0	<b>Enforcing contracts</b> (rank)	33
Cost (% of income per capita)	14.9	Private bureau coverage (% of adults)	46.1	Procedures (number)	33
				Time (days)	285
<b>Getting electricity</b> (rank)	54	<b>Protecting investors</b> (rank)	16	Cost (% of claim)	29.9
Procedures (number)	4	Extent of disclosure index (0–10)	9		
Time (days)	71	Extent of director liability index (0–10)	6	<b>Resolving insolvency</b> (rank)	88
Cost (% of income per capita)	515.0	Ease of shareholder suits index (0–10)	6	Time (years)	2.0
		Strength of investor protection index (0–10)	7.0	Cost (% of estate)	10
				Recovery rate (cents on the dollar)	33.6
		<b>Paying taxes</b> (rank)	29		
		Payments (number per year)	5		
		Time (hours per year)	280		
		Total tax rate (% of profit)	16.4		
<b>GERMANY</b>					
Ease of doing business (rank)	21	OECD high income		GNI per capita (US\$)	44,010
<b>Starting a business</b> (rank)	111	High income		Population (m)	81.9
Procedures (number)	9	<b>Registering property</b> (rank)	81	<b>Trading across borders</b> (rank)	14
Time (days)	14.5	Procedures (number)	5	Documents to export (number)	4
Cost (% of income per capita)	4.7	Time (days)	40	Time to export (days)	9
Minimum capital (% of income per capita)	0.0	Cost (% of property value)	5.7	Cost to export (US\$ per container)	905
				Documents to import (number)	4
		<b>Getting credit</b> (rank)	28	Time to import (days)	7
<b>Dealing with construction permits</b> (rank)	12	Strength of legal rights index (0–10)	7	Cost to import (US\$ per container)	940
Procedures (number)	9	Depth of credit information index (0–6)	6		
Time (days)	97	Public registry coverage (% of adults)	0.0	<b>Enforcing contracts</b> (rank)	5
Cost (% of income per capita)	46.7	Private bureau coverage (% of adults)	100.0	Procedures (number)	30
				Time (days)	394
<b>Getting electricity</b> (rank)	3	<b>Protecting investors</b> (rank)	98	Cost (% of claim)	14.4
Procedures (number)	3	Extent of disclosure index (0–10)	5		
Time (days)	17	Extent of director liability index (0–10)	5	<b>Resolving insolvency</b> (rank)	13

Note: Most indicator sets refer to a case scenario in an economy's largest business city. For more details, see the data notes.

		✓ Reform making it easier to do business		✗ Reform making it more difficult to do business	
Cost (% of income per capita)	46.9	Ease of shareholder suits index (0–10)	5	Time (years)	1.2
		Strength of investor protection index (0–10)	5.0	Cost (% of estate)	8
✗				Recovery rate (cents on the dollar)	82.9
		<b>Paying taxes</b> (rank)	89		
		Payments (number per year)	9		
		Time (hours per year)	218		
		Total tax rate (% of profit)	49.4		
<b>GHANA</b>					
Ease of doing business (rank)		67	Sub-Saharan Africa	GNI per capita (US\$)	1,550
Starting a business (rank)		128	Lower middle income	Population (m)	25.4
Procedures (number)	8	<b>Registering property</b> (rank)	49	<b>Trading across borders</b> (rank)	109
Time (days)	14	Procedures (number)	5	Documents to export (number)	6
Cost (% of income per capita)	15.7	Time (days)	34	Time to export (days)	19
Minimum capital (% of income per capita)	3.7	Cost (% of property value)	1.2	Cost to export (US\$ per container)	875
				Documents to import (number)	7
		<b>Getting credit</b> (rank)	28	Time to import (days)	42
<b>Dealing with construction permits</b> (rank)	159	Strength of legal rights index (0–10)	8	Cost to import (US\$ per container)	1,360
Procedures (number)	15	Depth of credit information index (0–6)	5		
Time (days)	246.5	Public registry coverage (% of adults)	0.0	<b>Enforcing contracts</b> (rank)	43
Cost (% of income per capita)	259.6	Private bureau coverage (% of adults)	10.4	Procedures (number)	36
				Time (days)	495
		<b>Protecting investors</b> (rank)	34	Cost (% of claim)	23.0
<b>Getting electricity</b> (rank)	85	Extent of disclosure index (0–10)	7		
Procedures (number)	4	Extent of director liability index (0–10)	5	<b>Resolving insolvency</b> (rank)	116
Time (days)	79	Ease of shareholder suits index (0–10)	7	Time (years)	1.9
Cost (% of income per capita)	2,295.3	Strength of investor protection index (0–10)	6.3	Cost (% of estate)	22
				Recovery rate (cents on the dollar)	26.2
✓		<b>Paying taxes</b> (rank)	68		
		Payments (number per year)	32		
		Time (hours per year)	224		
		Total tax rate (% of profit)	22.9		
<b>GREECE</b>					
Ease of doing business (rank)		72	OECD high income	GNI per capita (US\$)	23,260
Starting a business (rank)		36	High income	Population (m)	11.3
Procedures (number)	5	<b>Registering property</b> (rank)	161	<b>Trading across borders</b> (rank)	52
Time (days)	14	Procedures (number)	11	Documents to export (number)	4
Cost (% of income per capita)	4.6	Time (days)	20	Time to export (days)	16
Minimum capital (% of income per capita)	0.0	✓ Cost (% of property value)	11.7	Cost to export (US\$ per container)	1,040
				Documents to import (number)	6
		<b>Getting credit</b> (rank)	86	Time to import (days)	15
<b>Dealing with construction permits</b> (rank)	66	Strength of legal rights index (0–10)	4	Cost to import (US\$ per container)	1,135
Procedures (number)	19	Depth of credit information index (0–6)	5		
Time (days)	105	Public registry coverage (% of adults)	0.0	<b>Enforcing contracts</b> (rank)	98
Cost (% of income per capita)	27.1	✗ Private bureau coverage (% of adults)	84.4	Procedures (number)	39
				Time (days)	1,300
		<b>Protecting investors</b> (rank)	80	Cost (% of claim)	14.4
<b>Getting electricity</b> (rank)	61	Extent of disclosure index (0–10)	7		
Procedures (number)	6	Extent of director liability index (0–10)	4	<b>Resolving insolvency</b> (rank)	87
Time (days)	62	Ease of shareholder suits index (0–10)	5	Time (years)	3.5
Cost (% of income per capita)	66.7	Strength of investor protection index (0–10)	5.3	Cost (% of estate)	9
				Recovery rate (cents on the dollar)	34.0
		<b>Paying taxes</b> (rank)	53		
		Payments (number per year)	8		
		Time (hours per year)	193		
		Total tax rate (% of profit)	44.0		
<b>GRENADA</b>					
Ease of doing business (rank)		107	Latin America & Caribbean	GNI per capita (US\$)	7,110
Starting a business (rank)		72	Upper middle income	Population (m)	0.1
Procedures (number)	6	<b>Registering property</b> (rank)	157	<b>Trading across borders</b> (rank)	61
Time (days)	15	Procedures (number)	8	Documents to export (number)	4
Cost (% of income per capita)	19.7	Time (days)	47	Time to export (days)	9
Minimum capital (% of income per capita)	0.0	Cost (% of property value)	7.4	Cost to export (US\$ per container)	1,300
				Documents to import (number)	6
		<b>Getting credit</b> (rank)	130	Time to import (days)	9
<b>Dealing with construction permits</b> (rank)	9	Strength of legal rights index (0–10)	7	Cost to import (US\$ per container)	2,235
Procedures (number)	8	Depth of credit information index (0–6)	0		
Time (days)	123	Public registry coverage (% of adults)	0.0	<b>Enforcing contracts</b> (rank)	166
Cost (% of income per capita)	18.4	Private bureau coverage (% of adults)	0.0	Procedures (number)	46
				Time (days)	688
		<b>Protecting investors</b> (rank)	34	Cost (% of claim)	32.6
<b>Getting electricity</b> (rank)	71	Extent of disclosure index (0–10)	4		
Procedures (number)	6	Extent of director liability index (0–10)	8	<b>Resolving insolvency</b> (rank)	189
Time (days)	49				

Note: Most indicator sets refer to a case scenario in an economy's largest business city. For more details, see the data notes.

			✓ Reform making it easier to do business	✗ Reform making it more difficult to do business
Cost (% of income per capita)	280.9	Ease of shareholder suits index (0–10)	7	Time (years)
		Strength of investor protection index (0–10)	6.3	Cost (% of estate)
				NO PRACTICE
				NO PRACTICE
				Recovery rate (cents on the dollar)
				0.0
		<b>Paying taxes</b> (rank)	90	
		Payments (number per year)	30	
		Time (hours per year)	140	
		Total tax rate (% of profit)	45.3	
<b>✓ GUATEMALA</b>				
Ease of doing business (rank)	79	Latin America & Caribbean		GNI per capita (US\$)
		Lower middle income		Population (m)
				3,120
<b>Starting a business</b> (rank)	145	<b>Registering property</b> (rank)	23	<b>Trading across borders</b> (rank)
Procedures (number)	6	Procedures (number)	4	Documents to export (number)
Time (days)	19.5	Time (days)	23	Time to export (days)
Cost (% of income per capita)	46.4	Cost (% of property value)	0.8	Cost to export (US\$ per container)
Minimum capital (% of income per capita)	19.6			1,435
				Documents to import (number)
				7
				Time to import (days)
				17
<b>Dealing with construction permits</b> (rank)	61	<b>Getting credit</b> (rank)	13	Cost to import (US\$ per container)
Procedures (number)	11	Strength of legal rights index (0–10)	8	1,500
Time (days)	107	Depth of credit information index (0–6)	6	
Cost (% of income per capita)	414.9	Public registry coverage (% of adults)	19.1	<b>Enforcing contracts</b> (rank)
		✓ Private bureau coverage (% of adults)	8.6	Procedures (number)
				31
				Time (days)
				1,402
<b>Getting electricity</b> (rank)	34	<b>Protecting investors</b> (rank)	157	Cost (% of claim)
Procedures (number)	4	Extent of disclosure index (0–10)	3	26.5
Time (days)	39	Extent of director liability index (0–10)	2	
Cost (% of income per capita)	548.8	Ease of shareholder suits index (0–10)	5	<b>Resolving insolvency</b> (rank)
		Strength of investor protection index (0–10)	3.3	109
				Time (years)
				3.0
				Cost (% of estate)
				15
				✓ Recovery rate (cents on the dollar)
				27.7
		<b>Paying taxes</b> (rank)	85	
		Payments (number per year)	7	
		Time (hours per year)	326	
		Total tax rate (% of profit)	40.9	
<b>GUINEA</b>				
Ease of doing business (rank)	175	Sub-Saharan Africa		GNI per capita (US\$)
		Low income		Population (m)
				460
<b>Starting a business</b> (rank)	146	<b>Registering property</b> (rank)	140	<b>Trading across borders</b> (rank)
Procedures (number)	5	Procedures (number)	6	Documents to export (number)
Time (days)	16	Time (days)	59	Time to export (days)
Cost (% of income per capita)	81.0	Cost (% of property value)	9.1	Cost to export (US\$ per container)
Minimum capital (% of income per capita)	313.8			915
				Documents to import (number)
				9
				Time to import (days)
				31
<b>Dealing with construction permits</b> (rank)	155	<b>Getting credit</b> (rank)	159	Cost to import (US\$ per container)
Procedures (number)	29	Strength of legal rights index (0–10)	6	1,390
Time (days)	170	Depth of credit information index (0–6)	0	
Cost (% of income per capita)	91.6	Public registry coverage (% of adults)	0.0	<b>Enforcing contracts</b> (rank)
		Private bureau coverage (% of adults)	0.0	134
				Procedures (number)
				49
				Time (days)
				276
<b>Getting electricity</b> (rank)	91	<b>Protecting investors</b> (rank)	178	Cost (% of claim)
Procedures (number)	4	Extent of disclosure index (0–10)	6	45.0
Time (days)	69	Extent of director liability index (0–10)	1	
Cost (% of income per capita)	8,082.0	Ease of shareholder suits index (0–10)	1	<b>Resolving insolvency</b> (rank)
		Strength of investor protection index (0–10)	2.7	145
				Time (years)
				3.8
				Cost (% of estate)
				8
				✓ Recovery rate (cents on the dollar)
				17.6
		<b>Paying taxes</b> (rank)	186	
		Payments (number per year)	57	
		Time (hours per year)	440	
		Total tax rate (% of profit)	91.2	
<b>GUINEA-BISSAU</b>				
Ease of doing business (rank)	180	Sub-Saharan Africa		GNI per capita (US\$)
		Low income		Population (m)
				550
<b>Starting a business</b> (rank)	159	<b>Registering property</b> (rank)	170	<b>Trading across borders</b> (rank)
Procedures (number)	9	Procedures (number)	8	Documents to export (number)
Time (days)	9	Time (days)	51	Time to export (days)
Cost (% of income per capita)	45.5	Cost (% of property value)	10.6	Cost to export (US\$ per container)
Minimum capital (% of income per capita)	364.1			1,448
				Documents to import (number)
				6
				Time to import (days)
				22
<b>Dealing with construction permits</b> (rank)	119	<b>Getting credit</b> (rank)	130	Cost to import (US\$ per container)
Procedures (number)	12	Strength of legal rights index (0–10)	6	2,006
Time (days)	152	Depth of credit information index (0–6)	1	
Cost (% of income per capita)	845.8	Public registry coverage (% of adults)	1.1	<b>Enforcing contracts</b> (rank)
		Private bureau coverage (% of adults)	0.0	148
				Procedures (number)
				40
				Time (days)
				1,715
<b>Getting electricity</b> (rank)	188	<b>Protecting investors</b> (rank)	138	Cost (% of claim)
Procedures (number)	7	Extent of disclosure index (0–10)	6	25.0
Time (days)	455	Extent of director liability index (0–10)	1	
				<b>Resolving insolvency</b> (rank)
				189

Note: Most indicator sets refer to a case scenario in an economy's largest business city. For more details, see the data notes.

✓ Reform making it easier to do business    ✗ Reform making it more difficult to do business

Cost (% of income per capita)	1,871.3	Ease of shareholder suits index (0–10)	5	Time (years)	NO PRACTICE
		Strength of investor protection index (0–10)	4.0	Cost (% of estate)	NO PRACTICE
				Recovery rate (cents on the dollar)	0.0
		<b>Paying taxes</b> (rank)	153		
		Payments (number per year)	46		
		Time (hours per year)	208		
		Total tax rate (% of profit)	45.9		

<b>GUYANA</b>		Latin America & Caribbean		GNI per capita (US\$)	3,410
Ease of doing business (rank)	115	Lower middle income		Population (m)	0.8
<b>Starting a business</b> (rank)	94	<b>Registering property</b> (rank)	111	<b>Trading across borders</b> (rank)	71
Procedures (number)	8	Procedures (number)	6	Documents to export (number)	6
Time (days)	20	Time (days)	75	Time to export (days)	19
Cost (% of income per capita)	12.4	Cost (% of property value)	4.6	Cost to export (US\$ per container)	730
Minimum capital (% of income per capita)	0.0			Documents to import (number)	7
		<b>Getting credit</b> (rank)	170	Time to import (days)	22
<b>Dealing with construction permits</b> (rank)	33	Strength of legal rights index (0–10)	4	Cost to import (US\$ per container)	720
Procedures (number)	8	Depth of credit information index (0–6)	0		
Time (days)	195	Public registry coverage (% of adults)	0.0	<b>Enforcing contracts</b> (rank)	73
Cost (% of income per capita)	16.4	✓ Private bureau coverage (% of adults)	0.0	Procedures (number)	36
				Time (days)	581
<b>Getting electricity</b> (rank)	155	<b>Protecting investors</b> (rank)	80	Cost (% of claim)	25.2
Procedures (number)	8	Extent of disclosure index (0–10)	5		
Time (days)	109	Extent of director liability index (0–10)	5	<b>Resolving insolvency</b> (rank)	141
Cost (% of income per capita)	479.5	Ease of shareholder suits index (0–10)	6	Time (years)	3.0
		Strength of investor protection index (0–10)	5.3	Cost (% of estate)	29
				Recovery rate (cents on the dollar)	18.0
		<b>Paying taxes</b> (rank)	110		
		Payments (number per year)	35		
		Time (hours per year)	256		
		Total tax rate (% of profit)	32.5		

<b>HAITI</b>		Latin America & Caribbean		GNI per capita (US\$)	760
Ease of doing business (rank)	177	Low income		Population (m)	10.2
<b>Starting a business</b> (rank)	187	<b>Registering property</b> (rank)	138	<b>Trading across borders</b> (rank)	151
Procedures (number)	12	Procedures (number)	5	Documents to export (number)	8
Time (days)	97	Time (days)	312	Time to export (days)	33
Cost (% of income per capita)	264.8	Cost (% of property value)	7.2	Cost to export (US\$ per container)	1,200
Minimum capital (% of income per capita)	19.1			Documents to import (number)	10
		<b>Getting credit</b> (rank)	165	Time to import (days)	31
<b>Dealing with construction permits</b> (rank)	141	Strength of legal rights index (0–10)	3	Cost to import (US\$ per container)	1,555
Procedures (number)	9	Depth of credit information index (0–6)	2		
Time (days)	1,129	Public registry coverage (% of adults)	1.1	<b>Enforcing contracts</b> (rank)	96
Cost (% of income per capita)	627.1	Private bureau coverage (% of adults)	0.0	Procedures (number)	35
				Time (days)	530
<b>Getting electricity</b> (rank)	67	<b>Protecting investors</b> (rank)	170	Cost (% of claim)	42.6
Procedures (number)	4	Extent of disclosure index (0–10)	2		
Time (days)	60	Extent of director liability index (0–10)	3	<b>Resolving insolvency</b> (rank)	189
Cost (% of income per capita)	3,800.1	Ease of shareholder suits index (0–10)	4	Time (years)	NO PRACTICE
		Strength of investor protection index (0–10)	3.0	Cost (% of estate)	NO PRACTICE
				Recovery rate (cents on the dollar)	0.0
		<b>Paying taxes</b> (rank)	132		
		Payments (number per year)	47		
		Time (hours per year)	184		
		Total tax rate (% of profit)	40.4		

<b>HONDURAS</b>		Latin America & Caribbean		GNI per capita (US\$)	2,070
Ease of doing business (rank)	127	Lower middle income		Population (m)	7.9
<b>Starting a business</b> (rank)	162	<b>Registering property</b> (rank)	94	<b>Trading across borders</b> (rank)	84
Procedures (number)	13	Procedures (number)	7	Documents to export (number)	5
Time (days)	14	Time (days)	23	Time to export (days)	12
Cost (% of income per capita)	45.3	Cost (% of property value)	5.7	Cost to export (US\$ per container)	1,345
Minimum capital (% of income per capita)	15.2			Documents to import (number)	7
		<b>Getting credit</b> (rank)	13	Time to import (days)	16
<b>Dealing with construction permits</b> (rank)	83	Strength of legal rights index (0–10)	8	Cost to import (US\$ per container)	1,500
Procedures (number)	13	Depth of credit information index (0–6)	6		
Time (days)	109	Public registry coverage (% of adults)	21.1	<b>Enforcing contracts</b> (rank)	182
Cost (% of income per capita)	350.9	Private bureau coverage (% of adults)	31.9	Procedures (number)	47
				Time (days)	920
<b>Getting electricity</b> (rank)	125	<b>Protecting investors</b> (rank)	170	Cost (% of claim)	35.2
Procedures (number)	8	Extent of disclosure index (0–10)	0		
Time (days)	33	Extent of director liability index (0–10)	5	<b>Resolving insolvency</b> (rank)	136

Note: Most indicator sets refer to a case scenario in an economy's largest business city. For more details, see the data notes.

			✓ Reform making it easier to do business	✗ Reform making it more difficult to do business	
Cost (% of income per capita)	368.5	Ease of shareholder suits index (0–10)	4	Time (years)	3.8
		Strength of investor protection index (0–10)	3.0	Cost (% of estate)	15
✓		✗ <b>Paying taxes</b> (rank)	144	Recovery rate (cents on the dollar)	19.5
		Payments (number per year)	47		
		Time (hours per year)	224		
		Total tax rate (% of profit)	39.2		
<b>HONG KONG SAR, CHINA</b>		East Asia & Pacific		GNI per capita (US\$)	36,560
Ease of doing business (rank)	2	High income		Population (m)	7.2
<b>Starting a business</b> (rank)	5	<b>Registering property</b> (rank)	89	<b>Trading across borders</b> (rank)	2
Procedures (number)	3	Procedures (number)	5	Documents to export (number)	3
Time (days)	2.5	Time (days)	35.5	Time to export (days)	6
Cost (% of income per capita)	0.8	Cost (% of property value)	7.7	Cost to export (US\$ per container)	590
Minimum capital (% of income per capita)	0.0			Documents to import (number)	3
		<b>Getting credit</b> (rank)	3	Time to import (days)	5
<b>Dealing with construction permits</b> (rank)	1	Strength of legal rights index (0–10)	10	Cost to import (US\$ per container)	565
Procedures (number)	6	Depth of credit information index (0–6)	5		
Time (days)	71	Public registry coverage (% of adults)	0.0	<b>Enforcing contracts</b> (rank)	9
Cost (% of income per capita)	15.4	Private bureau coverage (% of adults)	93.6	Procedures (number)	27
				Time (days)	360
<b>Getting electricity</b> (rank)	5	<b>Protecting investors</b> (rank)	3	Cost (% of claim)	21.2
Procedures (number)	4	Extent of disclosure index (0–10)	9		
Time (days)	38	Extent of director liability index (0–10)	8	<b>Resolving insolvency</b> (rank)	19
Cost (% of income per capita)	1.5	Ease of shareholder suits index (0–10)	10	Time (years)	1.1
		Strength of investor protection index (0–10)	9.0	Cost (% of estate)	9
				Recovery rate (cents on the dollar)	81.2
		<b>Paying taxes</b> (rank)	4		
		Payments (number per year)	3		
		Time (hours per year)	78		
		Total tax rate (% of profit)	22.9		
<b>HUNGARY</b>		Europe & Central Asia		GNI per capita (US\$)	12,390
Ease of doing business (rank)	54	Upper middle income		Population (m)	9.9
<b>Starting a business</b> (rank)	59	<b>Registering property</b> (rank)	45	<b>Trading across borders</b> (rank)	70
Procedures (number)	4	Procedures (number)	4	Documents to export (number)	6
Time (days)	5	Time (days)	16.5	Time to export (days)	17
Cost (% of income per capita)	8.6	Cost (% of property value)	5.0	Cost to export (US\$ per container)	885
Minimum capital (% of income per capita)	9.4			Documents to import (number)	6
		<b>Getting credit</b> (rank)	55	Time to import (days)	19
<b>Dealing with construction permits</b> (rank)	47	Strength of legal rights index (0–10)	7	Cost to import (US\$ per container)	845
Procedures (number)	24	Depth of credit information index (0–6)	4		
Time (days)	79	Public registry coverage (% of adults)	0.0	<b>Enforcing contracts</b> (rank)	15
Cost (% of income per capita)	9.2	Private bureau coverage (% of adults)	73.2	Procedures (number)	35
				Time (days)	395
<b>Getting electricity</b> (rank)	112	<b>Protecting investors</b> (rank)	128	Cost (% of claim)	15.0
Procedures (number)	5	Extent of disclosure index (0–10)	2		
Time (days)	252	Extent of director liability index (0–10)	4	<b>Resolving insolvency</b> (rank)	70
Cost (% of income per capita)	116.4	Ease of shareholder suits index (0–10)	7	Time (years)	2.0
		Strength of investor protection index (0–10)	4.3	Cost (% of estate)	15
				Recovery rate (cents on the dollar)	38.3
		<b>Paying taxes</b> (rank)	124		
		Payments (number per year)	12		
		Time (hours per year)	277		
		Total tax rate (% of profit)	49.7		
<b>ICELAND</b>		OECD high income		GNI per capita (US\$)	38,710
Ease of doing business (rank)	13	High income		Population (m)	0.3
<b>Starting a business</b> (rank)	52	<b>Registering property</b> (rank)	12	<b>Trading across borders</b> (rank)	50
Procedures (number)	5	Procedures (number)	3	Documents to export (number)	4
Time (days)	4.5	Time (days)	3.5	Time to export (days)	10
Cost (% of income per capita)	2.7	Cost (% of property value)	2.4	Cost to export (US\$ per container)	1,530
Minimum capital (% of income per capita)	10.5			Documents to import (number)	4
		<b>Getting credit</b> (rank)	42	Time to import (days)	9
<b>Dealing with construction permits</b> (rank)	41	Strength of legal rights index (0–10)	7	Cost to import (US\$ per container)	1,620
Procedures (number)	18	Depth of credit information index (0–6)	5		
Time (days)	77	Public registry coverage (% of adults)	0.0	<b>Enforcing contracts</b> (rank)	3
Cost (% of income per capita)	25.1	✓ Private bureau coverage (% of adults)	100.0	Procedures (number)	27
				Time (days)	417
<b>Getting electricity</b> (rank)	1	<b>Protecting investors</b> (rank)	52	Cost (% of claim)	9.0
Procedures (number)	4	Extent of disclosure index (0–10)	7		

Note: Most indicator sets refer to a case scenario in an economy's largest business city. For more details, see the data notes.

✓ Reform making it easier to do business    ✗ Reform making it more difficult to do business

Time (days)	22	Extent of director liability index (0–10)	5	<b>Resolving insolvency</b> (rank)	11
Cost (% of income per capita)	14.3	Ease of shareholder suits index (0–10)	6	Time (years)	1.0
		Strength of investor protection index (0–10)	6.0	Cost (% of estate)	4
				Recovery rate (cents on the dollar)	84.5
		<b>Paying taxes</b> (rank)	37		
		Payments (number per year)	26		
		Time (hours per year)	140		
		Total tax rate (% of profit)	29.9		

INDIA		South Asia	GNI per capita (US\$)	1,530	
Ease of doing business (rank)	134	Lower middle income	Population (m)	1,236.7	
<b>Starting a business</b> (rank)	179	<b>Registering property</b> (rank)	92	<b>Trading across borders</b> (rank)	132
Procedures (number)	12	Procedures (number)	5	Documents to export (number)	9
Time (days)	27	Time (days)	44	Time to export (days)	16
Cost (% of income per capita)	47.3	Cost (% of property value)	7.0	Cost to export (US\$ per container)	1,170
Minimum capital (% of income per capita)	124.4			Documents to import (number)	11
		<b>Getting credit</b> (rank)	28	Time to import (days)	20
<b>Dealing with construction permits</b> (rank)	182	Strength of legal rights index (0–10)	8	Cost to import (US\$ per container)	1,250
Procedures (number)	35	Depth of credit information index (0–6)	5		
Time (days)	168	Public registry coverage (% of adults)	0.0	<b>Enforcing contracts</b> (rank)	186
Cost (% of income per capita)	2,640.4	Private bureau coverage (% of adults)	19.8	Procedures (number)	46
				Time (days)	1,420
<b>Getting electricity</b> (rank)	111	<b>Protecting investors</b> (rank)	34	Cost (% of claim)	39.6
Procedures (number)	7	Extent of disclosure index (0–10)	7		
Time (days)	67	Extent of director liability index (0–10)	4	<b>Resolving insolvency</b> (rank)	121
Cost (% of income per capita)	230.7	Ease of shareholder suits index (0–10)	8	Time (years)	4.3
		Strength of investor protection index (0–10)	6.3	Cost (% of estate)	9
				Recovery rate (cents on the dollar)	25.6
		<b>Paying taxes</b> (rank)	158		
		Payments (number per year)	33		
		Time (hours per year)	243		
		✓ Total tax rate (% of profit)	62.8		

INDONESIA		East Asia & Pacific	GNI per capita (US\$)	3,420	
Ease of doing business (rank)	120	Lower middle income	Population (m)	246.9	
<b>Starting a business</b> (rank)	175	<b>Registering property</b> (rank)	101	<b>Trading across borders</b> (rank)	54
Procedures (number)	10	Procedures (number)	6	Documents to export (number)	4
Time (days)	48	Time (days)	22	Time to export (days)	17
Cost (% of income per capita)	20.5	Cost (% of property value)	10.9	Cost to export (US\$ per container)	615
Minimum capital (% of income per capita)	38.5			Documents to import (number)	8
		<b>Getting credit</b> (rank)	86	Time to import (days)	23
<b>Dealing with construction permits</b> (rank)	88	Strength of legal rights index (0–10)	5	Cost to import (US\$ per container)	660
Procedures (number)	13	Depth of credit information index (0–6)	4		
Time (days)	158	Public registry coverage (% of adults)	41.2	<b>Enforcing contracts</b> (rank)	147
Cost (% of income per capita)	87.2	Private bureau coverage (% of adults)	0.0	Procedures (number)	40
				Time (days)	498
<b>Getting electricity</b> (rank)	121	<b>Protecting investors</b> (rank)	52	Cost (% of claim)	139.4
Procedures (number)	6	Extent of disclosure index (0–10)	10		
Time (days)	101	Extent of director liability index (0–10)	5	<b>Resolving insolvency</b> (rank)	144
Cost (% of income per capita)	370.6	Ease of shareholder suits index (0–10)	3	Time (years)	4.5
		Strength of investor protection index (0–10)	6.0	Cost (% of estate)	18
				Recovery rate (cents on the dollar)	17.9
		<b>Paying taxes</b> (rank)	137		
		Payments (number per year)	52		
		Time (hours per year)	259		
		Total tax rate (% of profit)	32.2		

IRAN, ISLAMIC REP.		Middle East & North Africa	GNI per capita (US\$)	7,211	
Ease of doing business (rank)	152	Upper middle income	Population (m)	76.4	
<b>Starting a business</b> (rank)	107	<b>Registering property</b> (rank)	168	<b>Trading across borders</b> (rank)	153
Procedures (number)	8	Procedures (number)	9	Documents to export (number)	7
Time (days)	16	Time (days)	36	Time to export (days)	25
Cost (% of income per capita)	3.1	Cost (% of property value)	10.6	Cost to export (US\$ per container)	1,470
Minimum capital (% of income per capita)	0.4			Documents to import (number)	10
		<b>Getting credit</b> (rank)	86	Time to import (days)	37
<b>Dealing with construction permits</b> (rank)	169	Strength of legal rights index (0–10)	4	Cost to import (US\$ per container)	2,100
Procedures (number)	16	Depth of credit information index (0–6)	5		
Time (days)	319.5	Public registry coverage (% of adults)	41.6	<b>Enforcing contracts</b> (rank)	51
Cost (% of income per capita)	224.7	Private bureau coverage (% of adults)	33.3	Procedures (number)	40
				Time (days)	505
<b>Getting electricity</b> (rank)	169	<b>Protecting investors</b> (rank)	147	Cost (% of claim)	17.0
Procedures (number)	7	Extent of disclosure index (0–10)	7		

Note: Most indicator sets refer to a case scenario in an economy's largest business city. For more details, see the data notes.



✓ Reform making it easier to do business    ✗ Reform making it more difficult to do business

Time (days)	140	Extent of director liability index (0–10)	4	<b>Resolving insolvency</b> (rank)	129
Cost (% of income per capita)	694.9	Ease of shareholder suits index (0–10)	0	Time (years)	4.5
		Strength of investor protection index (0–10)	3.7	Cost (% of estate)	9
				Recovery rate (cents on the dollar)	22.4
		<b>Paying taxes</b> (rank)	139		
		Payments (number per year)	20		
		Time (hours per year)	344		
		Total tax rate (% of profit)	44.1		

<b>IRAQ</b>		Middle East & North Africa	GNI per capita (US\$)	5,870	
Ease of doing business (rank)	151	Upper middle income	Population (m)	32.6	
<b>Starting a business</b> (rank)	169	<b>Registering property</b> (rank)	108	<b>Trading across borders</b> (rank)	179
Procedures (number)	10	Procedures (number)	5	Documents to export (number)	10
Time (days)	29	Time (days)	51	Time to export (days)	80
Cost (% of income per capita)	39.3	Cost (% of property value)	8.2	Cost to export (US\$ per container)	3,550
Minimum capital (% of income per capita)	13.1			Documents to import (number)	10
		<b>Getting credit</b> (rank)	180	Time to import (days)	82
<b>Dealing with construction permits</b> (rank)	20	Strength of legal rights index (0–10)	3	Cost to import (US\$ per container)	3,650
Procedures (number)	10	Depth of credit information index (0–6)	0		
Time (days)	139	Public registry coverage (% of adults)	0.0	<b>Enforcing contracts</b> (rank)	142
Cost (% of income per capita)	17.2	Private bureau coverage (% of adults)	0.0	Procedures (number)	51
				Time (days)	520
<b>Getting electricity</b> (rank)	39	<b>Protecting investors</b> (rank)	128	Cost (% of claim)	28.1
Procedures (number)	5	Extent of disclosure index (0–10)	4		
Time (days)	47	Extent of director liability index (0–10)	5	<b>Resolving insolvency</b> (rank)	189
Cost (% of income per capita)	238.1	Ease of shareholder suits index (0–10)	4	Time (years)	NO PRACTICE
		Strength of investor protection index (0–10)	4.3	Cost (% of estate)	NO PRACTICE
				Recovery rate (cents on the dollar)	0.0
		<b>Paying taxes</b> (rank)	63		
		Payments (number per year)	13		
		Time (hours per year)	312		
		Total tax rate (% of profit)	27.8		

<b>IRELAND</b>		OECD high income	GNI per capita (US\$)	38,970	
Ease of doing business (rank)	15	High income	Population (m)	4.6	
<b>Starting a business</b> (rank)	12	<b>Registering property</b> (rank)	57	<b>Trading across borders</b> (rank)	20
Procedures (number)	4	Procedures (number)	5	Documents to export (number)	2
Time (days)	10	Time (days)	37	Time to export (days)	8
Cost (% of income per capita)	0.3	Cost (% of property value)	2.6	Cost to export (US\$ per container)	1,160
Minimum capital (% of income per capita)	0.0			Documents to import (number)	2
		<b>Getting credit</b> (rank)	13	Time to import (days)	10
<b>Dealing with construction permits</b> (rank)	115	Strength of legal rights index (0–10)	9	Cost to import (US\$ per container)	1,121
Procedures (number)	12	Depth of credit information index (0–6)	5		
Time (days)	156	Public registry coverage (% of adults)	0.0	<b>Enforcing contracts</b> (rank)	62
Cost (% of income per capita)	446.3	Private bureau coverage (% of adults)	100.0	Procedures (number)	21
				Time (days)	650
<b>Getting electricity</b> (rank)	100	<b>Protecting investors</b> (rank)	6	Cost (% of claim)	26.9
Procedures (number)	5	Extent of disclosure index (0–10)	10		
Time (days)	205	Extent of director liability index (0–10)	6	<b>Resolving insolvency</b> (rank)	8
Cost (% of income per capita)	89.4	Ease of shareholder suits index (0–10)	9	Time (years)	0.4
		Strength of investor protection index (0–10)	8.3	Cost (% of estate)	9
				Recovery rate (cents on the dollar)	87.6
		<b>Paying taxes</b> (rank)	6		
		Payments (number per year)	9		
		Time (hours per year)	80		
		Total tax rate (% of profit)	25.7		

<b>ISRAEL</b>		OECD high income	GNI per capita (US\$)	28,930	
Ease of doing business (rank)	35	High income	Population (m)	7.9	
<b>Starting a business</b> (rank)	35	<b>Registering property</b> (rank)	151	<b>Trading across borders</b> (rank)	10
Procedures (number)	5	Procedures (number)	6	Documents to export (number)	4
Time (days)	14	Time (days)	81	Time to export (days)	10
Cost (% of income per capita)	4.1	Cost (% of property value)	7.3	Cost to export (US\$ per container)	620
Minimum capital (% of income per capita)	0.0			✓ Documents to import (number)	4
		<b>Getting credit</b> (rank)	13	Time to import (days)	10
<b>Dealing with construction permits</b> (rank)	140	Strength of legal rights index (0–10)	9	Cost to import (US\$ per container)	565
Procedures (number)	17	Depth of credit information index (0–6)	5		
Time (days)	210	Public registry coverage (% of adults)	0.0	<b>Enforcing contracts</b> (rank)	93
Cost (% of income per capita)	86.3	Private bureau coverage (% of adults)	100.0	Procedures (number)	35
				Time (days)	890
<b>Getting electricity</b> (rank)	103	<b>Protecting investors</b> (rank)	6	Cost (% of claim)	25.3
Procedures (number)	6	Extent of disclosure index (0–10)	7		

Note: Most indicator sets refer to a case scenario in an economy's largest business city. For more details, see the data notes.

✓ Reform making it easier to do business    ✗ Reform making it more difficult to do business

Time (days)	132	Extent of director liability index (0–10)	9	<b>Resolving insolvency</b> (rank)	35
Cost (% of income per capita)	13.8	Ease of shareholder suits index (0–10)	9	Time (years)	2.0
		✓ Strength of investor protection index (0–10)	8.3	Cost (% of estate)	23
				Recovery rate (cents on the dollar)	60.6
		<b>Paying taxes</b> (rank)	93		
		Payments (number per year)	33		
		Time (hours per year)	235		
		Total tax rate (% of profit)	29.9		

ITALY		OECD high income	GNI per capita (US\$)	33,840	
Ease of doing business (rank)	65	High income	✓ Population (m)	60.9	
<b>Starting a business</b> (rank)	90	<b>Registering property</b> (rank)	34	<b>Trading across borders</b> (rank)	56
Procedures (number)	6	Procedures (number)	4	Documents to export (number)	3
Time (days)	6	Time (days)	16	Time to export (days)	19
Cost (% of income per capita)	14.2	Cost (% of property value)	4.4	Cost to export (US\$ per container)	1,195
Minimum capital (% of income per capita)	9.8			✓ Documents to import (number)	3
		<b>Getting credit</b> (rank)	109	Time to import (days)	18
<b>Dealing with construction permits</b> (rank)	112	Strength of legal rights index (0–10)	3	Cost to import (US\$ per container)	1,145
Procedures (number)	11	Depth of credit information index (0–6)	5		
Time (days)	233.5	Public registry coverage (% of adults)	25.6	<b>Enforcing contracts</b> (rank)	103
Cost (% of income per capita)	186.4	Private bureau coverage (% of adults)	100.0	Procedures (number)	37
				Time (days)	1,185
<b>Getting electricity</b> (rank)	89	<b>Protecting investors</b> (rank)	52	Cost (% of claim)	23.1
Procedures (number)	5	Extent of disclosure index (0–10)	7		
Time (days)	124	Extent of director liability index (0–10)	4	<b>Resolving insolvency</b> (rank)	33
Cost (% of income per capita)	215.9	Ease of shareholder suits index (0–10)	7	Time (years)	1.8
✓		✗ Strength of investor protection index (0–10)	6.0	Cost (% of estate)	22
				Recovery rate (cents on the dollar)	62.7
		<b>Paying taxes</b> (rank)	138		
		Payments (number per year)	15		
		Time (hours per year)	269		
		✓ Total tax rate (% of profit)	65.8		

JAMAICA		Latin America & Caribbean	GNI per capita (US\$)	5,140	
Ease of doing business (rank)	94	Upper middle income	Population (m)	2.7	
<b>Starting a business</b> (rank)	23	<b>Registering property</b> (rank)	114	<b>Trading across borders</b> (rank)	118
Procedures (number)	5	Procedures (number)	6	Documents to export (number)	6
Time (days)	6	Time (days)	36	Time to export (days)	20
Cost (% of income per capita)	6.4	Cost (% of property value)	9.5	Cost to export (US\$ per container)	1,530
Minimum capital (% of income per capita)	0.0			Documents to import (number)	7
		<b>Getting credit</b> (rank)	109	Time to import (days)	17
<b>Dealing with construction permits</b> (rank)	52	Strength of legal rights index (0–10)	8	Cost to import (US\$ per container)	2,130
Procedures (number)	8	Depth of credit information index (0–6)	0		
Time (days)	135	✓ Public registry coverage (% of adults)	0.0	<b>Enforcing contracts</b> (rank)	131
Cost (% of income per capita)	207.1	Private bureau coverage (% of adults)	0.0	Procedures (number)	35
				Time (days)	655
<b>Getting electricity</b> (rank)	132	<b>Protecting investors</b> (rank)	80	Cost (% of claim)	45.6
Procedures (number)	6	Extent of disclosure index (0–10)	4		
Time (days)	96	Extent of director liability index (0–10)	8	<b>Resolving insolvency</b> (rank)	31
Cost (% of income per capita)	540.6	Ease of shareholder suits index (0–10)	4	Time (years)	1.1
		Strength of investor protection index (0–10)	5.3	Cost (% of estate)	18
				Recovery rate (cents on the dollar)	64.2
		<b>Paying taxes</b> (rank)	168		
		Payments (number per year)	36		
		Time (hours per year)	368		
		Total tax rate (% of profit)	44.3		

JAPAN		OECD high income	GNI per capita (US\$)	47,870	
Ease of doing business (rank)	27	High income	Population (m)	127.6	
<b>Starting a business</b> (rank)	120	<b>Registering property</b> (rank)	66	<b>Trading across borders</b> (rank)	23
Procedures (number)	8	Procedures (number)	6	Documents to export (number)	3
Time (days)	22	Time (days)	13	Time to export (days)	11
Cost (% of income per capita)	7.5	Cost (% of property value)	5.8	Cost to export (US\$ per container)	890
Minimum capital (% of income per capita)	0.0			Documents to import (number)	5
		<b>Getting credit</b> (rank)	28	Time to import (days)	11
<b>Dealing with construction permits</b> (rank)	91	Strength of legal rights index (0–10)	7	Cost to import (US\$ per container)	970
Procedures (number)	14	Depth of credit information index (0–6)	6		
Time (days)	193	Public registry coverage (% of adults)	0.0	<b>Enforcing contracts</b> (rank)	36
Cost (% of income per capita)	28.1	Private bureau coverage (% of adults)	100.0	Procedures (number)	31
				Time (days)	360
<b>Getting electricity</b> (rank)	26	<b>Protecting investors</b> (rank)	16	Cost (% of claim)	32.2

Note: Most indicator sets refer to a case scenario in an economy's largest business city. For more details, see the data notes.

✓ Reform making it easier to do business    ✗ Reform making it more difficult to do business

Procedures (number)	3	Extent of disclosure index (0–10)	7		
Time (days)	105	Extent of director liability index (0–10)	6	<b>Resolving insolvency</b> (rank)	1
Cost (% of income per capita)	0.0	Ease of shareholder suits index (0–10)	8	Time (years)	0.6
		Strength of investor protection index (0–10)	7.0	Cost (% of estate)	4
				Recovery rate (cents on the dollar)	92.8
		<b>Paying taxes</b> (rank)	140		
		Payments (number per year)	14		
		Time (hours per year)	330		
		Total tax rate (% of profit)	49.7		
<b>JORDAN</b>					
Ease of doing business (rank)	119	Middle East & North Africa		GNI per capita (US\$)	4,720
<b>Starting a business</b> (rank)	117	Upper middle income		Population (m)	6.3
Procedures (number)	7	<b>Registering property</b> (rank)	104	<b>Trading across borders</b> (rank)	57
Time (days)	12	Procedures (number)	7	Documents to export (number)	5
Cost (% of income per capita)	22.3	Time (days)	21	Time to export (days)	13
Minimum capital (% of income per capita)	0.0	Cost (% of property value)	7.5	Cost to export (US\$ per container)	825
				Documents to import (number)	7
<b>Dealing with construction permits</b> (rank)	111	<b>Getting credit</b> (rank)	170	Time to import (days)	15
Procedures (number)	17	Strength of legal rights index (0–10)	2	Cost to import (US\$ per container)	1,235
Time (days)	70	Depth of credit information index (0–6)	2		
Cost (% of income per capita)	499.5	Public registry coverage (% of adults)	2.0	<b>Enforcing contracts</b> (rank)	133
		Private bureau coverage (% of adults)	0.0	Procedures (number)	38
<b>Getting electricity</b> (rank)	41	<b>Protecting investors</b> (rank)	170	Time (days)	689
Procedures (number)	5	Extent of disclosure index (0–10)	4	Cost (% of claim)	31.2
Time (days)	47	Extent of director liability index (0–10)	4		
✓ Cost (% of income per capita)	276.3	✓ Ease of shareholder suits index (0–10)	1	<b>Resolving insolvency</b> (rank)	113
		Strength of investor protection index (0–10)	3.0	Time (years)	3.0
				Cost (% of estate)	20
		<b>Paying taxes</b> (rank)	35	Recovery rate (cents on the dollar)	27.2
		Payments (number per year)	25		
		Time (hours per year)	151		
		Total tax rate (% of profit)	28.9		
<b>KAZAKHSTAN</b>					
Ease of doing business (rank)	50	Europe & Central Asia		GNI per capita (US\$)	9,730
<b>Starting a business</b> (rank)	30	Upper middle income		Population (m)	16.8
Procedures (number)	6	<b>Registering property</b> (rank)	18	<b>Trading across borders</b> (rank)	186
Time (days)	12	Procedures (number)	4	Documents to export (number)	10
Cost (% of income per capita)	0.6	Time (days)	23	Time to export (days)	81
Minimum capital (% of income per capita)	0.0	Cost (% of property value)	0.1	Cost to export (US\$ per container)	4,885
				Documents to import (number)	12
<b>Dealing with construction permits</b> (rank)	145	<b>Getting credit</b> (rank)	86	Time to import (days)	69
Procedures (number)	29	Strength of legal rights index (0–10)	4	Cost to import (US\$ per container)	4,865
Time (days)	157	Depth of credit information index (0–6)	5		
Cost (% of income per capita)	87.3	Public registry coverage (% of adults)	0.0	<b>Enforcing contracts</b> (rank)	27
		Private bureau coverage (% of adults)	45.6	Procedures (number)	37
<b>Getting electricity</b> (rank)	87	<b>Protecting investors</b> (rank)	22	Time (days)	370
Procedures (number)	6	Extent of disclosure index (0–10)	7	Cost (% of claim)	22.0
Time (days)	88	Extent of director liability index (0–10)	6		
Cost (% of income per capita)	65.3	Ease of shareholder suits index (0–10)	7	<b>Resolving insolvency</b> (rank)	54
		Strength of investor protection index (0–10)	6.7	Time (years)	1.5
				Cost (% of estate)	15
		<b>Paying taxes</b> (rank)	18	Recovery rate (cents on the dollar)	43.2
		Payments (number per year)	7		
		Time (hours per year)	188		
		Total tax rate (% of profit)	28.6		
<b>KENYA</b>					
Ease of doing business (rank)	129	Sub-Saharan Africa		GNI per capita (US\$)	840
<b>Starting a business</b> (rank)	134	Low income		Population (m)	43.2
Procedures (number)	10	<b>Registering property</b> (rank)	163	<b>Trading across borders</b> (rank)	156
Time (days)	32	Procedures (number)	9	Documents to export (number)	8
Cost (% of income per capita)	38.2	Time (days)	73	Time to export (days)	26
Minimum capital (% of income per capita)	0.0	Cost (% of property value)	4.3	Cost to export (US\$ per container)	2,255
				Documents to import (number)	9
<b>Dealing with construction permits</b> (rank)	47	<b>Getting credit</b> (rank)	13	Time to import (days)	26
Procedures (number)	9	Strength of legal rights index (0–10)	10	Cost to import (US\$ per container)	2,350
Time (days)	125	Depth of credit information index (0–6)	4		
Cost (% of income per capita)	191.3	Public registry coverage (% of adults)	0.0	<b>Enforcing contracts</b> (rank)	151
		Private bureau coverage (% of adults)	4.7	Procedures (number)	44
				Time (days)	465

Note: Most indicator sets refer to a case scenario in an economy's largest business city. For more details, see the data notes.

✓ Reform making it easier to do business ✗ Reform making it more difficult to do business

<b>Getting electricity</b> (rank)	166	<b>Protecting investors</b> (rank)	98	Cost (% of claim)	47.2
Procedures (number)	6	Extent of disclosure index (0–10)	3	<b>Resolving insolvency</b> (rank)	123
Time (days)	158	Extent of director liability index (0–10)	2	Time (years)	4.5
Cost (% of income per capita)	1,090.7	Ease of shareholder suits index (0–10)	10	Cost (% of estate)	22
		Strength of investor protection index (0–10)	5.0	Recovery rate (cents on the dollar)	24.7
		<b>Paying taxes</b> (rank)	166		
		Payments (number per year)	41		
		Time (hours per year)	308		
		Total tax rate (% of profit)	44.2		

<b>KIRIBATI</b>		East Asia & Pacific		GNI per capita (US\$)	
Ease of doing business (rank)	122	Lower middle income		Population (m)	0.1
<b>Starting a business</b> (rank)	156	<b>Registering property</b> (rank)	73	<b>Trading across borders</b> (rank)	77
Procedures (number)	7	Procedures (number)	5	Documents to export (number)	6
Time (days)	31	Time (days)	513	Time to export (days)	20
Cost (% of income per capita)	22.7	Cost (% of property value)	0.0	Cost to export (US\$ per container)	870
Minimum capital (% of income per capita)	21.7			Documents to import (number)	6
		<b>Getting credit</b> (rank)	165	Time to import (days)	21
<b>Dealing with construction permits</b> (rank)	133	Strength of legal rights index (0–10)	5	Cost to import (US\$ per container)	870
Procedures (number)	16	Depth of credit information index (0–6)	0		
Time (days)	170	Public registry coverage (% of adults)	0.0	<b>Enforcing contracts</b> (rank)	74
Cost (% of income per capita)	167.9	Private bureau coverage (% of adults)	0.0	Procedures (number)	32
				Time (days)	660
<b>Getting electricity</b> (rank)	159	<b>Protecting investors</b> (rank)	52	Cost (% of claim)	25.8
Procedures (number)	6	Extent of disclosure index (0–10)	6		
Time (days)	97	Extent of director liability index (0–10)	5	<b>Resolving insolvency</b> (rank)	189
Cost (% of income per capita)	5,296.4	Ease of shareholder suits index (0–10)	7	Time (years)	NO PRACTICE
		Strength of investor protection index (0–10)	6.0	Cost (% of estate)	NO PRACTICE
				Recovery rate (cents on the dollar)	0.0
		<b>Paying taxes</b> (rank)	10		
		✓ Payments (number per year)	7		
		Time (hours per year)	120		
		Total tax rate (% of profit)	31.8		

<b>KOREA, REP.</b>		OECD high income		GNI per capita (US\$)	
Ease of doing business (rank)	7	High income		Population (m)	50.0
<b>Starting a business</b> (rank)	34	<b>Registering property</b> (rank)	75	<b>Trading across borders</b> (rank)	3
Procedures (number)	5	Procedures (number)	7	Documents to export (number)	3
Time (days)	5.5	Time (days)	9	Time to export (days)	8
Cost (% of income per capita)	14.6	Cost (% of property value)	5.1	Cost to export (US\$ per container)	670
Minimum capital (% of income per capita)	0.0			Documents to import (number)	3
		<b>Getting credit</b> (rank)	13	Time to import (days)	7
<b>Dealing with construction permits</b> (rank)	18	Strength of legal rights index (0–10)	8	Cost to import (US\$ per container)	695
Procedures (number)	11	Depth of credit information index (0–6)	6		
Time (days)	29	Public registry coverage (% of adults)	100.0	<b>Enforcing contracts</b> (rank)	2
Cost (% of income per capita)	123.9	Private bureau coverage (% of adults)	100.0	Procedures (number)	33
				Time (days)	230
<b>Getting electricity</b> (rank)	2	<b>Protecting investors</b> (rank)	52	Cost (% of claim)	10.3
Procedures (number)	4	Extent of disclosure index (0–10)	7		
✓ Time (days)	18	✓ Extent of director liability index (0–10)	4	<b>Resolving insolvency</b> (rank)	15
Cost (% of income per capita)	17.7	Ease of shareholder suits index (0–10)	7	Time (years)	1.5
		Strength of investor protection index (0–10)	6.0	Cost (% of estate)	4
				Recovery rate (cents on the dollar)	82.3
		<b>Paying taxes</b> (rank)	25		
		Payments (number per year)	10		
		Time (hours per year)	187		
		Total tax rate (% of profit)	27.9		

<b>KOSOVO</b>		Europe & Central Asia		GNI per capita (US\$)	
Ease of doing business (rank)	86	Lower middle income		Population (m)	1.8
<b>Starting a business</b> (rank)	100	<b>Registering property</b> (rank)	58	<b>Trading across borders</b> (rank)	121
Procedures (number)	6	Procedures (number)	7	Documents to export (number)	8
Time (days)	30	Time (days)	28	Time to export (days)	15
Cost (% of income per capita)	22.1	Cost (% of property value)	0.3	Cost to export (US\$ per container)	1,775
Minimum capital (% of income per capita)	0.0			Documents to import (number)	7
		<b>Getting credit</b> (rank)	28	Time to import (days)	15
<b>Dealing with construction permits</b> (rank)	136	Strength of legal rights index (0–10)	8	Cost to import (US\$ per container)	1,810
Procedures (number)	15	Depth of credit information index (0–6)	5		
Time (days)	151	Public registry coverage (% of adults)	22.1	<b>Enforcing contracts</b> (rank)	138
Cost (% of income per capita)	514.7	Private bureau coverage (% of adults)	0.0	Procedures (number)	53
				Time (days)	420

Note: Most indicator sets refer to a case scenario in an economy's largest business city. For more details, see the data notes.

		✓ Reform making it easier to do business	✗ Reform making it more difficult to do business
<b>Getting electricity</b> (rank)	121	<b>Protecting investors</b> (rank)	98
Procedures (number)	7	Extent of disclosure index (0–10)	6
✗ Time (days)	48	Extent of director liability index (0–10)	6
Cost (% of income per capita)	881.1	Ease of shareholder suits index (0–10)	3
		Strength of investor protection index (0–10)	5.0
		<b>Paying taxes</b> (rank)	43
		Payments (number per year)	33
		Time (hours per year)	162
		Total tax rate (% of profit)	15.4
		Cost (% of claim)	33.0
		<b>Resolving insolvency</b> (rank)	83
		Time (years)	2.0
		Cost (% of estate)	15
		Recovery rate (cents on the dollar)	35.3
<b>KUWAIT</b>			
Ease of doing business (rank)		Middle East & North Africa	GNI per capita (US\$)
104		High income	45,824
			Population (m)
			3.3
<b>Starting a business</b> (rank)	152	✓ <b>Registering property</b> (rank)	90
Procedures (number)	12	Procedures (number)	8
Time (days)	32	Time (days)	47
Cost (% of income per capita)	1.1	Cost (% of property value)	0.5
Minimum capital (% of income per capita)	77.9		
		<b>Getting credit</b> (rank)	130
		Strength of legal rights index (0–10)	3
		Depth of credit information index (0–6)	4
		Public registry coverage (% of adults)	0.0
		Private bureau coverage (% of adults)	29.0
<b>Dealing with construction permits</b> (rank)	133		
Procedures (number)	24	<b>Protecting investors</b> (rank)	80
Time (days)	130	Extent of disclosure index (0–10)	4
Cost (% of income per capita)	99.2	Extent of director liability index (0–10)	9
		Ease of shareholder suits index (0–10)	3
		Strength of investor protection index (0–10)	5.3
		<b>Paying taxes</b> (rank)	11
		Payments (number per year)	12
		Time (hours per year)	98
		Total tax rate (% of profit)	12.4
		Trading across borders (rank)	112
		Documents to export (number)	7
		Time to export (days)	16
		Cost to export (US\$ per container)	1,085
		Documents to import (number)	10
		Time to import (days)	19
		Cost to import (US\$ per container)	1,250
		<b>Enforcing contracts</b> (rank)	119
		Procedures (number)	50
		Time (days)	566
		Cost (% of claim)	18.8
		<b>Resolving insolvency</b> (rank)	94
		Time (years)	4.2
		Cost (% of estate)	10
		Recovery rate (cents on the dollar)	32.0
<b>KYRGYZ REPUBLIC</b>			
Ease of doing business (rank)		Europe & Central Asia	GNI per capita (US\$)
68		Low income	990
			Population (m)
			5.6
<b>Starting a business</b> (rank)	12	✓ <b>Registering property</b> (rank)	9
Procedures (number)	2	Procedures (number)	4
Time (days)	8	Time (days)	6
Cost (% of income per capita)	2.7	Cost (% of property value)	0.3
Minimum capital (% of income per capita)	0.0		
		<b>Getting credit</b> (rank)	13
		Strength of legal rights index (0–10)	10
		Depth of credit information index (0–6)	4
		Public registry coverage (% of adults)	0.0
		Private bureau coverage (% of adults)	32.1
<b>Dealing with construction permits</b> (rank)	66		
Procedures (number)	12	<b>Protecting investors</b> (rank)	22
Time (days)	142	Extent of disclosure index (0–10)	7
Cost (% of income per capita)	128.7	Extent of director liability index (0–10)	5
		Ease of shareholder suits index (0–10)	8
		Strength of investor protection index (0–10)	6.7
		<b>Paying taxes</b> (rank)	127
		Payments (number per year)	51
		Time (hours per year)	210
		Total tax rate (% of profit)	33.4
		Trading across borders (rank)	182
		Documents to export (number)	9
		Time to export (days)	63
		Cost to export (US\$ per container)	4,360
		Documents to import (number)	11
		Time to import (days)	75
		Cost to import (US\$ per container)	5,150
		<b>Enforcing contracts</b> (rank)	70
		Procedures (number)	38
		Time (days)	260
		Cost (% of claim)	37.0
		<b>Resolving insolvency</b> (rank)	132
		Time (years)	4.0
		Cost (% of estate)	15
		Recovery rate (cents on the dollar)	21.7
<b>LAO PDR</b>			
Ease of doing business (rank)		East Asia & Pacific	GNI per capita (US\$)
159		Lower middle income	1,260
			Population (m)
			6.6
<b>Starting a business</b> (rank)	85	✓ <b>Registering property</b> (rank)	76
Procedures (number)	6	Procedures (number)	5
Time (days)	92	Time (days)	98
Cost (% of income per capita)	6.7	Cost (% of property value)	1.1
Minimum capital (% of income per capita)	0.0		
		<b>Getting credit</b> (rank)	159
		Strength of legal rights index (0–10)	4
		Depth of credit information index (0–6)	2
		Public registry coverage (% of adults)	2.4
		Private bureau coverage (% of adults)	0.0
<b>Dealing with construction permits</b> (rank)	96		
Procedures (number)	23	<b>Protecting investors</b> (rank)	22
Time (days)	108	Extent of disclosure index (0–10)	7
Cost (% of income per capita)	45.8	Extent of director liability index (0–10)	5
		Ease of shareholder suits index (0–10)	8
		Strength of investor protection index (0–10)	6.7
		<b>Paying taxes</b> (rank)	127
		Payments (number per year)	51
		Time (hours per year)	210
		Total tax rate (% of profit)	33.4
		Trading across borders (rank)	161
		Documents to export (number)	10
		Time to export (days)	23
		Cost to export (US\$ per container)	1,950
		Documents to import (number)	10
		Time to import (days)	26
		Cost to import (US\$ per container)	1,910
		<b>Enforcing contracts</b> (rank)	104
		Procedures (number)	42
		Time (days)	443

Note: Most indicator sets refer to a case scenario in an economy's largest business city. For more details, see the data notes.

✓ Reform making it easier to do business ✗ Reform making it more difficult to do business

<b>Getting electricity</b> (rank)	140	<b>Protecting investors</b> (rank)	187	Cost (% of claim)	31.6
Procedures (number)	5	Extent of disclosure index (0–10)	2		
✓ Time (days)	134	Extent of director liability index (0–10)	1	✓ <b>Resolving insolvency</b> (rank)	189
Cost (% of income per capita)	1,913.0	Ease of shareholder suits index (0–10)	2	Time (years)	NO PRACTICE
		Strength of investor protection index (0–10)	1.7	Cost (% of estate)	NO PRACTICE
				Recovery rate (cents on the dollar)	0.0
		<b>Paying taxes</b> (rank)	119		
✓		✓ Payments (number per year)	34		
		Time (hours per year)	362		
		Total tax rate (% of profit)	26.8		

LATVIA		Europe & Central Asia	GNI per capita (US\$)	14,180	
Ease of doing business (rank)	24	High income	Population (m)	2.0	
<b>Starting a business</b> (rank)	57	<b>Registering property</b> (rank)	33	<b>Trading across borders</b> (rank)	17
Procedures (number)	4	Procedures (number)	5	Documents to export (number)	5
Time (days)	12.5	Time (days)	18	Time to export (days)	10
Cost (% of income per capita)	1.9	Cost (% of property value)	2.0	Cost to export (US\$ per container)	600
Minimum capital (% of income per capita)	0.0			Documents to import (number)	5
		<b>Getting credit</b> (rank)	3	Time to import (days)	11
<b>Dealing with construction permits</b> (rank)	79	Strength of legal rights index (0–10)	10	Cost to import (US\$ per container)	801
Procedures (number)	18	Depth of credit information index (0–6)	5		
Time (days)	152	Public registry coverage (% of adults)	73.6	<b>Enforcing contracts</b> (rank)	21
Cost (% of income per capita)	15.4	Private bureau coverage (% of adults)	0.0	Procedures (number)	27
				Time (days)	469
<b>Getting electricity</b> (rank)	83	<b>Protecting investors</b> (rank)	68	Cost (% of claim)	23.1
Procedures (number)	5	Extent of disclosure index (0–10)	5		
Time (days)	108	Extent of director liability index (0–10)	4	<b>Resolving insolvency</b> (rank)	43
Cost (% of income per capita)	326.1	Ease of shareholder suits index (0–10)	8	Time (years)	1.5
		Strength of investor protection index (0–10)	5.7	Cost (% of estate)	10
				Recovery rate (cents on the dollar)	48.4
		<b>Paying taxes</b> (rank)	49		
		Payments (number per year)	7		
		Time (hours per year)	264		
		Total tax rate (% of profit)	35.9		

LEBANON		Middle East & North Africa	GNI per capita (US\$)	9,190	
Ease of doing business (rank)	111	Upper middle income	Population (m)	4.4	
<b>Starting a business</b> (rank)	120	<b>Registering property</b> (rank)	112	<b>Trading across borders</b> (rank)	97
Procedures (number)	5	Procedures (number)	8	Documents to export (number)	4
Time (days)	9	Time (days)	25	Time to export (days)	22
Cost (% of income per capita)	76.5	Cost (% of property value)	5.9	Cost to export (US\$ per container)	1,080
Minimum capital (% of income per capita)	34.7			Documents to import (number)	7
		<b>Getting credit</b> (rank)	109	Time to import (days)	30
<b>Dealing with construction permits</b> (rank)	179	Strength of legal rights index (0–10)	3	Cost to import (US\$ per container)	1,365
Procedures (number)	20	Depth of credit information index (0–6)	5		
Time (days)	246	Public registry coverage (% of adults)	19.2	<b>Enforcing contracts</b> (rank)	126
Cost (% of income per capita)	352.5	Private bureau coverage (% of adults)	0.0	Procedures (number)	37
				Time (days)	721
<b>Getting electricity</b> (rank)	51	<b>Protecting investors</b> (rank)	98	Cost (% of claim)	30.8
Procedures (number)	5	Extent of disclosure index (0–10)	9		
Time (days)	75	✓ Extent of director liability index (0–10)	1	<b>Resolving insolvency</b> (rank)	93
Cost (% of income per capita)	98.0	Ease of shareholder suits index (0–10)	5	Time (years)	3.0
		Strength of investor protection index (0–10)	5.0	Cost (% of estate)	15
				Recovery rate (cents on the dollar)	32.4
		<b>Paying taxes</b> (rank)	39		
		Payments (number per year)	19		
		Time (hours per year)	180		
		Total tax rate (% of profit)	30.2		

LESOTHO		Sub-Saharan Africa	GNI per capita (US\$)	1,380	
Ease of doing business (rank)	136	Lower middle income	Population (m)	2.1	
<b>Starting a business</b> (rank)	89	<b>Registering property</b> (rank)	88	<b>Trading across borders</b> (rank)	144
Procedures (number)	7	Procedures (number)	4	Documents to export (number)	7
Time (days)	29	Time (days)	43	Time to export (days)	31
Cost (% of income per capita)	11.4	Cost (% of property value)	8.7	Cost to export (US\$ per container)	1,695
Minimum capital (% of income per capita)	0.0			Documents to import (number)	7
		<b>Getting credit</b> (rank)	159	Time to import (days)	33
<b>Dealing with construction permits</b> (rank)	145	Strength of legal rights index (0–10)	6	Cost to import (US\$ per container)	1,945
Procedures (number)	11	Depth of credit information index (0–6)	0		
Time (days)	330	Public registry coverage (% of adults)	0.0	<b>Enforcing contracts</b> (rank)	144
Cost (% of income per capita)	832.6	Private bureau coverage (% of adults)	0.0	Procedures (number)	41

Note: Most indicator sets refer to a case scenario in an economy's largest business city. For more details, see the data notes.



✓ Reform making it easier to do business ✗ Reform making it more difficult to do business

<b>Getting electricity</b> (rank)	136	<b>Protecting investors</b> (rank)	98	Time (days)	615
✓ Procedures (number)	5	✓ Extent of disclosure index (0–10)	3	Cost (% of claim)	31.3
Time (days)	125	✓ Extent of director liability index (0–10)	4	<b>Resolving insolvency</b> (rank)	104
Cost (% of income per capita)	1,991.8	Ease of shareholder suits index (0–10)	8	Time (years)	2.6
		Strength of investor protection index (0–10)	5.0	Cost (% of estate)	20
				Recovery rate (cents on the dollar)	28.6
		<b>Paying taxes</b> (rank)	101		
		Payments (number per year)	33		
		Time (hours per year)	324		
		Total tax rate (% of profit)	16.0		
<b>LIBERIA</b>					
Ease of doing business (rank)	144	Sub-Saharan Africa		GNI per capita (US\$)	370
<b>Starting a business</b> (rank)	31	Low income		Population (m)	4.2
Procedures (number)	4	<b>Registering property</b> (rank)	181	<b>Trading across borders</b> (rank)	142
Time (days)	4.5	Procedures (number)	10	Documents to export (number)	10
Cost (% of income per capita)	19.1	Time (days)	44	Time to export (days)	15
Minimum capital (% of income per capita)	0.0	Cost (% of property value)	12.9	Cost to export (US\$ per container)	1,220
				Documents to import (number)	12
<b>Dealing with construction permits</b> (rank)	129	<b>Getting credit</b> (rank)	86	Time to import (days)	28
Procedures (number)	23	Strength of legal rights index (0–10)	7	Cost to import (US\$ per container)	1,320
Time (days)	75	Depth of credit information index (0–6)	2		
Cost (% of income per capita)	363.0	Public registry coverage (% of adults)	1.4	<b>Enforcing contracts</b> (rank)	165
		Private bureau coverage (% of adults)	0.0	Procedures (number)	40
				Time (days)	1,280
<b>Getting electricity</b> (rank)	142	<b>Protecting investors</b> (rank)	147	Cost (% of claim)	35.0
Procedures (number)	4	Extent of disclosure index (0–10)	4		
Time (days)	465	Extent of director liability index (0–10)	1	<b>Resolving insolvency</b> (rank)	161
Cost (% of income per capita)	2,288.5	Ease of shareholder suits index (0–10)	6	Time (years)	3.0
		Strength of investor protection index (0–10)	3.7	Cost (% of estate)	43
				Recovery rate (cents on the dollar)	8.5
		<b>Paying taxes</b> (rank)	42		
		Payments (number per year)	33		
		Time (hours per year)	151		
		Total tax rate (% of profit)	26.6		
<b>LIBYA</b>					
Ease of doing business (rank)	187	Middle East & North Africa		GNI per capita (US\$)	12,778
<b>Starting a business</b> (rank)	171	Upper middle income		Population (m)	6.2
Procedures (number)	10	<b>Registering property</b> (rank)	189	<b>Trading across borders</b> (rank)	143
Time (days)	35	Procedures (number)	NO PRACTICE	Documents to export (number)	7
Cost (% of income per capita)	19.1	Time (days)	NO PRACTICE	Time to export (days)	23
Minimum capital (% of income per capita)	31.0	Cost (% of property value)	NO PRACTICE	Cost to export (US\$ per container)	1,140
				Documents to import (number)	9
<b>Dealing with construction permits</b> (rank)	189	<b>Getting credit</b> (rank)	186	Time to import (days)	37
Procedures (number)	NO PRACTICE	Strength of legal rights index (0–10)	1	Cost to import (US\$ per container)	2,255
Time (days)	NO PRACTICE	Depth of credit information index (0–6)	1		
Cost (% of income per capita)	NO PRACTICE	Public registry coverage (% of adults)	0.5	<b>Enforcing contracts</b> (rank)	150
		Private bureau coverage (% of adults)	0.0	Procedures (number)	43
<b>Getting electricity</b> (rank)	68	<b>Protecting investors</b> (rank)	187	Time (days)	690
✓ Procedures (number)	4	Extent of disclosure index (0–10)	1	Cost (% of claim)	27.0
Time (days)	118	Extent of director liability index (0–10)	1		
Cost (% of income per capita)	378.3	Ease of shareholder suits index (0–10)	3	<b>Resolving insolvency</b> (rank)	189
		Strength of investor protection index (0–10)	1.7	Time (years)	NO PRACTICE
				Cost (% of estate)	NO PRACTICE
		✓ <b>Paying taxes</b> (rank)	116	Recovery rate (cents on the dollar)	0.0
		Payments (number per year)	19		
		Time (hours per year)	889		
		Total tax rate (% of profit)	31.6		
<b>LITHUANIA</b>					
Ease of doing business (rank)	17	Europe & Central Asia		GNI per capita (US\$)	13,850
<b>Starting a business</b> (rank)	11	High income		Population (m)	3.0
Procedures (number)	4	<b>Registering property</b> (rank)	6	<b>Trading across borders</b> (rank)	15
Time (days)	6.5	Procedures (number)	3	Documents to export (number)	4
Cost (% of income per capita)	0.9	Time (days)	2.5	Time to export (days)	10
Minimum capital (% of income per capita)	0.0	Cost (% of property value)	0.8	Cost to export (US\$ per container)	750
				Documents to import (number)	5
<b>Dealing with construction permits</b> (rank)	39	<b>Getting credit</b> (rank)	28	Time to import (days)	9
Procedures (number)	16	Strength of legal rights index (0–10)	7	Cost to import (US\$ per container)	800
Time (days)	105	Depth of credit information index (0–6)	6		
Cost (% of income per capita)	18.0	Public registry coverage (% of adults)	28.3	<b>Enforcing contracts</b> (rank)	17
		Private bureau coverage (% of adults)	89.4	Procedures (number)	32

Note: Most indicator sets refer to a case scenario in an economy's largest business city. For more details, see the data notes.

✓ Reform making it easier to do business    ✗ Reform making it more difficult to do business

<b>Getting electricity</b> (rank)	75	<b>Protecting investors</b> (rank)	68	Time (days)	300
Procedures (number)	5	Extent of disclosure index (0–10)	7	Cost (% of claim)	23.6
Time (days)	148	Extent of director liability index (0–10)	4	<b>Resolving insolvency</b> (rank)	44
Cost (% of income per capita)	48.1	Ease of shareholder suits index (0–10)	6	Time (years)	1.9
		Strength of investor protection index (0–10)	5.7	Cost (% of estate)	7
		<b>Paying taxes</b> (rank)	56	Recovery rate (cents on the dollar)	48.4
		Payments (number per year)	11		
		Time (hours per year)	175		
		Total tax rate (% of profit)	43.1		
<b>LUXEMBOURG</b>					
Ease of doing business (rank)	60	OECD high income		GNI per capita (US\$)	76,960
<b>Starting a business</b> (rank)	103	High income		Population (m)	0.5
Procedures (number)	6	<b>Registering property</b> (rank)	124	<b>Trading across borders</b> (rank)	41
Time (days)	18.5	Procedures (number)	7	Documents to export (number)	5
Cost (% of income per capita)	1.9	Time (days)	26.5	Time to export (days)	8
Minimum capital (% of income per capita)	20.8	Cost (% of property value)	10.1	Cost to export (US\$ per container)	1,425
		<b>Getting credit</b> (rank)	170	Documents to import (number)	4
<b>Dealing with construction permits</b> (rank)	37	Strength of legal rights index (0–10)	4	Time to import (days)	7
Procedures (number)	12	Depth of credit information index (0–6)	0	Cost to import (US\$ per container)	1,420
Time (days)	157	Public registry coverage (% of adults)	0.0	<b>Enforcing contracts</b> (rank)	1
Cost (% of income per capita)	19.1	Private bureau coverage (% of adults)	0.0	Procedures (number)	26
		<b>Protecting investors</b> (rank)	128	Time (days)	321
<b>Getting electricity</b> (rank)	66	Extent of disclosure index (0–10)	6	Cost (% of claim)	9.7
Procedures (number)	5	Extent of director liability index (0–10)	4	<b>Resolving insolvency</b> (rank)	53
Time (days)	120	Ease of shareholder suits index (0–10)	3	Time (years)	2.0
Cost (% of income per capita)	57.7	Strength of investor protection index (0–10)	4.3	Cost (% of estate)	15
		✓ <b>Paying taxes</b> (rank)	15	Recovery rate (cents on the dollar)	43.5
		Payments (number per year)	23		
		Time (hours per year)	55		
		Total tax rate (% of profit)	20.7		
<b>MACEDONIA, FYR</b>					
✓ Ease of doing business (rank)	25	Europe & Central Asia		GNI per capita (US\$)	4,690
<b>Starting a business</b> (rank)	7	✓ Upper middle income		Population (m)	2.1
Procedures (number)	2	<b>Registering property</b> (rank)	84	<b>Trading across borders</b> (rank)	89
Time (days)	2	Procedures (number)	7	Documents to export (number)	6
Cost (% of income per capita)	1.9	Time (days)	31	Time to export (days)	12
Minimum capital (% of income per capita)	0.0	Cost (% of property value)	3.3	Cost to export (US\$ per container)	1,376
		✓ <b>Getting credit</b> (rank)	3	Documents to import (number)	8
<b>Dealing with construction permits</b> (rank)	63	Strength of legal rights index (0–10)	9	Time to import (days)	11
Procedures (number)	12	Depth of credit information index (0–6)	6	Cost to import (US\$ per container)	1,380
Time (days)	90	Public registry coverage (% of adults)	34.8	<b>Enforcing contracts</b> (rank)	95
Cost (% of income per capita)	512.1	Private bureau coverage (% of adults)	77.1	Procedures (number)	37
		<b>Protecting investors</b> (rank)	16	Time (days)	604
<b>Getting electricity</b> (rank)	76	Extent of disclosure index (0–10)	9	Cost (% of claim)	28.8
✗ Procedures (number)	5	Extent of director liability index (0–10)	8	✓ <b>Resolving insolvency</b> (rank)	52
Time (days)	107	Ease of shareholder suits index (0–10)	4	Time (years)	1.8
Cost (% of income per capita)	258.6	Strength of investor protection index (0–10)	7.0	Cost (% of estate)	10
		<b>Paying taxes</b> (rank)	26	Recovery rate (cents on the dollar)	43.8
		Payments (number per year)	29		
		Time (hours per year)	119		
		Total tax rate (% of profit)	8.2		
<b>MADAGASCAR</b>					
Ease of doing business (rank)	148	Sub-Saharan Africa		GNI per capita (US\$)	430
<b>Starting a business</b> (rank)	29	Low income		Population (m)	22.3
Procedures (number)	2	<b>Registering property</b> (rank)	155	<b>Trading across borders</b> (rank)	115
Time (days)	8	Procedures (number)	6	Documents to export (number)	5
Cost (% of income per capita)	12.9	Time (days)	74	Time to export (days)	22
Minimum capital (% of income per capita)	0.0	Cost (% of property value)	10.3	Cost to export (US\$ per container)	1,195
		✓ <b>Getting credit</b> (rank)	180	Documents to import (number)	9
<b>Dealing with construction permits</b> (rank)	157	Strength of legal rights index (0–10)	2	Time to import (days)	21
Procedures (number)	16	Depth of credit information index (0–6)	1	Cost to import (US\$ per container)	1,555
Time (days)	160	Public registry coverage (% of adults)	0.2	<b>Enforcing contracts</b> (rank)	160
Cost (% of income per capita)	1,105.3	Private bureau coverage (% of adults)	0.0	Procedures (number)	38

Note: Most indicator sets refer to a case scenario in an economy's largest business city. For more details, see the data notes.

✓ Reform making it easier to do business ✗ Reform making it more difficult to do business

<b>Getting electricity</b> (rank)	187	<b>Protecting investors</b> (rank)	68	Time (days)	871
Procedures (number)	6	✓ Extent of disclosure index (0–10)	5	Cost (% of claim)	42.4
Time (days)	450	Extent of director liability index (0–10)	6	<b>Resolving insolvency</b> (rank)	157
Cost (% of income per capita)	9,050.2	Ease of shareholder suits index (0–10)	6	Time (years)	2.0
		Strength of investor protection index (0–10)	5.7	Cost (% of estate)	30
		<b>Paying taxes</b> (rank)	61	Recovery rate (cents on the dollar)	11.7
		Payments (number per year)	23		
		Time (hours per year)	183		
		Total tax rate (% of profit)	35.8		
<b>MALAWI</b>					
Ease of doing business (rank)	171	Sub-Saharan Africa		GNI per capita (US\$)	320
<b>Starting a business</b> (rank)	149	Low income		Population (m)	15.9
Procedures (number)	10	<b>Registering property</b> (rank)	85	<b>Trading across borders</b> (rank)	176
Time (days)	40	Procedures (number)	6	Documents to export (number)	10
Cost (% of income per capita)	120.1	Time (days)	69	Time to export (days)	34
Minimum capital (% of income per capita)	0.0	Cost (% of property value)	2.0	Cost to export (US\$ per container)	2,175
		<b>Getting credit</b> (rank)	130	Documents to import (number)	11
<b>Dealing with construction permits</b> (rank)	173	Strength of legal rights index (0–10)	7	Time to import (days)	43
Procedures (number)	16	Depth of credit information index (0–6)	0	Cost to import (US\$ per container)	2,870
Time (days)	183	Public registry coverage (% of adults)	0.0	<b>Enforcing contracts</b> (rank)	145
Cost (% of income per capita)	1,755.0	Private bureau coverage (% of adults)	0.0	Procedures (number)	42
		<b>Protecting investors</b> (rank)	80	Time (days)	432
<b>Getting electricity</b> (rank)	183	Extent of disclosure index (0–10)	4	Cost (% of claim)	94.1
✓ Procedures (number)	6	Extent of director liability index (0–10)	7	<b>Resolving insolvency</b> (rank)	150
Time (days)	222	Ease of shareholder suits index (0–10)	5	Time (years)	2.6
Cost (% of income per capita)	7,468.4	Strength of investor protection index (0–10)	5.3	Cost (% of estate)	25
		<b>Paying taxes</b> (rank)	81	Recovery rate (cents on the dollar)	15.6
		Payments (number per year)	35		
		Time (hours per year)	175		
		Total tax rate (% of profit)	34.9		
<b>MALAYSIA</b>					
✓ Ease of doing business (rank)	6	East Asia & Pacific		GNI per capita (US\$)	9,800
<b>Starting a business</b> (rank)	16	Upper middle income		Population (m)	29.2
Procedures (number)	3	<b>Registering property</b> (rank)	35	<b>Trading across borders</b> (rank)	5
Time (days)	6	Procedures (number)	5	Documents to export (number)	4
Cost (% of income per capita)	7.6	Time (days)	14	Time to export (days)	11
Minimum capital (% of income per capita)	0.0	Cost (% of property value)	3.3	Cost to export (US\$ per container)	450
		<b>Getting credit</b> (rank)	1	Documents to import (number)	4
<b>Dealing with construction permits</b> (rank)	43	Strength of legal rights index (0–10)	10	Time to import (days)	8
Procedures (number)	15	Depth of credit information index (0–6)	6	Cost to import (US\$ per container)	485
Time (days)	130	Public registry coverage (% of adults)	52.9	<b>Enforcing contracts</b> (rank)	30
Cost (% of income per capita)	14.7	Private bureau coverage (% of adults)	77.2	Procedures (number)	29
		<b>Protecting investors</b> (rank)	4	Time (days)	425
<b>Getting electricity</b> (rank)	21	Extent of disclosure index (0–10)	10	Cost (% of claim)	27.5
Procedures (number)	5	Extent of director liability index (0–10)	9	<b>Resolving insolvency</b> (rank)	42
Time (days)	32	Ease of shareholder suits index (0–10)	7	Time (years)	1.5
Cost (% of income per capita)	49.1	Strength of investor protection index (0–10)	8.7	Cost (% of estate)	10
		<b>Paying taxes</b> (rank)	36	Recovery rate (cents on the dollar)	48.9
		Payments (number per year)	13		
		Time (hours per year)	133		
		Total tax rate (% of profit)	36.3		
<b>MALDIVES</b>					
Ease of doing business (rank)	95	South Asia		GNI per capita (US\$)	5,750
<b>Starting a business</b> (rank)	71	Upper middle income		Population (m)	0.3
Procedures (number)	5	<b>Registering property</b> (rank)	161	<b>Trading across borders</b> (rank)	138
Time (days)	9	Procedures (number)	6	Documents to export (number)	7
Cost (% of income per capita)	6.2	Time (days)	57	Time to export (days)	21
Minimum capital (% of income per capita)	2.3	Cost (% of property value)	16.2	Cost to export (US\$ per container)	1,625
		✓ <b>Getting credit</b> (rank)	109	Documents to import (number)	9
<b>Dealing with construction permits</b> (rank)	18	Strength of legal rights index (0–10)	4	Time to import (days)	22
Procedures (number)	8	Depth of credit information index (0–6)	4	Cost to import (US\$ per container)	1,610
Time (days)	174	Public registry coverage (% of adults)	17.5	<b>Enforcing contracts</b> (rank)	90
Cost (% of income per capita)	8.6	Private bureau coverage (% of adults)	0.0	Procedures (number)	41

Note: Most indicator sets refer to a case scenario in an economy's largest business city. For more details, see the data notes.

✓ Reform making it easier to do business ✗ Reform making it more difficult to do business

<b>Getting electricity</b> (rank)	131	<b>Protecting investors</b> (rank)	80	Time (days)	665
✗ Procedures (number)	6	Extent of disclosure index (0–10)	0	Cost (% of claim)	16.5
Time (days)	108	Extent of director liability index (0–10)	8	<b>Resolving insolvency</b> (rank)	40
Cost (% of income per capita)	398.0	Ease of shareholder suits index (0–10)	8	Time (years)	1.5
		Strength of investor protection index (0–10)	5.3	Cost (% of estate)	4
				Recovery rate (cents on the dollar)	50.4
		<b>Paying taxes</b> (rank)	115		
		Payments (number per year)	30		
		Time (hours per year)	413		
		Total tax rate (% of profit)	28.9		

<b>MALI</b>		Sub-Saharan Africa		GNI per capita (US\$)	660
Ease of doing business (rank)	155	Low income		Population (m)	14.9
<b>Starting a business</b> (rank)	136	<b>Registering property</b> (rank)	99	<b>Trading across borders</b> (rank)	160
Procedures (number)	5	Procedures (number)	5	Documents to export (number)	6
Time (days)	11	Time (days)	29	Time to export (days)	26
Cost (% of income per capita)	76.7	Cost (% of property value)	12.0	Cost to export (US\$ per container)	2,440
Minimum capital (% of income per capita)	295.2			Documents to import (number)	10
		<b>Getting credit</b> (rank)	130	Time to import (days)	32
<b>Dealing with construction permits</b> (rank)	113	Strength of legal rights index (0–10)	6	Cost to import (US\$ per container)	4,405
Procedures (number)	11	Depth of credit information index (0–6)	1		
Time (days)	179	Public registry coverage (% of adults)	3.7	<b>Enforcing contracts</b> (rank)	140
Cost (% of income per capita)	372.2	Private bureau coverage (% of adults)	0.0	Procedures (number)	36
				Time (days)	620
<b>Getting electricity</b> (rank)	118	<b>Protecting investors</b> (rank)	147	Cost (% of claim)	52.0
Procedures (number)	4	Extent of disclosure index (0–10)	6		
Time (days)	120	Extent of director liability index (0–10)	1	<b>Resolving insolvency</b> (rank)	131
Cost (% of income per capita)	3,771.9	Ease of shareholder suits index (0–10)	4	Time (years)	3.6
		Strength of investor protection index (0–10)	3.7	Cost (% of estate)	18
				Recovery rate (cents on the dollar)	22.2
		<b>Paying taxes</b> (rank)	157		
		Payments (number per year)	35		
		Time (hours per year)	270		
		Total tax rate (% of profit)	49.5		

<b>MALTA</b>		Middle East & North Africa		GNI per capita (US\$)	19,760
Ease of doing business (rank)	103	High income		Population (m)	0.4
<b>Starting a business</b> (rank)	161	<b>Registering property</b> (rank)	77	<b>Trading across borders</b> (rank)	34
Procedures (number)	11	Procedures (number)	7	Documents to export (number)	5
Time (days)	39.5	Time (days)	15	Time to export (days)	11
Cost (% of income per capita)	10.8	Cost (% of property value)	5.1	Cost to export (US\$ per container)	855
Minimum capital (% of income per capita)	1.5			Documents to import (number)	7
		<b>Getting credit</b> (rank)	180	Time to import (days)	9
<b>Dealing with construction permits</b> (rank)	163	Strength of legal rights index (0–10)	3	Cost to import (US\$ per container)	970
Procedures (number)	18	Depth of credit information index (0–6)	0		
Time (days)	224	Public registry coverage (% of adults)	0.0	<b>Enforcing contracts</b> (rank)	122
Cost (% of income per capita)	150.1	Private bureau coverage (% of adults)	0.0	Procedures (number)	40
				Time (days)	505
<b>Getting electricity</b> (rank)	115	<b>Protecting investors</b> (rank)	68	Cost (% of claim)	35.9
Procedures (number)	5	Extent of disclosure index (0–10)	3		
Time (days)	136	Extent of director liability index (0–10)	6	<b>Resolving insolvency</b> (rank)	64
Cost (% of income per capita)	463.2	Ease of shareholder suits index (0–10)	8	Time (years)	3.0
		Strength of investor protection index (0–10)	5.7	Cost (% of estate)	10
				Recovery rate (cents on the dollar)	39.2
		<b>Paying taxes</b> (rank)	27		
		Payments (number per year)	7		
		Time (hours per year)	139		
		Total tax rate (% of profit)	41.0		

<b>MARSHALL ISLANDS</b>		East Asia & Pacific		GNI per capita (US\$)	4,140
Ease of doing business (rank)	114	Upper middle income		Population (m)	0.1
<b>Starting a business</b> (rank)	56	<b>Registering property</b> (rank)	189	<b>Trading across borders</b> (rank)	62
Procedures (number)	5	Procedures (number)	NO PRACTICE	Documents to export (number)	5
Time (days)	17	Time (days)	NO PRACTICE	Time to export (days)	23
Cost (% of income per capita)	12.8	Cost (% of property value)	NO PRACTICE	Cost to export (US\$ per container)	695
Minimum capital (% of income per capita)	0.0			Documents to import (number)	5
		<b>Getting credit</b> (rank)	86	Time to import (days)	25
<b>Dealing with construction permits</b> (rank)	32	Strength of legal rights index (0–10)	9	Cost to import (US\$ per container)	720
Procedures (number)	12	Depth of credit information index (0–6)	0		
Time (days)	76	Public registry coverage (% of adults)	0.0	<b>Enforcing contracts</b> (rank)	61

Note: Most indicator sets refer to a case scenario in an economy's largest business city. For more details, see the data notes.

✓ Reform making it easier to do business    ✗ Reform making it more difficult to do business

Cost (% of income per capita)	124.9	Private bureau coverage (% of adults)	0.0	Procedures (number)	36
<b>Getting electricity</b> (rank)	77	<b>Protecting investors</b> (rank)	157	Time (days)	476
Procedures (number)	5	Extent of disclosure index (0–10)	2	✓ Cost (% of claim)	27.4
Time (days)	67	Extent of director liability index (0–10)	0	<b>Resolving insolvency</b> (rank)	138
Cost (% of income per capita)	729.5	Ease of shareholder suits index (0–10)	8	Time (years)	2.0
		Strength of investor protection index (0–10)	3.3	Cost (% of estate)	38
		<b>Paying taxes</b> (rank)	96	Recovery rate (cents on the dollar)	18.6
		Payments (number per year)	21		
		Time (hours per year)	128		
		Total tax rate (% of profit)	64.8		

**MAURITANIA**

Ease of doing business (rank)	173	Sub-Saharan Africa		GNI per capita (US\$)	1,110
<b>Starting a business</b> (rank)	173	Lower middle income		Population (m)	3.8
Procedures (number)	9	<b>Registering property</b> (rank)	67	<b>Trading across borders</b> (rank)	152
Time (days)	19	Procedures (number)	4	Documents to export (number)	8
Cost (% of income per capita)	46.1	Time (days)	49	Time to export (days)	31
Minimum capital (% of income per capita)	314.4	Cost (% of property value)	4.7	Cost to export (US\$ per container)	1,640
		✗		Documents to import (number)	8
<b>Dealing with construction permits</b> (rank)	123	<b>Getting credit</b> (rank)	170	Time to import (days)	38
Procedures (number)	16	Strength of legal rights index (0–10)	3	Cost to import (US\$ per container)	1,523
Time (days)	82	Depth of credit information index (0–6)	1		
Cost (% of income per capita)	2,681.0	Public registry coverage (% of adults)	1.4	<b>Enforcing contracts</b> (rank)	75
		Private bureau coverage (% of adults)	0.0	Procedures (number)	46
<b>Getting electricity</b> (rank)	124	<b>Protecting investors</b> (rank)	147	Time (days)	370
Procedures (number)	5	Extent of disclosure index (0–10)	6	Cost (% of claim)	23.2
Time (days)	75	Extent of director liability index (0–10)	1	<b>Resolving insolvency</b> (rank)	189
Cost (% of income per capita)	7,404.2	Ease of shareholder suits index (0–10)	4	Time (years)	NO PRACTICE
		Strength of investor protection index (0–10)	3.7	Cost (% of estate)	NO PRACTICE
		✓		Recovery rate (cents on the dollar)	0.0
		<b>Paying taxes</b> (rank)	181		
		Payments (number per year)	37		
		Time (hours per year)	696		
		Total tax rate (% of profit)	68.2		

**MAURITIUS**

Ease of doing business (rank)	20	Sub-Saharan Africa		GNI per capita (US\$)	8,570
<b>Starting a business</b> (rank)	19	Upper middle income		Population (m)	1.3
Procedures (number)	5	<b>Registering property</b> (rank)	65	✓ <b>Trading across borders</b> (rank)	12
Time (days)	6	Procedures (number)	4	Documents to export (number)	4
Cost (% of income per capita)	3.6	Time (days)	15	Time to export (days)	10
Minimum capital (% of income per capita)	0.0	Cost (% of property value)	10.6	Cost to export (US\$ per container)	675
		<b>Getting credit</b> (rank)	42	Documents to import (number)	5
<b>Dealing with construction permits</b> (rank)	123	Strength of legal rights index (0–10)	6	Time to import (days)	10
Procedures (number)	16	Depth of credit information index (0–6)	6	Cost to import (US\$ per container)	710
Time (days)	248	Public registry coverage (% of adults)	69.2	<b>Enforcing contracts</b> (rank)	54
Cost (% of income per capita)	27.4	Private bureau coverage (% of adults)	0.0	Procedures (number)	35
<b>Getting electricity</b> (rank)	48	<b>Protecting investors</b> (rank)	12	Time (days)	529
Procedures (number)	4	Extent of disclosure index (0–10)	6	✓ Cost (% of claim)	25.0
Time (days)	84	Extent of director liability index (0–10)	8	<b>Resolving insolvency</b> (rank)	61
Cost (% of income per capita)	281.1	Ease of shareholder suits index (0–10)	9	Time (years)	1.7
		Strength of investor protection index (0–10)	7.7	Cost (% of estate)	15
		<b>Paying taxes</b> (rank)	13	Recovery rate (cents on the dollar)	41.0
		Payments (number per year)	8		
		Time (hours per year)	152		
		Total tax rate (% of profit)	28.2		

✓ **MEXICO**

Ease of doing business (rank)	53	Latin America & Caribbean		GNI per capita (US\$)	9,740
<b>Starting a business</b> (rank)	48	Upper middle income		Population (m)	120.8
Procedures (number)	6	<b>Registering property</b> (rank)	150	<b>Trading across borders</b> (rank)	59
Time (days)	6	Procedures (number)	7	Documents to export (number)	4
Cost (% of income per capita)	19.7	Time (days)	74	Time to export (days)	11
Minimum capital (% of income per capita)	0.0	Cost (% of property value)	5.3	Cost to export (US\$ per container)	1,450
		<b>Getting credit</b> (rank)	42	Documents to import (number)	4
<b>Dealing with construction permits</b> (rank)	40	Strength of legal rights index (0–10)	6	Time to import (days)	11
Procedures (number)	11	Depth of credit information index (0–6)	6	Cost to import (US\$ per container)	1,740

Note: Most indicator sets refer to a case scenario in an economy's largest business city. For more details, see the data notes.

✓ Reform making it easier to do business    ✗ Reform making it more difficult to do business

Time (days)	82	Public registry coverage (% of adults)	0.0	<b>Enforcing contracts</b> (rank)	71
Cost (% of income per capita)	353.1	Private bureau coverage (% of adults)	100.0	Procedures (number)	38
<b>Getting electricity</b> (rank)	133	<b>Protecting investors</b> (rank)	68	Time (days)	400
Procedures (number)	7	Extent of disclosure index (0–10)	8	Cost (% of claim)	31.0
Time (days)	85	Extent of director liability index (0–10)	5	<b>Resolving insolvency</b> (rank)	26
Cost (% of income per capita)	369.0	Ease of shareholder suits index (0–10)	4	Time (years)	1.8
		Strength of investor protection index (0–10)	5.7	Cost (% of estate)	18
				Recovery rate (cents on the dollar)	67.6
		<b>Paying taxes</b> (rank)	118		
		Payments (number per year)	6		
		Time (hours per year)	334		
		Total tax rate (% of profit)	53.7		

**MICRONESIA, FED. STS.**

MICRONESIA, FED. STS.		East Asia & Pacific		GNI per capita (US\$)	
Ease of doing business (rank)	156	Lower middle income		Population (m)	0.1
<b>Starting a business</b> (rank)	106	<b>Registering property</b> (rank)	189	<b>Trading across borders</b> (rank)	103
Procedures (number)	7	Procedures (number)	NO PRACTICE	Documents to export (number)	5
Time (days)	16	Time (days)	NO PRACTICE	Time to export (days)	30
Cost (% of income per capita)	144.4	Cost (% of property value)	NO PRACTICE	Cost to export (US\$ per container)	1,045
Minimum capital (% of income per capita)	0.0			Documents to import (number)	6
<b>Dealing with construction permits</b> (rank)	54	<b>Getting credit</b> (rank)	130	Time to import (days)	31
Procedures (number)	15	Strength of legal rights index (0–10)	7	Cost to import (US\$ per container)	1,045
Time (days)	114	Depth of credit information index (0–6)	0	<b>Enforcing contracts</b> (rank)	152
Cost (% of income per capita)	28.7	Public registry coverage (% of adults)	0.0	Procedures (number)	34
		Private bureau coverage (% of adults)	0.0	Time (days)	885
<b>Getting electricity</b> (rank)	106	<b>Protecting investors</b> (rank)	178	Cost (% of claim)	66.0
Procedures (number)	3	Extent of disclosure index (0–10)	0	<b>Resolving insolvency</b> (rank)	168
Time (days)	470	Extent of director liability index (0–10)	0	Time (years)	5.3
Cost (% of income per capita)	374.7	Ease of shareholder suits index (0–10)	8	Cost (% of estate)	38
		✓ Strength of investor protection index (0–10)	2.7	Recovery rate (cents on the dollar)	3.4
		<b>Paying taxes</b> (rank)	94		
		Payments (number per year)	21		
		Time (hours per year)	128		
		Total tax rate (% of profit)	59.9		

**MOLDOVA**

MOLDOVA		Europe & Central Asia		GNI per capita (US\$)	
Ease of doing business (rank)	78	Lower middle income		✓ Population (m)	3.6
<b>Starting a business</b> (rank)	81	<b>Registering property</b> (rank)	19	<b>Trading across borders</b> (rank)	150
Procedures (number)	6	Procedures (number)	5	Documents to export (number)	7
Time (days)	7	Time (days)	6	Time to export (days)	32
Cost (% of income per capita)	5.4	✓ Cost (% of property value)	0.9	Cost to export (US\$ per container)	1,545
Minimum capital (% of income per capita)	8.1			Documents to import (number)	8
<b>Dealing with construction permits</b> (rank)	174	<b>Getting credit</b> (rank)	13	Time to import (days)	35
Procedures (number)	26	Strength of legal rights index (0–10)	9	Cost to import (US\$ per container)	1,870
Time (days)	291	Depth of credit information index (0–6)	5	<b>Enforcing contracts</b> (rank)	23
Cost (% of income per capita)	65.0	Public registry coverage (% of adults)	0.0	Procedures (number)	31
✓ <b>Getting electricity</b> (rank)	165	Private bureau coverage (% of adults)	4.5	Time (days)	337
Procedures (number)	7	<b>Protecting investors</b> (rank)	80	Cost (% of claim)	28.6
Time (days)	140	Extent of disclosure index (0–10)	7	<b>Resolving insolvency</b> (rank)	91
Cost (% of income per capita)	542.1	Extent of director liability index (0–10)	3	Time (years)	2.8
		Ease of shareholder suits index (0–10)	6	Cost (% of estate)	9
		Strength of investor protection index (0–10)	5.3	Recovery rate (cents on the dollar)	32.8
✓		<b>Paying taxes</b> (rank)	95		
		Payments (number per year)	31		
		Time (hours per year)	181		
		Total tax rate (% of profit)	40.4		

**MONGOLIA**

MONGOLIA		East Asia & Pacific		GNI per capita (US\$)	
Ease of doing business (rank)	76	Lower middle income		Population (m)	2.8
<b>Starting a business</b> (rank)	25	<b>Registering property</b> (rank)	27	<b>Trading across borders</b> (rank)	181
Procedures (number)	5	Procedures (number)	5	Documents to export (number)	11
Time (days)	11	Time (days)	10.5	Time to export (days)	49
Cost (% of income per capita)	1.5	Cost (% of property value)	2.1	Cost to export (US\$ per container)	2,745
Minimum capital (% of income per capita)	0.0			Documents to import (number)	13
<b>Dealing with construction permits</b> (rank)	107	<b>Getting credit</b> (rank)	55	Time to import (days)	50
Procedures (number)	20	Strength of legal rights index (0–10)	6	Cost to import (US\$ per container)	2,950
		Depth of credit information index (0–6)	5		

Note: Most indicator sets refer to a case scenario in an economy's largest business city. For more details, see the data notes.



		✓ Reform making it easier to do business	✗ Reform making it more difficult to do business
Time (days)	186	Public registry coverage (% of adults)	58.3
Cost (% of income per capita)	7.6	Private bureau coverage (% of adults)	0.0
<b>Getting electricity</b> (rank)	162	✓ <b>Protecting investors</b> (rank)	22
Procedures (number)	8	Extent of disclosure index (0–10)	5
Time (days)	104	Extent of director liability index (0–10)	8
Cost (% of income per capita)	742.7	Ease of shareholder suits index (0–10)	7
		Strength of investor protection index (0–10)	6.7
		<b>Paying taxes</b> (rank)	74
		Payments (number per year)	41
		Time (hours per year)	192
		Total tax rate (% of profit)	24.6
<b>MONTENEGRO</b>			
Ease of doing business (rank)	44	Europe & Central Asia	GNI per capita (US\$)
<b>Starting a business</b> (rank)	69	Upper middle income	6,940
Procedures (number)	6	<b>Registering property</b> (rank)	98
Time (days)	10	Procedures (number)	6
Cost (% of income per capita)	1.5	Time (days)	70
Minimum capital (% of income per capita)	0.0	Cost (% of property value)	3.1
<b>Dealing with construction permits</b> (rank)	106	<b>Getting credit</b> (rank)	3
Procedures (number)	9	Strength of legal rights index (0–10)	10
Time (days)	158	Depth of credit information index (0–6)	5
Cost (% of income per capita)	1,159.3	Public registry coverage (% of adults)	25.2
		Private bureau coverage (% of adults)	0.0
✓ <b>Getting electricity</b> (rank)	69	✓ <b>Protecting investors</b> (rank)	34
Procedures (number)	5	Extent of disclosure index (0–10)	5
Time (days)	71	Extent of director liability index (0–10)	8
Cost (% of income per capita)	487.6	Ease of shareholder suits index (0–10)	6
		Strength of investor protection index (0–10)	6.3
		<b>Paying taxes</b> (rank)	86
		Payments (number per year)	29
		Time (hours per year)	320
		Total tax rate (% of profit)	20.9
<b>MOROCCO</b>			
Ease of doing business (rank)	87	Middle East & North Africa	GNI per capita (US\$)
<b>Starting a business</b> (rank)	39	Lower middle income	2,940
Procedures (number)	5	<b>Registering property</b> (rank)	156
Time (days)	11	Procedures (number)	8
Cost (% of income per capita)	9.5	Time (days)	60
Minimum capital (% of income per capita)	0.0	✓ Cost (% of property value)	5.9
<b>Dealing with construction permits</b> (rank)	83	<b>Getting credit</b> (rank)	109
Procedures (number)	15	Strength of legal rights index (0–10)	3
Time (days)	97	Depth of credit information index (0–6)	5
Cost (% of income per capita)	218.2	Public registry coverage (% of adults)	0.0
		Private bureau coverage (% of adults)	19.6
<b>Getting electricity</b> (rank)	97	✓ <b>Protecting investors</b> (rank)	115
Procedures (number)	5	Extent of disclosure index (0–10)	6
Time (days)	62	Extent of director liability index (0–10)	2
Cost (% of income per capita)	2,476.3	Ease of shareholder suits index (0–10)	6
		Strength of investor protection index (0–10)	4.7
		<b>Paying taxes</b> (rank)	78
		Payments (number per year)	6
		Time (hours per year)	232
		Total tax rate (% of profit)	49.6
<b>MOZAMBIQUE</b>			
Ease of doing business (rank)	139	Sub-Saharan Africa	GNI per capita (US\$)
<b>Starting a business</b> (rank)	95	Low income	510
Procedures (number)	9	<b>Registering property</b> (rank)	152
Time (days)	13	Procedures (number)	8
Cost (% of income per capita)	18.7	Time (days)	39
Minimum capital (% of income per capita)	0.0	Cost (% of property value)	7.7
<b>Dealing with construction permits</b> (rank)	77	<b>Getting credit</b> (rank)	130
		Strength of legal rights index (0–10)	3
		<b>Trading across borders</b> (rank)	131
		Documents to export (number)	7
		Time to export (days)	21
		Cost to export (US\$ per container)	1,100
		Documents to import (number)	9
		Time to import (days)	25
		Cost to import (US\$ per container)	1,600

Note: Most indicator sets refer to a case scenario in an economy's largest business city. For more details, see the data notes.

✓ Reform making it easier to do business    ✗ Reform making it more difficult to do business

Procedures (number)	12	Depth of credit information index (0–6)	4		
Time (days)	130	Public registry coverage (% of adults)	4.3	<b>Enforcing contracts</b> (rank)	145
Cost (% of income per capita)	257.6	Private bureau coverage (% of adults)	0.0	Procedures (number)	30
				Time (days)	950
<b>Getting electricity</b> (rank)	171	<b>Protecting investors</b> (rank)	52	Cost (% of claim)	119.0
Procedures (number)	7	Extent of disclosure index (0–10)	5		
Time (days)	107	Extent of director liability index (0–10)	4	<b>Resolving insolvency</b> (rank)	148
Cost (% of income per capita)	2,857.7	Ease of shareholder suits index (0–10)	9	Time (years)	5.0
		Strength of investor protection index (0–10)	6.0	Cost (% of estate)	9
				Recovery rate (cents on the dollar)	16.6
		<b>Paying taxes</b> (rank)	129		
		Payments (number per year)	37		
		Time (hours per year)	230		
		Total tax rate (% of profit)	37.5		

<b>MYANMAR</b>		East Asia & Pacific		GNI per capita (US\$)	
Ease of doing business (rank)	182	Low income		Population (m)	52.8
<b>Starting a business</b> (rank)	189	<b>Registering property</b> (rank)	154	<b>Trading across borders</b> (rank)	113
Procedures (number)	11	Procedures (number)	6	Documents to export (number)	9
Time (days)	72	Time (days)	113	Time to export (days)	25
Cost (% of income per capita)	176.7	✓ Cost (% of property value)	7.2	Cost to export (US\$ per container)	670
Minimum capital (% of income per capita)	7,016.0			Documents to import (number)	9
		<b>Getting credit</b> (rank)	170	Time to import (days)	27
<b>Dealing with construction permits</b> (rank)	150	Strength of legal rights index (0–10)	4	Cost to import (US\$ per container)	660
Procedures (number)	16	Depth of credit information index (0–6)	0		
Time (days)	159	Public registry coverage (% of adults)	0.0	<b>Enforcing contracts</b> (rank)	188
Cost (% of income per capita)	566.9	Private bureau coverage (% of adults)	0.0	Procedures (number)	45
				Time (days)	1,160
<b>Getting electricity</b> (rank)	126	✗ <b>Protecting investors</b> (rank)	182	Cost (% of claim)	51.5
Procedures (number)	5	Extent of disclosure index (0–10)	3		
Time (days)	91	Extent of director liability index (0–10)	0	<b>Resolving insolvency</b> (rank)	155
Cost (% of income per capita)	3,175.5	Ease of shareholder suits index (0–10)	4	Time (years)	5.0
		Strength of investor protection index (0–10)	2.3	Cost (% of estate)	18
				Recovery rate (cents on the dollar)	14.7
		<b>Paying taxes</b> (rank)	107		
		Payments (number per year)	31		
		Time (hours per year)	155		
		Total tax rate (% of profit)	48.9		

<b>NAMIBIA</b>		Sub-Saharan Africa		GNI per capita (US\$)	
Ease of doing business (rank)	98	Upper middle income		Population (m)	2.3
<b>Starting a business</b> (rank)	132	<b>Registering property</b> (rank)	178	<b>Trading across borders</b> (rank)	141
Procedures (number)	10	Procedures (number)	8	Documents to export (number)	8
Time (days)	66	Time (days)	54	Time to export (days)	25
Cost (% of income per capita)	14.7	Cost (% of property value)	13.8	Cost to export (US\$ per container)	1,750
Minimum capital (% of income per capita)	0.0			Documents to import (number)	7
		<b>Getting credit</b> (rank)	55	Time to import (days)	20
<b>Dealing with construction permits</b> (rank)	31	Strength of legal rights index (0–10)	7	Cost to import (US\$ per container)	1,905
Procedures (number)	12	Depth of credit information index (0–6)	4		
Time (days)	123	Public registry coverage (% of adults)	0.0	<b>Enforcing contracts</b> (rank)	69
Cost (% of income per capita)	30.6	Private bureau coverage (% of adults)	66.2	Procedures (number)	33
				Time (days)	460
✓ <b>Getting electricity</b> (rank)	72	<b>Protecting investors</b> (rank)	80	Cost (% of claim)	35.8
Procedures (number)	6	Extent of disclosure index (0–10)	5		
Time (days)	37	Extent of director liability index (0–10)	5	<b>Resolving insolvency</b> (rank)	85
Cost (% of income per capita)	395.9	Ease of shareholder suits index (0–10)	6	Time (years)	2.5
		Strength of investor protection index (0–10)	5.3	Cost (% of estate)	15
				Recovery rate (cents on the dollar)	34.9
		<b>Paying taxes</b> (rank)	114		
		Payments (number per year)	37		
		Time (hours per year)	314		
		Total tax rate (% of profit)	21.8		

<b>NEPAL</b>		South Asia		GNI per capita (US\$)	
Ease of doing business (rank)	105	Low income		Population (m)	27.5
<b>Starting a business</b> (rank)	97	<b>Registering property</b> (rank)	24	<b>Trading across borders</b> (rank)	177
Procedures (number)	7	Procedures (number)	3	Documents to export (number)	11
Time (days)	17	Time (days)	5	Time to export (days)	42
Cost (% of income per capita)	34.6	Cost (% of property value)	4.8	Cost to export (US\$ per container)	2,295
Minimum capital (% of income per capita)	0.0			Documents to import (number)	11
		<b>Getting credit</b> (rank)	55	Time to import (days)	39
<b>Dealing with construction permits</b> (rank)	105	Strength of legal rights index (0–10)	8	Cost to import (US\$ per container)	2,400

Note: Most indicator sets refer to a case scenario in an economy's largest business city. For more details, see the data notes.

		✓ Reform making it easier to do business	✗ Reform making it more difficult to do business
Procedures (number)	13	Depth of credit information index (0–6)	3
Time (days)	115	Public registry coverage (% of adults)	0.0
✓ Cost (% of income per capita)	512.7	✓ Private bureau coverage (% of adults)	0.7
<b>Getting electricity</b> (rank)	98	<b>Protecting investors</b> (rank)	80
Procedures (number)	5	Extent of disclosure index (0–10)	6
Time (days)	70	Extent of director liability index (0–10)	1
Cost (% of income per capita)	1,380.7	✗ Ease of shareholder suits index (0–10)	9
		Strength of investor protection index (0–10)	5.3
		<b>Paying taxes</b> (rank)	126
		Payments (number per year)	34
		Time (hours per year)	326
		Total tax rate (% of profit)	31.5
		<b>Enforcing contracts</b> (rank)	139
		Procedures (number)	39
		Time (days)	910
		Cost (% of claim)	26.8
		<b>Resolving insolvency</b> (rank)	125
		Time (years)	5.0
		Cost (% of estate)	9
		Recovery rate (cents on the dollar)	24.5

NETHERLANDS		OECD high income	GNI per capita (US\$)	48,250	
Ease of doing business (rank)	28	High income	Population (m)	16.8	
<b>Starting a business</b> (rank)	14	<b>Registering property</b> (rank)	47	<b>Trading across borders</b> (rank)	13
Procedures (number)	4	Procedures (number)	5	Documents to export (number)	4
Time (days)	4	Time (days)	2.5	Time to export (days)	7
Cost (% of income per capita)	5.2	Cost (% of property value)	6.1	Cost to export (US\$ per container)	925
Minimum capital (% of income per capita)	0.0			Documents to import (number)	4
		<b>Getting credit</b> (rank)	73	Time to import (days)	6
<b>Dealing with construction permits</b> (rank)	97	Strength of legal rights index (0–10)	5	Cost to import (US\$ per container)	975
Procedures (number)	14	Depth of credit information index (0–6)	5		
Time (days)	157	Public registry coverage (% of adults)	0.0	<b>Enforcing contracts</b> (rank)	29
Cost (% of income per capita)	79.4	Private bureau coverage (% of adults)	79.9	Procedures (number)	26
				Time (days)	514
<b>Getting electricity</b> (rank)	70	<b>Protecting investors</b> (rank)	115	Cost (% of claim)	23.9
Procedures (number)	5	Extent of disclosure index (0–10)	4		
Time (days)	143	Extent of director liability index (0–10)	4	<b>Resolving insolvency</b> (rank)	5
Cost (% of income per capita)	35.8	Ease of shareholder suits index (0–10)	6	Time (years)	1.1
		Strength of investor protection index (0–10)	4.7	Cost (% of estate)	4
				Recovery rate (cents on the dollar)	89.2
		<b>Paying taxes</b> (rank)	28 ✓		
		Payments (number per year)	9		
		Time (hours per year)	123		
		Total tax rate (% of profit)	39.3		

NEW ZEALAND		OECD high income	GNI per capita (US\$)	38,222	
Ease of doing business (rank)	3	High income	Population (m)	4.4	
<b>Starting a business</b> (rank)	1	<b>Registering property</b> (rank)	2	<b>Trading across borders</b> (rank)	21
Procedures (number)	1	Procedures (number)	2	Documents to export (number)	4
Time (days)	0.5	Time (days)	1	Time to export (days)	10
Cost (% of income per capita)	0.3	Cost (% of property value)	0.1	Cost to export (US\$ per container)	870
Minimum capital (% of income per capita)	0.0			Documents to import (number)	6
		<b>Getting credit</b> (rank)	3	Time to import (days)	9
<b>Dealing with construction permits</b> (rank)	12	Strength of legal rights index (0–10)	10	Cost to import (US\$ per container)	825
Procedures (number)	11	Depth of credit information index (0–6)	5		
Time (days)	94	Public registry coverage (% of adults)	0.0	<b>Enforcing contracts</b> (rank)	18
✓ Cost (% of income per capita)	28.3	Private bureau coverage (% of adults)	100.0	Procedures (number)	30
				Time (days)	216
<b>Getting electricity</b> (rank)	45	<b>Protecting investors</b> (rank)	1	Cost (% of claim)	27.2
Procedures (number)	5	Extent of disclosure index (0–10)	10		
Time (days)	69	Extent of director liability index (0–10)	9	<b>Resolving insolvency</b> (rank)	12
Cost (% of income per capita)	97.0	Ease of shareholder suits index (0–10)	10	Time (years)	1.3
		Strength of investor protection index (0–10)	9.7	Cost (% of estate)	4
				Recovery rate (cents on the dollar)	83.3
		<b>Paying taxes</b> (rank)	23		
		Payments (number per year)	8		
		Time (hours per year)	152		
		Total tax rate (% of profit)	34.6		

NICARAGUA		Latin America & Caribbean	GNI per capita (US\$)	1,650	
Ease of doing business (rank)	124	Lower middle income	Population (m)	6.0	
<b>Starting a business</b> (rank)	123	<b>Registering property</b> (rank)	135	<b>Trading across borders</b> (rank)	82
Procedures (number)	7	Procedures (number)	8	Documents to export (number)	5
Time (days)	36	Time (days)	49	Time to export (days)	21
Cost (% of income per capita)	77.0	Cost (% of property value)	5.0	Cost to export (US\$ per container)	1,140
Minimum capital (% of income per capita)	0.0			Documents to import (number)	5
		<b>Getting credit</b> (rank)	109	Time to import (days)	20

Note: Most indicator sets refer to a case scenario in an economy's largest business city. For more details, see the data notes.

			✓ Reform making it easier to do business	✗ Reform making it more difficult to do business	
<b>Dealing with construction permits</b> (rank)	152	Strength of legal rights index (0–10)	3	Cost to import (US\$ per container)	1,245
Procedures (number)	16	Depth of credit information index (0–6)	5		
Time (days)	208	✓ Public registry coverage (% of adults)	16.0	<b>Enforcing contracts</b> (rank)	47
Cost (% of income per capita)	249.4	Private bureau coverage (% of adults)	32.3	Procedures (number)	37
				Time (days)	409
<b>Getting electricity</b> (rank)	114	<b>Protecting investors</b> (rank)	138	Cost (% of claim)	26.8
Procedures (number)	6	Extent of disclosure index (0–10)	1		
Time (days)	55	Extent of director liability index (0–10)	5	<b>Resolving insolvency</b> (rank)	84
Cost (% of income per capita)	1,082.5	Ease of shareholder suits index (0–10)	6	Time (years)	2.2
		Strength of investor protection index (0–10)	4.0	Cost (% of estate)	15
				Recovery rate (cents on the dollar)	34.9
		<b>Paying taxes</b> (rank)	163		
		Payments (number per year)	42		
		Time (hours per year)	207		
		Total tax rate (% of profit)	64.9		

<b>NIGER</b>		Sub-Saharan Africa	GNI per capita (US\$)	370	
Ease of doing business (rank)	176	Low income	Population (m)	17.2	
<b>Starting a business</b> (rank)	159	<b>Registering property</b> (rank)	80	<b>Trading across borders</b> (rank)	178
Procedures (number)	6	Procedures (number)	4	Documents to export (number)	8
Time (days)	17	Time (days)	35	Time to export (days)	57
Cost (% of income per capita)	80.1	Cost (% of property value)	9.0	Cost to export (US\$ per container)	4,475
Minimum capital (% of income per capita)	527.8			Documents to import (number)	10
		<b>Getting credit</b> (rank)	130	Time to import (days)	62
<b>Dealing with construction permits</b> (rank)	164	Strength of legal rights index (0–10)	6	Cost to import (US\$ per container)	4,500
Procedures (number)	12	Depth of credit information index (0–6)	1		
Time (days)	326	Public registry coverage (% of adults)	1.0	<b>Enforcing contracts</b> (rank)	143
Cost (% of income per capita)	1,486.1	Private bureau coverage (% of adults)	0.0	Procedures (number)	39
				Time (days)	545
<b>Getting electricity</b> (rank)	123	<b>Protecting investors</b> (rank)	157	Cost (% of claim)	59.6
Procedures (number)	4	Extent of disclosure index (0–10)	6		
Time (days)	115	Extent of director liability index (0–10)	1	<b>Resolving insolvency</b> (rank)	154
Cost (% of income per capita)	6,936.4	Ease of shareholder suits index (0–10)	3	Time (years)	5.0
		Strength of investor protection index (0–10)	3.3	Cost (% of estate)	18
				Recovery rate (cents on the dollar)	14.9
		<b>Paying taxes</b> (rank)	162		
		Payments (number per year)	41		
		Time (hours per year)	270		
		Total tax rate (% of profit)	48.0		

<b>NIGERIA</b>		Sub-Saharan Africa	GNI per capita (US\$)	1,430	
Ease of doing business (rank)	147	Lower middle income	Population (m)	168.8	
<b>Starting a business</b> (rank)	122	<b>Registering property</b> (rank)	185	<b>Trading across borders</b> (rank)	158
Procedures (number)	8	Procedures (number)	13	Documents to export (number)	9
Time (days)	28	Time (days)	77	Time to export (days)	22
Cost (% of income per capita)	58.3	Cost (% of property value)	20.8	Cost to export (US\$ per container)	1,380
Minimum capital (% of income per capita)	0.0			Documents to import (number)	13
		<b>Getting credit</b> (rank)	13	Time to import (days)	33
<b>Dealing with construction permits</b> (rank)	151	Strength of legal rights index (0–10)	9	Cost to import (US\$ per container)	1,695
Procedures (number)	18	Depth of credit information index (0–6)	5		
Time (days)	116	Public registry coverage (% of adults)	0.1	<b>Enforcing contracts</b> (rank)	136
Cost (% of income per capita)	3,504.8	Private bureau coverage (% of adults)	4.9	Procedures (number)	40
				Time (days)	447
<b>Getting electricity</b> (rank)	185	<b>Protecting investors</b> (rank)	68	Cost (% of claim)	92.0
Procedures (number)	8	Extent of disclosure index (0–10)	5		
Time (days)	260	Extent of director liability index (0–10)	7	<b>Resolving insolvency</b> (rank)	107
Cost (% of income per capita)	960.5	Ease of shareholder suits index (0–10)	5	Time (years)	2.0
		Strength of investor protection index (0–10)	5.7	Cost (% of estate)	22
				Recovery rate (cents on the dollar)	27.9
		<b>Paying taxes</b> (rank)	170		
		Payments (number per year)	47		
		Time (hours per year)	956		
		Total tax rate (% of profit)	33.8		

<b>NORWAY</b>		OECD high income	GNI per capita (US\$)	98,860	
Ease of doing business (rank)	9	High income	Population (m)	5.0	
<b>Starting a business</b> (rank)	53	<b>Registering property</b> (rank)	10	<b>Trading across borders</b> (rank)	26
Procedures (number)	5	Procedures (number)	1	Documents to export (number)	4
Time (days)	7	Time (days)	3	Time to export (days)	8
Cost (% of income per capita)	1.6	Cost (% of property value)	2.5	Cost to export (US\$ per container)	1,225
Minimum capital (% of income per capita)	5.1			Documents to import (number)	5

Note: Most indicator sets refer to a case scenario in an economy's largest business city. For more details, see the data notes.

✓ Reform making it easier to do business ✗ Reform making it more difficult to do business

<b>Dealing with construction permits</b> (rank)	28	<b>Getting credit</b> (rank)	73	Time to import (days)	7
Procedures (number)	10	Strength of legal rights index (0–10)	6	Cost to import (US\$ per container)	1,100
Time (days)	136	Depth of credit information index (0–6)	4		
Cost (% of income per capita)	28.6	Public registry coverage (% of adults)	0.0	<b>Enforcing contracts</b> (rank)	4
		Private bureau coverage (% of adults)	100.0	Procedures (number)	34
<b>Getting electricity</b> (rank)	17	<b>Protecting investors</b> (rank)	22	Time (days)	280
Procedures (number)	4	Extent of disclosure index (0–10)	7	Cost (% of claim)	9.9
Time (days)	66	Extent of director liability index (0–10)	6	<b>Resolving insolvency</b> (rank)	2
Cost (% of income per capita)	12.1	Ease of shareholder suits index (0–10)	7	Time (years)	0.9
		Strength of investor protection index (0–10)	6.7	Cost (% of estate)	1
				Recovery rate (cents on the dollar)	91.3
		<b>Paying taxes</b> (rank)	17		
		Payments (number per year)	4		
		Time (hours per year)	83		
		Total tax rate (% of profit)	40.7		
<b>OMAN</b>					
Ease of doing business (rank)	47	Middle East & North Africa		GNI per capita (US\$)	24,765
<b>Starting a business</b> (rank)	77	High income		Population (m)	3.3
Procedures (number)	5	<b>Registering property</b> (rank)	21	<b>Trading across borders</b> (rank)	47
Time (days)	8	Procedures (number)	2	Documents to export (number)	7
Cost (% of income per capita)	2.4	Time (days)	16	Time to export (days)	10
Minimum capital (% of income per capita)	209.8	Cost (% of property value)	3.0	Cost to export (US\$ per container)	745
		<b>Getting credit</b> (rank)	86	Documents to import (number)	8
<b>Dealing with construction permits</b> (rank)	69	Strength of legal rights index (0–10)	4	Time to import (days)	9
Procedures (number)	13	Depth of credit information index (0–6)	5	Cost to import (US\$ per container)	680
Time (days)	174	Public registry coverage (% of adults)	21.0	<b>Enforcing contracts</b> (rank)	107
Cost (% of income per capita)	35.3	Private bureau coverage (% of adults)	0.0	Procedures (number)	51
		<b>Protecting investors</b> (rank)	98	Time (days)	598
<b>Getting electricity</b> (rank)	58	Extent of disclosure index (0–10)	8	Cost (% of claim)	13.5
Procedures (number)	6	Extent of director liability index (0–10)	5	<b>Resolving insolvency</b> (rank)	72
Time (days)	62	Ease of shareholder suits index (0–10)	2	Time (years)	4.0
Cost (% of income per capita)	49.7	Strength of investor protection index (0–10)	5.0	Cost (% of estate)	4
				Recovery rate (cents on the dollar)	37.3
		<b>Paying taxes</b> (rank)	9		
		Payments (number per year)	14		
		Time (hours per year)	68		
		Total tax rate (% of profit)	22.0		
<b>PAKISTAN</b>					
Ease of doing business (rank)	110	South Asia		GNI per capita (US\$)	1,260
<b>Starting a business</b> (rank)	105	Lower middle income		Population (m)	179.2
Procedures (number)	10	<b>Registering property</b> (rank)	125	<b>Trading across borders</b> (rank)	91
Time (days)	21	Procedures (number)	6	Documents to export (number)	8
Cost (% of income per capita)	10.4	Time (days)	50	Time to export (days)	21
Minimum capital (% of income per capita)	0.0	Cost (% of property value)	7.7	Cost to export (US\$ per container)	660
		<b>Getting credit</b> (rank)	73	Documents to import (number)	8
<b>Dealing with construction permits</b> (rank)	109	Strength of legal rights index (0–10)	6	Time to import (days)	18
Procedures (number)	11	Depth of credit information index (0–6)	4	Cost to import (US\$ per container)	725
Time (days)	222	Public registry coverage (% of adults)	8.0	<b>Enforcing contracts</b> (rank)	158
Cost (% of income per capita)	190.4	Private bureau coverage (% of adults)	2.1	Procedures (number)	46
		<b>Protecting investors</b> (rank)	34	Time (days)	976
<b>Getting electricity</b> (rank)	175	Extent of disclosure index (0–10)	6	Cost (% of claim)	23.8
Procedures (number)	6	Extent of director liability index (0–10)	6	<b>Resolving insolvency</b> (rank)	71
Time (days)	206	Ease of shareholder suits index (0–10)	7	Time (years)	2.8
Cost (% of income per capita)	1,600.9	Strength of investor protection index (0–10)	6.3	Cost (% of estate)	4
				Recovery rate (cents on the dollar)	37.7
		<b>Paying taxes</b> (rank)	166		
		Payments (number per year)	47		
		Time (hours per year)	577		
		Total tax rate (% of profit)	34.7		
<b>PALAU</b>					
Ease of doing business (rank)	100	East Asia & Pacific		GNI per capita (US\$)	9,860
<b>Starting a business</b> (rank)	129	Upper middle income		Population (m)	0.0
Procedures (number)	8	<b>Registering property</b> (rank)	20	<b>Trading across borders</b> (rank)	96
Time (days)	28	Procedures (number)	5	Documents to export (number)	5
Cost (% of income per capita)	3.8	Time (days)	14	Time to export (days)	26
		Cost (% of property value)	0.3	Cost to export (US\$ per container)	720

Note: Most indicator sets refer to a case scenario in an economy's largest business city. For more details, see the data notes.

		✓ Reform making it easier to do business	✗ Reform making it more difficult to do business		
Minimum capital (% of income per capita)	10.1		Documents to import (number)	9	
✓ <b>Dealing with construction permits</b> (rank)	45	✓ <b>Getting credit</b> (rank)	86	Time to import (days)	31
Procedures (number)	22	✓ Strength of legal rights index (0–10)	9	Cost to import (US\$ per container)	680
Time (days)	93	Depth of credit information index (0–6)	0		
Cost (% of income per capita)	5.6	Public registry coverage (% of adults)	0.0	<b>Enforcing contracts</b> (rank)	141
		Private bureau coverage (% of adults)	0.0	Procedures (number)	37
<b>Getting electricity</b> (rank)	78	<b>Protecting investors</b> (rank)	178	Time (days)	810
Procedures (number)	5	Extent of disclosure index (0–10)	0	Cost (% of claim)	35.3
Time (days)	125	Extent of director liability index (0–10)	0		
Cost (% of income per capita)	99.5	Ease of shareholder suits index (0–10)	8	<b>Resolving insolvency</b> (rank)	96
		Strength of investor protection index (0–10)	2.7	Time (years)	2.0
		✓ <b>Paying taxes</b> (rank)	84	Cost (% of estate)	23
		Payments (number per year)	11	Recovery rate (cents on the dollar)	31.0
		Time (hours per year)	142		
		Total tax rate (% of profit)	75.2		

<b>PANAMA</b>		Latin America & Caribbean	GNI per capita (US\$)	9,910	
Ease of doing business (rank)	55	✓ Upper middle income	Population (m)	3.8	
<b>Starting a business</b> (rank)	25	<b>Registering property</b> (rank)	74	<b>Trading across borders</b> (rank)	11
Procedures (number)	5	Procedures (number)	7	Documents to export (number)	3
Time (days)	6	Time (days)	29.5	Time to export (days)	10
Cost (% of income per capita)	7.2	Cost (% of property value)	2.3	Cost to export (US\$ per container)	625
Minimum capital (% of income per capita)	0.0			Documents to import (number)	3
		<b>Getting credit</b> (rank)	55	Time to import (days)	9
<b>Dealing with construction permits</b> (rank)	62	Strength of legal rights index (0–10)	5	Cost to import (US\$ per container)	965
Procedures (number)	16	Depth of credit information index (0–6)	6		
Time (days)	99.5	Public registry coverage (% of adults)	0.0	<b>Enforcing contracts</b> (rank)	127
Cost (% of income per capita)	66.0	Private bureau coverage (% of adults)	60.8	Procedures (number)	32
		<b>Protecting investors</b> (rank)	80	Time (days)	686
<b>Getting electricity</b> (rank)	16	Extent of disclosure index (0–10)	4	Cost (% of claim)	50.0
Procedures (number)	5	Extent of director liability index (0–10)	4		
Time (days)	35	Ease of shareholder suits index (0–10)	8	<b>Resolving insolvency</b> (rank)	112
Cost (% of income per capita)	10.3	Strength of investor protection index (0–10)	5.3	Time (years)	2.5
				Cost (% of estate)	25
		<b>Paying taxes</b> (rank)	175	Recovery rate (cents on the dollar)	27.5
		Payments (number per year)	52		
		Time (hours per year)	417		
		Total tax rate (% of profit)	40.5		

<b>PAPUA NEW GUINEA</b>		East Asia & Pacific	GNI per capita (US\$)	1,790	
Ease of doing business (rank)	113	Lower middle income	Population (m)	7.2	
<b>Starting a business</b> (rank)	101	<b>Registering property</b> (rank)	87	<b>Trading across borders</b> (rank)	134
Procedures (number)	6	Procedures (number)	4	Documents to export (number)	7
Time (days)	53	Time (days)	72	Time to export (days)	23
Cost (% of income per capita)	13.0	Cost (% of property value)	5.1	Cost to export (US\$ per container)	1,149
Minimum capital (% of income per capita)	0.0			Documents to import (number)	9
		<b>Getting credit</b> (rank)	86	Time to import (days)	32
<b>Dealing with construction permits</b> (rank)	165	Strength of legal rights index (0–10)	5	Cost to import (US\$ per container)	1,250
Procedures (number)	21	Depth of credit information index (0–6)	4		
Time (days)	219	Public registry coverage (% of adults)	0.0	<b>Enforcing contracts</b> (rank)	168
Cost (% of income per capita)	110.0	Private bureau coverage (% of adults)	2.8	Procedures (number)	42
		<b>Protecting investors</b> (rank)	68	Time (days)	591
<b>Getting electricity</b> (rank)	24	Extent of disclosure index (0–10)	4	Cost (% of claim)	110.3
Procedures (number)	4	Extent of director liability index (0–10)	5		
Time (days)	66	Ease of shareholder suits index (0–10)	8	<b>Resolving insolvency</b> (rank)	128
Cost (% of income per capita)	57.5	Strength of investor protection index (0–10)	5.7	Time (years)	3.0
				Cost (% of estate)	23
		<b>Paying taxes</b> (rank)	116	Recovery rate (cents on the dollar)	23.5
		Payments (number per year)	32		
		Time (hours per year)	207		
		Total tax rate (% of profit)	42.1		

<b>PARAGUAY</b>		Latin America & Caribbean	GNI per capita (US\$)	3,290	
Ease of doing business (rank)	109	✓ Lower middle income	Population (m)	6.7	
<b>Starting a business</b> (rank)	113	<b>Registering property</b> (rank)	71	<b>Trading across borders</b> (rank)	154
Procedures (number)	7	Procedures (number)	6	Documents to export (number)	7
Time (days)	35	Time (days)	46	Time to export (days)	29
Cost (% of income per capita)	44.2	Cost (% of property value)	1.9	Cost to export (US\$ per container)	1,850

Note: Most indicator sets refer to a case scenario in an economy's largest business city. For more details, see the data notes.



✓ Reform making it easier to do business    ✗ Reform making it more difficult to do business

Minimum capital (% of income per capita)	0.0			Documents to import (number)	9
<b>Dealing with construction permits</b> (rank)	71	<b>Getting credit</b> (rank)	86	Time to import (days)	30
Procedures (number)	12	Strength of legal rights index (0–10)	3	Cost to import (US\$ per container)	2,275
Time (days)	137	Depth of credit information index (0–6)	6	<b>Enforcing contracts</b> (rank)	102
Cost (% of income per capita)	195.4	Public registry coverage (% of adults)	20.9	Procedures (number)	38
		Private bureau coverage (% of adults)	46.5	Time (days)	591
<b>Getting electricity</b> (rank)	50	<b>Protecting investors</b> (rank)	68	Cost (% of claim)	30.0
Procedures (number)	5	Extent of disclosure index (0–10)	6	<b>Resolving insolvency</b> (rank)	152
Time (days)	67	Extent of director liability index (0–10)	5	Time (years)	3.9
Cost (% of income per capita)	202.6	Ease of shareholder suits index (0–10)	6	Cost (% of estate)	9
		Strength of investor protection index (0–10)	5.7	Recovery rate (cents on the dollar)	15.2
		<b>Paying taxes</b> (rank)	125		
		Payments (number per year)	28		
		Time (hours per year)	384		
		Total tax rate (% of profit)	35.0		
<b>PERU</b>					
Ease of doing business (rank)	42	Latin America & Caribbean		GNI per capita (US\$)	5,880
<b>Starting a business</b> (rank)	63	Upper middle income		Population (m)	30.0
Procedures (number)	5	<b>Registering property</b> (rank)	22	<b>Trading across borders</b> (rank)	55
Time (days)	25	Procedures (number)	4	Documents to export (number)	5
Cost (% of income per capita)	10.1	Time (days)	6.5	Time to export (days)	12
Minimum capital (% of income per capita)	0.0	Cost (% of property value)	3.3	Cost to export (US\$ per container)	890
		<b>Getting credit</b> (rank)	28	Documents to import (number)	7
<b>Dealing with construction permits</b> (rank)	117	Strength of legal rights index (0–10)	7	Time to import (days)	17
Procedures (number)	14	Depth of credit information index (0–6)	6	Cost to import (US\$ per container)	1,010
Time (days)	173	Public registry coverage (% of adults)	31.7	<b>Enforcing contracts</b> (rank)	105
Cost (% of income per capita)	109.3	Private bureau coverage (% of adults)	41.5	Procedures (number)	41
		✓ <b>Protecting investors</b> (rank)	16	Time (days)	426
<b>Getting electricity</b> (rank)	79	Extent of disclosure index (0–10)	9	Cost (% of claim)	35.7
✓ Procedures (number)	5	Extent of director liability index (0–10)	6	<b>Resolving insolvency</b> (rank)	110
Time (days)	100	Ease of shareholder suits index (0–10)	6	Time (years)	3.1
Cost (% of income per capita)	353.7	Strength of investor protection index (0–10)	7.0	Cost (% of estate)	7
		<b>Paying taxes</b> (rank)	73	Recovery rate (cents on the dollar)	27.7
		Payments (number per year)	9		
		Time (hours per year)	293		
		Total tax rate (% of profit)	36.4		
<b>PHILIPPINES</b>					
Ease of doing business (rank)	108	East Asia & Pacific		GNI per capita (US\$)	2,470
<b>Starting a business</b> (rank)	170	✓ Lower middle income		Population (m)	96.7
Procedures (number)	15	<b>Registering property</b> (rank)	121	<b>Trading across borders</b> (rank)	42
Time (days)	35	Procedures (number)	8	Documents to export (number)	6
Cost (% of income per capita)	18.7	Time (days)	39	Time to export (days)	15
Minimum capital (% of income per capita)	4.6	Cost (% of property value)	4.8	Cost to export (US\$ per container)	585
✓ <b>Dealing with construction permits</b> (rank)	99	<b>Getting credit</b> (rank)	86	Documents to import (number)	7
Procedures (number)	25	Strength of legal rights index (0–10)	4	Time to import (days)	14
Time (days)	77	Depth of credit information index (0–6)	5	Cost to import (US\$ per container)	660
Cost (% of income per capita)	79.4	Public registry coverage (% of adults)	0.0	<b>Enforcing contracts</b> (rank)	114
		Private bureau coverage (% of adults)	9.3	Procedures (number)	37
<b>Getting electricity</b> (rank)	33	<b>Protecting investors</b> (rank)	128	Time (days)	842
✓ Procedures (number)	5	Extent of disclosure index (0–10)	2	Cost (% of claim)	26.0
Time (days)	42	Extent of director liability index (0–10)	3	<b>Resolving insolvency</b> (rank)	100
Cost (% of income per capita)	118.2	Ease of shareholder suits index (0–10)	8	Time (years)	2.7
		Strength of investor protection index (0–10)	4.3	Cost (% of estate)	22
		<b>Paying taxes</b> (rank)	131	Recovery rate (cents on the dollar)	29.9
		Payments (number per year)	36		
		Time (hours per year)	193		
		Total tax rate (% of profit)	44.5		
<b>POLAND</b>					
Ease of doing business (rank)	45	OECD high income		GNI per capita (US\$)	12,670
<b>Starting a business</b> (rank)	116	High income		Population (m)	38.5
Procedures (number)	4	<b>Registering property</b> (rank)	54	<b>Trading across borders</b> (rank)	49
Time (days)	30	Procedures (number)	6	Documents to export (number)	5
		Time (days)	35	Time to export (days)	17

Note: Most indicator sets refer to a case scenario in an economy's largest business city. For more details, see the data notes.

✓ Reform making it easier to do business    ✗ Reform making it more difficult to do business

Cost (% of income per capita)	14.3	Cost (% of property value)	0.4	Cost to export (US\$ per container)	1,050
Minimum capital (% of income per capita)	12.6			Documents to import (number)	4
✓ <b>Dealing with construction permits</b> (rank)	88	<b>Getting credit</b> (rank)	3	Time to import (days)	14
Procedures (number)	18	Strength of legal rights index (0–10)	9	Cost to import (US\$ per container)	1,025
Time (days)	161	Depth of credit information index (0–6)	6		
Cost (% of income per capita)	10.6	Public registry coverage (% of adults)	0.0	<b>Enforcing contracts</b> (rank)	55
		Private bureau coverage (% of adults)	82.8	Procedures (number)	33
				Time (days)	685
<b>Getting electricity</b> (rank)	137	<b>Protecting investors</b> (rank)	52	Cost (% of claim)	19.0
Procedures (number)	6	Extent of disclosure index (0–10)	7		
Time (days)	161	Extent of director liability index (0–10)	2	<b>Resolving insolvency</b> (rank)	37
Cost (% of income per capita)	205.2	Ease of shareholder suits index (0–10)	9	Time (years)	3.0
		Strength of investor protection index (0–10)	6.0	Cost (% of estate)	15
				Recovery rate (cents on the dollar)	54.8
		<b>Paying taxes</b> (rank)	113		
		Payments (number per year)	18		
		Time (hours per year)	286		
		Total tax rate (% of profit)	41.6		

PORTUGAL		OECD high income	GNI per capita (US\$)	20,580	
Ease of doing business (rank)	31	High income	Population (m)	10.5	
<b>Starting a business</b> (rank)	32	<b>Registering property</b> (rank)	30	<b>Trading across borders</b> (rank)	25
Procedures (number)	3	Procedures (number)	1	Documents to export (number)	4
Time (days)	2.5	Time (days)	1	Time to export (days)	15
Cost (% of income per capita)	2.4	Cost (% of property value)	7.3	Cost to export (US\$ per container)	780
Minimum capital (% of income per capita)	0.0			Documents to import (number)	4
		<b>Getting credit</b> (rank)	109	Time to import (days)	13
<b>Dealing with construction permits</b> (rank)	76	Strength of legal rights index (0–10)	3	Cost to import (US\$ per container)	925
Procedures (number)	13	Depth of credit information index (0–6)	5		
Time (days)	99	Public registry coverage (% of adults)	100.0	<b>Enforcing contracts</b> (rank)	24
Cost (% of income per capita)	374.9	Private bureau coverage (% of adults)	23.2	Procedures (number)	34
				Time (days)	547
<b>Getting electricity</b> (rank)	36	<b>Protecting investors</b> (rank)	52	Cost (% of claim)	13.0
Procedures (number)	5	Extent of disclosure index (0–10)	6		
Time (days)	64	Extent of director liability index (0–10)	5	<b>Resolving insolvency</b> (rank)	23
Cost (% of income per capita)	53.6	Ease of shareholder suits index (0–10)	7	Time (years)	2.0
		Strength of investor protection index (0–10)	6.0	Cost (% of estate)	9
				Recovery rate (cents on the dollar)	71.6
		<b>Paying taxes</b> (rank)	81		
		Payments (number per year)	8		
		Time (hours per year)	275		
		Total tax rate (% of profit)	42.3		

PUERTO RICO (U.S.)		Latin America & Caribbean	GNI per capita (US\$)	18,000	
Ease of doing business (rank)	40	High income	Population (m)	3.7	
<b>Starting a business</b> (rank)	18	<b>Registering property</b> (rank)	131	<b>Trading across borders</b> (rank)	87
Procedures (number)	6	Procedures (number)	8	Documents to export (number)	5
Time (days)	6	Time (days)	193.5	Time to export (days)	15
Cost (% of income per capita)	0.9	Cost (% of property value)	0.9	Cost to export (US\$ per container)	1,300
Minimum capital (% of income per capita)	0.0			Documents to import (number)	8
		<b>Getting credit</b> (rank)	13	Time to import (days)	15
<b>Dealing with construction permits</b> (rank)	172	Strength of legal rights index (0–10)	9	Cost to import (US\$ per container)	1,350
Procedures (number)	18	Depth of credit information index (0–6)	5		
Time (days)	189	Public registry coverage (% of adults)	0.0	<b>Enforcing contracts</b> (rank)	101
Cost (% of income per capita)	354.4	Private bureau coverage (% of adults)	100.0	Procedures (number)	39
				Time (days)	620
<b>Getting electricity</b> (rank)	38	<b>Protecting investors</b> (rank)	16	Cost (% of claim)	25.6
Procedures (number)	5	Extent of disclosure index (0–10)	7		
Time (days)	32	Extent of director liability index (0–10)	6	<b>Resolving insolvency</b> (rank)	21
Cost (% of income per capita)	376.7	Ease of shareholder suits index (0–10)	8	Time (years)	2.5
		Strength of investor protection index (0–10)	7.0	Cost (% of estate)	8
				Recovery rate (cents on the dollar)	73.4
		<b>Paying taxes</b> (rank)	110		
		Payments (number per year)	16		
		Time (hours per year)	218		
		Total tax rate (% of profit)	50.7		

QATAR		✓ Middle East & North Africa	GNI per capita (US\$)	78,720	
Ease of doing business (rank)	48	High income	Population (m)	2.1	
<b>Starting a business</b> (rank)	112	<b>Registering property</b> (rank)	43	<b>Trading across borders</b> (rank)	67
Procedures (number)	8	Procedures (number)	7	Documents to export (number)	5
Time (days)	8.5	Time (days)	13	Time to export (days)	17

Note: Most indicator sets refer to a case scenario in an economy's largest business city. For more details, see the data notes.

		✓ Reform making it easier to do business	✗ Reform making it more difficult to do business
Cost (% of income per capita)	5.1	Cost (% of property value)	0.3
Minimum capital (% of income per capita)	62.0		Cost to export (US\$ per container)
✓ <b>Dealing with construction permits</b> (rank)	23	<b>Getting credit</b> (rank)	130
Procedures (number)	17	Strength of legal rights index (0–10)	3
Time (days)	62.5	Depth of credit information index (0–6)	4
Cost (% of income per capita)	1.1	Public registry coverage (% of adults)	22.7
		Private bureau coverage (% of adults)	0.0
<b>Getting electricity</b> (rank)	27	<b>Protecting investors</b> (rank)	128
Procedures (number)	4	Extent of disclosure index (0–10)	5
Time (days)	90	Extent of director liability index (0–10)	6
Cost (% of income per capita)	4.0	Ease of shareholder suits index (0–10)	2
		Strength of investor protection index (0–10)	4.3
		<b>Paying taxes</b> (rank)	2
		Payments (number per year)	4
		Time (hours per year)	41
		Total tax rate (% of profit)	11.3
			Cost to import (US\$ per container)
			Documents to import (number)
			Time to import (days)
			Cost to import (US\$ per container)
			1,033
			<b>Enforcing contracts</b> (rank)
			Procedures (number)
			Time (days)
			Cost (% of claim)
			21.6
			✓ <b>Resolving insolvency</b> (rank)
			Time (years)
			2.8
			Cost (% of estate)
			22
			Recovery rate (cents on the dollar)
			55.6
<b>ROMANIA</b>			
Ease of doing business (rank)	73	✓ Europe & Central Asia	GNI per capita (US\$)
<b>Starting a business</b> (rank)	60	Upper middle income	8,420
Procedures (number)	5	<b>Registering property</b> (rank)	70
Time (days)	8.5	Procedures (number)	8
Cost (% of income per capita)	2.4	Time (days)	20
Minimum capital (% of income per capita)	0.7	Cost (% of property value)	1.6
✓ <b>Dealing with construction permits</b> (rank)	136	✓ <b>Getting credit</b> (rank)	13
Procedures (number)	15	Strength of legal rights index (0–10)	9
Time (days)	287	Depth of credit information index (0–6)	5
Cost (% of income per capita)	71.2	Public registry coverage (% of adults)	11.8
		Private bureau coverage (% of adults)	46.9
✓ <b>Getting electricity</b> (rank)	174	<b>Protecting investors</b> (rank)	52
Procedures (number)	7	Extent of disclosure index (0–10)	9
Time (days)	223	Extent of director liability index (0–10)	5
Cost (% of income per capita)	534.0	Ease of shareholder suits index (0–10)	4
		Strength of investor protection index (0–10)	6.0
		<b>Paying taxes</b> (rank)	134
		Payments (number per year)	39
		Time (hours per year)	200
		Total tax rate (% of profit)	42.9
			Population (m)
			21.3
			<b>Trading across borders</b> (rank)
			Procedures to export (number)
			Time to export (days)
			Cost to export (US\$ per container)
			Documents to import (number)
			Time to import (days)
			Cost to import (US\$ per container)
			1,485
			6
			13
			53
			32
			512
			28.9
			<b>Resolving insolvency</b> (rank)
			Time (years)
			3.3
			Cost (% of estate)
			11
			Recovery rate (cents on the dollar)
			30.0
<b>RUSSIAN FEDERATION</b>			
Ease of doing business (rank)	92	Europe & Central Asia	GNI per capita (US\$)
<b>Starting a business</b> (rank)	88	High income	12,700
Procedures (number)	7	<b>Registering property</b> (rank)	17
Time (days)	15	Procedures (number)	4
Cost (% of income per capita)	1.3	Time (days)	22
Minimum capital (% of income per capita)	1.2	Cost (% of property value)	0.1
✓ <b>Dealing with construction permits</b> (rank)	178	✓ <b>Getting credit</b> (rank)	109
Procedures (number)	36	Strength of legal rights index (0–10)	3
Time (days)	297	Depth of credit information index (0–6)	5
Cost (% of income per capita)	89.0	Public registry coverage (% of adults)	0.0
		Private bureau coverage (% of adults)	59.2
✓ <b>Getting electricity</b> (rank)	117	<b>Protecting investors</b> (rank)	115
Procedures (number)	5	Extent of disclosure index (0–10)	6
Time (days)	162	Extent of director liability index (0–10)	2
Cost (% of income per capita)	293.8	Ease of shareholder suits index (0–10)	6
		Strength of investor protection index (0–10)	4.7
		✓ <b>Paying taxes</b> (rank)	56
		Payments (number per year)	7
		Time (hours per year)	177
		Total tax rate (% of profit)	50.7
			Cost to import (US\$ per container)
			2,810
			<b>Enforcing contracts</b> (rank)
			Procedures (number)
			Time (days)
			Cost (% of claim)
			13.4
			<b>Resolving insolvency</b> (rank)
			Time (years)
			2.0
			Cost (% of estate)
			9
			Recovery rate (cents on the dollar)
			42.8
<b>RWANDA</b>			
Ease of doing business (rank)	32	✓ Sub-Saharan Africa	GNI per capita (US\$)
<b>Starting a business</b> (rank)	9	Low income	560
Procedures (number)	2	<b>Registering property</b> (rank)	8
		Procedures (number)	3
			Population (m)
			11.5
			<b>Trading across borders</b> (rank)
			Documents to export (number)
			7

Note: Most indicator sets refer to a case scenario in an economy's largest business city. For more details, see the data notes.

✓ Reform making it easier to do business    ✗ Reform making it more difficult to do business

Time (days)	2	Time (days)	12	Time to export (days)	26
Cost (% of income per capita)	4.4	Cost (% of property value)	0.2	Cost to export (US\$ per container)	3,245
Minimum capital (% of income per capita)	0.0			Documents to import (number)	9
<b>Dealing with construction permits</b> (rank)	85	<b>Getting credit</b> (rank)	13	Time to import (days)	30
Procedures (number)	13	Strength of legal rights index (0–10)	8	Cost to import (US\$ per container)	4,990
Time (days)	104	Depth of credit information index (0–6)	6		
Cost (% of income per capita)	375.7	Public registry coverage (% of adults)	2.1	<b>Enforcing contracts</b> (rank)	40
		Private bureau coverage (% of adults)	13.0	Procedures (number)	23
				Time (days)	230
<b>Getting electricity</b> (rank)	53	<b>Protecting investors</b> (rank)	22	Cost (% of claim)	78.7
Procedures (number)	4	Extent of disclosure index (0–10)	7		
Time (days)	30	Extent of director liability index (0–10)	9	<b>Resolving insolvency</b> (rank)	137
Cost (% of income per capita)	4,018.7	Ease of shareholder suits index (0–10)	4	Time (years)	2.5
		Strength of investor protection index (0–10)	6.7	Cost (% of estate)	29
				Recovery rate (cents on the dollar)	19.0
		<b>Paying taxes</b> (rank)	22		
		Payments (number per year)	17		
		Time (hours per year)	113		
		Total tax rate (% of profit)	29.9		

### SAMOA

Ease of doing business (rank)	61	East Asia & Pacific		GNI per capita (US\$)	3,220
<b>Starting a business</b> (rank)	33	Lower middle income		Population (m)	0.2
Procedures (number)	4	<b>Registering property</b> (rank)	39	<b>Trading across borders</b> (rank)	58
Time (days)	9	Procedures (number)	5	Documents to export (number)	5
Cost (% of income per capita)	9.6	Time (days)	15	Time to export (days)	22
Minimum capital (% of income per capita)	0.0	Cost (% of property value)	3.7	Cost to export (US\$ per container)	490
				Documents to import (number)	6
<b>Dealing with construction permits</b> (rank)	73	<b>Getting credit</b> (rank)	130	Time to import (days)	28
Procedures (number)	21	Strength of legal rights index (0–10)	7	Cost to import (US\$ per container)	575
Time (days)	87	Depth of credit information index (0–6)	0		
Cost (% of income per capita)	58.6	Public registry coverage (% of adults)	0.0	<b>Enforcing contracts</b> (rank)	77
		Private bureau coverage (% of adults)	0.0	Procedures (number)	44
				Time (days)	455
<b>Getting electricity</b> (rank)	37	<b>Protecting investors</b> (rank)	34	Cost (% of claim)	19.7
Procedures (number)	4	Extent of disclosure index (0–10)	5		
Time (days)	34	Extent of director liability index (0–10)	6	<b>Resolving insolvency</b> (rank)	139
Cost (% of income per capita)	783.6	Ease of shareholder suits index (0–10)	8	Time (years)	2.0
		Strength of investor protection index (0–10)	6.3	Cost (% of estate)	38
				Recovery rate (cents on the dollar)	18.2
		<b>Paying taxes</b> (rank)	86		
		Payments (number per year)	37		
		Time (hours per year)	224		
		Total tax rate (% of profit)	18.9		

### SAN MARINO

Ease of doing business (rank)	81	Europe & Central Asia		GNI per capita (US\$)	59,366
<b>Starting a business</b> (rank)	155	High income		Population (m)	0.0
Procedures (number)	8	<b>Registering property</b> (rank)	158	<b>Trading across borders</b> (rank)	75
Time (days)	40	Procedures (number)	9	Documents to export (number)	4
Cost (% of income per capita)	8.7	Time (days)	42.5	Time to export (days)	15
Minimum capital (% of income per capita)	28.5	Cost (% of property value)	6.6	Cost to export (US\$ per container)	1,900
				Documents to import (number)	4
<b>Dealing with construction permits</b> (rank)	120	<b>Getting credit</b> (rank)	186	Time to import (days)	13
Procedures (number)	14	Strength of legal rights index (0–10)	2	Cost to import (US\$ per container)	1,890
Time (days)	145.5	Depth of credit information index (0–6)	0		
Cost (% of income per capita)	255.9	Public registry coverage (% of adults)	0.0	<b>Enforcing contracts</b> (rank)	34
		Private bureau coverage (% of adults)	0.0	Procedures (number)	34
				Time (days)	575
<b>Getting electricity</b> (rank)	10	<b>Protecting investors</b> (rank)	52	Cost (% of claim)	13.9
Procedures (number)	3	Extent of disclosure index (0–10)	3		
Time (days)	45	Extent of director liability index (0–10)	7	<b>Resolving insolvency</b> (rank)	49
Cost (% of income per capita)	57.1	Ease of shareholder suits index (0–10)	8	Time (years)	2.3
		Strength of investor protection index (0–10)	6.0	Cost (% of estate)	5
				Recovery rate (cents on the dollar)	46.6
		<b>Paying taxes</b> (rank)	40		
		Payments (number per year)	19		
		Time (hours per year)	52		
		Total tax rate (% of profit)	42.2		

### SÃO TOMÉ AND PRÍNCIPE

Ease of doing business (rank)	169	Sub-Saharan Africa		GNI per capita (US\$)	1,320
<b>Starting a business</b> (rank)	98	Lower middle income		Population (m)	0.2
Procedures (number)	4	<b>Registering property</b> (rank)	165	<b>Trading across borders</b> (rank)	102
		Procedures (number)	7	Documents to export (number)	8

Note: Most indicator sets refer to a case scenario in an economy's largest business city. For more details, see the data notes.

✓ Reform making it easier to do business ✗ Reform making it more difficult to do business

Time (days)	5	Time (days)	62	Time to export (days)	26
Cost (% of income per capita)	18.7	Cost (% of property value)	9.0	Cost to export (US\$ per container)	690
Minimum capital (% of income per capita)	281.2			Documents to import (number)	7
<b>Dealing with construction permits</b> (rank)	103	<b>Getting credit</b> (rank)	186	Time to import (days)	28
Procedures (number)	13	Strength of legal rights index (0–10)	2	Cost to import (US\$ per container)	577
Time (days)	118	Depth of credit information index (0–6)	0		
Cost (% of income per capita)	381.4	Public registry coverage (% of adults)	0.0	<b>Enforcing contracts</b> (rank)	183
		Private bureau coverage (% of adults)	0.0	Procedures (number)	43
<b>Getting electricity</b> (rank)	73	<b>Protecting investors</b> (rank)	157	Time (days)	1,065
Procedures (number)	4	Extent of disclosure index (0–10)	3	Cost (% of claim)	50.5
Time (days)	89	Extent of director liability index (0–10)	1	<b>Resolving insolvency</b> (rank)	166
Cost (% of income per capita)	1,049.9	Ease of shareholder suits index (0–10)	6	Time (years)	6.2
		Strength of investor protection index (0–10)	3.3	Cost (% of estate)	22
				Recovery rate (cents on the dollar)	5.4
		<b>Paying taxes</b> (rank)	156		
		Payments (number per year)	42		
		Time (hours per year)	424		
		Total tax rate (% of profit)	32.5		
<b>SAUDI ARABIA</b>					
Ease of doing business (rank)	26	Middle East & North Africa		GNI per capita (US\$)	18,030
<b>Starting a business</b> (rank)	84	High income		Population (m)	28.3
Procedures (number)	9	<b>Registering property</b> (rank)	14	<b>Trading across borders</b> (rank)	69
Time (days)	20.5	Procedures (number)	5	Documents to export (number)	5
Cost (% of income per capita)	5.0	Time (days)	8	Time to export (days)	13
Minimum capital (% of income per capita)	0.0	Cost (% of property value)	0.0	Cost to export (US\$ per container)	1,055
		✓ <b>Getting credit</b> (rank)	55	Documents to import (number)	7
<b>Dealing with construction permits</b> (rank)	17	Strength of legal rights index (0–10)	5	Time to import (days)	17
Procedures (number)	12	Depth of credit information index (0–6)	6	Cost to import (US\$ per container)	1,229
Time (days)	102	Public registry coverage (% of adults)	0.0	<b>Enforcing contracts</b> (rank)	127
Cost (% of income per capita)	24.5	Private bureau coverage (% of adults)	44.3	Procedures (number)	40
		<b>Protecting investors</b> (rank)	22	Time (days)	635
<b>Getting electricity</b> (rank)	15	Extent of disclosure index (0–10)	8	Cost (% of claim)	27.5
Procedures (number)	4	Extent of director liability index (0–10)	8	<b>Resolving insolvency</b> (rank)	106
Time (days)	61	Ease of shareholder suits index (0–10)	4	Time (years)	2.8
Cost (% of income per capita)	31.1	Strength of investor protection index (0–10)	6.7	Cost (% of estate)	22
				Recovery rate (cents on the dollar)	28.3
		<b>Paying taxes</b> (rank)	3		
		Payments (number per year)	3		
		Time (hours per year)	72		
		Total tax rate (% of profit)	14.5		
		✗			
<b>SENEGAL</b>					
Ease of doing business (rank)	178	Sub-Saharan Africa		GNI per capita (US\$)	1,040
<b>Starting a business</b> (rank)	110	Lower middle income		Population (m)	13.7
Procedures (number)	4	<b>Registering property</b> (rank)	174	<b>Trading across borders</b> (rank)	80
Time (days)	6	Procedures (number)	6	Documents to export (number)	6
Cost (% of income per capita)	64.3	Time (days)	122	Time to export (days)	12
Minimum capital (% of income per capita)	192.1	Cost (% of property value)	15.2	Cost to export (US\$ per container)	1,225
		<b>Getting credit</b> (rank)	130	Documents to import (number)	5
<b>Dealing with construction permits</b> (rank)	165	Strength of legal rights index (0–10)	6	Time to import (days)	14
Procedures (number)	14	Depth of credit information index (0–6)	1	Cost to import (US\$ per container)	1,740
Time (days)	245	Public registry coverage (% of adults)	1.0	<b>Enforcing contracts</b> (rank)	167
Cost (% of income per capita)	531.7	Private bureau coverage (% of adults)	0.0	Procedures (number)	43
		<b>Protecting investors</b> (rank)	170	Time (days)	770
<b>Getting electricity</b> (rank)	182	Extent of disclosure index (0–10)	6	Cost (% of claim)	36.4
Procedures (number)	8	Extent of director liability index (0–10)	1	<b>Resolving insolvency</b> (rank)	122
Time (days)	113	Ease of shareholder suits index (0–10)	2	Time (years)	3.0
Cost (% of income per capita)	5,918.2	Strength of investor protection index (0–10)	3.0	Cost (% of estate)	20
				Recovery rate (cents on the dollar)	25.3
		<b>Paying taxes</b> (rank)	182		
		Payments (number per year)	59		
		Time (hours per year)	644		
		Total tax rate (% of profit)	48.5		
		✗			
<b>SERBIA</b>					
Ease of doing business (rank)	93	Europe & Central Asia		GNI per capita (US\$)	5,280
<b>Starting a business</b> (rank)	45	Upper middle income		Population (m)	7.2
Procedures (number)	6	<b>Registering property</b> (rank)	44	<b>Trading across borders</b> (rank)	98
		Procedures (number)	6	Documents to export (number)	6

Note: Most indicator sets refer to a case scenario in an economy's largest business city. For more details, see the data notes.

		✓ Reform making it easier to do business	✗ Reform making it more difficult to do business
Time (days)	11.5	Time (days)	11
Cost (% of income per capita)	7.2	Cost (% of property value)	2.8
Minimum capital (% of income per capita)	0.0		
<b>Dealing with construction permits</b> (rank)	182	<b>Getting credit</b> (rank)	42
Procedures (number)	18	Strength of legal rights index (0–10)	7
Time (days)	269	Depth of credit information index (0–6)	5
Cost (% of income per capita)	1,433.5	Public registry coverage (% of adults)	0.0
		Private bureau coverage (% of adults)	100.0
<b>Getting electricity</b> (rank)	85	<b>Protecting investors</b> (rank)	80
Procedures (number)	4	Extent of disclosure index (0–10)	7
Time (days)	131	Extent of director liability index (0–10)	6
Cost (% of income per capita)	505.6	Ease of shareholder suits index (0–10)	3
		Strength of investor protection index (0–10)	5.3
		<b>Paying taxes</b> (rank)	161
		Payments (number per year)	66
		Time (hours per year)	279
		Total tax rate (% of profit)	36.8
<b>x</b>			
<b>SEYCHELLES</b>		Sub-Saharan Africa	GNI per capita (US\$)
Ease of doing business (rank)	80	Upper middle income	11,640
<b>Starting a business</b> (rank)	118	<b>Registering property</b> (rank)	69
Procedures (number)	10	Procedures (number)	4
Time (days)	39	Time (days)	33
Cost (% of income per capita)	11.1	Cost (% of property value)	7.0
Minimum capital (% of income per capita)	0.0		
<b>Dealing with construction permits</b> (rank)	68	<b>Getting credit</b> (rank)	170
Procedures (number)	17	Strength of legal rights index (0–10)	4
Time (days)	125	Depth of credit information index (0–6)	0
Cost (% of income per capita)	22.9	Public registry coverage (% of adults)	0.0
		Private bureau coverage (% of adults)	0.0
<b>Getting electricity</b> (rank)	147	<b>Protecting investors</b> (rank)	68
Procedures (number)	6	Extent of disclosure index (0–10)	4
Time (days)	137	Extent of director liability index (0–10)	8
Cost (% of income per capita)	489.3	Ease of shareholder suits index (0–10)	5
		Strength of investor protection index (0–10)	5.7
		<b>Paying taxes</b> (rank)	19
		Payments (number per year)	27
		Time (hours per year)	76
		Total tax rate (% of profit)	25.7
<b>SIERRA LEONE</b>		Sub-Saharan Africa	GNI per capita (US\$)
Ease of doing business (rank)	142	Low income	580
<b>Starting a business</b> (rank)	75	<b>Registering property</b> (rank)	170
Procedures (number)	6	Procedures (number)	7
Time (days)	12	Time (days)	67
Cost (% of income per capita)	44.1	Cost (% of property value)	10.9
Minimum capital (% of income per capita)	0.0		
<b>Dealing with construction permits</b> (rank)	176	<b>Getting credit</b> (rank)	86
Procedures (number)	19	Strength of legal rights index (0–10)	7
Time (days)	258	Depth of credit information index (0–6)	2
Cost (% of income per capita)	182.4	Public registry coverage (% of adults)	0.9
		✓ Private bureau coverage (% of adults)	0.0
<b>Getting electricity</b> (rank)	179	<b>Protecting investors</b> (rank)	22
Procedures (number)	8	Extent of disclosure index (0–10)	6
Time (days)	113	Extent of director liability index (0–10)	8
Cost (% of income per capita)	4,958.1	Ease of shareholder suits index (0–10)	6
		Strength of investor protection index (0–10)	6.7
		<b>Paying taxes</b> (rank)	128
		Payments (number per year)	33
		Time (hours per year)	353
		Total tax rate (% of profit)	32.4
<b>SINGAPORE</b>		East Asia & Pacific	GNI per capita (US\$)
Ease of doing business (rank)	1	High income	47,210
<b>Starting a business</b> (rank)	3	<b>Registering property</b> (rank)	28
Procedures (number)	3	Procedures (number)	5
		<b>Trading across borders</b> (rank)	1
		Documents to export (number)	3

Note: Most indicator sets refer to a case scenario in an economy's largest business city. For more details, see the data notes.



		✓ Reform making it easier to do business	✗ Reform making it more difficult to do business
Time (days)	2.5	Time (days)	5.5
Cost (% of income per capita)	0.6	Cost (% of property value)	2.9
✗ Minimum capital (% of income per capita)	0.0		
<b>Dealing with construction permits</b> (rank)	3	<b>Getting credit</b> (rank)	3
Procedures (number)	11	Strength of legal rights index (0–10)	10
Time (days)	26	Depth of credit information index (0–6)	5
Cost (% of income per capita)	15.7	Public registry coverage (% of adults)	0.0
		Private bureau coverage (% of adults)	60.3
<b>Getting electricity</b> (rank)	6	<b>Protecting investors</b> (rank)	2
Procedures (number)	4	Extent of disclosure index (0–10)	10
Time (days)	36	Extent of director liability index (0–10)	9
Cost (% of income per capita)	27.5	Ease of shareholder suits index (0–10)	9
		Strength of investor protection index (0–10)	9.3
		<b>Paying taxes</b> (rank)	5
		Payments (number per year)	5
		Time (hours per year)	82
		Total tax rate (% of profit)	27.1
		✗	
<b>SLOVAK REPUBLIC</b>		OECD high income	GNI per capita (US\$)
Ease of doing business (rank)	49	High income	17,170
<b>Starting a business</b> (rank)	108	<b>Registering property</b> (rank)	11
Procedures (number)	7	Procedures (number)	3
Time (days)	18.5	Time (days)	16.5
Cost (% of income per capita)	1.5	Cost (% of property value)	0.0
Minimum capital (% of income per capita)	19.3		
		<b>Getting credit</b> (rank)	42
<b>Dealing with construction permits</b> (rank)	53	Strength of legal rights index (0–10)	8
Procedures (number)	11	Depth of credit information index (0–6)	4
Time (days)	286	Public registry coverage (% of adults)	2.7
Cost (% of income per capita)	6.6	Private bureau coverage (% of adults)	61.6
✓ <b>Getting electricity</b> (rank)	65	<b>Protecting investors</b> (rank)	115
Procedures (number)	5	Extent of disclosure index (0–10)	3
Time (days)	158	Extent of director liability index (0–10)	4
Cost (% of income per capita)	10.5	Ease of shareholder suits index (0–10)	7
		Strength of investor protection index (0–10)	4.7
		<b>Paying taxes</b> (rank)	102
		Payments (number per year)	20
		Time (hours per year)	207
		Total tax rate (% of profit)	47.2
<b>SLOVENIA</b>		OECD high income	GNI per capita (US\$)
Ease of doing business (rank)	33	High income	22,710
<b>Starting a business</b> (rank)	38	<b>Registering property</b> (rank)	83
Procedures (number)	2	Procedures (number)	5
Time (days)	6	Time (days)	109.5
Cost (% of income per capita)	0.0	Cost (% of property value)	2.0
Minimum capital (% of income per capita)	44.1		
		<b>Getting credit</b> (rank)	109
<b>Dealing with construction permits</b> (rank)	59	Strength of legal rights index (0–10)	4
Procedures (number)	10	Depth of credit information index (0–6)	4
Time (days)	182	Public registry coverage (% of adults)	3.3
Cost (% of income per capita)	66.2	Private bureau coverage (% of adults)	100.0
		<b>Protecting investors</b> (rank)	14
<b>Getting electricity</b> (rank)	32	Extent of disclosure index (0–10)	5
Procedures (number)	5	Extent of director liability index (0–10)	9
Time (days)	38	Ease of shareholder suits index (0–10)	8
Cost (% of income per capita)	120.3	Strength of investor protection index (0–10)	7.3
		<b>Paying taxes</b> (rank)	54
		Payments (number per year)	11
		Time (hours per year)	260
		Total tax rate (% of profit)	32.5
<b>SOLOMON ISLANDS</b>		East Asia & Pacific	GNI per capita (US\$)
Ease of doing business (rank)	97	Lower middle income	1,130
<b>Starting a business</b> (rank)	82	<b>Registering property</b> (rank)	172
Procedures (number)	7	Procedures (number)	10
		<b>Trading across borders</b> (rank)	78
		Documents to export (number)	7

Note: Most indicator sets refer to a case scenario in an economy's largest business city. For more details, see the data notes.

✓ Reform making it easier to do business    ✗ Reform making it more difficult to do business

Time (days)	9	Time (days)	86.5	Time to export (days)	22
Cost (% of income per capita)	47.5	Cost (% of property value)	4.8	Cost to export (US\$ per container)	840
Minimum capital (% of income per capita)	0.0			Documents to import (number)	5
<b>Dealing with construction permits</b> (rank)	81	<b>Getting credit</b> (rank)	86	Time to import (days)	20
Procedures (number)	15	Strength of legal rights index (0–10)	9	Cost to import (US\$ per container)	785
Time (days)	92	Depth of credit information index (0–6)	0		
Cost (% of income per capita)	246.0	Public registry coverage (% of adults)	0.0	<b>Enforcing contracts</b> (rank)	109
		Private bureau coverage (% of adults)	0.0	Procedures (number)	37
				Time (days)	455
<b>Getting electricity</b> (rank)	130	<b>Protecting investors</b> (rank)	52	Cost (% of claim)	78.9
Procedures (number)	4	Extent of disclosure index (0–10)	3		
Time (days)	160	Extent of director liability index (0–10)	7	<b>Resolving insolvency</b> (rank)	127
Cost (% of income per capita)	2,113.7	Ease of shareholder suits index (0–10)	8	Time (years)	1.0
		Strength of investor protection index (0–10)	6.0	Cost (% of estate)	38
				Recovery rate (cents on the dollar)	24.3
		<b>Paying taxes</b> (rank)	30		
		Payments (number per year)	34		
		Time (hours per year)	80		
		Total tax rate (% of profit)	24.9		

### SOUTH AFRICA

Ease of doing business (rank)	41	Sub-Saharan Africa		GNI per capita (US\$)	7,610
<b>Starting a business</b> (rank)	64	Upper middle income		Population (m)	51.2
Procedures (number)	5	<b>Registering property</b> (rank)	99	<b>Trading across borders</b> (rank)	106
Time (days)	19	Procedures (number)	7	Documents to export (number)	5
Cost (% of income per capita)	0.3	Time (days)	23	Time to export (days)	16
Minimum capital (% of income per capita)	0.0	Cost (% of property value)	6.1	Cost to export (US\$ per container)	1,705
				Documents to import (number)	6
<b>Dealing with construction permits</b> (rank)	26	<b>Getting credit</b> (rank)	28	Time to import (days)	21
Procedures (number)	16	Strength of legal rights index (0–10)	7	Cost to import (US\$ per container)	1,980
Time (days)	78	Depth of credit information index (0–6)	6		
Cost (% of income per capita)	9.9	Public registry coverage (% of adults)	0.0	<b>Enforcing contracts</b> (rank)	80
		Private bureau coverage (% of adults)	55.6	Procedures (number)	29
				Time (days)	600
<b>Getting electricity</b> (rank)	150	<b>Protecting investors</b> (rank)	10	Cost (% of claim)	33.2
Procedures (number)	5	Extent of disclosure index (0–10)	8		
Time (days)	226	Extent of director liability index (0–10)	8	<b>Resolving insolvency</b> (rank)	82
Cost (% of income per capita)	1,432.1	Ease of shareholder suits index (0–10)	8	Time (years)	2.0
		Strength of investor protection index (0–10)	8.0	Cost (% of estate)	18
				Recovery rate (cents on the dollar)	35.5
		<b>Paying taxes</b> (rank)	24		
		Payments (number per year)	7		
		Time (hours per year)	200		
		Total tax rate (% of profit)	30.1		

✗

### SOUTH SUDAN

Ease of doing business (rank)	186	Sub-Saharan Africa		GNI per capita (US\$)	650
<b>Starting a business</b> (rank)	140	Low income		Population (m)	10.8
Procedures (number)	13	<b>Registering property</b> (rank)	183	<b>Trading across borders</b> (rank)	187
Time (days)	17	Procedures (number)	9	Documents to export (number)	10
Cost (% of income per capita)	372.1	Time (days)	50	Time to export (days)	55
✓ Minimum capital (% of income per capita)	0	Cost (% of property value)	16.2	Cost to export (US\$ per container)	5,335
				Documents to import (number)	12
<b>Dealing with construction permits</b> (rank)	171	<b>Getting credit</b> (rank)	180	Time to import (days)	130
Procedures (number)	24	Strength of legal rights index (0–10)	3	Cost to import (US\$ per container)	9,285
Time (days)	124	Depth of credit information index (0–6)	0		
Cost (% of income per capita)	1,427.4	Public registry coverage (% of adults)	0.0	<b>Enforcing contracts</b> (rank)	87
		Private bureau coverage (% of adults)	0.0	Procedures (number)	48
				Time (days)	228
<b>Getting electricity</b> (rank)	184	<b>Protecting investors</b> (rank)	182	Cost (% of claim)	30.0
Procedures (number)	6	Extent of disclosure index (0–10)	2		
Time (days)	468	Extent of director liability index (0–10)	1	<b>Resolving insolvency</b> (rank)	189
Cost (% of income per capita)	4,976.7	Ease of shareholder suits index (0–10)	4	Time (years)	NO PRACTICE
		Strength of investor protection index (0–10)	2.3	Cost (% of estate)	NO PRACTICE
				Recovery rate (cents on the dollar)	0.0
		<b>Paying taxes</b> (rank)	92		
		Payments (number per year)	36		
		Time (hours per year)	218		
		Total tax rate (% of profit)	28.7		

### SPAIN

Ease of doing business (rank)	52	OECD high income		GNI per capita (US\$)	30,110
<b>Starting a business</b> (rank)	142	High income		Population (m)	46.2
		<b>Registering property</b> (rank)	60	<b>Trading across borders</b> (rank)	32

Note: Most indicator sets refer to a case scenario in an economy's largest business city. For more details, see the data notes.

			✓ Reform making it easier to do business	✗ Reform making it more difficult to do business	
Procedures (number)	10	Procedures (number)	5	Documents to export (number)	4
Time (days)	23	Time (days)	12.5	Time to export (days)	10
Cost (% of income per capita)	4.7	Cost (% of property value)	7.1	✓ Cost to export (US\$ per container)	1,310
Minimum capital (% of income per capita)	13.4			Documents to import (number)	4
<b>Dealing with construction permits</b> (rank)	98	<b>Getting credit</b> (rank)	55	Time to import (days)	9
Procedures (number)	9	Strength of legal rights index (0–10)	6	Cost to import (US\$ per container)	1,350
Time (days)	230	Depth of credit information index (0–6)	5		
✓ Cost (% of income per capita)	172.9	Public registry coverage (% of adults)	51.9	<b>Enforcing contracts</b> (rank)	59
		Private bureau coverage (% of adults)	15.6	Procedures (number)	40
<b>Getting electricity</b> (rank)	62	<b>Protecting investors</b> (rank)	98	Time (days)	510
Procedures (number)	5	Extent of disclosure index (0–10)	5	Cost (% of claim)	18.5
Time (days)	85	Extent of director liability index (0–10)	6	<b>Resolving insolvency</b> (rank)	22
✓ Cost (% of income per capita)	234.4	Ease of shareholder suits index (0–10)	4	Time (years)	1.5
		Strength of investor protection index (0–10)	5.0	Cost (% of estate)	11
				Recovery rate (cents on the dollar)	72.3
		<b>Paying taxes</b> (rank)	67		
		Payments (number per year)	8		
		Time (hours per year)	167		
		✓ Total tax rate (% of profit)	58.6		

<b>SRI LANKA</b>		South Asia	GNI per capita (US\$)	2,920	
Ease of doing business (rank)	85	Lower middle income	Population (m)	20.3	
<b>Starting a business</b> (rank)	54	<b>Registering property</b> (rank)	145	<b>Trading across borders</b> (rank)	51
Procedures (number)	6	Procedures (number)	8	Documents to export (number)	5
Time (days)	8	Time (days)	52	Time to export (days)	20
Cost (% of income per capita)	20.5	Cost (% of property value)	5.1	Cost to export (US\$ per container)	595
Minimum capital (% of income per capita)	0.0			Documents to import (number)	7
<b>Dealing with construction permits</b> (rank)	108	<b>Getting credit</b> (rank)	73	Time to import (days)	17
Procedures (number)	17	Strength of legal rights index (0–10)	5	Cost to import (US\$ per container)	775
Time (days)	186	Depth of credit information index (0–6)	5		
Cost (% of income per capita)	18.4	Public registry coverage (% of adults)	0.0	<b>Enforcing contracts</b> (rank)	135
		Private bureau coverage (% of adults)	39.0	Procedures (number)	40
<b>Getting electricity</b> (rank)	91	<b>Protecting investors</b> (rank)	52	Time (days)	1,318
Procedures (number)	4	Extent of disclosure index (0–10)	6	Cost (% of claim)	22.8
Time (days)	110	Extent of director liability index (0–10)	5	<b>Resolving insolvency</b> (rank)	59
Cost (% of income per capita)	1,076.6	Ease of shareholder suits index (0–10)	7	Time (years)	1.7
		Strength of investor protection index (0–10)	6.0	Cost (% of estate)	10
				Recovery rate (cents on the dollar)	41.9
		<b>Paying taxes</b> (rank)	171		
		Payments (number per year)	58		
		Time (hours per year)	210		
		Total tax rate (% of profit)	55.1		

<b>ST. KITTS AND NEVIS</b>		Latin America & Caribbean	GNI per capita (US\$)	13,330	
Ease of doing business (rank)	101	High income	Population (m)	0.1	
<b>Starting a business</b> (rank)	73	<b>Registering property</b> (rank)	169	<b>Trading across borders</b> (rank)	66
Procedures (number)	7	Procedures (number)	6	Documents to export (number)	4
Time (days)	18.5	Time (days)	82	Time to export (days)	13
Cost (% of income per capita)	8.7	Cost (% of property value)	13.3	✗ Cost to export (US\$ per container)	805
Minimum capital (% of income per capita)	0.0			Documents to import (number)	7
<b>Dealing with construction permits</b> (rank)	15	<b>Getting credit</b> (rank)	130	Time to import (days)	12
Procedures (number)	11	Strength of legal rights index (0–10)	7	Cost to import (US\$ per container)	2,615
Time (days)	139	Depth of credit information index (0–6)	0		
Cost (% of income per capita)	5.2	Public registry coverage (% of adults)	0.0	<b>Enforcing contracts</b> (rank)	112
		Private bureau coverage (% of adults)	0.0	Procedures (number)	46
<b>Getting electricity</b> (rank)	19	<b>Protecting investors</b> (rank)	34	Time (days)	578
Procedures (number)	4	Extent of disclosure index (0–10)	4	Cost (% of claim)	20.5
Time (days)	18	Extent of director liability index (0–10)	8	<b>Resolving insolvency</b> (rank)	189
Cost (% of income per capita)	290.6	Ease of shareholder suits index (0–10)	7	Time (years)	NO PRACTICE
		Strength of investor protection index (0–10)	6.3	Cost (% of estate)	NO PRACTICE
				Recovery rate (cents on the dollar)	0.0
		<b>Paying taxes</b> (rank)	145		
		Payments (number per year)	36		
		Time (hours per year)	203		
		Total tax rate (% of profit)	51.9		

<b>ST. LUCIA</b>		Latin America & Caribbean	GNI per capita (US\$)	6,530
Ease of doing business (rank)	64	Upper middle income	Population (m)	0.2

Note: Most indicator sets refer to a case scenario in an economy's largest business city. For more details, see the data notes.

✓ Reform making it easier to do business    ✗ Reform making it more difficult to do business

<b>Starting a business</b> (rank)	57	<b>Registering property</b> (rank)	129	<b>Trading across borders</b> (rank)	104
Procedures (number)	5	Procedures (number)	9	Documents to export (number)	7
Time (days)	15	Time (days)	17	Time to export (days)	14
Cost (% of income per capita)	18.6	Cost (% of property value)	7.5	Cost to export (US\$ per container)	935
Minimum capital (% of income per capita)	0.0			Documents to import (number)	8
		<b>Getting credit</b> (rank)	130	Time to import (days)	13
<b>Dealing with construction permits</b> (rank)	11	Strength of legal rights index (0–10)	7	Cost to import (US\$ per container)	2,260
Procedures (number)	7	Depth of credit information index (0–6)	0		
Time (days)	110	Public registry coverage (% of adults)	0.0	<b>Enforcing contracts</b> (rank)	170
Cost (% of income per capita)	37.7	Private bureau coverage (% of adults)	0.0	Procedures (number)	46
				Time (days)	635
<b>Getting electricity</b> (rank)	31	<b>Protecting investors</b> (rank)	34	Cost (% of claim)	37.3
Procedures (number)	5	Extent of disclosure index (0–10)	4		
Time (days)	26	Extent of director liability index (0–10)	8	<b>Resolving insolvency</b> (rank)	56
Cost (% of income per capita)	211.9	Ease of shareholder suits index (0–10)	7	Time (years)	2.0
		Strength of investor protection index (0–10)	6.3	Cost (% of estate)	9
				Recovery rate (cents on the dollar)	42.5
		<b>Paying taxes</b> (rank)	45		
		Payments (number per year)	32		
		Time (hours per year)	97		
		Total tax rate (% of profit)	34.6		

### ST. VINCENT AND THE GRENADINES

		Latin America & Caribbean		GNI per capita (US\$)	6,380
Ease of doing business (rank)	82	Upper middle income		Population (m)	0.1
<b>Starting a business</b> (rank)	68	<b>Registering property</b> (rank)	153	<b>Trading across borders</b> (rank)	38
Procedures (number)	7	Procedures (number)	7	Documents to export (number)	5
Time (days)	10	Time (days)	38	Time to export (days)	12
Cost (% of income per capita)	17.2	Cost (% of property value)	11.8	Cost to export (US\$ per container)	585
Minimum capital (% of income per capita)	0.0			Documents to import (number)	6
		<b>Getting credit</b> (rank)	130	Time to import (days)	13
<b>Dealing with construction permits</b> (rank)	6	Strength of legal rights index (0–10)	7	Cost to import (US\$ per container)	1,425
Procedures (number)	8	Depth of credit information index (0–6)	0		
Time (days)	112	Public registry coverage (% of adults)	0.0	<b>Enforcing contracts</b> (rank)	90
Cost (% of income per capita)	9.4	Private bureau coverage (% of adults)	0.0	Procedures (number)	44
				Time (days)	394
<b>Getting electricity</b> (rank)	25	<b>Protecting investors</b> (rank)	34	Cost (% of claim)	30.3
Procedures (number)	3	Extent of disclosure index (0–10)	4		
Time (days)	52	Extent of director liability index (0–10)	8	<b>Resolving insolvency</b> (rank)	189
Cost (% of income per capita)	241.0	Ease of shareholder suits index (0–10)	7	Time (years)	NO PRACTICE
		Strength of investor protection index (0–10)	6.3	Cost (% of estate)	NO PRACTICE
				Recovery rate (cents on the dollar)	0.0
		<b>Paying taxes</b> (rank)	72		
		Payments (number per year)	36		
		Time (hours per year)	108		
		Total tax rate (% of profit)	38.7		

### SUDAN

		Sub-Saharan Africa		GNI per capita (US\$)	1,450
Ease of doing business (rank)	149	Lower middle income		Population (m)	37.2
<b>Starting a business</b> (rank)	131	<b>Registering property</b> (rank)	41	<b>Trading across borders</b> (rank)	155
Procedures (number)	10	Procedures (number)	6	Documents to export (number)	7
✓ Time (days)	36	✓ Time (days)	9	Time to export (days)	32
Cost (% of income per capita)	20.7	Cost (% of property value)	2.8	Cost to export (US\$ per container)	2,050
Minimum capital (% of income per capita)	0.0			Documents to import (number)	7
		<b>Getting credit</b> (rank)	170	Time to import (days)	46
<b>Dealing with construction permits</b> (rank)	167	Strength of legal rights index (0–10)	4	Cost to import (US\$ per container)	2,900
Procedures (number)	16	Depth of credit information index (0–6)	0		
Time (days)	270	Public registry coverage (% of adults)	0.0	<b>Enforcing contracts</b> (rank)	154
Cost (% of income per capita)	248.8	Private bureau coverage (% of adults)	0.0	Procedures (number)	53
				Time (days)	810
<b>Getting electricity</b> (rank)	113	<b>Protecting investors</b> (rank)	157	Cost (% of claim)	19.8
Procedures (number)	5	Extent of disclosure index (0–10)	0		
Time (days)	70	Extent of director liability index (0–10)	6	<b>Resolving insolvency</b> (rank)	89
Cost (% of income per capita)	3,435.1	Ease of shareholder suits index (0–10)	4	Time (years)	2.0
		Strength of investor protection index (0–10)	3.3	Cost (% of estate)	20
				Recovery rate (cents on the dollar)	33.2
		<b>Paying taxes</b> (rank)	108		
		Payments (number per year)	42		
		Time (hours per year)	180		
		Total tax rate (% of profit)	36.1		

### SURINAME

Latin America & Caribbean	GNI per capita (US\$)	8,480
---------------------------	-----------------------	-------

Note: Most indicator sets refer to a case scenario in an economy's largest business city. For more details, see the data notes.

✓ Reform making it easier to do business ✗ Reform making it more difficult to do business

Ease of doing business (rank)	161	Upper middle income	Population (m)	0.5	
<b>Starting a business</b> (rank)	181	<b>Registering property</b> (rank)	173	<b>Trading across borders</b> (rank)	105
✓ Procedures (number)	13	Procedures (number)	6	✓ Documents to export (number)	8
Time (days)	208	Time (days)	107	Time to export (days)	22
Cost (% of income per capita)	107.7	Cost (% of property value)	13.7	Cost to export (US\$ per container)	1,000
Minimum capital (% of income per capita)	0.4			Documents to import (number)	6
		<b>Getting credit</b> (rank)	170	Time to import (days)	19
<b>Dealing with construction permits</b> (rank)	49	Strength of legal rights index (0–10)	4	Cost to import (US\$ per container)	1,165
Procedures (number)	11	Depth of credit information index (0–6)	0		
Time (days)	239	Public registry coverage (% of adults)	0.0	<b>Enforcing contracts</b> (rank)	184
Cost (% of income per capita)	10.7	Private bureau coverage (% of adults)	0.0	Procedures (number)	44
				Time (days)	1,715
<b>Getting electricity</b> (rank)	40	<b>Protecting investors</b> (rank)	186	Cost (% of claim)	37.1
Procedures (number)	4	Extent of disclosure index (0–10)	1		
Time (days)	58	Extent of director liability index (0–10)	0	<b>Resolving insolvency</b> (rank)	160
Cost (% of income per capita)	530.9	Ease of shareholder suits index (0–10)	5	Time (years)	5.0
		Strength of investor protection index (0–10)	2.0	Cost (% of estate)	30
				Recovery rate (cents on the dollar)	8.6
		<b>Paying taxes</b> (rank)	50		
		Payments (number per year)	29		
		Time (hours per year)	199		
		Total tax rate (% of profit)	27.9		
<b>SWAZILAND</b>					
Ease of doing business (rank)	123	Sub-Saharan Africa	GNI per capita (US\$)	2,860	
<b>Starting a business</b> (rank)	172	Lower middle income	Population (m)	1.2	
Procedures (number)	12	<b>Registering property</b> (rank)	130	<b>Trading across borders</b> (rank)	127
Time (days)	38	Procedures (number)	9	Documents to export (number)	7
Cost (% of income per capita)	27.7	Time (days)	21	Time to export (days)	17
Minimum capital (% of income per capita)	0.4	Cost (% of property value)	7.1	Cost to export (US\$ per container)	1,880
				Documents to import (number)	6
<b>Dealing with construction permits</b> (rank)	51	<b>Getting credit</b> (rank)	55	Time to import (days)	23
Procedures (number)	13	Strength of legal rights index (0–10)	6	Cost to import (US\$ per container)	2,145
Time (days)	95	Depth of credit information index (0–6)	5		
Cost (% of income per capita)	109.1	Public registry coverage (% of adults)	0.0	<b>Enforcing contracts</b> (rank)	176
		Private bureau coverage (% of adults)	41.6	Procedures (number)	40
<b>Getting electricity</b> (rank)	163	<b>Protecting investors</b> (rank)	128	Time (days)	956
Procedures (number)	6	Extent of disclosure index (0–10)	2	Cost (% of claim)	56.1
Time (days)	137	Extent of director liability index (0–10)	5		
Cost (% of income per capita)	1,232.7	Ease of shareholder suits index (0–10)	6	<b>Resolving insolvency</b> (rank)	68
		Strength of investor protection index (0–10)	4.3	Time (years)	2.0
				Cost (% of estate)	15
		<b>Paying taxes</b> (rank)	59	Recovery rate (cents on the dollar)	38.5
		✓ Payments (number per year)	33		
		Time (hours per year)	110		
		Total tax rate (% of profit)	36.5		
<b>SWEDEN</b>					
Ease of doing business (rank)	14	OECD high income	GNI per capita (US\$)	56,210	
<b>Starting a business</b> (rank)	61	High income	Population (m)	9.5	
Procedures (number)	3	<b>Registering property</b> (rank)	38	<b>Trading across borders</b> (rank)	6
Time (days)	16	Procedures (number)	1	Documents to export (number)	3
Cost (% of income per capita)	0.5	Time (days)	28	Time to export (days)	9
Minimum capital (% of income per capita)	13.1	Cost (% of property value)	4.3	Cost to export (US\$ per container)	725
				Documents to import (number)	3
<b>Dealing with construction permits</b> (rank)	24	<b>Getting credit</b> (rank)	42	Time to import (days)	6
Procedures (number)	7	Strength of legal rights index (0–10)	8	Cost to import (US\$ per container)	735
Time (days)	116	Depth of credit information index (0–6)	4		
Cost (% of income per capita)	76.3	Public registry coverage (% of adults)	0.0	<b>Enforcing contracts</b> (rank)	25
		Private bureau coverage (% of adults)	100.0	Procedures (number)	30
<b>Getting electricity</b> (rank)	9	<b>Protecting investors</b> (rank)	34	Time (days)	314
Procedures (number)	3	Extent of disclosure index (0–10)	8	Cost (% of claim)	31.2
Time (days)	52	Extent of director liability index (0–10)	4		
Cost (% of income per capita)	36.6	Ease of shareholder suits index (0–10)	7	<b>Resolving insolvency</b> (rank)	20
		Strength of investor protection index (0–10)	6.3	Time (years)	2.0
				Cost (% of estate)	9
		<b>Paying taxes</b> (rank)	41	Recovery rate (cents on the dollar)	75.5
		Payments (number per year)	4		
		Time (hours per year)	122		
		Total tax rate (% of profit)	52.0		

Note: Most indicator sets refer to a case scenario in an economy's largest business city. For more details, see the data notes.

SWITZERLAND		OECD high income	GNI per capita (US\$)	82,730	
Ease of doing business (rank)		High income	Population (m)	8.0	
<b>Starting a business</b> (rank)	104	<b>Registering property</b> (rank)	16	<b>Trading across borders</b> (rank)	35
Procedures (number)	6	Procedures (number)	4	Documents to export (number)	3
Time (days)	18	Time (days)	16	Time to export (days)	8
Cost (% of income per capita)	2.0	Cost (% of property value)	0.3	Cost to export (US\$ per container)	1,635
Minimum capital (% of income per capita)	25.6			Documents to import (number)	4
		<b>Getting credit</b> (rank)	28	Time to import (days)	8
<b>Dealing with construction permits</b> (rank)	58	Strength of legal rights index (0–10)	8	Cost to import (US\$ per container)	1,440
Procedures (number)	13	Depth of credit information index (0–6)	5		
Time (days)	154	Public registry coverage (% of adults)	0.0	<b>Enforcing contracts</b> (rank)	20
Cost (% of income per capita)	38.1	Private bureau coverage (% of adults)	26.5	Procedures (number)	32
				Time (days)	390
<b>Getting electricity</b> (rank)	8	<b>Protecting investors</b> (rank)	170	Cost (% of claim)	24.0
Procedures (number)	3	Extent of disclosure index (0–10)	0		
Time (days)	39	Extent of director liability index (0–10)	5	<b>Resolving insolvency</b> (rank)	47
Cost (% of income per capita)	59.5	Ease of shareholder suits index (0–10)	4	Time (years)	3.0
		Strength of investor protection index (0–10)	3.0	Cost (% of estate)	4
				Recovery rate (cents on the dollar)	47.6
		<b>Paying taxes</b> (rank)	16		
		Payments (number per year)	19		
		Time (hours per year)	63		
		Total tax rate (% of profit)	29.1		
SYRIAN ARAB REPUBLIC		Middle East & North Africa	GNI per capita (US\$)	2,803	
Ease of doing business (rank)		Lower middle income	Population (m)	22.4	
<b>Starting a business</b> (rank)	135	<b>Registering property</b> (rank)	82	<b>Trading across borders</b> (rank)	147
Procedures (number)	7	Procedures (number)	4	Documents to export (number)	8
Time (days)	13	Time (days)	19	Time to export (days)	20
Cost (% of income per capita)	12.5	Cost (% of property value)	27.8	Cost to export (US\$ per container)	1,740
Minimum capital (% of income per capita)	221.6			Documents to import (number)	9
		<b>Getting credit</b> (rank)	180	Time to import (days)	26
<b>Dealing with construction permits</b> (rank)	189	Strength of legal rights index (0–10)	1	Cost to import (US\$ per container)	2,075
Procedures (number)	NO PRACTICE	Depth of credit information index (0–6)	2		
Time (days)	NO PRACTICE	Public registry coverage (% of adults)	7.0	<b>Enforcing contracts</b> (rank)	179
Cost (% of income per capita)	NO PRACTICE	Private bureau coverage (% of adults)	0.0	Procedures (number)	55
				Time (days)	872
<b>Getting electricity</b> (rank)	82	<b>Protecting investors</b> (rank)	115	Cost (% of claim)	29.3
Procedures (number)	5	Extent of disclosure index (0–10)	7		
Time (days)	71	Extent of director liability index (0–10)	5	<b>Resolving insolvency</b> (rank)	120
Cost (% of income per capita)	652.8	Ease of shareholder suits index (0–10)	2	Time (years)	4.1
		Strength of investor protection index (0–10)	4.7	Cost (% of estate)	9
				Recovery rate (cents on the dollar)	25.7
		<b>Paying taxes</b> (rank)	120		
		Payments (number per year)	19		
		Time (hours per year)	336		
		Total tax rate (% of profit)	39.7		
TAIWAN, CHINA		East Asia & Pacific	GNI per capita (US\$)	20,910	
Ease of doing business (rank)		High income	Population (m)	23.3	
<b>Starting a business</b> (rank)	17	<b>Registering property</b> (rank)	31	<b>Trading across borders</b> (rank)	18
Procedures (number)	3	Procedures (number)	3	Documents to export (number)	5
Time (days)	10	Time (days)	4	Time to export (days)	10
Cost (% of income per capita)	2.3	Cost (% of property value)	6.2	Cost to export (US\$ per container)	655
Minimum capital (% of income per capita)	0.0			Documents to import (number)	6
		<b>Getting credit</b> (rank)	73	Time to import (days)	10
<b>Dealing with construction permits</b> (rank)	7	Strength of legal rights index (0–10)	5	Cost to import (US\$ per container)	720
Procedures (number)	10	Depth of credit information index (0–6)	5		
Time (days)	94	Public registry coverage (% of adults)	0.0	<b>Enforcing contracts</b> (rank)	84
Cost (% of income per capita)	15.9	Private bureau coverage (% of adults)	94.1	Procedures (number)	45
				Time (days)	510
<b>Getting electricity</b> (rank)	7	<b>Protecting investors</b> (rank)	34	Cost (% of claim)	17.7
Procedures (number)	4	Extent of disclosure index (0–10)	9		
Time (days)	24	Extent of director liability index (0–10)	5	<b>Resolving insolvency</b> (rank)	16
Cost (% of income per capita)	49.4	Ease of shareholder suits index (0–10)	5	Time (years)	1.9
		Strength of investor protection index (0–10)	6.3	Cost (% of estate)	4
				Recovery rate (cents on the dollar)	81.8
		<b>Paying taxes</b> (rank)	58		
		Payments (number per year)	12		
		Time (hours per year)	221		
		Total tax rate (% of profit)	35.0		

Note: Most indicator sets refer to a case scenario in an economy's largest business city. For more details, see the data notes.



<b>TAJKISTAN</b>		Europe & Central Asia	GNI per capita (US\$)	860	
Ease of doing business (rank)		143	Low income	Population (m)	
<b>Starting a business</b> (rank)	87	<b>Registering property</b> (rank)	78	<b>Trading across borders</b> (rank)	188
Procedures (number)	5	Procedures (number)	6	Documents to export (number)	12
Time (days)	33	Time (days)	37	Time to export (days)	71
Cost (% of income per capita)	25.6	Cost (% of property value)	4.1	Cost to export (US\$ per container)	8,650
Minimum capital (% of income per capita)	0.0			Documents to import (number)	12
		<b>Getting credit</b> (rank)	159	Time to import (days)	72
<b>Dealing with construction permits</b> (rank)	184	✓ Strength of legal rights index (0–10)	2	Cost to import (US\$ per container)	10,250
Procedures (number)	24	Depth of credit information index (0–6)	4		
Time (days)	228	Public registry coverage (% of adults)	0.0	<b>Enforcing contracts</b> (rank)	39
Cost (% of income per capita)	604.5	Private bureau coverage (% of adults)	2.1	Procedures (number)	35
				Time (days)	430
<b>Getting electricity</b> (rank)	186	<b>Protecting investors</b> (rank)	22	Cost (% of claim)	25.5
Procedures (number)	9	Extent of disclosure index (0–10)	8		
Time (days)	185	Extent of director liability index (0–10)	6	<b>Resolving insolvency</b> (rank)	81
Cost (% of income per capita)	1,077.4	Ease of shareholder suits index (0–10)	6	✓ Time (years)	1.7
		Strength of investor protection index (0–10)	6.7	Cost (% of estate)	9
				Recovery rate (cents on the dollar)	35.8
		<b>Paying taxes</b> (rank)	178		
		Payments (number per year)	69		
		Time (hours per year)	224		
		Total tax rate (% of profit)	86.0		
<b>TANZANIA</b>		Sub-Saharan Africa	GNI per capita (US\$)	570	
Ease of doing business (rank)		145	Low income	Population (m)	
<b>Starting a business</b> (rank)	119	<b>Registering property</b> (rank)	146	<b>Trading across borders</b> (rank)	139
Procedures (number)	9	Procedures (number)	8	Documents to export (number)	7
Time (days)	26	Time (days)	68	Time to export (days)	18
Cost (% of income per capita)	27.7	Cost (% of property value)	4.5	Cost to export (US\$ per container)	1,090
Minimum capital (% of income per capita)	0.0			Documents to import (number)	11
		<b>Getting credit</b> (rank)	130	Time to import (days)	31
<b>Dealing with construction permits</b> (rank)	177	Strength of legal rights index (0–10)	7	Cost to import (US\$ per container)	1,615
Procedures (number)	19	Depth of credit information index (0–6)	0		
Time (days)	206	Public registry coverage (% of adults)	0.0	<b>Enforcing contracts</b> (rank)	42
Cost (% of income per capita)	490.9	Private bureau coverage (% of adults)	0.0	Procedures (number)	38
				Time (days)	515
<b>Getting electricity</b> (rank)	102	<b>Protecting investors</b> (rank)	98	Cost (% of claim)	14.3
Procedures (number)	4	Extent of disclosure index (0–10)	3		
Time (days)	109	Extent of director liability index (0–10)	4	<b>Resolving insolvency</b> (rank)	134
Cost (% of income per capita)	1,690.6	Ease of shareholder suits index (0–10)	8	Time (years)	3.0
		Strength of investor protection index (0–10)	5.0	Cost (% of estate)	22
				Recovery rate (cents on the dollar)	21.4
		<b>Paying taxes</b> (rank)	141		
		✓ Payments (number per year)	48		
		Time (hours per year)	176		
		Total tax rate (% of profit)	44.9		
<b>THAILAND</b>		East Asia & Pacific	GNI per capita (US\$)	5,210	
Ease of doing business (rank)		18	Upper middle income	Population (m)	
<b>Starting a business</b> (rank)	91	<b>Registering property</b> (rank)	29	<b>Trading across borders</b> (rank)	24
Procedures (number)	4	Procedures (number)	2	Documents to export (number)	5
Time (days)	27.5	Time (days)	2	Time to export (days)	14
Cost (% of income per capita)	6.7	Cost (% of property value)	6.3	Cost to export (US\$ per container)	595
Minimum capital (% of income per capita)	0.0			Documents to import (number)	5
		<b>Getting credit</b> (rank)	73	Time to import (days)	13
<b>Dealing with construction permits</b> (rank)	14	Strength of legal rights index (0–10)	5	Cost to import (US\$ per container)	760
Procedures (number)	8	Depth of credit information index (0–6)	5		
Time (days)	157	Public registry coverage (% of adults)	0.0	<b>Enforcing contracts</b> (rank)	22
Cost (% of income per capita)	8.3	Private bureau coverage (% of adults)	49.2	Procedures (number)	36
				Time (days)	440
<b>Getting electricity</b> (rank)	12	<b>Protecting investors</b> (rank)	12	Cost (% of claim)	15.0
Procedures (number)	4	Extent of disclosure index (0–10)	10		
Time (days)	35	Extent of director liability index (0–10)	7	<b>Resolving insolvency</b> (rank)	58
Cost (% of income per capita)	67.3	Ease of shareholder suits index (0–10)	6	Time (years)	2.7
		Strength of investor protection index (0–10)	7.7	Cost (% of estate)	36
				Recovery rate (cents on the dollar)	42.2
		<b>Paying taxes</b> (rank)	70		
		Payments (number per year)	22		
		Time (hours per year)	264		
		Total tax rate (% of profit)	29.8		

Note: Most indicator sets refer to a case scenario in an economy's largest business city. For more details, see the data notes.

✓ Reform making it easier to do business ✗ Reform making it more difficult to do business

TIMOR-LESTE		East Asia & Pacific	GNI per capita (US\$)	3,670	
Ease of doing business (rank)		Lower middle income	Population (m)	1.2	
✓ <b>Starting a business</b> (rank)	154	<b>Registering property</b> (rank)	189	✗ <b>Trading across borders</b> (rank)	92
Procedures (number)	8	Procedures (number)	NO PRACTICE	Documents to export (number)	6
Time (days)	94	Time (days)	NO PRACTICE	Time to export (days)	28
Cost (% of income per capita)	3.1	Cost (% of property value)	NO PRACTICE	Cost to export (US\$ per container)	750
Minimum capital (% of income per capita)	136.2			Documents to import (number)	7
		<b>Getting credit</b> (rank)	165	Time to import (days)	26
✓ <b>Dealing with construction permits</b> (rank)	128	Strength of legal rights index (0–10)	2	Cost to import (US\$ per container)	755
Procedures (number)	19	Depth of credit information index (0–6)	3		
Time (days)	238	Public registry coverage (% of adults)	5.4	✓ <b>Enforcing contracts</b> (rank)	189
Cost (% of income per capita)	15.0	Private bureau coverage (% of adults)	0.0	Procedures (number)	51
				Time (days)	1,285
<b>Getting electricity</b> (rank)	44	<b>Protecting investors</b> (rank)	115	Cost (% of claim)	163.2
Procedures (number)	3	Extent of disclosure index (0–10)	5		
Time (days)	63	Extent of director liability index (0–10)	4	<b>Resolving insolvency</b> (rank)	189
Cost (% of income per capita)	638.0	Ease of shareholder suits index (0–10)	5	Time (years)	NO PRACTICE
		Strength of investor protection index (0–10)	4.7	Cost (% of estate)	NO PRACTICE
		✗ <b>Paying taxes</b> (rank)	55	Recovery rate (cents on the dollar)	0.0
		Payments (number per year)	18		
		Time (hours per year)	276		
		Total tax rate (% of profit)	11.0		
TOGO		Sub-Saharan Africa	GNI per capita (US\$)	500	
Ease of doing business (rank)		Low income	Population (m)	6.6	
<b>Starting a business</b> (rank)	168	<b>Registering property</b> (rank)	159	<b>Trading across borders</b> (rank)	110
Procedures (number)	7	Procedures (number)	5	Documents to export (number)	6
Time (days)	19	Time (days)	295	Time to export (days)	24
Cost (% of income per capita)	121.4	Cost (% of property value)	11.4	Cost to export (US\$ per container)	1,015
Minimum capital (% of income per capita)	388.5			Documents to import (number)	7
		✓ <b>Getting credit</b> (rank)	130	Time to import (days)	29
<b>Dealing with construction permits</b> (rank)	114	Strength of legal rights index (0–10)	6	Cost to import (US\$ per container)	1,190
Procedures (number)	12	Depth of credit information index (0–6)	1		
Time (days)	155	Public registry coverage (% of adults)	3.1	<b>Enforcing contracts</b> (rank)	153
Cost (% of income per capita)	458.5	Private bureau coverage (% of adults)	0.0	Procedures (number)	40
				Time (days)	588
<b>Getting electricity</b> (rank)	96	<b>Protecting investors</b> (rank)	147	Cost (% of claim)	47.5
Procedures (number)	4	Extent of disclosure index (0–10)	6		
Time (days)	74	Extent of director liability index (0–10)	1	<b>Resolving insolvency</b> (rank)	111
Cost (% of income per capita)	5,800.4	Ease of shareholder suits index (0–10)	4	Time (years)	3.0
		Strength of investor protection index (0–10)	3.7	Cost (% of estate)	15
		✗ <b>Paying taxes</b> (rank)	172	Recovery rate (cents on the dollar)	27.6
		Payments (number per year)	50		
		Time (hours per year)	270		
		Total tax rate (% of profit)	49.4		
TONGA		East Asia & Pacific	GNI per capita (US\$)	4,240	
Ease of doing business (rank)		Upper middle income	Population (m)	0.1	
✓ <b>Starting a business</b> (rank)	42	<b>Registering property</b> (rank)	146	<b>Trading across borders</b> (rank)	63
Procedures (number)	4	Procedures (number)	4	Documents to export (number)	6
Time (days)	16	Time (days)	112	Time to export (days)	22
Cost (% of income per capita)	7.7	Cost (% of property value)	15.1	Cost to export (US\$ per container)	505
Minimum capital (% of income per capita)	0.0			Documents to import (number)	6
		<b>Getting credit</b> (rank)	55	Time to import (days)	25
<b>Dealing with construction permits</b> (rank)	35	Strength of legal rights index (0–10)	9	Cost to import (US\$ per container)	490
Procedures (number)	13	Depth of credit information index (0–6)	2		
Time (days)	69	Public registry coverage (% of adults)	0.0	<b>Enforcing contracts</b> (rank)	48
Cost (% of income per capita)	96.2	Private bureau coverage (% of adults)	6.5	Procedures (number)	37
				Time (days)	350
<b>Getting electricity</b> (rank)	30	<b>Protecting investors</b> (rank)	115	Cost (% of claim)	30.5
Procedures (number)	5	Extent of disclosure index (0–10)	3		
Time (days)	42	Extent of director liability index (0–10)	3	<b>Resolving insolvency</b> (rank)	118
Cost (% of income per capita)	94.4	Ease of shareholder suits index (0–10)	8	Time (years)	2.7
		Strength of investor protection index (0–10)	4.7	Cost (% of estate)	22
		<b>Paying taxes</b> (rank)	51	Recovery rate (cents on the dollar)	26.1
		Payments (number per year)	30		
		Time (hours per year)	182		
		Total tax rate (% of profit)	29.6		

Note: Most indicator sets refer to a case scenario in an economy's largest business city. For more details, see the data notes.

✓ Reform making it easier to do business ✗ Reform making it more difficult to do business

TRINIDAD AND TOBAGO		Latin America & Caribbean	GNI per capita (US\$)	14,400	
Ease of doing business (rank)	66	High income	Population (m)	1.3	
✗ <b>Starting a business</b> (rank)	67	✓ <b>Registering property</b> (rank)	178	<b>Trading across borders</b> (rank)	73
Procedures (number)	7	Procedures (number)	9	Documents to export (number)	5
Time (days)	37.5	Time (days)	77.5	Time to export (days)	11
Cost (% of income per capita)	0.8	Cost (% of property value)	7.0	Cost to export (US\$ per container)	843
Minimum capital (% of income per capita)	0.0			Documents to import (number)	10
		<b>Getting credit</b> (rank)	28	Time to import (days)	14
<b>Dealing with construction permits</b> (rank)	77	Strength of legal rights index (0–10)	9	Cost to import (US\$ per container)	1,260
Procedures (number)	14	Depth of credit information index (0–6)	4		
Time (days)	265	Public registry coverage (% of adults)	0.0	✓ <b>Enforcing contracts</b> (rank)	174
Cost (% of income per capita)	5.6	Private bureau coverage (% of adults)	63.2	Procedures (number)	42
				Time (days)	1,340
<b>Getting electricity</b> (rank)	10	✓ <b>Protecting investors</b> (rank)	22	Cost (% of claim)	33.5
Procedures (number)	4	Extent of disclosure index (0–10)	4		
Time (days)	61	Extent of director liability index (0–10)	9	✓ <b>Resolving insolvency</b> (rank)	114
Cost (% of income per capita)	7.0	Ease of shareholder suits index (0–10)	7	Time (years)	2.5
		Strength of investor protection index (0–10)	6.7	Cost (% of estate)	25
				Recovery rate (cents on the dollar)	26.9
		<b>Paying taxes</b> (rank)	97		
		Payments (number per year)	39		
		Time (hours per year)	210		
		Total tax rate (% of profit)	29.1		
TUNISIA		Middle East & North Africa	GNI per capita (US\$)	4,150	
Ease of doing business (rank)	51	Upper middle income	Population (m)	10.8	
✗ <b>Starting a business</b> (rank)	70	✗ <b>Registering property</b> (rank)	72	<b>Trading across borders</b> (rank)	31
Procedures (number)	10	Procedures (number)	4	Documents to export (number)	4
Time (days)	11	Time (days)	39	Time to export (days)	13
Cost (% of income per capita)	4.7	Cost (% of property value)	6.1	Cost to export (US\$ per container)	775
Minimum capital (% of income per capita)	0.0			Documents to import (number)	6
✓ <b>Dealing with construction permits</b> (rank)	122	<b>Getting credit</b> (rank)	109	Time to import (days)	17
Procedures (number)	19	Strength of legal rights index (0–10)	3	Cost to import (US\$ per container)	860
Time (days)	94	Depth of credit information index (0–6)	5		
Cost (% of income per capita)	255.6	Public registry coverage (% of adults)	28.8	✓ <b>Enforcing contracts</b> (rank)	78
		Private bureau coverage (% of adults)	0.0	Procedures (number)	39
✓ <b>Getting electricity</b> (rank)	55	✓ <b>Protecting investors</b> (rank)	52	Time (days)	565
Procedures (number)	4	Extent of disclosure index (0–10)	5	Cost (% of claim)	21.8
Time (days)	65	Extent of director liability index (0–10)	7		
Cost (% of income per capita)	811.9	Ease of shareholder suits index (0–10)	6	✓ <b>Resolving insolvency</b> (rank)	39
		Strength of investor protection index (0–10)	6.0	Time (years)	1.3
				Cost (% of estate)	7
		<b>Paying taxes</b> (rank)	60	Recovery rate (cents on the dollar)	52.0
		Payments (number per year)	8		
		Time (hours per year)	144		
		Total tax rate (% of profit)	62.4		
TURKEY		Europe & Central Asia	GNI per capita (US\$)	10,830	
Ease of doing business (rank)	69	Upper middle income	Population (m)	74.0	
<b>Starting a business</b> (rank)	93	✓ <b>Registering property</b> (rank)	50	<b>Trading across borders</b> (rank)	86
Procedures (number)	6	Procedures (number)	6	Documents to export (number)	7
Time (days)	6	Time (days)	6	Time to export (days)	13
Cost (% of income per capita)	12.7	Cost (% of property value)	4.0	Cost to export (US\$ per container)	990
Minimum capital (% of income per capita)	13.2			Documents to import (number)	8
		<b>Getting credit</b> (rank)	86	Time to import (days)	14
<b>Dealing with construction permits</b> (rank)	148	Strength of legal rights index (0–10)	4	Cost to import (US\$ per container)	1,235
Procedures (number)	20	Depth of credit information index (0–6)	5		
Time (days)	164	Public registry coverage (% of adults)	27.0	✓ <b>Enforcing contracts</b> (rank)	38
Cost (% of income per capita)	142.5	Private bureau coverage (% of adults)	71.7	Procedures (number)	36
				Time (days)	420
<b>Getting electricity</b> (rank)	49	✓ <b>Protecting investors</b> (rank)	34	Cost (% of claim)	24.9
Procedures (number)	4	Extent of disclosure index (0–10)	9		
Time (days)	70	Extent of director liability index (0–10)	5	✓ <b>Resolving insolvency</b> (rank)	130
Cost (% of income per capita)	475.3	Ease of shareholder suits index (0–10)	5	Time (years)	3.3
		Strength of investor protection index (0–10)	6.3	Cost (% of estate)	15
				Recovery rate (cents on the dollar)	22.3
		<b>Paying taxes</b> (rank)	71		
		Payments (number per year)	11		
		Time (hours per year)	226		
		Total tax rate (% of profit)	40.2		

Note: Most indicator sets refer to a case scenario in an economy's largest business city. For more details, see the data notes.

✓ Reform making it easier to do business ✗ Reform making it more difficult to do business

UGANDA		Sub-Saharan Africa	GNI per capita (US\$)	440	
✓ Ease of doing business (rank)	132	✓ Low income	✓ Population (m)	36.3	
<b>Starting a business</b> (rank)	151	<b>Registering property</b> (rank)	126	<b>Trading across borders</b> (rank)	164
Procedures (number)	15	Procedures (number)	11	Documents to export (number)	7
Time (days)	32	Time (days)	47	Time to export (days)	30
Cost (% of income per capita)	78.3	Cost (% of property value)	2.6	Cost to export (US\$ per container)	2,800
Minimum capital (% of income per capita)	0.0	✓		Documents to import (number)	10
✓		<b>Getting credit</b> (rank)	42	Time to import (days)	33
<b>Dealing with construction permits</b> (rank)	143	Strength of legal rights index (0–10)	7	Cost to import (US\$ per container)	3,375
Procedures (number)	16	Depth of credit information index (0–6)	5		
Time (days)	146	Public registry coverage (% of adults)	0.0	<b>Enforcing contracts</b> (rank)	117
Cost (% of income per capita)	742.9	Private bureau coverage (% of adults)	4.1	Procedures (number)	38
✓				Time (days)	490
<b>Getting electricity</b> (rank)	178	<b>Protecting investors</b> (rank)	115	Cost (% of claim)	44.9
Procedures (number)	6	Extent of disclosure index (0–10)	3	✓	
Time (days)	132	Extent of director liability index (0–10)	5	<b>Resolving insolvency</b> (rank)	79
Cost (% of income per capita)	13,456.7	Ease of shareholder suits index (0–10)	6	Time (years)	2.2
		Strength of investor protection index (0–10)	4.7	Cost (% of estate)	30
		✓		Recovery rate (cents on the dollar)	36.0
		<b>Paying taxes</b> (rank)	98		
		Payments (number per year)	31		
		Time (hours per year)	209		
		Total tax rate (% of profit)	36.6		
<b>UKRAINE</b>		Europe & Central Asia	GNI per capita (US\$)	3,500	
Ease of doing business (rank)	112	✓ Lower middle income	Population (m)	45.6	
<b>Starting a business</b> (rank)	47	<b>Registering property</b> (rank)	97	<b>Trading across borders</b> (rank)	148
Procedures (number)	6	Procedures (number)	8	Documents to export (number)	6
Time (days)	21	Time (days)	45	Time to export (days)	29
Cost (% of income per capita)	1.3	Cost (% of property value)	1.9	Cost to export (US\$ per container)	1,930
Minimum capital (% of income per capita)	0.0			Documents to import (number)	8
		<b>Getting credit</b> (rank)	13	Time to import (days)	28
<b>Dealing with construction permits</b> (rank)	41	Strength of legal rights index (0–10)	9	Cost to import (US\$ per container)	2,505
Procedures (number)	10	Depth of credit information index (0–6)	5		
Time (days)	73	Public registry coverage (% of adults)	0.0	<b>Enforcing contracts</b> (rank)	45
Cost (% of income per capita)	607.1	Private bureau coverage (% of adults)	28.3	Procedures (number)	30
✓		✓		Time (days)	378
<b>Getting electricity</b> (rank)	172	<b>Protecting investors</b> (rank)	128	Cost (% of claim)	43.8
Procedures (number)	10	Extent of disclosure index (0–10)	5		
Time (days)	277	Extent of director liability index (0–10)	2	<b>Resolving insolvency</b> (rank)	162
Cost (% of income per capita)	178.0	Ease of shareholder suits index (0–10)	6	Time (years)	2.9
		Strength of investor protection index (0–10)	4.3	Cost (% of estate)	42
				Recovery rate (cents on the dollar)	8.2
		<b>Paying taxes</b> (rank)	164		
		Payments (number per year)	28		
		Time (hours per year)	390		
		Total tax rate (% of profit)	54.9		
<b>UNITED ARAB EMIRATES</b>		Middle East & North Africa	GNI per capita (US\$)	36,040	
✓ Ease of doing business (rank)	23	✓ High income	Population (m)	9.2	
<b>Starting a business</b> (rank)	37	<b>Registering property</b> (rank)	4	<b>Trading across borders</b> (rank)	4
Procedures (number)	6	Procedures (number)	2	Documents to export (number)	3
Time (days)	8	Time (days)	6	Time to export (days)	7
Cost (% of income per capita)	6.4	Cost (% of property value)	0.4	Cost to export (US\$ per container)	655
Minimum capital (% of income per capita)	0.0			Documents to import (number)	5
		<b>Getting credit</b> (rank)	86	Time to import (days)	7
<b>Dealing with construction permits</b> (rank)	5	Strength of legal rights index (0–10)	4	Cost to import (US\$ per container)	615
Procedures (number)	12	Depth of credit information index (0–6)	5		
Time (days)	44	Public registry coverage (% of adults)	5.8	<b>Enforcing contracts</b> (rank)	100
Cost (% of income per capita)	12.0	Private bureau coverage (% of adults)	27.0	Procedures (number)	49
				Time (days)	524
<b>Getting electricity</b> (rank)	4	<b>Protecting investors</b> (rank)	98	Cost (% of claim)	19.5
Procedures (number)	3	Extent of disclosure index (0–10)	6		
Time (days)	35	Extent of director liability index (0–10)	7	<b>Resolving insolvency</b> (rank)	101
Cost (% of income per capita)	21.9	Ease of shareholder suits index (0–10)	2	Time (years)	3.2
		Strength of investor protection index (0–10)	5.0	Cost (% of estate)	20
				Recovery rate (cents on the dollar)	29.4
		<b>Paying taxes</b> (rank)	1		
		Payments (number per year)	4		
		Time (hours per year)	12		

Note: Most indicator sets refer to a case scenario in an economy's largest business city. For more details, see the data notes.

✓ Reform making it easier to do business ✗ Reform making it more difficult to do business

Total tax rate (% of profit) 14.9

UNITED KINGDOM		OECD high income	GNI per capita (US\$)	38,250	
Ease of doing business (rank)	10	High income	Population (m)	63.2	
<b>Starting a business</b> (rank)	28	<b>Registering property</b> (rank)	68	<b>Trading across borders</b> (rank)	16
Procedures (number)	6	Procedures (number)	6	Documents to export (number)	4
Time (days)	12	Time (days)	21.5	Time to export (days)	8
Cost (% of income per capita)	0.3	Cost (% of property value)	4.7	Cost to export (US\$ per container)	1,005
Minimum capital (% of income per capita)	0.0			Documents to import (number)	4
		<b>Getting credit</b> (rank)	1	Time to import (days)	6
<b>Dealing with construction permits</b> (rank)	27	Strength of legal rights index (0–10)	10	Cost to import (US\$ per container)	1,050
Procedures (number)	12	Depth of credit information index (0–6)	6		
Time (days)	88	Public registry coverage (% of adults)	0.0	<b>Enforcing contracts</b> (rank)	56
Cost (% of income per capita)	66.0	Private bureau coverage (% of adults)	100.0	Procedures (number)	28
				Time (days)	437
<b>Getting electricity</b> (rank)	74	<b>Protecting investors</b> (rank)	10	Cost (% of claim)	39.9
Procedures (number)	5	Extent of disclosure index (0–10)	10		
Time (days)	126	Extent of director liability index (0–10)	7	<b>Resolving insolvency</b> (rank)	7
Cost (% of income per capita)	91.9	Ease of shareholder suits index (0–10)	7	Time (years)	1.0
		Strength of investor protection index (0–10)	8.0	Cost (% of estate)	6
				Recovery rate (cents on the dollar)	88.6
		<b>Paying taxes</b> (rank)	14		
		Payments (number per year)	8		
		Time (hours per year)	110		
		Total tax rate (% of profit)	34.0		

UNITED STATES		OECD high income	✓ GNI per capita (US\$)	50,120	
Ease of doing business (rank)	4	High income	Population (m)	313.9	
<b>Starting a business</b> (rank)	20	<b>Registering property</b> (rank)	25	<b>Trading across borders</b> (rank)	22
Procedures (number)	6	Procedures (number)	4	Documents to export (number)	3
Time (days)	5	Time (days)	12	Time to export (days)	6
Cost (% of income per capita)	1.5	Cost (% of property value)	3.4	Cost to export (US\$ per container)	1,090
Minimum capital (% of income per capita)	0.0			Documents to import (number)	5
		<b>Getting credit</b> (rank)	3	Time to import (days)	5
<b>Dealing with construction permits</b> (rank)	34	Strength of legal rights index (0–10)	9	Cost to import (US\$ per container)	1,315
Procedures (number)	16	Depth of credit information index (0–6)	6		
Time (days)	91	Public registry coverage (% of adults)	0.0	<b>Enforcing contracts</b> (rank)	11
Cost (% of income per capita)	16.7	Private bureau coverage (% of adults)	100.0	Procedures (number)	32
				Time (days)	370
<b>Getting electricity</b> (rank)	13	<b>Protecting investors</b> (rank)	6	Cost (% of claim)	18.4
Procedures (number)	4	Extent of disclosure index (0–10)	7		
Time (days)	60	Extent of director liability index (0–10)	9	<b>Resolving insolvency</b> (rank)	17
Cost (% of income per capita)	15.6	Ease of shareholder suits index (0–10)	9	Time (years)	1.5
		Strength of investor protection index (0–10)	8.3	Cost (% of estate)	7
				Recovery rate (cents on the dollar)	81.5
		<b>Paying taxes</b> (rank)	64		
		Payments (number per year)	11		
		Time (hours per year)	175		
		Total tax rate (% of profit)	46.3		

✓ URUGUAY		✓ Latin America & Caribbean	✓ GNI per capita (US\$)	13,510	
Ease of doing business (rank)	88	High income	Population (m)	3.4	
<b>Starting a business</b> (rank)	43	<b>Registering property</b> (rank)	167	<b>Trading across borders</b> (rank)	90
Procedures (number)	5	Procedures (number)	8	Documents to export (number)	6
Time (days)	6.5	Time (days)	66	Time to export (days)	16
Cost (% of income per capita)	22.7	✓ Cost (% of property value)	7.1	Cost to export (US\$ per container)	1,125
Minimum capital (% of income per capita)	0.0			Documents to import (number)	7
		<b>Getting credit</b> (rank)	73	Time to import (days)	16
<b>Dealing with construction permits</b> (rank)	154	Strength of legal rights index (0–10)	4	✓ Cost to import (US\$ per container)	1,440
Procedures (number)	22	Depth of credit information index (0–6)	6		
Time (days)	256	Public registry coverage (% of adults)	80.2	<b>Enforcing contracts</b> (rank)	105
Cost (% of income per capita)	46.7	Private bureau coverage (% of adults)	100.0	Procedures (number)	41
				Time (days)	725
<b>Getting electricity</b> (rank)	23	<b>Protecting investors</b> (rank)	98	Cost (% of claim)	19.0
Procedures (number)	5	Extent of disclosure index (0–10)	3		
Time (days)	48	Extent of director liability index (0–10)	4	<b>Resolving insolvency</b> (rank)	51
Cost (% of income per capita)	16.5	Ease of shareholder suits index (0–10)	8	Time (years)	1.8
		✓ Strength of investor protection index (0–10)	5.0	Cost (% of estate)	7
				Recovery rate (cents on the dollar)	45.1
		<b>Paying taxes</b> (rank)	146		
		Payments (number per year)	33		

Note: Most indicator sets refer to a case scenario in an economy's largest business city. For more details, see the data notes.

✓ Reform making it easier to do business ✗ Reform making it more difficult to do business

		Time (hours per year)	310		
		Total tax rate (% of profit)	41.9		
<b>UZBEKISTAN</b>					
Ease of doing business (rank)	146	Europe & Central Asia Lower middle income		GNI per capita (US\$)	1,720
				Population (m)	29.8
<b>Starting a business</b> (rank)	21	<b>Registering property</b> (rank)	136	<b>Trading across borders</b> (rank)	189
Procedures (number)	4	Procedures (number)	14	Documents to export (number)	12
Time (days)	8.5	✓ Time (days)	77	Time to export (days)	79
Cost (% of income per capita)	3.5	Cost (% of property value)	0.6	Cost to export (US\$ per container)	4,785
Minimum capital (% of income per capita)	0.0			Documents to import (number)	14
		<b>Getting credit</b> (rank)	130	Time to import (days)	95
<b>Dealing with construction permits</b> (rank)	159	Strength of legal rights index (0–10)	2	Cost to import (US\$ per container)	5,235
Procedures (number)	25	Depth of credit information index (0–6)	5		
Time (days)	243	Public registry coverage (% of adults)	0.0	<b>Enforcing contracts</b> (rank)	40
Cost (% of income per capita)	49.6	Private bureau coverage (% of adults)	16.5	Procedures (number)	41
				Time (days)	195
<b>Getting electricity</b> (rank)	173	<b>Protecting investors</b> (rank)	138	Cost (% of claim)	22.2
Procedures (number)	9	Extent of disclosure index (0–10)	4		
Time (days)	108	Extent of director liability index (0–10)	1	<b>Resolving insolvency</b> (rank)	63
Cost (% of income per capita)	1,159.6	Ease of shareholder suits index (0–10)	7	Time (years)	2.0
		Strength of investor protection index (0–10)	4.0	Cost (% of estate)	10
				Recovery rate (cents on the dollar)	39.9
		<b>Paying taxes</b> (rank)	168		
		Payments (number per year)	41		
		Time (hours per year)	205		
		Total tax rate (% of profit)	99.3		
<b>✗ VANUATU</b>					
Ease of doing business (rank)	74	East Asia & Pacific Lower middle income		GNI per capita (US\$)	3,080
				Population (m)	0.2
<b>Starting a business</b> (rank)	126	<b>Registering property</b> (rank)	110	<b>Trading across borders</b> (rank)	119
Procedures (number)	8	Procedures (number)	4	Documents to export (number)	6
Time (days)	35	Time (days)	118	Time to export (days)	21
Cost (% of income per capita)	46.2	✓ Cost (% of property value)	7.0	Cost to export (US\$ per container)	1,490
Minimum capital (% of income per capita)	0.0			Documents to import (number)	7
		<b>Getting credit</b> (rank)	55	Time to import (days)	24
<b>Dealing with construction permits</b> (rank)	50	Strength of legal rights index (0–10)	9	Cost to import (US\$ per container)	1,440
Procedures (number)	12	Depth of credit information index (0–6)	2		
Time (days)	54	Public registry coverage (% of adults)	0.0	<b>Enforcing contracts</b> (rank)	72
Cost (% of income per capita)	422.5	Private bureau coverage (% of adults)	5.5	Procedures (number)	30
				Time (days)	430
<b>Getting electricity</b> (rank)	129	<b>Protecting investors</b> (rank)	80	Cost (% of claim)	56.0
Procedures (number)	5	Extent of disclosure index (0–10)	5		
Time (days)	122	Extent of director liability index (0–10)	6	<b>Resolving insolvency</b> (rank)	57
Cost (% of income per capita)	1,230.1	Ease of shareholder suits index (0–10)	5	Time (years)	2.6
		Strength of investor protection index (0–10)	5.3	Cost (% of estate)	38
				Recovery rate (cents on the dollar)	42.2
		<b>Paying taxes</b> (rank)	30		
		Payments (number per year)	31		
		Time (hours per year)	120		
		Total tax rate (% of profit)	8.4		
<b>VENEZUELA, RB</b>					
Ease of doing business (rank)	181	Latin America & Caribbean Upper middle income		GNI per capita (US\$)	12,470
				Population (m)	30.0
<b>Starting a business</b> (rank)	157	<b>Registering property</b> (rank)	95	<b>Trading across borders</b> (rank)	173
Procedures (number)	17	Procedures (number)	8	Documents to export (number)	8
Time (days)	144	Time (days)	38	Time to export (days)	56
Cost (% of income per capita)	35.6	✓ Cost (% of property value)	2.5	Cost to export (US\$ per container)	3,490
Minimum capital (% of income per capita)	0.0			Documents to import (number)	9
		<b>Getting credit</b> (rank)	130	Time to import (days)	82
<b>Dealing with construction permits</b> (rank)	110	Strength of legal rights index (0–10)	2	Cost to import (US\$ per container)	3,695
Procedures (number)	10	Depth of credit information index (0–6)	5		
Time (days)	381	Public registry coverage (% of adults)	0.0	<b>Enforcing contracts</b> (rank)	92
Cost (% of income per capita)	96.8	✓ Private bureau coverage (% of adults)	16.7	Procedures (number)	30
				Time (days)	610
<b>Getting electricity</b> (rank)	167	<b>Protecting investors</b> (rank)	182	Cost (% of claim)	43.7
Procedures (number)	6	Extent of disclosure index (0–10)	3		
Time (days)	158	Extent of director liability index (0–10)	2	<b>Resolving insolvency</b> (rank)	165
Cost (% of income per capita)	1,133.7	Ease of shareholder suits index (0–10)	2	Time (years)	4.0
		✗ Strength of investor protection index (0–10)	2.3	Cost (% of estate)	38
				Recovery rate (cents on the dollar)	6.5
		<b>Paying taxes</b> (rank)	187		
		Payments (number per year)	71		
		Time (hours per year)	792		

Note: Most indicator sets refer to a case scenario in an economy's largest business city. For more details, see the data notes.



✓ Reform making it easier to do business ✗ Reform making it more difficult to do business

		Total tax rate (% of profit)	61.7		
<b>✓ VIETNAM</b>					
East Asia & Pacific		Lower middle income		GNI per capita (US\$)	1,400
Ease of doing business (rank)		99		Population (m)	88.8
<b>Starting a business</b> (rank)	109	<b>Registering property</b> (rank)	51	<b>Trading across borders</b> (rank)	65
Procedures (number)	10	Procedures (number)	4	Documents to export (number)	5
Time (days)	34	Time (days)	57	Time to export (days)	21
Cost (% of income per capita)	7.7	Cost (% of property value)	0.6	Cost to export (US\$ per container)	610
Minimum capital (% of income per capita)	0.0			Documents to import (number)	8
		<b>Getting credit</b> (rank)	42	Time to import (days)	21
<b>Dealing with construction permits</b> (rank)	29	Strength of legal rights index (0–10)	8	Cost to import (US\$ per container)	600
Procedures (number)	11	Depth of credit information index (0–6)	4		
Time (days)	114	Public registry coverage (% of adults)	39.1	<b>Enforcing contracts</b> (rank)	46
Cost (% of income per capita)	56.3	Private bureau coverage (% of adults)	0.0	Procedures (number)	36
		<b>Protecting investors</b> (rank)	157	Time (days)	400
<b>Getting electricity</b> (rank)	156	Extent of disclosure index (0–10)	7	Cost (% of claim)	29.0
Procedures (number)	6	Extent of director liability index (0–10)	1		
Time (days)	115	Ease of shareholder suits index (0–10)	2	<b>Resolving insolvency</b> (rank)	149
Cost (% of income per capita)	1,726.4	Strength of investor protection index (0–10)	3.3	Time (years)	5.0
				Cost (% of estate)	15
		<b>Paying taxes</b> (rank)	149	Recovery rate (cents on the dollar)	16.2
		Payments (number per year)	32		
		Time (hours per year)	872		
		Total tax rate (% of profit)	35.2		
<b>WEST BANK AND GAZA</b>					
Middle East & North Africa		Lower middle income		GNI per capita (US\$)	1,679
Ease of doing business (rank)		138		Population (m)	4.0
<b>Starting a business</b> (rank)	143	<b>Registering property</b> (rank)	122	<b>Trading across borders</b> (rank)	123
Procedures (number)	9	Procedures (number)	8	Documents to export (number)	6
Time (days)	45	Time (days)	56	Time to export (days)	23
Cost (% of income per capita)	85.5	Cost (% of property value)	3.0	Cost to export (US\$ per container)	1,360
Minimum capital (% of income per capita)	0.0			Documents to import (number)	6
		<b>Getting credit</b> (rank)	165	Time to import (days)	38
<b>Dealing with construction permits</b> (rank)	131	Strength of legal rights index (0–10)	1	Cost to import (US\$ per container)	1,390
Procedures (number)	18	Depth of credit information index (0–6)	4		
Time (days)	87	Public registry coverage (% of adults)	8.8	<b>Enforcing contracts</b> (rank)	88
Cost (% of income per capita)	1,033.9	Private bureau coverage (% of adults)	0.0	Procedures (number)	44
		<b>Protecting investors</b> (rank)	80	Time (days)	540
<b>Getting electricity</b> (rank)	87	Extent of disclosure index (0–10)	6	Cost (% of claim)	21.2
Procedures (number)	5	Extent of director liability index (0–10)	5		
Time (days)	63	Ease of shareholder suits index (0–10)	5	<b>Resolving insolvency</b> (rank)	189
Cost (% of income per capita)	1,472.2	Strength of investor protection index (0–10)	5.3	Time (years)	NO PRACTICE
				Cost (% of estate)	NO PRACTICE
		<b>Paying taxes</b> (rank)	62	Recovery rate (cents on the dollar)	0.0
		Payments (number per year)	39		
		Time (hours per year)	170		
		Total tax rate (% of profit)	16.5		
<b>✓ YEMEN, REP.</b>					
Middle East & North Africa		Lower middle income		GNI per capita (US\$)	1,377
Ease of doing business (rank)		133		Population (m)	23.9
<b>Starting a business</b> (rank)	114	<b>Registering property</b> (rank)	61	<b>Trading across borders</b> (rank)	128
Procedures (number)	6	Procedures (number)	6	Documents to export (number)	6
Time (days)	40	Time (days)	19	Time to export (days)	29
Cost (% of income per capita)	66.1	Cost (% of property value)	3.8	Cost to export (US\$ per container)	995
Minimum capital (% of income per capita)	0.0			Documents to import (number)	9
		<b>Getting credit</b> (rank)	170	Time to import (days)	25
<b>Dealing with construction permits</b> (rank)	101	Strength of legal rights index (0–10)	2	Cost to import (US\$ per container)	1,490
Procedures (number)	14	Depth of credit information index (0–6)	2		
Time (days)	186	Public registry coverage (% of adults)	1.0	<b>Enforcing contracts</b> (rank)	85
Cost (% of income per capita)	48.2	Private bureau coverage (% of adults)	0.0	Procedures (number)	36
		<b>Protecting investors</b> (rank)	138	Time (days)	645
<b>Getting electricity</b> (rank)	116	Extent of disclosure index (0–10)	6	Cost (% of claim)	26.5
Procedures (number)	4	Extent of director liability index (0–10)	4		
Time (days)	110	Ease of shareholder suits index (0–10)	2	<b>Resolving insolvency</b> (rank)	126
Cost (% of income per capita)	3,604.0	Strength of investor protection index (0–10)	4.0	Time (years)	3.0
				Cost (% of estate)	8
		<b>Paying taxes</b> (rank)	129	Recovery rate (cents on the dollar)	24.4
		Payments (number per year)	44		
		Time (hours per year)	248		

Note: Most indicator sets refer to a case scenario in an economy's largest business city. For more details, see the data notes.

✓ Reform making it easier to do business    ✗ Reform making it more difficult to do business

Total tax rate (% of profit) 32.7

<b>ZAMBIA</b>		Sub-Saharan Africa	GNI per capita (US\$)		
Ease of doing business (rank)		Lower middle income	Population (m)		
<b>Starting a business</b> (rank)	83	<b>Registering property</b> (rank)	102	<b>Trading across borders</b> (rank)	1,350
Procedures (number)	45	Procedures (number)	5	Documents to export (number)	14.1
Time (days)	5	Time (days)	45	Time to export (days)	7
Cost (% of income per capita)	6.5	Cost (% of property value)	8.6	Cost to export (US\$ per container)	44
Minimum capital (% of income per capita)	26.8			Documents to import (number)	2,765
	0.0	<b>Getting credit</b> (rank)	13	Time to import (days)	8
		Strength of legal rights index (0–10)	9	Cost to import (US\$ per container)	49
<b>Dealing with construction permits</b> (rank)	57	Depth of credit information index (0–6)	5		3,560
Procedures (number)	11	Public registry coverage (% of adults)	0.0	<b>Enforcing contracts</b> (rank)	120
Time (days)	124	Private bureau coverage (% of adults)	12.0	Procedures (number)	35
Cost (% of income per capita)	198.5			Time (days)	611
		<b>Protecting investors</b> (rank)	80	Cost (% of claim)	38.7
<b>Getting electricity</b> (rank)	152	Extent of disclosure index (0–10)	3		
Procedures (number)	6	Extent of director liability index (0–10)	6	<b>Resolving insolvency</b> (rank)	73
Time (days)	117	Ease of shareholder suits index (0–10)	7	Time (years)	2.4
Cost (% of income per capita)	955.8	Strength of investor protection index (0–10)	5.3	Cost (% of estate)	9
				Recovery rate (cents on the dollar)	37.1
		<b>Paying taxes</b> (rank)	68		
		Payments (number per year)	38		
		Time (hours per year)	183		
		Total tax rate (% of profit)	15.1		

<b>ZIMBABWE</b>		Sub-Saharan Africa	GNI per capita (US\$)		
Ease of doing business (rank)		Low income	Population (m)		
<b>Starting a business</b> (rank)	170	<b>Registering property</b> (rank)	93	<b>Trading across borders</b> (rank)	680
Procedures (number)	150	Procedures (number)	5	Documents to export (number)	13.7
Time (days)	9	Time (days)	36	Time to export (days)	7
Cost (% of income per capita)	90	Cost (% of property value)	7.8	Cost to export (US\$ per container)	53
Minimum capital (% of income per capita)	141.2			Documents to import (number)	3,765
	0.0	<b>Getting credit</b> (rank)	109	Time to import (days)	8
		Strength of legal rights index (0–10)	7	Cost to import (US\$ per container)	71
<b>Dealing with construction permits</b> (rank)	170	Depth of credit information index (0–6)	1		5,660
Procedures (number)	12	Public registry coverage (% of adults)	0.0	<b>Enforcing contracts</b> (rank)	118
Time (days)	496	Private bureau coverage (% of adults)	3.7	Procedures (number)	38
Cost (% of income per capita)	3,055.6			Time (days)	410
		<b>Protecting investors</b> (rank)	128	Cost (% of claim)	113.1
<b>Getting electricity</b> (rank)	157	Extent of disclosure index (0–10)	8		
Procedures (number)	6	Extent of director liability index (0–10)	1	<b>Resolving insolvency</b> (rank)	156
Time (days)	106	Ease of shareholder suits index (0–10)	4	Time (years)	3.3
Cost (% of income per capita)	3,686.8	Strength of investor protection index (0–10)	4.3	Cost (% of estate)	22
				Recovery rate (cents on the dollar)	13.1
		<b>Paying taxes</b> (rank)	142		
		Payments (number per year)	49		
		Time (hours per year)	242		
		Total tax rate (% of profit)	35.3		

# Employing workers data





	EMPLOYING WORKERS DATA																
	Difficulty of hiring				Rigidity of hours				Difficulty of redundancy				Redundancy cost				
Bosnia and Herzegovina	No	24	382.3	0.67	Yes	6.0	30	20	No	No	18.0	Yes	No	No	Yes	2.0	7.2
Botswana	No	No limit	105.0	0.10	Yes	6.0	0	100	No	No	15.0	Yes	Yes	No	Yes	4.9	16.8
Brazil	Yes	24	442.0	0.31	Yes	6.0	20	100	Yes	No	26.0	Yes	No	No	No	6.6	8.9
Brunei Darussalam	No	No limit	0.0	0.00	Yes	6.0	0	50	No	No	13.3	Yes	No	No	No	3.0	0.0
Bulgaria	No	36	207.5	0.24	Yes	6.0	3	0	Yes	No	20.0	Yes	No	No	No	4.3	3.2
Burkina Faso	No	No limit	68.0	0.63	Yes	6.0	0	0	No	Yes	22.0	Yes	No	No	Yes	4.3	6.1
Burundi	No	No limit	2.7	0.07	Yes	6.0	35	100	No	Yes	21.0	Yes	No	No	Yes	8.7	7.2
Cambodia	No	24	43.0	0.37	Yes	6.0	30	100	No	No	19.3	Yes	No	No	Yes	7.9	11.4
Cameroon	No	48	56.7	0.31	Yes	6.0	50	0	No	No	19.0	Yes	Yes	No	Yes	7.2	8.1
Canada	No	No limit	1,735.6	0.28	Yes	6.0	0	0	No	No	10.0	Yes	No	No	No	5.0	5.0
Cape Verde	Yes	60	0.0	0.00	Yes	6.0	25	100	No	No	22.0	Yes	Yes	Yes	No	6.4	23.1
Central African Republic	Yes	48	38.0	0.52	Yes	5.0	0	50	No	Yes	25.3	Yes	Yes	Yes	No	4.3	17.3
Chad	No	48	111.7	0.89	Yes	6.0	0	100	No	No	24.7	Yes	Yes	No	Yes	7.2	5.8
Chile	No	24	0.0	0.00	Yes	6.0	0	0	No	No	15.0	Yes	Yes	No	No	4.3	23.1
China	No	No limit	242.4	0.37	Yes	6.0	39	100	No	No	6.7	Yes	Yes	Yes	Yes	4.3	23.1
Colombia	No	No limit	309.9	0.35	Yes	6.0	35	75	No	No	15.0	Yes	No	No	No	0.0	16.7
Comoros	No	36	0.0	0.00	Yes	6.0	0	0	No	Yes	22.0	Yes	Yes	Yes	No	13.0	23.1
Congo, Dem. Rep.	Yes	48	65.0	1.85	Yes	5.0	25	0	No	No	13.0	Yes	Yes	Yes	No	10.3	0.0
Congo, Rep.	Yes	24	100.9	0.26	Yes	6.0	0	50	Yes	Yes	29.0	Yes	Yes	No	Yes	4.3	6.5
Costa Rica	Yes	12	478.0	0.45	Yes	6.0	0	100	Yes	No	12.0	Yes	No	No	No	4.3	14.4

	EMPLOYING WORKERS DATA																
	Difficulty of hiring				Rigidity of hours				Difficulty of redundancy				Redundancy cost				
Côte d'Ivoire	No	24	0.0	0.00	No	6.0	38	0	No	27.4	Yes	No	No	No	No	5.8	7.3
Croatia	Yes	36	502.1	0.30	Yes	6.0	10	35	Yes	20.0	Yes	Yes	No	Yes	Yes	7.9	7.2
Cyprus	No	30	0.0	0.00	Yes	6.0	0	0	No	20.0	Yes	No	Yes	No	Yes	5.7	0.0
Czech Republic	No	108	428.4	0.20	Yes	6.0	10	10	No	20.0	Yes	No	No	No	No	8.7	11.6
Denmark	No	No limit	0.0	0.00	Yes	6.0	0	0	No	25.0	Yes	No	No	No	No	0.0	0.0
Djibouti	Yes	24	0.0	0.00	Yes	6.0	0	0	No	30.0	Yes	Yes	No	No	No	4.3	0.0
Dominica	No	No limit	231.3	0.28	Yes	6.0	0	100	No	13.3	Yes	No	No	No	Yes	5.8	9.3
Dominican Republic	Yes	No limit	270.3	0.38	Yes	5.5	0	100	Yes	14.0	Yes	No	No	No	No	4.0	22.2
Ecuador	No	24	287.0	0.42	Yes	5.0	25	100	No	12.0	Yes	Yes	No	No	No	0.0	31.8
Egypt, Arab Rep.	No	No limit	111.1	0.28	Yes	6.0	0	0	No	24.0	Yes	Yes	Yes	No	Yes	10.1	26.7
El Salvador	Yes	No limit	93.5	0.20	Yes	6.0	25	100	Yes	11.0	Yes	No	No	No	No	0.0	22.9
Equatorial Guinea	Yes	24	290.6	0.15	Yes	6.0	25	50	Yes	22.0	Yes	Yes	Yes	No	Yes	4.3	34.3
Eritrea	Yes	No limit	0.0	0.00	Yes	6.0	0	0	No	19.0	Yes	No	Yes	No	No	3.1	12.3
Estonia	Yes	120	417.8	0.21	Yes	5.0	25	0	No	24.0	Yes	No	No	Yes	Yes	8.6	4.3
Ethiopia	Yes	No limit	0.0	0.00	Yes	6.0	0	0	No	18.3	Yes	No	Yes	Yes	No	8.7	10.5
Fiji	No	No limit	334.6	0.63	Yes	6.0	4	100	No	10.0	Yes	No	No	No	No	4.3	5.3
Finland	Yes	60	1,962.9	0.33	Yes	6.0	8	100	No	30.0	Yes	No	No	Yes	Yes	10.1	0.0
France	Yes	18	778.1	0.14	No	6.0	0	0	Yes	30.0	Yes	No	No	Yes	Yes	7.2	4.6
Gabon	No	48	72.8	0.05	Yes	6.0	50	100	No	24.0	Yes	Yes	Yes	Yes	Yes	10.4	4.3
Gambia, The	No	No limit	0.0	0.00	Yes	5.0	0	0	No	21.0	Yes	No	No	Yes	Yes	26.0	0.0



	EMPLOYING WORKERS DATA																	
	Difficulty of hiring				Rigidity of hours				Difficulty of redundancy				Redundancy cost					
Georgia	No	No limit	22.8	0.06	Yes	7.0	0	0	No	No	24.0	Yes	No	No	No	0.0	4.3	
Germany	No	24	1,139.9	0.20	Yes	6.0	15	100	No	No	24.0	Yes	Yes	No	Yes	10.0	11.6	
Ghana	No	No limit	27.6	0.12	Yes	5.0	0	0	No	No	15.0	Yes	Yes	Yes	No	No	3.6	46.2
Greece	Yes	No limit	666.7	0.23	Yes	5.0	25	75	No	Yes	22.3	Yes	No	Yes	No	No	0.0	15.9
Grenada	Yes	No limit	360.5	0.40	Yes	6.0	0	0	No	No	13.3	Yes	No	No	No	No	7.2	5.3
Guatemala	Yes	No limit	345.2	0.73	Yes	6.0	0	50	Yes	Yes	15.0	Yes	No	No	No	No	0.0	27.0
Guinea	No	24	0.0	0.00	Yes	6.0	20	45	No	Yes	30.0	Yes	Yes	No	No	No	2.1	5.8
Guinea-Bissau	Yes	12	0.0	0.00	Yes	6.0	25	50	No	No	21.0	Yes	Yes	Yes	No	Yes	0.0	26.0
Guyana	No	No limit	162.9	0.34	Yes	7.0	0	100	No	No	12.0	Yes	Yes	No	No	No	4.3	12.3
Haiti	No	No limit	72.3	0.69	Yes	6.0	50	50	No	No	13.0	Yes	No	No	No	No	10.1	0.0
Honduras	Yes	24	430.1	1.49	Yes	6.0	25	100	Yes	No	16.7	Yes	Yes	Yes	No	Yes	7.2	23.1
Hong Kong SAR, China	No	No limit	0.0	0.00	Yes	6.0	0	0	No	No	10.3	Yes	No	No	No	No	4.3	1.4
Hungary	No	60	456.6	0.30	No	5.0	30	50	No	No	21.3	Yes	No	No	No	No	6.2	7.2
Iceland	No	24	1,655.7	0.34	Yes	6.0	80	80	No	No	24.0	Yes	No	No	No	No	10.1	0.0
India	No	No limit	28.4	0.15	Yes	6.0	0	0	No	No	15.0	Yes	Yes	Yes	No	Yes	4.3	11.4
Indonesia	Yes	36	232.0	0.53	Yes	6.0	0	0	No	No	12.0	Yes	Yes	Yes	Yes	No	0.0	57.8
Iran, Islamic Rep.	No	No limit	4,000.9	4.73	Yes	6.0	23	40	No	No	24.0	Yes	Yes	Yes	No	No	0.0	23.1
Iraq	Yes	No limit	92.3	0.11	Yes	6.0	0	50	Yes	No	22.0	Yes	No	No	No	No	0.0	0.0
Ireland	No	No limit	1,593.3	0.33	Yes	6.0	0	0	No	No	20.0	Yes	No	Yes	No	No	4.0	8.2
Israel	No	No limit	1,140.9	0.29	Yes	5.5	14	50	No	Yes	18.0	Yes	No	No	No	No	4.3	23.1

## EMPLOYING WORKERS DATA

	Difficulty of hiring				Rigidity of hours					Difficulty of redundancy						Redundancy cost				
	Fixed-term contracts prohibited for permanent tasks?	Maximum length of fixed-term contracts (months) <sup>a</sup>	Minimum wage for a 19-year-old worker or an apprentice (US\$/month) <sup>b</sup>	Ratio of minimum wage to value added per worker	50-hour workweek allowed? <sup>c</sup>	Maximum working days per week	Premium for night work (% of hourly pay) <sup>d</sup>	Premium for work on weekly rest day (% of hourly pay) <sup>d</sup>	Major restrictions on night work? <sup>d</sup>	Major restrictions on weekly holiday work? <sup>d</sup>	Paid annual leave (working days) <sup>e</sup>	Dismissal due to redundancy allowed by law?	Third-party notification if 1 worker is dismissed?	Third-party approval if 1 worker is dismissed?	Third-party notification if 9 workers are dismissed?	Third-party approval if 9 workers are dismissed?	Retraining or reassignment? <sup>f</sup>	Priority rules for redundancies?	Priority rules for reemployment?	Notice period for redundancy dismissal (weeks of salary) <sup>e</sup>
Italy	No	44	1,779.0	0.41	Yes	6.0	15	50	Yes	20.3	Yes	No	No	Yes	No	Yes	Yes	Yes	7.2	0.0
Jamaica	No	No limit	235.4	0.35	Yes	6.0	0	100	No	11.7	Yes	No	No	No	No	No	No	No	4.0	10.0
Japan	No	No limit	1,833.6	0.29	Yes	6.0	25	35	No	15.3	Yes	Yes	No	Yes	No	Yes	No	No	4.3	0.0
Jordan	No	No limit	256.9	0.41	Yes	6.0	0	150	No	18.7	Yes	Yes	Yes	Yes	Yes	No	No	Yes	4.3	0.0
Kazakhstan	No	No limit	117.9	0.10	Yes	6.0	50	100	No	18.0	Yes	Yes	No	Yes	No	Yes	No	No	4.3	4.3
Kenya	No	No limit	117.1	0.92	Yes	6.0	0	0	No	21.0	Yes	Yes	No	Yes	No	No	Yes	No	4.3	2.1
Kiribati	No	No limit	0.0	0.00	Yes	7.0	0	0	No	0.0	Yes	Yes	Yes	Yes	Yes	No	No	No	4.3	0.0
Korea, Rep.	No	24	727.8	0.28	Yes	6.0	50	50	Yes	17.0	Yes	Yes	No	Yes	No	No	No	Yes	4.3	23.1
Kosovo	No	No limit	171.6	0.15	No	6.0	30	0	No	21.0	Yes	No	No	No	No	Yes	Yes	Yes	4.3	7.2
Kuwait	No	No limit	214.3	0.04	Yes	6.0	0	50	No	30.0	Yes	No	No	No	No	No	No	No	13.0	15.1
Kyrgyz Republic	Yes	60	16.3	0.13	Yes	6.0	50	100	No	20.0	Yes	No	No	No	No	No	No	No	4.3	13.0
Lao PDR	No	No limit	75.6	0.44	Yes	6.0	15	150	No	15.0	Yes	Yes	Yes	Yes	Yes	No	No	No	6.4	40.7
Latvia	Yes	36	370.0	0.21	Yes	5.5	50	0	Yes	20.0	Yes	No	No	No	No	Yes	Yes	No	1.0	8.7
Lebanon	No	24	430.3	0.39	Yes	6.0	0	50	No	15.0	Yes	No	No	Yes	No	No	Yes	Yes	8.7	0.0
Lesotho	No	No limit	104.1	0.53	Yes	6.0	0	100	Yes	12.0	Yes	No	No	No	No	No	No	No	4.3	10.7
Liberia	No	No limit	52.0	0.91	Yes	6.0	0	50	No	16.0	Yes	Yes	No	Yes	No	No	Yes	Yes	4.3	21.3
Libya	No	48	317.0	0.20	Yes	6.0	0	0	No	30.0	Yes	Yes	No	Yes	No	No	No	No	4.3	6.0
Lithuania	No	60	376.0	0.23	No	5.5	50	100	No	20.7	Yes	No	No	No	No	Yes	Yes	No	8.7	15.9
Luxembourg	Yes	24	2,418.7	0.26	No	5.5	0	70	Yes	25.0	Yes	Yes	No	Yes	No	No	No	Yes	17.3	4.3
Macedonia, FYR	No	60	132.5	0.24	Yes	6.0	35	50	Yes	20.0	Yes	No	No	No	No	No	No	No	4.3	8.7

	EMPLOYING WORKERS DATA																	
	Difficulty of hiring				Rigidity of hours				Difficulty of redundancy				Redundancy cost					
Madagascar	Yes	24	45.4	0.69	Yes	6.0	30	40	No	No	24.0	Yes	No	No	Yes	3.4	8.9	
Malawi	Yes	No limit	22.7	0.44	Yes	6.0	0	100	No	No	18.0	Yes	Yes	No	No	No	4.3	12.3
Malaysia	No	No limit	199.6	0.17	Yes	6.0	0	0	No	No	13.3	Yes	No	Yes	No	No	6.7	17.2
Maldives	No	24	0.0	0.00	Yes	6.0	0	50	No	No	30.0	Yes	No	No	No	No	5.8	0.0
Mali	Yes	72	13.9	0.13	Yes	6.0	0	0	No	No	22.0	Yes	Yes	No	No	Yes	4.3	9.3
Malta	No	48	918.2	0.39	No	6.0	0	0	No	No	24.0	Yes	No	No	No	Yes	7.3	0.0
Marshall Islands	No	No limit	0.0	0.00	Yes	7.0	0	0	No	No	0.0	Yes	No	No	No	No	0.0	0.0
Mauritania	No	24	73.3	0.45	Yes	6.0	100	50	Yes	No	18.0	Yes	Yes	No	Yes	Yes	4.3	6.1
Mauritius	No	No limit	164.8	0.16	Yes	6.0	0	100	No	No	22.0	Yes	Yes	No	No	No	4.3	6.3
Mexico	Yes	No limit	128.1	0.10	Yes	6.0	0	25	Yes	No	12.0	Yes	Yes	Yes	Yes	Yes	0.0	22.0
Micronesia, Fed. Sts.	No	No limit	355.2	0.78	Yes	7.0	0	0	No	No	0.0	Yes	No	No	No	No	0.0	0.0
Moldova	Yes	No limit	101.2	0.42	Yes	6.0	50	100	Yes	Yes	20.0	Yes	Yes	No	Yes	Yes	8.7	13.9
Mongolia	No	No limit	95.4	0.25	Yes	5.0	0	50	No	No	16.0	Yes	No	No	No	No	4.3	4.3
Montenegro	No	24	285.8	0.34	Yes	6.0	40	0	No	No	21.0	Yes	No	No	Yes	Yes	4.3	6.9
Morocco	Yes	12	279.8	0.77	Yes	6.0	0	0	No	Yes	19.5	Yes	No	Yes	Yes	Yes	7.2	13.5
Mozambique	Yes	72	111.6	1.35	Yes	6.0	0	100	No	Yes	24.0	Yes	No	Yes	No	No	4.3	33.2
Myanmar	Yes	36	0.0	0.00	Yes	6.0	0	100	No	No	10.0	Yes	No	No	No	No	4.3	15.9
Namibia	No	No limit	0.0	0.00	Yes	6.0	6	100	No	Yes	20.0	Yes	Yes	No	No	No	4.3	5.3
Nepal	Yes	No limit	75.9	0.77	Yes	6.0	0	50	No	No	18.0	Yes	Yes	Yes	Yes	Yes	4.3	22.9
Netherlands	No	36	1,029.0	0.17	Yes	5.5	0	0	Yes	Yes	20.0	Yes	Yes	Yes	Yes	No	8.7	0.0

## EMPLOYING WORKERS DATA

	Difficulty of hiring				Rigidity of hours						Difficulty of redundancy						Redundancy cost			
	Fixed-term contracts prohibited for permanent tasks?	Maximum length of fixed-term contracts (months) <sup>a</sup>	Minimum wage for a 19-year-old worker or an apprentice (US\$/month) <sup>b</sup>	Ratio of minimum wage to value added per worker	50-hour workweek allowed? <sup>c</sup>	Maximum working days per week	Premium for night work (% of hourly pay) <sup>d</sup>	Premium for work on weekly rest day (% of hourly pay) <sup>d</sup>	Major restrictions on night work? <sup>d</sup>	Major restrictions on weekly holiday work? <sup>d</sup>	Paid annual leave (working days) <sup>e</sup>	Dismissal due to redundancy allowed by law?	Third-party notification if 1 worker is dismissed?	Third-party approval if 1 worker is dismissed?	Third-party notification if 9 workers are dismissed?	Third-party approval if 9 workers are dismissed?	Retraining or reassignment? <sup>f</sup>	Priority rules for redundancies?	Priority rules for reemployment?	Notice period for redundancy dismissal (weeks of salary) <sup>e</sup>
New Zealand	No	No limit	1,933.0	0.40	Yes	7.0	0	0	No	20.0	Yes	No	No	No	No	Yes	No	No	0.0	0.0
Nicaragua	No	No limit	135.2	0.61	Yes	6.0	0	100	Yes	30.0	Yes	No	No	No	No	No	No	No	0.0	14.9
Niger	Yes	48	55.4	0.85	No	6.0	38	0	No	22.0	Yes	Yes	No	Yes	No	Yes	Yes	Yes	4.3	5.8
Nigeria	No	No limit	115.7	0.52	Yes	6.0	0	0	No	6.0	Yes	No	No	Yes	No	No	Yes	No	4.0	12.2
Norway	Yes	48	4,400.1	0.35	Yes	6.0	0	0	Yes	21.0	Yes	No	No	No	No	Yes	Yes	Yes	8.7	0.0
Oman	No	No limit	844.2	0.30	Yes	5.0	50	100	No	22.0	Yes	No	No	No	No	No	No	No	4.3	0.0
Pakistan	Yes	9	41.6	0.24	Yes	6.0	0	100	No	14.0	Yes	No	No	No	No	Yes	Yes	Yes	4.3	22.9
Palau	No	No limit	517.2	0.40	Yes	7.0	0	0	No	0.0	Yes	No	No	No	No	No	No	No	0.0	0.0
Panama	Yes	12	467.5	0.36	Yes	6.0	0	50	Yes	22.0	Yes	Yes	Yes	Yes	Yes	No	Yes	No	0.0	18.1
Papua New Guinea	No	No limit	133.9	0.53	Yes	6.0	0	0	No	11.0	Yes	No	No	No	No	No	No	No	3.3	9.2
Paraguay	Yes	No limit	212.7	0.48	Yes	6.0	30	100	Yes	20.0	Yes	Yes	Yes	Yes	Yes	No	No	Yes	7.5	18.6
Peru	Yes	60	268.8	0.35	Yes	6.0	35	100	No	13.0	Yes	Yes	Yes	Yes	Yes	No	No	Yes	0.0	11.4
Philippines	Yes	No limit	218.3	0.65	Yes	6.0	10	30	No	5.0	Yes	Yes	No	Yes	No	No	Yes	No	4.3	23.1
Poland	No	No limit	410.2	0.28	Yes	6.0	20	100	No	22.0	Yes	No	No	No	No	Yes	Yes	Yes	10.1	8.7
Portugal	Yes	54	761.0	0.30	Yes	6.0	25	50	Yes	22.0	Yes	Yes	No	Yes	No	Yes	No	Yes	7.9	15.2
Puerto Rico (U.S.)	No	No limit	1,246.4	0.55	Yes	7.0	0	100	No	15.0	Yes	No	No	No	No	No	Yes	Yes	0.0	0.0
Qatar	No	No limit	0.0	0.00	Yes	6.0	0	0	No	22.0	Yes	No	No	No	No	No	No	No	7.2	16.0
Romania	Yes	60	232.2	0.23	Yes	5.0	25	100	No	20.0	Yes	No	No	No	No	Yes	Yes	Yes	4.0	0.0
Russian Federation	Yes	60	352.4	0.24	Yes	6.0	20	100	No	22.0	Yes	Yes	No	Yes	No	Yes	Yes	No	8.7	8.7
Rwanda	No	No limit	0.0	0.00	Yes	6.0	0	0	No	19.3	Yes	Yes	No	Yes	No	No	Yes	No	4.3	8.7

	EMPLOYING WORKERS DATA				Difficulty of hiring			Rigidity of hours					Difficulty of redundancy					Redundancy cost		
	Fixed-term contracts prohibited for permanent tasks?	Maximum length of fixed-term contracts (months) <sup>a</sup>	Minimum wage for a 19-year-old worker or an apprentice (US\$/month) <sup>b</sup>	Ratio of minimum wage to value added per worker	50-hour workweek allowed? <sup>c</sup>	Maximum working days per week	Premium for night work (% of hourly pay) <sup>d</sup>	Premium for work on weekly rest day (% of hourly pay) <sup>d</sup>	Major restrictions on night work? <sup>d</sup>	Major restrictions on weekly holiday work? <sup>d</sup>	Paid annual leave (working days) <sup>e</sup>	Dismissal due to redundancy allowed by law?	Third-party notification if 1 worker is dismissed?	Third-party approval if 1 worker is dismissed?	Third-party notification if 9 workers are dismissed?	Third-party approval if 9 workers are dismissed?	Retraining or reassignment? <sup>f</sup>	Priority rules for redundancies?	Priority rules for reemployment?	Notice period for redundancy dismissal (weeks of salary) <sup>e</sup>
Samoa	No	No limit	171.7	0.36	Yes	6.0	0	0	No	10.0	Yes	No	No	No	No	No	No	No	5.8	0.0
San Marino	Yes	18	1,841.7	0.26	Yes	6.0	35	0	No	26.0	Yes	Yes	Yes	Yes	Yes	No	Yes	Yes	0.0	0.0
São Tomé and Príncipe	Yes	36	0.0	0.00	No	6.0	25	100	No	26.0	Yes	Yes	Yes	Yes	Yes	No	No	Yes	4.3	26.0
Saudi Arabia	No	No limit	0.0	0.00	Yes	6.0	0	50	No	20.7	Yes	No	No	No	No	No	No	No	4.3	15.2
Senegal	Yes	24	72.4	0.45	Yes	6.0	38	0	No	24.3	Yes	Yes	No	Yes	Yes	Yes	Yes	Yes	3.2	10.5
Serbia	Yes	12	190.5	0.30	Yes	6.0	26	26	No	20.0	Yes	No	No	No	Yes	Yes	No	Yes	0.0	7.7
Seychelles	Yes	No limit	330.8	0.24	Yes	6.0	0	100	No	21.0	Yes	Yes	Yes	Yes	Yes	No	No	No	4.3	9.1
Sierra Leone	Yes	No limit	34.8	0.40	Yes	5.0	15	100	No	21.3	Yes	Yes	No	Yes	No	Yes	Yes	Yes	8.7	69.6
Singapore	No	No limit	0.0	0.00	Yes	6.0	0	100	No	10.7	Yes	No	No	No	No	No	No	No	3.0	0.0
Slovak Republic	No	24	448.4	0.23	Yes	6.0	20	0	No	25.0	Yes	Yes	No	Yes	No	Yes	No	No	11.6	7.2
Slovenia	Yes	24	1,045.8	0.38	Yes	6.0	50	50	No	21.0	Yes	No	No	No	No	Yes	Yes	No	5.3	5.3
Solomon Islands	No	No limit	112.8	0.67	Yes	6.0	0	0	No	15.0	Yes	Yes	No	Yes	No	No	No	No	4.3	10.7
South Africa	Yes	No limit	646.4	0.66	Yes	6.0	0	100	No	15.0	Yes	Yes	No	Yes	No	Yes	No	No	4.0	5.3
South Sudan	No	48	59.2	0.59	Yes	6.0	0	0	No	23.3	Yes	Yes	Yes	Yes	Yes	No	No	No	4.3	21.7
Spain	Yes	12	1,009.2	0.27	Yes	5.5	25	0	Yes	22.0	Yes	Yes	No	Yes	No	No	No	No	2.1	15.2
Sri Lanka	No	No limit	38.6	0.11	Yes	5.5	0	50	No	14.0	Yes	Yes	Yes	Yes	Yes	No	Yes	No	4.3	54.2
St. Kitts and Nevis	No	No limit	511.6	0.29	Yes	7.0	0	0	No	14.0	Yes	No	No	No	No	No	No	Yes	8.7	0.0
St. Lucia	No	No limit	0.0	0.00	Yes	6.0	0	150	No	21.0	Yes	No	No	No	No	No	No	No	3.7	9.3
St. Vincent and the Grenadines	No	No limit	191.7	0.24	Yes	6.0	0	0	No	19.3	Yes	No	No	Yes	No	No	No	Yes	4.0	10.0

## EMPLOYING WORKERS DATA

	Difficulty of hiring				Rigidity of hours						Difficulty of redundancy					Redundancy cost				
	Fixed-term contracts prohibited for permanent tasks?	Maximum length of fixed-term contracts (months) <sup>a</sup>	Minimum wage for a 19-year-old worker or an apprentice (US\$/month) <sup>b</sup>	Ratio of minimum wage to value added per worker	50-hour workweek allowed? <sup>c</sup>	Maximum working days per week	Premium for night work (% of hourly pay) <sup>d</sup>	Premium for work on weekly rest day (% of hourly pay) <sup>d</sup>	Major restrictions on night work? <sup>d</sup>	Major restrictions on weekly holiday work? <sup>d</sup>	Paid annual leave (working days) <sup>e</sup>	Dismissal due to redundancy allowed by law?	Third-party notification if 1 worker is dismissed?	Third-party approval if 1 worker is dismissed?	Third-party notification if 9 workers are dismissed?	Third-party approval if 9 workers are dismissed?	Retraining or reassignment? <sup>f</sup>	Priority rules for redundancies?	Priority rules for reemployment?	Notice period for redundancy dismissal (weeks of salary) <sup>e</sup>
Sudan	No	48	55.5	0.25	Yes	6.0	0	0	No	23.3	Yes	Yes	Yes	Yes	Yes	No	No	No	4.3	21.7
Suriname	No	No limit	0.0	0.00	Yes	6.0	0	100	No	16.0	Yes	Yes	Yes	Yes	Yes	No	No	No	0.0	8.8
Swaziland	No	No limit	107.5	0.26	Yes	5.5	0	0	No	11.0	Yes	No	No	Yes	No	No	Yes	No	5.9	8.7
Sweden	No	24	0.0	0.00	Yes	5.5	0	0	No	25.0	Yes	No	No	Yes	No	Yes	Yes	Yes	14.4	0.0
Switzerland	No	120	0.0	0.00	Yes	6.0	0	0	No	20.0	Yes	No	No	No	No	No	No	No	10.1	0.0
Syrian Arab Republic	No	60	151.6	0.39	Yes	6.0	0	100	No	21.7	Yes	Yes	Yes	Yes	Yes	No	No	No	8.7	0.0
Taiwan, China	Yes	12	630.2	0.26	Yes	6.0	0	100	No	12.0	Yes	Yes	No	Yes	No	Yes	No	Yes	3.8	18.8
Tajikistan	Yes	No limit	38.3	0.33	No	6.0	50	100	Yes	23.3	Yes	Yes	No	Yes	No	Yes	Yes	No	8.7	6.9
Tanzania	Yes	No limit	48.1	0.53	Yes	6.0	5	100	No	20.0	Yes	Yes	Yes	Yes	Yes	No	No	No	4.0	5.3
Thailand	Yes	No limit	248.5	0.41	Yes	6.0	0	0	No	6.0	Yes	No	No	No	No	No	No	No	4.3	31.7
Timor-Leste	Yes	36	0.0	0.00	Yes	6.0	25	100	No	12.0	Yes	Yes	No	Yes	No	No	No	No	4.3	0.0
Togo	Yes	48	68.0	0.90	Yes	6.0	200	65	No	30.0	Yes	Yes	No	Yes	No	No	Yes	Yes	4.3	8.8
Tonga	No	No limit	0.0	0.00	Yes	6.0	0	0	Yes	0.0	Yes	No	No	No	No	No	No	No	0.0	0.0
Trinidad and Tobago	No	No limit	0.0	0.00	Yes	6.0	0	100	No	10.0	Yes	No	No	Yes	No	No	Yes	No	6.4	14.1
Tunisia	No	48	118.9	0.24	Yes	6.0	0	100	No	13.0	Yes	Yes	Yes	Yes	Yes	Yes	Yes	Yes	4.3	7.8
Turkey	Yes	No limit	167.5	0.12	Yes	6.0	0	100	Yes	16.0	Yes	No	No	No	No	No	No	Yes	6.7	23.1
Uganda	No	No limit	2.3	0.03	Yes	6.0	0	0	No	21.0	Yes	No	No	No	No	No	No	No	8.7	0.0
Ukraine	Yes	No limit	132.2	0.32	No	5.5	20	100	No	18.0	Yes	Yes	No	Yes	No	Yes	Yes	Yes	8.7	4.3
United Arab Emirates	No	No limit	0.0	0.00	Yes	6.0	0	50	Yes	26.0	Yes	No	No	No	No	No	No	No	4.3	0.0
United Kingdom	No	No limit	1,355.1	0.28	Yes	6.0	0	0	No	28.0	Yes	No	No	No	No	No	No	No	5.3	3.1

EMPLOYING WORKERS DATA		Difficulty of hiring				Rigidity of hours				Difficulty of redundancy						Redundancy cost			
United States	No	No limit	1,244.6	0.20	Yes	6.0	0	0	No	No	0.0	Yes	No	No	No	No	No	0.0	0.0
Uruguay	Yes	No limit	363.5	0.21	Yes	6.0	0	100	No	No	21.0	Yes	No	No	No	No	No	0.0	20.8
Uzbekistan	Yes	60	40.5	0.19	Yes	6.0	50	100	Yes	No	15.0	Yes	No	Yes	No	Yes	Yes	8.7	8.7
Vanuatu	No	No limit	321.3	0.73	Yes	6.0	75	50	No	No	17.0	Yes	No	No	No	No	No	9.3	23.1
Venezuela, R <sup>b</sup>	Yes	24	356.0	0.22	Yes	6.0	30	50	Yes	No	19.3	No	n.a.	n.a.	n.a.	n.a.	n.a.	n.a.	n.a.
Vietnam	No	72	73.1	0.44	Yes	6.0	30	100	No	No	13.0	Yes	No	Yes	Yes	Yes	Yes	0.0	24.6
West Bank and Gaza	No	24	384.7	1.55	Yes	6.0	0	150	Yes	Yes	12.0	Yes	Yes	No	No	No	No	4.3	23.1
Yemen, Rep.	No	No limit	93.3	0.46	Yes	6.0	15	100	No	No	30.0	Yes	Yes	No	No	No	Yes	4.3	23.1
Zambia	No	No limit	131.7	0.59	Yes	5.5	4	100	No	No	24.0	Yes	Yes	No	No	No	No	4.3	46.2
Zimbabwe	No	No limit	246.5	2.43	Yes	6.0	15	100	Yes	No	22.0	Yes	Yes	Yes	Yes	Yes	Yes	13.0	69.3

- a. Including renewals.  
b. Economies for which 0.0 is shown have no minimum wage in the private sector.  
c. For 2 months a year in case of a seasonal increase in production.  
d. In case of continuous operations.  
e. Average for workers with 1, 5 and 10 years of tenure.  
f. Whether compulsory before redundancy.  
g. Some answers are not applicable (n.a.) for economies where dismissal due to redundancy is disallowed.  
Source: Doing Business database.





# Acknowledgments

*Doing Business* would not be possible without the expertise and generous input of a network of more than 10,200 local partners, including legal experts, business consultants, accountants, freight forwarders, government officials and other professionals routinely administering or advising on the relevant legal and regulatory requirements in the 189 economies covered. Contact details for local partners are available on the *Doing Business* website at <http://www.doingbusiness.org>.

Data collection and analysis for *Doing Business 2014* were conducted through the Global Indicators and Analysis Department under the general direction of Augusto Lopez-Claros. The project was managed by Rita Ramalho with the support of Carolin Geginat, Adrian Gonzalez, Jean Michel Lobet and Hulya Ulku. Other team members included Jean Arlet, Iana Ashchian, Pablo Baquero, Iryna Bilotserkivska, Erica Bosio, Nadine Abi Chakra, Edgar Chavez Sanchez, Rong Chen, Maya Choueiri, Catrice Christ, Santiago Croci Downes, Fernando Dancausa Diaz, Baria Nabil Daye, Marie Lily Delion, Laura Diniz, Raian Divanbeigi, Margherita Fabbri, Caroline Frontigny, Paula García Serna, Dorina Georgieva, Anushavan Hambardzumyan, Michelle-Christine Hanf, Joyce Ibrahim, Nan Jiang, Hervé Kaddoura, Olena Koltko, Magdalini Konidari, Dmitri Lohvinski, Fernanda Maretto de Barros, Betty Mensah, Frédéric Meunier, Robert Murillo, Joanna Nasr, Marie-Jeanne Ndiaye, Nadia Novik, Mikiko Imai Ollison, Jiawen Pan, Nina Paustian, Parvina Rakhimova, Morgann Courtney Ross, Valentina Saltane, Momodou Salifu Sey, Anastasia Shegay, Jayashree Srinivasan, Moussa Traoré, Julien Vilquin, Matthew Williger and Yasmin Zand. The team would especially like to acknowledge the comments and support of Melissa Johns.

The online service of the *Doing Business* database is managed by Andres Baquero Franco, Varun Doiphode, Kunal Patel, Mohan Pathapati, Vinod Thottikkatu and Hashim Zia under the direction of Preeti Endlaw. The *Doing Business 2014* outreach strategy is executed by a communications team led by Nadine Ghannam and including Hyun Kyong Lee and Sushmitha Malini Narsiah, with support from Nicole Frost and World Bank Group communications colleagues around the world.

The team is grateful for valuable comments provided by colleagues across the World Bank Group and for the guidance of World Bank Group Executive Directors. It would especially like to acknowledge the comments and guidance of Aart C. Kraay. Comments were also received from Zoubida Allaoua, Alejandro Alvarez de la Campa, Pedro Antmann, Shahin Bagirov, Carol Balkaran, Arup Banerjee, Karim Ouled Belayachi, Najy Benhassine, Alexander Berg, Charmaine Chua, Laurent Corthay, Pasquale di Benedetta, Makhtar Diop, Sylvie Dossou, Raja Rolsan Effendy, Harold Epineuse, Alejandro Espinosa-Wang, Jorge Familiar Calderon, Enrique Fanta, Robert L. Floyd, Viven Foster, Samuel Freije-Rodriguez, William John Gain, Raluca Golumbeanu, Heike Gramckow, Mona Haddad, Caroline Heider, Thea Hilhorst, Giuseppe Iarossi, Moses Misach Kajubi, Clayton Bryant Kerswell, Jeni Klugman, Jonathan Koh Tat Tsen, Arvo Kuddo, Anjali Kumar, Grace Lee, Philippe Le Houérou, Anne-Marie Leroy, Larisa Leshchenko, Andres Martinez, Gerard McLinden, Maria Cristina Mejia, Philippe de Meneval, Trimor Mici, Andrei Mikhnev, Fredesvinda Fatima Montes, Connel Mottley, Thomas Moulrier, Brian G. Mtonya, Cyril Muller, Cecile Niang, Alban Pruthi, Sexavet Qarayev, Bikki Randhawa, David Robalino, Jaime

Saavedra-Chanduvi, Frederico Gil Sander, Shalini Sankaranarayan, Shahrol Anuwar Sarman, Jordan Z. Schwartz, Rick Scobey, Harris Selod, Harjinder Singh-Atwal, Andrew Stone, Mark Sundberg, Roberto Tarallo, Laura Tuck, Hasan A. Tuluy, Mahesh Uttamchandani, Tunc Tahsin Uyanik, Maria Vagliasindi, Michael Thomas Willcock, Hoshin Won and Nikole Catalina Zamudio.

The paying taxes project was conducted in collaboration with PwC, led by John Preston. The development of the getting electricity indicators was financed by the Norwegian Trust Fund.

Paul Holtz and Alison Strong edited the manuscript. The Word Express, Inc. designed the report and the graphs.

Quotations in this report are from *Doing Business* local partners unless otherwise indicated. The names of those wishing to be acknowledged individually are listed below. The global and regional contributors listed are firms that have completed multiple surveys in their various offices around the world.

**GLOBAL CONTRIBUTORS**

ADVOCATES FOR INTERNATIONAL DEVELOPMENT

ALLEN & OVERY LLP

AMERICAN BAR ASSOCIATION, SECTION OF INTERNATIONAL LAW

BAKER & MCKENZIE

CLEARY GOTTlieb STEEN & HAMILTON LLP

DENTONS

DLA PIPER

ERNST & YOUNG

IUS LABORIS, ALLIANCE OF LABOR, EMPLOYMENT, BENEFITS AND PENSIONS LAW FIRMS

KPMG

LAW SOCIETY OF ENGLAND AND WALES

LEX MUNDI, ASSOCIATION OF INDEPENDENT LAW FIRMS

MAYER BROWN

PANALPINA

PwC<sup>1</sup>

RUSSELL BEDFORD INTERNATIONAL

SDV INTERNATIONAL LOGISTICS

**REGIONAL CONTRIBUTORS**

A.P. MOLLER-MAERSK GROUP

ASSOCIATION OF CONSUMER CREDIT INFORMATION SUPPLIERS (ACCIS)

CABINET JOHN W. FOOKS & CO.

DFDL

GIDE LOYRETTE NOUËL, MEMBER OF LEX MUNDI

GLOBALINK TRANSPORTATION & LOGISTICS WORLDWIDE LLP

GRATA LAW FIRM

RAPOSO BERNARDO & ASSOCIADOS

SORAINEN

TALAL ABU-GHAZALEH LEGAL (TAG-LEGAL)

TRANSUNION INTERNATIONAL

**AFGHANISTAN**

INDEPENDENT JOINT ANTI-CORRUPTION  
MONITORING AND EVALUATION  
COMMITTEE

KABUL MUNICIPALITY

Mirza Taqi Ud Din Ahmad  
A.F. FERGUSON & CO., CHARTERED  
ACCOUNTANTS, A MEMBER FIRM OF  
PwC NETWORK

Mohammad Zarif Alam  
Stanikzai  
AFGHAN BAR ASSOCIATION

Mirwais Alami  
DA AFGHANISTAN BRESHNA SHERKAT

Raiyt Alamyar  
DA AFGHANISTAN BANK

Khwaja Shaheryar Aziz  
A.F. FERGUSON & CO., CHARTERED  
ACCOUNTANTS, A MEMBER FIRM OF  
PwC NETWORK

Nadia Bazidwal  
MINISTRY OF COMMERCE AND INDUSTRY

Amanda Galton  
ORRICK, HERRINGTON & SUTCLIFFE LLP

Sayed Jawid Hashemi  
MASSOUDI LEGAL CONSULTANCY

Saduddin Haziq  
AFGHAN UNITED BANK

Rashid Ibrahim  
A.F. FERGUSON & CO., CHARTERED  
ACCOUNTANTS, A MEMBER FIRM OF  
PwC NETWORK

Sanzar Kakar  
AFGHANISTAN FINANCIAL SERVICES, LLC

Mohammed Masood Khwaja  
DA AFGHANISTAN BRESHNA SHERKAT

Gaurav Lekh Raj Kukreja  
AFGHAN CONTAINER TRANSPORT  
COMPANY

Khalid Mafton  
MINISTRY OF COMMERCE AND INDUSTRY

Khalid Massoudi  
MASSOUDI LEGAL CONSULTANCY

Tali Mohammad  
AFGHANISTAN INVESTMENT SUPPORT  
AGENCY

Shekeeb Nessar  
DA AFGHANISTAN BRESHNA SHERKAT

Gul Pacha  
AFGHANISTAN INVESTMENT SUPPORT  
AGENCY

QASEM

Tamsil Rashid  
AFGHANISTAN INTERNATIONAL BANK

Abdul Rahim Saeedi  
MINISTRY OF COMMERCE AND INDUSTRY

Tariq Ahmad Sarfaraz  
MINISTRY OF COMMERCE AND INDUSTRY

Richard Scarth  
PROPERTY CONSULTING AFGHANISTAN

Khalil Sediq  
AFGHANISTAN INTERNATIONAL BANK

Said Mubin Shah  
AFGHANISTAN INVESTMENT SUPPORT  
AGENCY

Mohammad Ibrahim Shams  
AFGHANISTAN INVESTMENT SUPPORT  
AGENCY

Asiyah Sharifi  
AFGHANISTAN FINANCIAL SERVICES, LLC

Sharifullah Shirzad  
DA AFGHANISTAN BANK

Haris Syed Raza  
MAERSK & SAFMARINE

Najibullah Wardak  
MINISTRY OF FINANCE

Abdul Saleem Waziry  
WAZIRY GLOBAL CONSTRUCTION  
PROJECTS

Mohammadi Khan Yaqoobi  
DA AFGHANISTAN BANK

**ALBANIA**

ERNST & YOUNG

KUEHNE + NAGEL LTD.

MANETCI (MANE TRADING  
CONSTRUCTION & INVESTMENT)

WOLF THEISS

Eduard Ahmeti  
BOGA & ASSOCIATES TIRANA

Artur Asllani  
TONUCCI & PARTNERS

Sabina Baboci  
KALO & ASSOCIATES

Redjan Basha  
A&B BUSINESS CONSULTING

Ledia Beçi  
HOXHA, MEMI & HOXHA

Artan Bozo  
BOZO & ASSOCIATES LAW FIRM

Jori Bregasi  
HOXHA, MEMI & HOXHA

Alban Caushi  
KALO & ASSOCIATES

Ina Curri  
PwC ALBANIA

Ilir Daci  
OPTIMA LEGAL AND FINANCIAL

Sajmir Dautaj  
TONUCCI & PARTNERS

Erinda Duraj  
BOZO & ASSOCIATES LAW FIRM

Sokol Elmazaj  
BOGA & ASSOCIATES TIRANA

Alba Fagu  
BANK OF ALBANIA

Lisjana Fusha  
ALB BB AUDITING SHPK -  
CORRESPONDENT OF RUSSELL BEDFORD  
INTERNATIONAL

Lorena Gega  
PwC ALBANIA

Eduart Gjokutaj  
AL-TAX CENTER

Valbona Gjonçari  
BOGA & ASSOCIATES TIRANA

Shirli Gorenca  
KALO & ASSOCIATES

Mateo Gosnishti  
ALB BB AUDITING SHPK -  
CORRESPONDENT OF RUSSELL BEDFORD  
INTERNATIONAL

Emel Haxhillari  
KALO & ASSOCIATES

Blerina Hilaj  
A&B BUSINESS CONSULTING

Shpati Hoxha  
HOXHA, MEMI & HOXHA

Elona Hoxhaj  
BOGA & ASSOCIATES TIRANA

Xhet Hushi  
KALO & ASSOCIATES

Evis Jani  
DRAKOPOULOS LAW FIRM

Evandro Janka  
BOZO & ASSOCIATES LAW FIRM

Ilir Johollari  
HOXHA, MEMI & HOXHA

Miranda Kapllani  
BENIMPEX & CO.

Erlind Kodhelaj  
BOGA & ASSOCIATES TIRANA

Sabina Lalaj  
BOGA & ASSOCIATES

Renata Leka  
BOGA & ASSOCIATES TIRANA

Loreta Loli  
ALBAKONTROLL

Andi Memi  
HOXHA, MEMI & HOXHA

Aigest Milo  
KALO & ASSOCIATES

Enio Minxhozi  
KALO & ASSOCIATES

Loreta Peci  
PwC ALBANIA

Florian Piperi  
OPTIMA LEGAL AND FINANCIAL

Eng Shpresa Prođani  
DYRRRAHSEPD SH.P.K

Artila Rama  
BOGA & ASSOCIATES TIRANA

Loriana Robo  
KALO & ASSOCIATES

Ergis Sefa  
ERG MANAGERIAL

Enkelejd Seitllari  
KALO & ASSOCIATES

Ardjana Shehi  
KALO & ASSOCIATES

Alban Shehri  
ALBAKONTROLL

Nives Shtylla  
KALO & ASSOCIATES

Elda Shuraja  
HOXHA, MEMI & HOXHA

Majlinda Sulstarova  
TONUCCI & PARTNERS

Besa Tauzi  
BOGA & ASSOCIATES TIRANA

Ketrin Topçiu  
BOZO & ASSOCIATES LAW FIRM

Ened Topi  
BOGA & ASSOCIATES TIRANA

Fioralba Trebicka  
HOXHA, MEMI & HOXHA

Alketa Uruçi  
BOGA & ASSOCIATES TIRANA

Gerhard Velaj  
BOGA & ASSOCIATES TIRANA

Silva Velaj  
BOGA & ASSOCIATES TIRANA

Selena Ymeri  
HOXHA, MEMI & HOXHA

Enida Zeneli  
BOZO & ASSOCIATES LAW FIRM

**ALGERIA**

DELOITTE ALGÉRIE

Branka Achari-Djokic  
BANQUE D'ALGÉRIE

Salima Aloui  
LAW FIRM GOUSSANEM & ALOUI

Mohamed Atbi  
ETUDE NOTARIALE MOHAMED ATBI

Samir Benslimane  
CABINET BENSLIMANE

Adnane Bouchaib  
BOUCHAIB LAW FIRM

Amin Bouhaddi  
ENTREPRISE BOUHADDI

Ryad Chabouni  
NSC MAGHREB

Alain Chedal  
LANDWELL & ASSOCIÉS

Mohamed Dhif  
CENTRE NATIONAL DU REGISTRE DU  
COMMERCE

Said Dib  
BANQUE D'ALGÉRIE

Souhila Djamouh Chaib  
CABINET DJAMOUH

Samir Hadj Ali  
MAZARS ALGERIA

Mustapha Hamdane  
MUSTAPHA HAMDANE LAW OFFICE

Goussanem Khaled  
LAW FIRM GOUSSANEM & ALOUI

Bachir Khodja  
SNC KHODJA & CO.

Raffa Hakim Lakhdar  
NSC MAGHREB

Mohamed Lakroum  
LANDWELL & ASSOCIÉS

Samira Lalig  
GLOBAL ASSISTANCE

Karine Lasne  
LANDWELL & ASSOCIÉS

Vincent Lunel  
LEFÈVRE PELLETIER & ASSOCIÉS

Abdelaziz Mahsas  
MINISTÈRE DES FINANCES - DIRECTION  
GÉNÉRALE DES IMPÔTS

Sid-Ahmed Mekerba  
GHELLAL & MEKERBA

Hamid Ould Hocine  
STUDIO A

Mourad Seghir  
GHELLAL & MEKERBA

Benabid Mohammed Tahar  
CABINET MOHAMMED TAHAR BENABID

**ANGOLA**

ANGOLA CUSTOMS NATIONAL  
DIRECTORATE

1. PwC refers to the network of member firms of PricewaterhouseCoopers International Limited (PwCIL), or, as the context requires, individual member firms of the PwC network. Each member firm is a separate legal entity and does not act as agent of PwCIL or any other member firm. PwCIL does not provide any services to clients. PwCIL is not responsible or liable for the acts or omissions of any of its member firms nor can it control the exercise of their professional judgment or bind them in any way. No member firm is responsible or liable for the acts or omissions of any other member firm nor can it control the exercise of another member firm's professional judgment or bind another member firm or PwCIL in any way.

BANCO NACIONAL DE ANGOLA  
ERNST & YOUNG

LOURDES CAPOSSO FERNANDES &  
ASSOCIADOS

Sika Awonor  
GLOBAL CHOICE ANGOLA, LDA

Gilberto Buanga Silva  
CCBS ABOGADOS

Nelson Couto Cabral  
CCBS ABOGADOS

Alexandre Caldas Menezes  
CALDAS MENEZES

Pedro Calixto  
PwC ANGOLA

Guilherme Carreira  
SOARES DA COSTA

Vitor Carvalho  
VITOR CARVALHO & ASSOCIADOS

Anacleta Cipriano  
FBL ABOGADOS

Miguel Coutinho  
KPMG

Patricia Dias  
AVM ABOGADOS

Luís Ferreira  
ON CORPORATE

Pedro José Filipe Mbandango  
GUICHÉ ÚNICO DE EMPRESA

Fátima Freitas  
FATIMA FREITAS ABOGADOS

Francisco Goes Pinheiro  
AVM ABOGADOS

Berta Grilo  
FBL ABOGADOS

Victor Leonel  
ORDEM DOS ARQUITECTOS

Catarina Levy Osório  
ANGOLA LEGAL CIRCLE

Guiomar Lopes  
FBL ABOGADOS

Teresinha Lopes  
FBL ABOGADOS

João Machado  
PwC ANGOLA

Arlete Maia  
CFA FIRMA DE ABOGADOS

Guirec Malfait  
SDV LOGISTICS

Ulanga Gaspar Martins  
BANCO PRIVADO ATLÂNTICO

Carlos Martins Lopes  
KPMG

Arcelio Matias  
ARCÉLIO INÁCIO DE ALMEIDA MATIAS  
- ARDIA-PRESTAÇÃO DE SERVIÇOS E  
CONSULTORIA, LDA

Nicole Mendes  
VITOR CARVALHO & ASSOCIADOS

Itweva Nogueira  
CFA FIRMA DE ABOGADOS

Eduardo Paiva  
PwC ANGOLA

Tiago Pereira Monteiro  
AVM ABOGADOS

Djamila Pinto de Andrade  
FBL ABOGADOS

Nair Pitra  
CFA FIRMA DE ABOGADOS

Luis Filipe Pizarro  
AG & LP ESCRITÓRIO DE ABOGADOS

Helena Prata  
ANGOLA LEGAL CIRCLE

João Robles  
F. CASTELO BRANCO & ASSOCIADOS

Antonio Sanchez  
EDEL-EP

Beatriz Calcida Soares  
Catumbela  
CONSERVATÓRIA DO REGISTRO PREDIAL  
DE LUANDA (1ª SECCÃO)

Cristina Teixeira  
PwC ANGOLA

N'Zinga Teixeira Jasse  
AG & LP ESCRITÓRIO DE ABOGADOS

Kiluanje Tiny  
CFA FIRMA DE ABOGADOS

Ludmilo Tiny  
NTA - NORONHA TINY ABOGADOS

N'Gunu Tiny  
CFA FIRMA DE ABOGADOS

Antônio Vicente Marques  
AVM ABOGADOS

## ANTIGUA AND BARBUDA

Ricki Camacho  
ANTIGUA & BARBUDA INTELLECTUAL  
PROPERTY & COMMERCE OFFICE  
(ABIPCO)

Eleanor R. Clark  
CLARKE & CLARKE

Neil Coates  
PwC ANTIGUA

Terence Dornellas  
CONSOLIDATED MARITIME SERVICES

Vernon Edwards Jr.  
FREIGHT FORWARDING &  
DECONSOLIDATING

John Fuller  
JOHN E. FULLER & CO.

Robert Giraldo  
CARIBTRANS

Lisa M. John Weste  
THOMAS, JOHN & CO.

Hugh C. Marshall  
MARSHALL & CO.

Jason Peters  
ANTIGUA PUBLIC UTILITY AUTHORITY

Girvan Pigott  
ANTIGUA PUBLIC UTILITY AUTHORITY

Septimus A. Rhudd  
RHUDD & ASSOCIATES

Stacy A. Richards-Anjo  
RICHARDS & CO.

Steadroy Roach  
ANTIGUA PUBLIC UTILITY AUTHORITY

Andrea Roberts  
ROBERTS & CO.

Cathrona Samuel  
ANTIGUA PUBLIC UTILITY AUTHORITY

Patricia Simon-Forde  
CHAMBERS PATRICIA SIMON-FORDE

Frederick Southwell  
DEVELOPMENT CONTROL AUTHORITY

Arthur Thomas  
THOMAS, JOHN & CO.

Marsha Thomas  
PwC ANTIGUA

Charles Walwyn  
PwC ANTIGUA

Marietta Warren  
INTERFREIGHT LTD.

Hesketh Williams  
MINISTRY OF LABOR

Oliver Woollard  
CARIBBEAN CURRENT

## ARGENTINA

Ignacio Acedo  
GONZALEZ & FERRARO MILA

Fernando Aguinaga  
ZANG, BERGEL & VIÑES ABOGADOS

Javier Alegria  
ESTUDIO ALEGRIA BUEY FERNANDEZ  
FISSORE MONTEMERLO

Lisandro A. Allende  
BRONS & SALAS ABOGADOS

Marina Altieri  
DE DIOS & GOYENA ABOGADOS  
CONSULTORES

Ignacio E. Aramburu  
ESTUDIO MOLTEDO

Luis Arana Tagle  
NEGRI, BUSSO & FARIÑA

Tomás M. Araya  
M. & M. BOMCHIL

Natalia Artmann  
ALFARO ABOGADOS

Ariadna Artopoulos  
M. & M. BOMCHIL

Alejo Baca Castex  
G. BREUER

Vanesa Balda  
VITALE, MANOFF & FEILBOGEN

Ricardo Balestra  
M. & M. BOMCHIL

Néstor J. Belgrano  
NICOLÁS BELGRANO

Sebastián Bittner  
JEBSEN & CO.

Ignacio Fernández Borzese  
LUNA REQUENA & FERNÁNDEZ BORZESE  
TAX LAW FIRM

Maria Sol Boselli  
ESTUDIO ALEGRIA BUEY FERNANDEZ  
FISSORE MONTEMERLO

Iván Burín  
ZANG, BERGEL & VIÑES ABOGADOS

Adriana Paola Caballero  
WIENER SOTO CAPARRÓS

María Soledad Capozzi  
QUATTRINI, LAPRIDA & ASOCIADOS

Federico Carenzo  
LEONHARDT, DIETL, GRAF & VON  
DER FECHT

Mariano E. Carricart  
BADENI, CANTILLO, LAPLACETTE &  
CARRICART

Luciano Cativa  
LUNA REQUENA & FERNÁNDEZ BORZESE  
TAX LAW FIRM

Pablo L. Cavallaro  
ESTUDIO CAVALLARO ABOGADOS

Guadalupe Cores  
QUATTRINI, LAPRIDA & ASOCIADOS

Roberto H. Crouzel  
ESTUDIO BECCAR VARELA

María Amalia Cruz  
ZANG, BERGEL & VIÑES ABOGADOS

Valeria D'Alessandro  
MARVAL, O'FARRELL & MAIRAL,  
MEMBER OF LEX MUNDI

Nicolás de Ezcurra  
ESTUDIO BECCAR VARELA

Oscar Alberto del Río  
CENTRAL BANK OF ARGENTINA

Andrés Edelstein  
PwC ARGENTINA

Joaquín Eppens Echague  
FIORITO MURRAY & DIAZ CORDERO

Daniel Escolá  
QUATTRINI, LAPRIDA & ASOCIADOS

Juan M. Espeso  
JEBSEN & CO.

Pablo Ferraro Mila  
GONZALEZ & FERRARO MILA

Diego M. Fissore  
G. BREUER

Victoria Funes  
Martín Gastaldi  
ESTUDIO BECCAR VARELA

Javier M. Gattó Bicain  
CANDIOTI GATTO BICAIN & OCANTOS

Giselle Rita Geuna  
ALFARO ABOGADOS

Juan Jose Glusman  
PwC ARGENTINA

Rosalina Goñi Moreno  
QUATTRINI, LAPRIDA & ASOCIADOS

Sandra S. Guillan  
DE DIOS & GOYENA ABOGADOS  
CONSULTORES

Sofía Harilaos  
ALFARO ABOGADOS

Gabriela Hidalgo  
QUATTRINI, LAPRIDA & ASOCIADOS

Daniel Intile

DANIEL INTILE & ASOC. - MEMBER OF  
RUSSELL BEDFORD INTERNATIONAL

Martín Jebson  
JEBSEN & CO.

Bruna Kruger  
DE DIOS & GOYENA ABOGADOS  
CONSULTORES

Federico Hernán Laprida  
QUATTRINI, LAPRIDA & ASOCIADOS

Bastiana Locurscio  
RATTAGAN, MACCHIAVELLO AROCENA  
& PEÑA ROBIROSA ABOGADOS

Lucas Lovisek  
ESTUDIO BECCAR VARELA

Dolores Madueño  
JEBSEN & CO.

Juan Manuel Magadan  
PwC ARGENTINA

María Lucila Marchini  
ESTUDIO BECCAR VARELA

Daniel Martini  
EDESUR ELECTRICIDAD DISTRIBUIDORA  
SUR S.A.

Soledad Matteozzi  
ALFARO ABOGADOS

Pedro Mazer  
ALFARO ABOGADOS

Julian Melis  
CANDIOTI GATTO BICAIN  
& OCANTOS

Maria Fernanda Mierez  
ESTUDIO BECCAR VARELA

José Oscar Mira  
CENTRAL BANK OF ARGENTINA

Jorge Miranda  
CLIPPERS S.A.

Pablo Murray  
FIORITO MURRAY & DIAZ CORDERO

Damián Mauricio Najenson  
ESTUDIO SPOTA

Alfredo Miguel O'Farrell  
MARVAL, O'FARRELL & MAIRAL,  
MEMBER OF LEX MUNDI

Gonzalo Oliva Beltran  
LLERENA AMADEO, DONDO & OLIVA  
BELTRÁN

Gabriela Orsini  
SENTIDO COMÚN

Paula Oviedo  
NEGRI, BUSSO & FARIÑA

Inés Poffo  
ZANG, BERGEL & VIÑES ABOGADOS

Alejandro Poletto  
ESTUDIO BECCAR VARELA

José Miguel Puccinelli  
ESTUDIO BECCAR VARELA

María Clara Pujol  
WIENER SOTO CAPARRÓS

Ignacio Questa Etcheberry  
ALFARO ABOGADOS

Federico José Reibestein  
REIBESTEIN & ASOCIADOS

Miguel Remmer  
ESTUDIO BECCAR VARELA

Armando Ricci  
ZANG, BERGEL & VIÑES ABOGADOS

Sebastián Rodrigo  
ALFARO ABOGADOS

Andrés Sebastián Rojas  
ESTUDIO BECCAR VARELA

Fernanda Sabbatini  
WIENER SOTO CAPARRÓS

Luz María Salomón  
J.P. O'FARRELL ABOGADOS

Mariela Alejandra Sas  
M. & M. BOMCHIL

María Florencia Sota Vazquez  
ALFARO ABOGADOS

Pablo Staszewski  
STASZEWSKI & ASOC.

Adolfo Tombolini  
DANIEL INTILE & ASOC. - MEMBER OF  
RUSSELL BEDFORD INTERNATIONAL

María Paola Trigiani  
ALFARO ABOGADOS

Victoria Tuculet

Susana Urresti  
EDESUR ELECTRICIDAD DISTRIBUIDORA  
SUR S.A.

Nicolás Usandivaras  
NEGRI, BUSSO & FARIÑA

Emilio Beccar Varela  
ESTUDIO BECCAR VARELA

Abraham Viera  
PLANOSNET.COM CONSULTORIA  
MUNICIPAL

Paz Villamil  
RATTAGAN, MACCHIAVELLO AROCENA  
& PEÑA ROBIROSA ABOGADOS

Saúl Zang  
ZANG, BERGEL & VIÑES ABOGADOS

Joaquín Emilio Zappa  
J.P. O'FARRELL ABOGADOS

Carlos Zima  
PwC ARGENTINA

## ARMENIA

Anna Abovyan  
LOGICON DEVELOPMENT LLC

Armen Alaverdyan  
STATE REVENUE COMMITTEE OF THE  
GOVERNMENT OF THE REPUBLIC OF  
ARMENIA

Ruzan Alaverdyan  
MINISTRY OF URBAN DEVELOPMENT

Karen Arabyan  
AMBER CAPITAL

Sedrak Asatryan  
COINCERN-DIALOG LAW FIRM

Lilit Avenyan  
MINISTRY OF ECONOMY

David Babasyan  
CENTRAL BANK OF ARMENIA

Albert Babayan  
MINISTRY OF ECONOMY

Karapet Badalyan  
PRUDENCE LEGAL

Sayad Badalyan  
INVESTMENT LAW GROUP LLC

Armen Baghdasaryan  
ARMADEL CONSULTING

Vardan Bezhanian  
LAW FACULTY, YEREVAN STATE  
UNIVERSITY

Abgar Budaghyan  
PUBLIC SERVICES REGULATORY  
COMMISSION OF ARMENIA

Artyom Chakhalyan  
LOGICON DEVELOPMENT LLC

Kristina Dudukchyan  
KPMG

Aikanush Edigaryan  
TRANS-ALLIANCE

Koryun Gevorgyan  
MINISTRY OF ECONOMY

Levon Gevorgyan  
HARUTIUNIAN & PARTNERS LAW FIRM

Vahe Ghavalyan  
PARADIGMA ARMENIA CJSC

Arsen Ghazaryan  
UNION OF MANUFACTURERS AND  
BUSINESSMEN (EMPLOYERS) OF  
ARMENIA

Hayk Ghazazyan  
KPMG

Suren Gomtsyan  
CONCERN-DIALOG LAW FIRM

Armine Grigoryan  
THE STATE COMMITTEE OF THE  
REAL PROPERTY CADASTRE OF THE  
GOVERNMENT OF THE REPUBLIC OF  
ARMENIA

Narek Grigoryan  
THE STATE COMMITTEE OF THE  
REAL PROPERTY CADASTRE OF THE  
GOVERNMENT OF THE REPUBLIC OF  
ARMENIA

Tigran Grigoryan  
AMERIA GROUP CJSC

Sargis H. Martirosyan  
TRANS-ALLIANCE

Alla Hakhnazaryan  
LEGLATA

Gevorg Hakobyan  
CONCERN-DIALOG LAW FIRM

Haik Harutiunian  
HARUTIUNIAN & PARTNERS LAW FIRM

Davit Harutyunyan  
PwC ARMENIA

Artak Hovakimyan  
BIG ENERGO LLC

Andreas Hovhannisyian  
FINTECHAUDIT

Hovhannes Hovhannisyian  
THE STATE COMMITTEE OF THE  
REAL PROPERTY CADASTRE OF THE  
GOVERNMENT OF THE REPUBLIC OF  
ARMENIA

Isabella Hovhannisyian  
EBRD BUSINESS SUPPORT OFFICE

Davit Iskandaryan  
CONVERSE BANK CJSC

Paruyr Jangulyan  
MINISTRY OF ECONOMY

Vahram Jotyan  
GOSSELIN

Vahe G. Kakoyan  
INVESTMENT LAW GROUP LLC

Arshak Karapetyan  
INVESTMENT LAW GROUP LLC

Andranik Kasaryan  
REPUBLIC OF ARMENIA YEREVAN  
MUNICIPALITY

Hakob Khachatourian  
ELEKTRASHINARAR

Karen Khachataryan  
THE STATE COMMITTEE OF THE  
REAL PROPERTY CADASTRE OF THE  
GOVERNMENT OF THE REPUBLIC OF  
ARMENIA

Marine Khchoyan  
LOGICON DEVELOPMENT LLC

Liana Kirakosyan

Nelly Kirakosyan  
CENTRAL BANK OF ARMENIA

Suren Kocharyan  
AMERIA GROUP CJSC

Tigran Kocharyan  
COMPACT REAL ESTATE AGENCY LLC

Arayik Kurdyan  
REPUBLIC OF ARMENIA YEREVAN  
MUNICIPALITY

Gor Margaryan  
LEGLATA

Hovhannes Matevosyan  
LEGLATA

Lilit Matevosyan  
PwC ARMENIA

Arsen Matikyan  
CMA CGM

Robin McCone  
PwC GEORGIA

Armen Melkumyan  
FIDELITY CONSULTING CJSC

Eduard Mesropyan  
JINJ LTD.

Vahe Movsisyan  
INVESTMENT LAW GROUP LLC

Ashot Musayan  
THE STATE COMMITTEE OF THE  
REAL PROPERTY CADASTRE OF THE  
GOVERNMENT OF THE REPUBLIC OF  
ARMENIA

Narine Nersisyan  
PwC ARMENIA

Nerses Nersisyan  
PwC ARMENIA

Artur Nikoyan  
TRANS-ALLIANCE

Aram Orbelyan  
MINISTRY OF JUSTICE

Karen Petrosyan  
INVESTMENT LAW GROUP LLC

Naira Petrosyan  
PARADIGMA ARMENIA CJSC

Vahe Petrosyan  
LOGICON DEVELOPMENT LLC

Aram Poghosyan  
GRANT THORNTON LLP

Hayk Pogosyan  
ARSAROTEX LLC

Vahagh Rostomyan  
THE STATE COMMITTEE OF THE  
REAL PROPERTY CADASTRE OF THE  
GOVERNMENT OF THE REPUBLIC OF  
ARMENIA

Suren Sahakyan  
SAHAKYANSHIN CJSC

Ruben Shahmuradyan  
COMFORT R&V

Gayane Shimshiryan

Aleksey Sukoyan  
COURT OF FIRST INSTANCE

Hakob Tadevosyan  
GRANT THORNTON LLP

Arsen Tavadyan  
TER-TACHATYAN LEGAL AND BUSINESS  
CONSULTING

Armen Ter-Tachatyan  
TER-TACHATYAN LEGAL AND BUSINESS  
CONSULTING

Hovhannes Toroyan  
AMERIA GROUP CJSC

Arman Yesayan  
ALFA SYSTEM TECHNOLOGIES

Liana Yordanyan  
TER-TACHATYAN LEGAL AND BUSINESS  
CONSULTING

Aram Zakaryan  
ACRA CREDIT BUREAU

## AUSTRALIA

DLA PIPER

TREASURY OF AUSTRALIA

VEDA ADVANTAGE

Carol Basili  
MARQUE LAWYERS

Jacinta Bishop  
MARQUE LAWYERS

Lynda Brumm  
PwC AUSTRALIA

David Buda  
RBHM COMMERCIAL LAWYERS

Christopher Camillin  
HOLMAN WEBB LAWYERS

Greg Channell  
DEPARTMENT OF LANDS

Gaibrielle Cleary  
GOULD RALPH PTY LTD. - MEMBER OF  
RUSSELL BEDFORD INTERNATIONAL

Mark Dalby  
OFFICE OF STATE REVENUE, NSW  
TREASURY

Chaz Dheer  
MARQUE LAWYERS

Robert Downing  
MACPHERSON + KELLEY LAWYERS

Karen Evans-Cullen  
CLAYTON UTZ, MEMBER OF LEX MUNDI

Ian Humphreys  
ASHURST LLP

Jennifer Ingram  
CLAYTON UTZ, MEMBER OF LEX MUNDI

John Karantonis  
CLAYTON UTZ, MEMBER OF LEX MUNDI

Morgan Kelly  
FERRIER HODGSON LIMITED

David Larish  
KING & WOOD MALLESONS

John Lobban  
ASHURST LLP

Suzy Madar  
KING & WOOD MALLESONS

John Martin  
THOMSON PLAYFORD

Melody Martin  
ASHURST LLP

Mitchell Mathas  
NORTON ROSE FULBRIGHT

Nicholas Mavrakis  
CLAYTON UTZ, MEMBER OF LEX MUNDI

Des Mooney  
DEPARTMENT OF LANDS

Patricia Muscat  
PwC AUSTRALIA

Claudia Newman-Martin  
KING & WOOD MALLESONS

Kylie Parker  
LOGICCA CHARTERED ACCOUNTANTS

Meredith Paynter  
KING & WOOD MALLESONS

Mark Pistilli  
CLIFFORD CHANCE

Garry Pritchard  
EMIL FORD LAWYERS

John Reid  
OFFICE OF STATE REVENUE, NSW  
TREASURY

Bob Ronai  
IMPORT-EXPORT SERVICES PTY. LTD.

Marisha Steinberg  
KING & WOOD MALLESONS

Damian Sturzaker  
MARQUE LAWYERS

Owen Thomas  
CLIFFORD CHANCE

Rosie Thomas  
KING & WOOD MALLESONS

Simon Truskett  
CLAYTON UTZ, MEMBER OF LEX MUNDI

## AUSTRIA

KSV 1870

Clemens Baerenthaler  
DLA PIPER WEISS-TESSBACH  
RECHTSANWÄLTE GMBH

Georg Bahn  
FRESHFIELDS BRUCKHAUS DERINGER

Thomas Bareder  
OESTERREICHISCHE NATIONAL BANK

Constantin Benes  
SCHOENHERR

Georg Brandstetter  
BRANDSTETTER PRITZ & PARTNER

Bruno Clemente Palma  
PwC AUSTRIA

Peter Czajkowski  
TRANSOCEAN SHIPPING

Martin Eckel  
TAYLORWESSING e|N|W|C  
NATLACEN WALDERDORFF CANCOLA  
RECHTSANWÄLTE GMBH

Agnes Eigner  
BRANDSTETTER PRITZ & PARTNER

Tibor Fabian  
BINDER GRÖSSWANG RECHTSANWÄLTE  
GMBH

Julian Feichtinger  
CHSH CERHA HEMPEL SPIEGELFELD  
HLAWATI, MEMBER OF LEX MUNDI

Ferdinand Graf  
GRAF & PITKOWITZ RECHTSANWÄLTE  
GMBH

Andreas Hable  
BINDER GRÖSSWANG RECHTSANWÄLTE  
GMBH

Tina Hausensteiner  
BPV HÜGEL RECHTSANWÄLTE OG

Friedrich Helml  
SCWP SCHINDHELM AUSTRIA

Alexander Hofmann  
RA DR. ALEXANDER HOFMANN, LL.M.

Armin Immervoll  
MINISTRY OF FINANCE

Rudolf Kaindl  
KOEHLER, KAINDL, DUERR & PARTNER,  
CIVIL LAW NOTARIES

Alexander Klausner  
BRAUNES KLAUSER PRÄNDL  
RECHTSANWÄLTE GMBH

Christian Koettl  
MINISTRY OF FINANCE

Rudolf Krickl  
PwC AUSTRIA

Barbara Luger  
FRESHFIELDS BRUCKHAUS DERINGER

Peter Madl  
SCHOENHERR

Gerald Mitteregger  
INTERNATIONAL LOGISTIC GATEWAY

Gerhard Muggenhuber  
BEV - FEDERAL OFFICE OF METROLOGY  
& SURVEYING

Elke Napokoj  
BPV HÜGEL RECHTSANWÄLTE OG

Felix Neuwirthner  
FRESHFIELDS BRUCKHAUS DERINGER

Martin Oppitz  
OESTERREICHISCHE NATIONAL BANK

Christopher Peitsch  
CHSH CERHA HEMPEL SPIEGELFELD  
HLAWATI, MEMBER OF LEX MUNDI

Christian Pöchlinger  
PwC AUSTRIA

Barbara Pogacar  
BPV HÜGEL RECHTSANWÄLTE OG

Martina Raczova  
GRAF & PITKOWITZ RECHTSANWÄLTE  
GMBH

Georg Schima  
KUNZ SCHIMA WALLENIN  
RECHTSANWÄLTE OG, MEMBER OF  
IUS LABORIS

Stephan Schmalzl  
GRAF & PITKOWITZ RECHTSANWÄLTE  
GMBH

Ernst Schmidt  
HALPERN & PRINZ

Günther Sedlacek  
OESTERREICHISCHE NATIONAL BANK

Teresa Steiner  
GRAF & PITKOWITZ RECHTSANWÄLTE  
GMBH

Thomas Strassner  
ORRICK, HERRINGTON & SUTCLIFFE LLP

Thomas Trettnak  
CHSH CERHA HEMPEL SPIEGELFELD  
HLAWATI, MEMBER OF LEX MUNDI

Wolfgang Vanas  
GRAF & PITKOWITZ RECHTSANWÄLTE  
GMBH

Birgit Vogt-Majarek  
KUNZ SCHIMA WALLENIN  
RECHTSANWÄLTE OG, MEMBER OF  
IUS LABORIS

Lukas A Weber  
BRAUNES KLAUSER PRÄNDL  
RECHTSANWÄLTE GMBH

Jakob Weinrich  
BINDER GRÖSSWANG RECHTSANWÄLTE  
GMBH

Elisabeth Zehetner  
AUSTRIAN CHAMBER OF COMMERCE

Thomas Zottl  
FRESHFIELDS BRUCKHAUS DERINGER

## AZERBAIJAN

Parviz Abdullayev  
PwC AZERBAIJAN

Aliagha Akhundov  
BAKER & MCKENZIE - CIS, LIMITED

Elnur Aliyev  
BHM BAKU LAW CENTRE LLC

Sevinj Aliyeva  
MGB LAW OFFICES

Jamil Alizada  
BAKER & MCKENZIE - CIS, LIMITED

Ismail Askerov  
MGB LAW OFFICES

Esmer Atakishiyeva  
AZERBAIJAN GLOBAL LOGISTIC

Iftixar Axundov  
MINISTRY OF TAXES

Anar Baghirov  
BHM BAKU LAW CENTRE LLC

Samir Balayev  
UNIBANK

Johanna Cronin  
BHM BAKU LAW CENTRE LLC

Zaur Fatizadeh  
MINISTRY OF TAXES

Simuzar Feyzullayeva  
BAKER & MCKENZIE – CIS, LIMITED

Rustam Gasimov  
BAKER & MCKENZIE – CIS, LIMITED

Sevil Gasimova  
BAKER & MCKENZIE – CIS, LIMITED

Abbas Guliyev  
BAKER & MCKENZIE – CIS, LIMITED

Arif Guliyev  
PwC AZERBAIJAN

Shaban Gurbanov  
BM MORRISON PARTNERS LAW FIRM

Gulnar Gurbanova  
BHM BAKU LAW CENTRE LLC

Elchin Habibov  
CENTRAL BANK OF AZERBAIJAN

Samir Hadjiyev  
GRATA LAW FIRM

Ilkin Hasanov  
MINISTRY OF TAXES

Gunel Hasanazade  
GRATA LAW FIRM

Nijat Huseynov  
LEALE INTERNATIONAL

Zaur Huseynov  
OJSC BAKIELEKTRIKSHEBEKE

Jeyhun Huseynzada  
PwC AZERBAIJAN

Idris Isayev  
THE STATE SOCIAL PROTECTION FUND

Ulvia Jabbarova  
DEMIRBANK

Ummi Jalilova  
GRATA LAW FIRM

Vagif Karimli  
BAKER & MCKENZIE – CIS, LIMITED

Emin Karimov

Fuad Karimov  
KERMUR SPECIALIZED BUREAU OF ADVOCATES

Gunduz Karimov  
BAKER & MCKENZIE – CIS, LIMITED

Ferid Madatli  
BM MORRISON PARTNERS LAW FIRM

Kamal Mamedzade  
DENTONS

Elshad Mammadov  
LEALE INTERNATIONAL

Daniel Matthews  
BAKER & MCKENZIE – CIS, LIMITED

Rauf Memmedov  
STATES CUSTOMS COMMITTEE

Farhad Mirzayev  
BM MORRISON PARTNERS LAW FIRM

Ruslan Mukhtarov  
BM MORRISON PARTNERS LAW FIRM

Movlan Pashayev  
PwC AZERBAIJAN

Leyla Safarova  
BAKER & MCKENZIE – CIS, LIMITED

Natig Shirinov  
MINISTRY OF TAXES

Sona Taghiyeva  
DENTONS

Anar A. Umudov  
ALIBI PROFESSIONAL LEGAL & CONSULTING SERVICES

Yagub Zamanov  
GRATA LAW FIRM

Ulvia Zeynalova-Bockin  
DENTONS

**BAHAMAS, THE**

Bryan A. Ginton  
CLINTON, SWEETING, O'BRIEN

David F. Allen  
BAHAMAS LAW CHAMBERS

L. Gerard Archer  
TAYLOR INDUSTRIES LTD.

Natasha Bosfield  
LENNOX PATON

Ricardo Bow  
CALLENDERS & CO

Llewellyn V. Boyer-Cartwright  
CALLENDERS & CO

Dayrri Butler  
MOORE STEPHENS BUTLER & TAYLOR  
CHARTERED ACCOUNTANTS AND  
BUSINESS ADVISORS

Cheryl D. Cartwright  
CALLENDERS & CO

Clyde Cartwright  
CARTY'S ELECTRICAL SERVICES

Wayde A. Brenford Christie  
LORD ELLOR & CO.

Craig G. Delancy  
MINISTRY OF WORKS & TRANSPORT

Amos J. Ferguson Jr.  
FERGUSON ASSOCIATES & PLANNERS

Michael Forsythe  
IMPORT EXPORT BROKERS LTD.

Wendy Forsythe  
IMPORT EXPORT BROKERS LTD.

Vann P. Gaitor  
HIGGS & JOHNSON

Cathleen Hassan  
JOHNSON-NASSAN & CO

Colin Higgs  
MINISTRY OF WORKS & TRANSPORT

Lester J. Mortimer Jr.  
CALLENDERS & CO

Portia Nicholson  
HIGGS & JOHNSON

Andrew G.S. O'Brien II  
CLINTON, SWEETING, O'BRIEN LAW  
FIRM

Lindsay Pinders  
PINDERS CUSTOMS BROKERAGE

Chad D. Roberts  
CALLENDERS & CO

Sophie Rolle  
LENNOX PATON

Castino D. Sands  
LENNOX PATON

Rochelle Sealy  
PwC BAHAMAS

Kevin Seymour  
PwC BAHAMAS

Jody Wells  
LENNOX PATON

**BAHRAIN**

ELECTRICITY & WATER AUTHORITY

ERNST & YOUNG

Najma Abdul-Redha Hassan  
MINISTRY OF MUNICIPALITIES AND  
URBAN PLANNING

Talal Al Ayoobi  
TALAL ABU GHAZALEH LEGAL (TAG-  
LEGAL)

Eman Al Hajar  
TALAL ABU GHAZALEH LEGAL (TAG-  
LEGAL)

Reem Al Mahroos  
CHARLES RUSSELL LLP

Zeenat Al Mansoori  
ZEENAT AL MANSOORI & ASSOCIATES

Reem Al Rayes  
ZEENAT AL MANSOORI & ASSOCIATES

Raju Alagarsamy  
HASSAN RADHI & ASSOCIATES

Mohamed Al-Ahmadi  
BAHRAIN INVESTORS CENTER

Mohamed Abdulla Alahmedi  
MINISTRY OF INDUSTRY & COMMERCE

Ebtihal Al-Hashimi  
MINISTRY OF MUNICIPALITIES AND  
URBAN PLANNING

Haider Al-Noaimi  
MOHAMED SALAHUDDIN CONSULTING  
ENGINEERING BUREAU

Shaji Alukkal  
PANALPINA WORLD TRANSPORT LLP

Michael Durgavich  
ASAR – AL RUWAYEH & PARTNERS

Simon Green  
CHARLES RUSSELL LLP

Qays H. Zu'bi  
ZU'BI & PARTNERS ATTORNEYS &  
LEGAL CONSULTANTS

Ken Healy  
PwC BAHRAIN

Brian Howard  
TROWERS & HAMLINS

Hessa Hussain  
THE BENEFIT COMPANY

Seema Isa Al-Thawadi  
MINISTRY OF MUNICIPALITIES AND  
URBAN PLANNING

Jawad Habib Jawad  
BDO PUBLIC ACCOUNTANTS

Essa Jawahery  
ELHAM ALI HASSAN & ASSOCIATES

Ebrahim Karolia  
PwC BAHRAIN

Brian Kelleher  
TROWERS & HAMLINS

Saifuddin Mahmood  
HASSAN RADHI & ASSOCIATES

Omar Manassaki  
ZU'BI & PARTNERS ATTORNEYS &  
LEGAL CONSULTANTS

Nicolas Mantis  
PwC BAHRAIN

Abdul-Haq Mohammed  
TROWERS & HAMLINS

Eman Omar  
ZU'BI & PARTNERS ATTORNEYS &  
LEGAL CONSULTANTS

Hassan Ali Radhi  
HASSAN RADHI & ASSOCIATES

Hameed Yousif Rahma  
MINISTRY OF INDUSTRY & COMMERCE

Najif F. Saade  
ASAR – AL RUWAYEH & PARTNERS

Thamer Salahuddin  
MOHAMED SALAHUDDIN CONSULTING  
ENGINEERING BUREAU

Hamza Saleem  
ZU'BI & PARTNERS ATTORNEYS &  
LEGAL CONSULTANTS

Cecile Scaros  
ZU'BI & PARTNERS ATTORNEYS &  
LEGAL CONSULTANTS

Claus Schmidt  
PANALPINA GULF

Esmond Hugh Stokes  
ZU'BI & PARTNERS ATTORNEYS &  
LEGAL CONSULTANTS

Baiju Thomas  
AGILITY LOGISTICS

Hatim S. Zu'bi  
ZU'BI & PARTNERS ATTORNEYS &  
LEGAL CONSULTANTS

**BANGLADESH**

Zainul Abedin  
A. QASEM & CO.  
JASIM U. AHMED

Rajid Ahmed  
DOULAH & DOULAH ADVOCATES

Sabbir Ahmed  
A.S. & ASSOCIATES

K. M. Tanzib Alam  
TANJIB UL ALAM AND ASSOCIATES

Kazi Ershadul Alam  
TANJIB UL ALAM AND ASSOCIATES

M.D. Nurul Amin  
DEVELOPMENT CONSTRUCTIONS LTD.

Mehedy Amin  
DEVELOPMENT CONSTRUCTIONS LTD.

Saady Amin  
DEVELOPMENT CONSTRUCTIONS LTD.

Mohammed Asaduzzaman  
SYED ISHTIAQ AHMED & ASSOCIATES

Noorul Azhar  
AZHAR & ASSOCIATES

A.S.A. Bari  
A.S. & ASSOCIATES

Anirban Bhowmik  
BANK OF BANGLADESH

Md. Zahir Hossain Bhuiyan  
RP CONSTRUCTION PVT LTD.

Gouranga Chakraborty  
BANK OF BANGLADESH

Ayub Chowdhury  
AYUB CHY & MAHMUD CHARTERED  
ACCOUNTANT

Badrud Doulah  
DOULAH & DOULAH ADVOCATES

Nasirud Doulah  
DOULAH & DOULAH ADVOCATES

Shamsud Doulah  
DOULAH & DOULAH ADVOCATES

Dewan Faisal  
A.S. & ASSOCIATES

Moin Ghani  
DR. KAMAL HOSSAIN & ASSOCIATES

K. M. A. Halim  
UPRIGHT TEXTILE SUPPORTS

Md. Russel Haque  
AMIR & AMIR LAW ASSOCIATES,  
MEMBER OF LEX MUNDI

Mirza Quamrul Hasan  
ADVISER'S LEGAL ALLIANCE FIRM

Syed Afzal Hasan Uddin  
SYED ISHTIAQ AHMED  
& ASSOCIATES

Arif Imtiaz  
FM ASSOCIATES

M. Amir-Ul Islam  
AMIR & AMIR LAW ASSOCIATES,  
MEMBER OF LEX MUNDI

Md Aminul Islam  
CITY APPAREL-TEX CO.

Seema Karim  
AMIR & AMIR LAW ASSOCIATES,  
MEMBER OF LEX MUNDI

Sohel Kasem  
A. QASEM & CO.

Asif Khan  
A. QASEM & CO.

Farhana Islam Khan  
SYED ISHTIAQ AHMED  
& ASSOCIATES

Jasmine Khan  
LEX LEGAL

Rizwan Mannan  
AMIR & AMIR LAW ASSOCIATES,  
MEMBER OF LEX MUNDI

Eeshith Monzul Shohiny  
AMIR & AMIR LAW ASSOCIATES,  
MEMBER OF LEX MUNDI

Tasmiah Nuhiya Ahmed  
LEX LEGAL

Tanveer Haque Probal  
BUILDING FOR FUTURE LTD.

Eva Quasem  
AMIR & AMIR LAW ASSOCIATES,  
MEMBER OF LEX MUNDI

Al Amin Rahman  
FM ASSOCIATES

Kazi Rahman  
FM ASSOCIATES

Yadnan Rafique Rossy  
AMIR & AMIR LAW ASSOCIATES,  
MEMBER OF LEX MUNDI

Sabrina Zarin  
FM ASSOCIATES

**BARBADOS**

Ramon Alleyne  
CLARKE GITTENS FARMER

Alicia Archer  
ARTEMIS LAW

Patricia Boyce  
EVERSON R. ELCOCK & CO. LTD.

Andrew F. Braithwaite  
AFB CONSULTING

Anthony Brooks  
TONY BROOKS ARCHITECTS LTD.

Louis Christie  
TMR SALES & SERVICE LTD.

Heather A. Clarke  
CORPORATE AFFAIRS AND INTELLECTUAL  
PROPERTY OFFICE

Joy-Ann Clarke  
LAND REGISTRY DEPARTMENT

Horace Cobham  
RBC ROYAL BANK

Andrew Cox  
MINISTRY OF LABOR AND SOCIAL  
SECURITY AND HUMAN RESOURCE  
DEVELOPMENT

Madam Justice Maureen  
Crane-Scott  
SUPREME COURT OF BARBADOS

Dustin Delany  
DELANY & ASSOCIATES ATTORNEYS-  
AT-LAW

Adrian M. Elcock  
EVERSON R. ELCOCK & CO. LTD.

Antonio Elcock  
EVERSON R. ELCOCK & CO. LTD.

Marcel El-Daheer  
DAHER & ASSOCIATES

Andrew C. Ferreira  
CHANCERY CHAMBERS

Lorenzo Forde  
PwC BARBADOS

Basil A. Giles  
YEARWOOD AND BOYCE

Sharalee Gittens  
CHANCERY CHAMBERS

Stanton Gittens  
STANGITTS LIMITED

Anice C.N. Granville  
LEX CARIBBEAN

Yolande F. Howard  
MINISTRY OF LABOR AND SOCIAL  
SECURITY AND HUMAN RESOURCE  
DEVELOPMENT

Keisha N Hyde Porchetta  
HARRIDYAL-SODHA & ASSOCIATES

Ruan C. Martinez  
BCF ATTORNEYS-AT-LAW



Jennivieve Maynard  
INN CHAMBERS

David McCollin  
LAND REGISTRY DEPARTMENT

Percy Murrell  
BIG P. CUSTOMS BROKERS AND AIR SEA  
AND LAND TRANSPORT INC.

Ricardo Norville  
MINISTRY OF LABOR AND SOCIAL  
SECURITY AND HUMAN RESOURCE  
DEVELOPMENT

Noel M. Nurse  
THE BOOTH STEAMSHIP CO. BARBADOS  
LTD.

Laurel Odle  
PWC BARBADOS

Stephen Worme  
THE BARBADOS LIGHT AND POWER  
COMPANY LTD.

**BELARUS**

Alexey Anischenko  
SORAINEN BELARUS

Aliaksandr Anisovich  
PROMAUDIT

Dzmitry Barouka  
ARZINGER & PARTNERS INTERNATIONAL  
LAW FIRM

Vladimir G. Biruk  
CAPITAL GROUP

Arthur Biryukov  
THE SUPREME ECONOMIC COURT OF  
THE REPUBLIC OF BELARUS

Ekaterina V. Borovtsova  
THE SUPREME ECONOMIC COURT OF  
THE REPUBLIC OF BELARUS

Alexander Botian  
BOROVTSOV & SALEI LAW OFFICES

Aliaksandr Danilevich  
DANILEVICH LAW OFFICE

Olga Demidchik  
ATTORNEYS OF JURZNAK, ADVOCATES

Andrej Ermolenko  
VLASOVA MIKHEL & PARTNERS

Evgeniia Goriounova  
LAW FIRM GLIMSTEDT

Ulyana Evseeva  
BNT LEGAL & TAX

Alena Gavdur  
ARZINGER & PARTNERS INTERNATIONAL  
LAW FIRM

Elena Hmeleva  
VERKHOVODKO & PARTNERS LLC

Antonina Ivanova  
ANTONINA IVANOVA LEGAL PRACTICE

Alina Kalinovskaya

Nataliya Kaliuta  
EGOROV PUGISNKY AFANASIEV AND  
PARTNERS (EPA&P)

Dmitry Khalimonchik  
ATTORNEYS OF JURZNAK, ADVOCATES

Alexandre Khrapoutski  
SYSOUJEV, BONDAR, KHRAPOUTSKI  
LAW FIRM.

Sergey Khromov  
VERKHOVODKO & PARTNERS LLC

Alexander Kirilenko  
AGENCY OF TERNAROUND  
TECHNOLOGIES

Nina Knyazeva  
VERKHOVODKO & PARTNERS LLC

Vladimir Kolotov  
BUSINESS-ADVOCATE

Michael Koltinov  
RAIDLA LEJINS & NORCOUS

Nadezhda Koroleva  
SYSOUJEV, BONDAR, KHRAPOUTSKI  
LAW FIRM

Alexander Korsak  
ARZINGER & PARTNERS INTERNATIONAL  
LAW FIRM

Dmitry Kovalchik  
STEPANOVSKI, PAKUL AND PARTNERS  
LTD.

Anna Kozlova  
BNT LEGAL & TAX

Kristina Kriščūnaitė  
PWC LITHUANIA

Olga Kuchinskaya  
VLASOVA MIKHEL & PARTNERS

Anastasiya Kudryakova  
NATIONAL CADASTRAL AGENCY

Dzmitry Loisha  
LAW FIRM GLIMSTEDT

Valery Lovtsov  
RAIDLA LEJINS & NORCOUS

Andrei Machalou  
PETERKA & PARTNERS

Sergei Makarchuk  
CHSH CERHA HEMPEL SPIEGELFELD  
HLAWATI

Mikalai Markounik  
VLASOVA MIKHEL & PARTNERS

Sergey Mashonsky  
ARZINGER & PARTNERS INTERNATIONAL  
LAW FIRM

Tatiana I. Melnik  
THE SUPREME ECONOMIC COURT OF  
THE REPUBLIC OF BELARUS

Konstantin Mikhel  
VLASOVA MIKHEL & PARTNERS

Ilya Mogilny  
VERKHOVODKO & PARTNERS LLC

Dmitry Montik  
INDIVIDUAL ENTREPRENEUR

Helen Mourashko  
REVERA CONSULTING GROUP

Inesa Nazarova  
PWC BELARUS

Valentina Neizvestnaya  
AUDIT AND CONSULTING LTD. BELARUS

Sergei Odintsov  
PWC BELARUS

Volha Parfenchik  
CHSH CERHA HEMPEL SPIEGELFELD  
HLAWATI

Ekaterina Pastukhovich  
NATIONAL BANK OF THE REPUBLIC OF  
BELARUS

Olga Pепенina  
CAPITAL DIALOG

Victor Pleonkin  
NATIONAL BANK OF THE REPUBLIC OF  
BELARUS

Illia Salei  
LAW OFFICES OF BOROVTSOV & SALEI

Elena Sapego  
STEPANOVSKI, PAKUL AND PARTNERS  
LTD.

Anna Shalimo  
VERKHOVODKO & PARTNERS LLC

Kristina Shibeko  
LAWYER

Yulia Shuba  
BOROVTSOV & SALEI LAW OFFICES

Dmitry Skorodulin

Anna Skorodulina  
ATTORNEYS OF JURZNAK, ADVOCATES

Vyacheslav Slabodnik  
UNIVEST-M

Maksim Slepitch  
ARZINGER & PARTNERS INTERNATIONAL  
LAW FIRM

Klim Stashevsky  
ARZINGER & PARTNERS INTERNATIONAL  
LAW FIRM

Alla Sundukova  
MINISTRY OF TAXES AND DUTIES

Natalia Talai  
VLASOVA MIKHEL & PARTNERS

Nikita Tolkanitsa  
CHSH CERHA HEMPEL SPIEGELFELD  
HLAWATI

Alesia Tsekhanava  
ATTORNEY

Dennis Turovets  
EGOROV PUGISNKY AFANASIEV AND  
PARTNERS (EPA&P)

Natalia Ulasevich  
ALEINIKOV & PARTNERS

Irina Veremeichuk  
VERKHOVODKO & PARTNERS LLC

Oleg Veremeychik  
NATIONAL BANK OF THE REPUBLIC OF  
BELARUS

Igor Verkhovodko  
VERKHOVODKO & PARTNERS LLC

Dmitry Viltovskiy  
ARZINGER & PARTNERS INTERNATIONAL  
LAW FIRM

Irina Voronchuk  
ARZINGER & PARTNERS INTERNATIONAL  
LAW FIRM

Igor Yatskovsky  
EGOROV PUGISNKY AFANASIEV AND  
PARTNERS (EPA&P)

Natalia Yurieva  
SORAINEN BELARUS

Irina Zabailovich  
MINISTRY OF TAXES AND DUTIES

Ekaterina Zabello  
VLASOVA MIKHEL & PARTNERS

Olga Zdobnova  
VLASOVA MIKHEL & PARTNERS

Dmitri Zikratski  
PETERKA & PARTNERS

Siarhej Zikratski  
SIARHEJ ZIKRATSKI LAW AGENCY

Maxim Znak  
ATTORNEYS OF JURZNAK, ADVOCATES

Nadya Znak  
ATTORNEYS OF JURZNAK, ADVOCATES

**BELGIUM**

CENTRE ADMINISTRATIF DE LA VILLE DE  
BRUXELLES

Hubert André-Dumont  
McGUIREWOODS LLP

Jan Bael  
NOTARISKANTOOR JAN BAEI - IJSE DE  
BRAUWERE

Herlinde Baert  
NOTARISKANTOOR JAN BAEI - IJSE DE  
BRAUWERE

Erik Bomans  
DEMINOR INTERNATIONAL SCRL

Hakim Boularbah  
LIEDEKERKE WOLTERS WAELBROECK  
KIRKPATRICK, MEMBER OF LEX MUNDI

Laura Charlier  
STIBBE

Adriaan Daluwe  
ALTUIS

Koenraad De Be  
PWC BELGIUM

Esther De Raymaeker  
DLA PIPER UK LLP

Kris De Schutter  
LOYENS & LOEFF

Didier De Vliegheer  
NAUTA DUTILH

Frank Dierckx  
PWC BELGIUM

Vincent Dieudonne  
SIBELGA

Camille Dümm  
NATIONAL BANK OF BELGIUM

David DuPont  
ASHURST LLP

Jürgen Egger  
LAGA

Alain François  
EUBELIUS ATTORNEYS

Conny Grenson  
EUBELIUS ATTORNEYS

Jean-Luc Hagon  
LOYENS & LOEFF

An Jacobs  
LIEDEKERKE WOLTERS WAELBROECK  
KIRKPATRICK, MEMBER OF LEX MUNDI

Grégoire Jakhian  
LOYENS & LOEFF

Stéphanie Kervyn de Meerendré  
DEMINOR INTERNATIONAL SCRL

Erika Leenknecht  
EUBELIUS ATTORNEYS

Stephan Legein  
FEDERAL PUBLIC SERVICE FINANCE

Luc Legon  
PWC BELGIUM

Axel Maeterlinck  
SIMONT BRAUN

Philippe Massart  
SIBELGA

Glenn Moolenschot  
EUBELIUS ATTORNEYS

Pascale Moreau  
PWC BELGIUM

Dominique Mougenot  
COMMERCIAL COURT MONS

Sabrina Otten  
PWC BELGIUM

Leo Peeters  
PEETERS ADVOCATEN-AVOCATS

Frédéric Souchon  
PWC BELGIUM

Timothy Speelman  
McGUIREWOODS LLP

Joseph Spinks  
ALTUIS

Damien Stas de Richelle  
DLA PIPER UK LLP

Nicolas Stoffels  
PWC BELGIUM

Bernard Thuysbaert  
DEMINOR INTERNATIONAL SCRL

William Timmermans  
ALTUIS

Hans Van Bavel  
STIBBE

Jan Van Celst  
DLA PIPER UK LLP

Gill Van Damme  
PWC BELGIUM

Erwin van de Velde  
SPF FINANCES - AGDP

Ruben Van Impe  
VAN IMPE ACCOUNTANCY BVBA

Peter Van Melkebeke  
NOTAIRES BERQUIN

Bart Van Rossum  
B.T.V.

Sibylle Vandenberghé  
PWC BELGIUM

Grégory Vandenbussche  
AREN ARCHITECTS AND ENGINEERS  
SPRL

Tom Vantroyen  
ALTUIS

Robert Vermetten  
TRANSPORT & PROJECT LOGISTICS

Ivan Verougstraete  
COUR DE CASSATION

Bart Volders  
STIBBE

Katrien Vorlat  
STIBBE

Bram Vuylsteke  
NOTARY BRAM VUYLSTEKE

Christian Willem  
LOYENS & LOEFF

Dirk Wouters  
WOUTERS, VAN MERODE & CO.  
- MEMBER OF RUSSELL BEDFORD  
INTERNATIONAL

**BELIZE**

Emil Arguelles  
ARGUELLES & COMPANY LLC

Emory K. Bennett  
YOUNG'S ENGINEERING CONSULTANCY  
LTD.

Herbert Bradley  
HERBERT BRADLEY CUSTOM HOUSE  
BROKERS

Derek Davis  
PUBLIC UTILITIES COMMISSION

Julius Espat  
STRUKTURE ARCHITECTS

Velda Flowers  
BELIZE COMPANIES AND CORPORATE  
AFFAIRS REGISTRY

Gian C. Gandhi  
INTERNATIONAL FINANCIAL SERVICES  
COMMISSION

Ethel Emelisa Gladden  
MINISTRY OF NATURAL RESOURCES AND  
AGRICULTURE

Fred Lumor  
FRED LUMOR & CO.

Reynaldo Magaña  
MOORE STEPHENS MAGAÑA LLP

Samantha Matute  
BELIZE COMPANIES AND CORPORATE  
AFFAIRS REGISTRY

Tania Moody  
BARROW & WILLIAMS

Kareem D. Musa  
MUSA & BALDERAMOS

Madri Ramdass  
INTERNATIONAL FINANCIAL SERVICES  
COMMISSION

Aldo Reyes  
REYES RETREAGE LLP

Wilfred Rhaburn  
W. RHABURN CONSULTING

Oscar Sabido S.C.  
SABIDO & COMPANY

Saidi Vaccaro  
ARGUELLES & COMPANY LLC

Ivan Williams  
MINISTRY OF EDUCATION AND LABOUR

Ryan Wrobel  
WROBEL & CO., ATTORNEYS-AT-LAW

Carlton Young  
YOUNG'S ENGINEERING CONSULTANCY  
LTD.

Lisa Zayden  
HORWATH BELIZE LLP



**BENIN**

Ganiou Adechy  
ÉTUDE DE ME GANIYOU ADECHY

A. Abdou Kabir Adoumbou  
CABINET MAÎTRE RAFIKOU ALABI

Symphorien Agbessadj  
BCEAO

Rodolphe Kadoukpe Akoto  
COMAN S.A.

Sybel Akousson  
FIDUCIAIRE CONSEIL ET ASSISTANCE (FCA)

Ahmadou Al Aminou Lo  
BCEAO

Rafikou Agnila Alabi  
CABINET MAÎTRE RAFIKOU ALABI

Françoise Amoussou  
NOUVELLE VISION

Jacques Moïse Atchade  
CABINET DE MAÎTRE ATCHADE

Charles Badou  
CABINET D'AVOCATS CHARLES BADOU

Is-Dine Bouraima  
GUICHET UNIQUE DE FORMALISATION DES ENTREPRISES

Sètondji Pierre Codjia  
CABINET D'AVOCATS CHARLES BADOU

Alice Codjia-Sohouenou  
CABINET D'AVOCATS ALICE CODJIA SOHOUEYOU

Veronique Akankossi Deguenon  
ÉTUDE ME VERONIQUE AKANKOSSI DEGUENON

Michel Djossouvi  
OFFICE NOTARIAL OLAGNIKA SALAM

Jean Claude Gnamien  
PWC CÔTE D'IVOIRE

Noel Kelembho  
SDV LOGISTICS

Tairou Mama  
SOCIÉTÉ INTERNATIONALE DE TRANSIT TOURÉ

Emmanuel Moulod  
PWC CÔTE D'IVOIRE

Taoidi Osseni  
SOCIÉTÉ BÉNOÏSE D'ÉNERGIE ÉLECTRIQUE

Camille Razalison  
CABINET JOHN W. FFOOKS & CO.

Olagnika Salam  
OFFICE NOTARIAL OLAGNIKA SALAM

Adegbindin Saliou  
CABINET DES EXPERTS ASSOCIÉS - CEA SARL

Hermann Senou  
ENTREPRISE GÉNÉRALE DE CONSTRUCTION MACKHO

Nelly Tagnon Gambor  
FIDUCIAIRE CONSEIL ET ASSISTANCE (FCA)

Dominique Taty  
PWC CÔTE D'IVOIRE

Antoine Traore  
BCEAO

Fousséni Traoré  
PWC CÔTE D'IVOIRE

Bruno Vaupres  
BV SHIPPING SARL

Père Venance  
LOGISTIQUE COMMERCIALE D'AFRIQUE (LCA)

Françine Vittin  
OFFICE NOTARIAL OLAGNIKA SALAM

Emmanuel Yehouessi  
BCEAO

Brignon Zizindohoue

**BHUTAN**

BHUTAN POWER CORPORATION LTD.  
MINISTRY OF FINANCE

THIMPHU THROMDE

Bhakta Acharya

Tashi Chenzom  
MINISTRY OF LABOUR AND HUMAN RESOURCES

Sonam Chopel  
ROYAL MONETARY AUTHORITY OF BHUTAN

Eden Dema  
ROYAL MONETARY AUTHORITY OF BHUTAN

Ugyen Dhendup  
BHUTAN DEVELOPMENT FINANCE CORPORATION LTD.

Bhim L. Dhungel  
ZORIG CONSULTANCY

Jigme Dorji  
THIMPHU CITY CORPORATION

Kencho Dorji  
LEKO PACKERS

Tashi Dorji  
KAMA LA TOURS & TREKS

Ugyen Dorji  
DRUK INTEGRATED GREEN BUILDINGS

Chheku Dukpa  
CONSTRUCTION ASSOCIATION OF BHUTAN

N. B. Gurung  
GLOBAL LOGISTICS

Deki Kesang

Sonam Letho  
BHUTAN DEVELOPMENT FINANCE CORPORATION LTD.

Shera Lhendup  
BHUTAN LAW SERVICES - ATTORNEYS AND CONSULTANTS

Semon Neeopaney  
SPARK ENGINEERING WORKS

Tashi Pem

Tashi Penjor  
MINISTRY OF ECONOMIC AFFAIRS

T. B. Rai  
ZORIG CONSULTANCY

Govinda Sharma  
THIMPHU CITY CORPORATION

Sonam Tshering  
MINISTRY OF FINANCE

Deki Wangmo  
BHUTAN NATIONAL BANK

Karma Yeshey  
MINISTRY OF ECONOMIC AFFAIRS

Tshering Zam

**BOLIVIA**

Fernando Aguirre  
BUFETE AGUIRRE SOC. CIV.

Ignacio Aguirre  
BUFETE AGUIRRE SOC. CIV.

Carolina Aguirre Urioste  
BUFETE AGUIRRE SOC. CIV.

Christian Amestegui  
ASESORES LEGALES CP

Daniela Aragones Cortez  
SANJINÉS & ASOCIADOS SOC. CIV. ABOGADOS

Eduardo Aramayo  
PWC BOLIVIA

Miguel Angel Ardúz Ayllón  
ELECTROPAZ S.A.

Johnny Arteaga Chavez

Mauricio Ayala  
AC CONSULTORES LEGALES

Rigoberto Paredes Ayllón  
RIGOBERTO PAREDES & ASSOCIATES

Maria del Carmen Ballivián  
C.R. & F. ROJAS, MEMBER OF LEX MUNDI

Hugo Berthin  
BDO BERTHIN AMENGUAL & ASOCIADOS

Cristian Bustos  
FERRERE ATTORNEYS

Jose Callau  
FERRERE ATTORNEYS

Dionicio Calle  
CRIALES, URULLO & ANTEZANA

Asdrual Columba Jofre  
AC CONSULTORES LEGALES

Cynthia Cortés  
PWC BOLIVIA

Mauricio Costa du Rels  
WÜRTH KIM COSTA DU RELS ABOGADOS SC

Dorian de Rojas  
GAVA BOLIVIA

Salomon Eid  
FERRERE ATTORNEYS

Beatriz Espinoza

Isabel Ferrufino  
FERRERE ATTORNEYS

Dante Flores  
RIGOBERTO PAREDES & ASSOCIATES

Ursula Font  
INDACOCHEA & ASOCIADOS

Kattia Galdo  
FERRERE ATTORNEYS

Nicolás Grossman  
MARTINEZ PAZ EMPRESA CONSTRUCTORA S.A.

Primitivo Gutiérrez  
GUEVARA & GUTIÉRREZ S.C.

Rachel Hardcastle  
WÜRTH KIM COSTA DU RELS ABOGADOS SC

Jaime M. Jiménez Alvarez  
COLEGIO DE INGENIEROS ELECTRICISTAS Y ELECTRÓNICOS LA PAZ

Rodrigo Jimenez-Cusicanqui  
SALAZAR, SALAZAR & ASOCIADOS, SOC. CIV.

Paola Justiniano Arias  
SANJINÉS & ASOCIADOS SOC. CIV. ABOGADOS

Julio César Landívar Castro  
GUEVARA & GUTIÉRREZ S.C.

César Lora Moretto  
PWC BOLIVIA

Edith Loza  
COLLEGE OF ARCHITECTS

Ramiro Martinez Paz  
MARTINEZ PAZ EMPRESA CONSTRUCTORA S.A.

Iván Monje Castro  
PRIME TECHNOLOGIES

Pilar Montesinos  
ABC

Ariel Morales Vasquez  
C.R. & F. ROJAS, MEMBER OF LEX MUNDI

Ana Carola Muñoz  
WÜRTH KIM COSTA DU RELS ABOGADOS SC

Andrea Nemer  
WÜRTH KIM COSTA DU RELS ABOGADOS SC

Alejandro Peláez Kay  
INDACOCHEA & ASOCIADOS

Orlando Pérez  
ELECTROPAZ S.A.

Carlos Pinto  
FERRERE ATTORNEYS

Rocio Plata  
RIGOBERTO PAREDES & ASSOCIATES

Oscar Antonio Plaza Ponte Sosa  
ENTIDAD DE SERVICIOS DE INFORMACIÓN ENSERBIC S.A.

Guillermo Pou Munt

Julio Quintanilla Quiroga  
QUINTANILLA, SORIA & NISHIZAWA SOC. CIV.

Patricio Rojas  
C.R. & F. ROJAS, MEMBER OF LEX MUNDI

Mariela Rojas de Hamel  
ENTIDAD DE SERVICIOS DE INFORMACIÓN ENSERBIC S.A.

Sergio Salazar-Machicado  
SALAZAR, SALAZAR & ASOCIADOS, SOC. CIV.

Fernando Salazar-Paredes  
SALAZAR, SALAZAR & ASOCIADOS, SOC. CIV.

Sandra Salinas  
C.R. & F. ROJAS, MEMBER OF LEX MUNDI

Rodolfo Raúl Sanjinés Elizagoyen  
SANJINÉS & ASOCIADOS SOC. CIV. ABOGADOS

Jorge Nelson Serrate  
WÜRTH KIM COSTA DU RELS ABOGADOS SC

Lindsay Sykes  
FERRERE ABOGADOS

A. Mauricio Torrico Galindo  
QUINTANILLA, SORIA & NISHIZAWA SOC. CIV.

Andrea Urcullo  
CRIALES, URULLO & ANTEZANA

Javier Urcullo  
CRIALES, URULLO & ANTEZANA

Ramiro Velasco  
COLEGIO DE INGENIEROS ELECTRICISTAS Y ELECTRÓNICOS LA PAZ

Olga Villarroel  
WÜRTH KIM COSTA DU RELS ABOGADOS SC

Karla Würth  
WÜRTH KIM COSTA DU RELS ABOGADOS SC

Santiago Zegada  
AMECO LTDA.

Elizabeth Zegarra  
EZ LOGISTIC

**BOSNIA AND HERZEGOVINA**

Amar Bajramović  
LAW OFFICE BAJRAMOVIC

Edisa Bakovic  
LAW OFFICE FEMIL CURT (PART OF DLA PIPER GROUP)

Fedja Bicakcic  
KN KARANOVIĆ & NIKOLIĆ

Dario Bišćević  
DB SCHENKER

Petar Bosnić  
USAID TAX AND FISCAL PROJECT IN BiH (TAF)

Mubera Brković  
PWC BOSNIA AND HERZEGOVINA

Femil Čurt  
LAW OFFICE FEMIL CURT (PART OF DLA PIPER GROUP)

Selma Demirović-Hamzić  
MARIĆ & CO LAW FIRM

Djordje Dimitrijevic  
KN KARANOVIĆ & NIKOLIĆ

Stevan Dimitrijevic  
KN KARANOVIĆ & NIKOLIĆ

Slaven Dizdar  
MARIĆ & CO LAW FIRM

Višnja Dizdarević  
MARIĆ & CO LAW FIRM

Ozren Dolic  
FEDEx EXPRESS

Anel Droce  
KEBO & GUZIN

Feda Dupovac  
ADVOKATSKA KANCELARIJA SPAHO

Dina Duraković Morankić  
LAW OFFICE DURAKOVIC IN ASSOCIATION WITH WOLF THEISS

Azer Guzin  
KEBO & GUZIN

Semir Guzin  
KEBO & GUZIN

Dulizara Hadzimustafic  
FERK (REGULATORY COMMISSION FOR ELECTRICITY IN THE FEDERATION OF BOSNIA AND HERZEGOVINA)

Belma Hodzic  
CMS REICH-ROHRWIG HAINZ D.O.O.

Ahmet Hukic  
FERK (REGULATORY COMMISSION FOR ELECTRICITY IN THE FEDERATION OF BOSNIA AND HERZEGOVINA)

Nusmir Huskić  
HUSKIC LAW OFFICE

Arela Jusufbasić-Goloman  
LAWYERS OFFICE TKALCIC-DULIC, PREBANIC, RIZVIC & JUSUFBASIC-GOLOMAN

Neđžada Kapidžić  
NOTARY

Muhidin Karšić

Miro Kebo  
KEBO & GUZIN

Jovana Kojic  
KN KARANOVIĆ & NIKOLIĆ

Sejda Kruščica-Fejzić  
JP ELEKTROPRIVREDA BIH PODRUŽNICA ELEKTRODISTRIBUCIJA SARAJEVO

Krzysztof Lipka  
PWC SERBIA

Branko Marić  
MARIĆ & CO LAW FIRM

Davorin Marinkovic  
KN KARANOVIĆ & NIKOLIĆ

Adnan Mataradžija  
MERFI, D.O.O. - CORRESPONDENT OF RUSSELL BEDFORD INTERNATIONAL

Sead Mijlković  
LAW OFFICE MILJKOVIĆ

Demaludin Mutapčić  
NOTARY

Monija Nogulic  
FERK (REGULATORY COMMISSION FOR ELECTRICITY IN THE FEDERATION OF BOSNIA AND HERZEGOVINA)

Ermin Omeragić  
FEDEx EXPRESS

Mehmed Omeragić  
ČOVJEK I PROSTOR

Aldina Pita  
NOTARY

Dorđe Racković  
CENTRAL BANK OF BOSNIA AND HERZEGOVINA

Predrag Radovanović  
MARIĆ & CO LAW FIRM

Alma Ramezić  
PWC BOSNIA AND HERZEGOVINA

Faruk Sahinagic  
FEDEx EXPRESS

Nedzida Salihović-Whalen  
CMS REICH-ROHRWIG HAINZ D.O.O.

Adina Salkanović

Hasib Salkić  
JUMP LOGISTICS D.O.O.

Adnan Sarajlić  
LAW OFFICE ĐURAKOVIĆ IN  
ASSOCIATION WITH WOLF THEISS

Alma Šečić  
LAW OFFICE FEMIL CURT (PART OF  
DLA PIPER GROUP)

Arjana Selimić  
JP ELEKTROPRIVREDA BIH PODRUŽNICA  
ELEKTRODISTRIBUCIJA SARAJEVO

Nihad Sijerčić  
KN KARANOVIĆ & NIKOLIĆ

Maja Šimunac  
WOLF THEISS D.O.O.

Emir Spaho  
ADVOKATSKA KANCELARIJA SPAHO

Mehmed Spaho  
ADVOKATSKA KANCELARIJA SPAHO

Selma Spaho  
ADVOKATSKA KANCELARIJA SPAHO

Bojana Tkalčić-Džulić  
LAWYERS OFFICE TKALČIĆ-DULIC,  
PREBANIĆ, RIZVIĆ & JUŠIUBASIĆ-  
GOLOMAN

Ivana Vragović  
KARANOVIC & NIKOLIC LAW OFFICE

Edin Zemetica  
DERK (STATE ELECTRICITY REGULATORY  
COMMISSION)

## BOTSWANA

David Aniku  
MINISTRY OF ENVIRONMENT, WILDLIFE  
AND TOURISM

Tawana Bodohla  
CHIBANDA, MAKGALEMELE & Co.

Jeffrey Bookbinder  
BOOKBINDER BUSINESS LAW

John Carr-Hartley  
ARMSTRONGS ATTORNEYS

Andrew Chifedi  
HOYA REMOVALS & FREIGHT

Guri Dobo  
DOBSON AND COMPANY, CERTIFIED  
PUBLIC ACCOUNTANTS

Tatenda Dumba  
ARMSTRONGS ATTORNEYS

Edward W. Fasholé-Luke II  
LUKE & ASSOCIATES

Noreen Jere  
CHIBANDA, MAKGALEMELE & Co.

Victor Jimere  
INEX ELECTRICAL CONTRACTORS

Akheel Jinabhai  
AKHEEL JINABHAI & ASSOCIATES

Julius Mwaniki Kanja  
CHIBANDA, MAKGALEMELE & Co.

Laurence Khupe  
COLLINS NEWMAN & Co.

David Lawrence  
SHARPS ELECTRICAL (PTY) LTD.

Bokani Machinya  
COLLINS NEWMAN & Co.

Godfrey Madanha  
CHOCOLOZA BUILDING CONSTRUCTION  
PTY. LTD.

Mogabagaba Mailula  
COLLINS NEWMAN & Co.

Mercia Bonzo Makgalemele  
CHIBANDA, MAKGALEMELE & Co.

Paul Masena  
REGISTRAR OF COMPANIES AND  
INTELLECTUAL PROPERTY

Mark Mckee  
ARMSTRONGS ATTORNEYS

Finola McMahon  
OSEI-OFEI SWABI & Co.

Neo Thelma Moatlhodi

Abel Walter Modimo  
MODIMO & ASSOCIATES

Mmatshipi Motsepe  
MANICA AFRICA PTY. LTD.

Leonard Muza  
KPMG

Olivia Muzvidziwa  
KPMG

Buhle Ncube  
LAWYER

Godfrey N. Nthomiwa  
ADMINISTRATION OF JUSTICE – HIGH  
COURT OF BOTSWANA

Kwadwo Osei-Ofei  
OSEI-OFEI SWABI & Co.

Chabo Peo  
BOOKBINDER BUSINESS LAW

Butler Phirie  
PwC BOTSWANA

Caroline Polder  
COLLINS NEWMAN & Co.

Samuel Rathedi  
MINISTRY OF ENVIRONMENT, WILDLIFE  
AND TOURISM

Claudio Rossi  
SHARPS ELECTRICAL (PTY) LTD.

Brent Rouse  
ELLIOTT MOBILITY

Portia Segomelo  
MINISTRY OF ENVIRONMENT, WILDLIFE  
AND TOURISM

Moemedi J. Tafa  
ARMSTRONGS ATTORNEYS

Frederick Webb  
ARMSTRONGS ATTORNEYS

Nilusha Weeraratne  
PwC BOTSWANA

Sipho Ziga  
ARMSTRONGS ATTORNEYS

## BRAZIL

BIROEX EXPORT IMPORT LTDA  
EXPERTISE BRAZIL FREIGHT  
FORWARDING & CONSULTING LTDA.

Marina Agueda  
DE LUCA, DERENUSSON, SCHUTTOFF E  
AZEVEDO ADVOGADOS

Antônio Aires  
DEMAREST E ALMEIDA ADVOGADOS

Ana Beatriz Almeida Lobo  
DEMAREST E ALMEIDA ADVOGADOS

Kleber Altale  
MACHADO MEYER SENDACZ E OPICE  
ADVOGADOS

Lúcia Aragao  
VEIRANO ADVOGADOS

Mariana Aranha  
MACHADO MEYER SENDACZ E OPICE  
ADVOGADOS

Pedro Vitor Araujo da Costa  
VITOR COSTA ADVOGADOS

Bruna Argento  
MACHADO MEYER SENDACZ E OPICE  
ADVOGADOS

Leonardo Ricardo Arvate  
Alvares  
SOUZA, CESCON, BARRIEU & FLESCH  
ADVOGADOS

Leonardo Azevedo  
RAYES & FAGUNDES ADVOGADOS

Bruno Balduccini  
PINHEIRO NETO ADVOGADOS

Sarah Barbassa  
SOUZA, CESCON, BARRIEU & FLESCH  
ADVOGADOS

Júlio Henrique Batista  
GUERRA E BATISTA ADVOGADOS

Gilberto Belleza

Camila Biral  
DEMAREST E ALMEIDA ADVOGADOS

Adriano Borges  
DE VIVO, WHITAKER, CASTRO E  
GONÇALVES ADVOGADOS

Vanessa Boulos  
RAYES & FAGUNDES ADVOGADOS

Alexandre Brack  
ODEBRECHT PROPERTIES

Carlos Braga  
SOUZA, CESCON, BARRIEU & FLESCH  
ADVOGADOS

Daniilo Breve  
SOUZA, CESCON, BARRIEU & FLESCH  
ADVOGADOS

João Henrique Brum  
DOMINGES E PINHO CONTADORES

Frederico Buosi  
VELLA PUGLIESE BUOSI GUIDONI

Érika Carvalho  
SOUZA, CESCON, BARRIEU & FLESCH  
ADVOGADOS

Paulo Carvalho  
PP&C

Ramon Castilho  
SOUZA, CESCON, BARRIEU & FLESCH  
ADVOGADOS

Veridiana Celestino  
VEIRANO ADVOGADOS

Eduardo Chaves  
RAYES & FAGUNDES ADVOGADOS

Isabela Coelho  
SOUZA, CESCON, BARRIEU & FLESCH  
ADVOGADOS

Ricardo E. Vieira Coelho  
PINHEIRO NETO ADVOGADOS

Vivian Coelho dos Santos Breder  
ULHÔA CANTO, REZENDE E GUERRA-  
ADVOGADOS

Jarbas Contin  
PwC BRAZIL

Adriana Correa  
SOUZA, CESCON, BARRIEU & FLESCH  
ADVOGADOS

Bruno Henrique Coutinho de  
Aguar  
RAYES & FAGUNDES ADVOGADOS

Gisela da Silva Freire  
PORTO ADVOGADOS

Adriana Daiuto  
DEMAREST E ALMEIDA ADVOGADOS

João Luis Ribeiro de Almeida  
DEMAREST E ALMEIDA ADVOGADOS

Rafael De Conti  
DE CONTI LAW OFFICE

João Claudio De Luca Junior  
DE LUCA, DERENUSSON, SCHUTTOFF E  
AZEVEDO ADVOGADOS

Beatriz Gross Bueno de Moraes  
Visnevski  
DE VIVO, WHITAKER, CASTRO E  
GONÇALVES ADVOGADOS

Marília de Paula  
DE VIVO, WHITAKER, CASTRO E  
GONÇALVES ADVOGADOS

Nádia Demoliner Lacerda da  
Silva  
MUNDIE E ADVOGADOS

Eduardo Depassier  
LOESER E PORTELA ADVOGADOS

Valter Deperon  
PwC BRAZIL

Claudia Derenusson Riedel  
DE LUCA, DERENUSSON, SCHUTTOFF E  
AZEVEDO ADVOGADOS

José Ricardo dos Santos Luz  
Júnior  
DUARTE GARCIA, CASELLI GUIMARÃES E  
TERRA ADVOGADOS

Andre Drighetti  
LAZZARINI MORETTI E MORAES  
ADVOGADOS

Brigida Melo e Cruz Gama Filho  
PINHEIRO NETO ADVOGADOS

Ingrid E.T. Schwarz de  
Mendonça  
NORONHA ADVOGADOS

João Paulo F.A. Fagundes  
RAYES & FAGUNDES ADVOGADOS

Beatriz Felitte  
SOUZA, CESCON, BARRIEU & FLESCH  
ADVOGADOS

Iara Ferfógia Gomes Dias  
MACHADO MEYER SENDACZ E OPICE  
ADVOGADOS

Alexsander Fernandes de  
Andrade  
DUARTE GARCIA, CASELLI GUIMARÃES E  
TERRA ADVOGADOS

Isabelle Ferrarini Bueno  
VEIRANO ADVOGADOS

Glauca Ferreira  
DEMAREST E ALMEIDA ADVOGADOS

Marília Ferreira de Miranda  
OFICIAL DE REGISTRO CIVIL DAS  
PESSOAS NATURAIS E DE INTERDIÇÕES  
E TUTELAS DA SEDE DA COMARCA DE  
BROTAS-SP

José Fidalgo  
DE LUCA, DERENUSSON, SCHUTTOFF E  
AZEVEDO ADVOGADOS

Clarissa Figueiredo  
MACHADO MEYER SENDACZ E OPICE  
ADVOGADOS

Rafael Figueiredo  
SOUZA, CESCON, BARRIEU & FLESCH  
ADVOGADOS

Guilherme Filardi  
DE LUCA, DERENUSSON, SCHUTTOFF E  
AZEVEDO ADVOGADOS

Silvia Fiszman  
MACHADO MEYER SENDACZ E OPICE  
ADVOGADOS

Paulo Roberto Fogaroli Filho  
DUARTE GARCIA, CASELLI GUIMARÃES E  
TERRA ADVOGADOS

Fernanda Frezzarin  
MUNDIE E ADVOGADOS

Rafael Frota  
VITOR COSTA ADVOGADOS

Henrique Funk Lo Sardo  
LAZZARINI MORETTI E MORAES  
ADVOGADOS

Renato G.R. Maggio  
MACHADO MEYER SENDACZ E OPICE  
ADVOGADOS

Rafael Gagliardi  
DEMAREST E ALMEIDA ADVOGADOS

Thiago Giantomassi Medeiros  
DEMAREST E ALMEIDA ADVOGADOS

Rodrigo Gomes Maia  
NORONHA ADVOGADOS

Diógenes Gonçalves  
PINHEIRO NETO ADVOGADOS

Eduardo Ferraz Guerra  
GUERRA E BATISTA ADVOGADOS

Enrique Hadad  
LOESER E PORTELA ADVOGADOS

André Hernandes  
SOUZA, CESCON, BARRIEU & FLESCH  
ADVOGADOS

Ricardo Higashitani  
KLA-KOURY LOPES ADVOGADOS

Carlos Alberto Iacia  
PwC BRAZIL

Marcelo Inglez de Souza  
DEMAREST E ALMEIDA ADVOGADOS

Rogério Jorge  
AES ELETROPOLAUO

Gabriela Kriek  
SOUZA, CESCON, BARRIEU & FLESCH  
ADVOGADOS

Everaldo Lacerda  
CARTORIO MARITIMO

Thomas Lampster  
PINHEIRO NETO ADVOGADOS

Rodrigo Lara  
RAYES & FAGUNDES ADVOGADOS

Juliano Lazzarini Moretti  
LAZZARINI MORETTI E MORAES  
ADVOGADOS

José Augusto Leal  
CASTRO, BARROS, SOBRAL, GOMES  
ADVOGADOS

Alexandre Leite  
SOUZA, CESCON, BARRIEU & FLESCH  
ADVOGADOS

Maury Lobo de Athayde  
CAMPOS MELLO ADVOGADOS

Fernando Loeser  
LOESER E PORTELA ADVOGADOS

Ricardo Loureiro  
SERASA S.A.

Eduardo Luise Gonzalez  
Bronzatti  
PINHEIRO GUIMARÃES ADVOGADOS

Marina Maccabelli  
DEMAREST E ALMEIDA ADVOGADOS

Camila Mansur  
LAZZARINI MORETTI E MORAES  
ADVOGADOS

Glauca Mara Coelho  
MACHADO MEYER SENDACZ E OPICE  
ADVOGADOS

Deborah Marques  
SOUZA, CESCON, BARRIEU & FLESCH  
ADVOGADOS

Laura Massetto Meyer  
PINHEIRO GUIMARÃES ADVOGADOS

Eduardo Augusto Mattar  
PINHEIRO GUIMARÃES ADVOGADOS

Aloysio Meirelles de Miranda  
ULHÔA CANTO, REZENDE E GUERRA-  
ADVOGADOS

Marianne Mendes Webber  
SOUZA, CESCON, BARRIEU & FLESCH  
ADVOGADOS

Renata Moreira Lima  
LAZZARINI MORETTI E MORAES  
ADVOGADOS

Gustavo Morel  
VEIRANO ADVOGADOS

Renata Morelli  
RAYES & FAGUNDES ADVOGADOS

Thaís Moretz Sohn Fernandes  
APEXBRASIL

Marcio Moura  
DEMAREST E ALMEIDA ADVOGADOS

Giorgia Nagalli  
SOUZA, CESCON, BARRIEU & FLESCH  
ADVOGADOS

Cássio S. Namur  
SOUZA, CESCON, BARRIEU & FLESCH  
ADVOGADOS

Diogo Nebias  
SOUZA, CESCON, BARRIEU & FLESCH  
ADVOGADOS

Jorge Nemr  
LEITE, TOSTO E BARROS

Walter Nimir  
DE VIVO, WHITAKER, CASTRO E  
GONÇALVES ADVOGADOS

Michael O'Connor  
GUERRA E BATISTA ADVOGADOS

Daniel Oliveira  
SOUZA, CESCON, BARRIEU & FLESCH  
ADVOGADOS

Evany Oliveira  
PwC BRAZIL

João Otávio Pinheiro Olivério  
DLA PIPER US LLP

Eduardo Ono Terashima  
DEMAREST E ALMEIDA ADVOGADOS

Andréa Oricchio Kirsh  
CUNHA ORICCHIO RICCA LOPES  
ADVOGADOS

Gyedre Palma Carneiro de  
Oliveira  
SOUZA, CESCON, BARRIEU & FLESCH  
ADVOGADOS

Franco Parente  
SOUZA, CESCON, BARRIEU & FLESCH  
ADVOGADOS

Rogério Rabelo Peixoto  
BANCO CENTRAL DO BRASIL

Luciana Pereira Costa  
ULHOA CANTO, REZENDE E GUERRA-  
ADVOGADOS

Luanda Pinto Backheuser  
DE LUCA, DERENUSSON, SCHUTTOFF E  
AZEVEDO ADVOGADOS

Antonio Claudio Pinto da  
Fonseca  
CONSTRUTORA MG LTDA.

Raphael Polito  
RAYES & FAGUNDES ADVOGADOS

Durval Portela  
LOESER E PORTELA ADVOGADOS

José Ribeiro do Prado Junior  
MACHADO MEYER SENDACZ E OPICE  
ADVOGADOS

Aline Prado Silva  
DE CONTI LAW OFFICE

Daniela Prieto  
VEIRANO ADVOGADOS

Dario Rabay  
SOUZA, CESCON, BARRIEU & FLESCH  
ADVOGADOS

Ronaldo Rayes  
RAYES & FAGUNDES ADVOGADOS

Andreza Ribeiro  
SOUZA, CESCON, BARRIEU & FLESCH  
ADVOGADOS

Eliane Ribeiro Gago  
DUARTE GARCIA, CASELLI GUIMARÃES E  
TERRA ADVOGADOS

Laura Ribeiro Vissotto  
1º CARTÓRIO DE NOTAS DE SÃO JOSÉ  
DOS CAMPOS

Thiago Rodovalho  
LAWYER

Mariana Rodrigues  
SOUZA, CESCON, BARRIEU & FLESCH  
ADVOGADOS

Viviane Rodrigues  
SOUZA, CESCON, BARRIEU & FLESCH  
ADVOGADOS

Ana Carolina Rua Rodriguez  
Rochedo  
NORONHA ADVOGADOS

Cezar Roedel  
HALLEY DO BRASIL

Lia Roston  
RAYES & FAGUNDES ADVOGADOS

Luis Augusto Roux Azevedo  
DE LUCA, DERENUSSON, SCHUTTOFF E  
AZEVEDO ADVOGADOS

Marcelo Saciotto  
RAYES & FAGUNDES ADVOGADOS

José Samurá Saiani  
MACHADO MEYER SENDACZ E OPICE  
ADVOGADOS

Anelise Maria Jircik Sasson  
AES ELETROPAULO

Sabine Schuttoff  
DE LUCA, DERENUSSON, SCHUTTOFF E  
AZEVEDO ADVOGADOS

Gabriel Seijo  
SOUZA, CESCON, BARRIEU & FLESCH  
ADVOGADOS

Sydney Simonaggio  
AES ELETROPAULO

Beatriz Souza  
SOUZA, CESCON, BARRIEU & FLESCH  
ADVOGADOS

Walter Stuber  
WALTER STUBER CONSULTORIA  
JURÍDICA

Rodrigo Takano  
MACHADO MEYER SENDACZ E OPICE  
ADVOGADOS

Milena Tesser  
RAYES & FAGUNDES ADVOGADOS

Marcos Tiraboschi  
DE LUCA, DERENUSSON, SCHUTTOFF E  
AZEVEDO ADVOGADOS

Priscila Trevisan  
RAYES & FAGUNDES ADVOGADOS

Gisele Trindade  
VELLA PUGLIESE BUOSI GUIDONI

Oswaldo Cesar Trunci de  
Oliveira  
MACHADO MEYER SENDACZ E OPICE  
ADVOGADOS

Suslei Tufaniuk  
AES ELETROPAULO

Luciana Macedo V.G. da Silva  
SOUZA, CESCON, BARRIEU & FLESCH  
ADVOGADOS

Ana Luisa Valentim Pereira  
NORONHA ADVOGADOS

Juliana Vasconcelos  
APEXBRASIL

Ronaldo C. Veirano  
VEIRANO ADVOGADOS

Rafael Vitelli Depieri  
1º CARTÓRIO DE NOTAS DE SÃO JOSÉ  
DOS CAMPOS

Karina Vlahos  
DE LUCA, DERENUSSON, SCHUTTOFF E  
AZEVEDO ADVOGADOS

Eduardo Guimarães Wanderley  
VEIRANO ADVOGADOS

Leticia Wanderley  
DEMAREST E ALMEIDA ADVOGADOS

Thiago Wscieklica  
SOUZA, CESCON, BARRIEU & FLESCH  
ADVOGADOS

Karin Yamauti Hatanaka  
SOUZA, CESCON, BARRIEU & FLESCH  
ADVOGADOS

Carolina Zanolo  
MACHADO MEYER SENDACZ E OPICE  
ADVOGADOS

Alessandra Zequi Salybe de  
Moura  
SOUZA, CESCON, BARRIEU & FLESCH  
ADVOGADOS

## BRUNEI DARUSSALAM

DEPARTMENT OF ELECTRICAL SERVICES

ERNST & YOUNG

Jonathan Cheok  
CHEOK ADVOCATES & SOLICITORS

Robin Cheok  
CHEOK ADVOCATES & SOLICITORS

Danny Chua  
BRUNEI TRANSPORTING COMPANY

Roaizan Johari  
AUTORITI MONETARI BRUNEI  
DARUSSALAM

Zuleana Kassim  
LEE CORPORATEHOUSE ASSOCIATES

Cynthia Kong  
WIDDOWS KONG & ASSOCIATES

Kin Chee Lee  
LEE CORPORATEHOUSE ASSOCIATES

Lennon Lee  
PwC SINGAPORE

Christina Lim  
CHEOK ADVOCATES & SOLICITORS

Kelvin Lim  
RELZIAN LIM ADVOCATES & SOLICITORS

Colin Ong  
DR. COLIN ONG LEGAL SERVICES

Martin Sinnung Jr.  
BRUNEI TRANSPORTING COMPANY

Karthigeyan Srinivasan  
AUTORITI MONETARI BRUNEI  
DARUSSALAM

Shazali Sulaiman  
KPMG

Ting Tiu Pheng  
ARKITEK TING

Cecilia Wong  
TRICOR (B) SDN BHD

## BULGARIA

Svetlin Adrianov  
PENKOV, MARKOV & PARTNERS

Ekaterina Aleksova  
PwC BULGARIA

Anton Andreev  
SCHOENHERR

Stefan Angelov  
V CONSULTING BULGARIA

Rusalena Angelova  
DJINGOV, GOUGINSKI, KYUTCHUKOV  
& VELICHKOV

Ganka Belcheva  
BELCHEVA & KARADJOVA LLP

Ilian Beslemeshki  
GEORGIEV, TODOROV & CO.

Plamen Borissov  
BORISSOV & PARTNERS

Christopher Christov  
PENEV LLP

Maria Danailova  
DANAILOVA, TODOROV AND PARTNERS  
LAW FIRM

Kostadinka Deleva  
GUGUSHEV & PARTNERS

George Dimitrov  
DIMITROV, PETROV & CO.

Alexandra Doytchinova  
SCHOENHERR

Silvia Dulevska  
BULGARIAN NATIONAL BANK

Ivo Emanuilov  
PENEV LLP

Tereza Enicharova  
DOBREV, KINKIN & LYUTSKANOV

Spas Georgiev  
VIBO 71 LTD.

Iva Georgieva  
TSVETKOVA, BEBOV AND PARTNERS

Dimitar Gochev  
DANAILOVA, TODOROV AND PARTNERS  
LAW FIRM

Ralitsa Gougleva  
DJINGOV, GOUGINSKI, KYUTCHUKOV  
& VELICHKOV

Kristina Gouneva  
DOBREV, KINKIN & LYUTSKANOV

Katerina Gramatikova  
DOBREV, KINKIN & LYUTSKANOV

Mariya Grigorova  
DINOVA RUSEV & PARTNERS

Stefan Gugushev  
GUGUSHEV & PARTNERS

Ivan Gyurovski  
CEZ DISTRIBUTION BULGARIA AD,  
MEMBER OF CEZ GROUP

Tatyana Hristova  
LEGALEX LAW OFFICE

Velyana Hristova  
PENKOV, MARKOV & PARTNERS

Iliya Iliev  
PRIMORSKA AUDIT COMPANY  
- MEMBER OF RUSSELL BEDFORD  
INTERNATIONAL

Ginka Iskrova  
PwC BULGARIA

Vesela Kabahtliyska  
DINOVA RUSEV & PARTNERS

Angel Kalaidjiev  
KALAJIDJIEV & GEORGIEV

Yavor Kambourov  
KAMBOUROV & PARTNERS

Mina Kapsazova  
PwC BULGARIA

Rositsa Kebedjieva  
PENKOV, MARKOV & PARTNERS

Hristina Kirilova  
KAMBOUROV & PARTNERS

Donko Kolev  
RAIFFEISEN REAL ESTATE LTD.

Nikolay Kolev  
BOYANOV & CO.

Ilya Komarevski  
TSVETKOVA, BEBOV AND PARTNERS

Tsvetan Krumov  
SCHOENHERR

Stephan Kyutchukov  
DJINGOV, GOUGINSKI, KYUTCHUKOV  
& VELICHKOV

Dessislava Lukarova  
ARSOV NATCHEV GANEVA

Jordan Manahilov  
BULGARIAN NATIONAL BANK

Iliyana Mavrodieva  
KALAJIDJIEV & GEORGIEV

Dimitrinka Metodieva  
GUGUSHEV & PARTNERS

Slavi Mikinski  
LEGALEX LAW OFFICE

Blagomir Minov  
TSVETKOVA, BEBOV AND PARTNERS

Tzvetoslav Mitev  
GEORGIEV, TODOROV & CO.

Vladimir Natchev  
ARSOV NATCHEV GANEVA

Yordan Naydenov  
BOYANOV & CO.

Maria Pashalieva  
PENKOV, MARKOV & PARTNERS

Lilia Pencheva  
EXPERIAN BULGARIA EAD

Sergey Penev  
PENEV LLP

Daniela Petkova  
DOBREV, KINKIN & LYUTSKANOV

Irena Petkova  
KAMBOUROV & PARTNERS

Gergana Popova  
GEORGIEV, TODOROV & CO.

Nikolav Radev  
DOBREV, KINKIN & LYUTSKANOV

Stefan Radev  
MULTIBRANDS

Konstantin Rizov  
GYUROV & RIZOV LAW OFFICE

Milen Rusev  
DINOVA RUSEV & PARTNERS

Svetoslav Shterev  
VIRTUS

Elizabeth Sidi  
PwC BULGARIA

Julian Spassov  
MCGREGOR & PARTNERS

Krum Stanchev

Mihail Stankov  
DOBREV, KINKIN & LYUTSKANOV

Konstantin Stoyanov  
GUGUSHEV & PARTNERS

Roman Stoyanov  
PENKOV, MARKOV & PARTNERS

Margarita Stoyanova  
KAMBOUROV & PARTNERS

Vessela Tcherneva-Yankova  
V CONSULTING BULGARIA

Yordan Terziev  
ARSOV NATCHEV GANEVA

Aleksandrina Terziyska  
GUGUSHEV & PARTNERS

Kaloyan Todorov  
DANAILOVA, TODOROV AND PARTNERS  
LAW FIRM

Svilen Todorov  
TODOROV & DOYKOVA LAW FIRM

Todor Todorov  
TOVETON

Georgi Tzvetkov  
DJINGOV, GOUGINSKI, KYUTCHUKOV  
& VELICHKOV

Rositsa Valeva  
PwC BULGARIA

Miroslav Varnaliev  
UNIMASTERS LOGISTICS PLC.

Katya Yurukova  
PENKOV, MARKOV & PARTNERS

Daniela Zandova  
ATREND EOOD

## BURKINA FASO

BOLLORÉ AFRICA LOGISTICS

Pierre Abadie  
CABINET PIERRE ABADIE

Symphorien Agbessadji  
BCEAO

Ahmadou Al Aminou Lo  
BCEAO

Seydou Balama  
ETUDE MAÎTRE BALAMA SEYDOU

Babou Bayili  
LABORATOIRE NATIONAL DU BÂTIMENT  
ET DES TRAVAUX PUBLICS (LNBT)

BURKINA FASO

Aimé Bonkoungou  
SONABEL

Serge Damiba  
ARCHI CONSULT

Denis Dawende  
OFFICE NOTARIAL ME JEAN CELESTIN  
ZOURE

Seydou Diarra

Jean Claude Gnamien  
PwC CÔTE D'IVOIRE

Karim Ilboudo  
CEFAC

Olé Alain Kam  
DEMBS ASSOCIATES SARL

Césaire Kambou  
CABINET D'ARCHITECTURE AGORA

Issaka Kargougou  
MAISON DE L'ENTREPRISE DU BURKINA FASO

Gilbert Kibtonré  
CEFAC

Alain Gilbert Koala  
ORDRE DES ARCHITECTES DU BURKINA

Frédéric O. Lompo  
ETUDE MAÎTRE LOMPO

Adeline Messou  
PwC CÔTE D'IVOIRE

Emmanuella Moulod  
PwC CÔTE D'IVOIRE

Hamadé Ouedraogo  
BÂTIR S.A.R.L.

Oumarou Ouedraogo  
CABINET OUEDRAOGO

Roger Omer Ouédraogo  
ASSOCIATION PROFESSIONNELLE DES  
TRANSITAIRES & COMMISSIONNAIRES EN  
DOUANE AGRÉÉS

Alain Serge Paré  
CABINET YAGUIBOU & YANOGO

Linda Rakotonavalona  
CABINET JOHN W. FFOOKS & Co.

Bénéwendé S. Sankara  
CABINET MAÎTRE SANKARA

Hermann Lambert Sanon  
GROUPE HAGE

Moussa Ousmane Sawadogo  
DIRECTION GÉNÉRALE DES IMPÔTS

Abdoul Aziz Son  
CABINET PIERRE ABADIE

Dominique Taty  
PwC CÔTE D'IVOIRE

Antoine Traore  
BCEAO

Moussa Traore  
DIRECTION GÉNÉRALE DES IMPÔTS

Moussa Traore  
MAISON DE L'ENTREPRISE DU BURKINA FASO

Fousséni Traoré  
PwC CÔTE D'IVOIRE

Yacouba Traoré  
COMMUNE DE OLIAGADOUGOU

Bouba Yaguibou  
SCPA YAGUIBOU & YANOGO

Emmanuel Yehouessi  
BCEAO

Dieudonne Zongo  
NAVITRANS

## BURUNDI

Joseph Bahizi  
BANQUE DE LA RÉPUBLIQUE DU  
BURUNDI

Cyprien Bigirimana  
TRIBUNAL DE GRANDE INSTANCE DE  
GITEGA

Adolphe Birehanisenge  
AGENCE DE PROMOTION DES  
INVESTISSEMENTS

Ida Djuma  
RUBEYA & Co - ADVOCATES

Jean Bosco Habumuremyi  
GUICHET UNIQUE DE BURUNDI

Nahimana Ildephonse  
BANQUE DE LA RÉPUBLIQUE DU  
BURUNDI

René-Claude Madebari  
ENSAFRICA BURUNDI LIMITED

Stanislas Makoroka  
UNIVERSITÉ DU BURUNDI

Kelly Mategoko  
LE GENIE CIVIL SPRL

Anatole Miburo  
CABINET ANATOLE MIBURO

Patrick Ndayishimiye  
Albert Ndereyimana  
GETRA

Gregoire Nduwimana  
SDV LOGISTICS

Claver Nigarura  
RUBEYA & Co - ADVOCATES

Lambert Nigarura  
MKONO & Co ADVOCATES

Charles Nihangaza  
Alice Nijimbere  
MKONO & Co ADVOCATES

Gustave Nijimbere  
MKONO & Co ADVOCATES

Consolante Ningarukiye  
RUBEYA & Co - ADVOCATES

Jean-Marie Niyubahwe  
SENAT DU BURUNDI

Amissi Ntangibingura  
GUICHET UNIQUE DE BURUNDI

Jocelyne Ntibangana  
CABINET DE MAÎTRE NTRIBANGANA

Antoine Ntisingana  
SODETRA LTD.

Happy Hervé Ntwari  
MKONO & Co ADVOCATES

François Nyamoya  
AVOCAT À LA COUR

Gilbert L.P. Nyatanyi  
ENSAFRICA BURUNDI LIMITED

Déogratias Nzemba  
AVOCAT À LA COUR

Prosper Ringuyeneya  
LE GENIE CIVIL SPRL

Willy Rubeya  
RUBEYA & Co - ADVOCATES

Thierry Rujerwaka  
LABORATOIRE NATIONAL DU BÂTIMENT  
ET DES TRAVAUX PUBLICS (LNBTP)  
BURUNDI

Isaac Rwankineza  
ENTREPRISE BTCE

Fabien Segatwa  
ETUDE ME SEGATWA

Martin Sindabizera  
Audace Sunzu  
REGIDESO

**CAMBODIA**

GORDON & ASSOCIATES

LINEHAUL EXPRESS (CAMBODIA)  
Co., LTD.

MORISON KAK & ASSOCIÉS

RED FURNESSE Co LTD

SOK & HENG

TROIS S (CAMBODGE) LOGISTICS  
SOLUTION

Maya Ballard-Downs  
DFDL MEKONG (CAMBODIA) Co.,  
LTD.

Vincent Martin Bidez  
HBS LAW

Chanmalise Bun  
PwC CAMBODIA

Phanin Cheam  
MUNICIPALITY OF PHNOM PENH  
BUREAU OF URBAN AFFAIRS

Rithy Chey  
BNG LEGAL

Oknha Seng Chhay Our  
SENG ENTERPRISES Co., LTD

Chea Chhaynora  
HBS LAW

Piseth Chun  
ELECTRICITÉ DU CAMBODGE (EDC)

Susanna Coghlan  
AAA CAMBODIA LTD.

Chea Dina  
BUN & ASSOCIATES

Antoine Fontaine  
BUN & ASSOCIATES

Bradley J. Gordon  
GORDON & ASSOCIATES

Hour Naryth Hem  
BNG LEGAL

Phalla Im  
CBD PARTNER & CONSULTANCY

Prorseth Ing  
ELECTRICITÉ DU CAMBODGE (EDC)

Sophealeak Ing  
BUN & ASSOCIATES

Sira Intarakumthornchai  
PwC CAMBODIA

Visal Iv  
ELECTRICITÉ DU CAMBODGE (EDC)

Chhorpornpisey Keo  
ACLEDA BANK PLC.

Ke Kimsoeun  
ACLEDA BANK PLC.

Chan Kosal  
ACLEDA BANK PLC.

Alex Larkin  
DFDL MEKONG (CAMBODIA) Co.,  
LTD.

Sopoirvichny Ly  
ARBITRATION COUNCIL FOUNDATION

Y Manou  
BNG LEGAL

Peter Mewes  
HBS LAW

Clint O'Connell  
VDB LOI

Piseth Path  
BNG LEGAL

Thea Pheng  
BNG LEGAL

Sotheaphol Pho  
BASSAC LAW OFFICE

Allen Prak  
P&A ASIA LAW FIRM

Borapyn Py  
DFDL MEKONG (CAMBODIA) Co.,  
LTD.

Kry Rattanak  
ROYAL ACADEMY FOR JUDICIAL  
PROFESSIONS

Matthew Rendall  
SCIARONI & ASSOCIATES

Chhim Sam Ol  
VINICK & ASSOCIATES

Samroul San  
BNG LEGAL

Bun Huy Seng  
P&A ASIA LAW FIRM

Sopheha Sin  
BNG LEGAL

Vannarith Siv  
BNG LEGAL

Lor Sok  
ARBITRATION COUNCIL FOUNDATION

Ponlok Sok  
BNG LEGAL

Sum Sokhamphou  
ROYAL ACADEMY FOR JUDICIAL  
PROFESSIONS

Pheang Sokvirak  
PwC CAMBODIA

Nop Sophea  
ELECTRICITÉ DU CAMBODGE (EDC)

Vannaroth Sovann  
BNG LEGAL

Phin Sovath  
BUN & ASSOCIATES

Ousaphea Suos  
ACLEDA BANK PLC.

Michael Tan  
RAF INTERNATIONAL FORWARDING  
(CAMBODIA) INC.

Rathvisal Thara  
BNG LEGAL

Heng Thy  
PwC CAMBODIA

Janvibol Tip  
Tip & PARTNERS

Seng Vantha  
SENG ENTERPRISES Co., LTD

Garry Wood  
CREDIT BUREAU (CAMBODIA) Co. LTD.

Bun Youdy  
BUN & ASSOCIATES

Potim Yun  
VDB LOI

Sophal Yun  
ARBITRATION COUNCIL FOUNDATION

## CAMEROON

Roland Abeng  
THE ABENG LAW FIRM

Rosine Pauline Amboa  
LEGAL POWER LAW FIRM

Abel Epse Piskopani Armelle  
Silvana  
MOJUFISC MONDE JURIDIQUE  
ET FISCAL

Armand Atono  
AES SONEL

Gilbert Awah Bongam  
ACHU AND FON-NDIKUM LAW FIRM

Thomas Didier Remy  
Batoumbouck  
CADIRE

Pierre Bertin Simbafo  
BICEC

Isidore Biyiha  
GUICHET UNIQUE DES OPERATIONS DU  
COMMERCE EXTERIEUR-GIE

Hiol Bonheur  
FIDUCIAIRE RATIO

Miafo Bonny Bonn  
BONNY BONN ENTERPRISES

Anne Marie Diboundje Njocke  
CABINET DIBOUNDJE NJOCKE &  
ASSOCIÉS

Paul Marie Djamen  
MOBILE TELEPHONE NETWORKS  
CAMEROON (MTN)

Tognia Djanko  
CABINET TOGNIA ET ASSOCIÉS

Aurélien Djengue Kotte  
CABINET EKOBO

Joseph Djeuga  
LAFARGE

Etienne Donfack  
GIEA

Laurent Dongmo  
JING & PARTNERS

Lucas Florent Essomba  
CABINET ESSOMBA & ASSOCIÉS

Hyacinthe Clément Fansi  
Ngamou  
SCP NGASSAM NJIKE & ASSOCIÉS

Abdoullahi Faouzi  
GUICHET UNIQUE DES OPERATIONS DU  
COMMERCE EXTERIEUR-GIE

Oréol Marcel Fetue  
NIMBA CONSEIL SARL

Isabelle Fomukong  
CABINET D'AVOCATS FOMUKONG

Atsishi Fon Ndikum  
ACHU AND FON-NDIKUM LAW FIRM

Georges Fopa  
GIEA

Philippe Fouda Fouda  
BEAC CAMEROON

Fankam Gaele Laure  
FIDUCIAIRE RATIO

Bertrand Giengnitchoke  
GIEA

Nicaise Ibohn  
THE ABENG LAW FIRM

Samuel Iyug Iyug  
GROUPEMENT DES ENTREPRISES DE  
FRÈRE & MESSAGERIE DU CAMEROON  
(GEFM/CAM)

Paul T. Jing  
JING & PARTNERS

Serge Jokung  
CABINET MAÎTRE MARIE ANDRÉE  
NGWE

Michel Kangmeni  
CABINET AUDITEC-FOIRIE

Eugène Romeo Kengne Sikadi  
NIMBA CONSEIL SARL

Julienne Kengue Piam  
NIMBA CONSEIL SARL

Jean Aime Kounga  
CABINET D'AVOCATS ABENG ROLAND

Merlin Arsene Kouogang  
THE ABENG LAW FIRM

Jean Michel Mbock Biomla  
M&N LAW FIRM

Augustin Yves Mbock Koked  
CADIRE

Martial Mbongue Mpallawoh  
LEGAL POWER LAW FIRM

Constantin Medou  
CABINET MEDOU

Ivan Méléchéo  
VANTURE CONSULTING

Patrick Menyeng Manga  
THE ABENG LAW FIRM

Rémi Milol  
GUICHET UNIQUE DES OPERATIONS DU  
COMMERCE EXTERIEUR-GIE

Jules Minamo  
KARVAN FINANCE

A.D. Monkam  
ÉTUDE DE NOTAIRE WO'Ō

Laurence Idelette Mouafo  
Djeutchou  
SCP NGASSAM NJIKE & ASSOCIÉS

Marie Agathe Ndeme  
CADIRE

André François Ndjami  
GUICHET UNIQUE DES OPERATIONS DU  
COMMERCE EXTERIEUR-GIE

Marcelin Yoyo Ndoum  
ÉTUDE DE NOTAIRE WO'Ō



Simon Pierre Nemba  
CABINET MAÎTRE MARIE ANDRÉE NGWE  
Virgile Ngassam Njike  
SCP NGASSAM NJIKE & ASSOCIÉS

Dorothee Marie Ngo Yomb III  
NIMBA CONSEIL SARL

Julius Ngu Tabe Achu  
ACHU AND FON-NDIKUM LAW FIRM

Marie-Andrée Ngwe  
CABINET MAÎTRE MARIE ANDRÉE  
NGWE

Moliki Nitua Tabot  
LEGAL POWER LAW FIRM

Mosely Njebayi  
CSE

Olivier Priso  
VILLE DE DOUALA COMMUNAUTE  
URBAINE DE DOUALA

Camille Razalison  
CABINET JOHN W. FFOOKS & Co.

Willy Ndie Tadmri  
LEGAL POWER LAW FIRM

Magloire Tchande  
PRICEWATERHOUSECOOPERS TAX &  
LEGAL SARL

Pierre Morgant Tchuiakwa  
CADIRE

Nadine Tinen Tchadgoum  
PWC CAMEROON

Tamfu Ngarka Tristel Richard  
LEGAL POWER LAW FIRM

Eliane Yomsi  
KARVAN FINANCE

Philippe Zouna  
PWC CAMEROON

## CANADA

FIRST CANADIAN TITLE

OSLER, HOSKIN & HARCOURT LLP

TORONTO HYDRO

TORYS LLP

TRANSUNION CANADA

Jon A. Levin  
FASKEN MARTINEAU DUMOULIN LLP

Bekhzod Abdurazzakov  
BORDEN LADNER GERVAIS LLP

Saad Ahmad  
BLAKES, CASSELS & GRAYDON LLP,  
MEMBER OF LEX MUNDI

David Bish  
TORYS LLP

Ann Borooh  
TORONTO CITY HALL

Colin L. Campbell  
SUPERIOR COURT OF JUSTICE OF  
ONTARIO

Adrian Cochrane  
BLAKES, CASSELS & GRAYDON LLP,  
MEMBER OF LEX MUNDI

John Craig  
HEENAN BLAIKIE LLP, MEMBER OF IUS  
LABORIS

Ralph Cuervo-Lorens  
BLANEY McMURTRY, LLP

James Farley  
MCCARTHY TETRAULT LLP

Isabelle Foley  
CORPORATIONS CANADA

Paul Gasparatto  
ONTARIO ENERGY BOARD

Jennifer Gaudet  
BORDEN LADNER GERVAIS LLP

Anne Glover  
BLAKES, CASSELS & GRAYDON LLP,  
MEMBER OF LEX MUNDI

Pamela S. Hughes  
BLAKES, CASSELS & GRAYDON LLP,  
MEMBER OF LEX MUNDI

Simon Jason  
KESTENBERG RABINOWICZ PARTNERS  
LLP - MEMBER OF RUSSELL BEDFORD  
INTERNATIONAL

Andrew Kent  
McMILLAN LLP

Gloria Kim  
PWC CANADA

Joshua Kochath  
COMAGE CONTAINER LINES

Christopher Kong  
PWC CANADA

May Luong  
BORDEN LADNER GERVAIS LLP

Alena Makavets  
PWC CANADA

Terry McCann  
MLG ENTERPRISES LTD.

William McCarthy  
FIRST CANADIAN TITLE

Patricia Meehan  
PWC CANADA

William Northcote  
SHIBLEY RIGHTON LLP

Alfred Page  
BORDEN LADNER GERVAIS LLP

Eric Paton  
PWC CANADA

Nikita Poplavsky  
BLAKES, CASSELS & GRAYDON LLP,  
MEMBER OF LEX MUNDI

Andrew Robertson  
BLAKES, CASSELS & GRAYDON LLP,  
MEMBER OF LEX MUNDI

Tony Rodrigues  
Gaynor Roger  
SHIBLEY RIGHTON LLP

Paul Schabas  
BLAKES, CASSELS & GRAYDON LLP,  
MEMBER OF LEX MUNDI

Lincoln Schreiner  
PWC CANADA

Adam Shipowick  
BORDEN LADNER GERVAIS LLP

Shane Todd  
HEENAN BLAIKIE LLP, MEMBER OF IUS  
LABORIS

Sharon Vogel  
BORDEN LADNER GERVAIS LLP

George Waggot  
McMILLAN LLP

Andrea White  
SHIBLEY RIGHTON LLP

## CAPE VERDE

BANCO CENTRAL DE CABO VERDE

EMPRESA DE ELECTRICIDADE E AGUA  
(ELECTRA)

José Manuel Andrade  
NÚCLEO OPERACIONAL DA SOCIEDADE  
DE INFORMAÇÃO

Joana Andrade Correia  
RAPOSO BERNARDO & ASSOCIADOS

Luisa Borges  
SF&LB, SOCIEDADE DE ADVOGADOS, RL

Susana Caetano  
PWC PORTUGAL

Vasco Carvalho Oliveira Ramos  
ENGIC ENGENHEIROS ASSOCIADOS  
LDA

Manuel de Pina  
SAMP - SOCIEDADES DE ADVOGADOS

Jorge Lima Delgado Lopes  
NÚCLEO OPERACIONAL DA SOCIEDADE  
DE INFORMAÇÃO

Sofia Ferreira Enriquez  
RAPOSO BERNARDO & ASSOCIADOS

Florentino Jorge Fonseca Jesus  
ENGINEER

Solange Furtado Sanches  
SF&LB, SOCIEDADE DE ADVOGADOS, RL

João Gomes  
D. HOFFER ALMADA & ASSOCIADOS

Joana Gomes Rosa  
ADVOCACIA - CONSULTORIA

Teresa Livramento Monteiro  
DULCE LOPES, SOLANGE LISBOA RAMOS,  
TERESA LIVRAMENTO MONTEIRO-  
SOCIEDADE DE ADVOGADOS

Julio Martins Junior  
RAPOSO BERNARDO & ASSOCIADOS

João Pereira  
FPS

Arlindo Pereira Tavares  
ARLINDO TAVARES ADVOGADOS

Rita Ramos  
LAND REGISTRY

Nelson Raposo Bernardo  
RAPOSO BERNARDO & ASSOCIADOS

José Rui de Sena  
AGÊNCIA DE DESPACHO ADUANEIRO  
FERREIRA E SENA LDA

Tito Lívio Santos Oliveira Ramos  
ENGIC ENGENHEIROS ASSOCIADOS  
LDA

Henrique Semedo Borges  
LAW FIRM SEMEDO BORGES

Arnaldo Silva  
ARNALDO SILVA & ASSOCIADOS

Luís Filipe Sousa  
PWC PORTUGAL

José Spinola  
FPS

Frantz Tavares  
INOVE - CONSULTORES EMPRESARIAIS

Salvador Varela  
MJM ADVOGADOS

Liza Helena Vaz  
PWC PORTUGAL

Leendert Verschoor  
PWC PORTUGAL

## CENTRAL AFRICAN REPUBLIC

Jean Christophe Bakossa  
L'ORDRE CENTRAFRICAINE DES  
ARCHITECTES

Jean-Noël Bangue  
COUR DE CASSATION DE BANGUI

Blaise Banguitoumba  
ENERCA (ENERGIE CENTRAFRICAINE)

Maurice Dibert- Dollet  
MINISTÈRE DE LA JUSTICE

Emile Doraz-Serefessenet  
CABINET NOTAIRE DORAZ-SEREFESSENET

Philippe Fouda Fouda  
BEAC CAMEROON

Dolly Gotilogue  
AVOCATE À LA COUR

Cyr Gregbando  
BAMELEC

Marius Guibaut Metongo  
TRANSIMEX CENTRAFRIQUE

Laurent Hankof  
ENERCA (ENERGIE CENTRAFRICAINE)

Serge Médard Missamou  
CLUB OHADA RÉPUBLIQUE  
CENTRAFRICAINE

Mauricette Monthe-Psimhis  
CABINET D'AVOCATS & JURISTES  
ASSOCIÉS

Jacob Ngaya  
MINISTÈRE DES FINANCES - DIRECTION  
GÉNÉRALE DES IMPÔTS ET DES  
DOMAINES

Oesimbola Randriamampianina  
CABINET JOHN W. FFOOKS & Co.

Venant Paul Sadam  
CABINET D'AVOCATS & JURISTES  
ASSOCIÉS

Ghislain Samba Mokamanede  
BAMELEC

Bandiba Max Symphorien  
CLUB OHADA RÉPUBLIQUE  
CENTRAFRICAINE

## CHAD

CABINET JOHN W. FFOOKS & Co.

Adoum Daoud Adoum Haroun  
S.C.G.A.D.A. ET FILS

Abdelkerim Ahmat  
SDV LOGISTICS

Benga Nomen Christopher  
EXPRESS CARGO

Wandi Dassidi  
MINISTÈRE DE L'URBANISME, DE  
L'HABITAT, DES AFFAIRES FONCIÈRES ET  
DES DOMAINES

Oscar d'Estaing Deffosso  
PRICEWATERHOUSECOOPERS TAX &  
LEGAL SARL

Thomas Dingamgato  
CABINET THOMAS DINGAMGATO

Mahamat Ousman Djidda  
ARCHITECTURAL

N'Doningar Djimasna  
FACULTÉ DE DROIT, UNIVERSITÉ DE  
N'DJAMENA

Germain Djomian  
ETUDE ME DJOMIAN GERMAIN

Philippe Fouda Fouda  
BEAC CAMEROON

Innocent  
SOCIÉTÉ AFRICAINE D'ARCHITECTURE ET  
D'INGENIERIE

Delphine K. Djirabe  
AVOCATE À LA COUR

Francis Kadjilembaye  
CABINET THOMAS DINGAMGATO

Gérard Leclaire  
ARCHITECTURAL

Béehir Madet  
OFFICE NOTARIAL

Hayatte N'Djiaye  
PROFESSION LIBÉRALE

Jean Paul Maradas Nado  
MINISTÈRE DE L'URBANISME

Jean Paul Nendigui  
N CONSULTING

Nissaouabé Passang  
ETUDE ME PASSANG

Ahmat Senoussi  
ARCHITECTURAL

Amos D. Tatoloum Onde  
SOCIÉTÉ AFRICAINE D'ARCHITECTURE ET  
D'INGENIERIE

Nadine Tinen Tchadgoum  
PWC CAMEROON

Abdoulaye Yacoubou  
MAIRIE DE N'DJAMENA

Sobdibé Zoua  
CABINET SOBIBÉ ZOUIA

Patedjore Zoukalne  
MINISTÈRE DE L'URBANISME, DE  
L'HABITAT, DES AFFAIRES FONCIÈRES ET  
DES DOMAINES

## CHILE

Leticia Acosta Aguirre  
RELLINES GROUP

Alberto Alcalde  
PUGA ORTIZ ABOGADOS

Fernando Alzate  
NOTARÍA ANTONIETA MENDOZA

Alejandra Anguita Avaria  
SUPERINTENDENCIA DE QUIEBRAS

Felipe Aracena  
CHIRGWIN LARRETA PEÑAFIEL

Josefina Montenegro Araneda  
SUPERINTENDENCIA DE QUIEBRAS

Luis Avello  
PWC CHILE

Angeles Barria  
PHILIPPI, YRARRAZAVAL, PULIDO &  
BRUNNER, ABOGADOS LTDA.

Sandra Benedetto  
PWC CHILE

Enrique Benitez Urrutia  
URRUTIA & CIA

Jorge Benitez Urrutia  
URRUTIA & CIA

Mario Bezanilla  
ALCAÍNO RODRÍGUEZ ABOGADOS

Manuel Brunet Bofill  
CÁMARA CHILENA DE LA  
CONSTRUCCIÓN

Francisco Cabezas  
ALESSANDRI

Raimundo Camus  
YRARRAZAVAL, RUIZ-TAGLE,  
GOLDENBERG, LAGOS & SILVA

Miguel Capó Valdes  
BESALCO S.A.

Héctor Carrasco  
SUPERINTENDENCIA DE BANCOS Y  
INSTITUCIONES FINANCIERAS CHILE

Javier Carrasco  
NUÑEZ MUÑOZ & CIA LTDA.  
ABOGADOS

Paola Casorzo  
PHILIPPI, YRARRAZAVAL, PULIDO &  
BRUNNER, ABOGADOS LTDA.

Juan Luis Castellon  
NUÑEZ MUÑOZ & CIA LTDA.  
ABOGADOS

Andrés Chirgwin  
CHIRGWIN LARRETA PEÑAFIEL

María Alejandra Corvalán  
YRARRAZAVAL, RUIZ-TAGLE,  
GOLDENBERG, LAGOS & SILVA

Luis Alberto Cruchaga  
BOFILL MIR & ALVAREZ HINZPETER  
JANA

Francisco della Maggiora  
URENDA, RENCORET, ORREGO Y DÖRR

Andrés Dighero  
ALESSANDRI

Oscar Douglas  
PWC CHILE

Fernando Echeverría  
CÁMARA CHILENA DE LA  
CONSTRUCCIÓN

Ernesto Eckholt  
BAHAMONDEZ, ALVAREZ & ZEGERS

Alejandro Eliash  
CÁMARA CHILENA DE LA  
CONSTRUCCIÓN

Claudia Paz Escobar  
CHIRGWIN LARRETA PEÑAFIEL

Maria Teresa Fernandez  
BAHAMONDEZ, ALVAREZ & ZEGERS

Benjamín Ferrada  
GUERRERO, OLIVOS, NOVIOVA &  
ERRÁZURIZ ABOGADOS

- Pamela Flores  
PWC CHILE
- Cristian García-Huidobro  
BOLETÍN DE INFORMACIONES  
COMERCIALES
- Gianfranco Gazzana  
GUERRERO, OLIVOS, NOVOA &  
ERRÁZURIZ ABOGADOS
- Raúl Gómez Yáñez  
URENDA, RENCORET, ORREGO Y DÓRR
- Carolina Gonzalez  
PWC CHILE
- José Gutiérrez  
PWC CHILE
- Sofía Haupt  
ALESSANDRI
- Cristian Hermansen Rebollo  
ACTIC CONSULTORES
- Manuel Hinojosa  
NÚÑEZ MUÑOZ & CIA LTDA.  
ABOGADOS
- Jorge Hirmas  
ALBAGLI ZALIASNIK ABOGADOS
- Javier Hurtado  
CÁMARA CHILENA DE LA  
CONSTRUCCIÓN
- Fernando Jamarne  
ALESSANDRI
- José Ignacio Jiménez  
GUERRERO, OLIVOS, NOVOA &  
ERRÁZURIZ ABOGADOS
- Ignacio Larraín  
PHILIPPI, YRARRAZAVAL, PULIDO &  
BRUNNER, ABOGADOS LTDA.
- Andrés Laymuns  
URENDA, RENCORET, ORREGO Y DÓRR
- Jose Luis Letelier  
CARIOLA DIEZ PEREZ-COPATOS & CIA
- Andrés Lira  
URENDA, RENCORET, ORREGO Y DÓRR
- Santiago Lopez  
PWC CHILE
- María Esther López Di Rubba  
FISCALÍA BANCO DE CHILE
- Gianfranco Lotito  
CLARO & CIA., MEMBER OF LEX MUNDI
- Nicole Lüer  
URENDA, RENCORET, ORREGO Y DÓRR
- Luis Maldonado Croquevielle  
CONSERVADOR DE BIENES RAÍCES Y  
COMERCIO DE SANTIAGO
- Marcelo Mardones  
NÚÑEZ MUÑOZ & CIA LTDA.  
ABOGADOS
- Juan Ignacio Marín  
GUERRERO, OLIVOS, NOVOA &  
ERRÁZURIZ ABOGADOS
- Carolina Masihy  
CAREY Y CIA LTDA.
- Consuelo Maze  
NÚÑEZ MUÑOZ & CIA LTDA.  
ABOGADOS
- Ignacio Mehech  
NÚÑEZ MUÑOZ & CIA LTDA.  
ABOGADOS
- Pablo Menchaca  
CARIOLA DIEZ PEREZ-COPATOS & CIA
- Nicholas Mocarquer  
URENDA, RENCORET, ORREGO Y DÓRR
- Enrique Munita  
PHILIPPI, YRARRAZAVAL, PULIDO &  
BRUNNER, ABOGADOS LTDA.
- Rodrigo Muñoz  
NÚÑEZ MUÑOZ & CIA LTDA.  
ABOGADOS
- Raúl Muñoz Prieto  
RUSSELL BEDFORD CHILE - MEMBER OF  
RUSSELL BEDFORD INTERNATIONAL
- Cristian Olavarria  
PHILIPPI, YRARRAZAVAL, PULIDO &  
BRUNNER, ABOGADOS LTDA.
- Sergio Orrego  
URENDA, RENCORET, ORREGO Y DÓRR
- Felipe Ossa  
CLARO & CIA., MEMBER OF LEX MUNDI
- Gerardo Ovalle Mahns  
YRARRAZAVAL, RUIZ-TAGLE,  
GOLDENBERG, LAGOS & SILVA
- Luis Parada Hoyl  
BAHAMONDEZ, ALVAREZ & ZEGERS
- Gonzalo Paredes  
NÚÑEZ MUÑOZ & CIA LTDA.  
ABOGADOS
- Carmen Paz Cruz Lozano
- Alberto Pulido A.  
PHILIPPI, YRARRAZAVAL, PULIDO &  
BRUNNER, ABOGADOS LTDA.
- Gonzalo Rencoret  
URENDA, RENCORET, ORREGO Y DÓRR
- Alfonso Reymond Larrain  
REYMOND & FLEISCHMANN ABOGADOS
- Ricardo Riesco  
PHILIPPI, YRARRAZAVAL, PULIDO &  
BRUNNER, ABOGADOS LTDA.
- Constanza Rodriguez  
PHILIPPI, YRARRAZAVAL, PULIDO &  
BRUNNER, ABOGADOS LTDA.
- Edmundo Rojas García  
CONSERVADOR DE BIENES RAÍCES Y  
COMERCIO DE SANTIAGO
- Alvaro Rosenblut  
ALBAGLI ZALIASNIK ABOGADOS
- Hugo Salinas  
PWC CHILE
- Andrés Sanfuentes  
PHILIPPI, YRARRAZAVAL, PULIDO &  
BRUNNER, ABOGADOS LTDA.
- Francisco Selamé  
PWC CHILE
- Marcela Silva  
PHILIPPI, YRARRAZAVAL, PULIDO &  
BRUNNER, ABOGADOS LTDA.
- Luis Fernando Silva Ibañez  
YRARRAZAVAL, RUIZ-TAGLE,  
GOLDENBERG, LAGOS & SILVA
- Alan Smith  
SMITH Y CIA
- Consuelo Tarud  
URENDA, RENCORET, ORREGO Y DÓRR
- Ricardo Tisi L.  
CARIOLA DIEZ PEREZ-COPATOS & CIA
- Carlos Torres  
REDLINES GROUP
- Juan Camilo Uribe  
PHILIPPI, YRARRAZAVAL, PULIDO &  
BRUNNER, ABOGADOS LTDA.
- Sebastián Valdivieso  
YRARRAZAVAL, RUIZ-TAGLE,  
GOLDENBERG, LAGOS & SILVA
- Nicolás Velasco Jenschke  
SUPERINTENDENCIA DE QUIEBRAS
- Luis Felipe Vergara  
CONSERVADOR DE BIENES RAÍCES Y  
COMERCIO DE SANTIAGO
- Nicolas Vial  
BAHAMONDEZ, ALVAREZ & ZEGERS
- Kenneth Werner  
AGENCIA DE ADJUANA JORGE VIO Y  
CIA LTDA.
- Arturo Yrarrázaval Covarrubias  
YRARRAZAVAL, RUIZ-TAGLE,
- GOLDENBERG, LAGOS & SILVA
- Matías Zegers  
BAHAMONDEZ, ALVAREZ & ZEGERS
- Rony Zimerman M.  
BOFILL MIR & ALVAREZ HINZPETER  
JANA
- CHINA**
- ALLEN & OVERY LLP
- DLA PIPER
- SHANGHAI HAI CHENG ECONOMY &  
TRADE DEVELOPMENT CO., LTD.
- Bjarne Bauer  
SOFIA GROUP
- Russell Brown  
LEHMANBROWN
- Raymond Cai  
MAYER BROWN JSM
- Elliott Youchun Chen  
JUN ZE JUN LAW OFFICES
- Jie Chen  
JUN HE LAW OFFICE, MEMBER OF LEX  
MUNDI
- Mingqing Chen  
MAYER BROWN JSM
- Michael Diaz Jr.  
DIAZ, REUS & TARG, LLP
- Zhitong Ding  
CREDIT REFERENCE CENTER OF PEOPLE'S  
BANK OF CHINA
- Chenmin Dong  
NORONHA ADOGADOS
- Ella  
Y-AXIS INTERNATIONAL TRADING CO.
- Helen Feng  
ANGELA WANG & CO.
- Wei Gao  
BEIJING ZHONGYIN LAW FIRM
- Joanna Guo  
ZHONG LUN LAW FIRM
- Yong Hai  
BAKER & MCKENZIE
- Shuquan He  
SHANGHAI UNIVERSITY
- Wenmin He  
ZHONG LUN LAW FIRM
- Huizhong Hu  
BEIJING HUANZHONG & PARTNERS
- Jinquan Hu  
KING & WOOD MALLESONS LAWYERS
- Tony Jian  
MAYER BROWN JSM
- Ian Lewis  
MAYER BROWN JSM
- Audry Li  
ZHONG LUN LAW FIRM
- Qing Li  
JUN HE LAW OFFICE, MEMBER OF LEX  
MUNDI
- Jane Liang  
KING & WOOD MALLESONS LAWYERS
- Haiyan Liao  
MAYER BROWN JSM
- Grace Liu  
HUA-ANDER CPAS - MEMBER OF  
RUSSELL BEDFORD INTERNATIONAL
- Rui Liu  
JUN HE LAW OFFICE, MEMBER OF LEX  
MUNDI
- Zhiqiang Liu  
KING & WOOD MALLESONS LAWYERS
- Lucy Lu  
KING & WOOD MALLESONS LAWYERS
- Hongli Ma  
JUN HE LAW OFFICE, MEMBER OF LEX  
MUNDI
- Jonathan Mok  
ANGELA WANG & CO.
- Matthew Mui  
PWC CHINA
- Matthew Murphy  
MMLC GROUP
- Lei Niu  
ZHONG LUN LAW FIRM
- Giovanni Pisacane  
GWA GREATWAY ADVISORY
- Andrea Ren  
MAYER BROWN JSM
- Tina Shi  
MAYER BROWN JSM
- Joe Tam  
MAYER BROWN JSM
- Jessie Tang
- Michael Tso  
SHEKOU LAW FIRM
- Terence Tung  
MAYER BROWN JSM
- Rico W.K. Chan  
BAKER & MCKENZIE
- Celia Wang  
PWC CHINA
- Eileen Wang  
MAYER BROWN JSM
- Guoqi Wang  
HUA-ANDER CPAS - MEMBER OF  
RUSSELL BEDFORD INTERNATIONAL
- Kevin Wang  
ALLBRIGHT LAW OFFICE
- Thomas Wang  
JOINWAY LAW FIRM
- Xiaolei Wang  
CREDIT REFERENCE CENTER OF PEOPLE'S  
BANK OF CHINA
- Xuehua Wang  
BEIJING HUANZHONG & PARTNERS
- Kent Woo  
GUANGDA LAW FIRM
- Tony Wu  
JOINWAY LAW FIRM
- Vincent Wu  
MAYER BROWN JSM
- Liu Yan  
Y-AXIS INTERNATIONAL TRADING CO.
- Flora Yang  
BAKER & MCKENZIE
- Tian Yongsheng  
Y-AXIS INTERNATIONAL TRADING CO.
- Natalie Yu  
SHU JIN LAW FIRM
- Xia Yu  
MMLC GROUP
- Jianan Yuan  
JUN HE LAW OFFICE, MEMBER OF LEX  
MUNDI
- Bing Zhai  
JUN HE LAW OFFICE, MEMBER OF LEX  
MUNDI
- Yi Zhang  
KING & WOOD MALLESONS LAWYERS
- Xingjian Zhao  
DIAZ, REUS & TARG, LLP
- Alina Zhu  
ZHONG LUN LAW FIRM
- Roy Zhu  
ZHONG LUN LAW FIRM
- Roy Zou  
HOGAN LOVELLS
- COLOMBIA**
- CODENSA S.A. ESP  
LEWIN & WILLS, ABOGADOS
- NOTARÍA 41 DE BOGOTÁ
- Enrique Alvarez  
JOSE LLOREDA CAMACHO & Co.
- Jaime Mauricio Angulo Sanchez  
EXPERIAN - DATACRÉDITO
- Lorena Arambula  
CÁRDENAS & CÁRDENAS
- Octavio Arango  
SIAP S.A.
- Alexandra Arbeláez Cardona  
RUSSELL BEDFORD COLOMBIA - MEMBER  
OF RUSSELL BEDFORD INTERNATIONAL
- María Alejandra Arboleda  
POSSE HERRERA RUIZ
- Alvaro Armenta  
ARMENTA CHAVARRO S A S
- Patricia Arrázola-Bustillo  
GÓMEZ-PINZÓN ZULETA ABOGADOS  
S.A.
- Cesar Barajas  
PARRA, RODRIGUEZ & CAVELIER SAS
- Luis Alfonso Barón Caro  
CARIBBSA
- Luis Alfredo Barragán  
BRIGARD & URRUTIA, MEMBER OF  
LEX MUNDI
- Aurora Barroso  
PARRA, RODRIGUEZ & CAVELIER SAS
- Martha Bonett  
CAVELIER ABOGADOS
- Leonardo Calderón Perdomo  
COLEGIO DE REGISTRADORES DE  
INSTRUMENTOS PÚBLICOS DE COLOMBIA
- Carolina Camacho  
POSSE HERRERA RUIZ
- Claudia Camargo  
PWC COLOMBIA
- Camilo Cantor  
GÓMEZ-PINZÓN ZULETA ABOGADOS  
S.A.
- Darío Cárdenas  
CÁRDENAS & CÁRDENAS
- Carlos Carvajal  
JOSE LLOREDA CAMACHO & Co.
- Vincent Wu  
MAYER BROWN JSM
- Mauricio Carvajal Cordoba  
MINISTRY OF FINANCE
- Ouk Chittra  
ELECTRICITE DU CAMBODGE (EDC)
- Felipe Cuberos  
PRIETO & CARRIZOSA S.A.
- María Cristina Cuestas  
DHL GLOBAL FORWARDING
- Lorena Diaz  
JOSE LLOREDA CAMACHO & Co.
- María Helena Díaz Méndez  
PWC COLOMBIA
- Juan Eslava  
COLOMBIANA DE INGENIERIA Y  
SUMINISTROS LTDA
- Jairo Flechas  
GENELEC LTDA.
- María Fernanda Florez  
POSSE HERRERA RUIZ
- Luis Hernando Gallo Medina  
GALLO MEDINA ABOGADOS  
ASOCIADOS
- Catalina Garcia  
BRIGARD & URRUTIA, MEMBER OF  
LEX MUNDI
- Natalia Garcia  
JOSE LLOREDA CAMACHO & Co.
- Alejandro Garcia Botero  
GÓMEZ-PINZÓN ZULETA ABOGADOS  
S.A.
- Francisco González  
PARRA, RODRIGUEZ & CAVELIER SAS

Santiago Gutierrez  
JOSE LLOREDA CAMACHO & Co.

Mónica Hernández  
PRIETO & CARRIZOSA S.A.

Andrés Hidalgo  
JOSE LLOREDA CAMACHO & Co.

Juan José Huertas  
POSSE HERRERA RUIZ

Jhovanna Jiménez  
BRIGARD & URRUTIA, MEMBER OF  
LEX MUNDI

Leydi Yurany Joya Florez  
RUSSELL BEDFORD COLOMBIA - MEMBER  
OF RUSSELL BEDFORD INTERNATIONAL

Carlos Mario Lafaurie Escorco  
PwC COLOMBIA

Jorge Lara-Urbaneja  
LARA CONSULTORES

Alejandro Linares-Cantillo  
GÓMEZ-PINZÓN ZULETA ABOGADOS  
S.A.

Ernesto López  
CÁRDENAS & CÁRDENAS

Victoria María del Socorro  
SAVINCE LTDA

Luis Mendoza  
JOSE LLOREDA CAMACHO & Co.

Catalina Menjura  
POSSE HERRERA RUIZ

Ricardo Molano  
POSSE HERRERA RUIZ

Juan Carlos Moreno Peralta  
RODRÍGUEZ, RETAMOSO & ASOCIADOS  
SAS

Francisco Javier Morón López  
PARRA, RODRÍGUEZ & CAVELIER SAS

Adriana Motta  
CAVELIER ABOGADOS

María Neira Tobón  
HOLGUÍN, NEIRA & POMBO ABOGADOS

Jorge Osuna Díaz  
GESTIÓN INTEGRAL ELÉCTRICA - GIE

Alvaro Parra  
PARRA, RODRÍGUEZ & CAVELIER SAS

Natalia Ponce de León  
PARRA, RODRÍGUEZ & CAVELIER SAS

Carolina Posada  
POSSE HERRERA RUIZ

Raul Quevedo  
JOSE LLOREDA CAMACHO & Co.

María Margarita Reyes Uribe  
LAWYER

Irma Isabel Rivera  
BRIGARD & URRUTIA, MEMBER OF  
LEX MUNDI

Luis Carlos Robayo Higuera  
RUSSELL BEDFORD COLOMBIA - MEMBER  
OF RUSSELL BEDFORD INTERNATIONAL

Bernardo Rodriguez  
PARRA, RODRÍGUEZ & CAVELIER SAS

María Isabel Rodriguez  
POSSE HERRERA RUIZ

Jaime Alberto Rodríguez  
Cuestas  
NOTARÍA 13 DE BOGOTÁ

Liliana María Rodriguez  
Retamoso  
RODRÍGUEZ, RETAMOSO & ASOCIADOS  
SAS

Sonia Elizabeth Rojas Izaquita  
GALLO MEDINA ABOGADOS  
ASOCIADOS

Paula Samper Salazar  
GÓMEZ-PINZÓN ZULETA ABOGADOS  
S.A.

María Carolina Sarmiento  
POSSE HERRERA RUIZ

Carlos Silva  
CAVELIER ABOGADOS

Alexandra Silveira  
JOSE LLOREDA CAMACHO & Co.

Cristina Stiefken  
LEWIN & WILLS, ABOGADOS

Raúl Alberto Suárez Arcila

Diana Talero  
SUPERINTENDENCY OF CORPORATION

Gustavo Tamayo Arango  
JOSE LLOREDA CAMACHO & Co.

Olga Viviana Tapias García  
RUSSELL BEDFORD COLOMBIA - MEMBER  
OF RUSSELL BEDFORD INTERNATIONAL

Paola Tapiero  
TRADE LEADER

Jose Alejandro Torres  
POSSE HERRERA RUIZ

Julia Elena Uribe Eastman  
JOSE LLOREDA CAMACHO & Co.

Angela Vaca  
PwC COLOMBIA

Diana Vaughan  
LEWIN & WILLS, ABOGADOS

Frank Velandia  
TECLOGIC LTDA

Daniela Vergel  
CÁRDENAS & CÁRDENAS

Adriana Zapata  
CAVELIER ABOGADOS

Alberto Zuleta  
CÁRDENAS & CÁRDENAS

Diana Zuleta  
PARRA, RODRÍGUEZ & CAVELIER SAS

## COMOROS

UCCIA - UNION DES CHAMBRES  
DE COMMERCE, D'INDUSTRIE, ET  
D'AGRICULTURE DES COMORES

Chabani Abdallah Halifa  
GROUPE HASSANATI SOILHI - GROUPE  
HASOIL

Said Ahmed Aboudou  
TOPING

Hilmy Aboudsaid  
COMORES CARGO INTERNATIONAL

Abdillah Ahamed Ahamada  
DIRECTION GÉNÉRALE DES IMPÔTS

Yassian Ahamed  
DIRECTION DE L'ÉNERGIE

Bahassani Ahmed  
CABINET D'AVOCAT BAHASSANI

Mbaraka Al Ibrahim  
SERVICE DE L'URBANISME COMORES

Omar Said Allaoui  
E.C.D.I.

Mouzaoui Amroine  
ORGANISATION PATRONALE DES  
COMORES

Said Ali Said Athouman  
UNION OF THE CHAMBER OF  
COMMERCE

Fahmi Said Ibrahim  
CABINET FAHMI SAID IBRAHIM

Youssef Ismael  
DIRECTION GÉNÉRALE DES IMPÔTS

Nomane Mohamed Mkavavo  
ANPI INVEST IN COMOROS

Abdoulbastoi Moudjahidi  
CLUB OHADA COMORES

Farahati Moussa  
ORGANISATION PATRONALE DES  
COMORES

Said Mohamed Nassur  
ENERGIE COMOROS

Meznoudi Nizar  
ANPI INVEST IN COMOROS

Nasser Radjabou  
DIRECTION GÉNÉRALE DES ROUTES ET  
TRANSPORT ROUTIERS

Daoud Saidali Tohiri  
ANPI INVEST IN COMOROS

## CONGO, DEM. REP.

CABINET D'ARCHITECTE MARC  
PERAZZONE

SOCIÉTÉ NATIONALE D'ÉLECTRICITÉ  
(SNEL)

Romain Battajon  
CABINET BATAJON

Prince Bintene  
CABINET MASAMBA

Jean Adolphe Bitenu  
ANAPI

Guillaume Bononge Litobaka  
ROCAT SPRL

Nicaise Chikuru Munyioywarha  
CHIKURU & ASSOCIÉS

Edmond Cibamba Diata  
CABINET EMERY MUKENDI WAFWANA  
& ASSOCIÉS

Jean-Paul Dambana  
SOCODAM LTD

Daniel Dede  
PwC

Prosper Djuma Bilali  
CABINET MASAMBA

Edouard D'Oreye  
PwC

Holly Embonga Tomboli  
CHIKURU & ASSOCIÉS

Irénée Falanka  
CABINET IRÉNÉE FALANKA

Lydie Isengingo Luanzo  
BARREAU DE KINSHASA/MATETE

Edgar Kalonji  
PwC

Vincent Kangulumba Mbambi  
ANDRÉ & VINCENT AVOCATS ASSOCIÉS

Robert Katambu  
CABINET LUBALA & ASSOCIÉS

Dolores Sonia Kimpwene  
ÉTUDE KABINDA - CABINET D'AVOCATS

Phistian Kubangusu Makiese  
CABINET MASAMBA

Emmanuel Le Bras  
PwC

Jean-Déphilin Lokonde  
Mvulukunda  
CABINET MASAMBA

Jean-Ambroise Longo Lunga  
CABINET IRÉNÉE FALANKA

Serge Mwankana Lulu  
AVOCAT

Vital Lwanga Bizanzila  
CABINET VITAL LWANGA

Aubin Mabanza  
KLAM & PARTNERS AVOCATS

Munir Malik  
PACIFIC TRADING SPRL

Noel Mangala  
CABINET CERTAC

Jean Claude Mbaki Siluzaku  
CABINET MBAKI ET ASSOCIÉS

Tanayi Mbuy-Mbiye  
CABINET MBUY-MBIYE & ASSOCIÉS

Junior Mosei Mbongo  
CABINET MASAMBA

Louman Mpooy  
MPOY LOUMAN & ASSOCIÉS

Freddy Mulamba Senene  
CAVELIER MUNKINDJI

Hilaire Mumvudi Mulangi  
MINISTÈRE DE L'URBANISME ET DE  
L'HABITAT

Benoit Mutambayi Kanyuka  
CABINET IRÉNÉE FALANKA

Victorine Biche Nsimba  
Kilembe  
BARREAU DE KINSHASA/MATETE

Jean-Bienvenu Ntwali Byavulwa  
ÉTUDE KABINDA - CABINET D'AVOCATS

Leon Nzimbi  
PwC CONGO (DEMOCRATIC REPUBLIC  
OF)

Destin Pelete

Christie Madudu Sulubika  
CABINET MADUDU SULUBIKA

Sylvie Tshilanda Kabongo  
CABINET MADUDU SULUBIKA

Toto Wa Kinkela  
TOTO & ASSOCIÉS CABINET D'AVOCATS

Nadine Mundala Walo  
CABINET MADUDU SULUBIKA

## CONGO, REP.

CABINET JOHN W. FFOOKS & Co.

FRANCK EXPORT CONGO

SAGA CONGO - GROUPE BOLLORÉ

Cynthia Adoua  
PwC

Jean Roger Bakoulou  
BANQUE DES ÉTATS DE L'AFRIQUE  
CENTRALE

Prosper Bizitou  
PwC

Antoine Bokolo Joue  
CAP ARCHITECTS

Morin Boris  
TRANSPORTER

Claude Coelho  
CABINET D'AVOCATS CLAUDE COELHO

Mathias Essereke  
CABINET D'AVOCATS MATHIAS  
ESSEREKE

Philippe Fouda Fouda  
BEAC CAMEROON

Joe Pépin Foundoux  
PwC

Gaston Gapo  
ATELIER D'ARCHITECTURE ET  
D'URBANISME

Maria Eduarda de Lemos  
Godinho  
MIRANDA CORREIA AMENDEOIRA  
& ASSOCIADOS - SOCIEDADE DE  
ADVOGADOS RL

Moise Kokolo  
PwC

Pascal Kouo  
SOGECO - ETDE CONGO

Emmanuel Le Bras  
PwC

Zahour Mbemba  
BUSINESS LAWYER AND INTERPRETER

Jean Paul Moliso Samba  
SOCAB

Robert Ngabou  
CAP ARCHITECTS

François Ngaka  
BANQUE DES ÉTATS DE L'AFRIQUE  
CENTRALE

Prosper K. Nzengue  
MINISTÈRE DE LA CONSTRUCTION, DE

L'URBANISME ET HABITAT

Regina Nicole Okandza Yoka  
DIRECTION GÉNÉRALE DES IMPÔTS

Jean Petro  
CABINET D'AVOCATS JEAN PETRO

Andre Francois Quenum  
CABINET ANDRÉ FRANÇOIS QUENUM

Francis Sassa  
CABINET D'AVOCATS JEAN PETRO

Alpha Zinga Moko  
PwC

## COSTA RICA

Aisha Acuña  
LEXINCORP

Mariana Alfaro  
CORDERO & CORDERO ABOGADOS

Federico Altamura  
JD CANO

Gloriana Alvarado  
PACHECO COTO

Arnoldo André  
ANDRÉ TINOCO ABOGADOS

Carlos Araya  
CENTRAL LAW - QUIROS ABOGADOS

Luis Diego Barahona  
PwC COSTA RICA

Carlos Barrantes  
PwC COSTA RICA

Alejandro Bettoni Traube  
DONINELLI & DONINELLI - ASESORES  
JURÍDICOS ASOCIADOS

Michael Bruce  
ACZZALAW

Oswald Bruce  
ACZZALAW

Eduardo Calderón-Odio  
BLP ABOGADOS

Maria Campos  
OLLER ABOGADOS

Adriana Castro  
BLP ABOGADOS

Silvia Chacon  
SOLEY, SABORIO & ASOCIADOS

Roberto Esquivel  
OLLER ABOGADOS

Freddy Fachler  
PACHECO COTO

Graciela Fuentes Brealey  
CENTRAL LAW - QUIROS ABOGADOS

Neftali Garro  
BLP ABOGADOS

Miguel Golcher Valverde  
COLEGIO DE INGENIEROS ELÉCTRICISTAS,  
MECÁNICOS E INDUSTRIALES

Roy Guzman Ramirez  
COMPANÍA NACIONAL DE FUERZA  
Y LUZ

Jorge Hernández  
COLEGIO DE INGENIEROS ELÉCTRICISTAS,  
MECÁNICOS E INDUSTRIALES

Randall Zamora Hidalgo  
COSTA RICA ABC

Ernesto Hütt Crespo  
FACIO & CAÑAS, MEMBER OF LEX  
MUNDI

Vivian Jiménez  
OLLER ABOGADOS

Elvis Eduardo Jiménez Gutiérrez  
SUPERINTENDENCIA GENERAL DE  
ENTIDADES FINANCIERAS

Margarita Libby Hernandez  
MARGARITA LIBBY Y ASOCIADOS S.A.

Carlos Marin Castro  
MINISTERIO DE COMERCIO EXTERIOR



Ivannia Méndez Rodríguez  
OLLER ABOGADOS

Andres Mercado  
OLLER ABOGADOS

Gabriela Miranda  
OLLER ABOGADOS

Mario Miranda  
GESTORÍA DE DESARROLLO INMOBILIARIO  
GDI, S.A.

Jaime Molina  
PROYECTOS ICC S.A.

Jorge Montenegro  
SCGMT ARQUITECTURA Y DISEÑO

Eduardo Montoya Solano  
SUPERINTENDENCIA GENERAL DE  
ENTIDADES FINANCIERAS

Cecilia Naranjo  
LEX COUNSEL

Pedro Oller  
OLLER ABOGADOS

Ramón Ortega  
PwC EL SALVADOR

Diana Pál-Hegedüs  
PAL-HEGEDÜS & ORTEGA ABOGADOS

Marianne Pál-Hegedüs Ortega  
PAL-HEGEDÜS & ORTEGA ABOGADOS

Fernando Pereira  
COMPANÍA NACIONAL DE FUERZA  
Y LUZ

Sergio Pérez  
LEXINCORP

Alvaro Quesada Loría  
AGUILAR CASTILLO LOVE

Mauricio Quiros  
CENTRAL LAW - QUIROS ABOGADOS

Ana Quiros Vaglio  
TRANSUNION

Ricardo Rodríguez  
CENTRAL LAW - QUIROS ABOGADOS

Néstor Rodríguez  
COMPANÍA NACIONAL DE FUERZA  
Y LUZ

Karla Rojas  
GESTORÍA DE DESARROLLO INMOBILIARIO  
GDI, S.A.

Manrique Rojas  
LEXINCORP

Miguel Ruiz Herrera  
LEX COUNSEL

Jose Luis Salinas  
GRUPO INMOBILIARIO DEL PARQUE

Luis Sánchez  
FACIO & CAÑAS, MEMBER OF LEX  
MUNDI

Fernando Sánchez Castillo  
RUSSELL BEDFORD COSTA RICA /  
ABBQ CONSULTORES, S.A. - MEMBER  
OF RUSSELL BEDFORD INTERNATIONAL

Ronny Michel Valverde Mena  
EXTRUSIONES DE ALUMINIO S.A.

Alonso Vargas  
LEXINCORP

Daniela Vargas  
PwC COSTA RICA

Ismael Vargas  
PwC COSTA RICA

Marianela Vargas  
PwC COSTA RICA

Khalid Williams  
COMPANÍA NACIONAL DE FUERZA  
Y LUZ

Rodrigo Zapata  
GESTORÍA DE DESARROLLO INMOBILIARIO  
GDI, S.A.

Jafet Zúñiga Salas  
SUPERINTENDENCIA GENERAL DE  
ENTIDADES FINANCIERAS

**CÔTE D'IVOIRE**

CABINET JOHN W. FFOOKS & CO.

CABINET KOUASSI ET ASSOCIÉS

Symphorien Agbessadj  
BCEAO

Ahmadou Al Aminou Lo  
BCEAO

Claude Aman  
BOLLORÉ AFRICA LOGISTICS

Ika Raymond Any-Gbayere  
ANYRAY & PARTNERS

Michel Kizito Brizoua-Bi  
BILE-AKA, BRIZOUA-BI & ASSOCIÉS

Lassiney Kathann Camara  
CLK AVOCATS

Asman César  
CABINET N'GOAN, ASMAN & ASSOCIÉS

Aly Djiohou  
IJF CONSEILS JURIDIQUES

Junior Doukoure  
ANYRAY & PARTNERS

Bamba Douty  
SID

Hippolyte Ebagnitchie  
AUTORITÉ NATIONALE DE RÉGULATION  
DU SECTEUR DE L'ÉLECTRICITÉ

Stéphane Eholie  
SIMAT

Liadé Vaudy Gbetibouo  
CLK AVOCATS

Koupo Gnoleba  
MINISTÈRE DE LA CONSTRUCTION

Claude-Andrée Grogga  
CABINET JEAN-FRANÇOIS CHALUVEAU

Nanette Kaba Ackah  
BOLLORÉ AFRICA LOGISTICS

Barnabe Kabore  
NOVELEC SARL

Noël Koffi  
CABINET NOËL Y. KOFFI

Fatoumata Konate Toure-B.  
ÉTUDE DE MÈ KONATE TOURE-B.  
FATOUMATA

Kiyobien Kone  
SOCIÉTÉ CIVILE PROFESSIONNELLE  
D'AVOCATS (SCPA) LE PARACLET

Dramane Kouakou  
BOLLORÉ AFRICA LOGISTICS

N'Dri Marielle-Ange Kouakou  
CLK AVOCATS

Arsène Dablé Kouassi  
SCPA DOGUE-ABBE YAO & ASSOCIÉS

Dominique Kouyate  
BOLLORÉ AFRICA LOGISTICS

Tape Likane  
CABINET N'GOAN, ASMAN & ASSOCIÉS

Clarck Limbin  
ÉTUDE DE MAÎTRE MANGOUA

Charlotte-Yolande Mangoua  
ÉTUDE DE MAÎTRE MANGOUA

Adeline Messou  
PwC CÔTE D'IVOIRE

Georges N'Goan  
CABINET N'GOAN, ASMAN & ASSOCIÉS

Patricia N'guessan  
CABINET JEAN-FRANÇOIS CHALUVEAU

Jacques Otro  
CONSEIL NATIONAL DE L'ORDRE DES  
ARCHITECTES

Athanase Raux  
CABINET RAUX, AMIEN & ASSOCIÉS

Stephane Samba  
NOVELEC SARL

Simon Dognima Silué  
BILE-AKA, BRIZOUA-BI & ASSOCIÉS

Antoine Traore  
BCEAO

Kotokou Kouakou Urbain  
ATK

Emmanuel Yehouessi  
BCEAO

**CROATIA**

ERNST & YOUNG

Boris Andrejaš  
BABIĆ & PARTNERS

Hrvoje Bardek  
CMS LEGAL

Marija Beber  
VIDAN ATTORNEYS-AT-LAW

Ivo Bijelić  
PwC CROATIA

Natko Bilić  
STUDIO 3LHD

Iva Bjelinski  
GLINSKA & MIŠKOVIĆ LTD.

Karmen Boban  
GLINSKA & MIŠKOVIĆ LTD.

Zoran Bohaček  
CROATIAN BANKING ASSOCIATION

Marko Borsky  
DIVIAK, TOPIĆ & BAHTIAREVIĆ

Marijana Božić  
ODVIETNIČKI URED BOŽIĆ LAW OFFICE

Iva Božović  
CROATIAN BANK FOR RECONSTRUCTION  
AND DEVELOPMENT

Linda Brčić  
DIVIAK, TOPIĆ & BAHTIAREVIĆ

Lana Brlek  
PwC CROATIA

Nana Bulat  
ČAČIĆ & PARTNERS

Belinda Čačić  
ČAČIĆ & PARTNERS

Vlatka Cikac  
LAW OFFICE CIKAC

Ivan Čuk  
VUKMIR & ASSOCIATES

Saša Divjak  
DIVIAK, TOPIĆ & BAHTIAREVIĆ

Renata Duka  
MINISTRY OF JUSTICE

Juraj Fabijanic  
DIVIAK, TOPIĆ & BAHTIAREVIĆ

Željko Franjić  
CUSTOMS ADMINISTRATION OF CROATIA

Ronald Given  
WOLF THEISS

Tonka Gjoić  
GLINSKA & MIŠKOVIĆ LTD.

Ivan Gjurgjan  
GIJURGJAN & ŠRIBAR RADIĆ LAW FIRM

Krešimir Golubić

Tom Hadžija  
KORPER & PARTNERI LAW FIRM

Lidija Hanžek  
HROK D.O.O.

Romana Ilić  
STUDIO 3LHD

Branimir Iveković  
IVEKOVIĆ LAW OFFICE

Irina Jelčić  
HANZEKOVIĆ & PARTNERS LTD.,  
MEMBER OF LEX MUNDI

Ivica Jelovcic  
DAMCO

Saša Jovičić  
WOLF THEISS

Sanja Jurković  
PwC CROATIA

Petra Jurković Mutabžija  
CROATIAN BANK FOR RECONSTRUCTION  
AND DEVELOPMENT

Dina Kalaš  
BABIĆ & PARTNERS

Branko Kirin  
ČAČIĆ & PARTNERS

Ozren Kobsa  
DIVIAK, TOPIĆ & BAHTIAREVIĆ

Anita Krizmanić  
MAČEŠIĆ & PARTNERS, ODVIETNIČKO  
DRUSTVO

Andrea Lončar  
GLINSKA & MIŠKOVIĆ LTD.

Marko Lovrić  
DIVIAK, TOPIĆ & BAHTIAREVIĆ

Josip Lusetić  
CUSTOMS ADMINISTRATION OF CROATIA

Miran Macesic  
MAČEŠIĆ & PARTNERS, ODVIETNIČKO  
DRUSTVO

Ivana Manovelo  
MAČEŠIĆ & PARTNERS, ODVIETNIČKO  
DRUSTVO

Josip Martinić  
WOLF THEISS

Iva Masten  
VIDAN ATTORNEYS-AT-LAW

Petra Matas  
MATUJEVIĆ LAW OFFICE

Tin Matić  
TIN MATIĆ LAW OFFICE

Domagoj Matica  
ČAČIĆ & PARTNERS

Andrej Matijevich  
MATUJEVIĆ LAW OFFICE

Igor Mirosevic  
DIVIAK, TOPIĆ & BAHTIAREVIĆ

Zeljana Muslim  
FINANCIAL AGENCY - CENTER FOR  
HITRO.HR

Ana Padjen  
MAČEŠIĆ & PARTNERS, ODVIETNIČKO  
DRUSTVO

Tomislav Pedišić  
VUKMIR & ASSOCIATES

Marija Petrović  
DIVIAK, TOPIĆ & BAHTIAREVIĆ

Miroslav Plaščar  
ŽURIĆ I PARTNERI

Hrvoje Radić  
GIJURGJAN & ŠRIBAR RADIĆ LAW FIRM

Anda Redžić  
TAX ADMINISTRATION

Gordan Rotkvić  
PwC CROATIA

Davor Rukonić  
DIVIAK, TOPIĆ & BAHTIAREVIĆ

Boris Šavorić  
ŠAVORIĆ & PARTNERS

Ana Sihtar  
SIHTAR ATTORNEYS-AT-LAW

Irena Šribar Radić  
GIJURGJAN & ŠRIBAR RADIĆ LAW FIRM

Ingrid Stefan  
TRANSDADRIA

Marko Stilinović  
ČAČIĆ & PARTNERS

Ognjeslav Sutic  
LUCA-SPEĐ D.O.O.

Marin Svić  
PRALJAK & SVIĆ

Zoran Tasić  
CMS LEGAL

Branka Tutek  
JURIC & VRBANOVIC, LTD.

Sutvid Uglesic  
DIVIAK, TOPIĆ & BAHTIAREVIĆ

Lana Vdović  
WOLF THEISS

Hrvoje Vidan  
VIDAN ATTORNEYS-AT-LAW

Željko Vrbanić  
HEP DISTRIBUTION SYSTEM OPERATOR  
LTD.

Zrinka Vrtarić  
CMS LEGAL

Marin Vuković  
DIVIAK, TOPIĆ & BAHTIAREVIĆ

Suzana Vulin  
CROATIAN BANK FOR RECONSTRUCTION  
AND DEVELOPMENT

Petar Živković  
DIVIAK, TOPIĆ & BAHTIAREVIĆ

Jelena Zjacic  
MAČEŠIĆ & PARTNERS, ODVIETNIČKO  
DRUSTVO

**CYPRUS**

ELECTRICITY AUTHORITY OF CYPRUS

P.G. ECONOMIDES & CO LIMITED  
- MEMBER OF RUSSELL BEDFORD  
INTERNATIONAL

Olga Adamidou  
ANTIS TRIANTAFYLIDES & SONS LLC

Achilleas Amrosiou  
ARTEMIS BANK INFORMATION SYSTEMS  
LTD.

Andreas Andreou  
CYPRUS GLOBAL LOGISTICS

George Antoniaides  
GANTONI GENERAL ENTERPRISES

Pavlos Aristodemou  
ARISTODEMOU LOIZIDIS YIOLITIS LLC

Anita Boyadjian  
INFO CREDIT GROUP

Amanda Cacoyanni  
CHRYSSES DEMETRIADES & CO.

Harry S. Charalambous  
KPMG

Antonios Christodoulides  
PwC CYPRUS

Alexia Christodoulou  
CYPRUS INVESTMENT PROMOTION  
AGENCY

Thomas Christodoulou  
CHRYSSES DEMETRIADES & CO.

Kypros Chrysostomides  
DR. K. CHRYSOSTOMIDES & CO. LLC

Andrea Chrysostomou  
PwC CYPRUS

Achilleas Demetriades  
LELOS P. DEMETRIADES LAW OFFICE  
LLC

Eleni Drousioti  
DR. K. CHRYSOSTOMIDES & CO. LLC

Alexandros Economou  
CHRYSSES DEMETRIADES & CO.

Lefferis S. Eleftheriou  
CYPRUS INVESTMENT PROMOTION  
AGENCY

Elena Frixou  
ARTEMIS BANK INFORMATION SYSTEMS  
LTD.

Zenonas G. Achillides  
CYPRUS STOCK EXCHANGE

Elvira Georgiou  
ANTIS TRIANTAFYLIDES & SONS LLC

Marios Hadjigavriel  
ANTIS TRIANTAFYLIDES & SONS LLC

Christodoulos Hadjiodyseos  
SCIENTIFIC TECHNICAL CHAMBER OF  
CYPRUS (ETEK)

Iacovos Hadjivarnavas  
FAMAGUSTA CHAMBER OF COMMERCE  
AND INDUSTRY

Marina Ierokipiou  
ANTIS TRIANTAFYLIDES & SONS LLC

Christina Ioannidou  
IOANNIDES DEMETRIOU LLC

Georgios Karrotsakis  
DEPARTMENT OF REGISTRAR OF  
COMPANIES AND OFFICIAL RECEIVER

Spyros G. Kokkinos  
DEPARTMENT OF REGISTRAR OF  
COMPANIES AND OFFICIAL RECEIVER

Christina Kotsapa  
ANTIS TRIANTAFYLIDES & SONS LLC

Theodoros Kringou  
FIRST CYPRUS CREDIT BUREAU

Nicholas Ktenas  
ANDREAS NEOCLEOUS & CO. LEGAL  
CONSULTANTS

Olga Lambrou  
MOUAIMIS & MOUAIMIS ADVOCATES

Margarita Liasi  
KPMG

Antonios Loizou  
ANTONIS LOIZOU & ASSOCIATES

George V. Markides  
KPMG

Pieris M. Markou  
DELOITTE LLP

Christos Mavrellis  
CHRYSSES DEMETRIADES & CO.

Demosthenes Mavrellis  
CHRYSSES DEMETRIADES & CO.

Costas Mavrocordatos  
PWC CYPRUS

Antigoni Milikouri  
CYPRUS STOCK EXCHANGE

Panayotis Mouaimis  
MOUAIMIS & MOUAIMIS ADVOCATES

Demetris Nicolau  
ARISTODEMOU LOIZIDES YIOLITIS LLC

Varnavas Nicolau  
PWC CYPRUS

Stella Papadopoulou  
MINISTRY OF INTERIOR

Christina Papakyriakou Hasikou  
ANTIS TRIANTAFYLIDES & SONS LLC

Christakis Paroutis  
ELECTRICITY AUTHORITY OF CYPRUS

Marilou Pavlou  
ANTIS TRIANTAFYLIDES & SONS LLC

Chrysillos Pelekanos  
PWC CYPRUS

Marios Pelekanos  
MESARITIS PELEKANOS ARCHITECTS -  
ENGINEERS

Ioanna Petrou  
PWC CYPRUS

Maria Petsa  
CYPRUS STOCK EXCHANGE

Yiannis Pipis  
NICE DAY DEVELOPERS

Ioanna Sapidou  
DR. K. CHRYSOSTOMIDES & CO. LLC

Kritonas Savvides  
NICE DAY DEVELOPERS

Lambros Soteriou  
MICHAEL KYPRIANOU & CO. LLC

Anna Stylianou  
ARTEMIS BANK INFORMATION SYSTEMS  
LTD.

Stelios Triantafyllides  
ANTIS TRIANTAFYLIDES & SONS LLC

Irene Tziakouri  
PWC CYPRUS

Amalia Vassiliadou  
PWC CYPRUS

Christiana Vassiliou Miliou  
ANTIS TRIANTAFYLIDES & SONS LLC

Xenios Xenopoulos  
LAWYER

## CZECH REPUBLIC

ALLEN & OVERY (CZECH REPUBLIC)  
LLP, ORGANIZAČNÍ SLOŽKA

Vladimír Ambruz  
AMBRUZ & DARK, ADVOKÁTI, S.R.O.

Michaela Baranyková  
EURO-TREND, S.R.O. - MEMBER OF  
RUSSELL BEDFORD INTERNATIONAL

Libor Basl  
BAKER & MCKENZIE

Stanislav Bednár  
PETERKA & PARTNERS

Tomáš Běhounek  
BNT - PRAVDA & PARTNER, S.R.O.

Stanislav Beran  
PETERKA & PARTNERS

Martin Bohuslav  
AMBRUZ & DARK, ADVOKÁTI, S.R.O.

Jiří Černý  
PETERKA & PARTNERS

Ivan Chalupa  
SQUIRE SANDERS V.O.S. ADVOKÁTNÍ  
KANCLÉŘ

Peter Chrenko  
PWC CZECH REPUBLIC

Jakub Cisar  
DLA PIPER PRAGUE LLP

Martin Dančišin  
GLATZOVÁ & CO.

Matěj Daněk  
PRK PARTNERS S.R.O. ADVOKÁTNÍ  
KANCLÉŘ, MEMBER OF LEX MUNDI

Anna Diblikova  
WOLF THEISS ADVOKÁTI S.R.O.

Svatava Dokoupilova  
CZECH OFFICE FOR SURVEYING,  
MAPPING AND CADASTRE

Robert Elefant  
PWC CZECH REPUBLIC

Tereza Erényi  
PRK PARTNERS S.R.O. ADVOKÁTNÍ  
KANCLÉŘ, MEMBER OF LEX MUNDI

Michal Forýtek  
KINSELLAR

Michal Hanko  
BUBNIK, MYSLIL & PARTNERS

Vít Horáček  
GLATZOVÁ & CO.

Pavel Jakob  
PETERKA & PARTNERS

Marketa Penazova Jancurova  
AMBRUZ & DARK, ADVOKÁTI, S.R.O.

Lenka Katolická  
AMBRUZ & DARK, ADVOKÁTI, S.R.O.

Jakub Krabec  
BAKER & MCKENZIE

Adela Krbcová  
PETERKA & PARTNERS

Martin Krechler  
GLATZOVÁ & CO.

Aleš Kubáč  
AMBRUZ & DARK, ADVOKÁTI, S.R.O.

Petr Kucera  
CRIF - CZECH CREDIT BUREAU, A.S.

Zdeněk Kučera  
BAKER & MCKENZIE

Petr Kuhn  
WHITE & CASE

Bohumil Kunc  
NOTARY CHAMBER, CZECH REPUBLIC

Lukas Lejcek  
BDP-WAKESTONE S.R.O.

Zuzana Luklová  
AMBRUZ & DARK, ADVOKÁTI, S.R.O.

Ondrej Lukas Machala  
ATTORNEY

Pavel Mark  
DLA PIPER PRAGUE LLP

Jiří Markvart  
AMBRUZ & DARK, ADVOKÁTI, S.R.O.

Peter Maysenhölder  
BNT - PRAVDA & PARTNER, S.R.O.

Simon Mesrobyanme  
PETERKA & PARTNERS

Petr Měšťánek  
KINSELLAR

Vojtěch Mlynar  
WHITE & CASE

Miroslava Mojišová  
AMBRUZ & DARK, ADVOKÁTI, S.R.O.

David Musil  
PWC CZECH REPUBLIC

Jarmila Musilova  
CZECH NATIONAL BANK

Lenka Navrátilová  
AMBRUZ & DARK, ADVOKÁTI, S.R.O.

Lenka Nemcova  
AMBRUZ & DARK, ADVOKÁTI, S.R.O.

Michal Pravda  
WOLF THEISS ADVOKÁTI S.R.O.

Jan Procházka  
AMBRUZ & DARK, ADVOKÁTI, S.R.O.

Zdenek Rosicky  
SQUIRE SANDERS V.O.S. ADVOKÁTNÍ  
KANCLÉŘ

Kamila Rychtarova  
WHITE & CASE

Dana Sládečková  
CZECH NATIONAL BANK

David Smejdiř  
PRK PARTNERS S.R.O. ADVOKÁTNÍ  
KANCLÉŘ, MEMBER OF LEX MUNDI

Ladislav Smejkal  
WHITE & CASE

Pavel Srb  
WOLF THEISS ADVOKÁTI S.R.O.

Martin Štěpaník  
PETERKA & PARTNERS

Marek Švehlík  
ŠVEHLÍ & MIKULÁŠ ADVOKÁTI S.R.O.

Stanislav Travnicek  
ENERGY REGULATOR OFFICE CZECH  
REPUBLIC

Růžena Trojánková  
KINSELLAR

Daniel Vitouš  
AMBRUZ & DARK, ADVOKÁTI, S.R.O.

Jiri Vlastnik  
VEJMEKA & WUNSCH, S.R.O.

Tomáš Volejník  
BNT - PRAVDA & PARTNER, S.R.O.

Ludek Vrána  
VRÁNA & PELKÁN

Vaclav Zaloudek  
WHITE & CASE

Radka Zemanová  
WHITE & CASE

## DENMARK

CENTER FOR CONSTRUCTION

Elsebeth Aaes-Jørgensen  
NORRBOM VINDING, MEMBER OF IUS  
LABORIS

Nima Baharlooie  
BRUUN & HJELLE

Niels Bang  
GORRISSEN FEDERSPIEL

Peter Bang  
PLESNER

Thomas Bang  
LETT LAW FIRM

Frants Dalgaard-Knudsen  
PLESNER

Frederik Jacob Estrup  
KROMANN REUMERT, MEMBER OF LEX  
MUNDI

Anne Birgitte Gammeljord  
GORRISSEN FEDERSPIEL

Anne Louise Haack Andersen  
LETT LAW FIRM

Merry Hansen  
PLESNER

Finn Hasselriis  
HUSEN ADVOKATER

Annette Hastrup  
MAGNUSSON

Heidi Hoelgaard  
EXPERIAN NORTHERN EUROPE

Mette Højberg  
BECH-BRUUN LAW FIRM

Jens Steen Jensen  
KROMANN REUMERT, MEMBER OF LEX  
MUNDI

Hans-Peter Jørgensen  
GORRISSEN FEDERSPIEL

Eva Kaya  
ADVOKATGRUPPEN

Lars Kjaer  
BECH-BRUUN LAW FIRM

Christian Th. Kjølbje  
PLESNER LAWFIRM

Mikkel Stig Larsen  
KROMANN REUMERT, MEMBER OF LEX  
MUNDI

Susanne Schjolin Larsen  
KROMANN REUMERT, MEMBER OF LEX  
MUNDI

Jesper Avnberg Lentz  
GORRISSEN FEDERSPIEL

Jesper Lindell Gotfredsen  
ACCURA ADVOKATPARTNERSKAB

Morten Bang Mikkelsen  
PWC DENMARK

Lita Misozi Hansen  
PWC DENMARK

Andreas Nielsen  
BRUUN & HJELLE

Michael Vilhelm Nielsen  
PLESNER LAWFIRM

Susanne Nørgaard  
PWC DENMARK

Jim Øksnebjerg  
ADVOKATAKTIESELSKABET HORTEN

Anders Ørskov Melballe  
ACCURA ADVOKATPARTNERSKAB

Carsten Pedersen  
BECH-BRUUN LAW FIRM

Lars Lindencrone Petersen  
BECH-BRUUN LAW FIRM

Marianne Philip  
KROMANN REUMERT, MEMBER OF LEX  
MUNDI

Sisse Riis-Hansen  
KROMANN REUMERT, MEMBER OF LEX  
MUNDI

Michael Schebye Larsen  
GORRISSEN FEDERSPIEL

Kim Sejberg

Terry A. Selzer  
HUSEN ADVOKATER

Line Seyffert  
EXPERIAN NORTHERN EUROPE

Louise Krarup Simonsen  
KROMANN REUMERT, MEMBER OF LEX  
MUNDI

Henrik Thuesen

Anders Worsøe  
MAGNUSSON

Jens Zilstorff  
PLESNER LAWFIRM

## DJIBOUTI

Ouloufa Ismail Abdo  
OFFICE DJIBOUTIEN DE LA PROPRIÉTÉ  
INDUSTRIELLE ET COMMERCIALE  
(ODPIC)

Nima Ali Warsama  
BANQUE POUR LE COMMERCE ET  
L'INDUSTRIE - MER ROUGE (BCI MR)

Libna Bawazir  
BANK OF AFRICA MER ROUGE

Wabat Daoud  
WABAT DAOUD LAW FIRM

Ali Dini  
AVOCAT À LA COUR

Daniel Dubois  
ATELIER D'ARCHITECTURE

Hassan Mohamed Egue  
DIRECTION LEGISLATION &  
CONTENTIEUX DE LA DIRECTIONS DES  
IMPOTS

Mourad Farah

Malik Garad  
BANQUE CENTRALE DE DJIBOUTI

Mohamed Ali Houssein  
DIRECTION DE L'HABITAT ET DE  
L'URBANISME

Vincent Istasse  
BANK OF AFRICA MER ROUGE

Ismael Mahamoud  
UNIVERSITE DE DJIBOUTI

Alain Martinet  
CABINET D'AVOCATS MARTINET &  
MARTINET

Ibrahim Mohamed Omar  
CABINET CECA

Abdallah Mohammed Kamil  
ETUDE MAÎTRE MOHAMMED KAMIL

Abdou Ali Moussa  
PIL DJIBOUTI

Ayman Said  
WABAT DAOUD LAW FIRM

Aicha Youssouf Abdi  
CABINET CECA

**DOMINICA**

Joelle A.V. Harris  
HARRIS & HARRIS

Wilmot Alexander  
DEV TRADING LTD.

Joseph Archille  
DOMINICA EMPLOYERS' FEDERATION

Michael Astaphan  
MARINOR ENTERPRISES

Kertist Augustus  
WATERFRONT AND ALLIED WORKERS  
UNION

Gerald D. Burton  
GERALD D. BURTON'S CHAMBERS

René Akobi Butcher  
ISIDORE & ASSOCIATES LLP

Jo-Anne Commodore  
SUPREME COURT REGISTRY

Lisa de Freitas  
DE FREITAS DE FREITAS AND JOHNSON

Marvlyn Estrado

Stephen K.M. Isidore  
ISIDORE & ASSOCIATES LLP

Sandra Julien  
COMPANIES AND INTELLECTUAL  
PROPERTY OFFICE

Noelize N. Knight  
GERALD D. BURTON'S CHAMBERS

Richard Peterkin  
PWC ST. LUCIA

Joan K.R. Prevost  
PREVOST & ROBERTS

Eugene G. Royer  
EUGENE G. ROYER CHARTERED  
ARCHITECT

Anya Trim  
PWC ST. LUCIA

Barbara Wallace  
DOMINICA ASSOCIATION FOR INDUSTRY  
& COMMERCE

Kevin Williams  
ATTORNEY-AT-LAW

Dawn Yearwood  
YEARWOOD CHAMBERS

## DOMINICAN REPUBLIC

TRANSUNION DOMINICAN REPUBLIC

Rhadys Abreu de Polanco  
UNION INTERNACIONAL DEL NOTARIADO  
LATINO

Maria Teresa Acta  
HEADRICK RIZIK ALVAREZ &  
FERNÁNDEZ

Juan Alcalde  
OMG

Merielin Almonte  
MERIELIN ALMONTE ESTUDIO LEGAL

Joan Carolina Arbaje Berges  
JIMÉNEZ CRUZ PEÑA

Lissette Balbuena  
STEWART TITLE DOMINICANA, S.A.

Jennifer Beauchamps  
JIMÉNEZ CRUZ PEÑA

Laura Bobea  
MEDINA & RIZEK, ABOGADOS

Ana Isabel Caceres  
TRONCOSO Y CACERES

Giselle Castillo  
SUPERINTENDENCIA DE BANCOS

Ramon Ceballos  
CEBALLOS & SÁNCHEZ, INGENIERÍA Y  
ENERGÍA, C. POR A.

Leandro Corral  
ESTRELLA & TUPETE

Mariano Corral  
DANNA CONSULTING

Solano Corral  
DANNA CONSULTING

José Cruz Campillo  
JIMÉNEZ CRUZ PEÑA

Marcos de León  
SUPERINTENDENCIA DE BANCOS

Sarah de León Perelló  
HEADRICK RIZIK ALVAREZ &  
FERNÁNDEZ

Juan Carlos De Moya  
GONZÁLEZ & COISCOU

Rosa Díaz  
JIMÉNEZ CRUZ PEÑA

Rafael Dickson Morales  
DICKSON MORALES - ABOGADOS |  
CONSULTORES

Alejandro Fernández de Castro  
PWC DOMINICAN REPUBLIC

Mary Fernández Rodríguez  
HEADRICK RIZIK ALVAREZ &  
FERNÁNDEZ

Milagros Figueroa  
JOB, BAEZ, SOTO & ASOCIADOS  
- MEMBER OF RUSSELL BEDFORD  
INTERNATIONAL

Jose Ernesto García A.  
TRANSGLOBAL LOGISTIC

Gloria Gassó  
OMG

Melissa Gilbert  
JIMÉNEZ CRUZ PEÑA

Pablo Gonzalez Tapia  
GONZÁLEZ & COISCOU

Fabio Guzmán-Ariza  
GUZMÁN-ARIZA

Luis Heredia Bonetti  
RUSSIN & VECCHI

Nelson Jáquez  
GONZÁLEZ & COISCOU

Luis J. Jiménez  
JIMÉNEZ CRUZ PEÑA

Fernando Marranzini  
HEADRICK RIZIK ALVAREZ &  
FERNÁNDEZ

Carlos Marte  
AGENCIA DE COMERCIO EXTERIOR CM

Jesús Geraldo Martínez  
Alcántara  
SUPERINTENDENCIA DE BANCOS

Fabiola Medina  
MEDINA & RIZEK, ABOGADOS

Laura Medina  
JIMÉNEZ CRUZ PEÑA

Doris Miranda  
GONZÁLEZ & COISCOU

Ramón Ortega  
PWC EL SALVADOR

Elisabetta Pedersini  
AARON SUERO & PEDERSINI

Carolina Pichardo  
BIAGGI & MESSINA

Edward Piña Fernandez  
BIAGGI & MESSINA

Julio Pinedo  
PWC DOMINICAN REPUBLIC

María Portes  
CASTILLO Y CASTILLO

Arturo Ramirez  
AARON SUERO & PEDERSINI

Katherine Rosa  
JIMÉNEZ CRUZ PEÑA

Carolina Silié  
HEADRICK RIZIK ALVAREZ &  
FERNÁNDEZ

Juan Manuel Suero  
AARON SUERO & PEDERSINI

Gilbert Suero Abreu  
DICKSON MORALES - ABOGADOS |  
CONSULTORES

Juan Tejada  
PWC DOMINICAN REPUBLIC

Gisselle Valera Florencio  
JIMÉNEZ CRUZ PEÑA

Ana Gisselle Valerio  
TRONCOSO Y CACERES

Vilma Veras Terrero  
JIMÉNEZ CRUZ PEÑA

Jeanerette Vergez Soto  
JOB, BAEZ, SOTO & ASOCIADOS  
- MEMBER OF RUSSELL BEDFORD  
INTERNATIONAL

Monica Villafaña  
RUSSIN & VECCHI

Chery Zacarías  
MEDINA & RIZEK, ABOGADOS

## ECUADOR

DLL LAW OFFICE

MZ SISTEMAS ELECTRICOS Y  
ELECTRONICOS

PANALPINA WORLD TRANSPORT LLP

Pablo Aguirre  
PWC ECUADOR

María Isabel Aillon  
PÉREZ, BUSTAMANTE Y PONCE, MEMBER  
OF LEX MUNDI

Natalia Almeida-Oleas  
PÉREZ, BUSTAMANTE Y PONCE, MEMBER  
OF LEX MUNDI

Jorge Aymar  
EQUIFAX ECUADOR BURÓ DE  
INFORMACIÓN CREDITICIA C.A.

Diego Cabezas-Klaere  
CABEZAS & CABEZAS-KLAERE

Pablo Chiriboga Dechiará  
PUENTE REYES & GALARZA  
ATTORNEYS-AT-LAW CIA. LTDA.

Fernando Coral  
PANALPINA WORLD TRANSPORT LLP

Lucía Cordero Ledergerber  
FALCONI PUIG ABOGADOS

Renato Coronel  
PINTO & GARCÉS ASOC. CIA LTDA.  
- MEMBER OF RUSSELL BEDFORD  
INTERNATIONAL

José Luis Cuesta Ribadeneira  
LEXIM ABOGADOS

Gonzalo Diez P.  
GONZALO DIEZ ARQUITECTOS

Miguel Falconi-Puig  
FALCONI PUIG ABOGADOS

Martín Galarza Lanás  
PUENTE REYES & GALARZA  
ATTORNEYS-AT-LAW CIA. LTDA.

Leopoldo González R.  
PAZ HOROWITZ ROBALINO GARCÉS  
ABOGADOS

Jaime Gordillo  
PWC ECUADOR

María Emilia Granja Romero  
LEXIM ABOGADOS

Arturo Griffin  
PÉREZ, BUSTAMANTE Y PONCE, MEMBER  
OF LEX MUNDI

Vanessa Izquierdo D.  
LEXIM ABOGADOS

Vanessa Izquierdo Duncan  
LEXIM ABOGADOS

Raul Izurieta  
IZURIETA MORA BOWEN LAW

Veronica Jaramillo  
PANALPINA WORLD TRANSPORT LLP

Alvaro Jarrín  
SUPERINTENDENCIA DE BANCOS Y  
SEGUROS

Rubby Lucero  
CABEZAS & CABEZAS-KLAERE

María Isabel Machado  
FALCONI PUIG ABOGADOS

Carlos Alberto Maldonado  
Terneus  
EMPRESA ELÉCTRICA QUITO SA

Juan Manuel Marchán  
PÉREZ, BUSTAMANTE Y PONCE, MEMBER  
OF LEX MUNDI

Luis Marin-Tobar  
PÉREZ, BUSTAMANTE Y PONCE, MEMBER  
OF LEX MUNDI

Javier Mori Cockburn  
EQUIFAX PERU S.A.

Francisco Javier Naranjo Grijalva  
PAZ HOROWITZ ROBALINO GARCÉS  
ABOGADOS

María Dolores Orbe  
VIVANCO & VIVANCO

Andrea Pavon  
VICSAN LOGISTICS SA

Rodrigo Pesantez  
PÉREZ, BUSTAMANTE Y PONCE, MEMBER  
OF LEX MUNDI

Bruno Pineda-Cordero  
PÉREZ, BUSTAMANTE Y PONCE, MEMBER  
OF LEX MUNDI

Daniel Pino Arroba  
CORONEL Y PÉREZ

Ramiro Pinto  
PINTO & GARCÉS ASOC. CIA LTDA.

- MEMBER OF RUSSELL BEDFORD  
INTERNATIONAL

Patricia Ponce Arteta  
BUSTAMANTE & BUSTAMANTE

Martin Portilla  
VIVANCO & VIVANCO

Juan Carlos Proaño  
PANALPINA WORLD TRANSPORT LLP

Angel Alfonso Puente Reyes  
PUENTE REYES & GALARZA  
ATTORNEYS-AT-LAW CIA. LTDA.

Juan José Puente Reyes  
PUENTE REYES & GALARZA  
ATTORNEYS-AT-LAW CIA. LTDA.

Manuel Ramos  
PWC ECUADOR

Sandra Reed-Serrano  
PÉREZ, BUSTAMANTE Y PONCE, MEMBER  
OF LEX MUNDI

Amparo Romero  
ROMERO ARTETA PONCE

Diego Romero  
ROMERO ARTETA PONCE

Gustavo Romero  
ROMERO ARTETA PONCE

Manuel Rueda  
EMPRESA ELÉCTRICA QUITO SA

Montserrat Sánchez  
CORONEL Y PÉREZ

Leonardo Sempértegui  
SEMPÉRTEGUI ONTANEDA

Esmeralda Tipán  
EMPRESA ELÉCTRICA QUITO SA

Ruth Urbano  
SEMPÉRTEGUI ONTANEDA

## EGYPT, ARAB REP.

TALAL ABU GHAZALEH LEGAL (TAG-  
LEGAL)

Abdel Aal Aly  
AFIFI WORLD TRANSPORT ALEXANDRIA

Naguib Abadir  
NACITA CORPORATION

Mostafa Abd El Rahim  
AL KAMEL LAW OFFICE

Mohamed Abd El-Sadek  
INTERNATIONAL CENTER FOR LAW,  
INTELLECTUAL PROPERTY AND  
ARBITRATION (ICLIPIA)

Ghada Abdel Aziz  
IBRACHY & DERMARKAR LAW FIRM

Ibrahim Mustafa Ibrahim Abdel  
Khalek  
GENERAL AUTHORITY FOR INVESTMENT  
GAFI

Mostafa Abdel Rahim  
AL KAMEL LAW OFFICE

Ahmed Abdel Warith  
AAW CONSULTING ENGINEERS

Fayez Abdelaziz  
CAIRO MUNICIPALITY

Adel Sayed Abdelfattah  
CONSULTANCIES GROUP FOR  
ARCHITECTURE AND DECOR

Omar Abdelsalam  
TELELAWS

Sherine Abdulla  
EGYPTIAN ELECTRIC UTILITY AND  
CONSUMER PROTECTION REGULATORY  
AGENCY

Amr Abo Elfetouh  
MINISTRY OF INVESTMENT

Ahmed Abou Ali  
HASSOUNA & ABOU ALI

Gamal Abou Ali  
HASSOUNA & ABOU ALI

Ashraf Abou Elkheir  
ALLIANCE LAW FIRM

Deema Abu Zulaikha  
TALAL ABU GHAZALEH LEGAL (TAG-  
LEGAL)

Maged Ackad  
ACKAD LAW OFFICE

Mohamed Reda Afifi  
ENGINEERING CONSULTANCIES OFFICE

Suzan Saad Ahmed  
AL-SAAD FOR ENGINEERING DESIGNS

Hazem Ahmed Fathi  
HASSOUNA & ABOU ALI

Hussein Al Shafi  
CAIRO MUNICIPALITY

Mohamed Ali  
CENTRAL BANK OF EGYPT

Mamdoh Aly  
AAW CONSULTING ENGINEERS

Abd El Wahab Aly Ibrahim  
ABD EL WAHAB SONS

Ahmed Amin  
SHALAKANY LAW OFFICE, MEMBER OF  
LEX MUNDI

Sarah Ammar  
AL KAMEL LAW OFFICE

Sayed Ammar  
AL KAMEL LAW OFFICE

Khaled Balbaa  
KPMG

Wagih Barakat  
AAW CONSULTING ENGINEERS

Karim Dabbous  
SHERIF DABBIOUS - MEMBER OF RUSSELL  
BEDFORD INTERNATIONAL

Sherif Dabbous  
SHERIF DABBIOUS - MEMBER OF RUSSELL  
BEDFORD INTERNATIONAL

Sameh Dahroug  
IBRACHY & DERMARKAR LAW FIRM

Mohamed Darwish  
COBBETTS INTERNATIONAL CAIRO

Amal Afifi Dawood  
DENTONS

Amany El Bagoury  
AM LAW FIRM

Ahmed El Gammal  
SHALAKANY LAW OFFICE, MEMBER OF  
LEX MUNDI

Mohamed Refaat El Houshi  
THE EGYPTIAN CREDIT BUREAU I-SCORE

Hassan El Maraashly  
AAW CONSULTING ENGINEERS

Amr El Monayer  
PWC EGYPT

Farah El Nahas  
SHALAKANY LAW OFFICE, MEMBER OF  
LEX MUNDI

Khaled El Shalakany  
SHALAKANY LAW OFFICE, MEMBER OF  
LEX MUNDI

Aly El Shalakany  
SHALAKANY LAW OFFICE, MEMBER OF  
LEX MUNDI

Passant El Tabei  
PWC EGYPT

Salma ElAmir  
TELELAWS

Amr Eleish  
GENERAL AUTHORITY FOR INVESTMENT  
GAFI

Ashraf Eibrachy  
IBRACHY & PARTNERS

Mostafa Elshafei  
IBRACHY & PARTNERS

Abd-Allah El-Shazly  
EGYPTIAN PUBLIC PROSECUTION

Yara Elshennawy  
SHALAKANY LAW OFFICE, MEMBER OF  
LEX MUNDI

Adham El-Shetehy  
ARAB ACADEMY FOR SCIENCE,  
TECHNOLOGY AND MARITIME  
TRANSPORT (AASTMT)

Karim Emam  
PWC EGYPT

Mariam Fahmy  
SHALAKANY LAW OFFICE, MEMBER OF  
LEX MUNDI

Shehab Fawzy  
IBRACHY & PARTNERS

Tarek Gadallah  
IBRACHY & PARTNERS

Ahmed Hantera  
EGYPTIAN PUBLIC PROSECUTION

Nafisa Mahmoud Hashem  
MINISTRY OF HOUSING AND URBAN  
COMMUNITIES

Mohamed Hashish  
TELELAWS

Maha Hassan  
AFRI WORLD TRANSPORT ALEXANDRIA

Tarek Hassib  
AL KAMEL LAW OFFICE

Mohamed Hazzaa  
SHARKAWY & SARHAN LAW FIRM

Omneia Helmy  
EGYPTIAN CENTER FOR ECONOMIC  
STUDIES

Mohamed Hisham Hassan  
MINISTRY OF INVESTMENT

Ramy Hussein  
MINISTRY OF INVESTMENT

Mohamed Kamal  
SHALAKANY LAW OFFICE, MEMBER OF  
LEX MUNDI

Salma Kamal  
SHALAKANY LAW OFFICE, MEMBER OF  
LEX MUNDI

Ahmed Kamel  
PWC EGYPT

Mohamed Kamel  
AL KAMEL LAW OFFICE

Mohanad Khaled  
BDO, KHALED & CO

Taha Khaled  
BDO, KHALED & CO

Lobna Magdy  
SHALAKANY LAW OFFICE, MEMBER OF  
LEX MUNDI

Mustafa Makram  
BDO, KHALED & CO

Hassan Fahmy Mohamed  
GENERAL AUTHORITY FOR INVESTMENT  
GAFI

Alia Monieb  
IBRACHY & PARTNERS

Mostafa Mostafa  
AL KAMEL LAW OFFICE

Mostafa Mohamed Mostafa  
AL KAMEL LAW OFFICE

Vivan Nabil  
TELELAWS

Marwa Omara  
TELELAWS

Ingy Rasekh  
MENA ASSOCIATES, MEMBER OF  
AMERELLER RECHTSANWÄLTE

Menha Samy  
IBRACHY & DERMARKAR LAW FIRM

Mohamed Serry  
SERRY LAW OFFICE

Wael Shaker  
ISLAND GROUP

Abdallah Shalash  
ABDALLAH SHALASH & CO.

Ramy Shalash  
ABDALLAH SHALASH & CO.

Abdelrahman Sherif  
MENA ASSOCIATES, MEMBER OF  
AMERELLER RECHTSANWÄLTE

Omar Sherif  
SHALAKANY LAW OFFICE, MEMBER OF  
LEX MUNDI

Sharif Shihata  
SHALAKANY LAW OFFICE, MEMBER OF  
LEX MUNDI

Shaimaa Solaiman  
CHALLENGE LAW FIRM

Amira Thabet  
SHERIF DABBOUS - MEMBER OF RUSSELL  
BEDFORD INTERNATIONAL

Randa Tharwat  
NACITA CORPORATION

Ehab Yehia  
EGYPTIAN PUBLIC PROSECUTION

Nabil A.B. Yehia  
CAIRO UNIVERSITY

Fady Youssef

Tarek Zahran  
AL KAMEL LAW OFFICE

Mona Zobaa  
MINISTRY OF INVESTMENT

## EL SALVADOR

AES EL SALVADOR  
ROMERO PINEDA & ASOCIADOS,  
MEMBER OF LEX MUNDI

Miguel Angel  
ALE CARGO S.A. DE C.V.

Giancarlo Angelucci  
LEXINCORP

Francisco Armando Arias Rivera  
ARIAS & MUÑOZ

Irene Arrieta de Díaz Nuila  
ARRIETA BUSTAMANTE

Carlos Baez  
NASSAR ABOGADOS

Francisco José Barrientos  
FRANCISCO JOSE BARRIENTOS, S.A.  
DE C.V.

Hazel Alexandra Cabezas  
AGUILAR CASTILLO LOVE

Ana Marcela Canjura  
ARRIETA BUSTAMANTE

Carlos Roberto Alfaro Castillo  
AGUILAR CASTILLO LOVE

Ricardo Cevallos  
CONSORTIUM CENTRO AMÉRICA  
ABOGADOS

Walter Chávez  
GOLD SERVICE

Celina Cruz  
LA OFICINA DE PLANIFICACIÓN DEL  
ÁREA METROPOLITANA DE SAN  
SALVADOR (OPAMSS)

Porfirio Diaz Fuentes  
DLM, ABOGADOS, NOTARIOS &  
CONSULTORES

Lorena Dueñas  
SUPERINTENDENCIA DEL SISTEMA  
FINANCIERO

Ericka Elias  
PWC EL SALVADOR

David Ernesto Claros Flores  
GARCÍA & BODÁN

Enrique Escobar  
LEXINCORP

Alejandra María Escobar Aguilar  
ACZALAW

Roberta Gallardo de Cromeyer  
ARIAS & MUÑOZ

America Hernandez  
ALE CARGO S.A. DE C.V.

Luis Lievano  
INSTITUTO SALVADOREÑO DE LA  
CONSTRUCCIÓN - ISC

Thelma Dinora Lizama de  
Osorio

SUPERINTENDENCIA DEL SISTEMA  
FINANCIERO

Mario Lozano  
ARIAS & MUÑOZ

Luis Alfredo Cornejo Martínez  
CORNEJO & UMAÑA, LTDA. DE C.V. - A  
MEMBER FIRM OF RUSSELL BEDFORD  
INTERNATIONAL

Astrud María Meléndez  
ASOCIACIÓN PROTECTORA DE CRÉDITOS  
DE EL SALVADOR (PROCREDITO)

Miriam Eleana Mixco Reyna  
GOLD SERVICE

Jocelyn Mónico  
FRANCISCO JOSE BARRIENTOS, S.A.  
DE C.V.

Fernando Montano  
ARIAS & MUÑOZ

Mario Moran  
M. REPRESENTACIONES

Jose Navas  
ALL WORLD CARGO, SA DE CV

Mauricio Orellana  
PWC EL SALVADOR

Iris Palma  
OEA

Andrea Paniagua  
PWC DOMINICAN REPUBLIC

Carlos Pastrana  
RESTAURO ELETTRICITÀ E COSTRUZIONI

Mónica Pineda Machuca  
ACZALAW

Jose Polanco  
LEXINCORP

Ana Patricia Portillo Reyes  
GUANDIQUE SEGOVIA QUINTANILLA

Hector Rios  
CONSORTIUM CENTRO AMÉRICA  
ABOGADOS

Flor de María Rodriguez  
ARIAS & MUÑOZ

Otto Rodríguez  
BENJAMÍN VALDEZ & ASOCIADOS

Kelly Beatriz Romero  
NASSAR ABOGADOS

Jaime Salinas  
GARCÍA & BODÁN

Alonso V. Saravia  
ASOCIACIÓN SALVADOREÑA DE  
INGENIEROS Y ARQUITECTOS (ASIA)

Benjamín M. Valdez Tamayo  
BENJAMÍN VALDEZ & ASOCIADOS

Manuel Telles Suvillaga  
LEXINCORP

Oscar Torres  
GARCÍA & BODÁN

María Alejandra Tulipano  
CONSORTIUM CENTRO AMÉRICA  
ABOGADOS

Mauricio Antonio Urrutia  
SUPERINTENDENCIA DEL SISTEMA  
FINANCIERO

Julio Vargas  
GARCÍA & BODÁN

A. Vargas Mora  
LEXINCORP

Rene Velasquez  
ARIAS & MUÑOZ

Luis Mario Villalta  
CONSORTIUM CENTRO AMÉRICA  
ABOGADOS

## EQUATORIAL GUINEA

EQUATORIAL GUINEA CONSTITUTIONAL  
COURT

SEGESA (SOCIEDAD DE ELECTRICIDAD DE  
GUINEA ECUATORIAL)

Gabriel Amugu  
INTERACTIVOS GE

N.J. Ayuk  
CENTURION LLP

Raphaël Beilvert  
PWC EQUATORIAL GUINEA

Francisco Campos Braz  
SOLEGE

Angel-Francisco Ela Ngomo  
Nchama

JUZGADO DE INSTRUCCION DE BATA

Philippe Fouda Fouda  
BEAC CAMEROON

Eddy Garrigo  
PWC EQUATORIAL GUINEA

Javier Iñiguez  
PWC EQUATORIAL GUINEA

Marcel Juetsop

Sébastien Lechêne  
PWC EQUATORIAL GUINEA

Angel Mba Abeso  
CENTURION LLP

Paulino Mbo Obama  
OFICINA DE ESTUDIOS - ATEG

Maria Luz Ndjondjo Andrada  
CENTURION LLP

Gustavo Ndong Edu  
AFRI LOGISTICS

Pierre Ngon  
SDV LOGISTICS

Antonio-Pascual Oko Eboho  
ATTORNEY-AT-LAW

Jacinto Ona  
CENTURION LLP

## ERITREA

Senai Andemariam  
BERHANE GILA-MICHAEL LAW FIRM

Biniam Fessehazion  
ATTORNEYS-AT-LAW BORENIUS  
ERITREAN AIRLINES

Berhane Gila-Michael  
BERHANE GILA-MICHAEL LAW FIRM

Fessahaie Habte  
ATTORNEY-AT-LAW AND LEGAL  
CONSULTANT

Mebrahtom Habtemariam

Ali Reza  
ELMI OLUNDO & Co. PLC - GENERAL  
CONTRACTOR

Berhane Woldu  
SERVICE EFFECTIVENESS RESEARCH  
GROUP

Ghetahun Yohannes  
ADVOCATE & COUNSELOR AT LAW

## ESTONIA

METAPRINT LTD.

Ott Aava  
ATTORNEYS-AT-LAW BORENIUS

Angela Agur  
MAQS LAW FIRM ESTONIA TALLINN

Risto Agur  
ADVOKAADIBÜROO SORAINEN AS

Sigrid Aljas  
ADVOKAADIBÜROO SORAINEN AS

Katrin Altmets  
ADVOKAADIBÜROO SORAINEN AS

Kedli Anvelt  
VARUL

Maria Beljajeva  
RAIDLA LEJINS & NORCOUS

Aet Bergmann  
BNT KLAUBERG KRAUKLIS  
ADVOKAADIBÜROO

Ülleke Eerik  
ESTONIAN LAND BOARD

Heili Haabu  
ATTORNEYS-AT-LAW BORENIUS

Kadriann Habakukk  
VARUL

Pirkko-Liis Harkmaa  
LAWIN

Hedi Hepner  
RAIDLA LEJINS & NORCOUS

Triinu Hiob  
LAWIN

Annika Jaanson  
ATTORNEYS-AT-LAW BORENIUS

Andres Juss  
ESTONIAN LAND BOARD

Marko Kairjak  
VARUL

Erica Kaldre  
HOUGH, HUTT & PARTNERS OU

Helerin Kaldvee  
RAIDLA LEJINS & NORCOUS

Kadri Kallas  
ADVOKAADIBÜROO SORAINEN AS

Kristo Kallas  
MAQS LAW FIRM ESTONIA TALLINN

Meelis Kaps  
EESTI ENERGIA JAOTUSVÕRK OÜ  
(DISTRIBUTION GRID)

Katre Kasepold  
ESTONIAN LOGISTICS AND FREIGHT  
FORWARDING ASSOCIATION

Triin Kaurson  
MAQS LAW FIRM ESTONIA TALLINN

Jevgeni Kazutkin  
HOUGH, HUTT & PARTNERS OU

Igor Kostjuk  
HOUGH, HUTT & PARTNERS OU

Andreas Kotsjuba  
ATTORNEYS-AT-LAW BORENIUS

Villu Kõve  
ESTONIAN SUPREME COURT

Ksenia Kravtshenko  
LAW OFFICE VARES & PARTNERID



Tanja Kriisa  
PwC ESTONIA

Anu Maria Kütmaa  
ADVOKAADIBÜROO SORAINEN AS

Peeter Kutman  
ATTORNEYS-AT-LAW BORENIUS

Kaia Kuusler  
ADVOKAADIBÜROO SORAINEN AS

Erik Lepik  
LAWIN

Kerstin Linnart  
RAIDLÄ LEJINS & NORCOUS

Liina Linsi  
LAWIN

Karin Madisson  
ADVOKAADIBÜROO SORAINEN AS

Mart Maidla  
EESTI ENERGIA JAOTUSVÕRK OÜ  
(DISTRIBUTION GRID)

Tiina Maldre  
KONKURENTSIAMET ESTONIAN  
COMPETITION AUTHORITY

Marko Mehilane  
LAWIN

Veiko Meos  
KREDIIDIINFO AS

Sandra Metsamärt  
ADVOKAADIBÜROO SORAINEN AS

Jaanus Mody  
ATTORNEYS-AT-LAW BORENIUS

Margus Mugu  
ATTORNEYS-AT-LAW BORENIUS

Jaana Nõgisto  
LAW OFFICE NORDEUS

Airi Noor  
KONKURENTSIAMET ESTONIAN  
COMPETITION AUTHORITY

Irina Nossova  
VARUL

Arne Ots  
RAIDLÄ LEJINS & NORCOUS

Karina Paatsi  
ATTORNEYS-AT-LAW BORENIUS

Sven Papp  
RAIDLÄ LEJINS & NORCOUS

Kirsti Pent  
LAW OFFICE NORDEUS

Sigrid Polli  
DELOITTE ADVISORY AS

Sirje Rogova  
CENTRE OF REGISTERS & INFORMATION  
SYSTEMS

Tuuli Saarits  
BNT KLAUBERG KRAUKLIS  
ADVOKAADIBÜROO

Piret Saartee  
MINISTRY OF JUSTICE

Katrin Sarap  
MAQS LAW FIRM ESTONIA TALLINN

Kristjan Tamm  
ADVOKAADIBÜROO SORAINEN AS

Aivar Taro  
ATTORNEYS-AT-LAW BORENIUS

Tarvi Thomborg  
EESTI ENERGIA JAOTUSVÕRK OÜ  
(DISTRIBUTION GRID)

Villi Tõntson  
PwC ESTONIA

Veikko Toomere  
MAQS LAW FIRM ESTONIA TALLINN

Maris Tudre  
CENTRE OF REGISTERS & INFORMATION  
SYSTEMS

Karolina Ullman  
MAQS LAW FIRM ESTONIA TALLINN

Neve Uudelt  
RAIDLÄ LEJINS & NORCOUS

Erle Uus  
KPMG BALTICS OÜ

Ingmar Vali  
REGISTRITSE JA INFOSUSTEEMIDE KESKUS

Ivo Vanasaun  
DELOITTE ADVISORY AS

Aleksander Vares  
LAW OFFICE VARES & PARTNERID

Paul Varul  
VARUL

Peeter Viirsalu  
VARUL

Ago Viilu  
PwC ESTONIA

Vesse Võhman  
Urmas Volens  
ADVOKAADIBÜROO SORAINEN AS

## ETHIOPIA

Siraj Ahmed  
PACKFORD INTERNATIONAL

Fikadu Asfaw  
FIKADU ASFAW LAW OFFICE

Wubetu Assefa  
BUNNA INTERNATIONAL BANK

Adamselad Belay  
ZEMEN BANK

Teshome Gabre-Mariam Bokan  
TESHOME GABRE-MARIAM BOKAN  
LAW FIRM

Semere Wolde Bonge  
NATIONAL BANK OF ETHIOPIA

Kumlachew Dagne

Berhane Ghebray  
BERHANE GHEBRAY & ASSOCIATES

Yodit Gurji  
FIKADU ASFAW LAW OFFICE

Getu Jemaneh  
HST CONSULTING

Yosef Kebede  
DASHEN BANK S.C.

Belay Kebede Alemu  
ETHIOPIAN INSURANCE CORPORATION

Tamrat Assefa Liban  
TAMRAT ASSEFA LIBAN LAW OFFICES

Misrak Mengesha  
PACKFORD INTERNATIONAL

Mahlet Mesganaw  
MAHLET MESGANAW LEGAL ADVISORY  
OFFICE

Mathewos Shamo  
INDEPENDENT CONSULTANT

Menelik Solomon  
DASHEN BANK S.C.

Mesfin Tafesse  
MESFIN TAFESSE LAW OFFICE

Eyasu Tequame  
JEHOIACHIN TECHNO PVT. LTD. CO.

Dagnachew Tesfaye  
DAGNACHEW TESFAYE LAW OFFICE

Michael Teshome  
TESHOME GABRE-MARIAM BOKAN  
LAW FIRM

Amsalah Tsehaye  
AMSALE TSEHAYE & ASSOCIATES LAW  
OFFICE

Roman Woldekidn  
Tekleyohannes  
BW INTERNATIONAL BUSINESS PLC

## FIJI

David Aidney  
WILLIAMS & GOSLING LTD.

Caroll Sela Ali  
CROMPTONS SOLICITORS

Eddielin Almonte  
PwC Fiji

Jon Apted  
MUNRO LEYS

Lisa Apted  
KPMG

Nehla Basawaiya  
MUNRO LEYS

Rishi Deo  
FIJI CUSTOMS

Delores Elliott  
DATA BUREAU (FIJI) LIMITED

Isireli Fa  
THE FIJI LAW SOCIETY / FA &  
COMPANY BARRISTERS & SOLICITORS

Lawrence Fung  
MUNRO LEYS

Dilip Jamnadas  
JAMNADAS AND ASSOCIATES

Jerome Kado  
PwC Fiji

Viren Kapadia  
SHERANI & CO.

Releshni Karan  
MISHRA PRAKASH & ASSOCIATES

Intiyaz Khan  
FIJI DEPARTMENT OF ENERGY

Emily King  
MUNRO LEYS

Besant Kumar  
FIJI ELECTRICITY AUTHORITY

Roneel Lal  
WILLIAMS & GOSLING LTD.

Brenda Nanius  
SIWATIBAU & SLOAN

Jon Orton  
ORTON ARCHITECTS

Pradeep Patel  
BDO

Nilesh Prasad  
MITCHELL, KEIL & ASSOCIATES

Ramesh Prasad Lal  
CARPENTERS SHIPPING

Rahul Ral  
CARPENTERS SHIPPING

Abhi Ram  
COMPANIES REGISTRAR

Ronlyn Sahib  
SIWATIBAU & SLOAN

Varun Shandil  
MUNRO LEYS

Om Dutt Sharma  
FIJI ELECTRICITY AUTHORITY

Jagindar Singh  
CARPENTERS SHIPPING

Ronal Singh  
MUNRO LEYS

Shelvin Singh  
PARSHOTAM & CO.

Atunaisa Siwatibau  
SIWATIBAU & SLOAN

James Sloan  
SIWATIBAU & SLOAN

Narotam Solanki  
PwC Fiji

Shayne Sorby  
MUNRO LEYS

Eparama Tawake  
FIJI ELECTRICITY AUTHORITY

Vuliseru Tukama  
SUVA CITY COUNCIL

Chirk Yam  
PwC Fiji

Eddie Yuen  
WILLIAMS & GOSLING LTD.

## FINLAND

Ville Ahtola  
CASTRÉN & SNELLMAN ATTORNEYS  
LTD.

Manne Airaksinen  
ROSCHIER ATTORNEYS LTD.

Timo Airisto  
WHITE & CASE

Joonas Haapamäki  
ROSCHIER ATTORNEYS LTD.

Esa Halmari  
HEDMAN PARTNERS

Pekka Halme  
NATIONAL LAND SURVEY OF FINLAND

Johanna Haltia-Tapio  
HANNES SNELLMAN LLC

Tuija Hartikainen  
PwC FINLAND

Joni Hatanmaa  
HEDMAN PARTNERS

Seppo Havia  
DITTMAR & INDRENIUS

Leenamajja Heinonen  
ROSCHIER ATTORNEYS LTD.

Eeva Impiö  
CASTRÉN & SNELLMAN ATTORNEYS  
LTD.

Nina Isokorpi  
ROSCHIER ATTORNEYS LTD.

Lauri Jääskeläinen  
BUILDING CONTROL DEPARTMENT OF  
THE CITY OF HELSINKI

Pekka Jaatinen  
CASTRÉN & SNELLMAN ATTORNEYS  
LTD.

Juuso Jokela  
SUOMEN ASIAKASTIETO OY

Tanja Jussila  
WASELIUS & WIST

Mika Karpinnen  
HANNES SNELLMAN LLC

Aki Kauppinen  
ROSCHIER ATTORNEYS LTD.

Sakari Kauppinen  
NATIONAL BOARD OF PATENTS &  
REGISTRATION

Suvi Knaapila  
DITTMAR & INDRENIUS

Tiina Komppa  
HANNES SNELLMAN LLC

Mika Lahtinen  
PwC FINLAND

Jan Lilius  
HANNES SNELLMAN LLC

Patrik Lindfors  
LINDFORS & CO, ATTORNEYS-AT-  
LAW LTD.

Tuomas Lukkarinen  
NATIONAL LAND SURVEY OF FINLAND

Kimmo Mettälä  
KROGERUS ATTORNEYS LTD.

Eeva-Leena Niemelä  
ROSCHIER ATTORNEYS LTD.

Ulrika Nirkkonen  
ROSCHIER ATTORNEYS LTD.

Juha-Pekka Nuutinen

Maria Parker  
PwC FINLAND

Elina Pesonen  
CASTRÉN & SNELLMAN ATTORNEYS  
LTD.

Mikko Reinikainen  
PwC FINLAND

Aino Saarihlanti  
ATTORNEYS-AT-LAW JURIDIA LTD.

Matti Sanaksenaho  
SANAKSENHAHO ARKKITEHDIT

Petri Seppälä  
PwC FINLAND

Mirja Sikander  
KROGERUS ATTORNEYS LTD.

Petri Taivalkoski  
ROSCHIER ATTORNEYS LTD.

Seija Vartiainen  
PwC FINLAND

Marko Vuori  
KROGERUS ATTORNEYS LTD.

Gunnar Westerlund  
ROSCHIER ATTORNEYS LTD.

Samuli Woolston  
ALA ARCHITECTS

## FRANCE

ALLEN & OVERY LLP

BRÉMOND & ASSOCIÉS

CENTRE DE FORMALITÉS DES  
ENTREPRISES

CHAMBER OF COMMERCE

CIC BANK

MAIRIE DE PARIS

SOCIÉTÉ GÉNÉRALE

Bruno Amigues  
AMIGUES AUBERTY JOUARY POMMIER

Yves Ardailou  
BERSAY ASSOCIES

Nicolas Barberis  
ASHURST LLP

Hervé Beloeuvre  
CABINET BLOEUVE

Bruno Berger-Perrin  
FIDAL

Thomas Binet  
GIDE LOYRETTE NOUËL, MEMBER OF  
LEX MUNDI

Andrew Booth  
ANDREW BOOTH ARCHITECT

Dominique Borde  
PAUL HASTINGS

Guillaume Bordier  
CAPSTAN

Franck Buffaud  
DELSOL AVOCATS

Audrey Calvas  
MAYER BROWN

Isabelle-Victoria Carbuccioni  
IVCH PARIS

Frédérique Chiffot Bourgeois  
LAWYER AT THE BAR OF PARIS

Michel Combe  
LANDWELL & ASSOCIÉS

Christian Courivaud  
SCP COURIVAUD - MORANGE - LORIOT  
CHERON

Patricia de Suzzoni  
COMMISSION DE RÉGULATION DE  
L'ÉNERGIE

Jean-Marc Desaché  
GIDE LOYRETTE NOUËL, MEMBER OF  
LEX MUNDI

Marie-Noëlle Dompe  
DARROIS VILLEY MAILLOT & BROCHIER

Segolene Dufetel  
MAYER BROWN

Jean-Marc Dufour  
FRANCE ECOMMERCE INTERNATIONAL

Benoit Fauvelet  
BANQUE DE FRANCE

Ingrid Fauvelière  
GIDE LOYRETTE NOUËL, MEMBER OF  
LEX MUNDI

Jean-Gabriel Flandrois  
GIDE LOYRETTE NOUËL, MEMBER OF  
LEX MUNDI

Sidonie Fraiche-Dupeyrat  
LEFÈVRE PELLETIER & ASSOCIÉS

Nassim Ghalimi  
VEIL JOURDE

Thierry Gomot  
BANQUE DE FRANCE

Régine Goury  
MAYER BROWN

Kevin Grossmann  
CABINET KEVIN GROSSMANN

Beatrice Guernan Salin  
FEDERATION DU BATIMENT

Philippe Guibert  
FIEEC

Aurelien Hamelle  
METZNER ASSOCIÉS

Marc Jobert  
JOBERT & ASSOCIÉS

Philippe Jouary  
AMIGUES AUBERTY JOUARY POMMIER

Didier Laffaille  
COMMISSION DE RÉGULATION DE  
L'ÉNERGIE

Daniel Arthur Laprès  
AVOCAT À LA COUR D'APPEL DE PARIS

Charlotte Lavedrine  
BOUYGUES IMMOBILIER

Julien Maire du Poset  
SMITH VIOLET

Pauline Malaplate  
CONSEIL SUPÉRIEUR DU NOTARIAT  
(PARIS)

Wladimir Mangel  
MAYER BROWN

Nathalie Morel  
MAYER BROWN

Wye-Peygn Morter  
MAYER BROWN

Jerome Orsel  
DB SCHENKER

Cynthia Oussadon

Arnaud Pelpel  
PELPEL AVOCATS

Pierre Petit Pas  
BOUYGUES IMMOBILIER

Thomas Philippe  
MAYER BROWN

Etienne Pichat  
ALLETZ & ASSOCIÉS

Nicolas Rontchevsky  
LAWYER & PROFESSOR

Philippe Roussel-Galle  
UNIVERSITÉ PARIS DESCARTES

Hugues Roux  
BANQUE DE FRANCE

Jennifer Sachetnat  
ASHURST LLP

Pierre-Nicolas Sanzey  
HERBERT SMITH FREEHILLS  
PARIS LLP

Charles Sarrazin  
MINISTÈRE DE L'ÉCONOMIE DES  
FINANCES

Emmanuel Schulte  
BERSAY ASSOCIÉS

Isabelle Smith Monnerville  
SMITH VIOLET

Camille Sparfel  
CAPSTAN

Lionel Spizzichino  
PAUL HASTINGS

Marlène-Johanne Suberville  
DELSOL AVOCATS

Jean Svasta  
MAYER BROWN

Sophie Tavernier  
GIDE LOYRETTE NOUËL, MEMBER OF  
LEX MUNDI

Jean-Marc Valot  
BEYLOUNI CARBASSE GUÉNY VALOT  
VERNET

Martin Vergier  
COMMISSION DE RÉGULATION DE  
L'ÉNERGIE

Philippe Xavier-Bender  
GIDE LOYRETTE NOUËL, MEMBER OF  
LEX MUNDI

Claire Zuliani  
TRANSPARENCY - MEMBER OF RUSSELL  
BEDFORD INTERNATIONAL

## GABON

CABINET JOHN W. FFOOKS & CO.

ETUDE MAÎTRE GUY BEKALE

MINISTÈRE DE LA JUSTICE, GARDE DES  
SÉAUX

MUNICIPALITÉ DE LIBREVILLE

PANALPINA WORLD TRANSPORT

Y.A. Adetona  
CABINET FIDEXCE

Marcellin Massila Akendengue  
SOCIÉTÉ D'ÉNERGIE ET D'EAU DU  
GABON (SEEG)

Gianni Ardzizzone  
SATRAM

Madeleine Berre  
DELOITTE JURIDIQUE ET FISCAL

Benoît Boulikou  
SOCIÉTÉ D'ÉNERGIE ET D'EAU DU  
GABON (SEEG)

Jean-Pierre Bozec  
PROJECT LAW FIRM

Daniel Chevallon  
MATELEC

Philippe Fouda Fouda  
BEAC CAMEROON

Maria Eduarda de Lemos  
Godinho  
MIRANDA CORREIA AMENDEIRA  
& ASSOCIADOS - SOCIEDADE DE  
ADVOGADOS RL

Michael Jeannot  
MATELEC

Pélagie Massamba Mouckocko  
PRICewaterHOUSECOOPERS TAX &  
LEGAL SA

Jean-Joel Mebaley  
DESTINY EXECUTIVES ARCHITECTS -  
AGENCE DU BORD DE MER

Ruben Mindonga Ndongo

Thierry Ngomo  
ARCHI PRO INTERNATIONAL

François Nguema Ebane  
CABINET ATELIER 5A

Lubin Ntoutoume  
CABINET SCP NTOUTOUME ET MEZHER

Josette Cadie Olendo

César Apollinaire Ondo Mve  
METTRE COUR DE CASSATION DU  
GABON

Laurent Pommera  
PRICewaterHOUSECOOPERS TAX &  
LEGAL SA

Christophe A. Relongué  
PRICewaterHOUSECOOPERS TAX &  
LEGAL SA

## GAMBIA, THE

Gideon Ayi-Owuo  
PWC GHANA

Alpha Amadou Barry  
DT ASSOCIATES, INDEPENDENT  
CORRESPONDENCE FIRM OF DELOITTE  
TOUCHE TOHMATSU LIMITED

Abdul Aziz Bensouda  
AMIE BENSOUA & CO.

Amie N.D. Bensouda  
AMIE BENSOUA & CO.

Lamin B.S. Camara  
DANDIMAYO CAMBERS

Roy Chalkley

Nana Ama Dodoo  
PWC GHANA

Jon Goldy  
AMIE BENSOUA & CO.

Badgie Ismaila

Cherno Aliou Jallow  
DT ASSOCIATES, INDEPENDENT  
CORRESPONDENCE FIRM OF DELOITTE  
TOUCHE TOHMATSU LIMITED

Edrissa Jarjue  
NATIONAL WATER AND ELECTRICITY  
COMPANY LTD.

Lamin S. Jatta  
DT ASSOCIATES, INDEPENDENT  
CORRESPONDENCE FIRM OF DELOITTE  
TOUCHE TOHMATSU LIMITED

Sulayman M. Joof  
S.M. JOOF AGENCY

Sophie Kayemba Mutebi  
PWC GHANA

Lamin Keita  
MSITA ENTERPRISE

George Kwatia  
PWC GHANA

Omar Njie  
LAW FIRM OMAR NJIE

Mary Abdoulie Samba-  
Christensen

LEGAL PRACTITIONER

Hawa Sisay-Sabally  
LAWYER

Darcy White  
PWC GHANA

## GEORGIA

Irakli Adeishvili  
DEPUTY MINISTER OF ECONOMY  
AND SUSTAINABLE DEVELOPMENT OF  
GEORGIA

Nino Bakakuri  
NODIA, URUMASHVILI & PARTNERS

Nino Begalishvili  
COLIBRI LAW FIRM

Giorgi Begiashvili  
BEGIASHVILI & CO. LIMITED LAW  
OFFICES

Lily Begiashvili  
GEORGIA REVENUE SERVICE

Nino Berianidze  
MINISTRY OF ECONOMIC DEVELOPMENT

Revaz Beridze  
ERISTAVI LAW GROUP

Temur Bolotashvili  
USAID ECONOMIC PROSPERITY  
INITIATIVE

Giorgi Chichinadze  
MINISTRY OF ECONOMIC DEVELOPMENT

Zviad Chkhartishvili  
APM TERMINALS POTI

Ketevan Chokhonelidze  
THE BANK OF GEORGIA

Kakha Damenia  
GUTIDZE DAMENIA CHANTLADZE

## SOLUTIONS

Olga Gejadze  
GEORGIAN BAR ASSOCIATION

Rusudan Gergauli  
LPA LLC LAW FIRM

Ilia Giorgadze  
ARCT ARCHITECTURE & DEVELOPMENT

Lasha Gogiberidze  
BGI LEGAL

Tsira Gogichaishvili  
GEORGIAN BAR ASSOCIATION

Lali Gogoberidze  
MINISTRY OF ECONOMIC DEVELOPMENT

Alexander Gomiashvili  
JSC CREDIT INFO GEORGIA

Mamuka Gordeziani  
ITM GLOBAL LOGISTICS

Nana Gurgeniidze  
LPA LLC LAW FIRM

Izabela Gutidze  
GUTIDZE DAMENIA CHANTLADZE  
SOLUTIONS

Batu Gvasalia  
NATIONAL AGENCY OF PUBLIC REGISTRY

Rusudan Gvazava  
BGI LEGAL

Salome Iobidze  
MINISTRY OF ECONOMIC DEVELOPMENT

Gia Jandieri  
NEW ECONOMIC SCHOOL

Salome Janelidze  
ALLIANCE GROUP HOLDING

David Javakhadze  
MINISTRY OF ECONOMIC DEVELOPMENT

Revaz Javelidze  
COLIBRI LAW FIRM

David Kakabadze  
MINISTRY OF ECONOMIC DEVELOPMENT

Irakli Kandashvili

Tamar Katamadze  
MINISTRY OF ECONOMIC DEVELOPMENT

Mari Khardziani  
NATIONAL AGENCY OF PUBLIC REGISTRY

Anastasia Kipiani  
PWC GEORGIA

Sergi Kobakhidze  
PWC GEORGIA

Tamar Kovziashvili  
GEORGIAN BAR ASSOCIATION

Aieti Kukava  
ALLIANCE GROUP HOLDING

Tamar Lakerbaia  
ERISTAVI LAW GROUP

Mirab-Dmitry Lomadze

Eteri Mamukelashvili  
DEPUTY MINISTER OF ECONOMY  
AND SUSTAINABLE DEVELOPMENT OF  
GEORGIA

Jaba Mamulashvili  
BEGIASHVILI & CO. LIMITED LAW  
OFFICES

Irakli Matkava  
MINISTRY OF ECONOMIC DEVELOPMENT

Robin McCone  
PWC GEORGIA

Elene Mebonia  
LPA LLC LAW FIRM

Maya Meskhia  
LAW OFFICE MIGRIALI & PARTNERS

Ekaterina Meskhidze  
NATIONAL AGENCY OF PUBLIC REGISTRY

Manana Meskishvili  
ERISTAVI LAW GROUP

Roan Migriali  
LAW OFFICE MIGRIALI & PARTNERS

Nino Mirtskhulava  
APM TERMINALS POTI

Nodar Mtvarelidze  
THE UNION OF HUMAN RIGHTS AND  
LAW SUPREMACY DEFENSE

Kakhaber Nariashvili

Lasha Nodia  
NODIA, URUMASHVILI & PARTNERS

Maia Okruashvili  
GEORGIAN LEGAL PARTNERSHIP

Tamta Otiaishvili  
MINISTRY OF ECONOMIC DEVELOPMENT

Joseph Salukvadze  
TBILISI STATE UNIVERSITY

Manzoor Shah  
GLOBALINK LOGISTICS GROUP

Manana Shurghulaia  
COMPETITION AND STATE  
PROCUREMENT AGENCY

Eka Siradze  
COLIBRI LAW FIRM

Irakli Siradze  
GUTIDZE DAMENIA CHANTLADZE  
SOLUTIONS

Rusudan Sreseli  
GUTIDZE DAMENIA CHANTLADZE  
SOLUTIONS

Giorgi Tavartkiladze  
DELOITTE LLP

Levan Tektumanidze  
ANDREAS SOFOCLEOUS & CO.

Tamara Tvardadze  
BGI LEGAL

David Tomadze  
PWC GEORGIA

Nino Tsaturova  
LPA LLC LAW FIRM

Besik Tsimakuridze

Vakhtang Tsintsadze  
MINISTRY OF ECONOMIC DEVELOPMENT

Samson Uridia  
GEORGIA REVENUE SERVICE

Zviad Voshakidze  
TELASI

Maka Zhorzholiani  
ERISTAVI LAW GROUP

Ketevan Zukakishvili  
ALLIANCE GROUP CAPITAL

## GERMANY

ALLEN & OVERY LLP

Arenth Alexander  
PWC GERMANY

Friedhold E. Andreas  
FREILING, ANDREAS & PARTNER

Markus Beaumart  
DLA PIPER UK LLP

Henning Berger  
WHITE & CASE

Jennifer Bierly  
GSK STOCKMANN + KOLLEGEN

Simon Boll  
DLA PIPER UK LLP

Simen-Tobias Bolz  
HEUSSEN  
RECHTSANWALTSGESellschaft MBH

Jan Bunnemann  
DLA PIPER UK LLP

Thomas Büssow  
PWC GERMANY

Vanessa Miriam Carlow  
COBE BERLIN



Lorenz Czajka  
GRAF VON WESTPHALEN  
RECHTSANWÄLTE PARTNERSCHAFT

Helge Dammann  
PRICEWATERHOUSECOOPERS  
LEGAL AKTIENGESellschaft  
RECHTSANWÄLTE PARTNERSCHAFT

Andreas Eckhardt  
PRICEWATERHOUSECOOPERS  
LEGAL AKTIENGESellschaft  
RECHTSANWÄLTE PARTNERSCHAFT

Dieter Endres  
PwC GERMANY

Sigrun Erber-Faller  
NOTARE ERBER-FALLER UND VORAN

Alexander Freiherr von Aretin  
GRAF VON WESTPHALEN  
RECHTSANWÄLTE PARTNERSCHAFT

Armineh Gharibian  
MAYER BROWN

Kirsten Girth  
DLA PIPER UK LLP

Markus J. Goetzmann  
C-B-H RECHTSANWÄLTE

Andrea Gruss  
MERGET + PARTNER

Klaus Günther  
OPPENHOFF & PARTNER

Marc Alexander Häger  
OPPENHOFF & PARTNER

Götz-Sebastian Hök  
DR. HÖK STIEGLMEIER & PARTNER

Peter Holzhäuser  
PRICEWATERHOUSECOOPERS  
LEGAL AKTIENGESellschaft  
RECHTSANWÄLTE PARTNERSCHAFT

Ralph Hummel  
AVOCADO LAW

Helmut Jordan  
JORDAN & WAGNER  
RECHTSANWÄLTE PARTNERSCHAFT MBH

Christof Kautzsch  
DENTONS

Michael Kern  
CLEARLY GOTTLIEB STEEN & HAMILTON  
LLP

Henrik Kirchhoff  
GSK STOCKMANN + KOLLEGEN

Jens Kirchner  
DLA PIPER UK LLP

Britta Klatte  
SCHUFHA HOLDING AG

Dirk Kohlenberg  
PRICEWATERHOUSECOOPERS  
LEGAL AKTIENGESellschaft  
RECHTSANWÄLTE PARTNERSCHAFT

Thorsten Korder  
LOGWIN AIR & OCEAN DEUTSCHLAND  
GMBH

Jörg Kräffel  
WHITE & CASE

Ernst-Otto Kuchenbrandt  
DEUTSCHE BUNDESBAK

Peter Limmer  
NOTARE DR. LIMMER & DR. FRIEDERICH

Roland Maaß  
LATHAM & WATKINS LLP

Sabine Malik  
SCHUFHA HOLDING AG

Jan Geert Meents  
DLA PIPER UK LLP

Werner Meier  
CLEARLY GOTTLIEB STEEN & HAMILTON  
LLP

Daniel Meier-Greve  
PRICEWATERHOUSECOOPERS  
LEGAL AKTIENGESellschaft  
RECHTSANWÄLTE PARTNERSCHAFT

Sven Müller  
SCHUFHA HOLDING AG

Eike Najork  
C-B-H RECHTSANWÄLTE

Ethel Nanaeva  
NOERR LLP, MEMBER OF LEX MUNDI

Michael Neuhausen  
PRICEWATERHOUSECOOPERS  
LEGAL AKTIENGESellschaft  
RECHTSANWÄLTE PARTNERSCHAFT

Martin Ostermann  
MAGMA ARCHITECTURE

Dirk Otto  
GOBBERS & DENK

Oliver Otto  
DLA PIPER UK LLP

Laura Pfirrmann  
CLEARLY GOTTLIEB STEEN & HAMILTON  
LLP

Marlena Polic  
PRICEWATERHOUSECOOPERS  
LEGAL AKTIENGESellschaft  
RECHTSANWÄLTE PARTNERSCHAFT

Thomas Poss  
LATHAM & WATKINS LLP

Sebastian Prügel  
WHITE & CASE

Julia Pullen  
C-B-H RECHTSANWÄLTE

Wilhelm Reinhardt  
LATHAM & WATKINS LLP

Sebastian Reinsch  
JANKE KÖNNECKE NAUJOK

Carl Renner  
DLA PIPER UK LLP

Alexander Reus  
DIAZ REUS & TARG LLP

Jan Rudolph  
LINKLATERS LLP

Philipp Ruehland  
PRICEWATERHOUSECOOPERS  
LEGAL AKTIENGESellschaft  
RECHTSANWÄLTE PARTNERSCHAFT

Sönke Schröder  
SALGER RECHTSANWÄLTE

Dietmar Schulz  
DLA PIPER UK LLP

Thomas Schulz  
NOERR LLP, MEMBER OF LEX MUNDI

Eva-Maria Schünemann  
DLA PIPER UK LLP

Frank Schwem  
DLA PIPER UK LLP

Ingrid Seitz  
DEUTSCHE BUNDESBAK

Michael Sörgel  
DLA PIPER UK LLP

Dirk Stiller  
PwC GERMANY

Thomas Strassner  
ORRICK, HERRINGTON & SUTCLIFFE LLP

Tobias Taetzner  
PwC GERMANY

Nora Thies  
GRAF VON WESTPHALEN  
RECHTSANWÄLTE PARTNERSCHAFT

Arne Vogel  
PRICEWATERHOUSECOOPERS  
LEGAL AKTIENGESellschaft  
RECHTSANWÄLTE PARTNERSCHAFT

Heiko Vogt  
PANALPINA WELTTRANSPORT GMBH

Katharina von Rosenstiel  
ORRICK HOLTERS & ELSING

Raimund E. Walch  
WENDLER TREMMEL RECHTSANWÄLTE

Torsten Wehrhahn  
DEUTSCHE ANNINGTON IMMOBILIEN SE

Hartmut Wicke  
NOTARE RUDOLF SPOERER & DR.  
HARTMUT WICKE

Thomas Winkler  
DOMUS AG - MEMBER OF RUSSELL  
BEDFORD INTERNATIONAL

Stefan Wirsch  
LATHAM & WATKINS LLP

Gerlind Wisskirchen  
CMS HASCHE SIGLE

Uwe Witt  
PRICEWATERHOUSECOOPERS  
LEGAL AKTIENGESellschaft  
RECHTSANWÄLTE PARTNERSCHAFT

Florian Wolff  
GRAF VON WESTPHALEN  
RECHTSANWÄLTE PARTNERSCHAFT

Christina Zeissler  
C-B-H RECHTSANWÄLTE

## GHANA

George K. Acquah  
RADAR CONSULT

Larry Adjetey  
LAW TRUST COMPANY

Stephen N. Adu  
PUBLIC UTILITIES REGULATORY  
COMMISSION OF GHANA

Benjamin Agbotse  
H & G ARCHITECTS AND CONSULTANTS

George Ahiakor  
XDS DATA GHANA LTD.

Cecilia Akyeampong  
TOWN AND COUNTRY PLANNING  
DEPARTMENT

Nana Akonu G. P. Amartey  
ANDAH AND ANDAH CHARTERED  
ACCOUNTANTS

Nene Amegatcher  
SAM OKUDZETO & ASSOCIATES

Kennedy Paschal Anaba  
LAWFIELDS CONSULTING

Kweku Brebu Andah  
ANDAH AND ANDAH CHARTERED  
ACCOUNTANTS

Wilfred Kwabena Anim-Odamé  
LANDS COMMISSION

Angelina Asabea Anno  
ELECTRICITY COMPANY OF GHANA

Charles Antwi  
LARYEA, LARYEA & CO. P.C.

Ellis Arthur  
BEYUO & COMPANY

Adwoa S. Asamoah-Addo  
NANA AKUKU SARPONG & PARTNERS

Fred Asiamah-Koranteng  
BANK OF GHANA

Addo Atuah  
ADDO ATUAH & CO.

Gideon Ayi-Owuo  
PwC GHANA

Kwadwo Baafi  
BOLLORE AFRICA LOGISTICS GHANA

Samuel Baddoo  
BLAY & ASSOCIATES

Ellen Bannerman  
BRUCE-LYLE BANNERMAN &  
ASSOCIATES

Reginald Bannerman  
BRUCE-LYLE BANNERMAN &  
ASSOCIATES

Stella Bentsi-Enchill  
LEXCONSULT AND COMPANY

Kizito Beyuo  
BEYUO & COMPANY

Joe Biney  
BAJ FREIGHT & LOGISTICS

Thomas Blankson  
XDS DATA GHANA LTD.

Stephen Boakye  
PwC GHANA

Isabel Boaten  
AB & DAVID

William Callaghan  
ANDAH AND ANDAH CHARTERED  
ACCOUNTANTS

Diana Asonaba Dapaah  
SAM OKUDZETO & ASSOCIATES

Ras Afful Davis  
CLIMATE SHIPPING & TRADING

Anthony Doku  
GHANA REVENUE AUTHORITY

Saviour Dzuali  
BOLLORE AFRICA LOGISTICS GHANA

Clifford Gershon Fiajoe  
ANDAH AND ANDAH CHARTERED  
ACCOUNTANTS

Emmanuel Fiati  
PUBLIC UTILITIES REGULATORY  
COMMISSION OF GHANA

Anna Fordjour  
AB & DAVID

Frank Fugar  
COLLEGE OF ARCHITECTURE AND  
PLANNING

Vivor Gershon Marlet  
PUBLIC UTILITIES REGULATORY  
COMMISSION OF GHANA

Roland Horsoo  
CROWN AGENTS LTD.

Daniel Imadi  
BENTSI-ENCHILL, LETSA & ANKOMAH,  
MEMBER OF LEX MUNDI

Adam Imoru Ayarna  
CADESMEE INTERNATIONAL

Dorothy Kingsley Nyinah  
COMMERCIAL DIVISION, HIGH COURT

Emmanuel Kissi-Boateng  
PUBLIC UTILITIES REGULATORY  
COMMISSION OF GHANA

Edem Kofi Penty  
LAW TRUST COMPANY

Rosa Kudoadzi  
BENTSI-ENCHILL, LETSA & ANKOMAH,  
MEMBER OF LEX MUNDI

George Kwatia  
PwC GHANA

Gloria Laryea  
BENTSI-ENCHILL, LETSA & ANKOMAH,  
MEMBER OF LEX MUNDI

Stanley Mawuli Sallah  
ELECTRICITY COMPANY OF GHANA

Eric Nii Yarboi Mensah  
SAM OKUDZETO & ASSOCIATES

Jackson Kwaku Obeng Berko  
GHANA REVENUE AUTHORITY

Wordsworth Odame Larbi  
INDEPENDENT CONSULTANT GHANA

N.O. Odotei

David Ofosu-Dorte  
AB & DAVID

Sam Okudzeto  
SAM OKUDZETO & ASSOCIATES

Stella Olerkwor Ackwerh  
LAND TITLE REGISTRY

Kofi Opong  
KORA ELECTRICAL SERVICES

Rexford Opong  
KNUST

Mike Opong Adusah  
BANK OF GHANA

Daniel Osei-Kufuor  
OSEI-KUFUOR, SOHNE & PARTNERS

Awudu Osman  
GHANA REVENUE AUTHORITY

Humphrey Otu  
GHANA REVENUE AUTHORITY

Jemima Oware  
THE REGISTRAR GENERAL

Bernard Owusu-Twumasi  
OAK HOUSE

Nana Esi Quansah-Soderberg  
GHANA PORTS AND HARBOURS  
AUTHORITY

Wilhelmina Quist-Therson  
AB & DAVID

Cynthia Rockson  
LAWFIELDS CONSULTING

Jacob Saah  
SAAH & CO.

Felix Tetteh  
TOWN AND COUNTRY PLANNING  
DEPARTMENT

Doris Tettey  
TOWN AND COUNTRY PLANNING  
DEPARTMENT

Darcy White  
PwC GHANA

Dorothy Sena Woanya  
LARYEA, LARYEA & CO. P.C.

## GREECE

Ioanna Alexopoulou  
KREMALIS LAW FIRM, MEMBER OF IUS  
LABORIS

Sophia Ampoulidou  
DRAKOPOULOS LAW FIRM

Maria Balatsou  
KOTALIDIS LAW FIRM

Amalia Balla  
POTAMITIS-VEKRIS

Ira Charisiadou  
CHARISIADOU LAW OFFICE

Euthimios Christis  
ENGINEER

Alkistis Marina Christofilou  
IKRP ROKAS & PARTNERS

Leda Condoiyanni  
HELLENIC CORPORATE GOVERNANCE  
COUNCIL

Sotiris Constantinou  
GRANT THORNTON LLP

Theodora D. Karagiorgou  
KOTALIDIS LAW FIRM

Eleni Dikonimaki  
TEIRASIAS S.A. - BANK INFORMATION  
SYSTEMS

Anastasia Dritsa  
KYRIAKIDES GEORGOPOULOS &  
DANIOLOS ISSAIAS LAW FIRM

Katerina Filippatou  
C. PAPACOSTOPOULOS & ASSOCIATES

Dionyssia I. Gamvrakis  
SARANTITIS LAW FIRM

John Gavanozis  
J.G. TECH

Dionysios Gavounelis  
K | P LAW FIRM

Dimitra Georarakis  
TAX EXPERTS

Antonis Giannakodimos  
ZEPOS & YANNOPOULOS LAW FIRM,  
MEMBER OF LEX MUNDI

Antigoni Gkarka  
PwC GREECE

Antonios Gkiokas  
PwC GREECE

- Katerina Grivaki  
PwC GREECE
- Dimitris V. Hatzihristidis  
ELECTRICAL ENGINEER
- Peter Kapasouris  
TERESIAS S.A. - BANK INFORMATION SYSTEMS
- Evangelos Karaindros  
EVANGELOS KARAINDROS LAW FIRM
- Artemis Karathanassi  
PwC GREECE
- Catherine M. Karatzas  
KARATZAS & PARTNERS
- Rita Katsoula  
POTAMITIS-VEKRIS
- Nikolas Kazatzidis  
TOPOGRAPHER
- Anastasia Kelveridou  
KYRIAKIDES GEORGOPOULOS & DANILOU ISSAIAS LAW FIRM
- Constantinos Kiassouras  
K | P LAW FIRM
- Ioanna Kombou  
ELIAS PARASKEVAS ATTORNEYS 1933
- Nicholas Kontizas  
ZEPOS & YANNOPOULOS LAW FIRM, MEMBER OF LEX MUNDI
- Lena Kontogeorgou  
NOTARY
- Panos Koromantzios  
BAHAS, GRAMATIDIS & PARTNERS
- Olga Koromilia  
PwC GREECE
- Dimitrios Kremalis  
KREMALIS LAW FIRM, MEMBER OF IUS LABORIS
- K. Krisilas  
BDO
- Dimitris Kyparissis  
TT HELENIC POSTBANK
- Ilias S. Kyriakopoulos  
S.K. AEGIS
- Tom Kyriakopoulos  
KELEMENIS & CO.
- Angela Iliadis  
KPMG
- Konstantinos Logaras  
ZEPOS & YANNOPOULOS LAW FIRM, MEMBER OF LEX MUNDI
- Maragou Lori  
ELIAS PARASKEVAS ATTORNEYS 1933
- Christos Makris
- Emmanuel Mastromanolis  
ZEPOS & YANNOPOULOS LAW FIRM, MEMBER OF LEX MUNDI
- John Mazarakos  
ELIAS PARASKEVAS ATTORNEYS 1933
- Alexandros N. Metaxas  
SARANTITIS LAW FIRM
- Theodora G. Monochartzis  
SARANTITIS LAW FIRM
- Efi Moucha  
MILITZER & MUNCH
- Konstantinos Nanopoulos  
TAX EXPERTS
- Anthony Narlis  
CARLBERSON SA
- George D. Naskaris  
KOUTALDIS LAW FIRM
- Marianna Niavi  
KELEMENIS & CO.
- Nikos Panagiotopoulos  
EKTELONISTIKI
- Antonis Pantazis  
PwC GREECE
- Dionysios Pantazis  
PANTAZIS & ASSOCIATES
- Christina Papachristopoulou  
K | P LAW FIRM
- Elena Papachristou  
ZEPOS & YANNOPOULOS LAW FIRM, MEMBER OF LEX MUNDI
- Konstantinos Papadiamantis  
POTAMITIS-VEKRIS
- Alexios Papastavrou  
POTAMITIS-VEKRIS
- Dimitris E. Paraskevas  
ELIAS PARASKEVAS ATTORNEYS 1933
- Michalis Pattakos  
ZEPOS & YANNOPOULOS LAW FIRM, MEMBER OF LEX MUNDI
- Margarita Peristeraki  
MAYER BROWN
- Spiros Piliou  
PHOENIX
- Stathis Potamitis  
POTAMITIS-VEKRIS
- Ioanna Poulakou  
ZEPOS & YANNOPOULOS LAW FIRM, MEMBER OF LEX MUNDI
- Maria Preka  
LOGICA
- Vicky Psaltaki  
SARANTITIS LAW FIRM
- Vicky Psaltis  
POTAMITIS-VEKRIS
- Mary Psylla  
PwC GREECE
- Terina Raptis  
SARANTITIS LAW FIRM
- Smaragda Rigakou  
IKRP ROKAS & PARTNERS
- Vasiliki Salaka  
KARATZAS & PARTNERS
- Aikaterini Savvaidou  
PwC GREECE
- Konstantinos Siakoulis  
GENIKO EMBORIKO MITROO - G.E.M.I.
- Sirigos Sotiris  
LOGICA
- Anastasia Stamou  
ATHENS EXCHANGE SA
- Natassa Stamou  
HELLENIC EXCHANGES S.A.
- Nikolaos Stasinopoulos  
NOTARY
- Nehtarios Stefanidis  
OINOKTIMA
- Alexia Stratou  
KREMALIS LAW FIRM, MEMBER OF IUS LABORIS
- Ligeri Tamvakou  
ENGINEER
- John Tripidakis  
JOHN TRIPIDAKIS & ASSOCIATES LAW FIRM
- Panagiota D. Tsitsa
- Spyros Valvis  
PwC GREECE
- Anna Vamialis  
KELEMENIS & CO.
- Vasiliki Vasilopoulou  
K | P LAW FIRM
- Kalliopi Vlachopoulou  
KELEMENIS & CO.
- Sofia Xanthoulea  
JOHN TRIPIDAKIS & ASSOCIATES LAW FIRM
- Amalia Xeini  
KREMALIS LAW FIRM, MEMBER OF IUS LABORIS
- Vicky Xourafa  
KYRIAKIDES GEORGOPOULOS & DANILOU ISSAIAS LAW FIRM
- Fredy Yatracou  
PwC GREECE

## GRENADA

- W.R. Agostini  
W. R. AGOSTINI & CO.
- Raymond Anthony  
RAYMOND ANTHONY & CO.
- James Bristol  
HENRY, HENRY & BRISTOL
- Gregory Delsol  
MINISTRY OF AGRICULTURE, LANDS, FORESTRY, FISHERIES AND THE ENVIRONMENT
- Carlyle Felix  
CUSTOMS
- Cyrus Griffith  
LABOUR DEPARTMENT
- Madonna Harford  
GRENADA TRADE UNION COUNCIL
- Keith Hosten  
HOSTEN'S (ELECTRICAL SERVICES) LTD.
- Winston Hosten  
HOSTEN'S (ELECTRICAL SERVICES) LTD.
- Henry Joseph  
PKF INTERNATIONAL
- Psyche Julien  
ST. LOUIS SERVICE
- Danile Lewis  
MINISTRY OF AGRICULTURE, LANDS, FORESTRY, FISHERIES AND THE ENVIRONMENT
- Steri Lyons  
BANK OF NOVA SCOTIA - GRENADA
- Niel Noel  
HENRY HUDSON - PHILLIPS & CO.
- Ambrose Phillip  
GRENADA PORT AUTHORITY
- Valentino Sawney  
TRADSHIP INTERNATIONAL
- David R. Sinclair  
SINCLAIR ENTERPRISES LIMITED
- Trevor St. Bernard  
LEWIS & RENWICK
- Lisa Telesford  
SUPREME COURT REGISTRY
- Shireen Wilkinson  
WILKINSON, WILKINSON & WILKINSON
- Selwyn Woodroffe  
CONSULTING ENGINEERS PARTNERSHIP LTD

## GUATEMALA

- DHL GLOBAL FORWARDING  
ERNST & YOUNG
- Rafael Alvarado-Riedel  
CONSORTIUM - RACSA
- Pedro Aragón  
ARAGÓN & ARAGÓN
- Mario R. Archila Cruz  
CONSORTIUM - RACSA
- Elías Arriaza Sáenz  
CONSORTIUM - RACSA
- Roberto Avila  
GARCÍA & BODÁN
- María de los Angeles Barillas  
Buchhalter  
SARAVIA & MUÑOZ
- Amaury Barrera  
CITY HALL OF GUATEMALA CITY
- Jorge Rolando Barrios  
BONILLA, MONTANO, TORIELLO & BARRIOS
- Alejandra Bermúdez  
CONSORTIUM - RACSA
- Maria del Pilar Bonilla  
BONILLA, MONTANO, TORIELLO & BARRIOS
- Rodrigo Callejas Aquino  
CARRILLO & ASOCIADOS
- Juan Pablo Cardenas Villamar  
CITY HALL OF GUATEMALA CITY
- Gelder Carranza  
PwC GUATEMALA
- Juan Pablo Carrasco de Groot  
DÍAZ-DURÁN & ASOCIADOS CENTRAL LAW
- Francisco José Castillo Chacón  
AGUILAR CASTILLO LOVE
- Juan Carlos Castillo Chacón  
AGUILAR CASTILLO LOVE
- Gerardo Alberto de León  
FEDECOCAGUA
- Anabella de León Ruiz  
REGISTRO GENERAL DE LA PROPIEDAD DE GUATEMALA
- Karla de Mata  
CPS LOGISTICS
- Luis Diaz  
TRANSUNION GUATEMALA
- Ana Sofía Escriba Barnoya  
CONSORTIUM - RACSA
- Fanny Estrada  
ASOCIACIÓN GUATEMALTECA DE EXPORTADORES
- Héctor Flores  
CITY HALL OF GUATEMALA CITY
- Rodolfo Fuentes  
PROTECTORA DE CRÉDITO COMERCIAL
- Antonio Roberto García Escobar  
COMISIÓN NACIONAL DE ENERGÍA ELÉCTRICA
- José Estuardo Golóm  
CITY HALL OF GUATEMALA CITY
- Jose Gonzalez  
PRECON
- Erick Gordillo  
CITY HALL OF GUATEMALA CITY
- Miguel Angel Gualim  
CITY HALL OF GUATEMALA CITY
- Andrés Hernández  
CARRILLO & ASOCIADOS
- Carlos Guillermo Herrera  
REGISTRO GENERAL DE LA PROPIEDAD DE GUATEMALA
- Raúl Stuardo Juárez Leal  
SUPERINTENDENCIA DE BANCOS
- Nils Leporowski  
ASOCIACIÓN NACIONAL DEL CAFÉ
- Eva Lima  
CITY HALL OF GUATEMALA CITY
- María Isabel Luján Zilbermann  
QUINONES, IBARGÜEN, LUJÁN & MATA S.C.
- Marco Antonio Martínez  
CPS LOGISTICS
- Eduardo Mayora Alvarado  
MAYORA & MAYORA, S.C.
- Edgar Mendoza  
PwC GUATEMALA
- Christian Michelangeli  
CARRILLO & ASOCIADOS
- Edgar Montes  
REGISTRO GENERAL DE LA PROPIEDAD DE GUATEMALA
- Edvin Montoya  
LEXINCORP
- María José Nájera  
CARRILLO & ASOCIADOS

- Anajoye Oliva  
CITY HALL OF GUATEMALA CITY
- Monica Ordoñez  
REGISTRO GENERAL DE LA PROPIEDAD DE GUATEMALA
- Hugo Rafael Oroxóm Mérida  
SUPERINTENDENCIA DE BANCOS
- Carlos Ortega  
MAYORA & MAYORA, S.C.
- Roberto Ozaeta  
PwC GUATEMALA
- Marco Antonio Palacios  
PALACIOS & ASOCIADOS
- Maria Jose Pepio Pensabene  
CAMARA GUATEMALTECA DE LA CONSTRUCCIÓN
- Claudia Pereira  
MAYORA & MAYORA, S.C.
- Francisco Pilona  
CITY HALL OF GUATEMALA CITY
- Mélida Pineda  
CARRILLO & ASOCIADOS
- Carla Beatriz Ramirez Cabrera  
DÍAZ-DURÁN & ASOCIADOS CENTRAL LAW
- Andres Rivera  
ACEROS ARQUITECTÓNICOS
- Alfredo Rodríguez Mahuad  
CONSORTIUM - RACSA
- Glendy Salguero  
PwC GUATEMALA
- Salvador A. Saravia Castillo  
SARAVIA & MUÑOZ
- Salvador Augusto Saravia  
Mendoza  
SARAVIA & MUÑOZ
- Klamcy Solorzano  
CITY HALL OF GUATEMALA CITY
- Ramón Benjamín Tobar Morales  
SUPERINTENDENCIA DE BANCOS
- José Augusto Toledo Cruz  
ARIAS & MUÑOZ
- Elmer Vargas  
ACZALAW
- Arelis Yariza Torres de Alfaro  
SUPERINTENDENCIA DE BANCOS

## GUINEA

- ERNST & YOUNG
- Camara Aly Badara
- Mohamed Baldé  
PwC GUINEA
- Mamadou Barry  
MINISTÈRE DE LA CONSTRUCTION, DE L'URBANISME ET HABITAT
- Mamadou Sanoussy Barry  
CABINET D'AVOCATS BAO & FILS
- Mody Oumar Barry  
CABINET D'AVOCATS BAO & FILS
- Mouhamed Lamine Bayo  
APIP GUINÉE - AGENCE DE PROMOTION DES INVESTISSEMENTS PRIVÉS
- Ibrahim Kalil Berete  
SOGUFIRET
- Jean Delahaye  
BOLLORÉ AFRICA LOGISTICS
- Ahmadou Diallo  
CHAMBRE DES NOTAIRES
- Mohamed Kadiou Diallo  
ELECTRICITÉ DE GUINÉE
- Soukeina Fofana  
BANQUE CENTRALE DE GUINÉE (BCRG)
- Christophe Grenier  
AMA (AFRICAN MARITIME AGENCIES) GUINEA

Yannick Gui  
ANYRAY & PARTNERS GUINÉE (ARP  
GUINÉE)

Jean Baptiste Jocamey  
CABINET KOÛMY

Amadou Thidiane Kaba  
AVOCAT AU BARREAU DE GUINÉE

Lansana Kaba  
CARIG

Louis Marie Kakdeu  
NIMBA CONSEIL SARL

Joseph Koundouno  
MINISTÈRE DE LA CONSTRUCTION, DE  
L'URBANISME ET HABITAT

Noukè Kourouma  
ADMINISTRATION ET CONTRÔLE DES  
GRANDS PROJETS

Mohamed Lahlou  
PwC GUINEA

Fofana Naby Moussa  
BANQUE CENTRALE DE GUINÉE  
(BCRG)

Philippe Niamkey  
BOLLORÉ AFRICA LOGISTICS

Guy Piam  
NIMBA CONSEIL SARL

Mamadou Saliou Baldé  
MINISTÈRE DE LA CONSTRUCTION, DE  
L'URBANISME ET HABITAT

Satouma Yari Souhane  
ÉTUDE YANSANE

Assiatou Sow  
MINISTÈRE DE LA CONSTRUCTION, DE  
L'URBANISME ET HABITAT

Paul Tchagna  
PwC GUINEA

Aboubacar Salimatou Toure  
NTM AREEBA GUINÉE S.A.

Fatoumata Yari Soumah  
Yansane  
OFFICE NOTARIAL

## GUINEA-BISSAU

ELECTRICIDADE E AGUAS DA GUINEA-  
BISSAU

MINISTÉRIO DA ECONOMIA E  
INTEGRAÇÃO REGIONAL

MINISTÉRIO DA JUSTIÇA

Symphorien Agbessadj  
BCEAO

Ahmadou Al Aminou Lo  
BCEAO

Humiliano Alves Cardoso  
GABINETE ADVOCACIA

Adelaida Mesa D'Almeida  
JURISCONTA SRL

Octávio Lopes  
GB LEGAL - MIRANDA ALLIANCE

Jorge Mandinga  
MANDINGA EMPREITEIROS SA

Miguel Mango  
AUDI - CONTA LDA

Vitor Marques da Cruz  
MC&A - SOCIEDADE DE ADVOGADOS,  
R.L.

Francisco Mendes  
MINISTRY OF FOREIGN AFFAIRS

Teresa Pala Schwalbach  
MC&A - SOCIEDADE DE ADVOGADOS,  
R.L.

Eduardo Pimentel  
CENTRO DE FORMALIZAÇÃO DE  
EMPRESAS

Armando Procel  
REPÚBLICA DA GUINÉ-BISSAU

Rogério Reis  
ROGÉRIO REIS DESPACHANTE

A. Ussumane So  
LOSSER LDA BUSINESS DEVELOPMENT  
CONSULTANTS

Fernando Tavares  
TRANSMAR SERVICES

Antoine Traore  
BCEAO

Djunco Suleiman Ture  
MUNICIPALITY OF BISSAU

Carlos Vamain  
GOMES & VAMAIN ASSOCIADOS

Emmanuel Yehouessi  
BCEAO

## GYUANA

Dela Britton  
BRITTON, HAMILTON & ADAMS

Ashton Chase  
LAW OFFICE OF ASHTON CHASE  
ASSOCIATES

Lucia Desir-John  
D & J SHIPPING SERVICES

Marlon Gonsalves  
RODRIGUES ARCHITECTS LTD.

Orin Hinds  
ORIN HINDS & ASSOCIATES ARCH. LTD.

Renford Homer  
GYUANA POWER & LIGHT INC.

Teni Housty  
FRASER, HOUSTY & YEARWOOD  
ATTORNEYS-AT-LAW

Rexford Jackson  
SINGH, DOODNAUTH LAW FIRM

Cliffon Mortimer Llewelyn John  
ATTORNEY-AT-LAW

Kalam Azad Juman-Yassin  
GYUANA OLYMPIC ASSOCIATION

Kashir Khan

Rakesh Latchana  
RAM & McRAE CHARTERED  
ACCOUNTANTS

Alexis Monize  
GYUANA OFFICE FOR INVESTMENT

Manzoor Nadir  
DIGICOM

Harry Noel Narine  
PKF INTERNATIONAL

Alvin Parag  
PAS CARGO GUYANA INC (PAS  
CARGO GROUP)

R.N. Poonai  
POONAI & POONAI

Christopher Ram  
RAM & McRAE CHARTERED  
ACCOUNTANTS

Vishwamint Ramnarine  
PFK BARCELLOS, NARINE & CO

Albert Rodrigues  
RODRIGUES ARCHITECTS LTD.

Leslie Sobers  
Shaundell Stephenson  
OFFICE OF THE PRIME MINISTER

Gidel Thomside  
NATIONAL SHIPPING CORPORATION LTD.

Allyson West  
PwC

Tonica Wilson  
PwC

Roger Yearwood  
BRITTON, HAMILTON & ADAMS

## HAITI

BENJAMIN-JADOTTE, INGÉNIEURS,  
ARCHITECTES ET URBANISTES ASSOCIÉS

Theodore Achille III  
UNDP

Lesly Alphonse  
NOTARY

Mark Kinson Antoine  
ADEKO ENTERPRISES

Ronald Augustin  
LE CABINET AUGUSTIN

Theodore Avhille III  
UNOPS

Jean-Batiste Brown  
BROWN LEGAL GROUP

Martin Camille Cangé  
ÉLECTRICITÉ D'HAÏTI

Jean-Henry Céant  
NOTAIRE PUBLIC, MEMBRE DE LASNOP  
CONSEILLER GÉNÉRAL DE L'UNION  
INTERNATIONALE DU NOTARIAT

Monique César Guillaume  
PAGS - CABINET D'EXPERTS  
COMPTABLES

Djacaman Charles  
CABINET GASSANT

Karine Chenet

Diggan d'Adesky  
D'ADESKY IMPORT EXPORT S.A.

Philocles Desir  
ATCAC HOPE CENTER

Jean Baden Dubois  
BANQUE DE LA RÉPUBLIQUE D'HAÏTI

Fritz Duroseau  
BANQUE DE LA RÉPUBLIQUE D'HAÏTI

Paul Valmy Eugene  
MINISTÈRE DE L'ÉCONOMIE ET DES  
FINANCES

Camille Fièvre  
JURISEXCEL CABINET D'AVOCAT

Lucien Fresnel  
CABINET GASSANT

Frédéric Fritz  
LE CABINET AUGUSTIN

Enerlio Gassant  
CABINET GASSANT

Bernard Honorat Gousse  
PASQUET GOUSSE & ASSOCIÉS

Carlo Hubert Janvier  
BANQUE DE LA RÉPUBLIQUE D'HAÏTI

Georgette Jean-Louis  
BANQUE DE LA RÉPUBLIQUE D'HAÏTI

Anne-Gernide Joint  
UNIBANK

Nadyne M. Joseph  
UNIBANK

Jean-Marie Lafontant  
REGISTRE DES SÛRÈTES MOBILIÈRES

Robert Laforest  
CABINET LAFOREST

Ronald Laraque  
MINISTÈRE DES TRAVAUX PUBLICS

Patrick D. Frantz Laurent  
CABINET PATRICK LAURENT & ASSOCIÉS

Camille Leblanc  
LEBALANC & ASSOCIÉS

Patricia Lebrun  
CABINET VIEUX & ASSOCIÉS

Wilhem Lemke  
ENMARCOLDA SA

Garry Lhérisson  
MINISTÈRE DES TRAVAUX PUBLICS,  
TRANSPORTS ET COMMUNICATIONS

Garry Lhérisson  
ATELIER D'ARCHITECTURE ET  
D'URBANISME

Louis Gary Lissade  
CABINET LISSADE

Roberson Louis  
CABINET GASSANT

Daphne Louissaint  
SOGESOL

Kathia Magloire  
CABINET GASSANT

Dieuphète Maloir  
SAM CONSTRUCTION

Alexandrine Nelson  
CHATELAIN CARGO SERVICES SA

Jean Yves Noel  
NOEL, CABINET D'EXPERT-COMPTABLES

Joseph Paillant  
BUCOFISC

Micosky Pompilus  
CABINET CHALMERS AND CHALMERS

Georges Andy Rene  
CENTRE DE FACILITATION DES  
INVESTISSEMENTS

Jean Louis Richard  
BUCOFISC

Erol Saint-Louis  
BANQUE DE LA RÉPUBLIQUE D'HAÏTI

Jean Frederic Sales  
CABINET SALES

Margarette Sanon  
BANQUE DE LA RÉPUBLIQUE D'HAÏTI

Francois Serant  
MINISTÈRE DE L'ÉCONOMIE ET DES  
FINANCES

Jean Luvien St. Louis  
CONSERVATION FONCIÈRE

Michel Succar  
CABINET LISSADE

Salim Succar  
CABINET LISSADE

Paul Edouard Ternier  
CABINET SALES

Sibylle Theard Mevs  
THEARD & ASSOCIÉS

Jean Vandal  
VANDAL & VANDAL

Serge Henri Vieux  
CABINET VIEUX & ASSOCIÉS

Antwan Zele  
HOTTEENMUSIC

## HONDURAS

CNBS - COMISION NACIONAL DE  
BANCOS Y SEGUROS

Mario Aguero  
ARIAS & MUÑOZ

Gustavo Argüello Agüero  
ACZALAW

Juan José Alcerro Milla  
AGUILAR CASTILLO LOVE

Jose Miguel Alvarez  
CONSORTIUM CENTRO AMÉRICA  
ABOGADOS

José Simón Azcona  
INMOBILIARIA ALIANZA SA

Adrián Burgos  
CONSORTIUM CENTRO AMÉRICA  
ABOGADOS

Fredy Castillo  
GARCÍA & BODÁN

Carlos Chavarria  
CONSORTIUM CENTRO AMÉRICA  
ABOGADOS

Graciela Cruz  
GARCÍA & BODÁN

Victor Manuel Cuadra Burlero  
CONSTRUCTORA URBE

Ricardo Duarte  
GARCÍA & BODÁN

Francisco Guillermo Durón  
Lopez  
BUFETE DURÓN

Denia Escalon  
PwC HONDURAS

Oscar Armando Girón  
ASOCIACIÓN HONDUREÑA DE  
COMPAÑÍAS Y REPRESENTANTES  
NAVIEROS (AHCORENA)

Jessica Handal  
ARIAS & MUÑOZ

Andrea Idiáquez  
AGUILAR CASTILLO LOVE

Maria Irias  
IRÍAS & ASOCIADOS - CORRESPONDENT  
OF RUSSELL BEDFORD INTERNATIONAL

Evangelina Lardizábal  
ARIAS & MUÑOZ

Carlos Lopez Contreras  
ACZALAW

Armida María López de Arguello  
ACZALAW

Guadalupe Martinez Casas  
CENTRAL LAW MEDINA, ROSENTHAL &  
ASOCIADOS

Claribel Medina  
CENTRAL LAW MEDINA, ROSENTHAL &  
ASOCIADOS

Jesús Humberto Medina-Alva  
CENTRAL LAW MEDINA, ROSENTHAL &  
ASOCIADOS

Juan Carlos Mejía Cotto  
INSTITUTO DE LA PROPIEDAD

Iván Alfredo Vigil Molina  
ABOGADO

Ricardo Montes Belot  
ARIAS & MUÑOZ

Ramón E. Morales  
PwC HONDURAS

Vanessa Oqueli  
GARCÍA & BODÁN

Ramón Ortega  
PwC EL SALVADOR

Jose Conrado Osorio  
McCormick  
GRUPO MCCOS

Danna Paredes  
PwC HONDURAS

José Ramón Paz  
CONSORTIUM CENTRO AMÉRICA  
ABOGADOS

Marco Ponce  
CENTRAL LAW MEDINA, ROSENTHAL &  
ASOCIADOS

Dino Rietti  
ARQUITECNIC

Milton Rivera  
PwC HONDURAS

Enrique Rodriguez Burchard  
AGUILAR CASTILLO LOVE

René Serrano  
ARIAS & MUÑOZ

Cristian Stefan Handal  
ADVOCATUS LAW FIRM

Hilys Villalobos  
GARCÍA & BODÁN

Armida Villela  
ACZALAW

Roberto Manuel Zacarías  
URRUTIA  
ZACARÍAS & ASOCIADOS

Gabriela Zelaya  
ACZALAW

Mario Rubén Zelaya  
ENERGÍA INTEGRAL S. DE R.L. DE C.V.

Carlos Zúñiga  
IRÍAS & ASOCIADOS - CORRESPONDENT  
OF RUSSELL BEDFORD INTERNATIONAL

**HONG KONG SAR, CHINA**

DLA PIPER

Y H TSANG &amp; CO.

Duncan Abate  
MAYER BROWN JSMAlbert P.C. Chan  
THE HONG KONG POLYTECHNIC  
UNIVERSITYKenneth Chan  
HONG KONG ECONOMIC & TRADE  
OFFICELeonard Chan  
JLA-ASIA

Nick Chan

Squire SANDERS  
Vashi Chandiramani  
EXCELLENCE INTERNATIONALWinnie Cheung  
THE LAND REGISTRY OF HONG KONGRobert Chu  
ECONOMIC ANALYSIS AND BUSINESS  
FACILITATION UNITJimmy Chung  
JAMES NGAI & PARTNERS CPA LIMITED  
- MEMBER OF RUSSELL BEDFORD  
INTERNATIONALNicholas Cook  
MAYER BROWN JSMJeremy Cunningham  
MAYER BROWN JSMDominic Gregory  
ASHURST LLPKeith Man Kei Ho  
WILKINSON & GRISTBasil Hwang  
DECHERTSalina Ko  
APL HONG KONGKK Kwan  
CUSTOMS AND EXCISE DEPARTMENTPeter Kwon  
ASHURST LLPAnita Lam  
MAYER BROWN JSMBilly Lam  
MAYER BROWN JSMChristie Lam  
HONG KONG FINANCIAL SECRETARYCindy Lam  
THE LAND REGISTRY OF HONG KONGAndas Lau  
THE LAND REGISTRY OF HONG KONGDong Ho Lee  
ORRICK, HERRINGTON & SUTCLIFFE LLPJuliana Lee  
MAYER BROWN JSMJohn Lees  
JLA-ASIARita Leung  
SQUIRE SANDERSShung Chi Leung  
CUSTOMS AND EXCISE DEPARTMENTGabrielle Liu  
MAYER BROWN JSMTerry LK Kan  
SHININGWING SPECIALIST ADVISORY  
SERVICES LIMITEDDickson Lo  
MAUNSELL AECOM GROUPJonathan Luk  
MAYER BROWN JSMPsyche S.F. Luk  
FAIRBAIRN CATLEY LOW & KONGKay McArdle  
MAYER BROWN JSMMat Ng  
JLA-ASIAKok Leong Ngan  
CLP POWER HONG KONG LIMITEDKenneth Poon  
THE LAND REGISTRY OF HONG KONGMartinal Quan  
METOPRO ASSOCIATES LIMITEDMatthias Schemuth  
ASHURST LLPHolden Slutsky  
PACIFIC CHAMBERSTed Tang  
MAYER BROWN JSMThomas Tang  
MAUNSELL AECOM GROUPCharles To  
SQUIRE SANDERSHong Tran  
MAYER BROWN JSMAnita Tsang  
PwC HONG KONGDerek Tsang  
MAYER BROWN JSMLaurence Tsong  
TRANSUNION HONG KONGCliff Tsui  
JLA-ASIAPaul Tsui  
HONG KONG ASSOCIATION OF FREIGHT  
FORWARDING & LOGISTICS LTD  
(HAFFA)Leung Wan  
INLAND REVENUE DEPARTMENT,  
HKSARChristopher Whiteley  
ASHURST LLPAgnes Wong  
COMPANIES REGISTRY, HKSARCharlton Wong  
MAUNSELL AECOM GROUPFergus Wong  
PwC HONG KONGPatrick Wong  
MAYER BROWN JSMPeter Yu  
PwC HONG KONG**HUNGARY**

ALLEN &amp; OVERY LLP

CARGO-PARTNER

Mark Balastyai  
FUTUREAL GROUPDiana Balazs  
PwC HUNGARYPéter Bárdos  
LAW FIRM DR. PÉTER AND RITA  
BÁRDOSSándor Békési  
PARTOS & NOBLET HOGAN LOVELLSErika Berdi  
CSERI & PARTNERS LAW OFFICESPéter Berethalmi  
NAGY ÉS TRÓCSÁNYI LAW OFFICE,  
MEMBER OF LEX MUNDIHedi Bozsoryik  
SZECSKAY ATTORNEYS-AT-LAWZsuzsanna Cseri  
CSERI & PARTNERS LAW OFFICESGábor Dohány  
PARTOS & NOBLET HOGAN LOVELLSAndrás Elekés  
IMMOBILIA REAL ESTATE DEVELOPMENT  
KFTTamás Esze  
BPV | ADI NÉMETH ATTORNEYS-AT-LAWGábor Felsen  
FELSEN KATONAVeronika Francis-Hegedűs  
BPV | JÁDI NÉMETH ATTORNEYS-  
AT-LAWErnő Garamvölgyi  
BUDAPEST IX DISTRICT MUNICIPALITYÉva Gargya  
NAGY ÉS TRÓCSÁNYI LAW OFFICE,  
MEMBER OF LEX MUNDIAnna Gáspár  
BUILD-ECON LTD.Csaba Attila Hajdu  
BNT SZABÓ TOM BURMEISTER ÜGYVÉDI  
IRODATamas Robert Halmos  
PARTOS & NOBLET HOGAN LOVELLSDóra Horváth  
RETI, ANTALL AND PARTNERS LAW FIRMNorbert Izer  
PwC HUNGARYAndrea Jádi Németh  
BPV | JÁDI NÉMETH ATTORNEYS-  
AT-LAWFerenc Kása  
BPV | JÁDI NÉMETH ATTORNEYS-  
AT-LAWAdrienn Keszei  
BISZ CENTRAL CREDIT INFORMATION  
(PLC)Doróttya Kovacsics  
PARTOS & NOBLET HOGAN LOVELLSPetra Lencs  
CSERI & PARTNERS LAW OFFICESDóra Máthé  
PwC HUNGARYLászló Mohai  
MOHAI LAW OFFICEAndrás Multas  
PARTOS & NOBLET HOGAN LOVELLSRobert Nagy  
BISZ CENTRAL CREDIT INFORMATION  
(PLC)Sándor Németh  
SZECSKAY ATTORNEYS-AT-LAWChristopher Noblet  
PARTOS & NOBLET HOGAN LOVELLSIstván Sándor  
KELEMEN, MESZAROS, SANDOR &  
PARTNERSGergely Szabó  
RETI, ANTALL AND PARTNERS LAW FIRMÁgnes Szent-Ivány  
SÁNDOR SZEGEDI SZENT-IVÁNY  
KOMÁROMI EVERSHEDSViktória Szilágyi  
NAGY ÉS TRÓCSÁNYI LAW OFFICE,  
MEMBER OF LEX MUNDIAngéla Szőke  
BDO HUNGARYAdrienn Tar  
SZECSKAY ATTORNEYS-AT-LAWÁgnes Tigelmann  
BPV | JÁDI NÉMETH ATTORNEYS-  
AT-LAWÁdám Tóth  
DR. TÓTH ÁDÁM KÖZJEGYZŐI IRODA**ICELAND**

PwC ICELAND

Ásta Sólveig Andrésdóttir  
REGISTERS ICELANDAdri Árnason  
JURIS LAW OFFICEHeiðar Ásberg Atlason  
LOGOS, MEMBER OF LEX MUNDIÁsta Guðrún Beck  
REGISTERS ICELANDKaren Bragadóttir  
TOLLSTJÓRI - DIRECTORATE OF CUSTOMSÞórhður Ólafur Búason  
REYKJAVIK MUNICIPAL BUILDING  
CONTROL OFFICEEymundur Einarsson  
ENDURSKOÐUN OG RÁÐGJÓF EHF  
- MEMBER OF RUSSELL BEDFORD  
INTERNATIONALÓlafur Eiríksson  
LOGOS, MEMBER OF LEX MUNDISigríður Anna Ellerup  
REGISTERS ICELANDSkuli Th. Fjeldsted  
FJELDSTED, BLÓNDAL & FJELDSTEDErlendur Gíslason  
LOGOS, MEMBER OF LEX MUNDIGuðrún Guðmundsdóttir  
JÓNAR TRANSPORTSigríður H. Kristjánsdóttir  
LOGOS, MEMBER OF LEX MUNDIReynir Haraldsson  
JÓNAR TRANSPORTHörður Davíð Harðarson  
TOLLSTJÓRI - DIRECTORATE OF CUSTOMSMargrét Hauksdóttir  
REGISTERS ICELANDJón Ingi Ingibergsson  
PRICEWATERHOUSECOOPERS LEGAL EHFAðalsteinn E. Jónasson  
LEX LAW OFFICESErlingur E. Jónasson  
ISTAKThora Jónsdóttir  
JURIS LAW OFFICEJóhann Magnús Jóhannsson  
LOGOS, MEMBER OF LEX MUNDIEinar Malmberg  
LANDSBANKINNBenedetto Nardini  
BBA LEGALDagbjört Oddsdóttir  
BBA LEGALHelga Melkorka Óttarsdóttir  
LOGOS, MEMBER OF LEX MUNDIKristján Pálsson  
JÓNAR TRANSPORTÁsgeir Á. Ragnarsson  
BBA LEGALFridgeir Sigurdsson  
PwC ICELANDÓlafur Arinbjorn Sigurdsson  
LOGOS, MEMBER OF LEX MUNDIEyvindur Sólnes  
CATO LÖGMENNJóhannes Stephensen  
CREDITINFO ICELANDGunnar Sturluson  
LOGOS, MEMBER OF LEX MUNDIRúnar Svavar Svavarsson  
ORLUVEITA REYKJAVÍKUR,  
DISTRIBUTION-ELECTRICAL SYSTEMStefán A. Svansson  
JURIS LAW OFFICEHelgi Þór Þorsteinsson  
LEX LAW OFFICESSteinþór Þorsteinsson  
TOLLSTJÓRI - DIRECTORATE OF CUSTOMS**INDIA**

G. D. INTERNATIONAL

SHRI SAI EXPORTS

Jolly Abraham  
DESAI & DIWANJIMahima Ahluwalia  
TRILEGALLzafeer Ahmad  
TRILEGALFraser Alexander  
JURIS CORPP. V. Balasubramaniam  
BFS LEGALAshish Banga  
JURIS CORPSumitava Basu  
JURIS CORPNeeraj Bhagat  
NEERAJ BHAGAT & CO.M.L. Bhakta  
KANGA & CO.Pradeep Bhandari  
INTUIT MANAGEMENT CONSULTANCYSushil Bhasin  
BHASIN INTERNATIONALRachita Bhat  
AMARCHAND & MANGALDAS &  
SURESH A. SHROFF & CO.Saurav Bhattacharya  
PwC INDIARewati Bobde  
JURIS CORPNidhi Bothra  
VINOD KOTHARI & CO. PRACTISING  
COMPANY SECRETARIESLeena Chacko  
AMARCHAND & MANGALDAS &  
SURESH A. SHROFF & CO.Harshala Chandorkar  
CREDIT INFORMATION BUREAU (INDIA)  
LTD.Jyoti Chaudhari  
LEGASIS SERVICES PVT. LTD.Prashant Chauhan  
ADVOCATEDaizy Chawla  
SINGH & ASSOCIATES, ADVOCATES AND  
SOLICITORSManjula Chawla  
PHOENIX LEGAL

Poorvi Chothani

Sachin Chugh  
SINGHI CHUGH & KUMAR, CHARTERED  
ACCOUNTANTSKetan Dalal  
PwC INDIAAmrita Decruz  
TRILEGALVishwang Desai  
DESAI & DIWANJIDeepak Deshmukh  
JURIS CORPPrashant Dharia  
ANANT INDUSTRIESManish Dhingra  
DHINGRA & SINGH - ATTORNEYS-  
AT-LAWFarida Dholkawala  
DESAI & DIWANJIThambi Durai  
T. DURAI & CO.Ferdinand Duraimanickam  
BFS LEGALPrithwijit Gangopadhyay  
TRILEGALRitika Ganju  
PHOENIX LEGALRahul Garg  
PwC INDIA

Lorraine George  
SGSL SHIPPING & LOGISTICS PVT. LTD.

Oommen George  
SGSL SHIPPING & LOGISTICS PVT. LTD.

Veena Gopalakrishnan  
NISHITH DESAI ASSOCIATES

Sameer Guha  
TRILEGAL

Atul Gupta  
TRILEGAL

Deepak Gupta  
PWC INDIA

Ruchira Gupta  
THE JURIS SOCIIS

Sandeep Gupta  
KNM & PARTNERS, LAW OFFICES

Akil Hirani  
MAJUMUDAR & PARTNERS

Anil Jagtiani  
SANTA FE MOVING SERVICES PVT LTD

Vipin Jain  
SHREE BHIKSHU MARBLE AND GRANITES

Jayant Jape  
SEPARATION TECHNIQUES

Yogesh Jare  
SUHASINI IMPEX

H. Jayesh  
JURIS CORP

Rajat Joneja  
KNM & PARTNERS, LAW OFFICES

Sumeet Kachwaha  
KACHWAHA & PARTNERS

Jayesh Karandikar  
KOCHHAR & CO.

Rajas Kasbekar  
LITTLE & CO.

Kripi Kathuria  
PHOENIX LEGAL

Anuj Kaul  
LEGASIS SERVICES PVT. LTD.

Charandeep Kaur  
TRILEGAL

Mitalee Kaushal  
KNM & PARTNERS, LAW OFFICES

Anshul Khosla  
KHAITAN & CO.

Bhavna Kohli  
PWC INDIA

Ravinder Komaragiri  
THE TATA POWER COMPANY LIMITED

Jayanthi Konar  
PWC INDIA

Anuraag Kothari  
TRILEGAL

Vinod Kothari  
VINOD KOTHARI & CO. PRACTICING COMPANY SECRETARIES

Harsh Kumar  
SINGHI CHUGH & KUMAR, CHARTERED ACCOUNTANTS

Mrinal Kumar  
AMARCHAND & MANGALDAS & SURESH A. SHROFF & CO.

Mrityunjay Kumar  
DHINGRA & SINGH - ATTORNEYS-AT-LAW

Mukesh Kumar  
KNM & PARTNERS, LAW OFFICES

Vikram Kumar  
SUPPLY SOURCE INDIA

Manoj Kumar Singh  
SINGH & ASSOCIATES, ADVOCATES AND SOLICITORS

Vijay Kumar Singh  
SINGH & ASSOCIATES, ADVOCATES AND SOLICITORS

Sougata Kundu  
VAISH ASSOCIATES ADVOCATES

Shreedhar T. Kunte  
SHARP AND TANNAN - MEMBER OF RUSSELL BEDFORD INTERNATIONAL

Chandni Lochan  
TRILEGAL

Minhaz Lokhandwala  
DESAI & DIWANJI

Sarika Malhotra  
PWC INDIA

Vipender Mann  
KNM & PARTNERS, LAW OFFICES

Avadesh Marthur  
HARSH IMPEX

Gajendra Mehta  
NIMBUS CORPORATION

Isha Mehta  
KESAR DASS B & ASSOCIATES

Jitesh Mehta  
SOURCE INDIA

Preeti G. Mehta  
KANGA & CO.

Vikas Mehta  
PRADEEP TRADERS

Aathira Menon  
MAJUMUDAR & PARTNERS

Dhiraj Mhetre  
DESAI & DIWANJI

Sharad Mishra  
NEO MULTIMEDIA

Shivani Mishra  
NEO MULTIMEDIA

Saurabh Misra  
SAURABH MISRA & ASSOCIATES, ADVOCATES

Atul Mittal  
PWC INDIA

Rajesh Modani  
TRILEGAL

Manu Mohan  
MAYER BROWN

Moiz Motiwala  
SHARP AND TANNAN - MEMBER OF RUSSELL BEDFORD INTERNATIONAL

Shyamal Mukherjee  
PWC INDIA

Deepa Murthy  
FOX MANDAL & CO.

Vaidehi Naik  
PHOENIX LEGAL

Vidya Nashimath  
TOBOC

Dharmesh Panchal  
PWC INDIA

Madhav Pande

Janak Pandya  
NISHITH DESAI ASSOCIATES

Swagateeka Patel  
KESAR DASS B & ASSOCIATES

Sanjay Patil  
BDH INDUSTRIES LIMITED

Dhruv Paul  
TRILEGAL

Bhadrinath Madhusudan Pogul  
KALKI INTERNATIONAL

Madhusudan Venkatesh Pogul  
RENGA MATCH

Avinash Poojari  
NISHITH DESAI ASSOCIATES

Nitin Potdar  
J. SAGAR ASSOCIATES, ADVOCATES & SOLICITORS

M. Prabhakaran  
CONSULTA JURIS

Ajay Raghavan  
TRILEGAL

Ravishankar Raghavan  
MAJUMUDAR & PARTNERS

Mohan Rajasekharan  
PHOENIX LEGAL

Smrithi Ramesh  
BFS LEGAL

Ashok Ramgir  
HARSH IMPEX

Harsh Ramgir  
HARSH IMPEX

Neha Ranjit  
KHAITAN & CO.

Abhishek A. Rastogi  
PWC INDIA

S.B. Sawant  
S.B. SAWANT AND ASSOCIATES

Aayushi Sehgal  
KHAITAN & CO.

Rajesh Sehgal  
FOX MANDAL & CO.

Ramani Seshadri  
DPAS GROUPS

Parag Shah  
PARAG G SHAH AND ASSOCIATES

Tapaswani Shah  
JURIS CORP

Avnish Sharma  
AMARCHAND & MANGALDAS & SURESH A. SHROFF & CO.

Rupali Sharma  
KOCHHAR & CO.

K.M. Aasim Shehzad  
BFS LEGAL

Vikram Shroff  
NISHITH DESAI ASSOCIATES

Easha Singh  
PWC INDIA

Kartikaya Singh  
PHOENIX LEGAL

Ravinder Pal Singh  
INTERNATIONAL SURGICAL INDS.

Mukesh Singhal  
KNM & PARTNERS, LAW OFFICES

Arvind Sinha  
RCS PVT. LTD. BUSINESS ADVISORS GROUP

Rajat Ratan Sinha  
RCS PVT. LTD. BUSINESS ADVISORS GROUP

Vinay Sirohia  
AXON PARTNERS LLP

Anubha Sital  
TRILEGAL

Veena Sivaramakrishnan  
JURIS CORP

P.N. Swaroop  
MODERN CARGO SERVICES PVT. LTD.

Rajesh Tayal  
KNM & PARTNERS, LAW OFFICES

Chetan Thakkar  
KANGA & CO.

Shruti Thampi  
JURIS CORP

Piyush Thareja  
NEERAJ BHAGAT & CO.

Suhas Tuljapurkar  
LEGASIS SERVICES PVT. LTD.

Kanishka Tyagi  
KESAR DASS B & ASSOCIATES

Sameep Vijayvergiya  
DHINGRA & SINGH - ATTORNEYS-AT-LAW

Rajat Vohra  
TRILEGAL

Hufriz Wadia  
JURIS CORP

Ankita Wagle  
KOCHHAR & CO.

Sonam Wangmo  
JURIS CORP

Manoj Yadav  
NEERAJ BHAGAT & CO.

**INDONESIA**

ABR COUNSELOR AT LAW

DLA PIPER

JAKARTA PROVINCE'S BUILDING SUPERVISION & ADMINISTRATION OFFICE

Nafis Adwani  
ALI BUDIARDJO, NUGROHO, REKSODIPUTRO, MEMBER OF LEX MUNDI

Deni Agustinus Damayanto  
BRIGITTA I. RAHAYOE & PARTNERS

Wulan Anggiet Purnamasari  
SIMBOLON & PARTNERS LAW FIRM

Irina Anindita  
MAKARIM & TAIRA S.

Almer Apon  
IWA LOGISTICS (INDONESIA)

Hamud M. Balfas  
ALI BUDIARDJO, NUGROHO, REKSODIPUTRO, MEMBER OF LEX MUNDI

Benny Bernarto  
MAKARIM & TAIRA S.

Fabian Buddy Pascoal  
HANAFIAH PONGGAWA & PARTNERS

Ita Budhi  
PWC INDONESIA

Prianto Budi  
PT PRATAMA INDOMITRA KONSULTAN - MEMBER OF RUSSELL BEDFORD INTERNATIONAL

Tony Budidjaja  
BUIDIDAJA & ASSOCIATES LAW OFFICES

Juni Dani  
BUIDIDAJA & ASSOCIATES LAW OFFICES

Natasha Djamin  
OENTOENG SURIA & PARTNERS

Sani Eka Duta  
BANK INDONESIA

Donny Fadilah  
BAHAR & PARTNERS

Widigdy Sukma Gitaya  
WSG TAX ADVISOR

Detet Hardiansyah  
BUDIMAN AND PARTNERS

Erwandi Hendarta  
HADIPUTRANTO, HADINOTO & PARTNERS

Eddy Hendra  
HENDRA - SOENARDI

Joseph Hendrik  
MAKARIM & TAIRA S.

Alexander Augustinus Hutauruk  
HADIPUTRANTO, HADINOTO & PARTNERS

Brigitta Imam Rahayoe  
BRIGITTA I. RAHAYOE & PARTNERS

Adiwidya Imam Rahayu  
BRIGITTA I. RAHAYOE & PARTNERS

Darrell R. Johnson  
SOEWITO SUHARDIMAN EDDYMURTHY KARDONO

Mirza Karim  
KARIMSYAH LAW FIRM

Galinar R. Kartakusuma  
MAKARIM & TAIRA S.

Theo Kumaat  
INDONESIAN LOGISTICS AND FORWARDERS ASSOCIATION

Herry N. Kurniawan  
ALI BUDIARDJO, NUGROHO, REKSODIPUTRO, MEMBER OF LEX MUNDI

Winita E. Kusnandar  
KUSNANDAR & CO.

Diana Kusumasari  
SIMBOLON & PARTNERS LAW FIRM

Arno F. Rizaldi Kwok  
KUSNANDAR & CO.

Eddy M. Leks  
LEKS & CO.

Ferry P. Madian  
ALI BUDIARDJO, NUGROHO, REKSODIPUTRO, MEMBER OF LEX MUNDI

Benny Marbun  
PT PLN (PERSERO) INDONESIA STATE ELECTRICITY CORPORATION

Heru Mardijarto  
MAKARIM & TAIRA S.

Angela Maryska  
HENDRA - SOENARDI

Ella Melany  
HANAFIAH PONGGAWA & PARTNERS

Noor Meurling  
OENTOENG SURIA & PARTNERS

Nico Mooduto  
SOEWITO SUHARDIMAN EDDYMURTHY KARDONO

Dimas Nanda  
HADIPUTRANTO, HADINOTO & PARTNERS

Mia Noni Yuniar  
BRIGITTA I. RAHAYOE & PARTNERS

Betty Panggabean  
SIMBOLON & PARTNERS LAW FIRM

Soenardi Pardi  
HENDRA - SOENARDI

Ivor Pasaribu  
LEKS & CO.

Ay Tijing Phan  
PWC INDONESIA

Denny Rahmansyah  
SOEWITO SUHARDIMAN EDDYMURTHY KARDONO

Sophia Rengganis  
PWC INDONESIA

Adrio Rivadi  
KUSNANDAR & CO.

Gatot Sanyoto  
KUSNANDAR & CO.

Mahardikha K. Sardjana  
HADIPUTRANTO, HADINOTO & PARTNERS

Nur Asyura Anggini Sari  
BANK INDONESIA

Nova Ismayanti Saroso  
SOEWITO SUHARDIMAN EDDYMURTHY KARDONO

Marinza Savanthy  
WIDYAWAN & PARTNERS

Natasha A. Sebayang  
SOEWITO SUHARDIMAN EDDYMURTHY KARDONO

Arie Setiawan  
PT SAHABAT UTAMA INDONESIA

Indra Setiawan  
ALI BUDIARDJO, NUGROHO, REKSODIPUTRO, MEMBER OF LEX MUNDI

Taji M. Sianturi  
TAJI & REKAN

Bernard Sihombing  
BUIDIDAJA & ASSOCIATES LAW OFFICES

Ricardo Simanjuntak  
RICARDO SIMANJUNTAK & PARTNERS



Yudianta Medio N. Simbolon  
SIMBOLON & PARTNERS LAW FIRM

Atik Susanto  
ONTOENG SURIA & PARTNERS

Teuku Anggra Syahreza  
ALI BUDIARDJO, NUGROHO,  
REKSODIPUTRO, MEMBER OF LEX MUNDI

Offy Syofiah  
KARIMSYAH LAW FIRM

Calma Taher  
WIDYAWAN & PARTNERS

Febiriyansa Tandjung  
LEKS & CO.

S.H. Anggra Syah Reza Tengku  
ALI BUDIARDJO, NUGROHO,  
REKSODIPUTRO, MEMBER OF LEX MUNDI

Yuliana Tjhai  
BAHAR & PARTNERS

Hanum Ariana Tobing  
BUDIADIA & ASSOCIATES LAW OFFICES

Gatot Triprasetyo  
WIDYAWAN & PARTNERS

Wahyu Tunggono  
ARAMEX INTERNATIONAL (INDONESIA)

Runi Tusita  
PWC INDONESIA

Yukiko Lyla Usman  
BANK INDONESIA

Ilham Wahyu  
ALI BUDIARDJO, NUGROHO,  
REKSODIPUTRO, MEMBER OF LEX MUNDI

Adhie Wicaksono  
BANK INDONESIA

Aditya Keshu Wijayanto  
WIDYAWAN & PARTNERS

## IRAN, ISLAMIC REP.

Camellia Abdolsamad  
INTERNATIONAL LAW OFFICE OF DR.  
BEHROOZ AKHLAGHI & ASSOCIATES

Morteza Adeb  
REGISTRATION COMPANIES OFFICE

Hamid Reza Adabi  
STATE ORGANIZATION FOR  
REGISTRATION OF DEEDS & PROPERTIES  
OF ISLAMIC REPUBLIC OF IRAN

Nazem Ahmadian Nasrabadi  
STATE ORGANIZATION FOR  
REGISTRATION OF DEEDS & PROPERTIES  
OF ISLAMIC REPUBLIC OF IRAN

Hamede Akhavan  
SECURITIES AND EXCHANGE  
ORGANIZATION OF IRAN

Behrooz Akhlaghi  
INTERNATIONAL LAW OFFICE OF DR.  
BEHROOZ AKHLAGHI & ASSOCIATES

Mehrdad Asadpour  
ORGANIZATION FOR INVESTMENT,  
ECONOMIC & TECHNICAL ASSISTANCE  
OF IRAN

Gholam Ali Asghari  
GREAT TEHRAN ELECTRICITY  
DISTRIBUTION COMPANY (GTEDC)

Hassan Badamchi  
HAMI LEGAL SERVICES

Mohammad Badamchi  
HAMI LEGAL SERVICES

Rambod Barandoust  
CONSULTANT

Hamid Berenjar  
OFFICE OF HAMID BERENJAR

Golsa Daghighi  
INTERNATIONAL LAW OFFICE OF DR.  
BEHROOZ AKHLAGHI & ASSOCIATES

Morteza Dezfouliau  
MORTEZA

Mahmoud Ebadi Tabrizi  
LAW OFFICES M. EBADI TABRIZI &  
ASSOCIATES ATTORNEYS-AT-LAW

Maryam Ebrahimi  
TEHRAN STOCK EXCHANGE (TSE)

Mona Ebrahimi  
IMIDRO

Ahmad Ehtesham  
TAVAKOLI & SHAHABI

Shirzad Eslami  
OWJ LAW OFFICE

Hossein Fahimi  
SECURITIES AND EXCHANGE  
ORGANIZATION OF IRAN

Zahra Farzalian  
STATE ORGANIZATION FOR  
REGISTRATION OF DEEDS & PROPERTIES  
OF ISLAMIC REPUBLIC OF IRAN

Hengameh Fazeli Daie Zangi  
STATE ORGANIZATION FOR  
REGISTRATION OF DEEDS & PROPERTIES  
OF ISLAMIC REPUBLIC OF IRAN

Behazin Hasibi  
INTERNATIONAL LAW OFFICE OF DR.  
BEHROOZ AKHLAGHI & ASSOCIATES

Bahareh Hedayat  
INTERNATIONAL LAW OFFICE OF DR.  
BEHROOZ AKHLAGHI & ASSOCIATES

S. Hamid Hosseini  
MERAAT INTERNATIONAL GROUP

Morad Iranzadi  
DARA POOYA

Nassim Jahanbani  
GREAT TEHRAN ELECTRICITY  
DISTRIBUTION COMPANY (GTEDC)

Mohammad Jalili  
IRAN CREDIT SCORING

Seyed Hamid Jelveh Tabaei  
REGISTRATION COMPANIES OFFICE

Farid Kani  
ATIEH ASSOCIATES

Behnam Khatami  
ATIEH ASSOCIATES

Amir Kheirollahy  
HT Co, LTD.

Isar Khodadadi  
BEHIN MOSHAVERAN

Majid Mahallati  
MAHALLATI & CO. CHARTERED  
ACCOUNTANTS

Shahrzad Majdameli  
INTERNATIONAL LAW OFFICE OF DR.  
BEHROOZ AKHLAGHI & ASSOCIATES

Gholam Reza Malekshoar  
CENTRAL BANK OF THE ISLAMIC  
REPUBLIC OF IRAN

Seyed Ali Mirshafiei  
TEHRAN CHAMBER OF COMMERCE,  
INDUSTRIES AND MINES

Fatemeh Sadat Mirsharifi  
MINISTRY OF COMMERCE

Seyedeh Fatemeh Moghimi  
SADID BAR INT TRANSPORT

Seyed Iman Mohammadian  
INTERNATIONAL LAW OFFICE OF DR.  
BEHROOZ AKHLAGHI & ASSOCIATES

Mozaffar Mohammadian  
TEEMA BAR INTERNATIONAL TRANSPORT

Shahram Moradi  
MORADI LAWYER COMPANY

Farmand Pourkarim  
TEHRAN MUNICIPALITY - FANAVERAN  
SHAHR CO.

Shahla Pournazeri  
LAW OFFICES OF SHAHLA POURNAZERI  
& ASSOCIATES

Mohamad Rezayi Mazrae

Akram Roozbeh  
TAVAKOLI & SHAHABI

Amin Setayesh  
STATE ORGANIZATION FOR  
REGISTRATION OF DEEDS & PROPERTIES  
OF ISLAMIC REPUBLIC OF IRAN

Encyeh Seyed Sadr  
INTERNATIONAL LAW OFFICE OF DR.  
BEHROOZ AKHLAGHI & ASSOCIATES

Ahmad Shabanifard  
BARID SAMANEH NOVIN

Samaneh Shafiee

Ali Shahabi  
INTERNATIONAL LAW OFFICE OF DR.  
BEHROOZ AKHLAGHI & ASSOCIATES

Narges Shariati  
INTERNATIONAL LAW OFFICE OF DR.  
BEHROOZ AKHLAGHI & ASSOCIATES

Farzan Shirvanbeigi  
TEHRAN MUNICIPALITY - FANAVERAN  
SHAHR CO.

Rajat Ratan Sinha  
RCS PVT. LTD. BUSINESS ADVISORS  
GROUP

Mohammad Soltani  
SECURITIES AND EXCHANGE  
ORGANIZATION OF IRAN

Sahar Sotodehnia  
INTERNATIONAL LAW OFFICE OF DR.  
BEHROOZ AKHLAGHI & ASSOCIATES

Abbas Taghipour  
CENTRAL BANK OF THE ISLAMIC  
REPUBLIC OF IRAN

Mazyar Tataie  
TAVAKOLI & SHAHABI

Ebrahim Tavakoli  
TAVAKOLI & SHAHABI

Meghdad Torabi  
TAVAKOLI & SHAHABI

## IRAQ

ERNST & YOUNG

Riyadh Adnan Al-Haidary  
USAID-TARRABOT

Marie Antoinette Airut  
AIRUT LAW OFFICES

Ahmed Al-Jannabi  
MENA ASSOCIATES, MEMBER OF  
AMERELLER RECHTSANWÄLTE

Florian Amereller  
AMERELLER RECHTSANWÄLTE

Munther B. Hamoudi  
AL ATTAR REAL ESTATE OFFICE

Majed Butrous  
Thomas David

PANALPINA GULF

Ahmed Dawood  
BAYT AL-HIKMAH FOR LEGAL SERVICES  
AND CONSULTANCY LLC

Jabar Hamza Lateef

Stephan Jäger  
AMERELLER RECHTSANWÄLTE

Rasha Nadeem  
BAYT AL-HIKMAH FOR LEGAL SERVICES  
AND CONSULTANCY LLC

Ammar Naji  
CONFLUENT LAW GROUP

Omar Salih  
TALAL ABU GHAZALEH LEGAL (TAG-  
LEGAL)

Ahmed Salih Al-Janabi  
MENA ASSOCIATES, MEMBER OF  
AMERELLER RECHTSANWÄLTE

Claus Schmidt  
PANALPINA GULF

Abdelrahman Sherif  
MENA ASSOCIATES, MEMBER OF

AMERELLER RECHTSANWÄLTE

Stephan Stephan  
PWC JORDAN

Khaled Yaseen  
AL-SAQER ADVISERS & LEGAL SERVICES

Dahlia Zamel  
MENA ASSOCIATES, MEMBER OF  
AMERELLER RECHTSANWÄLTE

Haythem Zayed  
PWC JORDAN

Ilza Zwein  
AIRUT LAW OFFICES

## IRELAND

PWC IRELAND

Sarah Berkery  
DILLON EUSTACE

Alan Browning  
LK SHIELDS SOLICITORS, MEMBER OF  
IUS LABORIS

John Comerford  
COONEY CAREY - MEMBER OF RUSSELL  
BEDFORD INTERNATIONAL

Áine Connor  
PHILIP LEE

Richard Curran  
LK SHIELDS SOLICITORS, MEMBER OF  
IUS LABORIS

Amanda Daly  
MATHESON

William Darmody  
LK SHIELDS SOLICITORS, MEMBER OF  
IUS LABORIS

Emma Doherty  
MATHESON

Gavin Doherty  
EUGENE F. COLLINS SOLICITORS

Eoghan Doyle  
PHILIP LEE

John Doyle  
DILLON EUSTACE

Ray Duffy  
THE PROPERTY REGISTRATION  
AUTHORITY

Bryan Dunne  
MATHESON

Jamie Ensor  
DILLON EUSTACE

Frank Flanagan  
MASON HAYES & CURRAN

Aileen Gittens  
ARTHUR COX, MEMBER OF LEX MUNDI

Thomas Johnson  
IRISH BUILDING CONTROL INSTITUTE

William Johnston  
ARTHUR COX, MEMBER OF LEX MUNDI

Georgina Kabemba  
MATHESON

Jonathan Kelly  
PHILIP LEE

Maeve Larkin  
ARTHUR COX, MEMBER OF LEX MUNDI

Mary Liz Mahony  
ARTHUR COX, MEMBER OF LEX MUNDI

Jamie McGee  
ARTHUR COX, MEMBER OF LEX MUNDI

Kevin Meehan  
COMPASS MARITIME LTD.

Shane Neville  
LK SHIELDS SOLICITORS, MEMBER OF  
IUS LABORIS

Michael O'Connor  
MATHESON

Deirdre O'Mahony  
ARTHUR COX, MEMBER OF LEX MUNDI

Robert O'Shea  
MATHESON

Maurice Phelan  
MASON HAYES & CURRAN

Sinead Power  
IRISH CREDIT BUREAU

Jilian Pringle  
OLM CONSULTANCY

Kevin Quinn  
PWC IRELAND

John Ruddy  
MATHESON

Brendan Sharkey  
REDDY CHARLTON

Gavin Simons  
DANIEL MURPHY SOLICITORS

Caroline Sommers  
MATHESON

Lorcan Tiernan  
DILLON EUSTACE

Mark Traynor  
A&L GOODBODY

Joe Tynan  
PWC IRELAND

Barry Walsh  
MASON HAYES & CURRAN

Colm Walsh  
IRISH INTERNATIONAL FREIGHT  
ASSOCIATION

Maeve Walsh  
REDDY CHARLTON

Patrick Walsh  
PHILIP LEE

Tadhg Whelan  
MASON HAYES & CURRAN

## ISRAEL

A. MOSKOVITS & SONS LTD.

Hilman & Co. CPAs (Isr.)  
Moshe Balter

BALTER, GUTH, ALONI LLP

Yuval Bar-Gil  
YIGAL ARNON & CO.

Ofer Bar-On  
SHAVIT BAR-ON GAL-ON TZIN  
YAGUR, LAW OFFICES

Jacob Ben-Chitrit  
YIGAL ARNON & CO.

Jeremy Benjamin  
GOLDFARB SELIGMAN & CO.

Ron Ben-Menachem  
HERZOG, FOX & NEEMAN

Marina Benvenisti  
RUTH CARGO

Moshe Ben-Yair  
PUBLIC UTILITY AUTHORITY-  
ELECTRICITY

Rona Bergman Naveh  
GROSS, KLEINHENDLER, HODAK,  
HALEVY, GREENBERG & CO.

Nohar Bresler  
FISCHER BEHAR CHEN WELL ORION  
AND CO

Roy Caner  
ERDINAST BEN NATHAN & CO.  
ADVOCATES

Yitzchak Chikorel  
DELOITTE LLP

Doron Cohen  
RAVEH, RAVID & CO CPAs - MEMBER  
OF RUSSELL BEDFORD INTERNATIONAL

Rona Cohen  
ERDINAST BEN NATHAN & CO.  
ADVOCATES

Danny Dilbury  
GOLDFARB SELIGMAN & CO.



Jacob Enoch  
M. FIRON & CO.

Ran Feldman  
S. HOROWITZ & CO., MEMBER OF  
LEX MUNDI

Israel Fischer  
FISCHER BEHAR CHEN WELL ORION  
AND CO

Keren Freund  
GOLDFARB SELIGMAN & CO.

Shmulik Fried  
GOLDFARB SELIGMAN & CO.

Eliran Furman  
YIGAL ARNON & CO.

Viva Gayer  
ERDINAST BEN NATHAN & CO.  
ADVOCATES

Tuvia Geffen  
NASCHITZ, BRANDES & CO.

Orna Golan  
THE ISRAEL ELECTRIC CORPORATION  
LTD. - DAN DISTRICT

Ido Gonen  
GOLDFARB SELIGMAN & CO.

Ruth Grant-Porat  
THE ISRAEL ELECTRIC CORPORATION  
LTD. - DAN DISTRICT

Amos Hacmun  
HESKIA-HACMUN LAW FIRM

Liron HaCohen  
YIGAL ARNON & CO.

Aharon Havdala  
THE ISRAEL ELECTRIC CORPORATION  
LTD. - DAN DISTRICT

Yael Hershkowitz  
GROSS, KLEINHENDLER, HODAK,  
HALEVY, GREENBERG & CO.

Yossi Katsav  
RUTH CARGO

Zeev Katz  
PWC ISRAEL

Vered Kirshner  
PWC ISRAEL

Orna Kornreich-Cohen  
SHAVIT BAR-ON GAL-ON TZIN  
YAGUR, LAW OFFICES

Meira Kowalsky  
EFRAT-KOWALSKY ARCHITECTS

Ezra Izy Levy  
HAIM NATHANIEL LTD

Michal Liberman  
S. HOROWITZ & CO., MEMBER OF  
LEX MUNDI

Danielle Loewenstein  
S. HOROWITZ & CO., MEMBER OF  
LEX MUNDI

Amnon Lorch  
YIGAL ARNON & CO.

Michael Mograbi  
PELTRANSPORT

Rotem Muntner  
RUTH CARGO

Doron Nathaniel  
HAIM NATHANIEL LTD

Aviv Neter  
HAIM NATHANIEL LTD

Gil Oren  
YIGAL ARNON & CO.

Yuval Peled  
DELOITTE LLP

Yoav Razin  
NASCHITZ, BRANDES & CO.

Mirit Reif  
HACOHEN WOLF LAW OFFICES

Nimrod Rosenblum  
EPSTEIN ROSENBLUM MAOZ (ERM)

Eyal Rosovsky  
ZELERMAYER, PELOSSOF, ROSOVSKY,  
TSAFRIR, TOLEDANO & CO.

Doron Sadan  
PWC ISRAEL

Eyal Shaltieli  
HERZOG, FOX & NEEMAN

Amir Shani  
AMIT (PANALPINA)

Daniel Singerman  
BUSINESS DATA ISRAEL + PERSONAL  
CHECK

Eran Taussig  
BALTER, GUTH, ALONI LLP

Eylam Weiss  
WEISS-PORAT & CO.

Zeev Weiss  
WEISS-PORAT & CO.

Dave Wolf  
HACOHEN WOLF LAW OFFICES

## ITALY

Marco Sebastiano Accorrà  
PWC - TAX AND LEGAL SERVICES

Fabrizio Acerbis  
PWC ITALY

Giuseppe Alemani  
ALEMANI E ASSOCIATI

Mario Altavilla  
UNIONCAMERE

Federico Antich  
STUDIO DELL'AVVOCATO ANTICH

Stefano Aprile  
PENAL COURT OF ROME

Roberto Argeri  
CLEARY GOTTlieb STEEN & HAMILTON  
LLP

Gaetano Arnò  
PWC - TAX AND LEGAL SERVICES

Romina Ballanca  
PWC - TAX AND LEGAL SERVICES

Paola Barazzetta  
PWC - TAX AND LEGAL SERVICES

Gianluigi Baroni  
PWC - TAX AND LEGAL SERVICES

Giuseppe Battaglia  
PORTOLANO CAVALLO STUDIO LEGALE

Alvise Becker  
PWC - TAX AND LEGAL SERVICES

Vlad Beffa  
STUDIO SAVOIA

Susanna Beltramo  
STUDIO LEGALE BELTRAMO

Gianluca Borghetto  
NUNZIANTE MAGRONE

Giampaolo Botta  
SPEDIPTO - ASSOCIAZIONE  
SPEDIZIONIERI CORRIERI E  
TRASPORTATORI DI GENOVA

Carmine Bruno  
STUDIO LEGALE ASSOCIATO AD ASHURST  
LLP

Claudio Burello  
PWC - TAX AND LEGAL SERVICES

Sergio Calderera  
ALMAVIVA S.P.A. - DIREZIONE AFFARI  
LEGALI

Gianluca Cambareri  
TONUCCI & PARTNERS, IN ALLIANCE  
WITH MAYER BROWN LLP

Stefano Cancarini  
PWC - TAX AND LEGAL SERVICES

Alessandro Cardia  
GRIECO E ASSOCIATI

Carlo Pozzi  
APRILE S.P.A.

Cecilia Carrara  
LEGANCE - STUDIO LEGALE ASSOCIATO

Paolo Carta  
ACEA S.P.A.

Fausto Caruso  
NCTM - STUDIO LEGALE ASSOCIATO

Gennaro Cassiani  
GC ARCHITECTURE BUREAU

Maria Castiglione Minischetti  
PWC - TAX AND LEGAL SERVICES

Lucia Ceccarelli  
PORTOLANO CAVALLO STUDIO LEGALE

Giorgio Cherubini  
PIROLA PENNUTO ZEI & ASSOCIATI

Stefano Colla  
PWC - TAX AND LEGAL SERVICES

Fabrizio Colonna  
LCA - LEGA COLUCCI E ASSOCIATI

Mattia Colonnelli de Gasperis  
COLONNELLI DE GASPERIS STUDIO  
LEGALE

Barbara Corsetti  
PORTOLANO CAVALLO STUDIO LEGALE

Filippo Corsini  
CHIOMENTI STUDIO LEGALE

Barbara Cortesi  
STUDIO LEGALE GUASTI

Catherine Costaggu  
CLEARY GOTTlieb STEEN & HAMILTON  
LLP

Domenica Cotroneo  
PWC - TAX AND LEGAL SERVICES

Massimo Cremona  
PIROLA PENNUTO ZEI & ASSOCIATI

Salvatore Cuzzocrea  
PWC - TAX AND LEGAL SERVICES

Antonio De Martinis  
SPASARO DE MARTINIS LAW FIRM

Raffaella De Martinis  
SPASARO DE MARTINIS LAW FIRM

Francesca De Paolis  
TARTER KRINSKY DROGIN LLP

Rosa Del Sindaco  
ABBATESCIANNI STUDIO LEGALE E  
TRIBUTARIO

Claudio Di Falco  
CLEARY GOTTlieb STEEN & HAMILTON  
LLP

Antonella Di Maria  
M&M ASSOCIATI

Maria Di Noia  
BANK OF ITALY

Emanuele Ferrari  
STUDIO NOTARILE FERRARI

Maddalena Ferrari  
STUDIO NOTARILE FERRARI

Giuseppe Ferrelli  
STUDIO LEGALE SINATRA

Barbara Mirta Ferri  
PWC - TAX AND LEGAL SERVICES

Gianclaudio Fischetti  
PWC - TAX AND LEGAL SERVICES

Giulia Minetti Floccari  
STUDIO LEGALE ASSOCIATO AD ASHURST  
LLP

Paola Flora  
STUDIO LEGALE ASSOCIATO AD ASHURST  
LLP

Pier Andrea Fré Torelli Massini  
CARABBA & PARTNERS

Paolo Gallarati  
NCTM - STUDIO LEGALE ASSOCIATO

Andrea Gangemi  
PORTOLANO CAVALLO STUDIO LEGALE

Daniele Geronzi  
LEGANCE - STUDIO LEGALE ASSOCIATO

Carlo Ghia  
GHIA LAW FIRM

Enrica Maria Ghia  
GHIA LAW FIRM

Lucio Ghia  
GHIA LAW FIRM

Vincenzo Fabrizio Giglio  
GIGLIO & SCOFFERI STUDIO LEGALE  
DEL LAVORO

Andrea Grappelli  
TONUCCI & PARTNERS, IN ALLIANCE  
WITH MAYER BROWN LLP

Antonio Grieco  
GRIECO E ASSOCIATI

Valentino Guarini  
PWC - TAX AND LEGAL SERVICES

Federico Guasti  
STUDIO LEGALE GUASTI

Francesco Iodice  
CLEARY GOTTlieb STEEN & HAMILTON  
LLP

Giovanni Izzo  
ABBATESCIANNI STUDIO LEGALE E  
TRIBUTARIO

Ignazio la Candia  
PIROLA PENNUTO ZEI & ASSOCIATI

Laura Liguori  
ORSINGERH ORTU - AVVOCATI  
ASSOCIATI

Alessandra Livreri  
A. HARTRODT ITALIANA SRL

Enrico Lodi  
CRIF S.P.A.

Cesare Lombrasa  
STUDIO LEGALE LOMBRASSA

Riccardo Lonardi  
PWC - TAX AND LEGAL SERVICES

Artemisia Lorusso  
TONUCCI & PARTNERS, IN ALLIANCE  
WITH MAYER BROWN LLP

Paolo Lucarini  
PWC ITALY

Stefano Macchi di Cellere  
JONES DAY

Matteo Magistrelli  
PORTOLANO CAVALLO STUDIO LEGALE

Giorgio Marcolongo  
SOREFISA S.P.A.

Fabrizio Mariotti  
STUDIO LEGALE BELTRAMO

Donatella Martinelli  
STUDIO LEGALE ASSOCIATO TOMMASINI  
E MARTINELLI

Pietro Masi  
PORTOLANO CAVALLO STUDIO LEGALE

Laura Mellone  
BANK OF ITALY

Priscilla Merlino  
NUNZIANTE MAGRONE

Andrea Messuti  
LCA - LEGA COLUCCI E ASSOCIATI

Luca Milan  
STUDIO ASSOCIATO GIANNESI MILAN

Stefano Miniati  
PWC - TAX AND LEGAL SERVICES

Marco Monaco Sorge  
TONUCCI & PARTNERS, IN ALLIANCE  
WITH MAYER BROWN LLP

Luisa Monti  
CRIF S.P.A.

Micael Montinari  
PORTOLANO CAVALLO STUDIO LEGALE

Daniela Morante  
MILAN CHAMBER OF ARBITRATION

Valeria Morosini  
TOFFOLETTO E SOCI LAW FIRM, MEMBER  
OF IUS LABORIS

Serena Nasuti  
JONES DAY

Davide Neirrotti  
PWC - TAX AND LEGAL SERVICES

Gianmatteo Nunziante  
NUNZIANTE MAGRONE

Francesco Nuzzolo  
PWC ITALY

Aldo Olivo  
OM ARCHITETTI

Luciano Panzani  
TORINO COURT OF FIRST INSTANCE

Sara Parmiggiani  
CLEARY GOTTlieb STEEN & HAMILTON  
LLP

Giovanni Patti  
ABBATESCIANNI STUDIO LEGALE E  
TRIBUTARIO

Yan Pecoraro  
PORTOLANO CAVALLO STUDIO LEGALE  
LLP

Davide Petris  
PORTOLANO CAVALLO STUDIO LEGALE

Angelo Piraino  
CIVIL COURT OF TERMINI IMERESE  
(PALERMO)

Andrea Pivanti  
GHIA LAW FIRM

Maria Progida  
PWC - TAX AND LEGAL SERVICES

Laura Prosperetti  
CLEARY GOTTlieb STEEN & HAMILTON  
LLP

Giulia Quatrini  
PORTOLANO CAVALLO STUDIO LEGALE

Laura Ratto  
APL SRL

Sharon Reilly  
LABLAW STUDIO LEGALE

Fabrizio Revelli  
LAWYER

Arnaldo Righetti  
1877 STEIN SRL

Consuelo Rigo  
CRIF S.P.A.

Marianna Ristuccia  
RISTUCCIA & TUFARELLI

Filippo Maria Riva  
PWC - TAX AND LEGAL SERVICES

Carlo Umberto Rossi  
ROSSI & ROSSI LAW FIRM

Davide Rossini  
APL SRL

Michele Salemo  
KRCOM

Francesca Salerno  
LEGANCE - STUDIO LEGALE ASSOCIATO

Mike Salerno  
KRCOM

Filippo Savoia  
STUDIO SAVOIA

Lamberto Schiona  
STUDIO LEGALE SCHIONA

Mario Scofferi  
GIGLIO & SCOFFERI STUDIO LEGALE  
DEL LAVORO

Alice Scotti  
STUDIO LEGALE GUASTI

Susanna Servi  
CARABBA & PARTNERS

Massimiliano Silveti  
Nunziante Magrone

Carlo Sinatra  
STUDIO LEGALE SINATRA

Luca Spallarossa  
APRILE S.P.A.

Annalisa Stirpe  
ABBATESCIANNI STUDIO LEGALE E  
TRIBUTARIO

Elisa Sulcis  
STUDIO LEGALE SINATRA

Andrea Tedioli  
STUDIO LEGALE TEDIOLI

Francesca Tironi  
PWC - TAX AND LEGAL SERVICES

Giacinto Tommasini  
STUDIO LEGALE ASSOCIATO TOMMASINI  
E MARTINELLI

Luca Tufarelli  
RISTUCCIA & TUFARELLI

Laura Tumolo  
NCTM - STUDIO LEGALE ASSOCIATO

Simona Urciuoli  
PWC - TAX AND LEGAL SERVICES

Rachele Vacca de Dominicis  
GRIECO E ASSOCIATI

Mario Valentini  
PIROLA PENNUTO ZEI & ASSOCIATI

Vito Vittore  
NUNZIANTE MAGRONE

Giovanni Vivarelli  
ACEA S.P.A.

Bruno Benvenuto Zerbini  
STUDIO LEGALE BELTRAMO

Filippo Zucchinelli  
PWC - TAX AND LEGAL SERVICES

## JAMAICA

THE SHIPPING ASSOCIATION OF  
JAMAICA

Martin Addington  
INTERPLAN

Frances Blair  
NATIONAL ENVIRONMENT & PLANNING  
AGENCY

Christopher Bovell  
DUNNCOX

Mitzie W. Gordon Burke-Green  
JAMAICA TRADING SERVICES LTD.

Leon Campbell  
LANNAMAN AND MORRIS GROUP  
LIMITED

Errington Case  
JAMAICA PUBLIC SERVICE COMPANY  
LIMITED

Carl Chen  
CARL CHEN & ASSOCIATES

Colleen Coleman-Wright  
LEX CARIBBEAN

Joseph Cooper  
TERRENCE COOPER  
CRIF-NIM CREDIT ASSURE LTD.

Eric Crawford  
PWC JAMAICA

Jemelia Davis  
THE SUPREME COURT OF JAMAICA

Megan Deane  
CREDITINFO JAMAICA LIMITED

Natalie Farrell-Ross  
MYERS, FLETCHER & GORDON, MEMBER  
OF LEX MUNDI

Nicole Foga  
FOGA DALEY

Rivi Gardener  
RIVI GARDENER & ASSOCIATE LTD.

Hugh Gordon  
NATIONAL ENVIRONMENT & PLANNING  
AGENCY

Herbert Winston Grant  
GRANT, STEWART, PHILLIPS & CO.

Lissa L. Grant  
PRIDE JAMAICA

Carla-Anne Harris Roper  
MINISTRY OF LABOUR AND SOCIAL  
SECURITY

Meris Haughton  
TAX ADMINISTRATION JAMAICA

Wilbert Hoo  
JAMAICA MECHANICAL & ELECTRICAL  
ENGINEERING

Donovan Jackson  
NUNES, SCHOLEFIELD DELEON & CO.

Christine Johnston  
JAMAICA FREIGHT AND SHIPPING CO.  
LIMITED

Peter Knight  
NATIONAL ENVIRONMENT & PLANNING  
AGENCY

Joan Lawla  
MANAGER, ACADEMICIAN

Grace Lindo  
NUNES, SCHOLEFIELD DELEON & CO.

Noelle Llewellyn Heron  
TAX ADMINISTRATION SERVICES  
DEPARTMENT

Melinda Lloyd  
JAMAICA PUBLIC SERVICE COMPANY  
LIMITED

Denise Lyn Fatt  
FREIGHT HANDLERS LIMITED

Zaila McCalla  
THE SUPREME COURT OF JAMAICA

Mark McConnell  
BARE NUTRITION LIMITED

Karen McHugh  
PWC JAMAICA

Andrine McLaren  
KINGSTON AND ST. ANDREW  
CORPORATION

Alton Morgan  
LEGIS-ALTON E. MORGAN & CO.  
ATTORNEYS-AT-LAW

Viveen Morrison  
PWC JAMAICA

Wilford Morrison  
COMPANIES OFFICE OF JAMAICA

Nardia Pessoa-White  
PRIDE JAMAICA

Gina Philipps Black  
MYERS, FLETCHER & GORDON, MEMBER  
OF LEX MUNDI

Judith Ramlogan  
COMPANIES OFFICE OF JAMAICA

Andrea E. Rattray  
RATTRAY PATTERSON RATTRAY

Hilary Reid  
MYERS, FLETCHER & GORDON, MEMBER  
OF LEX MUNDI

Andre Rochester  
MARITIME AND TRANSPORT LIMITED

Norman Shand  
KINGSTON AND ST. ANDREW  
CORPORATION

Stephanie Sterling  
MYERS, FLETCHER & GORDON, MEMBER  
OF LEX MUNDI

Arturo Stewart  
GRANT, STEWART, PHILLIPS & CO.

Douglas Stiebel  
STIEBEL & COMPANY LIMITED

Marjorie Straw  
JAMAICA PROMOTIONS CORPORATION  
(JAMPRO)

Humphrey Taylor  
TAYLOR CONSTRUCTION LTD.

Lorraine Thomas-Harris  
LTN LOGISTICS INTERNATIONAL CO.  
LTD.

Humphrey Taylor  
TAYLOR CONSTRUCTION LTD.

Lorraine Thomas-Harris  
LTN LOGISTICS INTERNATIONAL CO.  
LTD.

Vivienne Thompson  
INTERNATIONAL SHIPPING LIMITED

Loxley Tulloch  
GATEWAY SHIPPING INTERNATIONAL  
LIMITED

Debra Wahlberg  
PRIDE JAMAICA

Junior Waugh  
JAMAICA SOCIETY OF CUSTOMS  
BROKERS

Colleen Weise

Donovan Wignall  
MAIRTRANS INTERNATIONAL LOGISTICS  
LTD.

Sophia Williams  
NATIONAL LAND AGENCY

Maia Wilson  
LEX CARIBBEAN

Angelean Young-Daley  
JAMAICA PUBLIC SERVICE COMPANY  
LIMITED

## JAPAN

PWC JAPAN

TOKYO ELECTRIC POWER COMPANY INC.

Marie Eguchi  
ATSUMI & SAKAI

Naoaki Eguchi  
BAKER & MCKENZIE

Toyoki Emoto  
ATSUMI & SAKAI

Miho Fujita  
ADACHI, HENDERSON, MIYATAKE &  
FUJITA

Tatsuya Fukui  
ATSUMI & SAKAI

Shinnosuke Fukuoka  
NISHIMURA & ASAH

Mika Haga  
DAVIS & TAKAHASHI

Yuichi Hasegawa  
ADACHI, HENDERSON, MIYATAKE &  
FUJITA

Akiko Hiraoka  
ATSUMI & SAKAI

Katsuo Hosoyama  
AZABU AIWA & CO.

Tomomi Kagawa  
CREDT INFORMATION CENTER CORP.

Chie Kasahara  
ATSUMI & SAKAI

Takahiro Kato  
NISHIMURA & ASAH

Kohei Kawamura  
NISHIMURA & ASAH

Hayato Kimura  
ATSUMI & SAKAI

Reiko Koizumi  
ATSUMI & SAKAI

Kenichi Kojima  
USHIJIMA & PARTNERS

Yasuyuki Kuribayashi  
CITY-YUWA PARTNERS

Yukie Kurosawa  
O'MELVENY & MYERS LLP

Yoji Maeda  
O'MELVENY & MYERS LLP

Takafumi Masukata  
NIPPON EXPRESS CO., LTD.

Nobuaki Matsuoka  
OSAKA INTERNATIONAL LAW OFFICES

Ryoya Megumi  
NISHIMURA & ASAH

Toshio Miyatake  
ADACHI, HENDERSON, MIYATAKE &  
FUJITA

Michihiro Mori  
NISHIMURA & ASAH

Hirosato Nabika  
CITY-YUWA PARTNERS

Haruka Onishi  
NISHIMURA & ASAH

Takashi Saito  
CITY-YUWA PARTNERS

Yuka Sakai  
CITY-YUWA PARTNERS

Rieko Sasaki  
ATSUMI & SAKAI

Takefumi Sato  
ANDERSON MORI & TOMOTSUNE

Yoshihito Shibata  
BINGHAM MCCUTCHEN MURASE,  
SAKAI MIMURA AIZAWA - FOREIGN  
LAW JOINT ENTERPRISE

Tomoko Shimomukai  
NISHIMURA & ASAH

Hiroaki Shinomiya  
DAVIS & TAKAHASHI

Kentaro Shoji  
O'MELVENY & MYERS LLP

Sachiko Sugawara  
ATSUMI & SAKAI

Yuri Suzuki  
ATSUMI & SAKAI

Hiroaki Takahashi  
DAVIS & TAKAHASHI

Mikio Tasaka  
NITTSU RESEARCH INSTITUTE AND  
CONSULTING, INC.

Junichi Tobimatsu  
MORI HAMADA & MATSUMOTO

Yoshito Tsuji  
OBAYASHI CORPORATION

Kenji Utsumi  
NAGASHIMA OHNO & TSUNEMATSU

Jun Yamada  
ANDERSON MORI & TOMOTSUNE

Michi Yamagami  
ANDERSON MORI & TOMOTSUNE

## JORDAN

ERNST & YOUNG

Hassan Abdullah  
THE JORDANIAN ELECTRIC POWER CO.  
LTD. (JEPSCO)

Mazen Abu Alghanam

Hayja'a Abu AlHayja'a  
TALAL ABU GHAZALEH LEGAL (TAG-  
LEGAL)

Nayef Abu Alim  
PREMIER LAW FIRM LLP

Basel Abu Ghazaleh  
PWC JORDAN

Deema Abu Zulaikha  
TALAL ABU GHAZALEH LEGAL (TAG-  
LEGAL)

Ibrahim Abunameh  
ABUNAMEH & PARTNERS LAW FIRM

Maha Al Abdallat  
CENTRAL BANK OF JORDAN

Mohammad Al Smadi  
INTERNATIONAL BUSINESS LEGAL  
ASSOCIATES

Eman M. Al-Dabbas  
INTERNATIONAL BUSINESS LEGAL  
ASSOCIATES

Razan Al-Hosban  
ALI SHARIF ZU'BI, ADVOCATES & LEGAL  
CONSULTANTS, MEMBER OF LEX MUNDI

Gehad Ali  
ARAB BANK

Omar Aljazy  
ALJAZY & CO. ADVOCATES & LEGAL  
CONSULTANTS

Mohammad Al-Said

Khaled Asfour  
ALI SHARIF ZU'BI, ADVOCATES & LEGAL  
CONSULTANTS, MEMBER OF LEX MUNDI

Alaa Bijan  
AQABA CONTAINER TERMINAL CO.  
(ACT)

Michael T. Dabit  
MICHAEL T. DABIT & ASSOCIATES

Richard Davidsen  
AQABA CONTAINER TERMINAL CO.  
(ACT)

Anwar Ellayan  
THE JORDANIAN ELECTRIC POWER CO.  
LTD. (JEPSCO)

Lubna Hawamdeh  
ALI SHARIF ZU'BI, ADVOCATES & LEGAL  
CONSULTANTS, MEMBER OF LEX MUNDI

George Hazboun  
HAZBOUN & CO. FOR INTERNATIONAL  
LEGAL BUSINESS CONSULTATIONS

Reem Hazboun  
HAZBOUN & CO. FOR INTERNATIONAL  
LEGAL BUSINESS CONSULTATIONS

Tayseer Ismail  
EAST ECHO CO.

Emad Karkar  
PWC JORDAN

Walid Khalifeh  
ALI SHARIF ZU'BI, ADVOCATES & LEGAL  
CONSULTANTS, MEMBER OF LEX MUNDI

Hussein Kofahy  
CENTRAL BANK OF JORDAN

Rasha Laswi  
ZALLOUM & LASWI LAW FIRM

Firas Malhas  
INTERNATIONAL BUSINESS LEGAL  
ASSOCIATES

Daniyah Murad  
ALI SHARIF ZU'BI, ADVOCATES & LEGAL  
CONSULTANTS, MEMBER OF LEX MUNDI

Nizar Musleh  
HAZBOUN & CO. FOR INTERNATIONAL  
LEGAL BUSINESS CONSULTATIONS

Omar B. Naim  
NATIONAL CONSTRUCTION COMPANY

Ridha Nasair  
LAW GATE ATTORNEYS & LEGAL  
COUNSELORS

Laith Nasrawin  
ALJAZY & CO. ADVOCATES & LEGAL  
CONSULTANTS

Khalid Nazer  
KHALIFEH & PARTNERS LAWYERS

Maini Nasir  
NSAIR & PARTNERS - LAWYERS

Mutasem Nasir  
NSAIR & PARTNERS - LAWYERS

Ahmad Quandour  
KHALIFEH & PARTNERS LAWYERS

Osama Y. Sabbagh  
THE JORDANIAN ELECTRIC POWER CO.  
LTD. (JEPSCO)

Fouad Shaban  
ALI SHARIF ZU'BI, ADVOCATES & LEGAL  
CONSULTANTS, MEMBER OF LEX MUNDI

Stephan Stephan  
PWC JORDAN

Dimas Taan  
LAW GATE ATTORNEYS & LEGAL  
COUNSELORS

Samir Talhouni  
KHALIFEH & PARTNERS LAWYERS

Mohammed Tarawneh

Mahmoud Wafa

Azzam Zalloum  
ZALLOUM & LASWI LAW FIRM

Salma Zibdeh  
*AU SHARIF ZU'BI, ADVOCATES & LEGAL CONSULTANTS, MEMBER OF LEX MUNDI*  
 Malek Zreigat  
*AU SHARIF ZU'BI, ADVOCATES & LEGAL CONSULTANTS, MEMBER OF LEX MUNDI*

**KAZAKHSTAN**

Askar Abubakirov  
*AEQUITAS LAW FIRM*  
 Zulfiya Akchurina  
*GRATA LAW FIRM*  
 Duman Akhmetov  
*INTEGRITES KAZAKHSTAN LLP*  
 Ildus Bariev  
*GLOBALINK LOGISTICS GROUP*  
 Amir Begdesenov  
*SAYAT ZHOLSHY & PARTNERS*  
 Aigerim Bektenova  
*GRATA LAW FIRM*  
 Arman Berdalın  
*SAYAT ZHOLSHY & PARTNERS*  
 Talgat Bidaybekov  
*OLYMPX ADVISERS*  
 Aidyn Bikebayev  
*SAYAT ZHOLSHY & PARTNERS*  
 Richard Bregonje  
*PWC KAZAKHSTAN*  
 Yelena Bychkova  
*AEQUITAS LAW FIRM*  
 Irina Chen  
*M&M LOGISTICS*  
 Dana Chernyakova  
*AEQUITAS LAW FIRM*  
 Dmitriy Chumakov  
*SAYAT ZHOLSHY & PARTNERS*  
 Dina Daumova  
*GRATA LAW FIRM*  
 Ardak Dyussebayeva  
*AEQUITAS LAW FIRM*  
 Shestakov Gennady  
*KAZAKHSTAN LOGISTICS SERVICE*  
 Alexandr Giros  
*ARISTAN PROJECT MANAGEMENT GROUP (APMG)*  
 Tatyana Gustap  
*AEQUITAS LAW FIRM*  
 Aliya Ibrayeva  
*PWC KAZAKHSTAN*  
 Ardak Idayatova  
*AEQUITAS LAW FIRM*  
 Semion Issyk  
*AEQUITAS LAW FIRM*  
 Kamil Jambakiyev  
*NORTON ROSE FULBRIGHT*  
 Thomas Johnson  
*SNR DENTON KAZAKHSTAN LIMITED*  
 Mariyash Kabikenova  
*REHABILITATION MANAGER*  
 Elena Kaeva  
*PWC KAZAKHSTAN*  
 Elvira Khairoullina  
*INTEGRITES KAZAKHSTAN LLP*  
 Yekaterina Khamidullina  
*AEQUITAS LAW FIRM*  
 Marina Kolesnikova  
*GRATA LAW FIRM*  
 Yerbol Konarbayev  
*SNR DENTON KAZAKHSTAN LIMITED*  
 Askar Konysbayev  
*GRATA LAW FIRM*  
 Anna Kravchenko  
*GRATA LAW FIRM*  
 Natalya Kulagina  
*M&M LOGISTICS*

Alina Larina  
*M&M LOGISTICS*  
 Marzhan Mardenova  
*PWC KAZAKHSTAN*  
 Vsevolod Markov  
*BMF GROUP LLP*  
 Yessen Massalin  
*OLYMPX ADVISERS*  
 Bolat Miyatov  
*GRATA LAW FIRM*  
 Toregali Muhamedzhanov  
*REHABILITATION MANAGER*  
 Daniyar Mussakhan  
*NORTON ROSE FULBRIGHT*  
 Assel Mussina  
*SNR DENTON KAZAKHSTAN LIMITED*  
 Ruslan Omarov  
*FIRST CREDIT BUREAU*  
 Aliya Ospanova  
*MINISTRY OF FINANCE*  
 Yuliya V. Petrenko  
*BMF GROUP LLP*  
 Yerlan Serikbayev  
*MICHAEL WILSON & PARTNERS LTD.*  
 Ruslan Serkebulanov  
*REHABILITATION MANAGER*  
 Svetlana Shtopol  
*INTEGRITES KAZAKHSTAN LLP*  
 Alzhan Stamkulov  
*SYNERGY PARTNERS LAW FIRM*  
 Nurzhan Stamkulov  
*SYNERGY PARTNERS LAW FIRM*  
 Kurmangazy Talzhanov  
*INTEGRITES KAZAKHSTAN LLP*  
 Almas Tleupov  
*INTEGRITES KAZAKHSTAN LLP*  
 Yerzhan Toktarov  
*SAYAT ZHOLSHY & PARTNERS*  
 Bakhyt Tukulov  
*GRATA LAW FIRM*  
 Yekaterina V. Kim  
*MICHAEL WILSON & PARTNERS LTD.*  
 Marla Valdez  
*SNR DENTON KAZAKHSTAN LIMITED*  
 Vitaliy Vodolazkin  
*SAYAT ZHOLSHY & PARTNERS*  
 Arlan Yerzhanov  
*GRATA LAW FIRM*  
 Yerzhan Yessimkhanov  
*GRATA LAW FIRM*  
 Dubek Zhabaykenov  
*BA OILFIELD SERVICES*  
 Serik Zhamanbalin  
*OLYMPX ADVISERS*  
 Kogarshin Zhamikanova  
*REHABILITATION MANAGER*  
 Anton Zinoviev  
*BOOZ ALLEN HAMILTON*  
 Zarina Ziyayeva  
*INTEGRITES KAZAKHSTAN LLP*

**KENYA**

METROPOL CORPORATION LTD.  
 Mohammed A. Bhatti  
*BHATTI ELECTRICAL LIMITED*  
 Oliver Fowler  
*KAPLAN & STRATTON*  
 Peter Gachuhi  
*KAPLAN & STRATTON*  
 William Ikutha Maema  
*ISEME, KAMAU & MAEMA ADVOCATES*  
 Milly Jalega  
*ISEME, KAMAU & MAEMA ADVOCATES*  
 Kenneth Kamaitha  
*KAPLAN & STRATTON*

Hamish Keith  
*DALY & FIGGIS ADVOCATES*  
 Peter Kiara  
*ARCHITECT*  
 Owen Koimburi  
*KOKA KOIMBURI & CO., MEMBER OF MAZARS*  
 Caroline Kyalo  
*B.M. MUSAU & CO. ADVOCATES*  
 David Lekerai  
*ISEME, KAMAU & MAEMA ADVOCATES*  
 Jean M. Onyinkwa  
*B.M. MUSAU & CO. ADVOCATES*  
 Robert Maina  
*KOKA KOIMBURI & CO., MEMBER OF MAZARS*  
 Victor Majani  
*CROWE HORWATH EA, MEMBER CROWE HORWATH INTERNATIONAL*  
 Ravinder Matharu  
*CORONATION ELECTRICAL LTD.*  
 Rosemary Mburu  
*INSTITUTE OF TRADE DEVELOPMENT*  
 James Mburu Kamau  
*ISEME, KAMAU & MAEMA ADVOCATES*  
 Mansoor A. Mohamed  
*RUMAN SHIP CONTRACTORS LIMITED*  
 George Muchiri  
*DALY & FIGGIS ADVOCATES*  
 John Muoria  
*WARUHI K'OWADE & NG'ANG'A ADVOCATES*  
 Murigu Murithi  
*ARCS AFRICA*  
 Benjamin Musau  
*B.M. MUSAU & CO. ADVOCATES*  
 Patrick Musyoka  
*KOKA KOIMBURI & CO., MEMBER OF MAZARS*  
 Kennedy Mutiso  
*B.M. MUSAU & CO. ADVOCATES*  
 Angela Namwakira  
*CHUNGA ASSOCIATES*  
 Wachira Ndege  
*CREDIT REFERENCE BUREAU AFRICA LTD.*  
 Killian Ngala  
*MEDITERRANEAN SHIPPING COMPANY (MSC), OCEANFREIGHT (E.A.) LTD.*  
 Raphael Ngalatu  
*B.M. MUSAU & CO. ADVOCATES*  
 Mbage Ng'ang'a  
*WARUHI K'OWADE & NG'ANG'A ADVOCATES*  
 Joseph Ng'ang'ira  
*DALY & FIGGIS ADVOCATES*  
 James Ngomeli  
*THE KENYA POWER AND LIGHTING COMPANY LTD.*  
 Kenneth Njuguna  
*PWC KENYA*  
 Conrad Nyukuri  
*CHUNGA ASSOCIATES*  
 Richard Omwela  
*HAMILTON HARRISON & MATHEWS LAW FIRM*  
 Denis Augustine Onyango  
*FRONTIER DESIGNS*  
 Cephas Osoro  
*CROWE HORWATH EA, MEMBER CROWE HORWATH INTERNATIONAL*  
 Don Priestman  
*THE KENYA POWER AND LIGHTING COMPANY LTD.*  
 Deepen Shah  
*WALKER KONTOS ADVOCATES*

Rajesh Shah  
*PWC KENYA*  
 Joseph Taracha  
*CENTRAL BANK OF KENYA*  
 Harpreet Ubhi  
*DALY & FIGGIS ADVOCATES*  
 Aleem Visram  
*DALY & FIGGIS ADVOCATES*  
 Peter Wahome  
*PWC KENYA*  
 Nicholas Wambua  
*B.M. MUSAU & CO. ADVOCATES*  
 Angela Waweru  
*KAPLAN & STRATTON*  
**KIRIBATI**  
 MINISTRY OF ENVIRONMENT, LANDS & AGRICULTURE DEVELOPMENT (MELAD)  
 PUBLIC UTILITIES BOARD  
 Kibae Akaaka  
 MINISTRY OF FINANCE  
 Mary Amanu  
*MOEL TRADING CO LTD*  
 Amoro Amten  
*ANZ BANK (KIRIBATI) LTD.*  
 Neiran Areta  
 MINISTRY OF COMMERCE, INDUSTRY AND COOPERATIVES  
 Kenneth Barden  
 ATTORNEY-AT-LAW  
 Rengaua Bauro  
 MINISTRY OF FINANCE  
 Taake Cama  
 MINISTRY OF FINANCE  
 Tomitiana Eritama  
 MINISTRY OF LABOUR & HUMAN RESOURCES DEVELOPMENT  
 AngoAngo Fakaua  
 MINISTRY OF COMMERCE, INDUSTRY AND COOPERATIVES  
 Anthony Frazier  
 Pesega Iaribwebwe  
 MINISTRY OF COMMERCE, INDUSTRY AND COOPERATIVES  
 Willie Karakaua Maen  
*MOEL TRADING CO LTD*  
 Seri Kautuntamoa  
 BUSINESS & COMPANIES REGULATORY DIVISION, BUSINESS REGULATORY CENTRE, MINISTRY OF COMMERCE, INDUSTRY & COOPERATIVES  
 Mary Kum Kee  
*MOEL TRADING CO LTD*  
 Terengaua Maio  
 KIRIBATI TRADES UNION CONGRESS  
 Kineteau Rokoniwmane  
 MINISTRY OF COMMERCE, INDUSTRY AND COOPERATIVES  
 Tetoka Tionatan  
 KIRIBATI PROVIDENT FUND  
**KOREA, REP.**  
 DLA PIPER  
 Jae Beom Ahn  
*AHINSE LAW OFFICES*  
 Won-Mo Ahn  
*AHN & CHANG*  
 Jong-Hyun Baek  
*DAHAM BROKER*  
 Jennifer Min-Sook Chae  
 KOREA CREDIT BUREAU  
 Kyoung Soo Chang  
*SHIN & KIM*  
 Sung-Soo Choi  
*KIM & CHANG*

Han-Jun Chon  
*SAMIL PRICEWATERHOUSECOOPERS*  
 Eui Jong Chung  
*BAE, KIM & LEE LLC*  
 Jun-Seok Heo  
*SOJONG PARTNERS*  
 Won-Wook Hong  
*SAMIL PRICEWATERHOUSECOOPERS*  
 Jin-Young Hwang  
*SAMIL PRICEWATERHOUSECOOPERS*  
 C.W. Hyun  
*KIM & CHANG*  
 James I.S. Jeon  
*SOJONG PARTNERS*  
 Min-Sik Jun  
 KOREA CUSTOMS SERVICE  
 Bo Moon Jung  
*KIM & CHANG*  
 Goo-Chun Jung  
 KOREA CUSTOMS SERVICE  
 Ji Eun Jung  
*AHINSE LAW OFFICES*  
 Bong-Cherl Kang  
 KOREA CUSTOMS SERVICE  
 Sang Wook Kang  
 KOREAN ELECTRICAL CONTRACTORS ASSOCIATION  
 Young-Ju Kang  
 SOJONG PARTNERS  
 Eun-Kyung Kim  
 KOREA CREDIT BUREAU  
 Mike (Yeontaek) Kim  
*AHINSE LAW OFFICES*  
 Stephan Kim  
 SOJONG PARTNERS  
 Sung Jin Kim  
 YULCHON  
 Sung Won (David) Kim  
 HANARO TNS  
 Wonhyung Kim  
 YOON & YANG LLC  
 Yong-Seong Kim  
 SOJONG PARTNERS  
 Joong Hoon Kwak  
 LEE & KO  
 Ann Seung-Eun Lee  
 KIM & CHANG  
 Heeryoung Lee  
 SOJONG PARTNERS  
 Hee-Ryoungee Lee  
 SOJONG PARTNERS  
 Hongyou Lee  
 Hye Jeong Lee  
*AHINSE LAW OFFICES*  
 Kwon H. Lee  
 HANJIN SHIPPING CO. LTD.  
 Kyu Wha Lee  
 LEE & KO  
 Sang-don Lee  
 SHIN & KIM  
 Seung Yoon Lee  
 KIM & CHANG  
 Chul Kee Lim  
 KOREA CREDIT BUREAU  
 Cheol-Kyu Maeng  
 KOREA CUSTOMS SERVICE  
 Yon Kyun Oh  
 KIM & CHANG  
 Stephen Pak  
 YULCHON  
 Soo-Hwan Park  
*SAMIL PRICEWATERHOUSECOOPERS*  
 Yong Seok Park  
 SHIN & KIM

Jeong Seo  
KIM & CHANG

Mi Jin Shin  
KIM & CHANG

Philippe Shin  
SHIN & KIM

Tony Moon-Bae Sohn  
KOREA CREDIT BUREAU

Bong Woo Song  
HANJIUN SHIPPING CO. LTD.

Jin-Ho Song  
KIM & CHANG

Jiwon Suh  
MINISTRY OF STRATEGY AND FINANCE

Kiwon Suh  
CHEON JI ACCOUNTING CORPORATION  
- MEMBER OF RUSSELL BEDFORD  
INTERNATIONAL

**KOSOVO**

TAX ADMINISTRATION OF KOSOVO

Shaqir Behrami  
N.P.SH TOMI ELEKTRO

Hajzer Bublaku  
KOSOVO CADASTRAL AGENCY

Ardiana Bunjaku  
SOCIETY OF CERTIFIED ACCOUNTANTS  
AND AUDITORS OF KOSOVO (SCAAK)

Shyqiri Bytyqi  
VALA CONSULTING

Muzafer Caka  
KOSOVO CADASTRAL AGENCY

Sokol Elmazaj  
BOGA & ASSOCIATES TIRANA

Mirjeta Emini  
BOGA & ASSOCIATES

Lorena Gega  
PwC ALBANIA

Klinti Golemi  
PwC

Valon Hasani  
INTERLEX ASSOCIATES LLC

Hekuran Haxhimusa  
SCLR PARTNERS

Rrahim Hoxha  
ISARS

Naim Huruglica  
KOSOVO CUSTOMS

Virtyt Ibrahimaga  
AVOKATURA I.O.T.

Albert Islami  
ALBERT ISLAMI & PARTNERS

Besarta Killokoqi  
BOGA & ASSOCIATES

Sabina Lalaj  
BOGA & ASSOCIATES

Valdrin Lluka  
IPAK

Florim Maxharraj  
CENTRAL BANK OF THE REPUBLIC OF  
KOSOVO

Ilir Murseli  
MURSELI ARCHITECTS & PARTNERS

Delvina Nallbani  
BOGA & ASSOCIATES

Bernard Nikaj  
MINISTRY OF TRADE AND INDUSTRY

Gazmend Nushi  
KALO & ASSOCIATES

Valdet Osmani  
ARCHITECT ASSOCIATION OF KOSOVO

Loreta Peci  
PwC ALBANIA

Denis Pitarka  
KOSOVO CADASTRAL AGENCY

Mehdi Pllashniku  
KOSOVO BUSINESS REGISTRATION  
AGENCY

Blerim Prestreshi  
SCLR PARTNERS

Vigan Rogova  
ETHEM ROGOVA LAW FIRM

Ariana Rozhaja  
VALA CONSULTING

Valentina Salihi  
VALA CONSULTING

Iliriana Osmani Serreqi  
AVOKATURA I.O.T.

Dardan Shala  
SCLR PARTNERS

Lea Shllaku  
IPAK

Kreshnik Thaqi  
IPAK

Gëzim Xharavina  
ARCHITECTURAL, DESIGN AND  
ENGINEERING

Ruzhdi Zenelaj  
PwC

Leke Zogaj  
2M CONSULTING

Shaha Zyfliu  
CENTRAL BANK OF THE REPUBLIC OF  
KOSOVO

**KUWAIT**

FREIGHT EXCEL LOGISTICS

TALAL ABU GHAZALEH LEGAL (TAG-  
LEGAL)

Labeed Abdal  
THE LAW FIRM OF LABEED ABDAL

Lina A.K. Adlouni  
KIPCO ASSET MANAGEMENT  
COMPANY KSC

Hussein Mohammed Hassan  
Ahmed  
ABDULLAH KH. AL-AYOUB &  
ASSOCIATES, MEMBER OF LEX MUNDI

Bader Al Abduljader  
RUSSELL BEDFORD INTERNATIONAL

Ali Al Faqan  
INTERNATIONAL COUNSEL BUREAU

Abdullah Musfir Al Hayyan  
KUWAIT UNIVERSITY

Faten Al Naqeeb  
ALI & PARTNERS

Fahad Al Zumai  
GUST UNIVERSITY

Aiman Alaraj  
KEO INTERNATIONAL CONSULTANTS

Abdullah Al-Ayoub  
ABDULLAH KH. AL-AYOUB &  
ASSOCIATES, MEMBER OF LEX MUNDI

Omar Hamad Yusuf Al-Essa  
THE LAW OFFICE OF AL-ESSA &  
PARTNERS

Nada F. A. Al-Fahad  
GEC DAR GULF ENGINEERS  
CONSULTANTS

Mishari M. Al-Ghazali  
THE LAW OFFICES OF MISHARI  
AL-GHAZALI AND RAWAN MISHARI  
AL-GHAZALI

Rawan M. Al-Ghazali  
THE LAW OFFICES OF MISHARI  
AL-GHAZALI AND RAWAN MISHARI  
AL-GHAZALI

Reema Ali  
ALI & PARTNERS

Abdullah AlKharafi  
INTERNATIONAL COUNSEL BUREAU

Nada Bourahmah  
THE LAW OFFICES OF MISHARI  
AL-GHAZALI AND RAWAN MISHARI  
AL-GHAZALI

Kevin J. Burke  
THE LAW OFFICE OF BADER SAUD  
AL-BADER & PARTNERS

Fouad Douglas  
PRICEWATERHOUSECOOPERS AL-SHATTI  
& Co.

Charbel Fadel  
ASAR - AL RUWAYEH & PARTNERS

Dany Labaky  
THE LAW OFFICE OF AL-ESSA &  
PARTNERS

Medhat Mubarak  
THE LAW OFFICES OF MISHARI  
AL-GHAZALI AND RAWAN MISHARI  
AL-GHAZALI

Mai Nakli  
THE LAW OFFICE OF BADER SAUD  
AL-BADER & PARTNERS

Mohammed Ramadan  
AL MARKAZ LAW FIRM

Hanaa Razzoqi  
CREDIT INFORMATION NETWORK

Ibrahim Sattout  
ASAR - AL RUWAYEH & PARTNERS

Afrah Shabeeb  
THE LAW OFFICES OF MISHARI  
AL-GHAZALI AND RAWAN MISHARI  
AL-GHAZALI

Sherif Shawki Abdel Fattah  
PRICEWATERHOUSECOOPERS AL-SHATTI  
& Co.

Afrah Shabeeb  
THE LAW OFFICES OF MISHARI  
AL-GHAZALI AND RAWAN MISHARI  
AL-GHAZALI

Prateek Shete  
ABDULLAH KH. AL-AYOUB &  
ASSOCIATES, MEMBER OF LEX MUNDI

Fatma Waizani  
CREDIT INFORMATION NETWORK

**KYRGYZ REPUBLIC**

Yulia Abdumanapova  
BAKER TILLY BISHKEK LLC

Alexander Ahn  
KALIKOVA & ASSOCIATES LAW FIRM

Myrzagal Aidaraliev  
LORENZ INTERNATIONAL LAW FIRM

Shuhrat Akhmatakhunov  
KALIKOVA & ASSOCIATES LAW FIRM

Gulnara Akhmatova  
INTERNATIONAL BUSINESS COUNCIL

Nurzhan Albanov

Aizhan T. Albanova

Niyazbek Aldashev  
LORENZ INTERNATIONAL LAW FIRM

Daria Bulatova  
LORENZ INTERNATIONAL LAW FIRM

Bakytbek Djusupbekov  
DEPARTMENT OF CADASTRE AND  
REGISTRATION OF RIGHTS ON  
IMMOVABLE PROPERTY

Samara Dumanava  
LORENZ INTERNATIONAL LAW FIRM

Akjoltoi Elebesova  
CREDIT INFORMATION BUREAU ISHENIM

Kymbat Ibakova  
LORENZ INTERNATIONAL LAW FIRM

Nurbek Ismankulov  
M&M TRANSPORT LOGISTIC SERVICES

Merim Kachkynbaeva  
KALIKOVA & ASSOCIATES LAW FIRM

Gulnara Kalikova

Bella Kazakbaeva  
LAW FIRM LEX

Amanbek Kebekov  
DEPARTMENT OF CADASTRE AND  
REGISTRATION OF RIGHTS ON  
IMMOVABLE PROPERTY

Evgeny Kim  
LORENZ INTERNATIONAL LAW FIRM

Galina Kucheryavaya  
DEMIR KYRGYZ INTERNATIONAL BANK

Miras Kurmangaliyev  
PwC KAZAKHSTAN

Marina Lim  
KALIKOVA & ASSOCIATES LAW FIRM

Chinara Moldobaeva

Asel Momoshova  
KALIKOVA & ASSOCIATES LAW FIRM

Umtul Murat kyzy  
LORENZ INTERNATIONAL LAW FIRM

Almas Nakipov  
PwC KAZAKHSTAN

Dmitry No  
PARTNER LAW FIRM

Aidar Oruzbaev  
LORENZ INTERNATIONAL LAW FIRM

Karlygash Ospankulova

Nurbek Sabirov  
KALIKOVA & ASSOCIATES LAW FIRM

Aisanat Safarbek kyzy  
GRATA LAW FIRM

Emil Saryazhiev  
CREDIT INFORMATION BUREAU ISHENIM

Kanat Seidaliev  
GRATA LAW FIRM

Tatyana Shapovalova

Saken Shayakhmetov  
PwC KAZAKHSTAN

Darya Shevtsova  
PwC KAZAKHSTAN

Mirgul Smanaliev  
PARTNER LAW FIRM

Ruslan Sulaimanov  
KALIKOVA & ASSOCIATES LAW FIRM

Ulan Tilenbaev  
KALIKOVA & ASSOCIATES LAW FIRM

Aktilek Tungatarov  
INTERNATIONAL BUSINESS COUNCIL

Daniyar Ubyshyev  
PARTNER LAW FIRM

Gulnara Uskenbaeva  
AUDIT PLUS

Azim Usmanov  
COLIBRI LAW FIRM

Malikam Usmanova  
PARTNER LAW FIRM

**LAO PDR**

Gnoykhram Aphayalath

Sithong Chanthasouk

Lasonexay Chanthavong  
DFDL MEKONG LAW GROUP

Brennan Coleman  
DFDL MEKONG LAW GROUP

Aristotle David  
VNA LEGAL SOLE CO. LTD.

Sornpheth Douangdy  
PRICEWATERHOUSECOOPERS (LAO) LTD.

Duangkamol Ingkapattanakul  
DFDL MEKONG LAW GROUP

Phetlamphone Khanophet  
BANK OF LAO PDR

Sisomephieng Khanthalivanh  
BANK OF LAO PDR

Inthapanya Khieovongphachanh  
MINISTRY OF JUSTICE

Anongsack Manilak  
PRICEWATERHOUSECOOPERS (LAO) LTD.

Vongphacnanh Onepaseuth  
DFDL MEKONG LAW GROUP

Intong Oudom  
SENEOUDOM Co. LTD

Khamphaeng Phochanthilath  
VNA LEGAL SOLE CO. LTD.

Bounthanong Phonethipasa  
SENGVASANG Co. LTD.

Isabelle Robineau  
VNA LEGAL SOLE CO. LTD.

Khamsene Sayavong  
LAO LAW & CONSULTANCY GROUP

Prachith Sayavong  
SOCIETE MIXTE DE TRANSPORT (SMT)

Siri Sayavong  
LAO LAW & CONSULTANCY GROUP

Sivath Sengdouangchanh  
R&T KHOUN MUANG LAO Co., LTD.

Senesakoune Sihanouvang  
DFDL MEKONG LAW GROUP

Phattana Simmalavong  
GAUPA LAO

Phonexay Southiphong  
DESIGN GROUP Co LTD.

**LATVIA**

BALTIC LEGAL

COLLIERS INTERNATIONAL

Ilze Abika  
SKUDRA & UDRIS LAW OFFICES

Martins Aljens  
RAIDLA LEJINS & NORCOUS

Svetlana Beitane  
ESTMA LTD.

Marija Berdova  
ATTORNEYS-AT-LAW BORENIUS

Eva Berlaus  
SORAINEN

Kristine Bumbure  
PwC LATVIA

Andis Čonka  
LATVIJAS BANKA

Ainis Dabols  
LATVIAN ASSOCIATION OF TAX  
ADVISERS

Valters Diure  
LAWIN, MEMBER OF LEX MUNDI

Edvins Draba  
BUNKUS LAW FIRM

Zane Džule  
ATTORNEYS-AT-LAW BORENIUS

Zlata Elksniņa-Zaščiirinska  
PwC LATVIA

Zanda Frišfelde  
SORAINEN

Elina Girne  
LAW FIRM GIRNE & PARTNERS

Andris Ignatenko  
ESTMA LTD.

Janis Irbe  
LATVENERGO AS, SADALES TIKLS

Zinta Jansons  
LAWIN, MEMBER OF LEX MUNDI

Andris Jekabsons  
LEX TAL

Sandis Jermuts  
PUBLIC UTILITIES COMMISSION LATVIA

Irina Kostina  
LAWIN, MEMBER OF LEX MUNDI



Dainis Leons  
SADALES TIKLS AS

Indriķis Liepa  
ATTORNEYS-AT-LAW BORENIUS

Linda Matisane  
STATE LABOUR INSPECTORATE

Alexey Melsitov  
MTA MARITIME TRANSPORT & AGENCIES

Baiba Orbidane  
LAWIN, MEMBER OF LEX MUNDI

Zane Paeglite  
SORAINEN

Kristine Parsonse  
ECB SIA - CORRESPONDENT OF RUSSELL BEDFORD INTERNATIONAL

Kristine Patmalniece  
RAIDLA LEJINS & NORCOUS

Galina Pitulina  
ECB SIA - CORRESPONDENT OF RUSSELL BEDFORD INTERNATIONAL

Jevgenijs Salims  
RAIDLA LEJINS & NORCOUS

Māris Simulis  
ATTORNEYS-AT-LAW BORENIUS

Mihails Špika  
JSC DZINTARS

Sarmis Spilbergs  
LAWIN, MEMBER OF LEX MUNDI

Zane Štālberga-Markvarte  
MARKVARTE LEXCHANGE LAW OFFICE

Ruta Teresko  
AZ SERVICE LTD.

Ziedonis Udris  
SKUDRA & UDRIS LAW OFFICES

Baiba Vevere  
LATVIJAS BANKA

Daiga Zivtina  
LAWIN, MEMBER OF LEX MUNDI

**LEBANON**

ELECTRICITE DU LIBAN

ERNST & YOUNG

Nadim Abboud  
LAW OFFICE OF A. ABOUDD & ASSOCIATES

Nada Abdelsater-Abusamra  
RAPHAEL & ASSOCIÉS

Wadih Abou Nasr  
PWC LEBANON

Alina Achy  
PWC LEBANON

Nadim Arej Saade  
BAROUDI & ASSOCIATES

Karen Baroud  
PWC LEBANON

Jean Baroudi  
BAROUDI & ASSOCIATES

Tarek Baz  
HYAM G. MALLAT LAW FIRM

Rami Bou Raad  
RAPHAEL & ASSOCIÉS

Nayla Chemaly  
MENA CITY LAWYERS

Najib Choucair  
CENTRAL BANK OF LEBANON

Sanaa Daakour  
MENA CITY LAWYERS

Hadi Diab  
SMAYRA LAW OFFICE

Michel Doueihy  
BADRI AND SALIM EL MEOUCHI LAW FIRM, MEMBER OF INTERLEGES

Hanadi El Hajj  
MENA CITY LAWYERS

Amanda El Madani  
MENA CITY LAWYERS

Nada ElSayed  
PWC LEBANON

Abdallah Hayek  
HAYEK GROUP

Daniel Hayek  
HAYEK GROUP

Walid Honein  
BADRI AND SALIM EL MEOUCHI LAW FIRM, MEMBER OF INTERLEGES

Fady Jamaledine  
MENA CITY LAWYERS

Mohammad Joumaa  
PWC LEBANON

Elie Kachouh  
ELC TRANSPORT SERVICES SAL

Georges Kadige  
KADIGE & KADIGE LAW FIRM

Michel Kadige  
KADIGE & KADIGE LAW FIRM

Lea Kai  
MENA CITY LAWYERS

Najib Khattar  
KHATTAR ASSOCIATES

Lena Maalouf  
SMAYRA LAW OFFICE

Jeanette Makhoul  
BADRI AND SALIM EL MEOUCHI LAW FIRM, MEMBER OF INTERLEGES

Georges Mallat  
HYAM G. MALLAT LAW FIRM

Nabil Mallat  
HYAM G. MALLAT LAW FIRM

Mirvat Mostafa  
MENA CITY LAWYERS

Andre Nader  
NADER LAW OFFICE

Rana Nader  
NADER LAW OFFICE

Toufic Nehme  
LAW OFFICES OF ALBERT LAHAM

Hala Raphael-Abillama  
RAPHAEL & ASSOCIÉS

Mireille Richa  
TYAN & ZGHEIB LAW FIRM

Jihan Rizk Khattar  
KHATTAR ASSOCIATES

Jihad Rizkallah  
BADRI AND SALIM EL MEOUCHI LAW FIRM, MEMBER OF INTERLEGES

Rached Sarkis  
CONSULTANT

Antoine Sfeir  
BADRI AND SALIM EL MEOUCHI LAW FIRM, MEMBER OF INTERLEGES

Mona Sfeir  
HYAM G. MALLAT LAW FIRM

Rami Smayra  
SMAYRA LAW OFFICE

George Tannous  
BEIRUT INTERNATIONAL MOVERS

Bassel Tohme  
MENA CITY LAWYERS

Nady Tyran  
TYAN & ZGHEIB LAW FIRM

Rania Yazbeck  
TYAN & ZGHEIB LAW FIRM

Georges Zakhour  
BADRI AND SALIM EL MEOUCHI LAW FIRM, MEMBER OF INTERLEGES

**LESOTHO**

ARCHIPLAN STUDIO  
HARLEY & MORRIS

Thakane Chimombe  
NALEDI CHAMBERS INC.

Manandi Hoohlo  
HIGH COURT

Sean Johnson  
LAND ADMINISTRATION AUTHORITY

Qhalehang Letsika  
MEI & MEI ATTORNEYS INC.

Thakane Makume  
LESOTHO ELECTRICITY COMPANY (PTY) LTD.

Andrew Marumo  
SHEERAN & ASSOCIATES

M.R. Mokhethi  
MASERI CITY COUNCIL

Denis Molyneux  
WEBBER NEWDIGATE

Phillip Mophethe  
PHILLIPS CLEARING & FORWARDING AGENT (PTY) LTD.

Bulane None  
ELECTROTECHNO SERVICES

Duduzile Seamatha  
SHEERAN & ASSOCIATES

Tiisetso Sello-Mafatle  
SELLO-MAFATLE ATTORNEYS

Lindiwe Sephomolo  
L. SEPHOMOLO CHAMBERS

Marorisang Thekiso  
SHEERAN & ASSOCIATES

Phoka Thene

Sechaba Thibeli  
TRIANGLE FREIGHT

**LIBERIA**

AEP CONSULTANTS INC.

Amos P. Andrews  
ECOBANK

Gideon Ayi-Owoo  
PWC GHANA

Khalil Azar  
BEEVER COMPANY

Henry Reed Cooper  
COOPER & TOGBAH LAW OFFICE

Frank Musah Dean  
DEAN & ASSOCIATES

Fonsia Donzo  
CENTRAL BANK OF LIBERIA

Uzoma Ebeku  
COOPER & TOGBAH LAW OFFICE

Christine Sonpon Freeman  
COOPER & TOGBAH LAW OFFICE

Jerry Gwenconde  
LIBERIA ELECTRICITY CORPORATION

Winleta Henriess Reeves  
DEAN & ASSOCIATES

Anthony Henry  
CUTTINGTON UNIVERSITY GRADUATE SCHOOL

Yahaya Jalingo  
ELTRACOL

David A.B. Jallah  
THE DAVID A.B. JALLAH LAW FIRM

Cyril Jones  
JONES & JONES

Mohamedu F. Jones

Abu Kamara  
MINISTRY OF COMMERCE & INDUSTRY

Sophie Kayamba Mutebi  
PWC GHANA

Samuel T. K. Kortimai  
COOPER & TOGBAH LAW OFFICE

George Kwatia  
PWC GHANA

J. Johnny Momoh  
SHERMAN & SHERMAN

Barnabas Norris  
CENTER FOR NATIONAL DOCUMENTS & RECORDS (NATIONAL ARCHIVES)

Sylvester Rennie  
COOPER & TOGBAH LAW OFFICE

Philomena Bloh Sayeh  
CENTER FOR NATIONAL DOCUMENTS & RECORDS (NATIONAL ARCHIVES)

Amos Siebo  
MINISTRY OF STATE FOR PRESIDENTIAL AFFAIRS

Justin Tengbeh  
NATIONAL CUSTOM BROKERS ASSOCIATION OF LIBERIA

Benjamin M. Togbah  
COOPER & TOGBAH LAW OFFICE

Nyenati Tuan  
TUAN WREH LAW FIRM

Mustapha Wesseh  
CENTER FOR NATIONAL DOCUMENTS & RECORDS (NATIONAL ARCHIVES)

Darcy White  
PWC GHANA

Phillip Williams  
MINISTRY OF LABOUR & SOCIAL SECURITY

Melvin Yates  
COMPASS INC., CLEARING AND FORWARDING

**LIBYA**

Names of contributors for Libya are not being disclosed. The contributors section of the Doing Business website lists the number of Libya experts by topic.

**LITHUANIA**

BANK OF LITHUANIA

ERNST & YOUNG

Lina Aleknaite - Van der Molen  
EVERSHEDS SALADZIUS

Loreta Andziulyte  
PROVENTUSLAW LT UAB

Pavel Balbatunov  
PETRAS BALTUSEVICIUS  
DSV TRANSPORT UAB

Donatas Baranauskas  
VILNIUS MIESTO 14 - ASIS NOTARU  
BIURAS

Šarūnas Basijokas  
GLIMSTEDT

Vilius Bernatonis  
TARK GRUNTE SUTKIENE

Renata Beržanskienė  
LAW FIRM SORAINEN & PARTNERS  
VILNIUS OFFICE

Andrius Bogdanovičius  
JSC CREDITINFO LIETUVA

Giedre Cerniauske  
LAW FIRM LAWIN, MEMBER OF LEX MUNDI

Giedre Dailidenaite  
LAW OFFICE VARUL AND PARTNERS

Renata Damanskyte  
TARK GRUNTE SUTKIENE

Giedre Domkute  
AAA BALTIC SERVICE COMPANY - LAW FIRM

Evaldas Dūdonis  
LAW FIRM SORAINEN & PARTNERS  
VILNIUS OFFICE

Rimante Gentvilaite  
LAW OFFICE VARUL AND PARTNERS

Yvonne Goldammer  
BNT HEEMANN KLAUBERG KRAUKLIS APB

Arturas Gutauskas  
LAW OFFICE VARUL AND PARTNERS

Frank Heemann  
BNT HEEMANN KLAUBERG KRAUKLIS APB

Indrė Jonaitytė-Gricė  
STATE ENTERPRISE CENTRE OF REGISTERS

Ieva Kairytė  
PWC LITHUANIA

Inga Karulaityte-Kvinauskiene  
PROVENTUSLAW LT UAB

Romualdas Kasperavičius  
STATE ENTERPRISE CENTRE OF REGISTERS

Jonas Kiauleikis  
ATTORNEYS-AT-LAW BORENIUS

Anatolijus Kisielis  
JSC CREDITINFO LIETUVA

Jurgita Kiškūnaitė  
LAW FIRM ZABIELA, ZABIELAITE & PARTNERS

Kristina Kriščiūnaitė  
PWC LITHUANIA

Ronaldas Kubilius  
PWC LITHUANIA

Gediminas Kuncevičius  
INTERMODAL CONTAINER SERVICE

Egidijus Kundelis  
PWC LITHUANIA

Žilvinas Kvietkus  
RAIDLA LEJINS & NORCOUS

Lina Lemenožaitė  
LAW FIRM SORAINEN & PARTNERS  
VILNIUS OFFICE

Gytis Malinauskas  
LAW FIRM SORAINEN & PARTNERS  
VILNIUS OFFICE

Linas Margevičius  
LEGAL BUREAU OF LINAS MARGEVICIUS

Vilius Martišius  
LAW FIRM OF REDA ZABOLIENE

Rūta Matonienė  
VILNIUS CITY MUNICIPALITY

Vaidotas Melynavičius  
AAA BALTIC SERVICE COMPANY - LAW FIRM

Tomas Mieliškauskas  
LAW FIRM YVES

Bronislovas Mikūta  
STATE ENTERPRISE CENTRE OF REGISTERS

Eugenijus Miliukas  
LAW FIRM SORAINEN & PARTNERS  
VILNIUS OFFICE

Jurate Misionyte  
TARK GRUNTE SUTKIENE

Jurgita Nikita  
LAW FIRM SORAINEN & PARTNERS  
VILNIUS OFFICE

Žygmantas Pacevičius  
ATTORNEYS-AT-LAW BORENIUS

Rytis Paukste  
LAW FIRM LAWIN, MEMBER OF LEX MUNDI

Algirdas Pekšys  
LAW FIRM SORAINEN & PARTNERS  
VILNIUS OFFICE

Mantas Petkevičius  
LAW FIRM SORAINEN & PARTNERS  
VILNIUS OFFICE

Angeliija Petrauskienė  
VILNIUS CITY MUNICIPALITY

Aidas Petrosius  
STATE ENTERPRISE CENTRE OF REGISTERS

- Justina Rakauskaitė  
GLIMSTEDT
- Lina Ramanauskaite  
LAW FIRM SORAINEN & PARTNERS  
VILNIUS OFFICE
- Marius Rindinas  
LAW FIRM ZABIELA, ZABIELAITE & PARTNERS
- Laura Ryzgelytė  
LAW FIRM SORAINEN & PARTNERS  
VILNIUS OFFICE
- Auste Saliamoraite  
LAW FIRM LAWIN, MEMBER OF LEX MUNDI
- Andrius Šidlauskas  
ATTORNEYS-AT-LAW BORENIUS
- Justinas Šileika  
BNT HEEMANN KLAUBERG KRAUKLIS APB
- Mingailė Šilkūnaitė  
GLIMSTEDT
- Rimantas Simaitis  
RAIDLA LEJINS & NORCOUS
- Simonas Skukauskas  
ATTORNEYS-AT-LAW BORENIUS
- Tomas Soltanovičius  
ATTORNEYS-AT-LAW BORENIUS
- Alius Stamkauskas  
UAB ELMONTA
- Jonas Stamkauskas  
UAB ELMONTA
- Simona Stančiukaitė  
LAW FIRM SORAINEN & PARTNERS  
VILNIUS OFFICE
- Marius Stračkaitis  
LITHUANIAN NOTARY CHAMBER
- Vyngantas Vaitkus  
NATIONAL CONTROL COMMISSION FOR PRICES AND ENERGY
- Vilija Vaitkutė Pavan  
LAW FIRM LAWIN, MEMBER OF LEX MUNDI
- Darius Zabiela  
LAW FIRM ZABIELA, ZABIELAITE & PARTNERS
- Agnietė Žukauskaitė  
LAW FIRM SORAINEN & PARTNERS  
VILNIUS OFFICE
- Audrius Žvybas  
GLIMSTEDT
- LUXEMBOURG**
- ALLEN & OVERY LUXEMBOURG
- PwC LUXEMBOURG
- THIELEN ET ASSOCIÉS
- YUSEN LOGISTICS LUXEMBOURG
- Louis Berns  
ARENDDT & MEDERNACH
- Sabrina Bodson  
ARENDDT & MEDERNACH
- Eleonora Broman  
LOYENS & LOEFF
- Guy Castegnaro  
IUS LABORIS LUXEMBOURG, CASTEGNARO
- Serguei Chevtchenko  
LOYENS & LOEFF
- Ariane Claverie  
IUS LABORIS LUXEMBOURG, CASTEGNARO
- Gérard Eischen  
CHAMBER OF COMMERCE OF THE GRAND-DUCHY OF LUXEMBOURG
- Alain Grosjean  
BONN & SCHMITT
- Andreas Heinzmann  
BONN & SCHMITT
- Vincent Hieff  
CHAMBER OF COMMERCE OF THE GRAND-DUCHY OF LUXEMBOURG
- Véronique Hoffeld  
LOYENS & LOEFF
- François Kremer  
ARENDDT & MEDERNACH
- Tom Loesch  
STUDY LOESCH
- Nathalie Mangen  
BONN & SCHMITT
- Paul Mousel  
ARENDDT & MEDERNACH
- Stéphanie Musialski  
CHAMBER OF COMMERCE OF THE GRAND-DUCHY OF LUXEMBOURG
- Judith Raijmakers  
LOYENS & LOEFF
- Roger Schintgen  
PAUL WURTH S.A. SOCIÉTÉ ANONYME
- Alex Schmitt  
BONN & SCHMITT
- Service de l'Urbanisme  
POLICE DES BÂTISSSES
- Alessandro Sorcinelli  
LINKLATERS
- Frank Thihattmar  
RUSSELL BEDFORD INTERNATIONAL
- MACEDONIA, FYR**
- DOM - DIZAIN
- IKRP ROKAS & PARTNERS
- Igor Aleksandrovski  
APOSTOLSKA & ALEKSANDROVSKI
- Ljubinka Andonovska  
CENTRAL REGISTRY OF THE REPUBLIC OF MACEDONIA
- Zoran Andonovski  
POLENAK LAW FIRM
- Natasha Andreeva  
NATIONAL BANK OF THE REPUBLIC OF MACEDONIA
- Zlatko Antevski  
LAWYERS ANTEVSKI
- Emilija Apostolska  
APOSTOLSKA & ALEKSANDROVSKI
- Rubin Atanasoski  
TIMELPROJECT ENGINEERING
- Benita Beleshkova  
IKRP ROKAS & PARTNERS
- Dragan Blažev  
TIMELPROJECT ENGINEERING
- Vladimir Bocevski  
CAKMAKOVA ADVOCATES
- Slavica Bogoeva  
MACEDONIAN CREDIT BUREAU AD SKOPIE
- Jela Boskovic Ognjanoska  
IKRP ROKAS & PARTNERS
- Ljupco Cubrinovski  
ENERGO DIZAIN
- Andrej Dameski  
PwC MACEDONIA
- Dragan Dameski  
DEBARLIEV, DAMESKI & KELESOSKA  
ATTORNEYS AT LAW
- Aleksandar Dimić  
POLENAK LAW FIRM
- Bojan Dimitrovski  
POLENAK LAW FIRM
- Elena Dimova  
CAKMAKOVA ADVOCATES
- Ilina Dimovska  
POLENAK LAW FIRM
- Nikodinovska Elena  
DEBARLIEV, DAMESKI & KELESOSKA  
ATTORNEYS-AT-LAW
- Boro Gadjevski  
STUDIO R
- Ana Georgievska  
DIMA FORWARDERS
- Dimche Georgievski  
DIMA FORWARDERS
- Katarina Ginoska  
GEOGI DIMITROV ATTORNEYS
- Marijana Gjoreska  
CENTRAL REGISTRY OF THE REPUBLIC OF MACEDONIA
- Verica Hadzi Vasileva-Markovska  
AAG - ANALYSIS AND ADVISORY GROUP
- Werner Hengst  
EVN MACEDONIA
- Biljana Ickovska  
LAW OFFICE NIKOLOVSKI
- Aleksandar Ickovski
- Jasmina Ilieva Jovanovikj  
DEBARLIEV, DAMESKI & KELESOSKA  
ATTORNEYS-AT-LAW
- Dimitar Ivanovski  
IKRP ROKAS & PARTNERS
- Maja Jakimovska  
CAKMAKOVA ADVOCATES
- Dragana Jasevic  
LAW OFFICE NIKOLOVSKI
- Biljana Joanidis  
LAW & PATENT OFFICE JOANIDIS
- Svetlana Jovanoska  
MUNICIPALITY OF GAZI BABA - SKOPIE
- Aneta Jovanoska Trajanovska  
LAWYERS ANTEVSKI
- Lenche Karpuzovska  
EVN MACEDONIA
- Aleksandar Kcev  
POLENAK LAW FIRM
- Emilija Kelesoska Sholjakovska  
DEBARLIEV, DAMESKI & KELESOSKA  
ATTORNEYS-AT-LAW
- Dejan Knezović  
LAW OFFICE KNEZOVIC & ASSOCIATES
- Zlatko T. Kolevski  
KOLEVSKI LAW OFFICE
- Vancho Kostadinovski  
CENTRAL REGISTRY OF THE REPUBLIC OF MACEDONIA
- George Kostov  
TP GEORGE KOSTOV - SKOPIE
- Aleksandar Krsteski  
CAKMAKOVA ADVOCATES
- Ivana Lelic  
PwC MACEDONIA
- Natasa Ljubeckij Angjelic  
MACEDONIAN CONSULTING GROUP
- Katerina Makreska  
LAW FIRM TRPENOSKI
- Miroslav Marchev  
PwC MACEDONIA
- Antonije Marinovski  
OHRIDSKA BANKA SG
- Elena Miceva  
DEBARLIEV, DAMESKI & KELESOSKA  
ATTORNEYS-AT-LAW
- Oliver Mirchevski  
EVN MACEDONIA
- Irena Mitkovska  
LAWYERS ANTEVSKI
- Jovana Mitrovaska  
LAW FIRM TRPENOSKI
- Biljana Mladenovska Dimitrova  
LAWYERS ANTEVSKI
- Martin Monevski  
MONEVSKI LAW FIRM
- Valerjan Monevski  
MONEVSKI LAW FIRM
- Elena Muceva  
NATIONAL BANK OF THE REPUBLIC OF MACEDONIA
- Vladimir Naumovski  
CENTRAL REGISTRY OF THE REPUBLIC OF MACEDONIA
- Svetlana Neceva  
LAW OFFICE PEPELUGOSKI
- Ilija Nedelkoski  
CAKMAKOVA ADVOCATES
- Elena Nikodinovska  
DDK ATTORNEYS AT LAW
- Marina Nikoloska  
CAKMAKOVA ADVOCATES
- Marija Nikolova  
LAW OFFICE KNEZOVIC & ASSOCIATES
- Vesna Nikolovska  
LAW OFFICE NIKOLOVSKI
- Goran Nikolovski  
LAW OFFICE NIKOLOVSKI
- Martin Odzaklieski  
IKRP ROKAS & PARTNERS
- Vasil Pavloski  
MINISTRY OF ECONOMY
- Kristijan Polenak  
POLENAK LAW FIRM
- Nenad Radjenovic  
STUDIO R
- Radovan Radjenovic  
STUDIO R
- Jasmina Rafajlovska  
RAFAJLOVSKI KONSALTING D.O.O.
- Goran Rafajlovski  
RAFAJLOVSKI KONSALTING D.O.O.
- Viktor Ristovski  
CAKMAKOVA ADVOCATES
- Ljubica Ruben  
MENS LEGIS LAW FIRM
- Lidija Sarafimova Danevska  
NATIONAL BANK OF THE REPUBLIC OF MACEDONIA
- Milica Shutova  
CAKMAKOVA ADVOCATES
- Silvana Simic  
TUTUNSKA BANKA
- Alexander Sipek  
EVN MACEDONIA
- Tatjana Siskovska  
POLENAK LAW FIRM
- Vasko Sotkaroski  
POLENAK LAW FIRM
- Dime Spasov  
AGENCY FOR REAL ESTATE CADASTRE
- Biljana Stepanuleska  
TUTUNSKA BANKA
- Ivan Stojanov  
RAFAJLOVSKI KONSALTING D.O.O.
- Blagoj Stojevski  
EVN MACEDONIA
- Suzana Stojkoska  
CAKMAKOVA ADVOCATES
- Dragica Tasevska  
NATIONAL BANK OF THE REPUBLIC OF MACEDONIA
- Dragan Trajkovski  
ELTEK
- Toni Trajkovski  
MUNICIPALITY OF GAZI BABA - SKOPIE
- Stefan Trost  
EVN MACEDONIA
- Natasha Trpenoska Trenchevska  
LAW FIRM TRPENOSKI
- Slavce Trspeski  
AGENCY FOR REAL ESTATE CADASTRE
- Vladimir Vasilevski  
BETASPED D.O.O.
- Metodija Velkov  
POLENAK LAW FIRM
- Tome Velkovski  
MINISTRY OF ECONOMY
- Jane Vojceski  
LAW OFFICE NIKOLOVSKI
- Marija Zekmanovska  
RAFAJLOVSKI KONSALTING D.O.O.
- MADAGASCAR**
- BANQUE CENTRALE DE MADAGASCAR
- CABINET JOHN W. FFOOKS & CO.
- Serge Andretseheho  
CABINET AS ARCHITECTE
- Eric Robson Andriamihaja  
ECONOMIC DEVELOPMENT BOARD OF MADAGASCAR
- Tsiry Andriamisamanana  
MADAGASCAR CONSEIL INTERNATIONAL
- Andriamanalina Andrianjaka  
OFFICE NOTARIAL DE TAMATAVE
- Yves Duchateau  
SDV LOGISTICS
- Raphaël Jakoba  
MADAGASCAR CONSEIL INTERNATIONAL
- Hanna Keyserlingk  
CABINET HK JURIFISC
- Ravelojoana Marie Albert  
JIRO SY RANO MALAGASY (JIRAMA)
- Pascaline R. Rasamoelarisoa  
DELTA AUDIT DELOITTE
- Sahondra Rabenarivo  
MADAGASCAR LAW OFFICES
- Pierrette Rajaonarisoa  
SDV LOGISTICS
- Serge Lucien Rajoelina  
JIRO SY RANO MALAGASY (JIRAMA)
- Heritiana Rakotosalama  
LEGISLINK CONSULTING
- Mamisoa Rakotosalama  
LEGISLINK CONSULTING
- Lanto Tiana Ralison  
PwC MADAGASCAR
- Gérard Ramarijaona  
PRIME LEX
- Roland Ramarijaona  
DELTA AUDIT DELOITTE
- Laingo Ramarimbahoaka  
MADAGASCAR CONSEIL INTERNATIONAL
- Heritiana Rabeloson  
JIRO SY RANO MALAGASY (JIRAMA)
- Tsiry Ramidianarivelo  
GROWIN' MADAGASCAR
- William Randrianarivelo  
PwC MADAGASCAR
- Sahondra Rasoarisoa  
DELTA AUDIT DELOITTE
- Michael Ratrimo  
MADAGASCAR INTERNATIONAL CONTAINER TERMINAL SERVICES LTD.
- Mahery Ratsimandresy  
PRIME LEX



Théodore Raveloarison  
JARY - BUREAU D'ÉTUDES  
ARCHITECTURE INGÉNIERIE

Andriamisa Ravelomanana  
PwC MADAGASCAR

Jean Marcel Razafimahenina  
DELTA AUDIT DELOITTE

Louis Sagot  
CABINET D'AVOCAT LOUIS SAGOT

Ida Soamiliarimana  
MADAGASCAR CONSEIL INTERNATIONAL

**MALAWI**

MALAWI REVENUE AUTHORITY

MANICA AFRICA PTY. LTD.

Dino Amritlal Raval  
WILSON & MORGAN

William Chagona  
PwC MALAWI

Richard Chakana

Vincent Chikaonda  
SAVJANI & Co.

Brian Chikho  
CITY BUILDING CONTRACTORS

Alan Chinula  
WILLIAM FAULKNER

Gautoni D. Kainja  
KAINJA & DZONZI

Frank Edgar Kapanda  
HIGH COURT OF MALAWI

Enoch Kasambara  
KAS FREIGHT LIMITED

Shabir Latif  
SACRANIE, GOW & Co.

Alfred Majamanda  
MBENDERA & NKHONO ASSOCIATES

Joseph Malingamoyo  
QUANT CONSULT ASSOCIATES

James Masumbu  
TEMBUU, MASUMBU & Co.

Raphael Mhone  
RACANE ASSOCIATES

Vyamala Aggriell Moyo  
PwC MALAWI

Arthur Alick Msowoya  
WILSON & MORGAN

Hutch Mthinda  
STRUCTURAL CONSULTANCY SERVICES LTD.

Charles Mvula  
DUMA ELECTRICS - CONTROL SYSTEMS AND ENERGY MANAGEMENT

Nanariwa Nanguwo  
BLANTYRE CITY COUNCIL

Remmie Ng'omba  
WILSON & MORGAN

Grant Nyirongo  
ELEMACH DESIGNS

Krishna Savjani  
SAVJANI & Co.

Duncan Singano  
SAVJANI & Co.

**MALAYSIA**

BANK NEGARA MALAYSIA

ERNST & YOUNG

INTEGRATED LOGISTICS SOLUTIONS SDN BHD

PORT KLANG AUTHORITIES

Shamsuddin Ab Rahman  
ESB MTO INTEGRATED SDN BHD

Halimi Abd Manaf  
MINISTRY OF HOUSING AND LOCAL GOVERNMENT

Nor Azimah Abdul Aziz  
COMPANIES COMMISSION OF MALAYSIA

Mohammad Rohaimy Abdul Rahim  
MINISTRY OF INTERNATIONAL TRADE AND INDUSTRY

Sonia Abraham  
AZMAN, DAVIDSON & Co.

Wilfred Abraham  
ZUL RAFIQUE & PARTNERS, ADVOCATE & SOLICITORS

Anita Balakrishnan  
SHEARN DELAMORE & Co.

Shamsuddin Bardan  
MALAYSIAN EMPLOYERS FEDERATION

Lizawati Basri  
MALAYSIA DEPARTMENT OF INSOLVENCY

Datuk Arpah Binti Abdul Razak  
MINISTRY OF HOUSING AND LOCAL GOVERNMENT

Hong Yun Chang  
TAY & PARTNERS

Tze Keong Chung  
CTOS DATA SYSTEMS SDN BHD

Walter Culas  
AIR FREIGHT FORWARDERS ASSOCIATION OF MALAYSIA (AFAM)

Mohd Naim Daruwish  
COMPANIES COMMISSION OF MALAYSIA

Nadesh Ganabaskaran  
ZUL RAFIQUE & PARTNERS, ADVOCATE & SOLICITORS

Tiew Hai San  
MINISTRY OF FEDERAL TERRITORIES AND URBAN WELLBEING

Ramli Hazra Izadi  
LKMD ARCHITECTURE

Hung Hoong  
SHEARN DELAMORE & Co.

Mohamed Zanyuin Ismail  
COMPANIES COMMISSION OF MALAYSIA

Rohani Ismail  
SELANGOR MEDIATION CENTRE

Norhaiza Jemon  
COMPANIES COMMISSION OF MALAYSIA

Kumar Kanagasigam  
LEE HISHAMMUDDIN ALLEN & GELDHILL

Kesavan Karuppiyah  
MINISTRY OF HUMAN RESOURCES

Azemi Kasim  
DEPARTMENT OF DIRECTOR GENERAL OF LAND & MINES

Mohd. Fauzi Abdul Kayum  
EDARAN IT SERVICES SDN BHD

LOH Kok Leong  
RUSSELL BEDFORD LC & COMPANY - MEMBER OF RUSSELL BEDFORD INTERNATIONAL

Jeremy Koo  
WESTPORTS MALAYSIA SDN BHD

Suresh Kumar  
NORTH PORT (MALAYSIA) BHD.

Christopher Lee  
CHRISTOPHER LEE & Co.

Koon Huan Lim  
SKRINE, MEMBER OF LEX MUNDI

San Peen Lim  
PwC MALAYSIA

Ir. Bashir Ahamed Maideen  
NADI CONSULT ERA SDN BHD

Alias Marjoh  
KUALA LUMPUR CITY HALL

Zuhaidi Mohd Shahari  
AZMI & ASSOCIATES

Chew Yin Mok  
BDO

Marina Nathan  
COMPANIES COMMISSION OF MALAYSIA

Oy Moon Ng  
CTOS DATA SYSTEMS SDN BHD

Swee Kee Ng  
SHEARN DELAMORE & Co.

Allison Ong  
AZMAN, DAVIDSON & Co.

Hock An Ong  
KPMG

Aminah BT Abd. Rahman  
MINISTRY OF HOUSING AND LOCAL GOVERNMENT

Nirmala Ramadass  
COMPANIES COMMISSION OF MALAYSIA

Himahlini Ramalingam  
LEE HISHAMMUDDIN ALLEN & GELDHILL

Sakaya Johns Rani  
PwC MALAYSIA

Sugumar Saminathan  
MALAYSIA PRODUCTIVITY CORPORATION

Shaleni Sangaran  
SKRINE, MEMBER OF LEX MUNDI

Tan Lai Seng  
MINISTRY OF HOUSING AND LOCAL GOVERNMENT

Andy Seo

Fiona Sequerah  
CHRISTOPHER LEE & Co.

Su Sieng Mee  
TOP GLOVE SDN. BHD.

Chan Kum Siew  
MALAYSIA PRODUCTIVITY CORPORATION

Hadiman Bin Simin  
MINISTRY OF HOUSING AND LOCAL GOVERNMENT

Jagdev Singh  
PwC MALAYSIA

Rishwant Singh  
ZUL RAFIQUE & PARTNERS, ADVOCATE & SOLICITORS

David Soong  
RASLAN - LOONG

Adeline Thor Sue Lyn  
RUSSELL BEDFORD LC & COMPANY - MEMBER OF RUSSELL BEDFORD INTERNATIONAL

Nor Fajariah Sulaiman  
KUALA LUMPUR CITY HALL

Kenneth Tiong  
THE ASSOCIATED CHINESE CHAMBERS OF COMMERCE AND INDUSTRY OF MALAYSIA (ACCCIM)

Sugumaran Vairavappillai  
TENAGA NASIONAL BERHAD

Heng Choon Wan  
PwC MALAYSIA

Chee Lin Wong  
SKRINE, MEMBER OF LEX MUNDI

Clifford Eng Hong Yap  
PwC MALAYSIA

Muhammad Azizul Bin Zahidin  
WESTPORTS MALAYSIA SDN BHD

Norina Zainol Abidin  
MALAYSIA DEPARTMENT OF INSOLVENCY

**MALDIVES**

AIMA CONSTRUCTION COMPANY PVT LTD.

ERNST & YOUNG

Mohamed Shahdy Anwar  
SUOOD ANWAR & Co - ATTORNEYS-AT-LAW

Jatindra Bhatray  
PwC MALDIVES

Asma Chan-Rahim  
SHAH, HUSSAIN & Co. BARRISTERS & ATTORNEYS

Aishath Haifa  
SHAH, HUSSAIN & Co. BARRISTERS & ATTORNEYS

Mohamed Hameed  
ANTRAC PVT. LTD.

Dheena Hussain  
SHAH, HUSSAIN & Co. BARRISTERS & ATTORNEYS

Abdul Rasheed Ibrahim  
CUSTOMS SERVICE

Laila Manik  
ATTORNEY

Prasanta Misra  
PwC MALDIVES

Ahmed Murad  
MAZLAN & MURAD LAW ASSOCIATES

Ibrahim Muthalib  
ASSOCIATION OF CONSTRUCTION INDUSTRY

Ismail Nashid  
MALDIVES CUSTOMS SERVICE

Hussein Nazeer  
OTIUM GROUP

Shuaib M. Shah  
SHAH, HUSSAIN & Co. BARRISTERS & ATTORNEYS

Mizna Shareef  
SHAH, HUSSAIN & Co. BARRISTERS & ATTORNEYS

Fathimath Sodhaf  
MALDIVES CUSTOMS SERVICE

**MALI**

CABINET JOHN W. FFOOKS & Co.

CABINET JURI-PARTNER

ETUDE DE MAÎTRE AHMADOU TOURE

Symphorien Agbessadj  
BCEAO

Ahmadou Al Aminou Lo  
BCEAO

Maître Abdourhamane B. Maiga  
CABINET D'AVOCATS SEYDOU IBRAHIM MAIGA

Oumar Bane  
JURIFIS CONSULT

Nadia Biouele-Camara  
O&B CONSULTING

Amadou Camara  
SCP CAMARA TRAORÉ

Céline Camara Sib  
ETUDE ME CELINE CAMARA SIB

Mahamane I. Cisse  
CABINET LEXIS CONSEILS

Boubacar Coulibaly  
MATRANS

Elvis Danon  
PwC CÔTE D'IVOIRE

Sekou Demebele  
ETUDE MAÎTRE SEKOU DEMEBELE

Abou Diallo  
API MALI

Djibril Guindo  
JURIFIS CONSULT

Mansour Haidara  
API MALI

Gaoussou Haïdara  
ETUDE GAOUSSOU HAIDARA

Seydou Ibrahim Maiga  
CABINET D'AVOCATS SEYDOU IBRAHIM MAIGA

Awa Kane  
MATRANS

Gaoussou A. G. Konaté  
CABINET D'ARCHITECTURE - ETUDES TECHNIQUES

Abdoul Karim Kone  
CABINET BERTH - KONE - AVOCATS ASSOCIÉS

Bamary Kone  
CABINET D'AVOCATS SEYDOU IBRAHIM MAIGA

Jean-Guy Kouvahe  
DAMCO

Amadou Maiga  
MAIRIE DE LA COMMUNE, DIRECTION NATIONALE DE L'URBANISME

Adeline Messou  
PwC CÔTE D'IVOIRE

Bérenger Y. Meuke  
JURIFIS CONSULT

Alassane T. Sangaré  
NOTARY

Djibril Semega  
CABINET SEAG CONSEIL

Dominique Taty  
PwC CÔTE D'IVOIRE

Lasseni Touré  
ETUDE GAOUSSOU HAIDARA

Antoine Traore  
BCEAO

Alassane Traoré  
ICON SARL

Fousséni Traoré  
PwC CÔTE D'IVOIRE

Emmanuel Yehouessi  
BCEAO

**MALTA**

MALTA FINANCIAL SERVICES AUTHORITY (MFSA)

Christabelle Agius  
CSB ADVOCATES

Matthew Attard  
GANADO ADVOCATES

Richard Bernard  
CSB ADVOCATES

Leonard Bonello  
GANADO ADVOCATES

Paul Bonello  
MINISTRY OF FINANCE DEPARTMENT OF CUSTOMS

Kris Borg  
DR KRIS BORG & ASSOCIATES - ADVOCATES

Mario Raymond Borg  
INLAND REVENUE DEPARTMENT

Nicolai Borg Sant  
PwC MALTA

Mario Brincat  
MINISTRY OF FINANCE DEPARTMENT OF CUSTOMS

Ann M. Bugeja  
CSB ADVOCATES

Johann Buttigieg  
MALTA ENVIRONMENT & PLANNING AUTHORITY (MEPA)

Jeanelle Cachia  
SCERRI & BONELLO ADVOCATES

Simon Camilleri  
CREDITINFO

Perit Vincent Cassar  
MALTA ENVIRONMENT & PLANNING AUTHORITY (MEPA)

Fazleena Fakir  
MALDIVES MONETARY AUTHORITY

David Felice  
ARCHITECTURE PROJECT

Stephen Ferrito  
MALTA ENVIRONMENT & PLANNING  
AUTHORITY (MEPA)

Neville Gatt  
PwC MALTA

Christabelle Gauci  
CSB ADVOCATES

Keith German  
LAND REGISTRY

Joseph Ghio  
FENECH & FENECH ADVOCATES

Steve Gingell  
PwC MALTA

Karl Grech Orr  
GANADO ADVOCATES

Peter Grima  
ENEMALTA CORPORATION

Kurt Hyzler  
CSB ADVOCATES

Kevin Loughborough  
COBRA INSTALLATIONS

Doran Magri Demajo  
CSB ADVOCATES

Nicola Mallia  
FENECH & FENECH ADVOCATES

Allan Micallef  
ENEMALTA CORPORATION

Henri Mizzi  
CAMILLERI PREZIOSI

John Paris  
CREDITINFO

Joseph Scicluna  
SCICLUNA & ASSOCIATES

Noel Vella  
DEPARTMENT OF INDUSTRIAL AND  
EMPLOYMENT RELATIONS

Simone Vella Lenicker  
ARCHITECTURE PROJECT

Mark Wirth  
PwC MALTA

Quentin Zahra  
EUROFREIGHT

Andrew J. Zammit  
CSB ADVOCATES

## MARSHALL ISLANDS

MARSHALL ISLANDS REGISTRY  
MARSHALLS ENERGY COMPANY

Kenneth Barden  
ATTORNEY-AT-LAW

Wilfredo Candilas  
TOBOLAR COPRA PROCESSING  
AUTHORITY

Tatyana E. Cerullo  
MARSHALL ISLANDS LAWYERS

Raquel De Leon  
MARSHALL ISLANDS SOCIAL SECURITY  
ADMINISTRATION

Donna Lacuesta  
ROBERT REIMERS ENTERPRISES, INC.

Philip A. Okney  
LAW OFFICE OF PHILIP A. OKNEY

Steve Philip  
CHAMBER OF COMMERCE

Michael Slinger  
CHAMBER OF COMMERCE

Scott H. Stege  
LAW OFFICES OF SCOTT STEGE

David M. Strauss  
CHAMBER OF COMMERCE

Itibo Tofinga  
MARSHALL ISLANDS TAX AUTHORITY

Anthony Tomlinson  
BECA INTERNATIONAL CONSULTANTS  
LTD.

Bori Ysawa  
MAJURO MARINE

## MAURITANIA

Sid'Ahmed Abeidna  
SOGECO MAURITANIA

Esteit Mohamedou Amane  
ÉTUDES RECHERCHES ET MAINTENANCE

Moussa Aw  
BSD & ASSOCIÉS

Tidiane Bal  
BSD & ASSOCIÉS

Mohamed Cheikh Abdallahi  
AFACOR - AUDIT FINANCE  
ASSISTANCE COMPTABLE ORGANISATION  
SARL

Hamoud Ismail  
SMPN

Cheikany Jules  
CHEIKHANY JULES LAW OFFICE

Mohamed Lemine Salem Ould  
Béehir  
EXACO

Abdou M'Bodj  
COMMUNAUTE URBAINE DE  
NOUAKHOTT

Wedou Mohamed  
MAURIHANDLING

Mine Ould Abdoullah  
CABINET D'AVOCAT OULD ABDULLAH

Ahmed Salem Ould  
Bouhoubeyni  
CABINET BOUHOUBEYNI

Abdellahi Ould Charrouk  
ATELIER ARCHITECTURE ET DESIGN

Brahim Ould Ebety  
LAWYER

Abdallahi Ould Gah  
ÉTUDE GAH

Ahmed Ould Radhi  
BANQUE CENTRALE DE MAURITANIE

Abdel Fettah Ould Sidi  
Mohamed  
SOCIÉTÉ MAURITANIE NNE D'ÉLECTRICITÉ  
(SOMELEC)

Aliou Sall  
ASSURIM CONSULTING

Aicha Coura Samake  
BSD & ASSOCIÉS

Aissetou Sy  
BSD & ASSOCIÉS

## MAURITIUS

Kursline Bégué  
CEB

Mohamed Iqbal Belath  
BANK OF MAURITIUS

Rishi Bhojroo  
GEROUDISGLOVER GHURBURRUN

Latasha Bissessur Jugroo  
BANYMANDHUB BOOLELL CHAMBERS

Vanessa Babooa Bissonauth  
DE COMARMOND & KOENIG

Jean-François Boisvenu  
BLC CHAMBERS

Urmila Boolell  
BANYMANDHUB BOOLELL CHAMBERS

Jagwantsing Chetlall  
GAMMA

Jaimie Chiniyah  
BANYMANDHUB BOOLELL CHAMBERS

D.P. Chinien  
REGISTRAR OF COMPANIES AND  
BUSINESSES, OFFICE OF THE REGISTRAR  
OF COMPANIES

Sandy Chuong  
GEROUDISGLOVER GHURBURRUN

Roland Constantin  
ÉTUDE CONSTANTIN

Zulfi J. Currimjee  
ZAC ASSOCIATES LTD.

Marc Daruty de Grandpre  
DARUTY DE GRANDPRE & PARTNERS  
(ARCHITECTS) LTD

Martine de Fleuriot de la  
Colinière  
DE COMARMOND & KOENIG

Catherine de Rosnay  
LEGIS & PARTNERS

Sufyaan Dosemahamed  
PwC MAURITIUS

Shalinee Dreepaul-Halkhoree  
JURISTAX LTD.

Sapna Dwarka  
BANYMANDHUB BOOLELL CHAMBERS

Yannick Fok  
GEROUDISGLOVER GHURBURRUN

Poonam Geemul  
BANYMANDHUB BOOLELL CHAMBERS

Gavin Glover  
GEROUDISGLOVER GHURBURRUN

J. Gilbert Gnary  
THE MAURITIUS COMMERCIAL BANK  
LIMITED

Darmalingum Goorriah  
ÉTUDE ME DARMALINGUM GOORRIAH

Arvin Halkhoree  
NS MANAGEMENT LTD.

Marc Hein  
JURISTAX LTD.

Feroz Hematally  
PwC MAURITIUS

Elodie Hermelin  
LEGIS & PARTNERS

Reshma Hurday  
KROSS BORDER TRUST SERVICES  
LTD. - MEMBER OF RUSSELL BEDFORD  
INTERNATIONAL

Nitish Hurnaum  
GEROUDISGLOVER GHURBURRUN

Poornima Kisto  
PwC MAURITIUS

Thierry Koenig  
DE COMARMOND & KOENIG

Anthony Leung Shing  
PwC MAURITIUS

Jayram Luximon  
CEB

Sindhia M.Potayya  
DE COMARMOND & KOENIG

Ally Meeajun  
GEROUDISGLOVER GHURBURRUN

Malcolm Moller  
APPLEBY

Ramdas Mootanah  
ARCHITECTURE & DESIGN LTD.

Loganayagan Munian  
ARTISCO INTERNATIONAL

Mushtaq Namdarkhan  
BLC CHAMBERS

Siv Potayya  
WORTLES LEXUS

Dheerend Puhuloo  
PwC MAURITIUS

Iqbal Rajahbalee  
BLC CHAMBERS

Vivekanand Ramburun  
MAURITIUS REVENUE AUTHORITY

André Robert  
ATTORNEY-AT-LAW

Geetanjali Seewoosurrun  
CEB

Gilbert Seeyave  
DCDM FINANCIAL SERVICES LTD.

Sentokee  
CITY COUNCIL OF PORT LOUIS

Deviantee Sobarun  
MINISTRY OF FINANCE & ECONOMIC  
DEVELOPMENT

Oudesh Suddul  
KROSS BORDER TRUST SERVICES  
LTD. - MEMBER OF RUSSELL BEDFORD  
INTERNATIONAL

Avinash Teeluck  
LEGIS & PARTNERS

Parikshat Teeluck  
DAMCO LOGISTICS (MAURITIUS)

Vikash Thakoor  
BANK OF MAURITIUS

Shiam Krisht Thannoo  
CEB

Natasha Towokul-Jiagoo  
JURISTAX LTD.

Muhammad R.C. Uteem  
UTEEM CHAMBERS

## MEXICO

Gustavo I. Alarcón Caballero  
BAKER & MCKENZIE

Jaime Alejandro Gutiérrez Vidal  
INSTITUTO FEDERAL DE ESPECIALISTAS DE  
CONCURSOS MERCANTILES

Juan Antonio Araujo Garrido  
GONZALEZ CALVILLO, S.C.

Carlos Cano  
PwC MEXICO

Pedro Carreon  
PwC MEXICO

María Casas López  
BAKER & MCKENZIE

Ana Casasús Trejo Lerdo  
RITCH MUELLER, S.C.

Hermilo Ceja  
COMISIÓN FEDERAL DE ELECTRICIDAD

Carlos Chávez  
GALICIA ABOGADOS, S.C.

Ernesto Chávez  
INTERCONTINENTAL NETWORK SERVICES

Rodrigo Conesa  
RITCH MUELLER, S.C.

Jose Covarrubias-Azuela  
SOLORZANO, CARVAJAL, GONZALEZ Y  
PEREZ-CORREA, S.C.

Julio César Cristiani  
MIRANDA & ÉSTAVILLO, S.C.

Miguel de la Fuente  
NADER, HAYALUX & GOEBEL

Fernando De la Garza  
BRYAN, GONZÁLEZ BAZ

Oscar de La Vega  
LITTLER DE LA VEGA Y CONDE, S.C.

Jorge de Presno  
BASHAM, RINGE Y CORREA, MEMBER OF  
IUS LABORIS

Tracy Delgadillo Miranda  
J.A. TREVIÑO ABOGADOS S.A. DE C.V.

Carlos Díaz de Leon Sanchez  
GONZALEZ CALVILLO, S.C.

Carlos Ramon Diaz Sordo  
LOPEZ VELARDE, HEFTYE Y SORIA, S.C.

Carlos Diez Garcia  
GONZALEZ CALVILLO, S.C.

Dolores Enriquez  
PwC MEXICO

Guillermo Escamilla  
NOTARY PUBLIC 243 MEXICO CITY

Luis Esparza  
GONZALEZ CALVILLO, S.C.

Miguel Espitia  
BUFETE INTERNACIONAL

Samira Esquiliano  
CREEL, GARCÍA-CUÉLLAR, AIZA Y  
ENRIQUEZ, S.C.

Lucía Fernández  
GONZALEZ CALVILLO, S.C.

Julio Flores Luna  
GOODRICH, RIQUELME Y ASOCIADOS

Manuel Galicia  
GALICIA ABOGADOS, S.C.

Mauricio Gamboa  
TRANSUNION DE MEXICO SA SIC

Mauricio Garza Bulnes  
J.A. TREVIÑO ABOGADOS S.A. DE C.V.

Hans Goebel  
NADER, HAYALUX & GOEBEL

Ismael Gonzalez  
PwC MEXICO

Patricia Gonzalez  
PwC MEXICO

Eugenia González  
GOODRICH, RIQUELME Y ASOCIADOS

Luis Enrique Graham  
CHADBOURNE & PARKE LLP

Mario Alberto Gutiérrez  
PwC MEXICO

Yves Hayaux-du-Tilly  
NADER, HAYALUX & GOEBEL

Roberto Hernandez Garcia  
COMAD, S.C.

Angélica Huacuja  
CHADBOURNE & PARKE LLP

Mauricio Hurtado  
PwC MEXICO

María Concepción Isoard Viesca  
RITCH MUELLER, S.C.

Jorge Jimenez  
LOPEZ VELARDE, HEFTYE Y SORIA, S.C.

Jorge Jiménez  
RUSSELL BEDFORD MÉXICO - MEMBER  
OF RUSSELL BEDFORD INTERNATIONAL

Josue Lee  
INAKI ECHEVERRIA ARQUITECTOS

Diego López Vargas  
PwC MEXICO

Fabián López Xochipa  
COMAD, S.C.

Julio Luna Castillo  
COLEGIO DE INGENIEROS MECÁNICOS Y  
ELECTRICISTAS (CIME)

Jorge Madrid  
MAQUEO ABOGADOS, S.C.

Daniel Maldonado  
SÁNCHEZ DE VANNY ESEVERRI, S.C.

Gabriel Manrique  
RUSSELL BEDFORD MÉXICO - MEMBER  
OF RUSSELL BEDFORD INTERNATIONAL

Lucía Manzo  
GALICIA ABOGADOS, S.C.

Esteban Maqueo Barnetche  
MAQUEO ABOGADOS, S.C.

José Antonio Marquez González  
NOTARY PUBLIC 2

Edgar Francisco Martínez  
Herrasti  
GOODRICH, RIQUELME Y ASOCIADOS

Debby McKey Duran  
SÁNCHEZ DE VANNY ESEVERRI, S.C.

Carla E. Mendoza Pérez  
BAKER & MCKENZIE

Carlos E. Montemayor  
PwC Mexico

Mario Morales  
COMISIÓN FEDERAL DE ELECTRICIDAD

Oscar Moreno Silva  
GONZALEZ CALVILLO, S.C.

Jaime Israel Moreno Treviño  
SÁNCHEZ DE VANNY ESEVERRI, S.C.

Enrique Muñoz  
GONZALEZ CALVILLO, S.C.

Juan Nájera  
NDA

María Isabel Nuñez Vargas  
GONZALEZ CALVILLO, S.C.

Juan Manuel Ochoa  
RIVADENEYRA, TREVINO & DE CAMPO,  
S. C.

Juan Manuel Ortiz  
PwC Mexico

Arturo Perdomo  
GALICIA ABOGADOS, S.C.

Gerardo Perez Monter  
COLEGIO DE INGENIEROS MECÁNICOS Y  
ELECTRICISTAS (CIME)

Pablo Perezalonso Eguía  
RITCH MUELLER, S.C.

Fernando Perez-Correa  
SOLORZANO, CARVAJAL, GONZALEZ Y  
PEREZ-CORREA, S.C.

Guillermo Piecarchic  
PMC & ASOCIADOS

José Piecarchic Cohen  
PMC & ASOCIADOS

Gizeth Polo Buellinas  
CREEL, GARCÍA-CUÉLLAR, AIZA Y  
ENRIQUEZ, S.C.

Jose Antonio Postigo-Urbe  
SÁNCHEZ DE VANNY ESEVERRI, S.C.

Alvaro Quintana  
ALVARO QUINTANA SC

Brindisi Reyes Delgado  
RITCH MUELLER, S.C.

Eduardo Reyes Díaz-Leal  
BUFETE INTERNACIONAL

Claudia Ríos  
PwC Mexico

Fernando Rivadeneyra  
RIVADENEYRA, TREVINO & DE CAMPO,  
S. C.

Cecilia Rojas  
GALICIA ABOGADOS, S.C.

Ivonne M. Rojas Rangel  
PMC & ASOCIADOS

Raúl Sahagun  
BUFETE INTERNACIONAL

Jorge Sanchez  
GOODRICH, RIQUELME Y ASOCIADOS

Rodrigo Sanchez Mejorada  
SÁNCHEZ-MEJORADA, VELASCO Y RIBE

Cristina Sanchez Vebber  
SÁNCHEZ DE VANNY ESEVERRI, S.C.

Cristina Sánchez-Urtiz  
MIRANDA & ESTAVILLO, S.C.

Alonso Sandoval  
GOODRICH, RIQUELME Y ASOCIADOS

Francisco Santoyo  
COMISIÓN FEDERAL DE ELECTRICIDAD

Monica Schiaffino Pérez  
LITTLER DE LA VEGA Y CONDE, S.C.

Ernesto Silvas  
SÁNCHEZ DE VANNY ESEVERRI, S.C.

Yazbek Taja  
RIVADENEYRA, TREVINO & DE CAMPO,  
S. C.

Juan Francisco Torres Landa  
Ruffo  
BARRERA, SIQUEIROS Y TORRES  
LANDA, S.C.

Jaime A. Treviño  
J.A. TREVIÑO ABOGADOS

Maribel Trigo Aja  
GOODRICH, RIQUELME Y ASOCIADOS

Rafael Vallejo  
GONZALEZ CALVILLO, S.C.

Alberto Vázquez  
COMISIÓN FEDERAL DE ELECTRICIDAD

Claudio Villavicencio  
GALAZ, YAMAZAKI, RUIZ URQUIZA,  
S.C., MEMBER OF DELOITTE TOUCHE  
TOHMATSU LIMITED

Judith A. Wilson  
BRYAN, GONZÁLEZ BAZ

David Zavala Herrera  
SÁNCHEZ DE VANNY ESEVERRI, S.C.

## MICRONESIA, FED. STS.

FSM DEVELOPMENT BANK

POHNPEI TRANSFER & STORAGE, INC.

Shiro Akinaga  
APSCO CONSTRUCTION CO.

Kenneth Barden  
ATTORNEY-AT-LAW

Lam Dang  
CONGRESS OF THE FSM

Mark Heath  
MICRONESIA REGISTRATION ADVISORS,  
INC.

Albert Johnny  
MESENIENG CREDIT UNION

Stevenson A. Joseph  
FSM DEVELOPMENT BANK

Charles Lohn  
POHNPEI STATE ENVIRONMENTAL  
PROTECTION AGENCY

Sisananto Loyola  
POHNPEI STATE ENVIRONMENTAL  
PROTECTION AGENCY

Anna H. Mendiola  
FSM DEVELOPMENT BANK

Ronald Pangelinan  
A&P ENTERPRISES, INC.

Kevin Pelep  
OFFICE OF THE REGISTRAR OF  
CORPORATIONS

Salomon Saimon  
MICRONESIAN LEGAL SERVICES  
CORPORATION

Nora Sigrah  
FSM DEVELOPMENT BANK

## MOLDOVA

Oxana Anre  
NATIONAL ENERGY REGULATORY  
AGENCY OF THE REPUBLIC OF MOLDOVA

Gabrielle Bulgari  
VERNON DAVID & ASSOCIATES

Octavian Cazac  
TURCAN CAZAC

Vitalie Ciofu  
GLADEI & PARTNERS

Anastasia Dereveanchina  
PwC MOLDOVA

Viorica Diminet-Bejan  
GLADEI & PARTNERS

Sergiu Dumitrasco  
PwC MOLDOVA

Iulia Furtuna  
TURCAN CAZAC

Ana Galus  
TURCAN CAZAC

Roger Gladei  
GLADEI & PARTNERS

Silvia Grosu  
PwC MOLDOVA

Andrian Guzun  
SCHOENHERR

Diana Ichim  
TURCAN CAZAC

Vladimir Iurkovski  
SCHOENHERR

Roman Ivanov  
VERNON DAVID & ASSOCIATES

Valentin Kiba  
INSIGMA-LUX

Vasile Lipcan  
ORIZONT JSC

Cristina Martin  
ACI PARTNERS LAW OFFICE

Elena Mocanu  
PUBLIC NOTARY

Alexandru Munteanu  
INTREPRINDEREA CU CAPITAL STRAIN  
PRICEWATERHOUSECOOPERS LEGAL SRL

Oxana Novicov  
NATIONAL UNION OF JUDICIAL  
OFFICERS

Aelita Orhei  
GLADEI & PARTNERS

Vladimir Palamarcuic  
TURCAN CAZAC

Ilona Panurco  
INTREPRINDEREA CU CAPITAL STRAIN  
PRICEWATERHOUSECOOPERS LEGAL SRL

Carolina Parcalab  
ACI PARTNERS LAW OFFICE

Vladimir Plehov  
MARTIMTRANS

Dimitru Popescu  
INTREPRINDEREA CU CAPITAL STRAIN  
PRICEWATERHOUSECOOPERS LEGAL SRL

Olga Saveliev  
TURCAN CAZAC

Alexander Savva  
TURCAN CAZAC

Foca Silviu  
BIROUL DE CREDIT - MOLDOVA

Ionut Simion  
PwC ROMANIA

Mariana Stratan  
TURCAN CAZAC

Elena Talmazan  
SC CONTABIL PRINCIPAL SRL

Alexander Tuceac  
TURCAN CAZAC

Tatiana Vasiliu  
VERNON DAVID & ASSOCIATES

Corina Voda  
GLADEI & PARTNERS

## MONGOLIA

DEVELOPMENT SOLUTIONS NGO

GTs ADVOCATES LLC

PwC MONGOLIA

Altanzul  
MONOLOGISTICS WORLDWIDE LLC

Odgerel Amgalan  
MONOLOGISTICS WORLDWIDE LLC

Telenged Baast  
MONOLOGISTICS WORLDWIDE LLC

Bayarmaa Badarch  
GLOBAL INVESTMENT AND EQUITY  
ADVISORY PARTNERS LLC

Bolortsogoo Baldandorj  
ULAANBAATAR ELECTRICITY  
DISTRIBUTION NETWORK COMPANY

Buyantogos Baljinnyam  
ANDERSON AND ANDERSON LLP

Turtuvshin Bat-Erdene  
ANDERSON AND ANDERSON LLP

Naranchanga Battulga  
NOMIN CONSTRUCTION LLC

Sammy Beedan  
MAHONEY LIOTTA LLC

Eboné Bishop  
MAHONEY LIOTTA LLC

Batzaya Bodikhuu  
ANAND & BATZAYA ADVOCATES  
LAW FIRM

Peter Burnie  
PwC KAZAKHSTAN

David C. Buxbaum  
ANDERSON AND ANDERSON LLP

Otgonbaatar Chuluun  
ANAND & BATZAYA ADVOCATES  
LAW FIRM

Khatanbat Dashdarjaa  
ARLEX CONSULTING SERVICES

Uyanga del Sol  
TSETS

Onchinsuren Dendevsambuu  
DELOITTE LLP

Emma Enkhriimaa  
TUUSHIN COMPANY LTD.

Tulga G.  
TULGA PROJECT LLC

Ganzaya Ganbaatar  
MOST LEARNING LLC

Selenge Gantulga  
MAHONEY LIOTTA LLC

Baigalmaa Geleg  
WAGNER ASIA EQUIPMENT

Darin Hoffman  
MAHONEY LIOTTA LLC

Tuvshin Javkhiant  
GLOBAL INVESTMENT AND EQUITY  
ADVISORY PARTNERS LLC

Batbayar Jigmedsuren  
UB TRANS LLC

Unurbayar Khurelbaatar  
TUUSHIN COMPANY LTD.

Bat-Ulzii Lkhaasuren  
MONSAR LLC

Zolbayar Luvsansharav  
TSETS

Daniel Mahoney  
MAHONEY LIOTTA LLC

Khulungoo Mendsaikhan  
ANAND & BATZAYA ADVOCATES  
LAW FIRM

Enkhtsetseg Nergui  
ANAND & BATZAYA ADVOCATES  
LAW FIRM

Sarantsatsral Ochirpurev  
URKH COMPANY

Sara K. Phillips  
ANDERSON AND ANDERSON LLP

Jargalan Purev  
ARLEX CONSULTING SERVICES

Norovtseren Sanjmyatav  
ARLEX CONSULTING SERVICES

Bayarjargal Sodbaatar  
ANAND & BATZAYA ADVOCATES  
LAW FIRM

Nestor Umbac  
DELOITTE LLP

Arslaa Urjin  
ULAANBAATAR ELECTRICITY  
DISTRIBUTION NETWORK COMPANY

D. Zaya  
TUUSHIN COMPANY LTD.

Anastasiia Zherbakhanova  
ANDERSON AND ANDERSON LLP

Michelle Zorig  
ARLEX CONSULTING SERVICES

## MONTENEGRO

Anja Abramovic  
PRELEVIC LAW FIRM

Aleksandar Adamovic  
PACORINI MONTENEGRO

Bojana Bošković  
ANAND & BATZAYA ADVOCATES  
LAW FIRM

Jelena Bovan  
CELEBIC

Sebek Branislav  
MONTINSPEKT D.O.O

Dragan Ćorac  
LAW OFFICE VUJAČIĆ

Goran Darmanović  
CELEBIC

Vladimir Dasić  
BOJOVIĆ DAŠIĆ KOJIVOJIĆ

Stojan Denik  
PwC SERBIA

Savo Djurović  
ADRIATIC MARINAS D.O.O.

Dragan Draca  
PwC SERBIA

Darko Globarević  
ZETATRANS

Božidar Gogić  
MONTECCO INC D.O.O.

Mile Grujić  
NORMAL COMPANY

Milorad Janjević  
LAW OFFICE VUJAČIĆ

Maja Jokanović  
MINISTRY OF ECONOMY

Jelena Jovetic  
MINISTRY OF FINANCE

Radoš-Lolo Kastratović  
ADVOKATSKA KANCELARIJA

Milena Knezevic  
CENTRAL BANK OF MONTENEGRO

Darko Konjević  
CEED

Ana Krsmanović  
MINISTRY OF FINANCE

Krzysztof Lipka  
PwC SERBIA

Dragana Ljumovic  
BOJOVIĆ DAŠIĆ KOJIVOJIĆ

Nikola Martinović  
ADVOKATSKA KANCELARIJA

Vesna Milojević  
ARCVS

Ivan Nikolic  
TOTAL SPED

Goran Nikolić  
MINISTRY OF ECONOMY

Nenad Pavličić  
PAVLIČIĆ LAW OFFICE

Predrag Pavličić  
MONTECCO INC D.O.O.

Milorad Peković  
FINANCEPLUS

Nikola Perović  
PLANTAŽE

Luka Popovic  
BOJOVIĆ DAŠIĆ KOJIVOJIĆ

Ana Radiojević  
PwC SERBIA

Radmila Radoičić  
LAW OFFICE VUJAČIĆ

Ivan Radulović  
MINISTRY OF FINANCE

Vesna Radunović  
R&P AUDITING

Tijana Saveljic  
PRELEVIC LAW FIRM

Itana Scekcik  
HARRISONS SOLICITORS

Miljan Sestovic  
ASSOCIATION OF FREIGHT FORWARDERS

Igor V. Stijović  
IGOR STIJOVIĆ LAW OFFICE

Velimir Strugar  
EPCG AD NIKŠIĆ

Renata Todorović  
LAW OFFICE VUJAČIĆ

Vladislav Tomić  
PICARD KENTZ & ROWE LLP

Saša Vujačić  
LAW OFFICE VUJAČIĆ

Jelena Vujisić  
LAW OFFICE VUJAČIĆ

Lana Vukmirovic-Misic  
HARRISONS SOLICITORS

Sandra Zdravkovic  
MONTECCO INC D.O.O.

## MOROCCO

Sidimohamed Aouchikhi  
EXPERIAN

Samir Agoumi  
DAR ALKHIBRA

Hanane Ait Addi  
BASSAMAT & ASSOCIÉE

Adnane Bahija  
DAR ALKHIBRA

Fassi-Fihri Bassamat  
BASSAMAT & ASSOCIÉE

Hamid Ben Elfadil  
CENTRE REGIONAL D'INVESTISSEMENT

Imane Benchekroun  
ETUDE DE NOTARIAT MODERNE

Azel-arab Benjelloun  
AGENCE D'ARCHITECTURE D'URBANISME  
ET DE DECORATION

Mohamed Benkhalid  
CAISSE NATIONALE DE SECURITE  
SOCIALE

Karim Benkirane  
ESPACE TRANSIT

Mohamed Benkirane  
ESPACE TRANSIT

Rachid Boubakry  
AUDIT CONCEPT

Es-Said Boujida  
ETUDE DE NOTAIRE BOUJIDA

Khalid Boumichi  
TECNOMAR

Mahat Chraibi  
PwC ADVISORY MAROC

Driss Debbagh  
KETTANI ASSOCIÉS

Youssef El Falah  
ABA RULE OF LAW INITIATIVE-  
MOROCCO

Najat El Khayat  
NOTAIRE À CASABLANCA

Mohssin El Makoudi  
DAR ALKHIBRA

Driss Ettaki  
ADMINISTRATION DES DOUANES ET  
IMPOTS INDIRECTS

Youssef Fassi Fihri  
FYBA LAWYERS

Fatima Zahrae Gouttaya  
ETUDE DE NOTARIAT MODERNE

Karima Hadrya  
CAISSE NATIONALE DE SECURITE  
SOCIALE

Djamila Hamel  
OULAMINE LAW GROUP

Nouza Hassani Senoussi  
NOTARY

Bahya Ibn Khaldoun  
UNIVERSITÉ M.V. SOUSSI RABAT,  
MAROC

Ali Kettani  
KETTANI ASSOCIÉS

Mehdi Kettani  
KETTANI ASSOCIÉS

Nadia Kettani  
KETTANI LAW FIRM

Rita Kettani  
KETTANI ASSOCIÉS

Nabyl Lakhdar  
ADMINISTRATION DES DOUANES ET  
IMPOTS INDIRECTS

Béatrice Larrègle  
EXPERIAN

Amine Mahfoud  
AMINE MAHFOUD NOTAIRE

Anis Mahfoud  
ABOUAKIL, BENJELLOUN & MAHFOUD  
AVOCATS

Noureddine Marzouk  
PwC ADVISORY MAROC

Abdelkhalek Merzouki  
ADMINISTRATION DES DOUANES ET  
IMPOTS INDIRECTS

Lahlou M'hamed  
ETUDE DE NOTARIAT MODERNE

Mahboub Mohamed  
ETUDE DE ME MAHBOUB

Said Mouhcine  
IMPACT ARCHITECTURE, MOROCCO

Hicham Oughza  
DAR ALKHIBRA

Réda Oulamine  
OULAMINE LAW GROUP

Nesrine Roudane  
NERO BOUTIQUE LAW FIRM

Ghalia Sebti  
AIT MANOS

Houcine Sefrioui  
ETUDE DE NOTARIAT MODERNE

Khalil Yassir  
YASSIR KHALIL STUDIO

## MOZAMBIQUE

AVM ADOVAGADOS MOZAMBIQUE

ELECTRICIDADE DE MOÇAMBIQUE E.P.

Calú Abubacar  
ELECTROVISÃO LTDA

Miguel-Angelo Almeida  
SAL & CALDEIRA ADOVAGADOS, LDA

Lino Antonio  
FERREIRA ROCHA & ADOVAGADOS

Francisco Avillez  
SCAN, ADOVAGADOS E CONSULTORES

Carolina Balate  
PwC MOZAMBIQUE

Ebrahim Bhikha  
PwC MOZAMBIQUE

José Manuel Caldeira  
SAL & CALDEIRA ADOVAGADOS, LDA

Eduardo Calú  
SAL & CALDEIRA ADOVAGADOS, LDA

Adélia Canda  
SILVA GARCIA ADOVAGADOS

Henrique Castro  
AMARO ARQUITECTOS E ASSOCIADOS  
LDA

Natércio Chambule  
MAPUTO CITY COURT (COMMERCIAL  
CHAMBER)

Izidro Chibique  
SCAN, ADOVAGADOS E CONSULTORES

Simeai Cuamba  
CUAMBA ADOVAGADO

Simeão Cuamba  
SIMEÃO CUAMBA ADOVAGADOS

Avelar da Silva  
INTERTEK INTERNATIONAL LTD.

Carla de Sousa  
FERNANDA LOPES & ASSOCIADOS  
ADVOGADOS

Elisio De Sousa  
FERNANDA LOPES & ASSOCIADOS  
ADVOGADOS

Fulgêncio Dimande  
MANICA FREIGHT SERVICES S.A.R.L

Rita Donato  
CGA - COUTO, GRAÇA E ASSOCIADOS,  
SOCIEDADE DE ADOVAGADOS

Paula Duarte Rocha  
MOZAMBIQUE LEGAL CIRCLE

Telmo Ferreira  
CGA - COUTO, GRAÇA E ASSOCIADOS,  
SOCIEDADE DE ADOVAGADOS

Maria Fatima Fonseca  
MAPUTO CITY COURT (COMMERCIAL  
CHAMBER)

Pinto Fulane  
BANCO DE MOÇAMBIQUE

Amália Garrine  
FERNANDA LOPES & ASSOCIADOS

Xiluva Gonçalves Nogueira da  
Costa

SAL & CALDEIRA ADOVAGADOS, LDA

Jorge Graça  
CGA - COUTO, GRAÇA E ASSOCIADOS,  
SOCIEDADE DE ADOVAGADOS

Victoria Gundanhane  
SDV MOÇAMBIQUE SA

Valdir Jethá  
BCI

Rui Loforte  
CGA - COUTO, GRAÇA E ASSOCIADOS,  
SOCIEDADE DE ADOVAGADOS

Fernanda Lopes  
FERNANDA LOPES & ASSOCIADOS  
ADVOGADOS

Rufino Lucas  
TEC TÉCNICOS CONSTRUTORES LDA

Gimina Luís Mahumana  
SAL & CALDEIRA ADOVAGADOS, LDA

Marla Mandlate  
SAL & CALDEIRA ADOVAGADOS, LDA

Enio Manjate  
SILVA GARCIA

Crescêncio Maposse  
ARCUS CONSULTORES, LTDA

Vitor Marques da Cruz  
FCB&A IN ASSOCIATION WITH LAW &  
MARK ADOVAGADOS E CONSULTORES  
LDA

João Martins  
PwC MOZAMBIQUE

Teresa Pala Schwalbach  
MC&A - SOCIEDADE DE ADOVAGADOS,  
R.L.

António de Vasconcelos Porto  
VASCONELOS PORTO & ASSOCIADOS

Diana Ramalho  
SAL & CALDEIRA ADOVAGADOS, LDA

Malaika Ribeiro  
PwC MOZAMBIQUE

Ana Filipa Russo de Sá  
SILVA GARCIA

Bilal Ismail Seedat  
B'ILM CONSULTING

Mario Ussene  
CACM

Ricardo Veloso  
VMP - VELOSO, MENDES, PATO  
E ASSOCIADOS, SOCIEDADE DE  
ADVOGADOS RL

## MYANMAR

AGX LOGISTICS MYANMAR CO. LTD.

CARE FREIGHT SERVICES LTD.

CB BANK

CP WORLD LTD.

DIRECTORATE OF INVESTMENT AND  
COMPANY ADMINISTRATION (DICA)

K&W CONSTRUCTION AND  
MANAGEMENT

MYANMAR ADVANTAGE CO. LTD.

NTG CONSTRUCTION  
PRICEWATERHOUSECOOPERS MYANMAR  
CO. LTD.

PRO MYANMAR SERVICES CO. LTD.

WIN CONSULTING LIMITED

YANGON CITY DEVELOPMENT  
COMMITTEE

YANGON CITY ELECTRICITY SUPPLY  
BOARDS

Thida Aye  
DFDL MEKONG LAW GROUP

Khin Leinmar Ban Aye  
KELVIN CHIA YANGON LTD.

Cheah Swee Gtm  
KELVIN CHIA YANGON LTD.

Henri-Frédéric Hibon  
DFDL MEKONG LAW GROUP

Vimaljit Kaur  
RAJAH & TANN LLP

Nyein Kyaw  
RAJAH & TANN NK LEGAL

Khin Cho Kyi  
MYANMAR LEGAL SERVICES LIMITED

Zin Maung Maung  
KELVIN CHIA YANGON LTD.

Cho Cho Myint  
INTERACTIVE CO. LTD.

San San Susan Myint Wai  
LS HORIZON

Daw Than Nwe  
UNIVERSITY OF YANGON. DEPARTMENT  
OF LAW

Sa Sa Nyunt  
INTERACTIVE CO. LTD.

Alessio Polastri  
POLASTRI WINT & PARTNERS

Thethan Soe  
KYAW SOE MIN

Edwin Vanderbruggen  
VDB LOI MYANMAR

## NAMIBIA

ERNST & YOUNG

WOKER FREIGHT SERVICES

Joos Agenbach  
KOEPE & PARTNERS

Ezer Hosea Angula  
LORENTZ ANGULA INCORPORATED,  
ATTORNEYS

Robert Araeb  
KPMG NAMIBIA

Tiaan Bazuin  
NAMIBIAN STOCK EXCHANGE

Adeline Beukes  
KPMG NAMIBIA

Ronnie Beukes  
CITY OF WINDHOEK ELECTRICITY  
DEPARTMENT

Benita Blume  
H.D. BOSSAU & CO.

Christian Bohlke  
MAYER CONSULTING ENGINEERS

Hanno D. Bossau  
H.D. BOSSAU & CO.

Ferdi Brinkman  
DEPARTMENT OF INFRASTRUCTURE,  
WATER & WASTE MANAGEMENT

Elysia Brits  
BANK WINDHOEK

Lorna Celliers  
BDO SPENCER STEWARD (NAMIBIA)

Andy Chase  
STAUCH+PARTNERS ARCHITECTS

Ruth Chun  
LORENTZ ANGULA INCORPORATED,  
ATTORNEYS

Carla da Silva  
BANK WINDHOEK LTD.

Anton de Wit  
BANK WINDHOEK

Ferdinand Diener  
CITY OF WINDHOEK ELECTRICITY  
DEPARTMENT

Luziem Diergaardt  
TRANSWORLD CARGO TRANSWORLD  
CARGO (PTY.) LTD.

Marcha Erni  
TRANSUNION

Johann Espag  
CLARKE ARCHITECTS

Ulrich Etzold  
ETZOLD-DUVENHAGE FIRM

Dagmar Honsbein  
BUSINESS AND INTELLECTUAL PROPERTY  
AUTHORITY (BIPA)

Stefan Hugo  
PwC NAMIBIA

Chantell Husselmann  
PwC NAMIBIA

Denis Hyman  
PwC NAMIBIA

Gert Kandinda  
BANK WINDHOEK LTD.

Edward Kawesha  
CITY OF WINDHOEK ELECTRICITY  
DEPARTMENT

Mignon Klein  
G.F. KÖPPLINGER LEGAL PRACTITIONERS

Frank Köpplinger  
G.F. KÖPPLINGER LEGAL PRACTITIONERS

Norbert Liebich  
TRANSWORLD CARGO TRANSWORLD  
CARGO (PTY.) LTD.

John D. Mandy  
NAMIBIAN STOCK EXCHANGE

Marie Mandy  
MMM CONSULTANCY

Henk Mayer  
MAYER CONSULTING ENGINEERS

Ian McLaren  
INVESTMENT TRUST COMPANY

Harold Mouton  
BANK WINDHOEK LTD.

Johan Nel  
PwC NAMIBIA

Brigitte Nependa  
H.D. BOSSAU & Co.

Mari-Nelia Nieuwoudt  
PwC NAMIBIA

Tim Parkhouse  
NAMIBIAN EMPLOYER'S FEDERATION

Johny M. Smith  
WALVIS BAY CORRIDOR GROUP

Axel Stritter  
ENGLING, STRITTER & PARTNERS

Andre Swanepoel  
DR. WEDEK, KAUTA & HOVEKA INC

Erentia Tromp  
INSTITUTE OF CHARTERED  
ACCOUNTANTS OF NAMIBIA

Kotie Tromp  
JIMMEY CONSTRUCTION

Andreas Vaatz  
ANDREAS VAATZ & PARTNERS

Hugo Van den Berg  
KOEP & PARTNERS

## NEPAL

Anil Chandra Adhikari  
CREDIT INFORMATION BUREAU LTD.  
NEPAL

Sulakshan Adhikari  
SHANGRI-LA FREIGHT PVT. LTD.

Lalit Aryal  
LA & ASSOCIATES CHARTERED  
ACCOUNTANTS

Narayan Bajaj  
NARAYAN BAJAJ & ASSOCIATES

Tulasi Bhatta  
UNITY LAW FIRM & CONSULTANCY

Poojan Bhattarai  
CSC & Co.

Tankahari Dahal  
NIRAULA LAW CHAMBER & Co.

BM Dhungana  
B&B ASSOCIATES - RUSSELL BEDFORD  
INTERNATIONAL

Shirshak Ghimire  
PRADHAN & ASSOCIATES

Sunil Gupta  
GUPTA COUNSEL

Gourish K. Kharel  
KTO INC.

Edward Koos

Amir Maharjan  
SAFE CONSULTING ARCHITECTS &  
ENGINEERS PVT. LTD.

Lumb Mahat  
CSC & Co.

Bikash Malla Thakuri  
UNITY LAW FIRM & CONSULTANCY

Ashok Man Kapali  
SHANGRI-LA FREIGHT PVT. LTD.

Purna Man Napit  
NIC BANK

Anjan Neupane  
NEUPANE LAW ASSOCIATES

Balkrishna Neupane  
NEUPANE LAW ASSOCIATES

Matrika Niraula  
NIRAULA LAW CHAMBER & Co.

Rajan Niraula  
NIRAULA LAW CHAMBER & Co.

Arun Pant  
DESIGN CELL LTD

Sewa Pathak  
SEWA PATHAK & ASSOCIATES

Devendra Pradhan  
PRADHAN & ASSOCIATES

Purnachitra Pradhan  
KARIA SUCHANA KENDRA LTD. (CIB)

Deepak K. Shrestha  
NEPAL INVESTMENT BANK

P. L. Shrestha  
EVERGREEN CARGO SERVICES PVT. LTD.

Rup Narayan Shrestha  
AVENUE LAW FIRM

Suman Lal Shrestha  
H.R. LOGISTIC PVT LTD.

Baburam Subedi  
NEPAL ELECTRICITY AUTHORITY

Ram Chandra Subedi  
APEX LAW CHAMBER

Krishna Suwal  
PRADHAN & ASSOCIATES

Mahesh Kumar Thapa  
SINHA VERMA LAW CONCERN

Hariraj Wagle  
WAGLE ELECTRIC FIRM

## NETHERLANDS

DAMCO NETHERLANDS

MUNICIPALITY OF AMSTERDAM -  
SOUTH DISTRICT OFFICE

Joost Achterberg  
KENNEDY VAN DER LAAN

Jan Biemans  
DE BRAUW BLACKSTONE WESTBROEK

Karin W.M. Bodewes  
BAKER & MCKENZIE AMSTERDAM N.V.

Jurrien Boon  
ALLARD ARCHITECTURE

Sytso Boonstra  
PwC NETHERLANDS

Roland Brandsma  
PwC NETHERLANDS

Martin Brink  
VAN BENTHEM & KEULEN NV

Joey Clark  
STIBBE

Margriet de Boer  
DE BRAUW BLACKSTONE WESTBROEK

Taco de Lange  
LEXENCE

Petra de Rooy  
DLA PIPER NEDERLAND N.V.

Robert de Vries  
BOSSELAAR & STRENGERS ADVOCATEN

J.C. Dekkers  
HOUTHOFF BURUMA

Wilfrank Driesprong  
STICHTING BUREAU KREDIET  
REGISTRATIE

Andy Furr  
DE BRAUW BLACKSTONE WESTBROEK

Ingrid Greveling  
NAUTA DUTILH ATTORNEYS

Ruud Hermans  
DE BRAUW BLACKSTONE WESTBROEK

Bas Jongtien  
BOSSELAAR & STRENGERS ADVOCATEN

Marcel Kettenis  
PwC NETHERLANDS

Edwin M.A.J. Kleefstra  
KAB WEST - MEMBER OF RUSSELL  
BEDFORD INTERNATIONAL

Christian Koedam  
PwC NETHERLANDS

Andrej Kwitowski  
AKADIS BV

Stefan Leening  
PwC NETHERLANDS

Matthias Noorlander  
OFFICE OF ENERGY REGULATION

Peter Plug  
OFFICE OF ENERGY REGULATION

Peter Radema  
MERZARIO BV

Mark G. Rebergen  
DE BRAUW BLACKSTONE WESTBROEK

Jeske Remmers  
VAN DOORNE N.V.

Hugo Reumkens  
VAN DOORNE N.V.

Maayke Rooijendijk  
DE BRAUW BLACKSTONE WESTBROEK

Jan Willem Schenk  
VAN DOORNE N.V.

Hans Londonck Sluijk  
HOUTHOFF BURUMA

Michiel Stoové  
BOSSELAAR & STRENGERS ADVOCATEN

Natusia Szeliga  
BAKER & MCKENZIE AMSTERDAM N.V.

Fedor Tanke  
BAKER & MCKENZIE AMSTERDAM N.V.

Maarten Tinnemans  
DE BRAUW BLACKSTONE WESTBROEK

Jaap Jan Trommel  
NAUTA DUTILH ATTORNEYS

Annet van Balen  
BOSSELAAR & STRENGERS ADVOCATEN

Liane van de Vrugt  
VEDEVE LEGAL BV

Leonard Van den Ende  
BAKER & MCKENZIE AMSTERDAM N.V.

Jos van der Schans  
DE BRAUW BLACKSTONE WESTBROEK

Gert-Jan van Gijl  
VAT LOGISTICS (OCEAN FREIGHT) BV

Sjaak van Leeuwen  
STICHTING BUREAU KREDIET  
REGISTRATIE

Petra van Raad  
PwC NETHERLANDS

IJsbrand Van Straten  
STIBBE

Franck van Uden  
BAKER & MCKENZIE AMSTERDAM N.V.

Rodolfo Van Vlooten  
KENNEDY VAN DER LAAN

Janine Verweij  
OFFICE OF ENERGY REGULATION

Reinout Vriesendorp  
DE BRAUW BLACKSTONE WESTBROEK

Frank Werger  
PwC NETHERLANDS

Stephan Westera  
LEXENCE

Berto Winters  
DE BRAUW BLACKSTONE WESTBROEK

Marleen Zandbergen  
NAUTA DUTILH ATTORNEYS

Christiaan Zijdeveld  
SIMMONS & SIMMONS LLP

## NEW ZEALAND

DLA PHILLIPS FOX

INLAND REVENUE DEPARTMENT

Connor Archbold  
BELL GULLY

Rowena Boereboom  
LOWNDES ASSOCIATES - CORPORATE  
AND COMMERCIAL LAW SPECIALISTS

James Caird  
SIMPSON GRIERSON, MEMBER OF LEX  
MUNDI

Justin Cameron  
LOWNDES ASSOCIATES - CORPORATE  
AND COMMERCIAL LAW SPECIALISTS

Shelley Cave  
SIMPSON GRIERSON, MEMBER OF LEX  
MUNDI

Ross Crotty  
LOWNDES ASSOCIATES - CORPORATE  
AND COMMERCIAL LAW SPECIALISTS

John Cuthbertson  
PwC NEW ZEALAND

Daniel De Vries  
VEDA ADVANTAGE

Kerr Dewe  
LOWNDES ASSOCIATES - CORPORATE  
AND COMMERCIAL LAW SPECIALISTS

Joanne Dickson  
SIMPSON GRIERSON, MEMBER OF LEX  
MUNDI

Igor Drinkovic  
MINTER ELLISON RUDD WATTS

Vince Duffin  
VECTOR ELECTRICITY

Joseph Harrop  
MINTER ELLISON RUDD WATTS

David Harte  
INSOLVENCY AND TRUSTEE SERVICES

Richard Hellaby  
SIMPSON GRIERSON, MEMBER OF LEX  
MUNDI

Matt Kersey  
RUSSELL McVEAGH

Kate Lane  
MINTER ELLISON RUDD WATTS

Helen Langley  
INSOLVENCY AND TRUSTEE SERVICES

John Lawrence  
AUCKLAND CITY COUNCIL

Lina Lim  
SIMPSON GRIERSON, MEMBER OF LEX  
MUNDI

Mark Lowndes  
LOWNDES ASSOCIATES - CORPORATE  
AND COMMERCIAL LAW SPECIALISTS

Mandy McDonald  
MINISTRY OF BUSINESS, INNOVATION &  
EMPLOYMENT

Andrew Minturn  
QUALTECH INTERNATIONAL LTD.

Robert Muir  
LAND INFORMATION NEW ZEALAND

Catherine Otten  
NEW ZEALAND COMPANIES OFFICE

Ian Page  
BRANZ

Mihai Pascariu  
MINTER ELLISON RUDD WATTS

John Powell  
RUSSELL McVEAGH

David Quigg  
QUIGG PARTNERS

Nils Reardon  
RUSSELL McVEAGH

Silvana Schenone  
MINTER ELLISON RUDD WATTS

Ravin Sena  
INSOLVENCY AND TRUSTEE SERVICES

Maxim Sherstobitov  
EASY FREIGHT

Kelvin Sue  
SIMPSON GRIERSON, MEMBER OF LEX  
MUNDI

Mike Tames  
PwC NEW ZEALAND

Howard Thomas  
LOWNDES ASSOCIATES - CORPORATE  
AND COMMERCIAL LAW SPECIALISTS

Ben Thomson  
SIMPSON GRIERSON, MEMBER OF LEX  
MUNDI

Susan Tov  
PwC NEW ZEALAND

Ben Upton  
SIMPSON GRIERSON, MEMBER OF LEX  
MUNDI

Matthew Wentz  
BELL GULLY

Mike Whale  
LOWNDES ASSOCIATES - CORPORATE  
AND COMMERCIAL LAW SPECIALISTS

Nelson Wu  
LOWNDES ASSOCIATES - CORPORATE  
AND COMMERCIAL LAW SPECIALISTS

## NICARAGUA

EXPORTADORA ATLANTIC S.A.

Elias Alvarez  
PwC NICARAGUA

Minerva Adriana Bellorín  
Rodríguez  
ACZALAW

María José Bendaña Guerrero  
BENDAÑA & BENDAÑA

Carlos Alberto Bonilla López  
SUPERINTENDENCIA DE BANCOS

Blanca Buitrago  
GARCÍA & BODÁN

Orlando Cardoza  
BUFETE JURÍDICO OBREGON Y  
ASOCIADOS

Thelma Carrion  
AGUILAR CASTILLO LOVE

Francisco Castro  
PwC NICARAGUA

Donisabel Conrado  
CONSORTIUM TABOADA Y ASOCIADOS

Sergio David Corrales  
Montenegro  
GARCÍA & BODÁN

Erick Coto  
MODULAR ARQUITECTURA Y  
CONSTRUCCIÓN S.A.

Eugenia Cruz  
CETREX

Brenda Darce  
CETREX

Gloria Maria de Alvarado  
ALVARADO Y ASOCIADOS, MEMBER OF  
LEX MUNDI

Maricarmen Espinosa de Molina  
MOLINA & ASOCIADOS CENTRAL LAW

Luz Marina Espinoza  
ALVARADO Y ASOCIADOS, MEMBER OF  
LEX MUNDI

Luis Fuentes Balladares  
ARQUITECTURA FUENTES

Terencia García Montenegro  
GARCÍA & BODÁN

Engelsberth Gómez  
PRO NICARAGUA

Denis González Torres  
G.E. ELECTROMECÁNICA & CIA LTDA.

Ravin Sena  
AGUILAR CASTILLO LOVE

Maryelng Guevara  
ARIAS & MUÑOZ

Federico Gordian  
GARCÍA & BODÁN

Eduardo Gutierrez  
ACZALAW

Marianela Gutierrez  
AGUILAR CASTILLO LOVE



Mauricio Herdocia  
GARCÍA & BODÁN

Gerardo Hernandez  
CONSORTIUM TABOADA Y ASOCIADOS

Rodrigo Ibarra Rodney  
ARIAS & MUÑOZ

Eduardo Lacayo  
TRANSUNION

Brenda Martinez  
CONSORTIUM TABOADA Y ASOCIADOS

Fabiola Martinez  
VENTANILLA ÚNICA DE INVERSIONES

José Mejía  
GARCÍA & BODÁN

Alvaro Molina  
MOLINA & ASOCIADOS CENTRAL LAW

Jorge Molina Lacayo  
CETREX

Roberto Montes-Doña  
ARIAS & MUÑOZ

Soraya Montoya Herrera  
MOLINA & ASOCIADOS CENTRAL LAW

Norma Elena Morales Barquero  
ARIAS & MUÑOZ

Jeanette Morales Núñez  
SUPERINTENDENCIA DE BANCOS

Amílcar Navarro Amador  
GARCÍA & BODÁN

Michael Navas  
PRO NICARAGUA

Jacinto Obregon Sanchez  
BUFETE JURIDICO OBREGON Y ASOCIADOS

José Anibal Olivás Cajina  
ALVARADO Y ASOCIADOS, MEMBER OF  
LEX MUNDI

Andrea Paniagua  
PWC DOMINICAN REPUBLIC

Róger Pérez  
ARIAS & MUÑOZ

Alonso Porras  
ACZALAW

Jessica Porras  
GARCÍA & BODÁN

Mazziel Rivera  
ACZALAW

Erwin Rodríguez  
PWC NICARAGUA

Carlos Taboada Rodríguez  
CONSORTIUM LEGAL

Gabriel Sánchez G.  
PRO NICARAGUA

Alfonso José Sandino Granera  
CONSORTIUM TABOADA Y ASOCIADOS

Rodrigo Taboada  
CONSORTIUM TABOADA Y ASOCIADOS

Carlos Téllez  
GARCÍA & BODÁN

Diogenes Velasquez  
ACZALAW

## NIGER

Kassoum Abari  
VILLE DE NIAMEY

Symphorien Agbessadj  
BCEAO

Ahmadou Al Aminou Lo  
BCEAO

Takoubakoye Aminata  
MILLENNIUM CHALLENGE ACCOUNT

Mamoudou Aoula  
MINISTÈRE DE L'URBANISME, DE  
L'HABITAT ET DU CADASTRE

Moussa Coulibaly  
CABINET D'AVOCATS SOUNA-  
COULIBALY

Moussa Dantia  
CENTRE DES FORMALITES DES  
ENTREPRISES

Abdou Djando  
EMTEF

Boureïma Fodi  
CABINET D'AVOCATS SOUNA-  
COULIBALY

Jean Claude Gnamien  
PWC CÔTE D'IVOIRE

Ibrahim Baoua Gogé  
MINISTÈRE DE L'ECONOMIE ET DES  
FINANCES DU NIGER

Sani Halliou Alkali  
DAMCO NIGER S.A., A.P. MOLLER  
MAERSK GROUP'S REPRESENTATIVE

Moussa Gros Ibrahim  
MILLENNIUM CHALLENGE ACCOUNT

Abdoulaye Idé  
Ali Idrissa Sounna  
TOUTELEC NIGER SA

Seybou Issifi  
VILLE DE NIAMEY

Armel Kpodo Sidoine

Ari Malla  
MILLENNIUM CHALLENGE ACCOUNT

Issaka Manzo  
EGTC

André Monso  
PWC CÔTE D'IVOIRE

Amadou Moussa  
MILLENNIUM CHALLENGE ACCOUNT

Moukaïla Nouhou Hamani  
COUR SUPRÊME

Sahabi Oumarou  
THEMIS INTERNATIONAL CONSULTANTS

Linda Rakotonavalona  
CABINET JOHN W. FFOOKS & CO.

Naïssa Sabiou Mamane  
COUR SUPRÊME

Ousmane Sidibé  
AUDIT & CONSEIL SIDIBÉ & CONSEIL  
(A.C.S.A.)

Dominique Taty  
PWC CÔTE D'IVOIRE

Idrissa Tchernaka  
ÉTUDE D'AVOCATS MARC LE BIHAN &  
COLLABORATEURS

Antoine Traore  
BCEAO

Fousséni Traoré  
PWC CÔTE D'IVOIRE

Père Venance  
LOGISTIQUE COMMERCIALE D'AFRIQUE  
(LCA)

Emmanuel Yehouessi  
BCEAO

## NIGERIA

ERNST & YOUNG

STERLING PARTNERSHIP  
TONY ELUMELLI FOUNDATION

Ijeoma Abalogu  
GBENGA BIOBAKU & CO

Mohammed K. Abdulsalam  
GITRAS LTD.

Innocent Abidoye  
NNENNA EJEKAM ASSOCIATES

Oluseyi Abiodun Akinwunmi  
AKINWUNMI & BUSARI LEGAL  
PRACTITIONERS

Patrick Abuka  
ABUKA & PARTNERS

Chetanna Achara  
OKONJO, ODIAWA & EBIE

Kentudei Adefe  
KENTUDEI ADEFE, LEGAL  
PRACTITIONERS, MEDIATORS AND  
ARBITRATORS

Kunle Adegbite  
CANAAN SOLICITORS

Steve Adehi  
STEVE ADEHI AND CO

Olufunke Adekoya  
AELEX, LEGAL PRACTITIONERS &  
ARBITRATORS

Hakeem Adeniji  
LAGOS STATE GOVERNMENT

Tolulope Aderemi  
PERCHSTONE & GRAEYS

Taiwo Adeshina  
JACKSON, ETTI & EDU

Yetunde Adewale  
AKINWUNMI & BUSARI LEGAL  
PRACTITIONERS

Olusola Adun  
NOUVEAU ASSOCIATES

Shola Afolabi  
F.O. AKINRELE & CO.

Daniel Agbor  
UDO UDOMA & BELO-OSAGIE

Aslar Agbowaje  
DELOITTE-NIGERIA

Kunle Ajagbe  
PERCHSTONE & GRAEYS

Olaoluwa Ajala  
GBENGA BIOBAKU & CO

Konyin Ajayi  
OLANIWUN AJAYI LP

Mayowa Ajibade  
WTS ADEBIYI & ASSOCIATES

Ben Akabueze  
LAGOS STATE GOVERNMENT

Udo Akalezi  
KPMG

Manuel Akinshola  
JACOBS & BIGAELS

Tolulola Akintimehin  
NOUVEAU ASSOCIATES

Dayo Akintoye  
LAGOS STATE GOVERNMENT

Dafe Akpeneye  
PWC NIGERIA

Folake Alabi  
OLANIWUN AJAYI LP

Belema Alagun  
OLANIWUN AJAYI LP

Jonathan Aluju  
OLANIWUN AJAYI LP

Segun Aluko  
ALUKO & OYEBODE

Francis Amadi  
CORPORATE AFFAIRS COMMISSION

Oluchi Aniaka  
ALLIANCE LAW FIRM

Owolabi Animashaun  
GLOBALEX CLASSIC LIMITED

Sola Arifayan  
IKEYI & ARIFAYAN

Temitayo Arikebni  
CRC CREDIT BUREAU LIMITED

Ige Asemudara  
PUNUKA ATTORNEYS & SOLICITORS

Patrick Ayanbanji Ojo  
NIGERIAN COMMUNICATIONS  
COMMISSION

Francis Ayodel  
FOLIZIT NIG LTD.

Olusola Ayodele  
MANUFACTURERS ASSOCIATION OF  
NIGERIA

Ayobayo Babade  
PERCHSTONE & GRAEYS

Damilola Babalola  
OLANIWUN AJAYI LP

Masud Balogun  
OLANIWUN AJAYI LP

Ngozi Chianakwalam  
LEGAL STANDARD CONSULTING

Aleruchi Chisor-Wabali  
F.O. AKINRELE & CO.

Chinwe Chiwete  
PUNUKA ATTORNEYS & SOLICITORS

Ukata Christian  
AFRIGLOBE SHIPPING LINES LTD.

Nnamd Dimbga  
OLANIWUN AJAYI LP

Rebecca Dokun  
ALUKO & OYEBODE

Weyinmi Edodo  
IPDC LIMITED

Judith Egbeadumah  
PERCHSTONE & GRAEYS

Colin Egemonye  
COLIN EGEMONYE & ASSOCIATES

Emmanuel Egwuagu  
OBLA & CO.

Oyindamola Ehiwere  
ALSEC NOMINEES LIMITED

Nnenna Ejekam  
NNENNA EJEKAM ASSOCIATES

Mary Ekemezie  
UDO UDOMA & BELO-OSAGIE

Nelson Ekere  
1ST ATTORNEYS

Nkem Ekwere  
ALLIANCE LAW FIRM

Harrison Emmanuel  
ABDULAI, TAIWO & CO.

Ikeakonwu Emmanuel  
DELOITTE-NIGERIA

Wolemi Esan  
OLANIWUN AJAYI LP

Samuel Etuk  
1ST ATTORNEYS

Marcellina Eya Abang  
NIGERIAN ELECTRICITY REGULATORY  
COMMISSION (NERC)

Chris Eze  
NNENNA EJEKAM ASSOCIATES

Adanna Ezebulam  
WTS ADEBIYI & ASSOCIATES

Anse Agu Ezetah  
CHIEF LAW AGU EZETAH & CO.

Babatunde Fagbohunlu  
ALUKO & OYEBODE

Omowum Fajemiroye  
OLANIWUN AJAYI LP

Olubunmi Fayokun  
ALUKO & OYEBODE

Fatai Folarin  
DELOITTE-NIGERIA

Niyi Folan  
FOLIZIT NIG LTD.

Bimbola Fowler-Ekar  
JACKSON, ETTI & EDU

Adejoke A. Gbenro  
ADEBANKE ADEOLA & CO.

Justice Idehen-Nathaniel  
PERCHSTONE & GRAEYS

Chimezie Ihekweazu  
CHIKWEM CHAMBERS

Nduka Ikeyi  
IKEYI & ARIFAYAN

Femi David Ikotun  
ZIONGATE CHAMERS

Ifedayo Iroche  
PERCHSTONE & GRAEYS

Okorie Kalu  
PUNUKA ATTORNEYS & SOLICITORS

Atiku Lawal  
NIGERIAN COMMUNICATIONS  
COMMISSION

Olufemi D. Lijadu  
AJUMOGOBIA & OKEKE

Ishaya Livinus Etsu  
NIGERIAN ELECTRICITY REGULATORY  
COMMISSION (NERC)

Hakeem Muri-Okunola  
LAGOS STATE GOVERNMENT

Haliru Musia  
CORPORATE AFFAIRS COMMISSION

Ugochi Ndebbio  
KPMG

Pauline Nwafor  
WTS ADEBIYI & ASSOCIATES

Kenechi Nwizu  
IKEYI & ARIFAYAN

Tochi Nwogu  
PUNUKA ATTORNEYS & SOLICITORS

Afolake Obawunmi  
OLANIWUN AJAYI LP

Wole Obayomi  
KPMG

V. Uche Obi  
ALLIANCE LAW FIRM

Yetunde Obitayo  
CRC CREDIT BUREAU LIMITED

Godwin Obla  
OBLA & CO.

Damilola Odetola  
OLANIWUN AJAYI LP

Abimbola Odeyemi  
FORTIS LP

Olufunlola Odunlami  
LAGOS STATE GOVERNMENT

Oluwakemi Oduntan  
JADE & STONE SOLICITORS

J.O. Odupitan  
LAGOS STATE GOVERNMENT

Nelson Ogbuanya  
NOCS CONSULTS

Godson Ogheneochuko  
UDO UDOMA & BELO-OSAGIE

Ozofu Ogiemudia  
UDO UDOMA & BELO-OSAGIE

Kunle Ogunbamowo  
DELOITTE-NIGERIA

Abimbola Ogunbanjo  
CHRIS OGUNBANJO & CO.

Alayo Ogunbiyi  
ABDULAI, TAIWO & CO.

Ayokunle Ogundipe  
PERCHSTONE & GRAEYS

Niyi Ogunwole  
BASE4 INVESTMENT (NIG.) LTD.

Olaniyi Ogunwole  
BASE4 INVESTMENT (NIG.) LTD.

Chudi Ojukwu  
INFRASTRUCTURE CONSULTING  
PARTNERSHIP

Patrick Okonjo  
OKONJO, ODIAWA & EBIE

Dozie Okwuosah  
CENTRAL BANK OF NIGERIA

Stephen Ola Jagun  
JAGUN ASSOCIATES

Tumininu Oladipo  
NNENNA EJEKAM ASSOCIATES

Olaseni Oladipupo  
NIGERIAN COMMUNICATIONS  
COMMISSION



Adefunke Oladosu  
AKINWUNMI & BUSARI LEGAL  
PRACTITIONERS

Moshood Olajide  
PwC NIGERIA

Adebayo Ologe  
PERCHSTONE & GRAEYS

Ayotunde Ologe  
SYNERGY LEGAL PRACTITIONERS AND  
CONSULTANTS

Ajibola Olomola  
KPMG

Oladipo Olukeye  
OLADIPO OLUKEYE & COMPANY

Sina Olumide  
IKEYI & ARIFAYAN

Adeshina Oluwaji  
BASE4 INVESTMENT (NIG.) LTD.

Kemi Oluwaji  
BASE4 INVESTMENT (NIG.) LTD.

Lekan Oluwaji  
BASE4 INVESTMENT (NIG.) LTD.

Abijo Oluwasegun  
FMA ARCHITECTS LTD.

Jennifer Omozuwa  
PERCHSTONE & GRAEYS

Ekundayo Onajobi  
UDO UDOMA & BELO-OSAGIE

Ngozi Onianwa  
PUNUKA ATTORNEYS & SOLICITORS

Gabriel Onojason  
ALLIANCE LAW FIRM

Fred Onuobia  
G. ELIAS & CO. SOLICITORS AND  
ADVOCATES

Chiago Orakwusi  
KPMG

Donald Orji  
JACKSON, ETTI & EDU

Samuel Orji  
IKEYI & ARIFAYAN

Tunde Osasona  
WHITESTONE WORLDWIDE LTD.

Olufemi Ososanya  
HLB Z.O. OSOSANYA & CO.

Taiwo Oyedele  
PwC NIGERIA

Femi Oyetosho  
BIOS 2 LIMITED

Tunde Popoola  
CRC CREDIT BUREAU LIMITED

Radhika Roy  
PERCHSTONE & GRAEYS

Akinwunmi Salau  
CHRIS OGUNBANJO & CO.

Yewande Senbore  
OLANIWUN AJAYI LP

Taofeek Shittu  
IKEYI & ARIFAYAN

Christine Sijuwade  
UDO UDOMA & BELO-OSAGIE

Olugbenga Sokan  
PERCHSTONE & GRAEYS

Adeola Sunmola  
UDO UDOMA & BELO-OSAGIE

Olufemi Sunmonu  
FEMI SUNMONU & ASSOCIATES-QAIS  
CONRAD LAUREATE SOLICITORS &  
NOTARY PUBLIC

Rafiu Sunmonu  
DELMORE ENGINEERING AND  
CONSTRUCTION COMPANY LIMITED

Olubukola Thomas  
PERCHSTONE & GRAEYS

Evans Tomety  
DELOITTE-NIGERIA

Ovie E. Ukiri  
AJUMOGOBIA & OKEKE

Aniekun Ukpanah  
UDO UDOMA & BELO-OSAGIE

Maxwell Ukpebor  
WTS ADEBIYI & ASSOCIATES

Adamu M. Usman  
F.O. AKINRELE & CO.

Ebere Uzum  
UDO UDOMA & BELO-OSAGIE

Oghogho Violet Eguasa  
PERCHSTONE & GRAEYS

Lande Wright  
AKINWUNMI & BUSARI LEGAL  
PRACTITIONERS

Remi Yussuf  
ADOL ENGINEERING SERVICES

## NORWAY

ADVOKATFIRMAET HJORT DA, MEMBER  
OF IUS LABORIS

Erik Aasland  
ADVOKATFIRMA RÆDER DA

Sverre Ardo  
EXPERIAN NORWAY

Jan L. Backer  
WIKBORG, REIN & CO.

Guro Bakke Haga  
PwC NORWAY

Rannveig Bakke Tvedten  
HOMBLE OLSBY ADVOKATFIRMA AS

Stig Berge  
ADVOKATFIRMAET THOMMENSEN AS

Jacob S. Bjonnes-Jacobsen  
GRETTI LAW FIRM DA

Tron Dalheim  
ARNTZEN DE BESCHE ADVOKATFIRMA  
AS

Magnar Danielsen  
MINISTRY OF THE ENVIRONMENT

Lars Davidson  
HAFSLUND

Elisabeth Ege  
ADVOKATFIRMA RÆDER DA

Knut Ekern  
PwC NORWAY

Lars Eliassen  
THE BRONNOYSUND REGISTER CENTER

Turid Ellingsen  
STATENS KARTVERK

Nikka Feldskou  
GAC NORWAY AS

Christian Friestad  
PwC NORWAY

Erlend Haaskjold  
ARNTZEN DE BESCHE ADVOKATFIRMA  
AS

Hilde Høksnes  
ADVOKATFIRMAET SELMER DA

Heidi Holmelin  
ADVOKATFIRMAET SELMER DA

Odd Hylland  
PwC NORWAY

Knut-Aleksander Hymen  
ADVOKATFIRMA RÆDER DA

Hanne Karlson  
ADVOKATFIRMA RÆDER DA

Bjørn H. Kise  
ADVOKATFIRMA SIMONSEN VOGT WIIG

Trond Larsen  
EXPERIAN NORWAY

Carl Longva  
GAC NORWAY AS

Per Einar Lunde  
PwC NORWAY

Knut Martinson  
ADVOKATFIRMAET THOMMENSEN AS

Ole Kristian Olsby  
HOMBLE OLSBY ADVOKATFIRMA AS

Ståle Skutle Arneson  
ADVOKATFIRMA SIMONSEN VOGT WIIG

Marthe Stømner Smestad  
ADVOKATFIRMAET SCHJØDT AS

Svein Sulland  
ADVOKATFIRMAET SELMER DA

Sigurd Tuntland  
ADVOKATFIRMA RÆDER DA

Kai Sølve Urke  
WIKBORG, REIN & CO.

Anders Utne  
ADVOKATFIRMA RÆDER DA

Oyvind Vagan  
THE BRONNOYSUND REGISTER CENTER

Ida Winters  
HOMBLE OLSBY ADVOKATFIRMA AS

## OMAN

ERNST & YOUNG

Jehanzeb Afridi  
AL BUSAIDY MANSOOR JAMAL & CO.

Hamad Al Abri  
MUSCAT ELECTRICITY DISTRIBUTION  
COMPANY

Zahir Abdulla Al Abri  
MUSCAT ELECTRICITY DISTRIBUTION  
COMPANY

Zjibaida Fakir Mohammed Al  
Balushi  
CENTRAL BANK OF OMAN (CBO)

Mohammed Taki Al Jamalani  
CAPITAL MARKET AUTHORITY OF  
OMAN

Najeeb Al Mahrooqi  
MUSCAT ELECTRICITY DISTRIBUTION  
COMPANY

Hanaan Al Marhuby  
PwC OMAN

Fatma Al Rashdi  
SNR DENTON & CO.

Amer Al Rawas  
OMANTEL

Zuhaira Al Sulaimani  
CURTIS MALLET-PREVOST, COLT &  
MOSLE LLP

Majid Al Toky  
TROWERS & HAMLINS

Ibrahim Al-Abri  
MUSCAT MUNICIPALITY

Jalila Al-Akhzami  
CAPITAL MARKET AUTHORITY OF  
OMAN

Khalid Khamis Al-Hashmi  
MUSCAT MUNICIPALITY

Zaid Al-Khattab  
TALAL ABU GHAZALEH LEGAL (TAG-  
LEGAL)

Leyan Al-Mawali  
TROWERS & HAMLINS

Mohamed Alrashdi  
MUSCAT MUNICIPALITY

Mohammed Alshahri  
MOHAMMED ALSHAHRI & ASSOCIATES

Jihad Al-Taie  
JIHAD AL-TAIE & ASSOCIATES

Mona Taha Amer  
QAIS AL-QASMI AND MONA AMER  
LAWYERS

Hasan Juma Backer  
HASAN JUMA BACKER TRADING &  
CONTRACTING

Sadaf Buchanan  
SNR DENTON & CO.

Ahmed Choudhry  
SNR DENTON & CO.

Johnny Drysdale  
SNR DENTON & CO.

Francis D'Souza  
BDO JAWAD HABIB

Jamie Gibson  
TROWERS & HAMLINS

Justine Harding  
SNR DENTON & CO.

Christine Holland  
TROWERS & HAMLINS

Hussein  
MUSCAT ELECTRICITY DISTRIBUTION  
COMPANY

O. A. Kuraishy  
HASAN JUMA BACKER TRADING &  
CONTRACTING

S. Madhu

Jose Madukakuzhy  
KHIMIJI RAMDAS

Pushpa Malani  
PwC OMAN

Mansoor Jamal Malik  
AL BUSAIDY MANSOOR JAMAL & CO.

Saman Malik  
AL BUSAIDY MANSOOR JAMAL & CO.

Krishnadas Mathilakath  
BANK MUSCAT

Yashpal Mehta

Subha Mohan  
CURTIS MALLET-PREVOST, COLT &  
MOSLE LLP

Ahmed Naveed Farooqui  
OMAN CABLES INDUSTRY (SAOG)

Bruce Palmer  
CURTIS MALLET-PREVOST, COLT &  
MOSLE LLP

Raghavendra Pangala  
SEMAM & PARTNERS LLC

Sulaiman Salmi  
AL BUSAIDY MANSOOR JAMAL & CO.

George Sandars  
SNR DENTON & CO.

Madhu Sathyaseelan  
JIHAD AL-TAIE & ASSOCIATES

Charles Schofield  
ADDLESHAW GODDARD LLP

Roy Thomas  
OMAN CABLES INDUSTRY (SAOG)

Charles Schofield  
ADDLESHAW GODDARD LLP

Roy Thomas  
OMAN CABLES INDUSTRY (SAOG)

Ali Jafar Abidi  
STATE BANK OF PAKISTAN

Mirza Taqi Ud Din Ahmad  
A.F. FERGLUSON & CO., CHARTERED  
ACCOUNTANTS, A MEMBER FIRM OF  
PwC NETWORK

Nadeem Ahmad  
ORR, DIGNAM & CO., ADVOCATES

Waheed Ahmad  
MAXIM INTERNATIONAL LAW FIRM

Jawad Ahmed  
MUHAMMAD FAROOQ & CO.  
CHARTERED ACCOUNTANTS

Naima Ahmed  
EBRAHIM HOSAIN, ADVOCATES AND  
CORPORATE COUNSEL

Nasir Mehmood Ahmed  
BUNKER LOGISTICS

Syed Akhter Ahmed  
PYRAMID PAKISTAN

Syed Asif Ali  
PYRAMID PAKISTAN

Zarina Aslam  
ABRAHAM & SARWANA

Syed Akhter Ahmed  
PYRAMID PAKISTAN

Zarina Aslam  
ABRAHAM & SARWANA

Khwaja Shaheryar Aziz  
A.F. FERGLUSON & CO., CHARTERED  
ACCOUNTANTS, A MEMBER FIRM OF  
PwC NETWORK

Akeel Bilgrami  
NAJMI BILGRAMI COLLABORATIVE  
(PVT) LTD.

Waheed Chaudhary  
LEGIS INN ATTORNEYS & CORPORATE  
CONSULTANTS

Faisal Daudpota  
KHALID DAUDPOTA & CO.

Junaid Daudpota  
KHALID DAUDPOTA & CO.

Harish Dhamania  
PYRAMID PAKISTAN

Zaki Ejaz  
ZAKI & ZAKI ADVOCATES AND  
SOLICITORS

Salman Faisal  
HASEEB LAW ASSOCIATES

Kausar Fecto  
KAUSAR FECTO & CO. CHARTERED  
ACCOUNTANTS

Tabish Gauhar  
KESC

Asim Hameed Khan  
BROTHERS TRADING CORPORATION  
PAKISTAN PVT. LTD.

Asma Hameed Khan  
SURREIDGE & BEECHENO

Rashid Ibrahim  
A.F. FERGLUSON & CO., CHARTERED  
ACCOUNTANTS, A MEMBER FIRM OF  
PwC NETWORK

Fiza Islam  
LEGIS INN ATTORNEYS & CORPORATE  
CONSULTANTS

Muzaffar Islam  
LEGIS INN ATTORNEYS & CORPORATE  
CONSULTANTS

Saila Jarnshaid  
SECURITIES AND EXCHANGE  
COMMISSION OF PAKISTAN

Tariq Nasim Jan  
DATACHECK PVT. LTD.

Rubina Javed  
EXPERTS INTERNATIONAL

M Javed Hassan  
EXPERTS INTERNATIONAL

Aftab Ahmed Khan  
SURREIDGE & BEECHENO

Guffran Atta Khan  
KESC

Farah Malik  
HASEEB LAW ASSOCIATES

Mavra Mann  
ZAFAR & ASSOCIATES LLP

Rashid Rahman Mir  
RAHMAN SARFARAZ RAHIM IQBAL  
RAFIQ - MEMBER OF RUSSELL BEDFORD  
INTERNATIONAL

Moazzam Mughal  
BOXING WINNER

Faiza Muzaffar  
LEGIS INN ATTORNEYS & CORPORATE  
CONSULTANTS

Maham Nabeel  
ZAFAR & ASSOCIATES LLP

Rizwan Pir Muhammad  
MAERSK LINE

Manzar Naeem Qureshi  
HAGLER BAILLEY PAKISTAN (PVT) LTD.

Zaki Rahman  
EBRAHIM HOSAIN, ADVOCATES AND  
CORPORATE COUNSEL

Ameeruddin Rana  
ABRAHAM & SARWANA

Ameeruddin Rana  
ABRAHAM & SARWANA

Ameeruddin Rana  
ABRAHAM & SARWANA

Ameeruddin Rana  
ABRAHAM & SARWANA

Ameeruddin Rana  
ABRAHAM & SARWANA

Ameeruddin Rana  
ABRAHAM & SARWANA

Ameeruddin Rana  
ABRAHAM & SARWANA

Ameeruddin Rana  
ABRAHAM & SARWANA

Khalid Rehman  
SURRIDGE & BEECHENO - KARACHI

Jawad A. Sarwana  
ABRAHAM & SARWANA

Rafiq Sazir  
AZAM CHAUDHRY LAW ASSOCIATES

Mohammad Ali Seena  
SURRIDGE & BEECHENO - KARACHI

Mian Ali Shabbir  
HASEEB LAW ASSOCIATES

Huma Shah  
M/S SHEIKH SHAH RANA & IJAZ

Muhammad Siddique  
SECURITIES AND EXCHANGE  
COMMISSION OF PAKISTAN

Mian Hamdoon Subhani  
M.H.S. ASSOCIATES

Haris Syed Raza  
MAERSK & SAFMARINE

Mian Haseeb ul Hassan  
HASEEB LAW ASSOCIATES

Najeeb Ullah  
ALLIED BANK LIMITED

Chaudhary Usman  
EBRAHIM HOSAIN, ADVOCATES AND  
CORPORATE COUNSEL

Saleem uz Zaman  
SALEEM UZ ZAMAN & CO.

Saad Ehsan Waraich  
SURRIDGE & BEECHENO

Muhammad Yousuf  
HAIDER SHAMSI & CO., CHARTERED  
ACCOUNTANTS

Ilyas Zafar  
ZAFAR & ASSOCIATES LLP

Vaqar Zakaria  
HAGLER BAILLEY PAKISTAN (PVT) LTD.

## PALAU

FINANCIAL INSTITUTIONS COMMISSION

PALAU PUBLIC UTILITY CORPORATION

Lisa Abraham  
SMALL BUSINESS DEVELOPMENT CENTER  
(SBDC)

Kenneth Barden  
ATTORNEY-AT-LAW

Ricardo Bausoch  
BUREAU OF REVENUE, CUSTOMS AND  
TAXATION

Maria Cristina Castro  
WESTERN CAROLINE TRADING CO.

Rachel Dimitruk  
DIMITRUK LAW OFFICE

Suzanne Finney  
PALAU HISTORIC PRESERVATION OFFICE

Anthony Frazier

Ronnie Gimán  
CTSI LOGISTICS

Renan Jusay  
CTSI LOGISTICS

Lily Rdechor  
PALAU ENVIRONMENTAL QUALITY  
PROTECTION BOARD

William L. Ridpath  
WILLIAM L. RIDPATH, ATTORNEY  
AT LAW

David Shadel  
THE LAW OFFICE OF KIRK AND SHADEL

Peter C. Tsao  
WESTERN CAROLINE TRADING CO.

## PANAMA

ERNST & YOUNG

FABREGA, MOLINO & MULINO

Eduardo Achurra  
PARDINI & ASOCIADOS

Ascanio Alberola  
MINISTRY OF ECONOMY AND FINANCES

Alejandro Alemán  
ALFARO, FERRER & RAMÍREZ

Aristides Anguizola  
MORGAN & MORGAN

Mercedes Araúz de Grimaldo  
MORGAN & MORGAN

Lorena Arcia  
AIMAR GROUP

Khatiya Asvat  
PATTON, MORENO & ASVAT

Fernando Aued  
ARIAS, FÁBREGA & FÁBREGA

Ana Ayarza  
PANALPINA WORLD TRANSPORT LLP

Adelaida Barahona  
DIRECCIÓN DE OBRAS Y  
CONSTRUCCIONES MUNICIPIO DE  
PANAMA

Francisco A. Barrios G.  
PWC PANAMA

Gustavo Adolfo Bernal  
SOCIEDAD PANAMEÑA DE INGENIEROS Y  
ARQUITECTOS

Carlos Klaus Bieberach

Javier Bouche  
UNION FENOSA - EDEMET -  
EDECHI

Jose A. Bozzo  
GARRIDO & GARRIDO

Luis Carlos Bustamante  
PANAMA SOLUCIONES LOGÍSTICAS  
INT. - PSLI

Hernando Carrasquilla  
REGISTRO PÚBLICO DE PANAMÁ

Irene Carrizo  
MINISTRY OF ECONOMY AND FINANCES

Aurelia Chen  
MOSSACK FONSECA & CO.

Julio Cesar Contreras III  
AROSEMENA NORIEGA & CONTRERAS

Rigoberto Coronado  
MOSSACK FONSECA & CO.

Eduardo De Alba  
ARIAS, FÁBREGA & FÁBREGA

Jorge G. Lombardi Dutari  
LOMBARDI AGUILAR GROUP

Mailyñ Espinosa  
PWC PANAMA

Enna Ferrer  
ALFARO, FERRER & RAMÍREZ

Jorge Garrido  
GARRIDO & GARRIDO

William Gonzalez  
PWC PANAMA

Angie Guzmán  
MORGAN & MORGAN

Jonathan Kraemer  
AROSEMENA NORIEGA & CONTRERAS

Ivettedel E.C. Llerena  
PEDRESCHI & PEDRESCHI

Alexander Enrique García Lopez  
LOMBARDI AGUILAR GROUP

Ivette Elisa Martínez Saenz  
PATTON, MORENO & ASVAT

Maricela Moreno  
DIRECCIÓN DE OBRAS Y  
CONSTRUCCIONES MUNICIPIO DE  
PANAMA

Erick Rogelio Muñoz  
SUCRE, ARIAS & REYES

Franklin I. Oduber  
ANATI

Malory Olmos  
PWC PANAMA

Linda Quintero  
PINZON LOZANO & ASOCIADOS  
ARQUITECTOS

Alfredo Ramírez Jr.  
ALFARO, FERRER & RAMÍREZ

Mario Rognoni  
AROSEMENA NORIEGA & CONTRERAS

Luz María Salamina  
ASOCIACIÓN PANAMEÑA DE CRÉDITO

Nelson E. Sales  
ALFARO, FERRER & RAMÍREZ

Carla Salvatierra  
DIRECCIÓN DE OBRAS Y  
CONSTRUCCIONES MUNICIPIO DE  
PANAMA

Verónica Sinisterra  
AROSEMENA NORIEGA & CONTRERAS

Raul Soto  
AROSEMENA NORIEGA & CONTRERAS

Marlaine Tuñón  
MINISTERIO DE COMERCIO E INDUSTRIA

Ramón Varela  
MORGAN & MORGAN

Juan Manuel Vasquez  
DIRECCIÓN DE OBRAS Y  
CONSTRUCCIONES MUNICIPIO DE  
PANAMA

## PAPUA NEW GUINEA

EXPRESS FREIGHT MANAGEMENT

Marjorie Andrew  
CONSULTATIVE IMPLEMENTATION &  
MONITORING COUNCIL

Paul Barker  
CONSULTATIVE IMPLEMENTATION &  
MONITORING COUNCIL

David Caradus  
PWC PAPUA NEW GUINEA

Dickson  
NCDC MUNICIPALITY

Moirá Eka  
ASHURST LLP

Richard Flynn  
ASHURST LLP

Clarence Hoot  
IPA

Steven Kami  
GADENS LAWYERS

Stanley Kewa  
PNG POWER LTD.

John Leahy  
LEAHY LEWIN NUTLEY SULLIVAN  
LAWYERS

Heidi Liviko  
PWC PAPUA NEW GUINEA

Bruce Mackinlay  
CREDIT & DATA BUREAU LIMITED

Stephen Massa  
GADENS LAWYERS

Vaughan Mills  
ALLENS ARTHUR ROBINSON

Lata Milner  
TWIVEY LAWYERS

Camillus Narokobi  
NAROKOBI LAWYERS

Antonia Nohou  
PWC PAPUA NEW GUINEA

Ray Paul  
PNG CUSTOMS SERVICE

Lou Pipi  
NCDC MUNICIPALITY

John Brian Sam  
PNG CUSTOMS SERVICE

Chey Scovell  
MANUFACTURES COUNCIL

Thomas Taberia  
LEAHY LEWIN NUTLEY SULLIVAN  
LAWYERS

## PARAGUAY

ADMINISTRACIÓN NACIONAL DE  
ELECTRICIDAD

Magali Rodríguez Alcalá  
BERKEMEYER, ATTORNEYS &  
COUNSELLORS

Perla Alderete  
VOUGA & OLMEDO ABOGADOS

Enrique Benitez  
BDO RUBINSZTEIN & GUILLÉN

Hugo T. Berkemeyer  
BERKEMEYER, ATTORNEYS &  
COUNSELLORS

Esteban Burt  
PERONI, SOSA, TELLECHEA, BURT &  
NARVAJA, MEMBER OF LEX MUNDI

Julio Gonzalez Caballero  
SUPERINTENDENCIA DE BANCOS - BCP

Marcelo Cortese  
CORTESE & ASOCIADOS

Lorena Dolsa  
BERKEMEYER, ATTORNEYS &  
COUNSELLORS

Paolo Doria  
PERONI, SOSA, TELLECHEA, BURT &  
NARVAJA, MEMBER OF LEX MUNDI

Estefanía Elicetche  
PERONI, SOSA, TELLECHEA, BURT &  
NARVAJA, MEMBER OF LEX MUNDI

Natalia Enciso Benitez  
NOTARY PUBLIC

Bruno Fiorio Carrizosa  
FIORIO, CARDOZO & ALVARADO

Juan Bautista Fiorio Gimenez  
FIORIO, CARDOZO & ALVARADO

Sergio Franco  
PWC URUGUAY

Néstor Gamarra  
SERVIMEX SACI

Jorge Guillermo Gomez  
PWC PARAGUAY

Santiago Gomez  
FERRERE ABOGADOS

Nadia Gorostiaga  
PWC PARAGUAY

Sigfrido Gross Brown  
ESTUDIO JURIDICO GROSS BROWN

Carl Thomas Gwynn  
GWYNN & GWYNN - LEGAL  
COUNSELLORS

Norman Gwynn  
GWYNN & GWYNN - LEGAL  
COUNSELLORS

Jorge Jimenez Rey  
BANCO CENTRAL DEL PARAGUAY

Pablo Livieres Guggiari  
ESTUDIO JURIDICO LIVIERES GUGGIARI

Nestor Loizaga  
FERRERE ABOGADOS

Augusto César Mengual  
Mazacotte  
FIORIO, CARDOZO & ALVARADO

Alessandro Molfesi  
PANALPINA PARAGUAY

Roberto Moreno Rodríguez  
Alcalá  
MORENO RUFFINELLI & ASOCIADOS

Natalia Oddone  
BERKEMEYER, ATTORNEYS &  
COUNSELLORS

Rocío Penayo  
MORENO RUFFINELLI & ASOCIADOS

Yolanda Pereira  
BERKEMEYER, ATTORNEYS &  
COUNSELLORS

Raul H. Pereira de Souza Fleury  
FIORIO, CARDOZO & ALVARADO

María Antonia Ramírez de  
Gwynn  
GWYNN & GWYNN - LEGAL  
COUNSELLORS

Natalio Rubinsztein  
BDO RUBINSZTEIN & GUILLÉN

Mauricio Salgueiro  
VOUGA & OLMEDO ABOGADOS

Federico Silva  
FERRERE ABOGADOS

Ruben Taboada  
PWC PARAGUAY

Ninfa Rolanda Torres de Paredes  
AGENCIA PAREDES

Carlos Vasconellos  
FERRERE ABOGADOS

Ernesto Velázquez-Arqaña  
FIORIO, CARDOZO & ALVARADO

Rodolfo Vouga Muller  
VOUGA & OLMEDO ABOGADOS

Lia Zanotti  
PERONI, SOSA, TELLECHEA, BURT &  
NARVAJA, MEMBER OF LEX MUNDI

## PERU

EQUIFAX PERU S.A.

LIMA CHAMBER OF COMMERCE

Walter Aguirre  
AGUIRRE ABOGADOS & ASESORES

Marco Antonio Alarcón Piana  
ESTUDIO LUIS ECHECOPAR GARCÍA SRL

Alfonso Alvarez Calderón  
ESTUDIO ALVAREZ CALDERON

Mariela Angeles  
ESTUDIO OLAECHEA, MEMBER OF LEX  
MUNDI

Mirella Arteta  
RUSSELL BEDFORD PERÚ / BARZOLA &  
ASOCIADOS S.C. - MEMBER OF RUSSELL  
BEDFORD INTERNATIONAL

Guilherme Auler  
GUILHERME ABOGADOS

Maritza Barzola  
RUSSELL BEDFORD PERÚ / BARZOLA &  
ASOCIADOS S.C. - MEMBER OF RUSSELL  
BEDFORD INTERNATIONAL

Stephany Giovanna Bravo de  
Rueda Arce  
RANSA

Jorge Calle  
RUBIO LEGUÍA NORMAND

Fernando Castro  
MUÑOZ, RAMÍREZ, PERÉZ-TAIMAN &  
OLAYA ABOGADOS

Cecilia Catacora  
ESTUDIO OLAECHEA, MEMBER OF LEX  
MUNDI

Norka Chirinos La Torre  
SUNARP

Tomas Cosco  
RUSSELL BEDFORD PERÚ / BARZOLA &  
ASOCIADOS S.C. - MEMBER OF RUSSELL  
BEDFORD INTERNATIONAL

Ricardo de la Piedra  
ESTUDIO OLAECHEA, MEMBER OF LEX  
MUNDI

Alfonso De Los Heros Pérez  
Albela  
ESTUDIO LUIS ECHECOPAR GARCÍA SRL

Patricia Demarini Traverso  
SUNARP

Paula Devescovi  
BARRIOS & FUENTES ABOGADOS

Carlos Diaz  
SUNARP

José Carlos Eyzaguirre  
CONUDFI

Guillermo Ferrero  
ESTUDIO FERRERO ABOGADOS

Luis Enrique Narro Forno  
SUNAT

Mariana Franco  
ESTUDIO FERRERO ABOGADOS

Luis Fuentes  
BARRIOS & FUENTES ABOGADOS

Julio Gallo  
GALLO BARRIOS PICKMANN

Pedro Grados Smith  
SUPERINTENDENCY OF BANKING,  
INSURANCE AND PRIVATE PENSION FUND  
ADMINISTRATOR

Cecilia Guzmán-Barrón  
GALLO BARRIOS PICKMANN

Oscar J. Hernandez  
GAMMA CARGO S.A.C.

Carlos Hernández Ladera  
RANSA

Giuliana Higuchi  
BARRIOS & FUENTES ABOGADOS

Jose Antonio Honda  
ESTUDIO OLAECHEA, MEMBER OF LEX  
MUNDI

César Ballón Izquierdo  
RANSA

Rafael Junco  
CAMARA PERUANA DE LA  
CONSTRUCCION

Juan Carlos Leon

Claudia López  
BARRIOS & FUENTES ABOGADOS

German Lora  
PAYET, REY, CALVI ABOGADOS

Milagros Maravi Sumar  
RUBIO LEGUIA NORMAND

Carlos Martínez  
RUBIO LEGUIA NORMAND

Ricardo Martínez Alvarez  
ACREDITA S.A.C.

Carlos Martínez Ebell  
RUBIO LEGUIA NORMAND

Jesús Matos  
ESTUDIO OLAECHEA, MEMBER OF LEX  
MUNDI

Alejandro Medina  
SUPERINTENDENCY OF BANKING,  
INSURANCE AND PRIVATE PENSION FUND  
ADMINISTRATOR

Cecilia Mercado  
GAMMA CARGO S.A.C.

Francisco Lira Miro Quesada  
SUNARP

Ronaldo Moreno-Aramburú  
BARRIOS & FUENTES ABOGADOS

Ariel Orrego-Villacorta  
BARRIOS & FUENTES ABOGADOS

Max Panay Cuya  
SUNARP

Edmundo Paredes  
SUPERINTENDENCY OF BANKING,  
INSURANCE AND PRIVATE PENSION FUND  
ADMINISTRATOR

Lucianna Polar  
ESTUDIO OLAECHEA, MEMBER OF LEX  
MUNDI

Maribel Príncipe  
RUBIO LEGUIA NORMAND

María José Puertas  
GALLO BARRIOS PICKMANN

Bruno Marchese Quintana  
RUBIO LEGUIA NORMAND

Fernando M. Ramos  
BARRIOS & FUENTES ABOGADOS

Jorge Reategui  
ESTUDIO FERRERO ABOGADOS

Sonia L. Rengifo  
BARRIOS & FUENTES ABOGADOS

Alonso Rey Bustamante  
PAYET, REY, CALVI ABOGADOS

Jose M. Reyes  
BARRIOS & FUENTES ABOGADOS

Andrea Rieckhof  
GALLO BARRIOS PICKMANN

Yúliessa Rivero  
FORSYTH ABOGADOS

Rocio Rodríguez  
GAMMA CARGO S.A.C.

Guillermo Acuña Roeder  
RUBIO LEGUIA NORMAND

Erick Rojas  
CAMARA PERUANA DE LA  
CONSTRUCCION

Emil Ruppert  
RUBIO LEGUIA NORMAND

Carolina Sáenz Llanos  
RUBIO LEGUIA NORMAND

Adolfo Sanabria  
MUÑIZ, RAMÍREZ, PERÉZ-TAIMAN &  
OLAYA ABOGADOS

Arturo Ruiz Sanchez  
RUBIO LEGUIA NORMAND

Victor Scarsi  
LUZ DEL SUR

Martin Serkovic  
ESTUDIO OLAECHEA, MEMBER OF LEX  
MUNDI

Hugo Silva  
RODRIGO, ELÍAS, MEDRANO ABOGADOS

Mario Solari Zerpa  
SUNARP

Liliana Tsuboyama Shiohama  
ESTUDIO LUIS ECHECOPAR GARCÍA SRL

Yahaida Uribe  
BARRIOS & FUENTES ABOGADOS

Jack Vainstein  
VAINSTEIN & INGENIEROS S.A.

José Antonio Valdez  
ESTUDIO OLAECHEA, MEMBER OF LEX  
MUNDI

Mariella Vilela Guevara  
SUNARP

Manuel Villa-García  
ESTUDIO OLAECHEA, MEMBER OF LEX  
MUNDI

Vanessa Watanabe  
GALLO BARRIOS PICKMANN

Agustín Yrigoyen  
GARCÍA SAYÁN ABOGADOS

Heidy Zuzunaga  
AGUIRRE ABOGADOS & ASESORES

## PHILIPPINES

SEC

Manuel Batallones  
BAP CREDIT BUREAU, INC.

Pearl Grace Cabali  
PUYAT JACINTO SANTOS LAW OFFICE

Alexander Cabrera  
ISLA LIPANA & CO.

Mylene Capangcol  
DEPARTMENT OF ENERGY

Joanna Eileen Capones  
SYCIP SALAZAR HERNANDEZ &  
GATMAITAN

Ruben Gerald Capones  
SYCIP SALAZAR HERNANDEZ &  
GATMAITAN

Cecile Margaret Caro  
SYCIP SALAZAR HERNANDEZ &  
GATMAITAN

Domingo Castillo  
SYCIP SALAZAR HERNANDEZ &  
GATMAITAN

Jon Edmarc Castillo  
SYCIP SALAZAR HERNANDEZ &  
GATMAITAN

Joseph Omar A. Castillo  
PUYAT JACINTO SANTOS LAW OFFICE

Sandhya Marie Castro  
ROMULO, MABANTA, BUENAVENTURA,  
SAYOC & DE LOS ANGELES, MEMBER OF  
LEX MUNDI

Kenneth Chua  
QUISUMBING TORRES, MEMBER FIRM OF  
BAKER & MCKENZIE INTERNATIONAL

Daniel Nicholas Darwin  
QUISUMBING TORRES, MEMBER FIRM OF  
BAKER & MCKENZIE INTERNATIONAL

Reynaldo B. Daway  
REGIONAL TRIAL COURT (RTC) -  
BRANCH 90

Emerico O. de Guzman  
ANGARA ABELLO CONCEPCION  
REGALA & CRUZ LAW OFFICES  
(ACCRALAW)

Dino de los Angeles  
ROMULO, MABANTA, BUENAVENTURA,  
SAYOC & DE LOS ANGELES, MEMBER OF  
LEX MUNDI

Emilio S. De Quiros Jr.  
REPUBLIC OF THE PHILIPPINES SOCIAL  
SECURITY SYSTEM

Anthony Dee  
SYCIP SALAZAR HERNANDEZ &  
GATMAITAN

Rafael del Rosario  
ROMULO, MABANTA, BUENAVENTURA,  
SAYOC & DE LOS ANGELES, MEMBER OF  
LEX MUNDI

Frances Yani Domingo  
SYCIP SALAZAR HERNANDEZ &  
GATMAITAN

Redel Domingo  
MERALCO

Larry Fernandez  
MANILA ELECTRIC COMPANY

Catherine Franco  
QUISUMBING TORRES, MEMBER FIRM OF  
BAKER & MCKENZIE INTERNATIONAL

Geraldine S. Garcia  
FOLLOSCO MORALLOS & HERCE

Andres Gatmaitan  
SYCIP SALAZAR HERNANDEZ &  
GATMAITAN

Victor Genuino  
MERALCO

Gwen Grecia-de Vera  
PUYAT, JACINTO & SANTOS LAW  
OFFICE

Jessica Hilado  
PUYAT, JACINTO & SANTOS LAW  
OFFICE

Tadeo F. Hilado  
ANGARA ABELLO CONCEPCION  
REGALA & CRUZ LAW OFFICES  
(ACCRALAW)

Nancy Joan M. Javier  
JAVIER LAW

Thea Marie Jimenez  
QUASHA ANCHETA PENA & NOLASCO

Salma Kuhutan  
PUYAT JACINTO SANTOS LAW OFFICE

Carina Laforteza  
SYCIP SALAZAR HERNANDEZ &  
GATMAITAN

Mary Rhauline Lambino  
SYCIP SALAZAR HERNANDEZ &  
GATMAITAN

Earla Kahlila Langit  
SYCIP SALAZAR HERNANDEZ &  
GATMAITAN

Grace Ann Lazaro  
SYCIP SALAZAR HERNANDEZ &  
GATMAITAN

Jaydee Justine Legaspi-Buduan  
ISLA LIPANA & CO.

Benjamin Lerma  
ANGARA ABELLO CONCEPCION  
REGALA & CRUZ LAW OFFICES  
(ACCRALAW)

Esther Claudine F. Lim  
ANGARA ABELLO CONCEPCION  
REGALA & CRUZ LAW OFFICES  
(ACCRALAW)

Genevieve M. Limbo  
ISLA LIPANA & CO.

Victoria Limkico  
JIMENEZ GONZALES BELLO VALDEZ  
CALUYA & FERNANDEZ

Ronald Mark Lleno  
SYCIP SALAZAR HERNANDEZ &  
GATMAITAN

Roberto Locsin  
INTERNATIONAL CONTAINER TERMINAL  
SERVICES, INC.

Eleanor Lucas Roque  
PUNONGBAYAN & ARAULLO

Marianne Miguel  
SYCIP SALAZAR HERNANDEZ &  
GATMAITAN

Jose Salvador Mirasol  
ROMULO, MABANTA, BUENAVENTURA,  
SAYOC & DE LOS ANGELES, MEMBER OF  
LEX MUNDI

Jesúsito G. Morallos  
FOLLOSCO MORALLOS & HERCE

Freddie Naagas  
SCM CREATIVE CONCEPTS INC.

Jomini C. Nazareno  
ROMULO, MABANTA, BUENAVENTURA,  
SAYOC & DE LOS ANGELES, MEMBER OF  
LEX MUNDI

Amanda Nograls  
ROMULO, MABANTA, BUENAVENTURA,  
SAYOC & DE LOS ANGELES, MEMBER OF  
LEX MUNDI

Carla Ortiz  
ROMULO, MABANTA, BUENAVENTURA,  
SAYOC & DE LOS ANGELES, MEMBER OF  
LEX MUNDI

Maria Christina Ortua  
SYCIP SALAZAR HERNANDEZ &  
GATMAITAN

Benedicto Panigbatan  
SYCIP SALAZAR HERNANDEZ &  
GATMAITAN

Emmanuel C. Paras  
SYCIP SALAZAR HERNANDEZ &  
GATMAITAN

Floriza Poblete  
ISLA LIPANA & CO.

Elaine Patricia S. Reyes  
ANGARA ABELLO CONCEPCION  
REGALA & CRUZ LAW OFFICES  
(ACCRALAW)

Ruben Gerald Ricasata  
PUYAT JACINTO SANTOS LAW OFFICE

Ricardo J. Romulo  
ROMULO, MABANTA, BUENAVENTURA,  
SAYOC & DE LOS ANGELES, MEMBER OF  
LEX MUNDI

Jose Voltaire Sagles  
PROPLE BPO, INC

Rowena Fatima Salonga  
PUYAT JACINTO SANTOS LAW OFFICE

Neptali Salvanera  
ANGARA ABELLO CONCEPCION  
REGALA & CRUZ LAW OFFICES  
(ACCRALAW)

Froilan Savet  
MERALCO

Richmund Sta Lucia  
BAKER & MCKENZIE

Felix Sy  
BAKER & MCKENZIE

Carlos Martin Tayag  
ROMULO, MABANTA, BUENAVENTURA,  
SAYOC & DE LOS ANGELES, MEMBER OF  
LEX MUNDI

Anna Bianca Torres  
PUYAT, JACINTO & SANTOS LAW  
OFFICE

Patrick Tovey  
INTERNATIONAL CONTAINER TERMINAL  
SERVICES, INC.

Glenn T. Tuazon  
ROMULO, MABANTA, BUENAVENTURA,  
SAYOC & DE LOS ANGELES, MEMBER OF  
LEX MUNDI

Manuel V. Pangilinan  
MAYNILAD WATER SERVICES, INC.

Ma. Melva Valdez  
JIMENEZ GONZALES BELLO VALDEZ  
CALUYA & FERNANDEZ

Shirley Velasquez  
PUYAT, JACINTO & SANTOS LAW  
OFFICE

Isagani Versoza  
DBO

Ivy Villamor  
PROPLE BPO, INC

Erwin Villasanta  
DMCI

Vernon Ray Vinluan  
DEPARTMENT OF ENERGY

Peter Young  
INTERNATIONAL CONTAINER TERMINAL  
SERVICES, INC.

Redentor C. Zapata  
QUASHA ANCHETA PENA & NOLASCO

Gil Roberto Zerrudo  
QUISUMBING TORRES, MEMBER FIRM OF  
BAKER & MCKENZIE INTERNATIONAL

## POLAND

AGENCJA TRANSPORTOWA MAKRO  
SERVICE

BUSINESS & LAW BLOG

PwC POLAND

Kaja Agnieszka Laszczych  
RAPOSO BERNARDO & ASSOCIADOS

Michał Anastasiu  
KANCLERIA PRAWA GOSPODARCZEGO  
& I EKOLOGICZNEGO DR BARTOSZ  
DRANIEWICZ

Andrzej Balicki  
DLA PIPER WIATER SP.K.

Michał Barłowski  
WARDYŃSKI & PARTNERS

Michał Białobrzeski  
HOGAN LOVELLS (WARSZAWA) LLP

Katarzyna Bilewska  
DENTONS

Aleksander Borowicz  
BIURO INFORMACJI KREDYTOWEJ S.A.

Adrian Branny  
DELOITTE DORADZTWO PODATKOWE  
SP. Z O.O.

- Urszula Brzezińska  
BLACKSTONES
- Kinga Ciekiera  
STOPCZYK & MIKULSKI
- Michał Chyla  
DELOITTE DORADZTWO PODATKOWE  
SP. Z O.O.
- Krzysztof Cieplicki  
GIDE LOYRETTE NOUËL POLAND  
WARSAW
- Tomasz Czech  
RAIFFEISEN BANK POLSKA S.A.
- Michał Dąbrowski  
MINISTRY OF JUSTICE
- Tomasz Dąbrowski  
MINISTRY OF ECONOMY
- Stanisław Derko  
IZBA ARCHITEKTÓW
- Andrzej Dmowski  
RUSSELL BEDFORD DZO SP. Z  
O.O. - MEMBER OF RUSSELL BEDFORD  
INTERNATIONAL
- Bartosz Draniewicz  
KANCELARIA PRAWA GOSPODARCZEGO  
I EKOLOGICZNEGO DR BARTOSZ  
DRANIEWICZ
- Anna Drozdz  
MINISTRY OF FINANCE
- Mateusz Dróżdż  
GIDE LOYRETTE NOUËL POLAND  
WARSAW
- Edyta Dubikowska  
SQUIRE SANDERS ŚWIĘCICKI KRZESIAK  
SP.K.
- Rafał Dziedzic  
GIDE LOYRETTE NOUËL POLAND  
WARSAW
- Agnieszka Fedor  
WKB WIERCINSKI, KWIECINSKI, BAEHR
- Krzysztof Feluch  
WIERZBOWSKI EVERSHEDES, MEMBER OF  
EVERSHEDES INTERNATIONAL LTD.
- Sofia Ferreira Enriquez  
RAPOSO BERNARDO & ASSOCIADOS
- Marek Firlej  
MINISTRY OF FINANCE
- Lech Gilicinski  
K&L GATES POLAND
- Judith Gliniecki  
WIERZBOWSKI EVERSHEDES, MEMBER OF  
EVERSHEDES INTERNATIONAL LTD.
- Michał Gliński  
WARDYŃSKI & PARTNERS
- Rafał Godlewski  
WARDYŃSKI & PARTNERS
- Jaromir Grabowski  
WOJEWÓDZKI INSPEKTORAT NADZORU  
BUDOWLANEGO W WARSZAWIE
- Mirosław Hagemejer  
URZĄD MIASTA LUBLIN
- Monika Hartung  
WARDYŃSKI & PARTNERS
- Łukasz Iwański  
ERGONOMIX
- Justyna Jamroży  
CHADBOURNE & PARKE LLP
- Joanna Jasiewicz  
GIDE LOYRETTE NOUËL POLAND  
WARSAW
- Jakub Jędrzejak  
WKB WIERCINSKI, KWIECINSKI, BAEHR
- Magdalena Kalińska  
WKB WIERCINSKI, KWIECINSKI, BAEHR
- Tomasz Kański  
SOETYSIŃSKI KAWECKI & SZLĘZAK
- Mariusz Każuch  
MINISTRY OF FINANCE
- Katarzyna Kopytowska  
DLA PIPER WIATER SP.K.
- Olga Koszewska  
CHADBOURNE & PARKE LLP
- Kinga Kowalska  
GIDE LOYRETTE NOUËL POLAND  
WARSAW
- Joanna Kozłowska  
RAPOSO BERNARDO & ASSOCIADOS
- Adam Krause  
KRAUSE LEGAL
- Ewa Łachowska - Brol  
WIERZBOWSKI EVERSHEDES, MEMBER OF  
EVERSHEDES INTERNATIONAL LTD.
- Konrad Piotr Lewandowski
- Agnieszka Lisiecka  
WARDYŃSKI & PARTNERS
- Wojciech Łuczka  
HOGAN LOVELLS (WARSAWA) LLP
- Krzysztof Markowski  
BIURO INFORMACJI KREDYTOWEJ S.A.
- Tomasz Michalak  
MINISTRY OF FINANCE
- Sebastian Michalik  
CARGO-PARTNER SPEDYCJA SP. Z O.O.
- Tomasz Michalik  
MDDP MICHALIK DELUSKA DZIEDZIC  
I PARTNERZY
- Marko Mihajic  
MAERSK LINE POLAND
- Robert Mikulski  
STOPCZYK & MIKULSKI
- Michał Niemirowicz-Szczytt  
BNT NEUPERT ZAMORSKA & PARTNERZY  
SP.J.
- Zygmunt Niewiadomski  
WARSAW SCHOOL OF ECONOMICS
- Joanna Nowakowska-Drapała  
NOTARIAT POLSKI
- Filip Opoka  
DLA PIPER WIATER SP.K.
- Krzysztof Pawlak  
SOETYSIŃSKI KAWECKI & SZLĘZAK
- Alexandra Pereira dos Reis  
RAPOSO BERNARDO & ASSOCIADOS
- Łukasz Piebiak  
MINISTRY OF JUSTICE
- Włodzimierz Płachciński  
SKANSKA S.A.
- Adrian Praczuk  
MINISTRY OF FINANCE
- Tomasz Protas  
WARBUD
- Bartłomiej Raczkowski  
BARTŁOMIEJ RACZKOWSKI KANCELARIA  
PRAWA PRACY
- Karol Ruszkowski  
HOGAN LOVELLS (WARSAWA) LLP
- Piotr Sadownik  
GIDE LOYRETTE NOUËL POLAND  
WARSAW
- Aneta Saramak  
DELOITTE DORADZTWO PODATKOWE  
SP. Z O.O.
- Katarzyna Sarek  
BARTŁOMIEJ RACZKOWSKI KANCELARIA  
PRAWA PRACY
- Joanna Sebzda-Zafuska  
GWW LEGAL
- Karol Skibniewski  
SOETYSIŃSKI KAWECKI & SZLĘZAK
- Zbigniew Skórczyński  
CHADBOURNE & PARKE LLP
- Marek Sosnowski  
GIDE LOYRETTE NOUËL POLAND  
WARSAW
- Michał Steinhagen  
WARDYŃSKI & PARTNERS
- Michał Suska  
ERGONOMIX
- Peter Świącicki  
SQUIRE SANDERS ŚWIĘCICKI KRZESIAK  
SP.K.
- Izabela Szczygielska  
WKB WIERCINSKI, KWIECINSKI, BAEHR
- Łukasz Szegda  
WARDYŃSKI & PARTNERS
- Maciej Szwedowski  
SQUIRE SANDERS ŚWIĘCICKI KRZESIAK  
SP.K.
- Anna Tarasiuk-Flodrowska  
HOGAN LOVELLS (WARSAWA) LLP
- Dariusz Tokarczuk  
GIDE LOYRETTE NOUËL POLAND  
WARSAW
- Ryszard Trykosko  
POLISH ASSOCIATION OF CIVIL  
ENGINEERS
- Dominika Wagrodzka  
BNT NEUPERT ZAMORSKA & PARTNERZY  
SP.J.
- Dariusz Wasylkowski  
WARDYŃSKI & PARTNERS
- Jerzy Widzyk  
WARBUD
- Robert Windmill  
WINDMILL GASIEWSKI & ROMAN  
LAW OFFICE
- Steven Wood  
BLACKSTONES
- Tomasz Zabost  
PROLOGIS
- Małgorzata Zamorska  
BNT NEUPERT ZAMORSKA & PARTNERZY  
SP.J.
- Grażyna Zaremba  
RUSSELL BEDFORD DZO SP. Z  
O.O. - MEMBER OF RUSSELL BEDFORD  
INTERNATIONAL
- PORTUGAL**
- Victor Abrantes
- Joana Abreu  
ABREU ADVOGADOS
- Bruno Andrade Alves  
PwC PORTUGAL
- Natália Garcia Alves  
ABREU ADVOGADOS
- Nuno Alves Mansilha  
MIRANDA CORREIA AMENDEOIRA  
& ASSOCIADOS - SOCIEDADE DE  
ADVOGADOS RL
- Joana Andrade Correia  
RAPOSO BERNARDO & ASSOCIADOS
- Filipa Arantes Pedroso  
MORAIS LEITÃO, GALVÃO TELES,  
SOARES DA SILVA & ASSOCIADOS,  
MEMBER OF LEX MUNDI
- Miguel Azevedo  
GARRIGUES PORTUGAL S.L.P. -  
SUCURSAL
- Diana Bandeira  
PEDRO RAPOSO & ASSOCIADOS
- João Banza  
PwC PORTUGAL
- Manuel P. Barrocas  
BARROCAS ADVOGADOS
- Mark Bekker  
BEKKER LOGISTICA
- João Cadete de Matos  
BANCO DE PORTUGAL
- Rui Capote  
PLEN - SOCIEDADE DE ADVOGADOS,  
RL
- Fernando Cardoso da Cunha  
GALI MACEDO & ASSOCIADOS
- Tiago Castanheira Marques  
ABREU ADVOGADOS
- Susana Cebola  
INSTITUTO DOS REGISTOS E DO  
NOTARIADO
- Marcelo Correia Alves  
BARROCAS ADVOGADOS
- Joaquim Correia Teixeira  
EDP DISTRIBUIÇÃO - ENERGIA, SA
- Andreia Damásio  
PEDRO RAPOSO & ASSOCIADOS
- Miguel de Avillez Pereira  
ABREU ADVOGADOS
- Cristina Dein  
DEIN ADVOGADOS
- João Duarte de Sousa  
GARRIGUES PORTUGAL S.L.P. -  
SUCURSAL
- Jaime Esteves  
PwC PORTUGAL
- Bruno Ferreira  
GARRIGUES PORTUGAL S.L.P. -  
SUCURSAL
- Sofia Ferreira Enriquez  
RAPOSO BERNARDO & ASSOCIADOS
- Ana Filipa Ribeiro  
PwC PORTUGAL
- Tereza Garcia André  
MIRANDA CORREIA AMENDEOIRA  
& ASSOCIADOS - SOCIEDADE DE  
ADVOGADOS RL
- Francisco Goes Pinheiro  
AVM ADVOGADOS
- Nuno Pimentel Gomes  
ABREU ADVOGADOS
- Patricia Gomes  
MORAIS LEITÃO, GALVÃO TELES,  
SOARES DA SILVA & ASSOCIADOS,  
MEMBER OF LEX MUNDI
- Tania Gomes  
NEVILLE DE ROUGEMONT &  
ASSOCIADOS
- Paulo Henriques  
P. HENRIQUES - CONSULTORIA, LDA
- Miguel Inácio Castro  
MOUTEIRA GUERREIRO, ROSA AMARAL  
& ASSOCIADOS - SOCIEDADE DE  
ADVOGADOS R.L.
- Francisco Lemos  
AVM ADVOGADOS PORTUGAL
- Tiago Lemos  
PLEN - SOCIEDADE DE ADVOGADOS,  
RL
- Bruno Lobato  
MOUTEIRA GUERREIRO, ROSA AMARAL  
& ASSOCIADOS - SOCIEDADE DE  
ADVOGADOS R.L.
- Jorge Pedro Lopes  
POLYTECHNIC INSTITUTE OF BRAGANÇA
- Rita Lopes  
MORAIS LEITÃO, GALVÃO TELES,  
SOARES DA SILVA & ASSOCIADOS,  
MEMBER OF LEX MUNDI
- Helga Lopes Ribeiro  
MOUTEIRA GUERREIRO, ROSA AMARAL  
& ASSOCIADOS - SOCIEDADE DE  
ADVOGADOS R.L.
- Tiago Gali Macedo  
GALI MACEDO & ASSOCIADOS
- Ana Margarida Maia  
MIRANDA CORREIA AMENDEOIRA  
& ASSOCIADOS - SOCIEDADE DE  
ADVOGADOS RL
- Miguel Marques dos Santos  
GARRIGUES PORTUGAL S.L.P. -  
SUCURSAL
- Isabel Martínez de Salas  
GARRIGUES PORTUGAL S.L.P. -  
SUCURSAL
- Bruna Melo  
PwC PORTUGAL
- Susana Melo  
GRANT THORNTON LLP
- Joaquim Luis Mendes  
GRANT THORNTON LLP
- Marianne Mendes Webber  
SOUZA, CESSON, BARRIEU & FLESCH  
ADVOGADOS
- João Moucheira  
INSTITUTO DOS REGISTOS E DO  
NOTARIADO
- António Mouteira Guerreiro  
MOUTEIRA GUERREIRO, ROSA AMARAL  
& ASSOCIADOS - SOCIEDADE DE  
ADVOGADOS R.L.
- Rodrigo Natanael Costa  
PwC PORTUGAL
- Vânia Nicolau  
PEDRO RAPOSO & ASSOCIADOS
- Rita Nogueira Neto  
GARRIGUES PORTUGAL S.L.P. -  
SUCURSAL
- Benedita Nunes  
MORAIS LEITÃO, GALVÃO TELES,  
SOARES DA SILVA & ASSOCIADOS,  
MEMBER OF LEX MUNDI
- Catarina Nunes  
PwC PORTUGAL
- Vitorino Oliveira  
INSTITUTO DOS REGISTOS E DO  
NOTARIADO
- Rui Peixoto Duarte  
ABREU ADVOGADOS
- Pedro Pereira Coutinho  
GARRIGUES PORTUGAL S.L.P. -  
SUCURSAL
- António Luis Pereira Figueiredo  
INSTITUTO DOS REGISTOS E DO  
NOTARIADO
- Tiago Pereira Monteiro  
AVM ADVOGADOS
- Inga Petkelyte-Klikeviciene  
KPL LEGAL
- Frederica Pinto  
RAPOSO BERNARDO & ASSOCIADOS
- Andreia Pires Prazeres  
PwC PORTUGAL
- Acácio Pita Negrão  
PLEN - SOCIEDADE DE ADVOGADOS,  
RL
- Rita Pitacas  
PEDRO RAPOSO & ASSOCIADOS
- Nelson Raposo Bernardo  
RAPOSO BERNARDO & ASSOCIADOS
- Pedro Reis e Silva  
PEDRO RAPOSO & ASSOCIADOS
- Maria João Ricou  
CUATRECASAS, GONÇALVES PEREIRA
- Filomena Rosa  
INSTITUTO DOS REGISTOS E DO  
NOTARIADO
- Francisco Salgueiro  
NEVILLE DE ROUGEMONT &  
ASSOCIADOS
- Maria do Ceu Santiago  
MCS ADVOGADOS
- Pedro Santos  
GRANT THORNTON LLP
- Raquel Santos  
MORAIS LEITÃO, GALVÃO TELES,  
SOARES DA SILVA & ASSOCIADOS,  
MEMBER OF LEX MUNDI
- Filipe Santos Barata  
GÓMEZ-ACEBO & POMBO ABOGADOS,  
S.L.P. SUCURSAL EM PORTUGAL



Susana Santos Valente  
PEDRO RAPOSO & ASSOCIADOS

Cristina Serrazina  
PEDRO RAPOSO & ASSOCIADOS

Ana Sofia Silva  
CUATRECASAS, GONÇALVES PEREIRA

Carmen Silva  
CREDINFORMAÇÕES/ EQUIFAX

Luís Filipe Sousa  
PWC PORTUGAL

Francisco Sousa Guedes  
SGOC SOUSA GUEDES, OLIVEIRA  
COUTO & ASSOCIADOS, SOC.  
ADVOGADOS R.L.

Carmo Sousa Machado  
ABREU ADVOGADOS

Rui Souto  
PEDRO RAPOSO & ASSOCIADOS

João Paulo Teixeira de Matos  
GARRIGUES PORTUGAL S.L.P. -  
SUCURSAL

Ricardo Veloso  
VMP - VELOSO, MENDES, PATEO  
ASSOCIADOS, SOCIEDADE DE  
ADVOGADOS RL

António Vicente Marques  
AVM ADVOGADOS

## PUERTO RICO (U.S.)

TRANSUNION DE PUERTO RICO

Viviana Aguilo  
PWC PUERTO RICO

Alfredo Alvarez-Ibañez  
O'NEILL & BORGES

Salvador Antonetti  
O'NEILL & BORGES

Juan Aquino  
O'NEILL & BORGES

Antonio A. Arias-Larcada  
MCCONNELL VALDES LLC

Vanessa Badillo  
O'NEILL & BORGES

Hermann Bauer  
O'NEILL & BORGES

Nikos Buxeda Ferrer  
ADSUAR MUÑIZ GOYCO SEDA &  
PÉREZ-OCHOA, PSC

Jorge Capó Matos  
O'NEILL & BORGES

Samuel Céspedes Jr.  
MCCONNELL VALDES LLC

Odemaris Chacon  
WILLIAM ESTRELLA | ATTORNEYS &  
COUNSELORS

Walter F. Chow  
O'NEILL & BORGES

Manuel De Lemos  
MANUEL DE LEMOS AIA

Myrtelesa Diaz-Pedrosa  
ADSUAR MUÑIZ GOYCO SEDA &  
PÉREZ-OCHOA, PSC

Antonio Escudero  
MCCONNELL VALDES LLC

Alfonso Fernandez  
IVYPORT LOGISTICAL SERVICES INC.

Ubaldo Fernandez  
O'NEILL & BORGES

Bennett Díaz Figueroa  
COLEGIO DE ARQUITECTOS Y  
ARQUITECTOS PAISAJISTAS DE PUERTO  
RICO

Julio A. Galíndez  
FPV & GALÍNDEZ CPAs, PSC  
- MEMBER OF RUSSELL BEDFORD  
INTERNATIONAL

Rocio Herrera  
BANCO POPULAR DE PUERTO RICO

Pedro Janer  
CMA ARCHITECTS & ENGINEERS LLP

Larissa Maldonado  
AMERICAN BAR ASSOCIATION

Jerry Marrero  
O'NEILL & BORGES

Oscar O. Meléndez-Sauri  
MALLEY TAMARGO & MELÉNDEZ-  
SAURI, LLC

Luis Mongil-Casasnovas  
MARTINEZ ODELL & CALABRIA

Jose Morales  
MULTI-PAK POSTAL SERVICE

Isis Perez  
O'NEILL & BORGES

Victor Rodriguez  
MULTITRANSPORT & MARINE CO.

Victor Rodriguez  
PWC PUERTO RICO

Ana Margarita Rodríguez  
O'NEILL & BORGES

Victor R. Rodríguez  
O'NEILL & BORGES

Loudres Rodríguez-Morera

Antonio Roig  
O'NEILL & BORGES

Edgardo Rosa-Ortiz  
FPV & GALÍNDEZ CPAs, PSC  
- MEMBER OF RUSSELL BEDFORD  
INTERNATIONAL

Jorge M. Ruiz Montilla  
MCCONNELL VALDES LLC

Patricia Salichs-Rosselló  
MCCONNELL VALDES LLC

Jaime Santos  
PIETRANTONI MENDEZ & ALVAREZ LLP

Eduardo Tamargo  
MALLEY TAMARGO & MELÉNDEZ-  
SAURI, LLC

Jennifer Tejada  
BANCO POPULAR DE PUERTO RICO

Paola Ubiñas  
O'NEILL & BORGES

Tania Vazquez Maldonado  
BANCO POPULAR DE PUERTO RICO

Travis Wheatley  
O'NEILL & BORGES

Nayuan Zouairabani  
O'NEILL & BORGES

## QATAR

BADRI AND SALIM EL MEOUCHI LAW  
FIRM, MEMBER OF INTERLEGES

Hani Al Naddaf  
AL TAMIMI & COMPANY ADVOCATES  
& LEGAL CONSULTANTS

Rashed Albuflasa  
NOBLE GLOBAL LOGISTICS

A. Rahman Mohamed Al-Jufairi  
ADVOCATES & LEGAL CONSULTANTS

Monita Barghachieh  
PINSENT MASONS LLP

Arnaud Depierrefeuf  
UGGC AVOCATS DOHA

Karim El Gebaily  
TALAL ABU GHAZALEH LEGAL (TAG-  
LEGAL)

Fouad El Haddad  
LALIVE LLC

Chadia El Meouchi  
BADRI AND SALIM EL MEOUCHI LAW  
FIRM, MEMBER OF INTERLEGES

James Elwen  
PINSENT MASONS LLP

Dalal K. Farhat Harb  
ARAB ENGINEERING BUREAU

Karim Hamdy  
SULTAN AL-ABDULLA & PARTNERS

Walid Honein  
BADRI AND SALIM EL MEOUCHI LAW  
FIRM, MEMBER OF INTERLEGES

Rafiq Jaffer  
AL TAMIMI & COMPANY ADVOCATES  
& LEGAL CONSULTANTS

Upuli Kasthuriarachchi  
PWC QATAR

Sajid Khan  
PWC QATAR

Frank Lucente  
AL TAMIMI & COMPANY ADVOCATES  
& LEGAL CONSULTANTS

Elias Matri  
BADRI AND SALIM EL MEOUCHI LAW  
FIRM, MEMBER OF INTERLEGES

Arnaud Montouché  
UGGC AVOCATS DOHA

Declan Mordaunt  
PWC QATAR

Safwan Moubaydeen  
DENTONS

Nadine Naji  
DENTONS

Zaher Nammour  
DENTONS

Charbel Neaman  
CLYDE & CO.

Sujani Nisansala  
PWC QATAR

Michael Palmer  
PATTON BOGGS LLP

Mohamed Riaz  
SULTAN AL-ABDULLA & PARTNERS

David Salt  
CLYDE & CO.

Annette Seiffert  
CLYDE & CO.

Zain Al Abdin Sharar  
QATAR FINANCIAL MARKETS  
AUTHORITY (QFMA)

## ROMANIA

NATIONAL TRADE REGISTRY OFFICE

NATIONAL UNION OF CIVIL LAW  
NOTARIES OF ROMANIA

Nicolai Adam  
JUCA ZBĂRCEA & ASOCIATII

Ana Anghel  
ANGHEL STABB & PARTNERS

Cosmin Anghel  
CLIFFORD CHANCE BADEA SCA

Mihai Anghel  
JUCA ZBĂRCEA & ASOCIATII

Gabriela Anton  
JUCA ZBĂRCEA & ASOCIATII

Andrei Badiu  
3B EXPERT AUDIT - MEMBER OF  
RUSSELL BEDFORD INTERNATIONAL

Florina Balanescu  
ENEL

Emanuel Băncilă  
D&B DAVID ȘI BAIAS LAW FIRM

Irina Elena Bănică  
POP PEPA SCA ATTORNEYS-AT-LAW

Alexandra Barac  
POP PEPA SCA ATTORNEYS-AT-LAW

Monica Băbuc  
ANGHEL STABB & PARTNERS

Paula Boteanu  
DLA PIPER DINU SCA

Alin Buftea  
DLA PIPER DINU SCA

Alice Burtea  
POP PEPA SCA ATTORNEYS-AT-LAW

Maria Cambien  
PWC ROMANIA

Vadim Chiriac  
DLA PIPER DINU SCA

Diana Chitea  
D&B DAVID ȘI BAIAS LAW FIRM

Alin Chitu  
JUCA ZBĂRCEA & ASOCIATII

Mariana Ciocoiu  
JINGA, MARAVELA & ASOCIATII

Cristina Ciuca  
D&B DAVID ȘI BAIAS LAW FIRM

Veronica Cocârlea  
JINGA, MARAVELA & ASOCIATII

Raluca Coman  
CLIFFORD CHANCE BADEA SCA

Anamaria Corbescu  
SALANS FMC SNR DENTON EUROPE -  
TODOR ȘI ASOCIATII SCA

Oana Cornescu  
JUCA ZBĂRCEA & ASOCIATII

Tiberiu Csaki  
SALANS FMC SNR DENTON EUROPE -  
TODOR ȘI ASOCIATII SCA

Radu Damaschin  
NESTOR NESTOR DICULESCU KINGSTON  
PETERSEN

Crina Danila  
MUȘAT & ASOCIATII

Peter De Ruitter  
PWC ROMANIA

Luminita Dima  
NESTOR NESTOR DICULESCU KINGSTON  
PETERSEN

Adriana Dobre  
D&B DAVID ȘI BAIAS LAW FIRM

Madalina Dobre  
D&B DAVID ȘI BAIAS LAW FIRM

Rodica Dobre  
PWC ROMANIA

Monia Dobrescu  
MUȘAT & ASOCIATII

Ion Dragulin  
NATIONAL BANK OF ROMANIA

Marina Dranga  
DRAKOPOULOS LAW FIRM

Laura Adina Duca  
NESTOR NESTOR DICULESCU KINGSTON  
PETERSEN

Alina Dumitrascu  
CABINET CONSULTANTA ECONOMICA  
MERCESCU

Serban Epure  
BIROUL DE CREDIT

Georgiana Evi  
CLIFFORD CHANCE BADEA SCA

Oana Felea  
POP PEPA SCA ATTORNEYS-AT-LAW

Iulia Ferăstrău-Grigore  
JINGA, MARAVELA & ASOCIATII

Sorina Galea  
PWC ROMANIA

Adriana Gaspar  
NESTOR NESTOR DICULESCU KINGSTON  
PETERSEN

Monica Georgiadis  
DLA PIPER DINU SCA

Laurentiu Gorun  
DRAKOPOULOS LAW FIRM

Mădălina Grigoraș  
JINGA, MARAVELA & ASOCIATII

Marius Grigorescu  
LEALUA & ASOCIATII

Adina Grosu  
SALANS FMC SNR DENTON EUROPE -  
TODOR ȘI ASOCIATII SCA

Argentina Hincu  
SALANS FMC SNR DENTON EUROPE -  
TODOR ȘI ASOCIATII SCA

Ana-Maria Hrituc  
SULICA PROTOPOPOSCU VONICA

Cristina Iacobescu  
POP PEPA SCA ATTORNEYS-AT-LAW

Diana Emanuela Ispas  
NESTOR NESTOR DICULESCU KINGSTON  
PETERSEN

Horia Ispas  
JUCA ZBĂRCEA & ASOCIATII

Mihai Jelea  
EVERSHEDS LINA & GUIA SCA

Mircea Jinga  
JINGA, MARAVELA & ASOCIATII

Crenguta Leaua  
LEALUA & ASOCIATII

Andreea Lepadatu  
SALANS FMC SNR DENTON EUROPE -  
TODOR ȘI ASOCIATII SCA

Cristian Lina  
LINA & GUIA SCA

Edita Lovin  
RETIRED JUDGE OF ROMANIAN SUPREME  
COURT OF JUSTICE

Ileana Lucian  
MUȘAT & ASOCIATII

Andreea-Maria Lupulet  
POP PEPA SCA ATTORNEYS-AT-LAW

Smaranda Mandrescu  
POP PEPA SCA ATTORNEYS-AT-LAW

Dumitru Viorel Manescu  
NATIONAL UNION OF CIVIL LAW  
NOTARIES OF ROMANIA

Gelu Maravela  
JINGA, MARAVELA & ASOCIATII

Alina Matei  
SAVESCU & ASOCIATII

Neil McGregor  
MCGREGOR & PARTNERS S.C.A.

Carmen Medar  
D&B DAVID ȘI BAIAS LAW FIRM

Mariana Mercescu  
CABINET CONSULTANTA ECONOMICA  
MERCESCU

Cătălina Mihăilescu  
JUCA ZBĂRCEA & ASOCIATII

Mihaela Mihi  
SALANS FMC SNR DENTON EUROPE -  
TODOR ȘI ASOCIATII SCA

Dan Mioinui  
MUȘAT & ASOCIATII

Bianca Mircea  
POP PEPA SCA ATTORNEYS-AT-LAW

Ana Mirea  
CLIFFORD CHANCE BADEA SCA

Ioana Morar  
DLA PIPER DINU SCA

Mona Mușat  
MUȘAT & ASOCIATII

Razvan Nanescu  
NESTOR NESTOR DICULESCU KINGSTON  
PETERSEN

Carmen Năstase  
JUCA ZBĂRCEA & ASOCIATII

Adriana Neagoe  
NATIONAL BANK OF ROMANIA

Manuela Marina Nestor  
NESTOR NESTOR DICULESCU KINGSTON  
PETERSEN

Theodor Catalin Nicolescu  
NICOLESCU & PERIANU LAW FIRM

Ariana Elena Pantea  
JINGA, MARAVELA & ASOCIATII

Marius Pătrășcanu  
JINGA, MARAVELA & ASOCIATII

Steven Pepa  
POP PEPA SCA ATTORNEYS-AT-LAW

Laurențiu Petre  
SĂVESCU & ASOCIATII

Alina Pintica  
ȚUCA ZBĂRCEA & ASOCIATII

Monica Pirvulescu  
POP PEPA SCA ATTORNEYS-AT-LAW

Ana Maria Placintescu  
MUȘAT & ASOCIATII

Carolina Pletniuc  
LINA & GUIA SCA

Claudiu Pop  
POP PEPA SCA ATTORNEYS-AT-LAW

Alina Elena Popescu  
JINGA, MARAVELA & ASOCIATII

Iulian Popescu  
MUȘAT & ASOCIATII

Mariana Popescu  
NATIONAL BANK OF ROMANIA

Tiberiu Potyesz  
BITRANS LTD.

Elena Preotescu  
DLA PIPER DINU SCA

Sebastian Radocea  
ȚUCA ZBĂRCEA & ASOCIATII

Cristian Radu  
ȚUCA ZBĂRCEA & ASOCIATII

Laura Radu  
STOICA & ASOCIATII - SOCIETATE  
CIVILĂ DE AVOCAȚI

Ana Maria Ralea  
D&B DAVID ȘI BAIAS LAW FIRM

Alexandra-Elena Rimbu  
JINGA, MARAVELA & ASOCIATII

Anda Rojanschi  
D&B DAVID ȘI BAIAS LAW FIRM

Angela Rosca  
TAXHOUSE SRL

Adrian Rotaru  
CLIFFORD CHANCE BADEA SCA

Silvia Sandu  
MUȘAT & ASOCIATII

Raluca Sanucean  
ȚUCA ZBĂRCEA & ASOCIATII

Andrei Săvescu  
SĂVESCU & ASOCIATII

Alexandru Slujitoru  
D&B DAVID ȘI BAIAS LAW FIRM

Catalina Sodolescu  
NESTOR NESTOR DICULESCU KINGSTON  
PETERSEN

Oana Soviani  
SALANS FMC SNR DENTON EUROPE -  
TODOR ȘI ASOCIATII SCA

David Stabb  
ANGHEL STABB & PARTNERS

Anca Stanculescu  
LAW OFFICES CORNEL TABARTA

Lorena Stanculescu  
LAW OFFICES LORENA STANCIULESCU

Ionut Stancu  
NESTOR NESTOR DICULESCU KINGSTON  
PETERSEN

Sorin Corneliu Stratula  
STRATULA MOCANU & ASOCIATII

Mariana Sturza  
ȚUCA ZBĂRCEA & ASOCIATII

Roxana Talasman Abrasu  
NESTOR NESTOR DICULESCU KINGSTON  
PETERSEN

Ruxandra Tarlescu  
PwC ROMANIA

Florin Tineghe  
DLA PIPER DINU SCA

Laura Tiuca  
SALANS FMC SNR DENTON EUROPE -  
TODOR ȘI ASOCIATII SCA

Andra Trantea  
DLA PIPER DINU SCA

Ada Țucă  
JINGA, MARAVELA & ASOCIATII

Anca Maria Ulea  
MUȘAT & ASOCIATII

Cristina Vedel  
POP PEPA SCA ATTORNEYS-AT-LAW

## RUSSIAN FEDERATION

ALLEN & OVERY LLP

ESPRO REAL ESTATE

Andrei Afanasiev  
BAKER & MCKENZIE - CIS, LIMITED

Marat Agabalyan  
HERBERT SMITH FREEHILLS CIS LLP

Alexey Agafonov  
NORTH STAR

Mike Allen  
RUSSIA CONSULTING LLC

Julia Andreeva  
CAPITAL LEGAL SERVICES LLC

Anatoly E. Andriash  
NORTON ROSE FULBRIGHT (CENTRAL  
EUROPE) LLP

Mikhail Anosov  
CAPITAL LEGAL SERVICES LLC

Irina Anyukhina  
ALRUD LAW FIRM

Stefan Bakh  
PUBLISHING HOUSE CUSTOMS  
TERMINALS

Konstantin Baranov  
CMS LEGAL

Maxim Barashev  
BARABASHEV & PARTNERS LAW FIRM

Edward Bekeschenko  
BAKER & MCKENZIE

Derek Bloom  
CAPITAL LEGAL SERVICES LLC

Egor Bogdanov  
GIDE LOYRETTE NOUËL, MEMBER OF  
LEX MUNDI

Margarita Borisenkova  
BADIS

Julia Borozdna  
PEPELAEV GROUP

Alexander Bryantsev  
LEVINE BRIDGE

Sergey Budylin  
ROCHE & DUFFAY

Maria Bykovskaya  
GIDE LOYRETTE NOUËL, MEMBER OF  
LEX MUNDI

Olga Leonova  
ROCHE & DUFFAY

Stepan Lubavsky  
FINEC

Dmitry Lyakhov  
RUSSIN & VECCHI

Igor N. Makarov  
BAKER & MCKENZIE - CIS, LIMITED

Borisenkova Margarita  
BADIS

Andrey Mikhailov  
HOUGH TROFIMOV & PARTNERS

Ekaterina Motyvan  
YUST LAW FIRM

Radmila Nikitina  
YUST LAW FIRM

Elena Ogawa  
LEVINE BRIDGE

Elvira Gadelshina  
KHRENOV & PARTNERS

Oleg Ganeles

Roman Goldberg  
Victoria Gourinovitch  
GROUPE SEB

Andrey Grinev  
STATE DEVELOPMENT

Andrey Gruzintsev  
NORTH STAR

Julia Iglina  
EGOROV PUGINSKY AFANASIEV &  
PARTNERS

Maria Ivakina  
ALRUD LAW FIRM

Ivan Ivanov  
FINEC

Anna Ivanova  
EGOROV PUGINSKY AFANASIEV &  
PARTNERS

Anton Kalanov  
INTEREXPERTIZA LLC, MEMBER OF AGN  
INTERNATIONAL

Guzaliya Kamalova  
BADIS

Pavel Karpunin  
CAPITAL LEGAL SERVICES LLC

Ekaterina Karunets  
BAKER & MCKENZIE - CIS, LIMITED

Alexander Khretinin  
HERBERT SMITH FREEHILLS CIS LLP

Sergey Klimiashvili  
JSC ALAN CARGO

Anastasia Konovalova  
NORTON ROSE FULBRIGHT (CENTRAL  
EUROPE) LLP

Oksana Kostenko  
CMS LEGAL

Igor Kostjuk  
HOUGH TROFIMOV & PARTNERS

Alyona Kozyreva  
NORTON ROSE FULBRIGHT (CENTRAL  
EUROPE) LLP

Aleksey Kryuchkov  
DSK-1 JSC

Artem Kukin  
YUST LAW FIRM

Victoria Kushner  
PEPELAEV GROUP

Natalia Kuznetsova  
RUSSIN & VECCHI

Ekaterina Evgenievna Lamanova  
MOESK

Vitalii Larionov  
ROSSTANDART

David Lasfargue  
GIDE LOYRETTE NOUËL, MEMBER OF  
LEX MUNDI

Olga Leonova  
ROCHE & DUFFAY

Stepan Lubavsky  
FINEC

Dmitry Lyakhov  
RUSSIN & VECCHI

Igor N. Makarov  
BAKER & MCKENZIE - CIS, LIMITED

Borisenkova Margarita  
BADIS

Andrey Mikhailov  
HOUGH TROFIMOV & PARTNERS

Ekaterina Motyvan  
YUST LAW FIRM

Radmila Nikitina  
YUST LAW FIRM

Elena Ogawa  
LEVINE BRIDGE

Aleksandr Panarin  
LOGISTIC SERVICE

Andrey Panov  
NORTON ROSE FULBRIGHT (CENTRAL  
EUROPE) LLP

Sergey Parinov  
RUSSIN & VECCHI

Roman Peikrishvili  
TNB-LINE

Andrey Pestov  
ZAO 2B2

Yulia Petrakova  
ALRUD LAW FIRM

Sergei Pikin  
ENERGY DEVELOPMENT FUND

Olga Pimanova  
ALRUD LAW FIRM

Vyacheslav Platonov  
MOSCOW MUNICIPALITY DEPARTMENT  
OF URBAN POLICY

Anna Polishuk  
STATE DEVELOPMENT

Victor Poslavsky  
GROUPE SEB

Sergey Pozdnyakov  
ZAO ZNAK

Maxim Rasputin  
EGOROV PUGINSKY AFANASIEV &  
PARTNERS

Vera Rikhterman  
EGOROV PUGINSKY AFANASIEV &  
PARTNERS

Mark Rovinskiy  
EGOROV PUGINSKY AFANASIEV &  
PARTNERS

Jonathan Russin  
RUSSIN & VECCHI

Stanislav Sachnev  
RUSSIN & VECCHI

Maria Sarycheva  
DLA PIPER RUS LIMITED

André Scholz  
RÖDL & PARTNER

Kirill Shcherbakov  
BARABASHEV & PARTNERS LAW FIRM

Victoria Sivachenko  
ALRUD LAW FIRM

Inga Skvortsova  
LAW FIRM CLIFF

Aleksey Soldatov  
ABU ACCOUNTING SERVICES

Maria Solovykh  
ALRUD LAW FIRM

Valentina Subbotina  
INTEREXPERTIZA LLC, MEMBER OF AGN  
INTERNATIONAL

Ivetta Tchistiakova-Berd  
GIDE LOYRETTE NOUËL, MEMBER OF  
LEX MUNDI

Ivan Teselkin  
HERBERT SMITH FREEHILLS CIS LLP

Ilya Titov  
HOUGH TROFIMOV & PARTNERS

Elena Tretiuhina  
VTB

Irina Vasileva  
MAJOR

Nikolay Vereshko  
MIKHAILOV & PARTNERS - MEMBER OF  
RUSSELL BEDFORD INTERNATIONAL

Aleksei Volkov  
NATIONAL BUREAU OF CREDIT  
HISTORIES

Maria Yadykina (Gorban)  
GIDE LOYRETTE NOUËL, MEMBER OF  
LEX MUNDI

Maxim Yashkov  
PUBLISHING HOUSE CUSTOMS  
TERMINALS

Vladislav Zabrodin  
CAPITAL LEGAL SERVICES LLC

Marina Zaykova  
CLOSED STOCK COMPANY STS ENERGY

Roman Zhavner  
EGOROV PUGINSKY AFANASIEV &  
PARTNERS

Evgeny Zhilin  
YUST LAW FIRM

## RWANDA

BOLLORÉ AFRICA LOGISTICS

BRALIRWA LTD.

NATIONAL BANK OF RWANDA

Emmanuel Abijuru  
CAPITAL PERFORMANCE ADVOCATES

Alberto Basomingera  
CABINET D'AVOCATS MHAYIMANA

Eric Cyaga  
K-SOLUTIONS AND PARTNERS

Patrick Gashagaza  
DELOITTE LLP

Edward Gasore  
NATIONAL BANK OF RWANDA

Jean Havugimana  
ECODESEP LTD.

Francois Xavier Kalinda  
UNIVERSITÉ NATIONALE DU RWANDA

Désiré Kamanzi  
ENSAFRICA RWANDA

Marcellin Kamanzi  
Julien Kavaruganda  
K-SOLUTIONS AND PARTNERS

Théophile Kazeneza  
CABINET D'AVOCATS KAZENEZA

Bernice Kimacia  
PwC

Isaie Mhayimana  
CABINET D'AVOCATS MHAYIMANA

Frobisher Mugambwa  
PwC UGANDA

Richard Mugisha  
TRUST LAW CHAMBERS

Elonie Mukandoli  
NATIONAL BANK OF RWANDA

Léopold Munderere  
CABINET D'AVOCATS-CONSEILS

Claude Mutabazi Abayo  
MUTABAZI ABAYO LAW FIRM

Pothin Muvara  
Frank Muvunyi  
EWSA

Ernest Mwiza  
TOWN NICE VIEW

Kizito Niyonshuti  
ENSAFRICA RWANDA

Aimable Nkuranga  
CREDIT REFERENCE BUREAU AFRICA  
LTD.

Martin Nkurunziza  
DELOITTE LLP

Joy Ntare  
NATIONAL BANK OF RWANDA

Hervé Ntege  
ENSAFRICA RWANDA

Lewis Manzi Rugema  
ECOBANK RWANDA LTD.

Lucien Ruterana  
EWSA

Etienne Ruzibiza



Sandrali Sebakara  
BUREAU D'ETUDES CAEDEC

Nelly Umugwaneza  
ADVOCARE RWANDA

Florence Umurungi  
FREIGHT LOGISTIC SERVICES LTD.

Lilian Uwanziga Mupende  
ONE STOP CENTER

Ravi Vadgama  
CRB HOLDINGS LIMITED

## SAMOA

LEAVAI LAW

MINISTRY OF WORKS, TRANSPORT &  
INFRASTRUCTURE

Mike Betham  
TRANSAM LTD.

Lawrie Burich  
QUANTUM CONTRAX LTD.

Shelly Burich  
QUANTUM CONTRAX LTD.

Murray Drake  
DRAKE & CO.

Ruby Drake  
DRAKE & CO.

Fiona Ey  
CLARKE EY LAWYERS

Richard Tapeni Faauiaso  
RICHARD'S LAW FIRM

Anthony Frazier  
Margaret Fruean  
MINISTRY OF COMMERCE, INDUSTRY  
AND LABOUR

Misa Ioane Esoto  
MISA ELECTRICAL

Siliili Aumua Isaia Lameko  
MINISTRY OF COMMERCE, INDUSTRY  
AND LABOUR

Tuala Pat Leota  
PUBLIC ACCOUNTANT

Leulua'iali'i Tasi Malifa  
MALIFA LAW

Arthur R. Penn  
LESA MA PENN

Faletasi Sao  
SAMOE REALTY ESTATE

Faiiletasi Elaine Seuao  
MINISTRY OF COMMERCE, INDUSTRY  
AND LABOUR

Keilani Soloi  
SOLOI SURVEY SERVICES

## SAN MARINO

Mauro Amici  
AZIENDA AUTONOMA DI STATO PER I  
SERVIZI PUBBLICI

Simone Arcangeli  
AVVOCATO E NOTAIO

Renzo Balsimelli  
UFFICIO URBANISTICA

Dennis Beccari  
STUDIO LEGALE E NOTARILE MARANI-  
BECCARI

Gian Luca Belluzzi  
STUDIO COMMERCIALE BELLUZZI

Luciano Bollini  
REGISTRO IMPRESE - UFFICIO  
INDUSTRIA, ARTIGIANATO E COMMERCIO

Gianna Burgagni  
STUDIO LEGALE E NOTARILE

Cecilia Cardogna  
AVVOCATO E NOTAIO

Fabrizio Castiglioni  
COSTRUZIONI EDILIZIE SAMMARINESI  
(C.E.S.) S.A.

Debora Cenni  
STUDIO LEGALE E NOTARILE

Alberto Chezzi  
STUDIO CHEZZI

Marco Ciacci  
BANCA AGRICOLA

Alessandro de Mattia  
AZIENDA AUTONOMA DI STATO PER I  
SERVIZI PUBBLICI

Gilberto Felici  
TRIBUNALE UNICO DELLA REPUBBLICA DI  
SAN MARINO

Simone Gatti  
WORLD LINE

Mario Giannini  
BANCA CENTRALE

Giovanni Guerra  
TELECOM ITALIA SAN MARINO S.P.A.

Antonio Gumina  
BANCA CENTRALE

Anna Maria Lonfernini  
STUDIO LEGALE E NOTARILE

Cristina Lonfernini  
STUDIO LEGALE E NOTARILE LONFERNINI

Erika Marani  
STUDIO LEGALE E NOTARILE MARANI-  
BECCARI

Fabio Mazza  
BANCA CENTRALE

Lucia Mazza  
UFFICIO TECNICO DEL CATASTO

Daniela Mina  
STUDIO COMMERCIALE

Oscar Mina  
AZIENDA AUTONOMA DI STATO PER I  
SERVIZI PUBBLICI

Gianluca Minguzzi  
ANTAO PROGETTI S.P.A.

Lorenzo Moretti  
STUDIO LEGALE E NOTARILE

Alfredo Nicolini  
LAWYER

Sara Pelliccioni  
BUSSOLETTI NUZZO & ASSOCIATI  
(BNM)

Valeria Pierfelici  
TRIBUNALE UNICO DELLA REPUBBLICA DI  
SAN MARINO

Cesare Pisani  
TELECOM ITALIA SAN MARINO S.P.A.

Giuseppe Ragini  
STUDIO NOTARILE E LEGALE

Roberto Ragini  
ANTAO PROGETTI S.P.A.

Marco Giancarlo Rossini  
STUDIO LEGALE E NOTARILE

Alessia Scarano  
STUDIO SCARANO

Daniela Tombeni  
S.M. STUDIO SPED

Marco Valli  
BUSSOLETTI NUZZO & ASSOCIATI  
(BNM)

Andrea Vivoli  
BANCA CENTRALE

Monica Zafferani  
DELOITTE STUDIO TRIBUTARIO E  
SOCIETARIO

## SÃO TOMÉ AND PRÍNCIPE

António de Barros A. Aguiar  
SOCOGESTA

Eudes Aguiar  
AGUIAR & PEDRONHO STUDIO

Adelino Amado Pereira  
AMADO PEREIRA & ASSOCIADOS,  
SOCIEDADE DE ADVOGADOS

Rui Amaral  
MIRANDA CORREIA AMENDEIRA &  
ASSOCIADOS SÃO TOMÉ AND PRÍNCIPE

André Aureliano Aragão  
JURISCONSULTA & ADVOGADO

Saul Fonseca  
MIRANDA CORREIA AMENDEIRA  
& ASSOCIADOS - SOCIEDADE DE  
ADVOGADOS RL

Amadeu Goncalves  
MANUEL ROQUE LTDA.

Pedro Guimar  
SUPERMARTIME SÃO TOMÉ

Fernando Lima da Trindade  
MINISTRY OF PUBLICS WORKS,  
GEOGRAPHICAL-CADASTRE, NATURAL  
RESOURCES, AND ENVIRONMENT

Raul Mota Cerveira  
MIRANDA CORREIA AMENDEIRA  
& ASSOCIADOS - SOCIEDADE DE  
ADVOGADOS RL

Guilherme Posser da Costa  
POSSER DA COSTA ADVOGADOS  
ASSOCIADOS

Hugo Rita  
TERRA FORMA

Ana Roque  
MANUEL ROQUE LTDA.

José Manuel Roque  
MANUEL ROQUE LTDA.

Cláudia Santos Malaquias  
MIRANDA CORREIA AMENDEIRA  
& ASSOCIADOS - SOCIEDADE DE  
ADVOGADOS RL

Rui Veríssimo  
SOARES DA COSTA

Teresa Veríssimo  
SOARES DA COSTA

António Vicente Marques  
AVM ADVOGADOS

## SAUDI ARABIA

ERNST & YOUNG

SAUDI ELECTRICITY COMPANY

Abdulaziz Abdullatif  
AL-SOAB LAW FIRM

Asad Abedi  
THE LAW FIRM OF HATEM ABBAS  
GHAZZAWI & CO.

Fayyaz Ahmad  
JONES LANG LASALLE

Anas Akel  
BAFAKIH & NASSIEF

Fayez Aldebs  
PWC SAUDI ARABIA

Abdullah Al-Hashim  
AL-JADAAN & PARTNERS LAW FIRM

Omar AlHoshan  
ALHOSHAN CPAS & CONSULTANTS -  
CORRESPONDENT OF RUSSELL BEDFORD  
INTERNATIONAL

Mohammed Al-Jadaan  
AL-JADAAN & PARTNERS LAW FIRM

Yousef A. Al-Joufi  
AL-JOUFI LAW FIRM

Nabil Abdullah Al-Mubarak  
SAUDI CREDIT BUREAU - SIMAH

Bander A. Alnogaithan  
THE LAW OFFICE OF BANDER  
ALNOGAIHAN

Saad Al-Owain  
UNIFIED REGISTRY - MINISTRY OF  
COMMERCE & INDUSTRY

Ahmed A. Al-Sabti  
SAUDI ARABIAN GENERAL INVESTMENT  
AUTHORITY

Mohammed Al-Soaib  
AL-SOAB LAW FIRM

Wicki Andersen  
BAKER BOTTS LLP

John Balouziyeh  
DENTONS

Majed Mohammed Garoub  
LAW FIRM OF MAJED M. GAROUB

John Harris  
JONES LANG LASALLE

Chadi F. Hourani  
HOURANI & ASSOCIATES

Amgad Husein  
DENTONS

Zaid Mahayni  
LAW OFFICE OF HASSAN MAHASSNI

Eyad R. Reda  
DLA PIPER

Nadeem Shaikh  
GLOBE MARINE SERVICES CO.

Abdul Shakoor  
GLOBE MARINE SERVICES CO.

Archana Sinha  
RCS PVT. LTD. BUSINESS ADVISORS  
GROUP

Arvind Sinha  
RCS PVT. LTD. BUSINESS ADVISORS  
GROUP

Peter Stansfield  
AL-JADAAN & PARTNERS LAW FIRM

Abdul Aziz Zaibag  
ALZAIABAG CONSULTANTS

Soudki Zawaydeh  
PWC SAUDI ARABIA

## SENEGAL

BOLLORÉ AFRICA LOGISTICS

SOCIÉTÉ CIVILE PROFESSIONNELLE  
D'AVOCATS FRANÇOIS SARR &  
ASSOCIÉS

Khaled Abou El Houda  
CABINET KANJO KOITA

Symphorien Agbessadj  
BCEAO

Ahmadou Al Aminou Lo  
BCEAO

Magatte Dabo  
TRANSFRET DAKAR

Cheikhou Dia  
RMA SÉNÉGAL

Ibrahima Diagne  
GAINDE 2000

Amadou Diouldé Diallo  
MINISTÈRE DE L'URBANISME ET DE  
L'ASSAINISSEMENT

Maciré Diallo  
SCP NDIAYE & DIAGNE, NOTAIRES

Fidèle Dieme  
SENELEC

Abdoul Aziz Dieng  
CENTRE DE GESTION AGRÉÉ DE DAKAR

Issa Dione  
SENELEC

Abdou Birahim Diop  
DIRECTION DU DEVELOPPEMENT URBAIN

Amadou Diop  
GAINDE 2000

Angelique Pouye Diop  
AGENCE CHARGÉE DE LA PROMOTION  
DE L'INVESTISSEMENT ET DES GRANDS  
TRAVAUX

Fodé Diop  
ART INGENIERIE AFRIQUE

Mohamed Abdoulaye Diop  
BOLLORÉ AFRICA LOGISTICS

Andrée Diop-Depret  
GA 2 D

Abdoulaye Drame  
CABINET ABDLOUAYE DRAME

Amadou Drame  
CABINET D'AVOCAT CHEIKH FALL

Cheikh Fall  
CABINET D'AVOCAT CHEIKH FALL

Bakary Faye  
BDS

Seynabou Faye  
CABINET D'AVOCAT CHEIKH FALL

Balla Gringue  
SCP MAME ADAMA GUEYE &  
ASSOCIÉS

Antoine Gomis  
SCP SENGHOR & SARR, NOTAIRES  
ASSOCIÉS

Papa Bathie Gueye  
RMA SÉNÉGAL

Mamadou Gueye  
CUSTOMS (DIRECTION DE LA  
REGLEMENTATION DOUANIERE)

Alioune Ka  
ÉTUDE SCP MES KA

Mahi Kane  
PRICEWATERHOUSECOOPERS TAX &  
LEGAL SA

Sidy Kanoute  
AVOCAT À LA COUR

Mouhamed Kebe  
GENI & KEBE

Ousseynou Lagnane  
BDS

Moussa Mbacke  
ÉTUDE NOTARIALE MOUSSA MBACKE

Dame Mbaye  
TRANSFRET DAKAR

Birame Mbaye Seck  
DIRECTION DU DEVELOPPEMENT URBAIN

Papa Alboury Ndao  
RMA SÉNÉGAL

Aly Mar Ndiaye  
COMMISSION DE RÉGULATION DU  
SECTEUR DE L'ÉLECTRICITÉ

Amadou Moustapha Ndiaye  
SCP NDIAYE & DIAGNE, NOTAIRES

Layti Ndiaye  
BOLLORÉ AFRICA LOGISTICS

Mariama Ndiaye  
PRICEWATERHOUSECOOPERS TAX &  
LEGAL SA

Macodou Ndour  
CABINET MOCODOU NDOUR

Moustapha Ndoye  
CABINET MAITRE MOUSTAPHA NDOYE

Camille Razalison  
CABINET JOHN W. FFOOKS & CO.

Babacar Sall  
BDS

Elhadji Madiop Sene  
COSELEC

Mbacké Sene  
SENELEC

Daniel-Sédar Senghor  
SCP SENGHOR & SARR, NOTAIRES  
ASSOCIÉS

Yaya Sow  
CADASTRE SÉNÉGAL

Codou Sow-Seck  
GENI & KEBE

Djibril Sy  
SECOM-AFRIQUE

Ndongo Samba Sylla  
FOUNDATION ROSA LUXEMBURG

Traore Tamsir Ousmane  
TEX COURRIER

Babacar Thiome  
SENELEC

Antoine Traore  
BCEAO

Emmanuel Yehouessi  
BCEAO

Diouf Yoro  
COSELEC

## SERBIA

PD ELEKTRODISTRIBUCIJA BEOGRAD  
D.O.O.

Milos Andjelkovic  
WOLF THEISS

Aleksandar Andrejic  
PRICA & PARTNERS LAW OFFICE

Vlada Babic  
AIR SPEED

Milan Brkovic  
ASSOCIATION OF SERBIAN BANKS

Marina Bulatovic  
WOLF THEISS

Ana Čalić  
PRICA & PARTNERS LAW OFFICE

Ivan Cavdarevic  
PRICA & PARTNERS LAW OFFICE

Jovan Cirkovic  
HARRISON SOLICITORS

Vladimir Dabić  
THE INTERNATIONAL CENTER FOR  
FINANCIAL MARKET DEVELOPMENT

Vladimir Dasić  
BOJOVIĆ DAŠIĆ KOJOVIĆ

Vera Davidović  
MARIĆ, MALIŠIĆ & DOSTANIĆ O.A.D.,  
CORRESPONDENT LAW FIRM OF GIDE  
LOYRETTE NOUËL

Simon Dayes  
CMS CAMERON McKENNA

Stojan Denik  
PWC SERBIA

Lidija Djerić  
LAW OFFICES POPOVIC, POPOVIC,  
SAMARDŽIJA & POPOVIC

Uroš Djordjević  
ŽIVKOVIĆ & SAMARDŽIĆ LAW OFFICE

Nemanja Djukic  
ŽIVKOVIĆ & SAMARDŽIĆ LAW OFFICE

Jelena Kuveljic Dmitric  
LAW OFFICES ZEČEVIĆ & LUKIĆ

Stefan Dobrić  
LAW OFFICES JANKOVIĆ, POPOVIĆ  
& MITIĆ

Veljko Dostanic  
MARIĆ, MALIŠIĆ & DOSTANIĆ O.A.D.,  
CORRESPONDENT LAW FIRM OF GIDE  
LOYRETTE NOUËL

Dragan Draca  
PWC SERBIA

Jelena Gazivoda  
LAW OFFICES JANKOVIĆ, POPOVIĆ  
& MITIĆ

Danica Gligorijevic  
PRICA & PARTNERS LAW OFFICE

Ana Jankov  
BOJOVIĆ DAŠIĆ KOJOVIĆ

Nikola Janković  
LAW OFFICES JANKOVIĆ, POPOVIĆ  
& MITIĆ

Milovan Jocovic  
BOJOVIĆ DAŠIĆ KOJOVIĆ

Aleksandra Jović  
CMS CAMERON McKENNA

Nemanja Kačavenda  
A.D. INTEREUROPA, BELGRADE

Dimitris Katsaros  
IKRP ROKAS & PARTNERS

Cedomir Kokanovic  
NIKOLIC KOKANOVIC OTASEVIC LAW  
OFFICE

Ivan Krsikapa  
NINKOVIĆ LAW OFFICE

Zach Kuvizic  
KUVIZIC & TADIĆ LAW OFFICE

Krzysztof Lipka  
PWC SERBIA

Ruzica Macukat  
SERBIAN BUSINESS REGISTERS AGENCY

Miladin Maglov  
SERBIAN BUSINESS REGISTERS AGENCY

Rastko Malisic  
MARIĆ, MALIŠIĆ & DOSTANIĆ O.A.D.,  
CORRESPONDENT LAW FIRM OF GIDE  
LOYRETTE NOUËL

Aleksandar Mančev  
PRICA & PARTNERS LAW OFFICE

Ines Matijević-Papulin  
HARRISON SOLICITORS

Jelena Milacic  
NIKOLIC KOKANOVIC OTASEVIC LAW  
OFFICE

Aleksandar Mladenović  
IKRP ROKAS & PARTNERS

Marina Nikolic  
MORAVČEVIĆ, VOJNOVIĆ &  
ZDRAVKOVIĆ U SARADNJI SA  
SCHONHERR

Dimitrije Nikolić  
CARGO T. WEISS D.O.O.

Djordje Ninković  
NINKOVIĆ LAW OFFICE

Bojana Noskov  
WOLF THEISS

Jelena Obradović  
ŽIVKOVIĆ & SAMARDŽIĆ LAW OFFICE

Zvonko Obradović  
SERBIAN BUSINESS REGISTERS AGENCY

Darija Ognjenović  
PRICA & PARTNERS LAW OFFICE

Vladimir Perić  
PRICA & PARTNERS LAW OFFICE

Mihajlo Prica  
PRICA & PARTNERS LAW OFFICE

Ana Radivojević  
PWC SERBIA

Ljiljana Ristic  
KUVIZIC & TADIĆ LAW OFFICE

Stojan Semiz  
CMS CAMERON McKENNA

Dragana Stanojević  
USAID BUSINESS ENABLING PROJECT  
(BY CARDNO EMERGING MARKETS  
USA)

Dubravka Stijović  
MARIĆ, MALIŠIĆ & DOSTANIĆ O.A.D.,  
CORRESPONDENT LAW FIRM OF GIDE  
LOYRETTE NOUËL

Petar Stojanović  
JOKSOVIĆ, STOJANOVIĆ AND PARTNERS

Ana Tomic  
JOKSOVIĆ, STOJANOVIĆ AND PARTNERS

Jovana Tomić  
ŽIVKOVIĆ & SAMARDŽIĆ LAW OFFICE

Snežana Tosić  
SERBIAN BUSINESS REGISTERS AGENCY

Sanja Vesic  
A.D. INTEREUROPA, BELGRADE

Srećko Vujaković  
MORAVČEVIĆ, VOJNOVIĆ &  
ZDRAVKOVIĆ U SARADNJI SA  
SCHONHERR

Tanja Vukotić Marinković  
SERBIAN BUSINESS REGISTERS AGENCY

Miloš Vulić  
PRICA & PARTNERS LAW OFFICE

Miloš Živković  
ŽIVKOVIĆ & SAMARDŽIĆ LAW OFFICE

## SEYCHELLES

INTERNATIONAL LAW & CORPORATE  
SERVICES LTD.

MINISTRY OF LABOUR AND HUMAN  
RESOURCES DEVELOPMENT

PUBLIC UTILITIES CORPORATION

Gerry Adam  
MAHE SHIPPING Co. LTD.

Andre D. Ciseau  
SEYCHELLES PORTS AUTHORITY

Alex Ellenberger  
LOCUS ARCHITECTURE PTY. LTD.

Gerard Esparon  
MINISTRY OF NATIONAL DEVELOPMENT

Conrad Lablache  
PARDIWALLA TWOMEY LABLACHE

Malcolm Moller  
APPLEBY

Joe Morin  
MAHE SHIPPING Co. LTD.

Margaret Nourice  
STAMP DUTY COMMISSION

Brian Orr  
MEJ ELECTRICAL

Divino Sabino  
PARDIWALLA TWOMEY LABLACHE

Kieran B. Shah  
BARRISTER & ATTORNEY-AT-LAW

## SIERRA LEONE

Alfred Akibo-Betts  
NATIONAL REVENUE AUTHORITY

Gideon Ayi-Owoo  
PWC GHANA

Abdul Akim Bangura  
ASSOCIATION OF CLEARING AND  
FORWARDING AGENCIES SIERRA LEONE

Mallay F. Bangura  
NATIONAL POWER AUTHORITY

Philip Bangura  
BANK OF SIERRA LEONE

Desmond Dalton Beckley  
DALTECH / DESMI ENTERPRISES

Cheryl Blake  
B&J PARTNERS

Sonia Browne  
CLAS LEGAL

Charles Campbell  
CHARLES CAMPBELL & Co.

Paul Chiy  
CLAS LEGAL

Leslie Theophilus Clarkson  
AHIMRY SERVICES

Susan E. Coker  
ESSCON SERVICES

Kpana M. Conteh  
NATIONAL REVENUE AUTHORITY

Michaela Kadijatu Conteh  
WRIGHT & Co.

Sahid Conteh  
NATIONAL REVENUE AUTHORITY

Abu Bakr Dexter  
E.E.C. SHEARS-MOSES & Co.

Momoh Dumbuya  
NATIONAL POWER AUTHORITY

Joseph Fofanah  
OFFICE OF THE ADMINISTRATOR AND  
REGISTRAR GENERAL (OARG)

Manilius Garber  
JARRETT-YASKEY, GARBER &  
ASSOCIATES: ARCHITECTS (JYGA)

Francis Kaifala  
WRIGHT & Co.

Mariama Seray Kallay  
GOVERNMENT OF SIERRA LEONE

A. Santos Kamara  
NATIONAL REVENUE AUTHORITY

Raymond Fleance Kamara  
NATIONAL REVENUE AUTHORITY

Alieyah Keita

George Kwatia  
PWC GHANA

Millicent Lewis-Ojumu  
CLAS LEGAL

Corneilius Max-Williams  
DESTINY SHIPPING AGENCIES LTD.

Harold McCarthy  
NATIONAL POWER AUTHORITY

Foday Ahmed Musa  
MINISTRY OF LABOR AND SOCIAL  
SECURITY

Mohamed Salisu  
MINISTRY OF FINANCE

Nana Adjoa Anaisewa Sey  
PWC GHANA

Edward Siaffa  
NATIONAL REVENUE AUTHORITY

Fatmata Sorie  
WRIGHT & Co.

Eddinia Swallow  
WRIGHT & Co.

Alpha Tejan-Jalloh  
TROPICAL AND ENVIRONMENTAL  
ASSOCIATES

Alhaji Timbo  
NATIONAL POWER AUTHORITY

Mohamed Ahmad Tunis  
AHIMRY SERVICES

Darcy White  
PWC GHANA

Franklyn Williams  
SIERRA LEONE BUSINESS FORUM LTD.

Yada Williams  
YADA WILLIAMS AND ASSOCIATE

Rowland Wright  
WRIGHT & Co.

## SINGAPORE

ALLEN & GLEDHILL LLP

DLA PIPER

SCHENKER

Lim Ah Kuan  
SP POWERGRID LTD.

Malcolm BH Tan  
INSOLVENCY & PUBLIC TRUSTEE'S  
OFFICE

Shi-Chien Chia  
MINISTRY OF TRADE & INDUSTRY

Hooi Yen Chin  
POLARIS LAW CORPORATION

Chee Beow Chng  
Beng Chye Chua  
RAJAH & TANN LLP

William Chua  
MINISTRY OF TRADE & INDUSTRY

Kit Min Chye  
TAN PENG CHIN LLC

You Ying Karen Hsu  
WONG TAN & MOLLY LIM LLC

Eric Heah Kian Heng  
PWC SINGAPORE

Soo How Koh  
PWC SINGAPORE

Wong Kum Hoong  
ENERGY MARKET AUTHORITY

Ashok Kumar  
K. Latha  
ACCOUNTING & CORPORATE  
REGULATORY AUTHORITY, ACRA

Yvonne Lay  
MINISTRY OF FINANCE

Lee Lay See  
RAJAH & TANN LLP

Eng Beng Lee  
RAJAH & TANN LLP

Grace Lee  
SINGAPORE CUSTOMS

Ho Ming Lee  
ACCOUNTING & CORPORATE  
REGULATORY AUTHORITY, ACRA

James Leong  
SUBORDINATE COURTS

Yik Wee Liew  
WONG PARTNERSHIP LLP

Kexin Lim  
PWC SINGAPORE

William Lim  
CREDIT BUREAU SINGAPORE PTE LTD.

Girish Naik  
PWC SINGAPORE

Sushil Nair  
DREW NAPIER

Max Ng  
POLARIS LAW CORPORATION

Shari Rasanayagam  
KINETICA PTE. LTD., IN ASSOCIATION  
WITH KELVIN CHIA PARTNERSHIP

David Sandison  
PWC SINGAPORE

Manoj Sandrasegara  
DREW NAPIER

Kwan Kiat Sim  
RAJAH & TANN LLP

Douglas Tan  
STEVEN TAN PAC - MEMBER OF  
RUSSELL BEDFORD INTERNATIONAL

Hak Khoon Tan  
ENERGY MARKET AUTHORITY

Nicky Tan  
NTAN CORPORATE ADVISORY PTE LTD.

Nicole Tang  
CREDIT BUREAU SINGAPORE PTE LTD.

Siu Ing Teng  
SINGAPORE LAND AUTHORITY

Joseph Toh  
BECA CARTER HOLDINGS & FERNER  
(S.E. ASIA) PTE. LTD.

Peck Wong  
SUBORDINATE COURTS

Siew Kwong Wong  
ENERGY MARKET AUTHORITY

Jennifer Yeo  
YEO-LEONG & PEH LLC

Stefanie Yuen Thio  
TSMP LAW CORPORATION

Wilson Zhu  
RAJAH & TANN LLP

**SLOVAK REPUBLIC**

ALLEN & OVERY BRATISLAVA, S.R.O.

Katarína Bartal  
CLS ČAVOJSKÝ & PARTNERS, S.R.O.

Martina Behuliaková  
GEODESY, CARTOGRAPHY AND  
CADASTRE AUTHORITY OF THE SLOVAK  
REPUBLIC

Silvia Belovičová  
WHITE & CASE S.R.O.

Peter Bollardt  
ČECHOVÁ & PARTNERS, MEMBER OF LEX  
MUNDI AND WSG

Ján Budinský  
SLOVAK CREDIT BUREAU, S.R.O.

Peter Cavojský  
CLS ČAJOVSKÝ & PARTNERS, S.R.O.

Katarína Čechová  
ČECHOVÁ & PARTNERS, MEMBER OF LEX  
MUNDI AND WSG

Kristína Čermáková  
PETERKA & PARTNERS

Elena Červenová  
WHITE & CASE S.R.O.

Matus Chmelo  
PETERKA & PARTNERS

Tomas Cibula  
WHITE & CASE S.R.O.

Jan Dvorecký  
GREEN INTEGRATED LOGISTICS  
(SLOVAKIA) S.R.O.

Sona Farkasova  
MONAREX AUDIT CONSULTING

Matej Firický  
WHITE & CASE S.R.O.

Simona Haláková  
ČECHOVÁ & PARTNERS, MEMBER OF LEX  
MUNDI AND WSG

Peter Hodál  
WHITE & CASE S.R.O.

Veronika Hrušová  
PRK PARTNERS S.R.O.

Lucia Huntatová  
JNC LEGAL S.R.O.

Vladimír Ivanco  
WHITE & CASE S.R.O.

Miroslav Jalec  
ZAPADOSLOVENSKA ENERGETIKA, A.S.

Tomáš Kamenc  
DEDÁK & PARTNERS

Sebastian Klokner  
ČECHOVÁ & PARTNERS, MEMBER OF LEX  
MUNDI AND WSG

Roman Konrad  
PROFINAM, S.R.O.

Miroslav Kopac  
NATIONAL BANK OF SLOVAKIA

Petra Krchova  
BLAHA, ERBEN & PARTNERI

Jaroslav Krupec  
PETERKA & PARTNERS

Sonja Lozo  
BLAHA, ERBEN & PARTNERI

Maria Malovcova  
PwC SLOVAKIA

Jozef Malý  
DETVAI LUDIK MALÝ UDVAROS

Přemysl Marek  
PETERKA & PARTNERS

Thomas Mehes  
PANALPINA SLOVAKIA, S.R.O.

Jaroslav Niznansky

Katarína Nováková  
MONAREX AUDIT CONSULTING

Peter Ondrejka  
MINISTRY OF ECONOMY

Veronika Pázmányová  
WHITE & CASE S.R.O.

Ladislav Pompura  
MONAREX AUDIT CONSULTING

Simona Rapavá  
WHITE & CASE S.R.O.

Marek Samoš  
WHITE & CASE S.R.O.

Christiana Serugova  
PwC SLOVAKIA

Michal Simunic  
ČECHOVÁ & PARTNERS, MEMBER OF LEX  
MUNDI AND WSG

Jakub Skaloš  
MINISTRY OF ECONOMY

Jaroslav Škubal  
PRK PARTNERS S.R.O.

Lubica Suhajova  
PwC SLOVAKIA

Andrea Šupáková  
DETVAI LUDIK MALÝ UDVAROS

Maria Svidroňová  
MONAREX AUDIT CONSULTING

Natália Tunegová  
ČECHOVÁ & PARTNERS, MEMBER OF LEX  
MUNDI AND WSG

Jakub Vojtko  
JNC LEGAL S.R.O.

Otakar Weis  
PwC SLOVAKIA

Petra Zabuďková  
WHITE & CASE S.R.O.

Dagmar Zúkalová  
ZUKALOVÁ - ADVOKÁTSKA KANCELÁRIA  
S.R.O.

## SLOVENIA

Marjan Babič  
AGENCY OF THE REPUBLIC OF SLOVENIA  
FOR PUBLIC LEGAL RECORDS AND  
RELATED SERVICES

Ana Berce  
ODVETNIKI ŠELIH & PARTNERJI

Damjana Bogataj Demšar  
AGENCY OF THE REPUBLIC OF SLOVENIA  
FOR PUBLIC LEGAL RECORDS AND  
RELATED SERVICES

Jana Božic  
LAW FIRM MIRO SENICA AND  
ATTORNEYS, D.O.O.

Erika Braniselj  
NOTARY OFFICE BRANISELJ

Črtomir Brvar  
ENERGY AGENCY OF THE REPUBLIC OF  
SLOVENIA

Akos Burjan  
PwC SLOVENIA

Franc Cmok  
FILIPOV O.P.D.O.O. IN COOPERATION  
WITH SCHOENHERR RECHTSANWALTE  
GMBH

Nada Drobnič  
KPMG

Ana Filipov  
FILIPOV O.P.D.O.O. IN COOPERATION  
WITH SCHOENHERR RECHTSANWALTE  
GMBH

Alenka Gorenčič  
DELOITTE LLP

Mira Goršič  
PwC SLOVENIA

Eva Gostisa  
LAW OFFICE JADEK & Pensa D.N.O.  
- O.P.

Hermína Govekar Vičič  
KREDITNI BIRO SISBON, D.O.O.

Barbara Guzina  
DELOITTE LLP

Samo Heric  
HERIC ATTORNEY-AT-LAW

Damjana Igič  
BANK OF SLOVENIA

Dunja Jandl  
CMS REICH-ROHRWIG HAINZ

Andrej Jarkovič  
LAW FIRM JANEŽIČ & JARKOVIČ LTD.

Jernej Jeraj  
CMS REICH-ROHRWIG HAINZ

Sabina Jereb  
MINISTRY FOR ENVIRONMENTAL AND  
SPATIAL PLANNING

Ana Kavčič  
AGENCY OF THE REPUBLIC OF SLOVENIA  
FOR PUBLIC LEGAL RECORDS AND  
RELATED SERVICES

Lovro Kleindienst  
TRANSOCEAN SHIPPING

Miro Košak  
NOTARY OFFICE KOŠAK

Brigita Kraljič  
CMS REICH-ROHRWIG HAINZ

Marko Kranjc  
CMS REICH-ROHRWIG HAINZ

Nina Kristarič  
LAW OFFICE JADEK & Pensa D.N.O.  
- O.P.

Tjaša Lahovnik  
ODVETNIKI ŠELIH & PARTNERJI

Borut Leskovec  
LAW OFFICE JADEK & Pensa D.N.O. - O.P.

Tanja Magister  
DELOITTE LLP

Jera Majzelj  
ODVETNIKI ŠELIH & PARTNERJI

Matjaž Miklavčič  
SODO D.O.O.

Mateja Mikloška  
ODVETNIKI ŠELIH & PARTNERJI

Evelina Novak  
PwC SLOVENIA

Nejc Novak  
LAW FIRM MIRO SENICA AND  
ATTORNEYS, D.O.O.

Ela Omersa  
CMS REICH-ROHRWIG HAINZ

Pavle Pensa  
LAW OFFICE JADEK & Pensa D.N.O.  
- O.P.

Nataša Pipan Nahtigal  
ODVETNIKI ŠELIH & PARTNERJI

Petra Plevnik  
LAW FIRM MIRO SENICA AND  
ATTORNEYS, D.O.O.

Bojan Podgoršek  
NOTARIAT

Marija Remic  
AGENCY OF THE REPUBLIC OF SLOVENIA  
FOR PUBLIC LEGAL RECORDS AND  
RELATED SERVICES

Kostanca Rettinger  
KREDITNI BIRO SISBON, D.O.O.

Marijana Risteovski  
PwC SLOVENIA

Ines Rostohar  
LAW FIRM MIRO SENICA AND  
ATTORNEYS, D.O.O.

Patricia Rot  
LAW OFFICE JADEK & Pensa D.N.O.  
- O.P.

Bostjan Sedmak  
ATTORNEY OFFICE KOSMAC D.O.O.

Jaka Simončič  
LAW OFFICE JADEK & Pensa D.N.O.  
- O.P.

Andreja Škofič  
DELOITTE LLP

Branka Španič  
LAW OFFICE JADEK & Pensa D.N.O.  
- O.P.

Jožef Strmšek  
BANK OF SLOVENIA

Gregor Stojin  
SUPREME COURT OF THE REPUBLIC OF  
SLOVENIA

Tilen Terlep  
ODVETNIKI ŠELIH & PARTNERJI

Melita Trop  
LAW FIRM MIRO SENICA AND  
ATTORNEYS, D.O.O.

Katja Wostner  
BDO SVETOVANJE D.O.O.

Nina Žefran  
DELOITTE LLP

Alojz Zupančič  
CUSTOMS ADMINISTRATION OF THE  
REPUBLIC OF SLOVENIA

Tina Žvanut Mioč  
LAW OFFICE JADEK & Pensa D.N.O.  
- O.P.

## SOLOMON ISLANDS

Don Boykin  
PACIFIC ARCHITECTS LTD.

Anthony Frazier

Michael Ipo  
WHITLAM K TOGAMAE LAWYERS

Nathan Kama  
SOLOMON ISLANDS CUSTOMS

John Katahanas  
SOL - LAW

John Keniapisia  
LAWYER

Melanie Khalegedi  
WHITLAM K TOGAMAE LAWYERS

Nancy Kwalea  
SOLOMON ISLANDS CHAMBER OF  
COMMERCE

Dennis McGuire  
SOL - LAW

Norman Nicholls  
SOLOMON ISLANDS ELECTRICITY  
AUTHORITY

Haelo Pelu  
MINISTRY OF JUSTICE AND LEGAL  
AFFAIRS

Livingston Saepio  
HONIARA CITY COUNCIL

Martin B. Sam  
SOLOMON ISLANDS ELECTRICITY  
AUTHORITY

Gregory Joseph Sojnocki  
MORRIS & SOJNOCKI CHARTERED  
ACCOUNTANTS

Gerald Stenzel  
TRADCO SHIPPING

John Sullivan  
SOL - LAW

Whitlam K. Togamae  
WHITLAM K TOGAMAE LAWYERS

Pamela Wilde  
MINISTRY FOR JUSTICE AND LEGAL  
AFFAIRS

## SOUTH AFRICA

Q & N WEST EXPORT TRADING HOUSE

Gerome Mogamat Abrahams  
ABRAHAM AND MULLIGAN FINANCIAL  
CONSULTANTS

Nicolaos Akritidis  
PARADIGM ARCHITECTS

Ross Alcock  
ENS

Claire Barclay  
CLIFFE DEKKER HOFMEYR INC.

Lauren Barnett  
WERKSMANS INC.

Kobus Blygnaut  
ATTORNEY

Kerri Brockway  
WEBBER WENTZEL

Edward Brooks  
ACTIVATE ARCHITECTURE (PTY) LTD.

Brendon Christian  
BUSINESS LAW BC

Beric Croome  
ENS

Haydn Davies  
WEBBER WENTZEL

Veronica De Freitas  
ENS

Henk De Klerk  
DN FREIGHT

Gretchen de Smit  
ENS

Steve Donninger  
RAWLINS WALES & PARTNERS

Jeff Epstein  
BIDVEST PANALPINA LOGISTICS

Elise Gibson  
GROSSKOPFF LOMBART HUYBERECHTS &  
ASSOCIATES ARCHITECTS

Tim Gordon-Grant  
BOWMAN GILFILLAN INC.

Kim Goss  
BOWMAN GILFILLAN INC.

Roelof Grové  
ADAMS & ADAMS

Richard Hadebe  
CITY OF JOHANNESBURG

Jenna Hamilton  
WHITE & CASE LLP

Christopher Holfeld  
WEBBER WENTZEL

Tobie Jordaan  
CLIFFE DEKKER HOFMEYR INC.

Lisa Koenig  
TRANSUNION

Christa Koklow  
CIPC (COMPANIES AND INTELLECTUAL  
PROPERTY COMMISSION)

Leza Marie Kotzé  
SHEPSTONE & WYLIE

Paul Lategan  
SHEPSTONE & WYLIE

Johnathan Leibbrandt  
WEBBER WENTZEL

Eric Levenstein  
WERKSMANS INC.

Amanda Lotheringen  
CIPC (COMPANIES AND INTELLECTUAL  
PROPERTY COMMISSION)

Thomas Makamo  
RIVONINGO ENGINEERS

Kyle Mandy  
PwC SOUTH AFRICA

Joey Mathekg  
CIPC (COMPANIES AND INTELLECTUAL  
PROPERTY COMMISSION)

Duncan McMeekin  
BOWMAN GILFILLAN INC.

Burton Meyer  
CLIFFE DEKKER HOFMEYR INC.

Gabriel Meyer  
NORTON ROSE FULBRIGHT SOUTH  
AFRICA

Katlego Mmuoe

Glory Mومakwe  
CIPC (COMPANIES AND INTELLECTUAL  
PROPERTY COMMISSION)

Sizwe Msimang  
BOWMAN GILFILLAN INC.

Abraham Mulligan  
ABRAHAM AND MULLIGAN FINANCIAL  
CONSULTANTS

Graeme Palmer  
GARLICK & BOUSFIELD INC.

- Joshua Parbhu  
WHITE & CASE LLP
- Janine Pt
- Kwanele Radebe  
THE STANDARD BANK OF SOUTH AFRICA LIMITED
- Vivek Ramsaroop  
BOWMAN GILFILLAN INC.
- Hansuya Reddy  
NORTON ROSE FULBRIGHT SOUTH AFRICA
- Jenny Retief  
BIDVEST PANALPINA LOGISTICS
- Lucinde Rhodie  
CLIFFE DEKKER HOFMEYR INC.
- Lauren Richards  
BOWMAN GILFILLAN INC.
- Mark Ross  
PWC SOUTH AFRICA
- Andres Sepp  
OFFICE OF THE CHIEF REGISTRAR OF DEEDS
- Richard Shein  
BOWMAN GILFILLAN INC.
- Alex Short  
RUSSELL BEDFORD INTERNATIONAL
- David Short  
FAIRBRIDGES ATTORNEYS
- Themba Sikhosana  
CLIFFE DEKKER HOFMEYR INC.
- Archana Sinha  
RCS PVT. LTD. BUSINESS ADVISORS GROUP
- Arvind Sinha  
RCS PVT. LTD. BUSINESS ADVISORS GROUP
- Rajat Ratan Sinha  
RCS PVT. LTD. BUSINESS ADVISORS GROUP
- Jane Strydom  
TRANSUNION
- Anton Theron  
TONKIN CLACEY
- Bright Tibane  
BOWMAN GILFILLAN INC.
- Lerato Tshabalala  
CLIFFE DEKKER HOFMEYR INC.
- David Van der Berg  
BDO SPENCER STEWARD SOUTHERN AFRICAN CO-ORDINATION (PTY) LIMITED
- Naomi Van der Merwe  
BDO SPENCER STEWARD SOUTHERN AFRICAN CO-ORDINATION (PTY) LIMITED
- Colin Van Rooyen  
TRANSUNION
- Anastasia Vatalidis  
WERKSMANS INC.
- Pete Williams  
FEDEx
- Merwyn Wolder  
REDLOW SOLAR POWER
- Andrew Wood  
GROSSKOPFF LOMBART HUYBERECHTS & ASSOCIATES ARCHITECTS
- SOUTH SUDAN**  
THE JUDICIARY OF SOUTH SUDAN
- Santino Tito Tipo Adibo  
NILE PHARMACY
- Marya Ajith  
MINISTRY OF JUSTICE
- Abraham Akoi  
MINISTRY OF FINANCE
- Gabriel Aliga  
EQUITY BANK SOUTH SUDAN LTD.
- Monyluak Alor Kuol  
LIBERTY ADVOCATES LLP
- Ian Alsworth-Elvey  
SOUTHERN SUDAN BEVERAGES LIMITED (SSBL)
- Gabriel Isaac Awow  
MINISTRY OF JUSTICE
- Premal Bataviya  
INFOTECH GROUP
- Gabriel Muorwel Buoc  
CENTRAL BANK OF SOUTH SUDAN
- Hoth Giw Chan  
SOUTHERN SUDAN BEVERAGES LIMITED (SSBL)
- Francis Yousif Christopher  
CENTRAL BANK OF SOUTH SUDAN
- Canon Undo Elisa Mukasi  
MINISTRY OF COMMERCE, INDUSTRY & INVESTMENT
- Michael Fend  
SOUTH SUDAN ELECTRICITY COMPANY
- Peter Gatkouth Kor  
MINISTRY OF JUSTICE
- Kersten Jauer  
MINISTRY OF FINANCE
- Godfrey Khayo  
SPEDAG INTERFREIGHT
- Alexander Kitain  
DELOITTE ECONOMIC GOVERNANCE PROJECT IN SOUTH SUDAN (EGPSS)
- Biju Kumar MS  
BOLLORÉ AFRICA LOGISTICS
- Kur Paul Kuol  
CENTRAL BANK OF SOUTH SUDAN
- Josepho Lokuku  
JOPHCO ENGINEERING AND CONSTRUCTION
- Robert Lwoki  
SOUTH SUDAN LAND COMMISSION
- Hakim-D Mabior Nyueny  
MINISTRY OF JUSTICE
- Petro Maduk Deng  
QATAR NATIONAL BANK SOUTH SUDAN
- Nicholas Malesi  
UAP INSURANCE SUDAN LIMITED
- Richard Marisin  
UAP INSURANCE SUDAN LIMITED
- Ramadhan A.M. Mogga  
RAMADHAN & LAW ASSOCIATES
- Mulla  
MULLA ADVOCATES
- Peter Atem Ngor  
RHINO STAR
- Hannington O. Ouko  
EQUITY BANK SOUTH SUDAN LTD.
- Daniel Kech Puoch  
CENTRAL BANK OF SOUTH SUDAN
- Lomoro Robert Bullen  
LOMORO & CO. ADVOCATES
- Alfred Sokiri Lokujo  
SOUTH SUDAN INVESTMENT AUTHORITY
- Eugene Torero  
TRADE MARK EAST AFRICA
- Paul Ukuni  
SOUTH SUDAN BUSINESS FORUM
- Samuel T. Youziel  
MINISTRY OF ELECTRICITY AND DAMS
- SPAIN**  
ALLEN & OVERY
- RAPOSO BERNARDO & ASSOCIADOS
- Basilio Aguirre  
REGISTRO DE LA PROPIEDAD DE ESPAÑA
- Orson Alcocer  
DLA PIPER SPAIN S.L.
- Ángel Alonso Hernández  
URÍA & MENÉNDEZ, MEMBER OF LEX MUNDI
- Joana Andrade Correia  
RAPOSO BERNARDO & ASSOCIADOS
- Ana Armijo  
ASHURST LLP
- Antonio Bautista  
CLEANERGETIC SEERS SOLUTIONS, S.L.U.
- Denise Bejarano  
PÉREZ - LLORCA
- Andrés Berral  
CLIFFORD CHANCE
- Vicente Bootello  
GARRIGUES ABOGADOS Y ASESORES TRIBUTARIOS
- Agustín Bou  
JALUSAS
- Héctor Bouzo Cortejosa  
SOLCAISUR S.L.
- Laura Camarero  
BAKER & MCKENZIE
- Jesús Camy  
REGISTRO DE LA PROPIEDAD GRANADA 6
- Ignacio Castrillón Jorge  
IBERDROLA S.A.
- Lorenzo Clemente Naranjo  
GARRIGUES ABOGADOS Y ASESORES TRIBUTARIOS
- Jaume Cornudella i Marqués  
PWC SPAIN
- Juan Jose Corral Moreno  
CUATRECASAS, GONÇALVES PEREIRA
- Miguel Cruz Amorós  
PWC SPAIN
- Pelayo de Salvador  
GARRIGUES ABOGADOS Y ASESORES TRIBUTARIOS
- Almudena del Río Galán  
COLEGIO DE REGISTRADORES DE LA PROPIEDAD Y MERCANTILES DE ESPAÑA
- Agustín Del Río Galeote  
GÓMEZ-ACEBO & POMBO ABOGADOS
- Iván Delgado González  
PÉREZ - LLORCA
- Rossanna D'Onza  
BAKER & MCKENZIE
- Iván Escribano  
GARRIGUES ABOGADOS Y ASESORES TRIBUTARIOS
- Antonio Fernández  
GARRIGUES ABOGADOS Y ASESORES TRIBUTARIOS
- Luis Fernandez Del Pozo  
COLEGIO DE REGISTRADORES DE LA PROPIEDAD Y MERCANTILES DE ESPAÑA
- Sofia Ferreira Enriquez  
RAPOSO BERNARDO & ASSOCIADOS
- Jorge Garcia Carriue  
DLA PIPER SPAIN S.L.
- Ignacio García Errandonea  
GARRIGUES ABOGADOS Y ASESORES TRIBUTARIOS
- Monica Garcia Prieto  
ARQUITECTA MONICA GARCIA PRIETO
- Borja García-Alamán  
GARRIGUES ABOGADOS Y ASESORES TRIBUTARIOS
- Pedro Garrido Chamorro  
NOTARÍA PERALES-FARRÉS
- Luis Giménez Godosar  
GIMÉNEZ TORRES & YUFERA ABOGADOS
- Juan Ignacio Gomeza Villa  
NOTARIO DE BILBAO
- Carlos Gonzalez Gutierrez-Barquin  
ASOCIACIÓN ESPAÑOLA DE LA INDUSTRIA ELÉCTRICA
- Esther González Pérez  
URÍA & MENÉNDEZ, MEMBER OF LEX MUNDI
- Wenceslao Gracia Zubiri  
GRACIA CARABANTES ABOGADOS
- Vicente Guilarte Gutiérrez  
COLEGIO DE REGISTRADORES DE LA PROPIEDAD Y MERCANTILES DE ESPAÑA
- Jorge Hernandez  
EQUIFAX IBERICA
- Carlos Hernández  
METROPOLITANA DE ADUANAS Y TRANSPORTES & CONTAINERS.COM
- Alejandro Huertas León  
GARRIGUES ABOGADOS Y ASESORES TRIBUTARIOS
- Jaime Llopis  
CUATRECASAS, GONÇALVES PEREIRA
- Marina Lorente  
GARRIGUES ABOGADOS Y ASESORES TRIBUTARIOS
- Alberto Lorenzo  
BANCO DE ESPAÑA
- Diego Luis Luque Hurtado  
CAZORLA ABOGADOS, SLP
- Joquin Macías  
ASHURST LLP
- Alberto Manzanares  
ASHURST LLP
- Daniel Marín  
GÓMEZ-ACEBO & POMBO ABOGADOS
- Ignacio Martín Martín  
Fernández  
CAZORLA ABOGADOS, SLP
- Jorge Martín-Fernández  
CLIFFORD CHANCE
- José Manuel Mateo  
GARRIGUES ABOGADOS Y ASESORES TRIBUTARIOS
- Guillermo García Mayoral  
CLEANERGETIC SEERS SOLUTIONS, S.L.U.
- Valentin Merino Lopez  
VALENTIN MERINO ARQUITECTOS, SL
- Alberto Monreal Lasheras  
PWC SPAIN
- Eva Mur Mestre  
PWC SPAIN
- Nicolás Nogueroles Peiró  
COLEGIO DE REGISTRADORES DE LA PROPIEDAD Y MERCANTILES DE ESPAÑA
- Álvaro Felipe Ochoa Pinzón  
GARRIGUES ABOGADOS Y ASESORES TRIBUTARIOS
- Juan Oñate  
LINKLATERS
- Carlos Pardo Sanz  
GIMÉNEZ TORRES & YUFERA ABOGADOS
- Daniel Parejo Ballesteros  
J&A GARRIGUES, S.L.P.
- Óscar Parra  
GIMÉNEZ TORRES & YUFERA ABOGADOS
- María Jose Perez Martin  
COLEGIO DE REGISTRADORES DE LA PROPIEDAD Y MERCANTILES DE ESPAÑA
- Carolina Posse  
GÓMEZ-ACEBO & POMBO ABOGADOS
- Nelson Raposo Bernardo  
RAPOSO BERNARDO & ASSOCIADOS
- María Redondo  
BAKER & MCKENZIE
- Álvaro Rifá  
URÍA MENÉNDEZ
- Jaime Ruiz Rocamora  
CUATRECASAS, GONÇALVES PEREIRA
- Guillermo Rodrigo García  
CLIFFORD CHANCE
- Noemi Rodriguez Alonso  
SAGARDY ABOGADOS, MEMBER OF IUS LABORIS
- Eduardo Rodríguez-Rovira  
URÍA & MENÉNDEZ, MEMBER OF LEX MUNDI
- Javier Romeu  
TIBA INTERNACIONAL, S.A.
- Javier Ruz Cerezo  
LIGHTSOURCE
- Álvaro Ryan Murua  
IBERDROLA S.A.
- Iñigo Sagardoy de Simón  
SAGARDY ABOGADOS, MEMBER OF IUS LABORIS
- Jaime Salvador  
RUSSELL BEDFORD ESPAÑA AUDITORES Y CONSULTORES, S.L. - MEMBER OF RUSSELL BEDFORD INTERNATIONAL
- Eduardo Santamaría Moral  
J&A GARRIGUES, S.L.P.
- Ramón Santillán  
BANCO DE ESPAÑA
- Pablo Santos  
GÓMEZ-ACEBO & POMBO ABOGADOS
- Cristina Soler  
GÓMEZ-ACEBO & POMBO ABOGADOS
- Raimon Tagliavini  
URÍA MENÉNDEZ
- Francisco Téllez de Gregorio  
GARRIGUES ABOGADOS Y ASESORES TRIBUTARIOS
- Adrián Thery  
GARRIGUES ABOGADOS Y ASESORES TRIBUTARIOS
- Ivan Tintore Subirana  
METROPOLITANA DE ADUANAS Y TRANSPORTES & CONTAINERS.COM
- Roberto Tojo Thomas de Carranza  
CLIFFORD CHANCE
- Victoriano Travieso  
STEPINLAW S.L.P.
- Alejandro Valls  
BAKER & MCKENZIE
- Ricardo Veloso  
VMP - VELOSO, MENDES, PATO E ASSOCIADOS, SOCIEDADE DE ADVOGADOS RL
- Juan Verdugo  
GARRIGUES ABOGADOS Y ASESORES TRIBUTARIOS
- Fernando Vives Ruiz  
J&A GARRIGUES, S.L.P.
- SRI LANKA**  
Melissa Abeyasinghe  
TIRUCHELVAM ASSOCIATES
- Daniel Parejo Ballesteros  
J&A GARRIGUES, S.L.P.
- Asanka Abeysekera  
TIRUCHELVAM ASSOCIATES
- Sanath Dasanayake  
CEYLON ELECTRICITY BOARD
- Gerard David  
SJMMS ASSOCIATES
- Savantha De Saram  
D.L. & F. DE SARAM
- Chamari de Silva  
F.J. & G. DE SARAM, MEMBER OF LEX MUNDI
- Chamindi Ekanayake  
NITHYA PARTNERS



Manjula Ellepola  
F.J. & G. De Saram, MEMBER OF  
LEX MUNDI

Amila Fernando  
JULIUS & CREASY

Anjali Fernando  
F.J. & G. De Saram, MEMBER OF  
LEX MUNDI

Bimal Fernando  
BIMAL & PARTNERS

Lasantha Garusinghe  
TIRUCHELVAM ASSOCIATES

Jivan Goonetilleke  
D.L. & F. De Saram

Naomal Goonewardena  
NITHYA PARTNERS

P. Mervyn Gunasekera  
LAN MANAGEMENT DEVELOPMENT  
SERVICE

Lalanga Gunawardane  
SJMS ASSOCIATES

Thilanka Namalie Haputhanthri  
JULIUS & CREASY

Mahinda Haradasa  
VARNERS LANKA OFFICE

Dharshika Herath Gunaratne  
SUDATH PERERA ASSOCIATES

Sonali Jayasuriya  
D.L. & F. De Saram

Shamalie Jayatunge  
TIRUCHELVAM ASSOCIATES

Sanjaya Jayawardene  
PROGRESSIVE DESIGN ASSOCIATES

Mahes Jayadevan  
PwC SRI LANKA

Niral Kadawatharatchie  
FREIGHT LINKS INTERNATIONAL (PTE)  
LTD.

Yudhishtan Kanagasabai  
PwC SRI LANKA

Charana Kanankegamage  
F.J. & G. De Saram, MEMBER OF  
LEX MUNDI

Neelakandan Kandiah  
MURUGESU & NEELAKANDAN

Uma Kitulgoda  
F.J. & G. De Saram, MEMBER OF  
LEX MUNDI

Janaka Lakmal  
CREDIT INFORMATION BUREAU LTD.

Ishara Madarasinghe  
F.J. & G. De Saram, MEMBER OF  
LEX MUNDI

Ramani Muttettuwagama  
TIRUCHELVAM ASSOCIATES

Laila Nasry  
TIRUCHELVAM ASSOCIATES

Michael Paiva  
TIRUCHELVAM ASSOCIATES

Nirosha Peiris  
TIRUCHELVAM ASSOCIATES

Mahinda Perera  
VARNERS LANKA OFFICE

Tharika Pussewela  
SJMS ASSOCIATES

Lilangi Randeni  
F.J. & G. De Saram, MEMBER OF  
LEX MUNDI

Sanjeewanie Rathnayake  
CREDIT INFORMATION BUREAU LTD.

Hiranthi Ratnayake  
PwC SRI LANKA

Paul Ratnayake  
PAUL RATNAYEKE ASSOCIATES

Rozani Rodrigo  
SUDATH PERERA ASSOCIATES

Janath Silva  
SA ENGINEERS

Shane Silva  
JULIUS & CREASY

Kumar Subramaniam  
SJMS ASSOCIATES

A.H. Sumathipala  
MURUGESU & NEELAKANDAN

J.M. Swaminathan  
JULIUS & CREASY

Thilini Thilakarathne  
TIRUCHELVAM ASSOCIATES

Bandula S. Tilakasena  
CEYLON ELECTRICITY BOARD

Shehara Varia  
F.J. & G. De Saram, MEMBER OF  
LEX MUNDI

Charmalie Weerasekera  
LAWYER

John Wilson  
JOHN WILSON PARTNERS

### ST. KITTS AND NEVIS

St. Kitts Electricity Department

Michella Adrien  
THE LAW OFFICES OF MICHELLA  
ADRIEN

Nicholas Brisbane  
BRISBANE O'GARRO ALVARANGA

Idris Fidela Clarke  
FINANCIAL SERVICES REGULATORY  
COMMISSION

Neil Coates  
PwC ANTIGUA

Nadrine Daniel  
CUSTOMS AND EXCISE DEPARTMENT

Tamara Daniel  
HENDERSON LEGAL CHAMBERS

Jan Dash  
LIBURD AND DASH

Rodney Harris  
CUSTOMS AND EXCISE DEPARTMENT

Marsha T. Henderson  
HENDERSON LEGAL CHAMBERS

Dahlia Joseph  
DANIEL BRANTLEY & ASSOCIATES

Damian E. S. Kelsick  
KELSICK, WILKIN AND FERDINAND

Adeola Moore  
INLAND REVENUE AUTHORITY

Mahailla Pencheon  
PwC ANTIGUA

Sandrine Powell-Huggins  
HENDERSON LEGAL CHAMBERS

Nervin Rawlins  
INLAND REVENUE AUTHORITY

Larkland M. Richards  
LARKLAND M. RICHARDS & ASSOCIATES

Reginald Richards  
R & R ELECTRICAL ENGINEERING AIR  
CONDITIONING & REFRIGERATION  
SERVICES LTD.

Corey Rodney  
CUSTOMS AND EXCISE DEPARTMENT

Tony Scatliffe II  
R & T DESIGN-BUILD CONSULTANTS  
GROUP LTD

Heidi Lynn Sutton  
LAW OFFICES OF T.A.C.T. LIBURD &  
H.D. SUTTON

Warren Thompson  
CONSTRUCTION MANAGEMENT AND  
CONSULTING AGENCY INC. (CMCAI)

Larry Vaughn  
CUSTOMS AND EXCISE DEPARTMENT

Leonora Walwyn  
WALWYNLAW

### ST. LUCIA

CHARLES MANGAL AND PAUL

LUCELEC

Michelle Anthony-Desir  
DU BOUILLAY, ANTHONY & CO.

Clive Antoine  
MINISTRY OF SUSTAINABLE  
DEVELOPMENT, ENERGY, SCIENCE AND  
TECHNOLOGY

Thaddeus M. Antoine  
FRANCIS & ANTOINE

Gerard Bergasse  
TROPICAL SHIPPING

Desma F. Charles  
REGISTRY OF COMPANIES AND  
INTELLECTUAL PROPERTY

Shannon Chitolie  
GORDON & GORDON CO.

Sean Compton  
MELON|DESIGN|ARCHITECTURE

Swithin Donnelly  
MINISTRY OF ECONOMIC AFFAIRS,  
ECONOMIC PLANNING & NATIONAL  
DEVELOPMENT

Raquel Du Boulay-Chastanet  
DU BOUILLAY, ANTHONY & CO.

Kurt Elibox  
BLUEPRINT CONSTRUCTION LTD.

Peter I. Foster  
PETER I. FOSTER & ASSOCIATES

Peterson D. Francis  
PETERSON D. FRANCIS WORLDWIDE  
SHIPPING & CUSTOMS SERVICES LTD.

Garth George  
St. Lucia Electricity Services Ltd.

Michael B.G. Gordon  
GORDON & GORDON CO.

Claire Greene-Malaykhan  
PETER I. FOSTER & ASSOCIATES

Claude Guillaume  
INTERISLAND ARCHITECTS AND  
PLANNERS

Anderson Lake  
BANK OF SAINT LUCIA LIMITED

Louisa Lewis-Ward  
PwC BARBADOS

Clare Mallaychan  
PETER I. FOSTER & ASSOCIATES

Stephen Mcnamara  
MCNAMARA & CO.

Candace Polius  
NICHOLAS JOHN & CO.

Catherine Sealys  
PROCUREMENT SERVICES INTERNATIONAL

Michael Sewordor  
MINISTRY OF COMMUNICATIONS,  
WORKS, TRANSPORT AND PUBLIC  
UTILITIES

Renee St. Rose  
PETER I. FOSTER & ASSOCIATES

Shellone Surage  
PETER I. FOSTER & ASSOCIATES

Diana Thomas  
PETER I. FOSTER & ASSOCIATES

Leandra Gabrielle Verneuil  
CHAMBERS OF JENNIFER REMY &  
ASSOCIATES

Andie A. Wilkie  
GORDON & GORDON CO.

Brenda M. Williams  
BDO St. Lucia

### ST. VINCENT AND THE GRENADINES

St. Vincent Electricity Services Ltd.

Mrs. Kay R.A. Bacchus-Browne  
KAY BACCHUS-BROWNE CHAMBERS

Aurin Bennett  
AURIN BENNETT ARCHITECTS

Allan P. Burke  
PERRY'S CUSTOMS AND SHIPPING  
AGENCY, LTD.

Stanley DeFreitas  
DEFREITAS & ASSOCIATES

Bernadine Dublin  
LABOUR DEPARTMENT

Tamara Gibson-Marks  
HIGH COURT REGISTRAR

Stanley John  
ELIZABETH LAW CHAMBERS

Errol E. Layne  
ERROL E. LAYNE CHAMBERS

Moulton Mayers  
MOULTON MAYERS ARCHITECTS

Richard Peterkin  
PwC St. Lucia

Beth-ann Roth  
ESG GLOBAL IMPACT

Martin Sheel  
COMMERCE & INTELLECTUAL PROPERTY  
OFFICE (CIPO)

Anya Trim  
PwC St. Lucia

Andrea Young-Lewis  
COMMERCE & INTELLECTUAL PROPERTY  
OFFICE (CIPO)

### SUDAN

Omer Abdel Ati  
OMER ABDEL ATI SOLICITORS

Ali Abdelrahman Khalil  
SHAMI, KHALLIL & SIDDIG ADVOCATES

Wael Abdin  
SUDANESE COMMERCIAL LAW OFFICE

Abdalla Abuzeid  
ABDALLA A. ABUZEID & ASSOCIATES

Mohamed Ibrahim Adam  
DR. ADAM & ASSOCIATES

Al Fadel Ahmed Al Mahdi  
AL MAHDI LAW OFFICE

Heba EL Sayed Abdu  
MAHMOUD ELSHEIKH OMER &  
ASSOCIATES ADVOCATES

Ahmed M. Elhillali  
AMERICAN SUDANESE CONSULTING INC.

Mohamed Ibrahim  
SOMARAIN ORIENTAL CO

Ahmed Mahdi  
MAHMOUD ELSHEIKH OMER &  
ASSOCIATES ADVOCATES

Amin Mekki Medani  
EL KARIB & MEDANI ADVOCATES

Tarig Monim  
Tariq Mubarak

Nafisa Omer  
OMER ABDEL ATI SOLICITORS

Rayan Omer  
OMER ABDEL ATI SOLICITORS

Mohamed Alaa Eldin Osman  
DARKA FOR TRADING & SERVICES  
CO. LTD.

Amel M. Sharif  
MAHMOUD ELSHEIKH OMER &  
ASSOCIATES ADVOCATES

Marwa Taha  
SHAMI, KHALLIL & SIDDIG ADVOCATES

### SURINAME

AURORA ARCHITECTS

HANDELS-, KREDIET- EN INDUSTRIE  
BANK (HAKRINBANK) N.V.

KPMG

Kathleen Juanita Brandon  
ADVOCATENKANTOOR KRAAG

Sieglin Burleson  
COMPETITIVENESS UNIT SURINAME

G. Clide Cambridge  
PARAMARIBO CUSTOM BROKER &  
PACKER

Dennis Chandansingh  
DCA ACCOUNTANTS & CONSULTANTS

Anneke Chin A Lin  
JADANANSINGH NOTARY

Anoeschka Debipersad  
A.E. DEBIPERSAD & ASSOCIATES

Helen Doelwijt  
VERENIGING SURINAAMS BEDRIJFSLEVEN,  
SURINAME TRADE & INDUSTRY  
ASSOCIATION

Marcel K. Eynhoven  
N.V. ENERGIEBEDRIJVEN SURINAME

Kenneth Foe A Man  
SURIPRINT

Dirk Heave  
MINISTRY OF TRADE AND INDUSTRY

Susilkumar Gyandath  
Rudrepersad Khoen Khoen  
ACHARYA ADVOCATEN

Henk Naarendorp  
CHAMBER OF COMMERCE & INDUSTRY

B.M. Oemraw  
N.V. GLOBAL EXPEDITION

Joanne Panoram  
CHAMBER OF COMMERCE & INDUSTRY

Marcel Persad  
BDO ABRAHAMS RAUMANN &  
PARTNERS

Frank E. M. Raijmann  
BDO ABRAHAMS RAUMANN &  
PARTNERS

Adiel Sakoer  
N.V. GLOBAL EXPEDITION

Albert D. Soedamah  
LAWFIRM SOEDAMAH & ASSOCIATES

Radjen A. Soerdjbalie  
NOTARIAAT R.A. SOERDJBALIE

Silvano Tjong-Ahin  
MANAGEMENT INSTITUTE GLIS

Carol-Ann Tjon-Pian-Gi  
LAWYER & SWORN TRANSLATOR

Cindy Uden  
BDO ABRAHAMS RAUMANN &  
PARTNERS

Milton van Brussel  
BDO ABRAHAMS RAUMANN &  
PARTNERS

Jennifer van Dijk-Silos  
LAW FIRM VAN DIJK-SILOS

Dayenne Wielingen-Verwey  
VERENIGING SURINAAMS BEDRIJFSLEVEN,  
SURINAME TRADE & INDUSTRY  
ASSOCIATION

Andy Wong  
N.V. ENERGIEBEDRIJVEN SURINAME

Anthony Wong  
GENERAL CONTRACTORS ASSOCIATION  
OF SURINAME

### SWAZILAND

OFFICE OF THE REGISTRAR SWAZILAND

SWAZILAND ELECTRICITY COMPANY

TRANSUNION ITC

Musa Dlamini  
M.L. DLAMINI ATTORNEYS

Veli Dlamini  
INTERFREIGHT PTY. LTD.

Ncamsile Hlanze  
DHL

Phumlile Tina Khoza  
SWAZILAND BUILDING SOCIETY

Mbuso Kingsley  
LANG MITCHELL ASSOCIATES

Andrew Linsey  
PWC SWAZILAND

Dommy Lukhele  
DHL

Mangaliso Magagula  
MAGAGULA & HLOPHE

Nhlanhla Maphanga  
LANG MITCHELL ASSOCIATES

Sabelo Masuku  
MAPHANGA HOWE MASUKU  
NSIBANDE

Bongani Mtshali  
FEDERATION OF SWAZILAND EMPLOYERS  
AND CHAMBER OF COMMERCE

George Mzungu  
M&E CONSULTING ENGINEERS

Jerome Ndzimandze  
FJ BUILDING CONSTRUCTION

Kobla Quashie  
KOBLA QUASHIE AND ASSOCIATES

John Resting  
BICON CONSULTING ENGINEERS

José Rodrigues  
RODRIGUES & ASSOCIATES

Bongani Simelane  
MUNICIPAL COUNCIL OF MBABANE

Manene Thwala  
THWALA ATTORNEYS

Bradford Mark Walker  
BRAD WALKER ARCHITECTS

## SWEDEN

Magnus Andersson  
GÄRDE WESSLAU ADVOKATBYRÅ

Mats Berter  
MAQS LAW FIRM

Stefan Bessman  
BAKER & MCKENZIE

Karl Björlin  
ADVOKATFIRMAN LINDAHL

Teodor Brissman  
PWC SWEDEN

Alexander Broch  
ÖRESUNDS REDOVISNING AB

Yves Chanterreau  
SWEDISH FEDERATION OF CONSULTING  
ENGINEERS AND ARCHITECTS

Ake Dahlqvist  
UC

Jenny Dangré  
ADVOKATFIRMAN VINGE KB, MEMBER  
OF LEX MUNDI

Sebastian Fichtel  
ADVOKATFIRMAN VINGE KB, MEMBER  
OF LEX MUNDI

Ylva Forsberg  
ROSCHIER SWEDEN

Magnus Graner  
ADVOKATFIRMAN LINDAHL

Peder Hammar skiöld  
HAMMARSKIÖLD & CO.

Lars Hartzell  
ELMZELL ADVOKATBYRÅ AB, MEMBER  
OF IUS LABORIS

Emil Hedberg  
ROSCHIER SWEDEN

Erik Hygrell  
WISTRAND ADVOKATBYRÅ

Magnus Johansson  
PWC SWEDEN

Niklas Körling  
WISTRAND ADVOKATBYRÅ

Caroline Lagergréen  
ELMZELL ADVOKATBYRÅ AB, MEMBER  
OF IUS LABORIS

Jasmine Lawson  
PWC SWEDEN

Ari Leinonen  
SCHEIVILLER SVENSSON  
ARKITEKONTOR AB

Rikard Lindahl  
ADVOKATFIRMAN VINGE KB, MEMBER  
OF LEX MUNDI

Johan Lindberg  
ADVOKATFIRMAN LINDAHL

Inger Lindhe  
LANTMÄTERIET

Jens Malmqvist  
ADVOKATFIRMAN LINDAHL

Christoffer Monell  
MANNHEIMER SWARTLING  
ADVOKATBYRÅ

Johan Nylander  
CMA SCANDINAVIA AB

Michael Nyman  
ADVOKATFIRMAN LINDAHL

Eric Ödling  
ADVOKATFIRMAN VINGE KB, MEMBER  
OF LEX MUNDI

Karl-Arne Olsson  
GÄRDE WESSLAU ADVOKATBYRÅ

Kjell Olsson  
ADVOKATFIRMAN LINDAHL

Ola Lo Olsson  
ELMZELL ADVOKATBYRÅ AB, MEMBER  
OF IUS LABORIS

Mattias Ömuler  
HÖKERBERG & SÖDERQVIST  
ADVOKATBYRÅ KB

Jesper Schönbeck  
ADVOKATFIRMAN VINGE KB, MEMBER  
OF LEX MUNDI

Sara Sjöholm  
FOYEN ADVOKATFIRMA AB

Gustav Ståhl  
BAKER & MCKENZIE

Bo Thomaus  
GÄRDE WESSLAU ADVOKATBYRÅ

Astrid Trolle Adams  
MILLER ROSENFALCK LLP

Fredrik Wahlberg  
HAMMARSKIÖLD & CO.

Albert Wällgren  
ADVOKATFIRMAN VINGE KB, MEMBER  
OF LEX MUNDI

## SWITZERLAND

ERNST & YOUNG  
HANDELSREGISTERAMT DES KANTONS

Beat M. Barthold  
FRORIEP RENGGLI

Marc Bernheim  
STAIGER, SCHWALD & PARTNER LTD.

Sébastien Bettschart  
ABELS AVOCATS

Myriam Büchi-Bünteli  
PWC SWITZERLAND

Lucas Bühlmann  
PWC SWITZERLAND

Martin Burkhardt  
LENZ & STAHELIN

Massimo Calderan  
ALTENBURGER LTD. LEGAL AND TAX

Andrea Cesare Canonica  
SWISS CUSTOMS

Sonia de la Fuente  
ABELS AVOCATS

Stefan Eberhard  
ABELS AVOCATS

Suzanne Eckert  
WENGER PLATTNER

Brigitte Ernst  
COMMERCIAL REGISTER OF THE CANTON  
ZÜRICH

Jana Essebier  
VISCHER AG

Benjamin Fehr  
PWC SWITZERLAND

Amiel Feldman  
BAKER & MCKENZIE

Robert Furter  
PESTALOZZI, MEMBER OF LEX MUNDI

Gaudenz Geiger  
STAIGER, SCHWALD & PARTNER LTD.

Riccardo Geiser  
ALTENBURGER LTD. LEGAL AND TAX

Debora Ghilardotti  
MOLINO ADAMI GALANTE

Michael Gwlessiani  
COMMERCIAL REGISTER OF THE CANTON  
ZÜRICH

Nicolas Herzog  
NIEDERMANN RECHTSANWÄLTE

Patrick Hünerwadel  
LENZ & STAHELIN

David Jenny  
VISCHER AG

Mattias Johnson  
FRORIEP RENGGLI

Cyril Kaiser  
LENZ & STAHELIN

Ludmila Koroleva  
AUDICONSLIT SA - MEMBER OF  
RUSSELL BEDFORD INTERNATIONAL

Michael Kramer  
PESTALOZZI, MEMBER OF LEX MUNDI

Deborah Maravic  
LENZ & STAHELIN

Armin Marti  
PWC SWITZERLAND

Barbara Meyer  
VISCHER AG

Andrea Molino  
MOLINO ADAMI GALANTE

Andreas Müller  
ANDREAS MÜLLER ARCHITECTEN

Roland Niklaus  
NCMB NOTAIRES ASSOCIÉS

Gema Olivar Pascual  
PWC SWITZERLAND

Daniela Reinhardt  
PWC SWITZERLAND

Guy-Philippe Rubeli  
PESTALOZZI, MEMBER OF LEX MUNDI

Marc Schenk  
PWC SWITZERLAND

Daniel Schmitz  
PWC SWITZERLAND

Roland Stadler  
MIGROS-GENOSSENSCHAFTS-BUND

Andreas Staubli  
PWC SWITZERLAND

Daniel Stuedler  
SWISS TOPO, DIRECTORATE FOR  
CADASTRAL SURVEYING

Thomas Strassner  
ORRICK, HERRINGTON & SUTCLIFFE LLP

Meinrad Vetter  
ECONOMIESUISSE

Flurin von Planta  
PLANTA & PLANTA

Patrick Weber  
EKZ ELEKTRIZITÄTSWERKE DES  
KANTONS ZÜRICH

Stefan Zangger  
BELSPED GLOBAL LOGISTICS

## SYRIAN ARAB REPUBLIC

Wadih Abou Nasr  
PWC LEBANON

Alina Achy  
PWC LEBANON

Boulos Al Ashhab  
AUDITING CONSULTING ACCOUNTING  
CENTER

Mouazza Al Ashhab  
AUDITING CONSULTING ACCOUNTING  
CENTER

Rawaa Al Midani  
MINISTRY OF ECONOMY & TRADE

Bisher Al-Houssami  
AL-ISRAA INTERNATIONAL FREIGHT  
FORWARDER

H. Altass  
DAMASCUS UNIVERSITY

Jamil Ammar  
SYRIAN STRATEGIC THINK TANK  
RESEARCH CENTER

Ghada Armali  
SARKIS & ASSOCIATES

John Balouziyeh  
DENTONS

Karen Baroud  
PWC LEBANON

Diaa Dannan  
TALAL ABU GHAZALEH LEGAL (TAG-  
LEGAL)

Mohammad Khaled Darwicheh  
TALAL ABU GHAZALEH LEGAL (TAG-  
LEGAL)

Nada ElSayed  
PWC LEBANON

Anas Ghazi  
MEETHAK - LAWYERS & CONSULTANTS

Hudda Hasree  
ARAB INTERNATIONAL UNIVERSITY

Yazan Hosari  
CENTRAL BANK OF SYRIA

Amgad Husein  
DENTONS

Mohammad Joumaa  
PWC LEBANON

Azzam Kaddour  
INTERNATIONAL LEGAL BUREAU

Mazen N. Khaddour  
INTERNATIONAL LEGAL BUREAU

Loubna Khoury  
AUDITING CONSULTING ACCOUNTING  
CENTER

Randa Mofthah  
CENTRAL BANK OF SYRIA

Gabriel Oussi  
OUSSI LAW FIRM

Housam Safadi  
SAFADI BUREAU

Fadi Sarkis  
SARKIS & ASSOCIATES

## TAIWAN, CHINA

CHEN, SHYUJ & PUN  
GIBSIN ELECTRICAL CONSULTANCY

Mark Brown  
WINKLER PARTNERS

Victor Chang  
LCS & PARTNERS

Christine Chen  
WINKLER PARTNERS

Edgar Y. Chen  
TSAR & TSAI LAW FIRM, MEMBER OF  
LEX MUNDI

Hui-ling Chen  
WINKLER PARTNERS

Nicholas V. Chen  
PAMIR LAW GROUP

Patrick Chen  
LEXCEL PARTNERS

Yo-Yi Chen  
PWC LEBANON

Chun-Yih Cheng  
FORMOSA TRANSNATIONAL  
CENTER

Yu-Chung Chiu  
MINISTRY OF INTERIOR

Dennis Chou  
VIA JUSTICE LAW OFFICES

Peter Dernbach  
WINKLER PARTNERS

Philip T. C. Fei  
FEI & CHENG ASSOCIATES

Mark Hartly  
LCS & PARTNERS

Sophia Hsieh  
TSAR & TSAI LAW FIRM, MEMBER OF  
LEX MUNDI

Barbara Hsu  
SDV LOGISTICS

Robert Hsu  
SDV LOGISTICS

Tony Hsu  
PAMIR LAW GROUP

Jack J.T. Huang  
JONES DAY

Margaret Huang  
LCS & PARTNERS

Nicole Huang  
LCS & PARTNERS

Charles Hwang  
YANGMING PARTNERS

Charlotte J. Lin  
LCS & PARTNERS

Gladys Kao  
WINKLER PARTNERS

Howard Kuo  
PWC TAIWAN

Chih-Shan Lee  
WINKLER PARTNERS

Michael D. Lee  
PAMIR LAW GROUP

Yu Lee  
TAIPEI CITY GOVERNMENT

Justin Liang  
BAKER & MCKENZIE

Frank Lin  
REXMED INDUSTRIES CO., LTD.

Lilian Lin  
FINANCIAL SUPERVISORY COMMISSION,  
BANKING BUREAU

Lisa Lin  
YANGMING PARTNERS

Ming-Yen Lin  
DEEP & FAR, ATTORNEYS-AT-LAW

Rich Lin  
LCS & PARTNERS

Kang-Shen Liu  
LEXCEL PARTNERS

Stacy Lo  
LEXCEL PARTNERS

Christopher Neumeyer  
ASIA LAW



Joseph Ni  
GOOD EARTH CPA

Mark Ohlson  
YANGMING PARTNERS

Patrick Pai-ChiangChu  
LEE AND LI

Bee Leay Teo  
BAKER & MCKENZIE

Sean Tung  
LCS & PARTNERS

Chao-Yu Wang  
YANGMING PARTNERS

Fran Wang  
YANGMING PARTNERS

Yi-Fan Wang  
YANGMING PARTNERS

Richard Watanabe  
PWC TAIWAN

Ja Lin Wu  
COUNCIL FOR ECONOMIC PLANNING &  
DEVELOPMENT

Pei-Yu Wu  
BAKER & MCKENZIE

Alex Yeh  
LCS & PARTNERS

## TAJIKISTAN

BARKI TOJIK

BDO TAJIKISTAN

CIBT - CREDIT INFORMATION BUREAU  
IN TAJIKISTAN

Timur Abdulaev  
LEGAL CONSULTING GROUP

Bakhtiyor Abdulhamidov  
AKHMEDOV, AZIZOV &  
ABDULHAMIDOV ATTORNEYS

Bakhtiyor Abdulloev  
ABM TRANS SERVICE LLC

Zarrina Adham  
HUMO AND PARTNERS

Zulfiya Akchurina  
GRATA LAW FIRM

Shavkat Akhmedov  
AKHMEDOV, AZIZOV &  
ABDULHAMIDOV ATTORNEYS

Khujanazar Aslamshoev  
COLIBRI LAW FIRM

Amirbek Azizov  
MINISTRY OF LABOR & SOCIAL  
PROTECTION

Denis Bagrov  
COLIBRI LAW FIRM

Jienschok Bukhoriev  
USAID BEI BUSINESS ENVIRONMENT  
IMPROVEMENT PROJECT (BY PRAGMA  
CORPORATION)

Firuz Bulbulov  
THE COLLEGIUM OF AUDITORS OF  
TAJIKISTAN

Ashraf Sharifovich Ikromov  
SAMAD SOZ LLC

Amirhonov Ilhom  
ABM TRANS SERVICE LLC

Elena Kaeva  
PWC KAZAKHSTAN

Assel Khamzina  
PWC KAZAKHSTAN

Rahmon Muratov  
KN IBRAKOV FZCO.

Rustam Nazrisho  
NAZRISHO & MIRZOEV LAW FIRM, LLC

Firdavs S. Mirzoev  
NAZRISHO & MIRZOEV LAW FIRM, LLC

Emin Sanginov  
MINISTRY OF LABOR & SOCIAL  
PROTECTION

Tatyana Savinykh  
PWC KAZAKHSTAN

Marina Shamilova  
LEGAL CONSULTING GROUP

Sherzod Sodatkadamov  
NAZRISHO & MIRZOEV LAW FIRM, LLC

Maltuba Ujdjabaeva  
NATIONAL ASSOCIATION OF BUSINESS

## TANZANIA

Zukra Ally  
PWC TANZANIA

Said Athuman  
TANZANIA REVENUE AUTHORITY

Moses Dancan  
GAPCS

Beatus Idama  
PKF ACCOUNTANTS & BUSINESS  
ADVISOR TANZANIA

Protase R. G. Ishengoma  
ISHENGOMA, KARUME, MASHA &  
MAGAI ADVOCATES

John R. Kahyoza

Kamanga W. Kapinga  
MKONO & CO ADVOCATES

Wilbert B. Kapinga  
MKONO & CO ADVOCATES

Antonia Kilama  
REX ATTORNEYS

Shani Kinswaga  
PWC TANZANIA

Adam Lovett  
NORTON ROSE FULBRIGHT

Amalia Lui  
FB ATTORNEYS

Christine M.S. Shekidele  
TANZANIA REVENUE AUTHORITY

Victoria Makani  
VELMA LAW CHAMBERS

Robert Makaramba  
HIGH COURT OF TANZANIA  
COMMERCIAL DIVISION

Hyacintha Benedict Makileo  
NATIONAL CONSTRUCTION COUNCIL

Siri A. Malai  
MALAI FREIGHT FORWARDERS LTD.

Lydia Massawe  
NMM ATTORNEYS

Hellen Masumba  
PWC TANZANIA

Sophia Mgonja  
TANESCO LTD.

Nimrod Mkono  
MKONO & CO ADVOCATES

George Mpeli Kilindu  
REX ATTORNEYS

Ayoub Mtafya  
NEXLAW ADVOCATES

Gerald Nangi  
FB ATTORNEYS

Maningo Nassoro  
PRIME MINISTER'S OFFICE

Stella Ndikimi  
EAST AFRICAN LAW CHAMBERS

Burure Ngocho  
ISHENGOMA, KARUME, MASHA &  
MAGAI ADVOCATES

Alex Thomas Nguluma  
REX ATTORNEYS

Neema Nyiti  
CRB AFRICA LEGAL

Cyril Pesha  
CRB AFRICA LEGAL

Abdul Qaubid Abdallah  
CRB AFRICA LEGAL

Shamiza Ratansi  
ADEPT CHAMBERS

Frederick Ringo  
ADEPT CHAMBERS

Charles R.B. Rwechungura  
CRB AFRICA LEGAL

Nabihah Seif  
EAST AFRICAN LAW CHAMBERS

Evarist Sekaboyi  
FROSTEE ATTORNEYS

Robi Simon  
FROSTEE ATTORNEYS

Eve Hawa Sinare  
REX ATTORNEYS

Aisha Ally Sinda  
MKONO & CO ADVOCATES

Richard Sisa  
GAPCS

David Tarimo  
PWC TANZANIA

Reginald Tarimo  
BANK OF TANZANIA

Sarah Thomas Massamu  
ADEPT CHAMBERS

Regis Tissier  
BOLLORÉ AFRICA LOGISTICS

## THAILAND

DLA PIPER

Janist Aphornratana  
PWC THAILAND

Aungsurus Areekul  
THAI CONTRACTORS ASSOCIATION  
UNDER H.M. THE KING'S PATRONAGE

Chanakarn Boonyasith  
SIAM CITY LAW OFFICES LTD.

Chalee Chantanayingyong  
SECURITIES AND EXCHANGE  
COMMISSION

Stefan Chapman  
CHANDLER & THONG-EK

Chinnavat Chinsangaram  
WEERAWONG, CHINNAVAT &  
PEANGPANOR LTD.

Wachakorn Chiramongkolkul  
PWC THAILAND

Sirijitt Choosak  
SIAM CITY LAW OFFICES LTD.

Ramin Chuayriang  
METROPOLITAN ELECTRICITY AUTHORITY

Paul Connelly  
INTERNATIONAL LEGAL COUNSELLORS  
THAILAND LIMITED (ILCT)

Laksamon Dhamminch  
ANTARES CONSULTING LTD

Alexandre Dupont  
ORBIS LEGAL ADVISORY LTD.

Frederic Favre  
VOVAN & ASSOCIES

Seetha Gopalakrishnan  
PWC THAILAND

Amélie Guardiola  
VOVAN & ASSOCIES

Sitra Horshinchai  
SIAM CITY LAW OFFICES LTD.

Yothin Intaraprasong  
CHANDLER & THONG-EK

Muncharee Ittipalin  
APL

Pattaraporn Kaiboriboon  
LAWPLUS LTD.

Saran Kleesuwan  
TILLEKE & GIBBINS

Siri Lerdsirisopon  
VOVAN & ASSOCIES

Sakchai Limsiripothong  
WEERAWONG, CHINNAVAT &  
PEANGPANOR LTD.

Surapol Opasatien  
NATIONAL CREDIT BUREAU CO. LTD.

Tanadee Pantumkomol  
CHANDLER & THONG-EK

Thidarat Patjaisomboon  
APL

Thawatchai Pittayasophon  
SECURITIES AND EXCHANGE  
COMMISSION

Thunsamorn  
Pochjanapanichakul  
VICKERY & WORACHAI LTD.

Alexander Polgar  
ANTARES CONSULTING LTD

Ratana Poonsombudlert  
CHANDLER & THONG-EK

Cynthia M. Pornavalai  
TILLEKE & GIBBINS

Supan Poshyananda  
SECURITIES AND EXCHANGE  
COMMISSION

Chitchai Punsan  
TILLEKE & GIBBINS

Chinnavit Putanapibul  
SIAM CITY LAW OFFICES LTD.

Rangsima Rattana  
LEGAL EXECUTION DEPARTMENT

Thavorn Rujivanarom  
PWC THAILAND

Arnon Rungthanakarn  
SIAM CITY LAW OFFICES LTD.

Maythawee Sarathai  
MAYER BROWN JSM

Somchai Sathiramongkolkul  
PRICEWATERHOUSECOOPERS LEGAL &  
TAX CONSULTANTS LIMITED

Charunun Sathitsuksomboon  
TILLEKE & GIBBINS

Salisa K. Skinner  
CHANDLER & THONG-EK

Theerapat Sombatsatapornkul  
TILLEKE & GIBBINS

Kowit Somwaiya  
LAWPLUS LTD.

Nuttakom Sorakum  
ORBIS LEGAL ADVISORY LTD.

Rachamarn Suchitchon  
SECURITIES AND EXCHANGE  
COMMISSION

Picharn Sukparangsee  
SIAM CITY LAW OFFICES LTD.

Kesara Summacarava  
MAYER BROWN JSM

Luxsiri Supakijjanusorn  
SIAM CITY LAW OFFICES LTD.

Siripong Supakijjanusorn  
PRICEWATERHOUSECOOPERS LEGAL &  
TAX CONSULTANTS LIMITED

Naddaporn Suwanvajakasikij  
LAWPLUS LTD.

Hunt Talmage  
CHANDLER & THONG-EK

Supanon Triumnuk  
TILLEKE & GIBBINS

Paisan Tulapornpipat  
BLUE OCEAN LOGISTICS CO., LTD.

Pleotian Uttarachai  
SIAM CITY LAW OFFICES LTD.

Sutharm Valaisathien  
INTERNATIONAL LEGAL COUNSELLORS  
THAILAND LIMITED (ILCT)

Pattara Vasinwatanapong  
VICKERY & WORACHAI LTD.

Harold K. Vickery Jr.  
VICKERY & WORACHAI LTD.

Patcharaporn Vinituntarat  
SIAM CITY LAW OFFICES LTD.

Pimvimol Vipamaneerut  
TILLEKE & GIBBINS

Athicha Vuttiviroj  
MAYER BROWN JSM

Auradee Wongsaraj  
CHANDLER & THONG-EK

Ahmet Yesilkaya  
TILLEKE & GIBBINS

Somchai Yungkarn  
CHANDLER & THONG-EK

## TIMOR-LESTE

BANCO CENTRAL DE TIMOR-LESTE  
(BCTCL)

DLA PIPER

Henrique Araujo Sobreira  
MIRANDA CORREIA AMENDEIRA &  
ASSOCIADOS

Jose Pedro Camoos  
ASSOCIACAO DOS ADVOGADOS TIMOR  
LESTE

Miguel Carreira Martins  
NATIONAL UNIVERSITY OF TIMOR-LESTE  
(UNTL)

Joana Custoias  
MIRANDA CORREIA AMENDEIRA &  
ASSOCIADOS

Anthony Frazier

Renato Guerra de Almeida  
MIRANDA CORREIA AMENDEIRA &  
ASSOCIADOS

Eusebio Guterres  
UNIDO BUSINESS REGULATORY  
CONSULTANT

Jackson Lay  
PALM SPRING ESTATE

Naomi Leong  
DELOITTE LLP

Vega Ramadhan  
PWC INDONESIA

Fernando Torrão Alves  
CAIXA GERAL DE DEPOSITOS (CGD)

Tim Robert Watson  
PWC INDONESIA

Christian Yo  
PWC INDONESIA

Tim Robert Watson  
PWC INDONESIA

Christian Yo  
PWC INDONESIA

## TOGO

AGENCE EPAUC NOUVELLE

DIRECTION DES SERVICES TECHNIQUE  
DE LA MAIRIE

Edzodzi Délato Adonsou  
DIRECTION DE L'HABITAT ET DU  
PATRIMOINE IMMOBILIER

Koudzo Mawuêna Agbemable  
AUTORITÉ DE RÉGLEMENTATION DU  
SECTEUR DE L'ÉLECTRICITÉ

Symphorien Agbessadj  
BCEAO

Kokou Gadémon Agbessi  
CABINET LUCREATIF

Franck Akakpo  
MAERSK LINE

Martial Akakpo  
SCP MARTIAL AKAKPO & ASSOCIÉS

Nicolas Kossi Akidjetan  
ORDRE NATIONAL DES ARCHITECTES DU  
TOGO (ONAT)

Richard Kowovi A. Akpoto-  
Kougblenou

STUDIO ALPHA A.I.C.

Ahmadou Al Aminou Lo  
BCEAO

Prosper Gato Amegnido  
GROUPE GATO

Coffi Alexis Aquereburu  
AQUEREBURU AND PARTNERS CABINET  
D'AVOCATS

Cécile Assogbavi  
ETUDE NOTARIALE ASSOGBAVI

Sylvanus Dodzi Awutey  
CABINET LUCREATIF

Koli-Yidaou Bako  
COMPAGNIE ENERGIE ELECTRIQUE DU  
TOGO (CEET)

Sockna Diaby  
PwC CÔTE D'IVOIRE

Koffi Joseph Dogbevi  
CABINET LUCREATIF

Simon Dogbo  
MAERSK LINE

Amatékoé Kangni  
SCP MARTIAL AKAKPO & ASSOCIÉS

Vitalice Kangni  
SCP MARTIAL AKAKPO & ASSOCIÉS

Komivi Kassegne  
COMPAGNIE ENERGIE ELECTRIQUE DU  
TOGO (CEET)

Bleounou Komlan  
AVOCAT À LA COUR

Hokaméto Kpenou  
AUTORITÉ DE RÉGLEMENTATION DU  
SECTEUR DE L'ÉLECTRICITÉ

Sibivi Elina Lawson-Atutu  
SCP MARTIAL AKAKPO & ASSOCIÉS

Emmanuel Mamlan  
SCP MARTIAL AKAKPO & ASSOCIÉS

Adeline Messou  
PwC CÔTE D'IVOIRE

Yawovi Negbegble  
AUTORITÉ DE RÉGLEMENTATION DU  
SECTEUR DE L'ÉLECTRICITÉ

Comlan Eli-Eli N'soukpoé  
SCP MARTIAL AKAKPO & ASSOCIÉS

Olivier Pedanou  
CABINET LUCREATIF

Oesimbola Randriamampianina  
CABINET JOHN W. FFOOKS & CO.

Nourou Sama  
COMPAGNIE ENERGIE ELECTRIQUE DU  
TOGO (CEET)

Diagne Souadou  
BCEAO

Dominique Taty  
PwC CÔTE D'IVOIRE

Mouhamed Tchassona Traore  
ETUDE ME MOUHAMED TCHASSONA  
TRAORE

Inès Mazalo Tekpa  
CABINET LUCREATIF

Antoine Traore  
BCEAO

Fousséni Traoré  
PwC CÔTE D'IVOIRE

Père Venance  
LOGISTIQUE COMMERCIALE D'AFRIQUE  
(LCA)

Prince Zacharie Adjé Wilson-  
Adjete  
CABINET DE MAÎTRE GALOLO SOEDIEDE

Emmanuel Yehouessi  
BCEAO

Edem Amétéfé Zotchi  
SCP MARTIAL AKAKPO & ASSOCIÉS

**TONGA**

Inoke Afu  
PACIFIC FINANCE & INVESTMENT LTD.

Lord Dalgety  
ELECTRICITY COMMISSION

Delores Elliott  
DATA BUREAU (TONGA) LIMITED

Kolotia Fotu  
MINISTRY OF LABOUR, COMMERCE AND  
INDUSTRIES

Peni Lavakeiaho Makoni  
MINISTRY OF WORKS

James Lutui  
CROWN LAW

Salesi Mataele  
OCEANTRANZ TONGA LTD.

Sione Tomasi Naite Fakahua  
FAKAHUA-FA'OTUSIA & ASSOCIATES

Laki M. Niu  
LAKI NIU OFFICES

Alani Schaumkel  
DATELINE TRANS-AM SHIPPING

Ralph Stephenson  
STEPHENSON ASSOCIATES

Hiva Tatila  
TONGA DEVELOPMENT BANK

Fine Tohi  
DATELINE TRANS-AM SHIPPING

Lesina Tonga  
LESINA TONGA LAW FIRM

Distquaine P. Tu'ihalamaka  
MINISTRY OF LABOUR, COMMERCE AND  
INDUSTRIES

Kisione Tupou  
JKCA

Christine Uta'atu  
UTA'ATU & ASSOCIATES

Fataimoemanu Lafaele Vaihu  
F.L. VAIHU LAW FIRM

Jone Vuli  
WESTPAC BANK OF TONGA

**TRINIDAD AND TOBAGO**

REGULATED INDUSTRIES COMMISSION

Christopher Alexander  
PHOENIX LOGISTICS (TRINIDAD) LTD.

Elena Araujo  
ARAUJO LAW

Rene Austin  
TRINIDAD & TOBAGO ELECTRICITY  
COMMISSION

Karen Bridgewater-Taylor  
REGISTRAR GENERAL'S DEPARTMENT OF  
TRINIDAD AND TOBAGO

Tiffany Castillo  
M. HAMEL-SMITH & CO., MEMBER OF  
LEX MUNDI

Donielle K. Charles  
FITZWILLIAM STONE FURNESS-SMITH  
& MORGAN

Stacy Lee Daniell  
M. HAMEL-SMITH & CO., MEMBER OF  
LEX MUNDI

Luis Dini  
HSMDDT LTD.

Carol Dos Santos  
WATER AND SEWAGE AUTHORITY OF  
TRINIDAD AND TOBAGO

Sheryl Anne Haynes  
TOWN AND COUNTRY PLANNING  
DIVISION

Nadia Henriques  
M. HAMEL-SMITH & CO., MEMBER OF  
LEX MUNDI

Melissa Ingfield  
M. HAMEL-SMITH & CO., MEMBER OF  
LEX MUNDI

Rachel Maria Jaggernauth  
LEX CARIBBEAN

Aisha Kujifi  
EMPLOYERS' CONSULTATIVE  
ASSOCIATION OF TRINIDAD & TOBAGO

Ann-Marie Mahabir  
M. HAMEL-SMITH & CO., MEMBER OF  
LEX MUNDI

David Montgomery  
D. MONTGOMERY & CO. -  
CORRESPONDENT OF RUSSELL BEDFORD  
INTERNATIONAL

Nicole Moonan  
REGISTRAR GENERAL'S DEPARTMENT OF  
TRINIDAD AND TOBAGO

Dean Nieves  
TRANSUNION

Marjorie Nunez  
LEX CARIBBEAN

Kevin Nurse  
JOHNSON, CAMACHO & SINGH

Steven M. Paul  
J.D. SELLIER & CO.

Sonji Pierre Chase  
JOHNSON, CAMACHO & SINGH

Brandon Primus  
LEX CARIBBEAN

Fanta Punch  
M. HAMEL-SMITH & CO., MEMBER OF  
LEX MUNDI

Mark Ramkerrysingh  
FITZWILLIAM STONE FURNESS-SMITH  
& MORGAN

Ramlogan  
TOWN AND COUNTRY PLANNING  
DIVISION

Kelvin Ramsook  
TRINIDAD & TOBAGO ELECTRICITY  
COMMISSION

Myrna Robinson-Walters  
M. HAMEL-SMITH & CO., MEMBER OF  
LEX MUNDI

Anne Rocke  
REGISTRAR GENERAL'S DEPARTMENT OF  
TRINIDAD AND TOBAGO

Andre Rudder  
J.D. SELLIER & CO.

Alice Salandy  
GSAL DESIGNS LTD.

Gregory Salandy  
GSAL DESIGNS LTD.

Nicholas Sinanan  
JOHNSON, CAMACHO & SINGH

Jonathan Walker  
M. HAMEL-SMITH & CO., MEMBER OF  
LEX MUNDI

Allyson West  
PwC

Grantley Wilshire  
M. HAMEL-SMITH & CO., MEMBER OF  
LEX MUNDI

**TUNISIA**

Samir Abdely  
ABDELLY & ASSOCIÉS

Ilhem Abderrahim  
SOCIÉTÉ TUNISIENNE DE L'ÉLECTRICITÉ ET  
DU GAZ (STEG)

Salma Abida  
MINISTÈRE DE LA JUSTICE

Mohamed Ammar  
SOCIÉTÉ TUNISIENNE DE L'ÉLECTRICITÉ ET  
DU GAZ (STEG)

Mohamed Moncef Barouini  
ACR

Adly Bellagha  
ADLY BELLAGHA & ASSOCIATES

Hend Ben Achour  
ADLY BELLAGHA & ASSOCIATES

Leila Ben Mbarek  
LEGALYS

Saif Allah Ben Metfeh  
ABDELLY & ASSOCIÉS

Amel Ben Rahal  
BANQUE CENTRALE DE TUNISIE

Miriam Ben Rejab  
CAF JURIDIQUE ET FISCAL SARL

Abdelfetah Benahji  
FERCHIOU & ASSOCIÉS

Peter Bismuth  
TUNISIE ELECTRO TECHNIQUE

Salaheddine Caid Essebsi  
CAID ESSEBSI AND PARTNERS LAW FIRM

Salma Chaari  
ABDELLY & ASSOCIÉS

Elyes Chafter  
CHAPTER RAOUADI LAW FIRM

Zine el Abidine Chafter  
CHAPTER RAOUADI LAW FIRM

Afef Challouf  
SOCIÉTÉ TUNISIENNE DE L'ÉLECTRICITÉ ET  
DU GAZ (STEG)

Abdelmalek Dahmani  
DAHMANI TRANSIT INTERNATIONAL

Mohamed Derbel  
BDO

Mohamed Lotfi El Ajeri  
EL AJERI LAWYERS, PARTENAIRE DE DS  
AVOCATS

Myriam Escheikh  
LEGALYS

Wafa Essayeh  
PwC TUNISIA

Noureddine Ferchiou  
FERCHIOU & ASSOCIÉS

Slim Gargouri  
CPA

Samah Ghrab  
CAF JURIDIQUE ET FISCAL SARL

Imene Hanafi  
LEGALYS

Anis Jabnoun  
GIDE LOYRETTE NOUËL, MEMBER OF  
LEX MUNDI

Atf Jebali Nasri  
LEGALYS

Badis Jedidi  
GIDE LOYRETTE NOUËL, MEMBER OF  
LEX MUNDI

Sami Kallel  
KALLEL & ASSOCIATES

Faycal Karoui  
SOCIÉTÉ TUNISIENNE DE L'ÉLECTRICITÉ ET  
DU GAZ (STEG)

Larbi Khedira  
CHAPTER RAOUADI LAW FIRM

Selim Knani  
CAF JURIDIQUE ET FISCAL SARL

Mabrouk Maalaoui  
PwC TUNISIA

Dina Magroun  
EL AJERI LAWYERS, PARTENAIRE DE DS  
AVOCATS

Jomaa Mahmoud  
CAF JURIDIQUE ET FISCAL SARL

Mohamed Ali Masmoudi  
CAF JURIDIQUE ET FISCAL SARL

Emna Mazouni  
CAF JURIDIQUE ET FISCAL SARL

Sarah Mebazza  
COMETE ENGINEERING

Radhi Meddeb  
COMETE ENGINEERING

Mohamed Taieb Mrabet  
BANQUE CENTRALE DE TUNISIE

Atf Nasri  
FERCHIOU & ASSOCIÉS

Imen Nouira  
CONSERVATION FONCIÈRE TUNISIA

Olfa Othmane  
BANQUE CENTRALE DE TUNISIE

Habiba Raouadi  
CHAPTER RAOUADI LAW FIRM

Hédi Rezgui  
SOCIÉTÉ TUNISIENNE DE L'ÉLECTRICITÉ ET  
DU GAZ (STEG)

Koubaa Rym  
CRK

Rachid Tmar  
CAF JURIDIQUE ET FISCAL SARL

Anis Wahabi  
AWT ADJUT & CONSEIL

**TURKEY**

ARMADA LTD. STI.

ERNST & YOUNG

SOMAY HUKUK BÜROSU

UNDERSECRETARIAT OF TREASURY

UNION OF CHAMBERS AND COMMODITY  
EXCHANGES OF TURKEY

Erol Acun  
ÖZAK TEKSTİL

Umut Akabay  
MINISTRY OF CUSTOMS AND TRADE

Emre Akarkarasu  
PwC TURKEY

Cuneyt Akcal  
3E DANIŞMANLIK LTD. ŞTİ.

Besim Berk Akcan  
PRICEWATERHOUSECOOPERS

Basak Akin  
AYDAŞ LIMAN KURMAN ATTORNEYS-  
AT-LAW

Serdar Akinci  
MINISTRY OF ECONOMY

Susen Aklan  
SERAP ZUVIN LAW OFFICES

Deniz Akman  
BENER LAW OFFICE, MEMBER OF IUS  
LABORIS

Sezin Akoğlu  
PEKİN & PEKİN

Simge Akyüz  
DEVRES LAW OFFICE

Inci Alaloglu  
TABOGLU & DEMIRHAN

Zeynep Alemardoğlu  
SARIBRAHİMOĞLU LAW OFFICE

Asli Alper  
MOROĞLU ARSEVEN

Ekin Altıntaş  
PwC TURKEY

Elif Arabacıoğlu  
MEHMET GÜN & PARTNERS

Selin Barlin Aral  
PAKSOY LAW FIRM

Melsa Ararat  
CORPORATE GOVERNANCE FORUM OF  
TURKEY, SABANCI UNIVERSITY

Firat Arkan  
ARKUN LAW OFFICE

Ergun Benan Arseven  
MOROĞLU ARSEVEN

Ilkay Arslantasli Bilen  
KPMG

Banu Aslan  
BEZEN & PARTNERS

- Melis Atasagun  
PEKİN & BAYAR LAW FIRM
- Melis Avunduk  
PRICEWATERHOUSECOOPERS
- Levent Aydaş  
AYDAŞ LIMAN KURMAN ATTORNEYS-  
AT-LAW
- Aybike Aygun  
SARIBRAHİMOĞLU LAW OFFICE
- Elvan Aziz  
PAKSOY LAW FIRM
- Derya Bakı  
TARLAN - BAKSI LAW FIRM
- Z. İlayda Balkan  
ADMD - MAVIOĞLU & ALKAN LAW  
OFFICE
- Naz Bandik  
ÇAKMAK AVUKATLIK BÜROSU
- Hüseyin Barun  
SİSTEM LOJİSTİK
- Sedef Başçı  
DEVRES LAW OFFICE
- Güray Batur  
MINISTRY OF JUSTICE
- Ayça Bayburan  
ADMD - MAVIOĞLU & ALKAN LAW  
OFFICE
- Erhan Baykotan  
AKKARTAL İTHALAT İHRACAT
- Harun Bayramoğlu  
İTKİB İSTANBUL TEXTILE AND APPAREL  
EXPORTERS' ASSOCIATION
- Nergis Beşiroğlu  
CERRAHOĞLU LAW FIRM
- Serdar Bezen  
BEZEN & PARTNERS
- Yeşim Bezen  
BEZEN & PARTNERS
- Ayşe Eda Biçer  
ÇAKMAK AVUKATLIK BÜROSU
- Taner Gökmen Bolayır  
SERAP ZUVIN LAW OFFICES
- Melis Buhan  
PEKİN & PEKİN
- İrfan Bumin  
PERA CONSTRUCTION
- İdil Çağal Kuyan  
PRICEWATERHOUSECOOPERS
- Cezmi Batuhan Çağatay  
PRICEWATERHOUSECOOPERS
- Osman Çalışkan  
MINISTRY OF JUSTICE
- Esin Çamlıbel  
TURLUÇ LAW OFFICE
- Maria Lianides Çelebi  
BENER LAW OFFICE, MEMBER OF IUS  
LABORIS
- Cemal Çelik  
ENERGY MARKET REGULATORY  
AUTHORITY
- Ipek Merve Çelik  
PEKİN & PEKİN
- M. Fadlullah Cerrahoğlu  
CERRAHOĞLU LAW FIRM
- Emel Çetin  
PAKSOY LAW FIRM
- İsa Coşkun  
MINISTRY OF FINANCE
- Yavuz Dayıoğlu  
PRICEWATERHOUSECOOPERS
- Okan Demirkan  
KOLCUOĞLU DEMİRKAN ATTORNEYS-  
AT-LAW
- Orkun Deniz  
KREDİT KAYIT BUREAU
- Rüçhan Derici  
3E DANIŞMANLIK LTD. ŞTİ.
- Kazım Derman  
KREDİT KAYIT BUREAU
- Emine Devres  
DEVRES LAW OFFICE
- Ebru Dicle  
TURKISH INDUSTRY AND BUSINESS  
ASSOCIATION
- Hamide Handan Diri  
MOROĞLU ARŞEVEN
- Irmak Dirik  
PEKİN & PEKİN
- Didem Doğan  
PAKSOY LAW FIRM
- Alper Dönmez  
ÖZAK TEKSTİL
- Murat Volkan Dülger  
DÜLGER LAW FIRM
- Dilara Duman  
DUMAN LAW OFFICE
- Safa Mustafa Durakoğlu  
ÇAKMAK AVUKATLIK BÜROSU
- Özgür Ekinci  
PWC TURKEY
- Gökben Erdem Dirican  
PEKİN & PEKİN
- Aycan Erdoğan  
PWC TURKEY
- Onur Ergun  
TABOĞLU & DEMİRHAN
- Muzaffer Eroğlu  
KOCAELİ UNIVERSITY, HUKUK FAKÜLTESİ
- Aslı Ersanlı  
MOROĞLU ARŞEVEN
- İlke Fadilloğlu  
GSG AVUKATLIK ORTAKLIĞI
- Umurcan Gago  
PWC TURKEY
- Zeynephan Gemicioğlu  
CERRAHOĞLU LAW FIRM
- Sabiha Nur Göllü  
BENER LAW OFFICE, MEMBER OF IUS  
LABORIS
- Osman Nuri Gönenc  
CENTRAL BANK OF THE REPUBLIC OF  
TURKEY
- Gunhan Gonul  
ÇAKMAK AVUKATLIK BÜROSU
- Berkay Gul  
MOROĞLU ARŞEVEN
- Zeki Gündüz  
PWC TURKEY
- Remzi Orkun Guner  
ADMD - MAVIOĞLU & ALKAN LAW  
OFFICE
- Onur Güngör  
TIM TURKISH EXPORTERS ASSEMBLY
- Burcu Guray  
MOROĞLU ARŞEVEN
- Deniz Gürbüz  
BOĞAZICI ELEKTRİK DAĞITIM A.Ş.  
(BEDAŞ)
- Deniz Gurel  
TURKISH INDUSTRY AND BUSINESS  
ASSOCIATION
- Ayşeğül Gürsoy  
CERRAHOĞLU LAW FIRM
- Gülşah Güven  
DÜLGER LAW FIRM
- Özhan Güven  
Mehmet Güzel  
MINISTRY OF CUSTOMS AND TRADE
- Ece İlter  
PWC TURKEY
- Canan İmancılı  
MOROĞLU ARŞEVEN
- Gül İncesulu  
ÇAKMAK AVUKATLIK BÜROSU
- Selahattin Burak İplikci  
PRICEWATERHOUSECOOPERS
- Sevi İslamgöçer  
MOROĞLU ARŞEVEN
- Kadir Orcun İssevenler  
MOROĞLU ARŞEVEN
- Baris Kalaycı  
MEHMET GÜN & PARTNERS
- Ibrahim Kara  
KREDİT KAYIT BUREAU
- Faruk Kavak  
CENTRAL BANK OF THE REPUBLIC OF  
TURKEY
- Firat Baris Kavlak  
KAVLAK LAW FIRM
- Siddik Kaya  
MINISTRY OF CUSTOMS AND TRADE
- Uğur Kaynakçıoğlu  
DEVRES LAW OFFICE
- Betül Kencebay  
TUYİD - TURKISH IR SOCIETY
- Burak Kepkep  
KEPKEP INTERNATIONAL LEGAL  
COUNSELING
- Süleyman Kışaç  
TÜRK TELEKOM
- Özlem Kızıl Voyvoda  
ÇAKMAK AVUKATLIK BÜROSU
- Fatih Koca  
Çiğdem Koşar  
CENTRAL BANK OF THE REPUBLIC OF  
TURKEY
- Ayşe Busra Kose  
MOROĞLU ARŞEVEN
- Cengiz Koyuncu  
TEKTRON DIŞ TIC. LTD. ŞTİ.
- Ceren Kuluhan  
DUMAN LAW OFFICE
- Mert Kutlar  
ADMD - MAVIOĞLU & ALKAN LAW  
OFFICE
- Altan Liman  
AYDAŞ LIMAN KURMAN ATTORNEYS-  
AT-LAW
- Orhan Yavuz Mavioğlu  
ADMD - MAVIOĞLU & ALKAN LAW  
OFFICE
- Dilek Menteş  
CERRAHOĞLU LAW FIRM
- Günes Mermer  
ÇAKMAK AVUKATLIK BÜROSU
- Maral Minasyan  
KOLCUOĞLU DEMİRKAN ATTORNEYS-  
AT-LAW
- Erhan Seyfi Moroglu  
MOROĞLU ARŞEVEN
- Şila Muratoğlu  
BAYIRLI & MURATOĞLU LAW FIRM
- Melis Oget Koc  
SERAP ZUVIN LAW OFFICES
- Pelin Oguzer  
MOROĞLU ARŞEVEN
- Ozgecan Oksuz  
ÖZEL & ÖZEL ATTORNEYS-AT-LAW
- Ipek Okucu  
GSG AVUKATLIK ORTAKLIĞI
- Mert Oner  
KPMG
- Mehmet Otrar  
CERRAHOĞLU LAW FIRM
- Remzi Ozbay  
DSD DERİ SANAYİCİLERİ DIŞ TİCARET
- İbrahim Özçelik  
TIM TURKISH EXPORTERS ASSEMBLY
- Kenan Özdemir  
MINISTRY OF JUSTICE
- Ilkay Lale Ozer  
MOROĞLU ARŞEVEN
- Korkut Özkorkut  
ANKARA UNIVERSITY
- Fatih Ozturk  
3E DANIŞMANLIK LTD. ŞTİ.
- Özlem Özyiğit  
YASED - INTERNATIONAL INVESTORS  
ASSOCIATION
- Gülce Peker  
GÜNDÜZ SİMSEK GAGO AVUKATLIK  
ORTAKLIĞI
- Ahmed Pekin  
PEKİN & PEKİN
- Ferhat Pekin  
PEKİN & BAYAR LAW FIRM
- Neriman Pelit  
KOLCUOĞLU DEMİRKAN ATTORNEYS-  
AT-LAW
- Batuhan Şahmay  
BENER LAW OFFICE, MEMBER OF IUS  
LABORIS
- Bilge Saltan  
DÜLGER LAW FIRM
- Selim Sarıbrahimoğlu  
SARIBRAHİMOĞLU LAW OFFICE
- Hakkı Şekerbay  
MINISTRY OF LABOUR AND SOCIAL  
SECURITY
- Ömer Kayhan Seyhun  
CENTRAL BANK OF THE REPUBLIC OF  
TURKEY
- Biröl Sezer  
İSTANBUL DENETİM VE YEMİNLİ MALİ  
MÜŞAVİRLİK A.Ş.
- Sezil Simsek  
PRICEWATERHOUSECOOPERS
- Zafer Ertunc Sirin  
İSTANBUL UNIVERSİTESİ
- Ayşe Ülkü Solak  
MOROĞLU ARŞEVEN
- Halit Suiçmez  
MINISTRY OF SCIENCE, INDUSTRY AND  
TECHNOLOGY
- Çağıl Sünbül  
PRICEWATERHOUSECOOPERS
- Semih Sütcü  
SOLMAZ CUSTOMS BROKERAGE &  
CONSULTANCY CO.
- Esin Taboğlu  
TABOĞLU & DEMİRHAN
- Aylin Tarlan Tüzemen  
TARLAN - BAKSI LAW FIRM
- Güzel Toker  
PRICEWATERHOUSECOOPERS
- Berna Toksoy  
TURKISH INDUSTRY AND BUSINESS  
ASSOCIATION
- Elif Tulunay  
TURLUÇ LAW OFFICE
- Noyan Turunç  
TURLUÇ LAW OFFICE
- Burcu Tuzcu Ersin  
MOROĞLU ARŞEVEN
- Dilara Uçar  
SARIBRAHİMOĞLU LAW OFFICE
- Nursel Ucuzsatar  
SOLMAZ CUSTOMS BROKERAGE &  
CONSULTANCY CO.
- Ürün Ülkü  
ADMD - MAVIOĞLU & ALKAN LAW  
OFFICE
- Ayşe Unal  
TURLUÇ LAW OFFICE
- Furkan Ünal  
PGLOBAL GLOBAL ADVISORY AND  
TRAINING SERVICES LTD.
- Mustafa Ünal  
ERYÜREKLİ LAW OFFICE
- Hazal Urgan  
PEKİN & PEKİN
- Ü. Barış Urhan  
TUSİAD
- Anil Uysal  
TALAL ABU GHAZALEH LEGAL (TAG-  
LEGAL)
- Barış Yalçın  
PWC TURKEY
- Erman Yalçın  
PWC TURKEY
- Ayşeğül Yalçınrmani  
CERRAHOĞLU LAW FIRM
- Sevinay Yese Kovats  
RENAISSANCE DEVELOPMENT
- A.Çağrı Yıldız  
ADMD - MAVIOĞLU & ALKAN LAW  
OFFICE
- Çağatay Yılmaz  
YILMAZ LAW OFFICES
- Rana Yılmaz  
YILMAZ LAW OFFICES
- Süleyman Yolcu  
ANKARA CHAMBER OF COMMERCE
- Murat Yülek  
PGLOBAL GLOBAL ADVISORY AND  
TRAINING SERVICES LTD.
- Çağlar Yurttürk  
YUKA LAW OFFICE
- Serap Zuvın  
SERAP ZUVIN LAW OFFICES

## UGANDA

- MAGISTRATE'S COURT AT MENGO
- MINISTRY OF LANDS, HOUSING &  
URBAN DEVELOPMENT
- Michael Akampurira  
AKAMPURIRA AND PARTNERS
- Daniel Angualia  
ANGUALIA, BUSIKU & CO. ADVOCATES
- Leria Arinaitwe  
SEBALU & LULE ADVOCATES
- Alex Ayesigye  
MINISTRY OF FINANCE
- Justine Bagyenda  
BANK OF UGANDA
- Bernard Baingana  
PWC UGANDA
- Joseph Baliddawa  
JB BYAMUGISHA  
BYAMUGISHA & RWAHERU ADVOCATES
- Lawrence Byensi  
UGANDA INVESTMENT AUTHORITY
- Matovu Emmy  
MARMA TECHNICAL SERVICES
- Ninsiima Irene  
ANGUALIA, BUSIKU & CO. ADVOCATES
- Sarfraz Jiwani  
SEYANI BROTHERS & CO. (U) LTD.
- Lwanga John Bosco  
MARMA TECHNICAL SERVICES
- MacDusman Kabega  
TUMSIIME, KABEGA & CO. ADVOCATES
- Godwin Kakande
- Richard Kamajogo  
ADMD - MAVIOĞLU & ALKAN LAW  
OFFICE
- Francis Kamulegeya  
PWC UGANDA

- Aggrey Kankunda  
AA&L ASSOCIATES
- John Karuhunga  
LAND REGISTRY
- Phillip Karugaba  
MMAKS ADVOCATES
- Edwin Karugire  
KIWANUKA & KARUGIRE ADVOCATES
- Baati Katende  
KATENDE, SSEMPEBWA & Co.  
ADVOCATES
- David Katende  
ENVIROKAD
- John W. Katende  
KATENDE, SSEMPEBWA & Co.  
ADVOCATES
- Sim K. Katende  
KATENDE, SSEMPEBWA & Co.  
ADVOCATES
- Soogi Katende  
KATENDE, SSEMPEBWA & Co.  
ADVOCATES
- Didymus Byenkya Kato  
ATACO FREIGHT SERVICES LTD.
- Muhammad Kattan  
UNCTAD (UNITED NATION  
CONFERENCE ON TRADE AND  
DEVELOPMENT) AND ASYCUDA
- Peter Kauma  
KIWANUKA & KARUGIRE ADVOCATES
- Assumpta Kemigisha  
NANGWALA, REZIDA & Co.  
ADVOCATES
- Muzamiru Kibeedi  
KIBEEIDI & Co.
- Sebaggala M. Kigozi  
UGANDA MANUFACTURES ASSOCIATION
- Innocent Kihika  
SHONUBI MUSOKE & Co.
- Mubaraka Nkuutu Kirunda  
UGANDA MANUFACTURES ASSOCIATION
- Geoffrey Kiryabwire  
HIGH COURT OF UGANDA
- Kiryowa Kiwanuka  
KIWANUKA & KARUGIRE ADVOCATES
- Robert Komakec  
ARCH FORUM LTD.
- Charles Koojo  
URBAN RESEARCH AND TRAINING  
CONSULTANCY
- Byarugaba Kusiilla Brigitte  
SHONUBI MUSOKE & Co.
- Brigitte Kusiima Sendi  
SHONUBI, MUSOKE & Co. ADVOCATES
- Anita Kusima  
KAMPALA CAPITAL CITY AUTHORITY  
(KCCA)
- Ida Kussima  
KATENDE, SSEMPEBWA & Co.  
ADVOCATES
- Lillian Helen Kuteesa  
NANGWALA, REZIDA & Co.  
ADVOCATES
- Arthur Kwesiga  
UGANDA REGISTRATION SERVICES  
BUREAU
- Robinah Lutaaya  
PwC UGANDA
- Michael Malan  
COMPUSCAN CRB LTD.
- Paul Mbuga  
SEBALU & LULE ADVOCATES
- Paul Moores  
FBW GROUP
- Richard Mubiru  
MINISTRY OF FINANCE
- Cornelius Mukibi  
C. MUKIBI SENTAMU & Co.  
ADVOCATES
- Andrew Munanura Kamuteera  
SEBALU & LULE ADVOCATES
- Peters Musoke  
SHONUBI, MUSOKE & Co. ADVOCATES
- Rachel Mwanje Musoke  
MMAKS ADVOCATES
- Sarah Musumba  
PwC UGANDA
- Jimmy M. Muyanja  
MUYANJA & ASSOCIATES
- Joseph Mwangalo  
Nicholas Mwasame Walyemwa  
SHONUBI MUSOKE & Co.
- Noah Mwesigwa  
SHONUBI, MUSOKE & Co. ADVOCATES
- Eva Nalwanga Gitta  
KASIYRE BYARUHANGA AND Co.
- Plaxeda Namirimu  
PwC UGANDA
- Sophia Nampijja  
KATENDE, SSEMPEBWA & Co.  
ADVOCATES
- Innocent Ngobi Ndiko  
NGOBI NDIKO ADVOCATES
- Diana Ninsiima  
MMAKS ADVOCATES
- James Kagiri Njoroge  
PRICE & KING CERTIFIED PUBLIC  
ACCOUNTANTS
- Florence Nsubuga  
UMEME LIMITED
- William Okello  
Alex Rezida  
NANGWALA, REZIDA & Co.  
ADVOCATES
- Moses Segawa  
SEBALU & LULE ADVOCATES
- Cameo Shay  
SBI INTERNATIONAL HOLDINGS AG  
UGANDA
- Alan Shonubi  
SHONUBI, MUSOKE & Co. ADVOCATES
- Parbat Siyani  
SEYANI BROTHERS & Co. (U) LTD.
- Charles Lwanga Ssemanda  
Winifred Tarinyeba Kiryabwire  
MAKERERE UNIVERSITY
- Obed Tindyebwa  
GRAND & NOBLE, CERTIFIED PUBLIC  
ACCOUNTANTS
- Ambrose Turyahabwe  
DHL GLOBAL FORWARDING (U) LTD.
- Bemanya Twebaze  
UGANDA REGISTRATION SERVICES  
BUREAU
- Isaac Walukagga  
MMAKS ADVOCATES
- Remmy George Wamimbi  
AKAMPURIRA AND PARTNERS
- UKRAINE**  
JSC THE STATE EXPORT-IMPORT BANK  
OF UKRAINE  
STATE CUSTOMS SERVICE OF UKRAINE  
Yaroslav Abramov  
ILF INTEGRITES  
Denys Absalyamov  
JSC UKRENERGOCHEMERET  
Oleksandr Alekseyeyenko  
ILF INTEGRITES  
Rotov Alexander  
CONFEDERATION OF BUILDERS OF  
UKRAINE
- Oleg Y. Alyoshin  
VASIL KISIL & PARTNERS
- Andrey Astapov  
ASTAPOV LAWYERS INTERNATIONAL  
LAW GROUP
- Ron J. Barden  
PwC UKRAINE
- Svitlana Berezhna  
ILF INTEGRITES
- Gleb Bialyi  
EGOROV PUGINSKY AFANASIEV &  
PARTNERS
- Julia Bilonozhko  
DENTONS
- Yevgen Blok  
ILF INTEGRITES
- Oleg Boichuk  
EGOROV PUGINSKY AFANASIEV &  
PARTNERS
- Glib Bondar  
AVELLUM PARTNERS
- Valeriy Bondar  
HLB UKRAINE
- Yulia Bondar  
HLB UKRAINE
- Timur Bondaryev  
ARZINGER & PARTNERS
- Alexander Borisov  
ZOVNISHINFORMAUDIT C
- Lilia Boulakh  
DLA PIPER UKRAINE LLC
- Alexander Buryak  
PwC UKRAINE
- Taras Chernikov  
EGOROV PUGINSKY AFANASIEV &  
PARTNERS
- Luliia Chervonooka  
VASIL KISIL & PARTNERS
- Serhiy Chorny  
BAKER & MCKENZIE
- Aleksandr Deputat  
ELIT GROUP
- Nadiia Dmytrenko  
EGOROV PUGINSKY AFANASIEV &  
PARTNERS
- Mariana Dudnyk  
PwC UKRAINE
- Igor Dykunsyyk  
BNT & PARTNER
- Max Fedorchenko  
LAW FIRM IP & C. CONSULT, LLC
- Ganna Fokina  
ULYSSES
- Dmytro Galagan  
ULYSSES
- Leonid Gilevich  
ILYASHEV & PARTNERS
- Oleksandra Gorak  
DLA PIPER UKRAINE LLC
- Volodymyr Grabchak  
ARZINGER & PARTNERS
- Sergiy Gryshko  
CMS CAMERON MCKENNA
- Valeriia Gudiy  
ILYASHEV & PARTNERS
- Mykola Heletiy  
CHADBOURNE & PARKE LLP
- Oksana Ilchenko  
EGOROV PUGINSKY AFANASIEV &  
PARTNERS
- Jon Johannesson  
IBCH
- Oleksii Kharitonov  
INYURPOLIS LAW FIRM
- Tatiana Kheruvimova  
KPMG
- Olga Khoroshylova  
EGOROV PUGINSKY AFANASIEV &  
PARTNERS
- Andriy Kirmach  
CHADBOURNE & PARKE LLP
- Natalia Klochun  
ARZINGER & PARTNERS
- Andrii Knysz  
EGOROV PUGINSKY AFANASIEV &  
PARTNERS
- Maksym Kopeychykov  
ILYASHEV & PARTNERS
- Vitaliy Kornev  
ASTERS
- Anton Korobeynikov  
SAYENKO KHARENKO
- Andrey Kosharny  
ELIT GROUP
- Arina Kostina  
ULYSSES
- Denys Kulgavyi  
DENTONS
- Vitaliy Kulinich  
EGOROV PUGINSKY AFANASIEV &  
PARTNERS
- Oleksandr Kurdydyk  
DLA PIPER UKRAINE LLC
- Tatyana Kuzmenko  
ASTAPOV LAWYERS INTERNATIONAL  
LAW GROUP
- Oles Kvyat  
ASTERS
- Oleksii Latsko  
EGOROV PUGINSKY AFANASIEV &  
PARTNERS
- Mariana Legotska  
ASTERS
- Maksym Libanov  
NATIONAL SECURITIES AND STOCK  
MARKET COMMISSION
- Olga Lubiv  
KPMG
- Anastasiya Lytvynenko  
KIBENKO, ONIKA & PARTNERS LAW  
FIRM
- Angela Mahinova  
SAYENKO KHARENKO
- Vitaly Makhinchuk  
GESTORS
- Anastasiya Maksimchuk  
ILF INTEGRITES
- Yulia Malyshko  
DAMCO
- Oleksandr Maydanyk  
EGOROV PUGINSKY AFANASIEV &  
PARTNERS
- Arsenyi Milyutin  
EGOROV PUGINSKY AFANASIEV &  
PARTNERS
- Vadim Mizyakov  
ASTERS
- Anna Moliboga  
KPMG
- Katerina Moskalyuk  
LAVRINOVICH AND PARTNERS
- Adam Mycyk  
CHADBOURNE & PARKE LLP
- Nataliya Mykolska  
SAYENKO KHARENKO
- Iurii Nekliaiev  
EGOROV PUGINSKY AFANASIEV &  
PARTNERS
- Yuriy Nikolaychuk  
ULYSSES
- Olexander Olshansky  
SAYENKO KHARENKO
- Oleksandr Padalka  
ASTERS
- Mikhail Pergamenshik  
KONNOV & SOZANOVSKY
- Konstantin Pilkov  
CAI & LEONARD
- Andriy Pozhidayev  
ASTERS
- Dmytro Pshenychnyuk  
DLA PIPER UKRAINE LLC
- Vadym Samoilenko  
ASTERS
- Marina Savchenko  
ASTAPOV LAWYERS INTERNATIONAL  
LAW GROUP
- Vladimir Sayenko  
SAYENKO KHARENKO
- Olga Serbul  
LAW FIRM IP & C. CONSULT, LLC
- Stepan Shef  
HLB UKRAINE
- Alla Shevchenko  
BNT & PARTNER
- Hanna Shtepa  
BAKER & MCKENZIE
- Anzhelika Shtukaturova  
DENTONS
- Markian B. Silecky  
DENTONS
- Anna Sisetka  
VASIL KISIL & PARTNERS
- Yuriy Slavinskiy  
GLOBALINK TRANSPORTATION &  
LOGISTICS WORLDWIDE LLP
- Evgen Solovoyov  
ILYASHEV & PARTNERS
- Anna Spichenko  
CMS CAMERON MCKENNA
- Natalia Spiridonova  
EGOROV PUGINSKY AFANASIEV &  
PARTNERS
- Eugene Starikov  
INYURPOLIS LAW FIRM
- Andriy Stelmashchuk  
VASIL KISIL & PARTNERS
- Roman Stepanenko  
EGOROV PUGINSKY AFANASIEV &  
PARTNERS
- Andriy Stetsenko  
CMS CAMERON MCKENNA
- Mykola Stetsenko  
AVELLUM PARTNERS
- Gleb Sydorchuk  
DAMCO
- Aleksandr Tanana  
E.G. DEVELOPMENT
- Kristina Tataru  
PwC UKRAINE
- Yaroslav Teklyuk  
VASIL KISIL & PARTNERS
- Svitlana Teush  
ARZINGER & PARTNERS
- Sergey Titenko  
NATIONAL COMMISSION FOR STATE  
REGULATION IN THE SPHERE OF ENERGY  
(NERC)
- Anna Tkachenko  
DENTONS
- Dmytro Tkachenko  
DLA PIPER UKRAINE LLC
- Zakhar Tropin  
PROXEN & PARTNERS
- Valeriia Tryfonova  
VASIL KISIL & PARTNERS
- Andriy Tsvyetskoy  
GESTORS

Ruslan Tumanyan  
GLOBALINK TRANSPORTATION &  
LOGISTICS WORLDWIDE LLP

Oleg Tymkiv  
PwC UKRAINE

Slava Vlasov  
PwC UKRAINE

Yuriy Volovnik  
EGOROV PUGINSKY AFANASIEV &  
PARTNERS

Zeeshan Wani  
GLOBALINK TRANSPORTATION &  
LOGISTICS WORLDWIDE LLP

Artur Yalovsky  
ILF INTEGRITES

Olexiy Yanov  
LAW FIRM IP & C. CONSULT, LLC

Anna Yarenko  
ASTAPOV LAWYERS INTERNATIONAL  
LAW GROUP

Yulia Yashenkova  
ASTAPOV LAWYERS INTERNATIONAL  
LAW GROUP

Aleksandra Yevstafyeva  
EGOROV PUGINSKY AFANASIEV &  
PARTNERS

Polina Zagnitko  
CHALAS AND PARTNERS LAW FIRM

Galyana Zagorodniuk  
DLA PIPER UKRAINE LLC

Tatiana Zamorska  
KPMG

Anna Zhebeleva  
INYURPOLIS LAW FIRM

Anna Zorya  
ULYSSES

#### UNITED ARAB EMIRATES

Mahadevan A  
MEDITERRANEAN SHIPPING COMPANY  
(UAE) LLC

Niyas Abdulkader  
ARAMEX EMIRATES LLC

Makhdoom Ahmed  
VERACOR PRINTING PRESS LLC

Yakud Ahmed  
ORCHID GULF

Abdul Amir Ahmed Abdulla  
Kodarzi  
JALAL AHMED GROUP

Kara Ajani  
TROWERS & HAMLINS LLP

Obaid Saif Atiq Al Falasi  
DUBAI ELECTRICITY AND WATER  
AUTHORITY

Salah El Dien Al Nahas  
HADEL AL DHAHIRI & ASSOCIATES

Essam Al Tamimi  
AL TAMIMI & COMPANY ADVOCATES  
& LEGAL CONSULTANTS

Humam Al Zaqqa  
ADNAN SAFFARINI CONSULTANTS

Saeed Al-Hamiz  
CENTRAL BANK OF THE UAE

Ibrahim Alhossani  
DUBAI COURTS

Ahmed AlMazrouie  
EMCREDIT

Yousef Al-Suwaidi  
DUBAI COURTS

Deepak Amin  
INCHCAPE SHIPPING SERVICES

Adnan Amiri  
BAKER BOTTS LLP

Wicki Andersen  
BAKER BOTTS LLP

Sara Apostolides  
SNR DENTON & Co.

Manavalan Arumugam  
EROS GROUP

T. Suresh Babu  
LANDMARK GROUP

Elmugtaba Bannaga  
BIN SUWAIDAN ADVOCATES & LEGAL  
CONSULTANTS

Prakash Bhanushali  
ALSAHM AL SAREE TRANSPORT &  
CLEARING

Hiten Bhatia  
SILVER LINE TRANSPORTATION

Jennifer Bibbings  
TROWERS & HAMLINS LLP

Rashid Bin Humaidan  
DUBAI ELECTRICITY AND WATER  
AUTHORITY

Maryam Bin Lahej  
DUBAI COURTS

Aed Bouchakra  
HUQOOQ LEGAL PRACTICE

Mazen Boustany  
HABIB AL MULLA & Co.

Shameer C.T.K  
DCFC LOGISTICS & DISTRIBUTION LLC

Joe Carrol  
DENTONS

R. Chandran  
TRANSWORLD SHIPPING & LOGISTICS  
LLC

Sudesh Chaturvedi  
GULF AGENCY COMPANY LLC

Nasser Chhipa  
CARGO LINE SHIPPING SERVICES LLC

Lisa Dale  
AL TAMIMI & COMPANY ADVOCATES  
& LEGAL CONSULTANTS

Krishna Das  
CEVA LOGISTICS

Shirish Deshpande  
ARABIAN AUTOMOBILES

Steven D'Souza  
ALOKOZAY INTERNATIONAL LDT

Karim El Gebaily  
TALAL ABU GHAZALEH LEGAL (TAG-  
LEGAL)

Ibrahim Elsadig  
DENTONS

Ruth Feng  
SILK ROAD SHIPPING L.L.C

Anthea Fernandes  
NASSER MALALLA ADVOCATES & LEGAL  
CONSULTANTS

Laëtitia Fernandes  
HELENE MATHIEU LEGAL CONSULTANTS

Jane Flournoy  
DENTONS

Michael George  
DAR AL-HANDASAH

Rohit Ghai  
AL JABHA GROUP

Saleem H.B.  
NATIONAL TRADING AND DEVELOPMENT  
EST.

Rasha Haloub  
PwC UNITED ARAB EMIRATES

Jayaram Hariharan  
VASCO GLOBAL MARITIME

Sydene Helwick  
AL TAMIMI & COMPANY ADVOCATES  
& LEGAL CONSULTANTS

Rebecca Houlgate  
DENTONS

Ali Ibrahim  
BELYOHA ARCHITECT & ENGINEERING  
CONSULTANTS

Mohamed Ifthikar Jamaldeen  
KUEHNE + NAGEL LLC

Meena Jairaj  
RETAIL LOGISTICS

Iman Kaiss  
TROWERS & HAMLINS LLP

Mohammad Z. Kawasmi  
AL TAMIMI & COMPANY ADVOCATES  
& LEGAL CONSULTANTS

Dean Kern  
PwC UNITED ARAB EMIRATES

Naeem Khan  
MOHAMMED ESHAQ TRADING  
COMPANY

Jai Kishan Khushaldasani  
JMD CLEARING & FORWARDING

Kaled Kilani  
ARAMEX EMIRATES LLC

B.S. Krishna Moorthy  
LANDMARK GROUP

Praveen Kumar  
SHARAF LOGISTICS LLC

Senhil Kumar  
GLG SHIPPING

Suneer Kumar  
AL SUWAIDI & COMPANY

Suresh Kumar  
X-ARCHITECTS

John Kunjappan  
MAERSK KANOO LLC

Ashraf Kunjimoideu  
AL YOUSUF ELECTRONICS

Charles S. Laubach  
AFRIDI & ANGELL, MEMBER OF LEX  
MUNDI

Zachriya M.  
APL EMIRATES LLC

Sohail Maklai  
MOHAMMED ESHAQ TRADING  
COMPANY

Satish Mapara  
GLOBE APEX MANAGEMENT  
CONSULTANTS

Premanand Maroly  
VASCO GLOBAL MARITIME

Harish Matabonu  
ARTY TRANSPORT CO LLC

Helene Mathieu  
HELENE MATHIEU LEGAL CONSULTANTS

Roland Monteath  
AGILITY GLOBAL LOGISTICS

Abdulqader Mossa  
DUBAI COURTS

Badih Moukarzel  
HUQOOQ LEGAL PRACTICE

Ahmed Nassar  
HASSAN HUMAID AL-SUWAIDI  
ADVOCATES & LEGAL CONSULTANCY

Senhil Nathan  
FREIGHT SYSTEMS

Cathy Ninen  
AMI MIDDLE EAST

Katherine Nixon  
DENTONS

Seifeldin Nour  
TROWERS & HAMLINS LLP

Sami Odeh  
ART CONSULTANTS

Ravi Parambott  
IAL LOGISTICS EMIRATES LLC

Vijendra Vikram Singh Paul  
TALAL ABU GHAZALEH LEGAL (TAG-  
LEGAL)

Jaya Prakash  
AL FUTTAIM LOGISTICS

Praveen Pudhuvail  
DUBAI EXPRESS LLC (FREIGHTWORKS  
BRANCH)

Anish Punwnai  
PANACORE RESOURCES

Samer Qudah  
AL TAMIMI & COMPANY ADVOCATES  
& LEGAL CONSULTANTS

Mohammed Quttaineih  
TALAL ABU GHAZALEH LEGAL (TAG-  
LEGAL)

Yusuf Rafiudeen  
DUBAI ELECTRICITY AND WATER  
AUTHORITY

Sujaya Rao  
HST LOGISTICS LLC

Eshagh Rasti Lari  
RASTI LARI GENERAL TRADING Co. LLC

Sandra Rebeiz  
HUQOOQ LEGAL PRACTICE

Amer Saadeh  
DAR CONSULTANTS

Mohammed Ahmed Saleh  
DUBAI MUNICIPALITY

Sarathe  
NAFFCO

Claus Schmidt  
PANALPINA GULF

Herbert Schroder  
EMCREDIT

Khurram Shahzad  
PANALPINA GULF

Hassan Shakrouf  
HYDER CONSULTING

Vivek Sharma  
PIL (U.A.E) LLC

M. Vivekanand Shetty  
EROS GROUP

Vasant Shetty  
RAIS HASSAN SAADI LLC

Shailen Shukla  
JUMBO ELECTRONICS Co. LLC

Sukhwinder Singh  
APPAREL LLC

Arvind Sinha  
RCS PVT. LTD. BUSINESS ADVISORS  
GROUP

Shekhar Sinha  
RAIS HASSAN SAADI LLC

Sreekumar Sivasankaran  
GLOBELINK WEST STAR SHIPPING LLC

Wayne Smith  
AL FUTTAIM LOGISTICS

Johnson Soans  
EXTRON ELECTRONICS M.E.

Jayanthi Suseelan  
MAERSK KANOO LLC

Tien Tai  
DENTONS

Taha Tawawala  
AL SUWAIDI & COMPANY

Mohammed Sultan Thani  
DUBAI LAND DEPARTMENT

Hamad Thani Mutar  
DUBAI COURTS

Manoj Thanwani  
CHOITHRAMS

Sebastian Thomas  
ZAFCO

Justin Varghese  
AL FUTTAIM LOGISTICS

P. Vijayagopal  
YANG MING (UAE) LLC

Gary Watts  
AL TAMIMI & COMPANY ADVOCATES  
& LEGAL CONSULTANTS

Zouhdi Yakan  
LAW HOUSE ADVOCATES AND LEGAL  
CONSULTANTS

Natasha Zahid  
BAKER BOTTS LLP

#### UNITED KINGDOM

Kanchan Adik  
MAYER BROWN INTERNATIONAL LLP

Simon Allison  
MAYER BROWN INTERNATIONAL LLP

Robert Arnison  
DLA PIPER

Anna Austin  
STOKES PARTNERS LLP

Tilly Baderin  
PRICEWATERHOUSECOOPERS LEGAL LLP

Paul Bagon  
WEIL, GOTSHAL & MANGES LLP

Matthew K J Ball  
SASTO & KLINGER SOLICITORS

Marie Batchelor  
BIRKETTS LLP

Michael Bradley  
PwC UNITED KINGDOM

Marlies Braun  
WEDLAKE BELL LLP

Rukky Brume  
SIMMONS & SIMMONS LLP

Sebastian Cameron  
CLEARLY GOTTLIEB STEEN & HAMILTON  
LLP

Michael Canvin  
CROWN AGENTS LTD.

Peter Caplehorn  
SCOTT BROWN RIGG

Brendon Christian  
BUSINESS LAW BC

Jennifer Colegate  
MAYER BROWN INTERNATIONAL LLP

Michael Collard  
5 PUMP COURT CHAMBERS

Gillian Craig  
MACROBERTS LLP

Jonathan Dawe  
GRANT DAWE LLP

Kirsten Dunlop  
SHEPHERD & WEDDERBURN

Lindsay Edkins  
WEIL, GOTSHAL & MANGES LLP

Patrick Elliot  
BROWN RUDNICK LLP

Tammy Evans  
WEDLAKE BELL LLP

Kristy Ewer  
WEIL, GOTSHAL & MANGES LLP

Edel Farrelly  
MEMERY CRYSTAL LLP

Hannah Faulkner  
LATHAM & WATKINS LLP

Steven Fink  
DHL GBS (UK) LIMITED

Matthew Fisher  
CLEARLY GOTTLIEB STEEN & HAMILTON  
LLP

Nick Francis  
PwC UNITED KINGDOM

James Franklin  
LATHAM & WATKINS LLP

Robert Franklin  
CLYDE & Co.



Ildiko Gergely  
CLYDE & CO.

Tony Grant  
GRANT DAWE LLP

Donald Gray  
DARWIN GRAY LLP

Siobhan Haire  
CLEARY GOTTlieb STEEN & HAMILTON  
LLP

Helen Hall  
DLA PIPER UK LLP

Alex Henderson  
PwC UNITED KINGDOM

Neville Howlett  
PwC UNITED KINGDOM

Stephen Hubner  
SHEPHERD & WEDDERBURN

Daden Hunt  
BIRKETTS LLP

Karl Hurley  
OFGEM

Richard Isham  
WEDLAKE BELL LLP

Shahid Jamil  
LATHAM & WATKINS LLP

Adam Jones  
BIRKETTS LLP

Jolita Kajtazi  
GRANT DAWE LLP

Robert Keen  
BRITISH INTERNATIONAL FREIGHT  
ASSOCIATION

Katherine Keenan  
WEDLAKE BELL LLP

Amrit Khosa  
LATHAM & WATKINS LLP

Henry Kikoyo  
BROWN RUDNICK LLP

Rebecca Knight  
PwC UNITED KINGDOM

Pascal Lalande  
HER MAJESTY'S LAND REGISTRY

Keavy Larkin  
OFGEM

Sinead Lawrence  
CBI - THE CONFEDERATION OF BRITISH  
INDUSTRY

Alasdair Lewis  
HER MAJESTY'S LAND REGISTRY

Matthew Longstaff  
CLEARY GOTTlieb STEEN & HAMILTON  
LLP

Ryan Lynch  
MEMERY CRYSTAL LLP

Neil Maclean  
SHEPHERD & WEDDERBURN

Neil Magrath  
UK POWER NETWORKS

Christopher Mallon  
SKADDEN, ARPS, SLATE, MEAGHER &  
FLOM LLP

Peter Manley  
DLA PIPER UK LLP

Andrew Maple  
APPROVED INSPECTOR SERVICES LIMITED

Paul Marmor  
SHERRARDS SOLICITORS

Jane Marsden  
MEMERY CRYSTAL LLP

Kate Matthews  
BODDY MATTHEWS

Charles Mayo  
SIMMONS & SIMMONS LLP

Darren McCreery  
DEPARTMENT FOR COMMUNITIES AND  
LOCAL GOVERNMENT

Neil Munroe  
ACCIS - ASSOCIATION OF CONSUMER  
CREDIT INFORMATION SUPPLIERS

Stephanie Pasquill  
MEMERY CRYSTAL LLP

Matthew Percival  
CBI - THE CONFEDERATION OF BRITISH  
INDUSTRY

Chris Perkins  
PRICEWATERHOUSECOOPERS LEGAL LLP

James Perry  
ASHURST LLP

Stewart Perry  
CLYDE & CO.

Juliet Pickworth  
SHERRARDS SOLICITORS

Steve Pocock  
CROWN AGENTS LTD.

Ross Pooley  
LATHAM & WATKINS LLP

Ashley Poorun  
LUBBOCK FINE - MEMBER OF RUSSELL  
BEDFORD INTERNATIONAL

Nicholas Robertson  
MAYER BROWN INTERNATIONAL LLP

Keith Robinson  
SHERRARDS SOLICITORS

Alex Rogan  
SKADDEN, ARPS, SLATE, MEAGHER &  
FLOM LLP

Phil Rogers  
CLYDE & CO.

Jack Rutherford  
SIMMONS & SIMMONS LLP

Renuka Sharma  
CLYDE & CO.

Ian Sharpe  
EXPERIAN LTD.

Andrew Shutter  
CLEARY GOTTlieb STEEN & HAMILTON  
LLP

Sandra Simoni  
DEPARTMENT FOR COMMUNITIES AND  
LOCAL GOVERNMENT

Robyn Skerratt

Lucy Slater  
CLEARY GOTTlieb STEEN & HAMILTON  
LLP

Richard Smith  
MAYER BROWN INTERNATIONAL LLP

Stacey-Jo Smith  
COMPANIES HOUSE

Karen Stewart  
MAYER BROWN INTERNATIONAL LLP

Paul Timmins  
APPROVED INSPECTOR SERVICES LIMITED

Hugh Travers  
BARRISTER

Louise Verrill  
BROWN RUDNICK LLP

Stephanie Walker  
PRICEWATERHOUSECOOPERS LEGAL LLP

Jasmine Wall  
AIR SEA WORLDWIDE (U.K.) LIMITED

Geoff Wilkinson  
WILKINSON CONSTRUCTION  
CONSULTANTS

Philip Williams  
DLA PIPER UK LLP

Dermot Winters  
MERRIT & COMPANY

Kathy Xiang  
CLEARY GOTTlieb STEEN & HAMILTON  
LLP

Yolanda Yong  
ASHURST LLP

Kristy Zander  
MAYER BROWN INTERNATIONAL LLP

Evgeny Zborovsky  
WEIL, GOTSHAL & MANGES LLP

David Ziyambi  
LATHAM & WATKINS LLP

## UNITED STATES

Michael Aktipis

Phillip Anzalone  
ATELIER ARCHITECTURE 64, PLLC

Pamy J. S. Arora  
CORNELL GROUP, INC.

Victor Chiu  
CLEARY GOTTlieb STEEN & HAMILTON  
LLP

Sheri P. Chromow  
KATTENMUCHINROSENMAN LLP

Richard Conza  
CLEARY GOTTlieb STEEN & HAMILTON  
LLP

Brendan Cyr  
CLEARY GOTTlieb STEEN & HAMILTON  
LLP

Giuseppe Delli Carpini  
CARGO TOURS

Vilas Dhar  
DHAR LAW, LLP

Joshua L. Ditelberg  
SEYFARTH SHAW LLP

Michael Dyll  
TEXAS INTERNATIONAL FREIGHT

Gary Eaton  
EATON ELECTRIC, INC.

Irma Foley  
ORRICK, HERRINGTON & SUTCLIFFE LLP

Daphney François  
CLEARY GOTTlieb STEEN & HAMILTON  
LLP

Patrick Fuller  
CLEARY GOTTlieb STEEN & HAMILTON  
LLP

Anita Gambhir  
CORNELL GROUP, INC.

Robert Goethe  
CORNELL GROUP, INC.

Boris Grosman  
I & B ELECTRICAL INTERNATIONAL

Sonya H.S. Lee  
CLEARY GOTTlieb STEEN & HAMILTON  
LLP

Thomas Halket  
HALKET WEITZ LLP

Adam Jackson Heintz  
MORRISON AND FOERSTER

Steven Horowitz  
CLEARY GOTTlieb STEEN & HAMILTON  
LLP

Nancy Israel  
LAW OFFICE OF NANCY D. ISRAEL

Neil Jacobs  
NI JACOBS & ASSOCIATES

Christopher Andrew Jarvinen  
BERGER SINGERMAN

Charles L. Kerr  
MORRISON AND FOERSTER

Joshua Kochath  
COMAGE CONTAINER LINES

Arthur Kohn  
CLEARY GOTTlieb STEEN & HAMILTON  
LLP

John LaBar  
HNER, McCORD, BEAN, MILLER,  
GABRIEL & LABAR, PLLC

Michael Lazerwitz  
CLEARY GOTTlieb STEEN & HAMILTON  
LLP

Jen Leary  
CLIFTONLARSONALLEN

Timothy Lee  
CLEARY GOTTlieb STEEN & HAMILTON  
LLP

Macey Levington  
ARCIA STORACE FUENTES MEDINA  
ABOGADOS

Bradford L. Livingston  
SEYFARTH SHAW LLP

David Macpherson  
JK MOVING SERVICES INTERNATIONAL

A Edward Major  
A EDWARD MAJOR, COUNSELLORS-  
AT-LAW

Paul Marquardt  
CLEARY GOTTlieb STEEN & HAMILTON  
LLP

John McGill Jr.  
CLEARY GOTTlieb STEEN & HAMILTON  
LLP

Richard M. Meth  
FOX ROTHSCHILD LLP

Kerry Mohan  
SEYFARTH SHAW LLP

Kelly J. Murray  
PwC UNITED STATES

David Newberg  
COLLIER, HALPERN, NEWBERG,  
NOLLETTI, & BOCK

Samuel Nolen  
RICHARDS, LAYTON & FINGER, P.A.,  
MEMBER OF LEX MUNDI

Aileen Nowlan  
CLEARY GOTTlieb STEEN & HAMILTON  
LLP

Darrell Pierce  
DYKEMA

Igor Putilov  
LINK LINES LOGISTICS INC

Imke Ratschko  
IMKE RATSCHKO PLC

Jonathan Reinstein  
CLEARY GOTTlieb STEEN & HAMILTON  
LLP

Sandra Rocks  
CLEARY GOTTlieb STEEN & HAMILTON  
LLP

Kenneth Rosen  
UNIVERSITY OF ALABAMA SCHOOL  
OF LAW

Richard Rosen  
NYC DEPARTMENT OF BUILDINGS

Joshua Roy  
MORRISON AND FOERSTER

Manuel Santiago  
MILROSE CONSULTANTS, INC.

William Shawn  
SHAWN COULSON LLP

David Smith  
CLEARY GOTTlieb STEEN & HAMILTON  
LLP

Michael Temin  
FOX ROTHSCHILD LLP

F.W. Turner  
TURNER & TURNER

Frank Wolf  
CORPORATE SOLVENCY STRESS TESTING  
ADVISORS L3C

## URUGUAY

GRAETZ NUÑEZ

Isabel Abarno  
OLIVERA ABOGADOS

Juan Manoel Albacete  
GUYER & REGULES, MEMBER OF LEX  
MUNDI

Eduardo Ameglio  
GUYER & REGULES, MEMBER OF LEX  
MUNDI

Bernardo Amorín  
OLIVERA ABOGADOS

Sebastián Arcia  
ARCIA STORACE FUENTES MEDINA  
ABOGADOS

Rigoberto Paredes Ayllón  
RIGOBERTO PAREDES & ASSOCIATES

Alicia Badanian  
BERGSTEIN ABOGADOS

Pablo Balao Gay  
PANALPINA WORLD TRANSPORT

Alicia Barral  
PwC URUGUAY

Leticia Barrios Bentancourt  
BERGSTEIN ABOGADOS

Juan Bonet  
GUYER & REGULES, MEMBER OF LEX  
MUNDI

Sofía Borba  
SOFIA BORBA

Virginia Brause  
JIMÉNEZ DE ARÉCHAGA, VIANA &  
BRAUSE

Leonardo Couto  
JOSE MARIA FACAL & CO.

Sylvia Díaz

María Durán  
HUGHES & HUGHES

María Jose Echinope  
JIMÉNEZ DE ARÉCHAGA, VIANA &  
BRAUSE

Noelia Eiras  
HUGHES & HUGHES

Gabriel Ejenberg  
BERGSTEIN ABOGADOS

Marianela Fernandez  
PwC URUGUAY

Analia Fernández  
BERGSTEIN ABOGADOS

Javier Fernández Zerbino  
BADO, KUSTER, ZERBINO & RACHETTI

Hector Ferreira  
HUGHES & HUGHES

Juan Federico Fischer  
FISCHER & SCHICKENDANTZ

Federico Florin  
GUYER & REGULES, MEMBER OF LEX  
MUNDI

Sergio Franco  
PwC URUGUAY

Andres Fuentes  
ARCIA STORACE FUENTES MEDINA  
ABOGADOS

Diego Galante  
GALANTE & MARTINS

Pablo Galmarini  
GALMARINI

Renato Guerrieri  
GUYER & REGULES, MEMBER OF LEX  
MUNDI

Andrés Hessdörfer  
ARCIA STORACE FUENTES MEDINA  
ABOGADOS

Marcela Hughes  
HUGHES & HUGHES

Gonzalo Iglesias  
GUYER & REGULES, MEMBER OF LEX  
MUNDI

Alfredo Inciarte Blanco  
ESTUDIO INCIARTE

Eliás Mantero  
OLIVERA ABOGADOS



Enrique Martínez Schickendantz  
ASOCIACIÓN DE DESPACHANTES DE  
ADUANA DEL URUGUAY

Andrea Medina  
ARCIA STORAGE FUENTES MEDINA  
ABOGADOS

Leonardo Melos  
BERGSTEIN ABOGADOS

Ignacio Mendiola  
JIMÉNEZ DE ARÉCHAGA, VIANA &  
BRAUSE

Juan Manoel Mercant  
GUYER & REGULES, MEMBER OF LEX  
MUNDI

Ricardo Mezzer  
MEZZERA ABOGADOS

Matilde Milicevic Santana  
EQUIFAX - CLEARING DE INFORMES

Alejandro Miller Artola  
GUYER & REGULES, MEMBER OF LEX  
MUNDI

Pamela Moreira  
FERRERE ABOGADOS

Agustín Muzio  
PwC URUGUAY

Juan Martín Olivera  
OLIVERA ABOGADOS

María Concepción Olivera  
OLIVERA ABOGADOS

Ricardo Olivera García  
OLIVERA ABOGADOS

Juan Orticochea  
GUYER & REGULES, MEMBER OF LEX  
MUNDI

Federico Otegui  
PwC URUGUAY

Virginia Palleiro  
ARCIA STORAGE FUENTES MEDINA  
ABOGADOS

Hugo Pereira  
ARCIA STORAGE FUENTES MEDINA  
ABOGADOS

Martin Pérez Tomeo  
GALANTE & MARTINS

Mariana Pisón  
BERGSTEIN ABOGADOS

Walter Planells  
FERRERE ABOGADOS

María José Poey  
GUYER & REGULES, MEMBER OF LEX  
MUNDI

María Carolina Queraltó  
ARCIA STORAGE FUENTES MEDINA  
ABOGADOS

Alejandro Santi Estefan  
OLIVERA ABOGADOS

Mariana Saracho  
GUYER & REGULES, MEMBER OF LEX  
MUNDI

Carolina Sarroca  
ARCIA STORAGE FUENTES MEDINA  
ABOGADOS

Eliana Sartori  
PwC URUGUAY

Leonardo Slinger  
GUYER & REGULES, MEMBER OF LEX  
MUNDI

Beatriz Spiess  
GUYER & REGULES, MEMBER OF LEX  
MUNDI

Dolores Storage  
ARCIA STORAGE FUENTES MEDINA  
ABOGADOS

Alejandro Taranto  
ESTUDIO TARANTO

Augusto Tricotti  
SOFTRON

Juan Ignacio Troccoli  
FISCHER & SCHICKENDANTZ

Mariana Venturino  
ARCIA STORAGE FUENTES MEDINA  
ABOGADOS

Gerardo Viñoles  
VIÑOLES ARCHITECT STUDIO

## UZBEKISTAN

GLOBALINK LOGISTICS GROUP

INTERNATIONAL LEGAL GROUP

PwC UZBEKISTAN  
UZBEKENERGO

Dilshod S. Abduraimov  
YOON & YANG LLC

Zulfiya Akchurina  
GRATA LAW FIRM

Mels Akhmedov  
BAS LAW FIRM

Natalya Apukhtina  
DENTONS

Umid Aripdjanov  
COLIBRI LAW FIRM

Nail Hassanov  
LEGES ADVOKAT LAW FIRM

Anvar Ikramov  
ASHUR LAW FIRM

Mouborak Kambarova  
DENTONS

Khurshid Kasimdzhanov  
M&M MILITZER & MÜNCH

Nurali Eshibaevich Khalmuratov  
NATIONAL INSTITUTE OF CREDIT  
INFORMATION (NICI) OF THE CENTRAL  
BANK OF THE REPUBLIC OF UZBEKISTAN

Shukhrat Khudayshukurov  
ADVOKAT-HIMOYA LAW OFFICE

Laziza Rakhimova  
GRATA LAW FIRM

Mirzaaziz Ruziev  
GRATA LAW FIRM

Jamol Ryskiyev  
LEGALMAX LAW FIRM

Muzaffar Salomov  
CREDIT BUREAU "CREDIT INFORMATION  
ANALYTIC CENTRE" LLC

Nizomiddin Shakhabutdinov  
LEGES ADVOKAT LAW FIRM

Nargiza Turgunova  
GRATA LAW FIRM

Laziza Walter  
GRATA LAW FIRM

Arlan Yerzhanov  
GRATA LAW FIRM

Shuhrat Yunusov  
BAS LAW FIRM

## VANUATU

DEPARTMENT OF ENVIRONMENTAL  
PROTECTION & CONSERVATION  
(DEPC)

FR8 LOGISTICS LTD.

VANUATU FINANCIAL SERVICES  
COMMISSION

Tony Joel Alvos  
UNELCO

Loïc Bernier  
CAILLARD & KADDOUR

Garry Blake  
RIDGWAY BLAKE LAWYERS

Astrid Boulekone  
VANUATU CHAMBER OF COMMERCE

Andy Cottam  
NATIONAL BANK OF VANUATU

Paul de Montgolfier  
CABINET AJC, AN INDEPENDENT  
CORRESPONDENT MEMBER OF DFK  
INTERNATIONAL

Frederic Drousseau  
VATE ELECTRICS

Delores Elliott  
DATA BUREAU (VANUATU) LIMITED

Silas Charles Hakwa  
SILAS CHARLES HAKWA & ASSOCIATES

Didier Hamel-Landry  
CABINET AJC, AN INDEPENDENT  
CORRESPONDENT MEMBER OF DFK  
INTERNATIONAL

Remy Janet  
UNELCO

Colin B. Leo  
COLIN BRIGHT LEO LAWYERS

Philippe Mehrenberger  
UNELCO

Mark Pardoe  
SOUTH SEA SHIPPING LTD.

Harold Qualao  
QUALAO CONSULTING LTD. QCL

Katua Rezel  
DEPARTMENT OF LANDS, SURVEYS &  
RECORDS

Evelyne Robert  
RIDGWAY BLAKE LAWYERS

Martin Saint Hilaire  
CABINET AJC, AN INDEPENDENT  
CORRESPONDENT MEMBER OF DFK  
INTERNATIONAL

Mark Stafford  
BARRETT & PARTNERS

## VENEZUELA, RB

Yanet Aguiar  
DESPACHO DE ABOGADOS MIEMBROS DE  
NORTON ROSE FULBRIGHT, S.C.

Juan Enrique Aigster  
HOET PELAEZ CASTILLO & DUQUE

Servio T. Altuve Jr.  
SERVIO T. ALTUVE R. & ASOCIADOS

Cesar Casas Torres  
CASAS RINCON GONZALEZ RUBIO &  
ASOCIADOS

Sergio Casinelli  
DESPACHO DE ABOGADOS MIEMBROS DE  
NORTON ROSE FULBRIGHT, S.C.

Mariano De Alba  
DESPACHO DE ABOGADOS MIEMBROS DE  
NORTON ROSE FULBRIGHT, S.C.

Arturo De Sola Lander  
DE SOLA PATE & BROWN, ABOGADOS  
- CONSULTORES

Juan Domingo Cordero  
BAKER & MCKENZIE

Carlos Domínguez Hernández  
HOET PELAEZ CASTILLO & DUQUE

María Gabriela Galavis  
HOET PELAEZ CASTILLO & DUQUE

Jose Garcia  
PwC VENEZUELA

Jose Alfredo Giral  
BAKER & MCKENZIE

Andres Gonzalez Crespo  
CASAS RINCON GONZALEZ RUBIO &  
ASOCIADOS

Diego Gonzalez Crespo  
CASAS RINCON GONZALEZ RUBIO &  
ASOCIADOS

Enrique Gonzalez Rubio  
CASAS RINCON GONZALEZ RUBIO &  
ASOCIADOS

Andres Felipe Guevara  
BAKER & MCKENZIE

Alfredo Hurtado  
HURTADO ESTEBAN & ASOCIADOS  
- MEMBER OF RUSSELL BEDFORD  
INTERNATIONAL

Gabriela Longo  
PALACIOS, ORTEGA Y ASOCIADOS

Pedro Mendoza  
MENDOZA DAVILA TOLEDO

Maritza Meszaros  
BAKER & MCKENZIE

Lorena Mingarelli Lozzi  
DE SOLA PATE & BROWN, ABOGADOS  
- CONSULTORES

Amayris Muñoz  
HOET PELAEZ CASTILLO & DUQUE

José Manuel Ortega Pérez  
PALACIOS, ORTEGA Y ASOCIADOS

Luis Esteban Palacios Wannoni  
PALACIOS, ORTEGA Y ASOCIADOS

Bruno Paredes  
LOGISTIKA TSM

John R. Pate  
DE SOLA PATE & BROWN, ABOGADOS  
- CONSULTORES

Deysi Patiño Ortega  
PALACIOS ORTEGA Y ASOCIADOS

Eduardo Porcarelli  
CONAPRI

Juan Carlos Pró-Rísquez  
DESPACHO DE ABOGADOS MIEMBROS DE  
NORTON ROSE FULBRIGHT, S.C.

Melissa Puga Santaella  
CONAPRI

José Alberto Ramirez  
HOET PELAEZ CASTILLO & DUQUE

Eduardo Ruesga  
PwC VENEZUELA

Pedro Saghy  
DESPACHO DE ABOGADOS MIEMBROS DE  
NORTON ROSE FULBRIGHT, S.C.

Francisco Seijas  
AMERICAS INTERACTIVA

Laura Silva Aparicio  
HOET PELAEZ CASTILLO & DUQUE

Sara Trimboli  
BAKER & MCKENZIE

John Tucker  
HOET PELAEZ CASTILLO & DUQUE

Felipe Urdaneta  
DATACRÉDITO - EXPERIAN VENEZUELA

Carlos Velandia Sanchez  
ASOCIACIÓN VENEZOLANA DE DERECHO  
REGISTRAL (AVEDER)

José Vivas  
LAWYER

Bernardo Wallis  
DESPACHO DE ABOGADOS MIEMBROS DE  
NORTON ROSE FULBRIGHT, S.C.

## VIETNAM

PANALPINA WORLD TRANSPORT LLP

Nguyen Anh Thu  
UNIVERSITY OF ECONOMICS AND  
BUSINESS, VIETNAM NATIONAL  
UNIVERSITY

Frederick Burke  
BAKER & MCKENZIE

Samantha Campbell  
GIDE LOYRETTE NOUËL, MEMBER OF  
LEX MUNDI

Giles Thomas Cooper  
DUANE MORRIS LLC

Phuong Dzung Dang  
VISION & ASSOCIATES

Nguyen Dang Viet  
BIZCONSULT LAW FIRM

Van Dinh Thi Quynh  
PwC VIETNAM

Thuy Linh Do  
KTC ASSURANCE & BUSINESS  
ADVISORS - MEMBER OF RUSSELL  
BEDFORD INTERNATIONAL

Linh Doan  
LVN & ASSOCIATES

Dang The Duc  
INDOCHINE COUNSEL

Lien Duong Hcong  
PwC VIETNAM

Thu Ha

Quang Ha Dang  
GIDE LOYRETTE NOUËL, MEMBER OF  
LEX MUNDI

Giang Ha Thi Phuong  
PwC VIETNAM

Than Tam Hoang  
KTC ASSURANCE & BUSINESS  
ADVISORS - MEMBER OF RUSSELL  
BEDFORD INTERNATIONAL

Le Hong Phong  
BIZCONSULT LAW FIRM

Nguyen Thi Hong Van  
YKVN

Tran Quang Huy  
VILAF - HONG DUC LAW FIRM

Kim Ngoan Huynh  
GIDE LOYRETTE NOUËL, MEMBER OF  
LEX MUNDI

Thang Huynh  
DFDL MEKONG LAW GROUP

Jean Claude Junin  
SDV LOGISTICS

Hai Long Khuat  
INDOCHINE COUNSEL

Anh Tuan Le  
CREDIT INFORMATION CENTRE - STATE  
BANK OF VIETNAM

Thuy Le Nguyen Huy  
INDOCHINE COUNSEL

Le Thi Loc  
YKVN

Huynh Tuong Long  
GIDE LOYRETTE NOUËL, MEMBER OF  
LEX MUNDI

Tien Ngoc Luu  
VISION & ASSOCIATES

Tran Dinh Muoi  
SEAREFICO

Duy Minh Ngo  
VB LAW

Tung Ngo Thanh  
VILAF - HONG DUC LAW FIRM

Bui Thi Thanh Ngoc  
DS AVOCATS

Nguyen Duc Ngoc  
PCB CREDIT INFORMATION JOINT  
STOCK COMPANY

Tuyen Ngoc Nguyen  
HO CHI MINH CITY POWER  
CORPORATION (EVN HCMC)

Nguyen Ngoc Oanh  
INDOCHINE COUNSEL

Hoang Kim Oanh Nguyen  
BAKER & MCKENZIE

Khanh Ly Nguyen  
KTC ASSURANCE & BUSINESS  
ADVISORS - MEMBER OF RUSSELL  
BEDFORD INTERNATIONAL

Linh D. Nguyen  
VILAF - HONG DUC LAW FIRM

Minh Tuan Nguyen  
VIET PREMIER LAW LTD.

Oanh Nguyen  
BAKER & MCKENZIE

Phuc Nguyen  
MAYER BROWN JSM (VIETNAM)

Thanh Hai Nguyen  
BAKER & MCKENZIE

Trang Nguyen  
CREDIT INFORMATION CENTRE - STATE  
BANK OF VIETNAM

Tram Nguyen Huyen  
GIDE LOYRETTE NOUËL, MEMBER OF  
LEX MUNDI

Tam Nguyen Tinh  
GIDE LOYRETTE NOUËL, MEMBER OF  
LEX MUNDI

Lien Huong Nguyen  
MAYER BROWN JSM

Hung Duy Pham  
KTC ASSURANCE & BUSINESS  
ADVISORS - MEMBER OF RUSSELL  
BEDFORD INTERNATIONAL

Quynh Pham Si Hai  
VILAF - HONG DUC LAW FIRM

Vu Anh Phan  
INDOCHINE COUNSEL

Huynh Truong Que Phuong  
PRIME CONSTRUCTION & TRADING  
CO, LTD.

Cristian Predan

Dang Anh Quan

Truong Nhat Quang  
YKVN

Nguyen Que Tam  
CSP LEGAL LLC

Yee Chung Seck  
BAKER & MCKENZIE

Orsolya Szotyory-Grove  
MAYER BROWN JSM

Van Anh Thai  
KTC ASSURANCE & BUSINESS  
ADVISORS - MEMBER OF RUSSELL  
BEDFORD INTERNATIONAL

Le Thanh Phong  
DUANE MORRIS LLC

Tan Heng Thye  
CSP LEGAL LLC

Antoine Toussaint  
GIDE LOYRETTE NOUËL, MEMBER OF  
LEX MUNDI

Chi Anh Tran  
BAKER & MCKENZIE

Quang Tran  
INDOCHINE COUNSEL

Quang Tuong Tran  
INDOCHINE COUNSEL

Bac Tran Phuong  
LUATVIET - ADVOCATES & SOLICITORS

Giang Truong  
SDV LOGISTICS

Nam Hoa Truong  
INDOCHINE COUNSEL

Nguyen Anh Tuan  
DP CONSULTING LTD.

Thuy Duong Van  
BAKER & MCKENZIE

Anh Thu Vu  
MAYER BROWN LLP

Dzung Vu  
LVN & ASSOCIATES

Son Ha Vuong  
VISION & ASSOCIATES

## WEST BANK AND GAZA

HANI ABDEL JALDEH

Ata Al Biary  
Haytham L. Al-Zubi  
AL-ZUBI LAW OFFICE

Mohammad Amarneh  
EU POLICE MISSION IN THE  
PALESTINIAN TERRITORIES (EUPOP  
COPPS)

Moayad Amouri  
PwC

Thaer Amro  
AMRO & ASSOCIATES LAW OFFICE

Hanna Atrash  
CMG

Nada Atrash  
ARCHITECTURE & DESIGN

Firas Attereh  
HUSSAM ATTEREH GROUP FOR LEGAL  
SERVICES

Nizam Ayoob  
MINISTRY OF NATIONAL ECONOMY

Ali Faroun  
PALESTINIAN MONETARY AUTHORITY

Philipp Farrage  
BDO

Maher Hanania  
EQUITY LEGAL GROUP

George Handal  
BETHELEHEM FREIGHT

Samir Hulileh  
PADICO HOLDINGS

Hiba I. Hussein  
HUSSEINI & HUSSEINI

Rami Hussein  
HUSSEINI & HUSSEINI

Bilal Kamal  
ITTQAN ATTORNEYS-AT-LAW

Rasem Kamal  
KAMAL & ASSOCIATES - ATTORNEYS  
AND COUNSELLORS-AT-LAW

Mohamed Khader  
LAUSANNE TRADING CONSULTANTS

Emir Mushahwar  
LAW OFFICES OF NABIL A.  
MUSHAHWAR

Absal Nusseibeh  
HUSSEINI & HUSSEINI

Samer Odeh  
LAND REGISTRATION

Wael Saadi  
PwC

Samir Sahhar  
HLB SAMIR B. SAHHAH CERTIFIED  
PUBLIC ACCOUNTANTS

Kareem Fuad Shehadeh  
A.F. & R. SHEHADEH LAW OFFICE

Nadeem Shehadeh  
A.F. & R. SHEHADEH LAW OFFICE

Raja Shehadeh  
A.F. & R. SHEHADEH LAW OFFICE

Husein Sholi  
JUSTICE SECTOR ASSISTANCE PROJECT  
- JSAPII

Maysa Sirhan  
PALESTINIAN MONETARY AUTHORITY

## YEMEN, REP.

CENTRAL BANK OF YEMEN

Khalid Abdullah  
SHEIKH MOHAMMED ABDULLAH SONS  
(EST. 1927)

Tariq Abdullah  
LAW OFFICES OF SHEIKH TARIQ  
ABDULLAH

Fernas Al Meqbeli  
ABDALLA AL-MEQBELI & ASSOCIATES

Walaa Al Meqbeli  
ABDALLA AL-MEQBELI & ASSOCIATES

Yaser Al-Adimi  
ABDUL GABAR A. AL-ADIMI FOR  
CONSTRUCTION & TRADE

Khaled Al-Buraihi  
KHALED AL-BURAIHI FOR ADVOCACY &  
LEGAL SERVICES

Mohamed Taha Hamood Al-  
Hashimi  
MOHAMED TAHA HAMOOD & Co.

Abdulkader Al-Hebshi  
ADVOCACY AND LEGAL CONSULTATIONS  
OFFICE (ALCO)

Ali Al-Hebshi  
ADVOCACY AND LEGAL CONSULTATIONS  
OFFICE (ALCO)

Abdalla Al-Meqbeli  
ABDALLA AL-MEQBELI & ASSOCIATES

Walaa Al-Meqbeli  
ABDALLA AL-MEQBELI & ASSOCIATES

Al-Hasan Al-Qotary  
RUSSELL BEDFORD INTERNATIONAL

Ismail Ahmed Alwazir  
ALWAZIR CONSULTANTS, ADVOCATES &  
LEGAL RESEARCH

Abdulla Farouk Luqman  
LUQMAN LEGAL ADVOCATES & LEGAL  
CONSULTANTS

Esam Nadeesh  
ADVOCACY AND LEGAL CONSULTATIONS  
OFFICE (ALCO)

Zuhair Abdul Rasheed  
LAW OFFICES OF SHEIKH TARIQ  
ABDULLAH

Khaled Mohammed Salem Ali  
LUQMAN LEGAL ADVOCATES & LEGAL  
CONSULTANTS

Saeed Sohbi  
SAEED HASSAN SOHBI

Taha Tawawala  
AL SUWAIDI & COMPANY

Nigel Truscott  
AL SUWAIDI & COMPANY

Khaled Hassan Zaid  
YEMEN CHAMBER OF SHIPPING

## ZAMBIA

Chipampe Chansa-Kalonga  
PATENTS AND COMPANIES REGISTRATION  
AGENCY (PACRA)

Bonaventure Chibamba Mutale  
ELLIS & Co.

Mwelwa Chibesakunda  
CHIBESAKUNDA & COMPANY, MEMBER  
OF DLA PIPER GROUP

Sydney Chisenga  
CORPUS LEGAL PRACTITIONERS

Emmanuel Chulu  
PwC ZAMBIA

Hamukombo Collins  
BUILDING INSPECTION AND CITY  
PLANNING DEPARTMENT

Harjinder Dogra  
PwC ZAMBIA

Arshad A. Dudhia  
MUSA DUDHIA & COMPANY

Robin Durairajah  
CHIBESAKUNDA & COMPANY, MEMBER  
OF DLA PIPER GROUP

Charles Haanyika  
UTILINK LIMITED

Mubanga Kangwa  
CHIBESAKUNDA & COMPANY, MEMBER  
OF DLA PIPER GROUP

Mutale Kasonde  
CHIBESAKUNDA & COMPANY, MEMBER  
OF DLA PIPER GROUP

Perine N. Kasonde  
ENVIRONMENTAL COUNCIL OF ZAMBIA

Vincent Malambo  
MALAMBO AND COMPANY

Clyde Mbazima  
CHIBESAKUNDA & COMPANY, MEMBER  
OF DLA PIPER GROUP

Harriet Mdala  
MUSA DUDHIA & COMPANY

Jyoti Mistry  
PwC ZAMBIA

Robert Mlanzi  
BUILDING INSPECTION AND CITY  
PLANNING DEPARTMENT

Chansa Mulela  
CHIBESAKUNDA & COMPANY, MEMBER  
OF DLA PIPER GROUP

Chintu Y. Mulendema  
CYMA

Chiluba Mumba  
ENERGY REGULATION BOARD (ERB)

Mutule Museba  
CORPUS LEGAL PRACTITIONERS

Nchima Nchito  
NCHITO AND NCHITO ADVOCATES

Kangwa Francis Ngomba  
BUILDING INSPECTION AND CITY  
PLANNING DEPARTMENT

Kanti Patel  
CHRISTOPHER RUSSELL COOK & Co.

Solly Patel  
CHRISTOPHER RUSSELL COOK & Co.

Rodwyn Peterson  
CHIBESAKUNDA & COMPANY, MEMBER  
OF DLA PIPER GROUP

Miriam Sabi  
ZRA - TAXPAYER SERVICES

W.P. Saunders  
BDO ZAMBIA AUDIT SERVICES

John Serlemitsos  
PLATINUM GOLD EQUITY

Valerie Sesia  
CUSTOMIZED CLEARING AND  
FORWARDING LTD.

Sharon K. Sichilongo  
ZAMBIA DEVELOPMENT AGENCY

Mildred Stephenson  
CREDIT REFERENCE BUREAU AFRICA  
LTD.

Dumisani Tembo  
DUMISANI TEMBO & COMPANY

Marcus Tonzono  
SIKALU LUNGU MUPESO LEGAL  
PRACTITIONERS

Lungisani Zulu  
UNIVERSITY OF ZAMBIA

## ZIMBABWE

Mark Badenhorst  
PwC SOUTH AFRICA

Richard Beattie  
THE STONE/BEATTIE STUDIO

Tim Boulton  
Manica Africa Pty. Ltd. Peter  
Cawood  
PwC ZIMBABWE

Antony Chagonda  
SAWYER & MKUSHI

Pauline Chamunorwa  
GUTU & CHIKOWERO

Benjamin Chikowero  
GUTU & CHIKOWERO

Grant Davies  
MANICA AFRICA PTY. LTD.

Paul De Chalain  
PwC SOUTH AFRICA

Beloved Dhlakama  
DHLAKAMA B. ATTORNEYS

Canaan Farirai Dube  
DUBE, MANIKAI AND HWACHA LEGAL  
PRACTITIONERS - DMH COMMERCIAL  
LAW CHAMBERS

Farayi Dzirakumunda  
EXPERT DECISION SYSTEMS ZIMBABWE

Paul Fraser  
LOFTY & FRASER

Daniel Garwe  
PLANET

Jessica Gracie  
GILL, GODLONTON & GERRANS

Obert Chaurura Gutu  
GUTU & CHIKOWERO

Selby Hwacha  
DUBE, MANIKAI AND HWACHA LEGAL  
PRACTITIONERS - DMH COMMERCIAL  
LAW CHAMBERS

Edwin Isaac Manikai  
DUBE, MANIKAI AND HWACHA LEGAL  
PRACTITIONERS - DMH COMMERCIAL  
LAW CHAMBERS

R.T. Katsande  
ZIMBABWE ELECTRICITY TRANSMISSION  
& DISTRIBUTION COMPANY

Abraham Kudzai Maguchu  
DUBE, MANIKAI AND HWACHA LEGAL  
PRACTITIONERS - DMH COMMERCIAL  
LAW CHAMBERS

Peter Lloyd  
GILL, GODLONTON & GERRANS

Manuel Lopes  
PwC ZIMBABWE

Memory Mafo  
SCANLEN & HOLDERNESS

Rita Makarau  
HIGH COURT ZIMBABWE

Zanudeen Makorie  
COGHLAN, WELSH & GUEST

David Masaya  
PwC ZIMBABWE

Gloria Mawarire  
MAWERE & SIBANDA LEGAL  
PRACTITIONERS

Thembiwe Mazingi  
COGHLAN, WELSH & GUEST

Lloyd Mhishi  
MHISHI LEGAL PRACTICE

H.P. Mkushi  
SAWYER & MKUSHI

Evans Moyo  
SCANLEN & HOLDERNESS

Sternford Moyo  
SCANLEN & HOLDERNESS

Alec Muchadehama  
MBIDZO MUCHADEHAMA & MAKONI

Benjamin Mukandi  
FREIGHT WORLD (PVT) LTD.

T. Muringani  
SPEARTEC

Eldard Mutasa  
HIGH COURT ZIMBABWE

Alec Tafadzwa Muza  
MAWERE & SIBANDA LEGAL  
PRACTITIONERS

Namatirai Muzarakuza  
GUTU & CHIKOWERO

Phathisile Paula Ncube  
MAWERE & SIBANDA LEGAL  
PRACTITIONERS

Dudzile Ndawana  
GILL, GODLONTON & GERRANS

Maxwell Ngorima  
BDO TAX & ADVISORY SERVICES  
(PVT) LTD.

Edwell Ngwenya  
FREIGHT WORLD (PVT) LTD.

John Ridgewell  
*BCHOD AND PARTNERS*

Unity Sakhe  
*KANTOR & IMMERMANN*

Oleen Singizi  
*EXPERT DECISION SYSTEMS ZIMBABWE*

Tinashe Zindi  
*SCANLEN & HOLDERNESS*

Ruvimbo Zhewe  
*EXPERT DECISION SYSTEMS ZIMBABWE*






THE  
WORLD  
BANK



International  
Finance  
Corporation  
World Bank Group

WWW.DOINGBUSINESS.ORG



ISBN 978-0-8213-9984-2



SKU 19984