

# 2021

## GUN RESPONSIBILITY LEGISLATIVE SCORECARD

**2021 LEGISLATOR GRADES** - Legislative leadership is more than just taking votes, that is why we're including evaluations on priority gun responsibility legislation, bill sponsorship, and legislative and community advocacy.


**VOTES AND SPONSORSHIP** - Grades reflect record of bills voted for or sponsored which increase community safety and responsibility, and against bills which move our state in the wrong direction.


































**BILLS EVALUATED INCLUDE** - In spite of a virtual session, lawmakers were able to make great progress with both gun violence prevention and police accountability legislation. Policies we evaluated for this year's scorecard include:

- Rejecting Armed Intimidation - ESSB 5038
- Civil Protection Orders - 1320
- Restoring Voter Eligibility - ESHB 1078
- Making Juneteenth a Holiday - SHB 1016
- Police Use of Force - ESHB 1267, E2SHB 1310, ESHB 1054 & E2SHB 1089
- Private Detention Facilities - EHB 1090
- Employment and Termination of Officers - SHB 1088, E2SSB 5051, SSB 5055
- Juvenile Access to Attorneys - ESHB 1140
- Unlawfully Summoning Police - ESB 5135
- Law Enforcement Data - E2SSB 5259
- Personal Injury Defenses - ESSB 5263

**LEGISLATIVE ADVOCACY** - Grades reflect the degree to which legislators advocated for gun responsibility in committee, amongst colleagues, on the floor, and in Caucus.

**COMMUNITY ADVOCACY** - Grades reflect how deeply legislators engaged with constituents, community groups, and Alliance for Gun Responsibility partners to work towards greater gun responsibility.

 = Legislators who went the extra mile for gun safety, from meeting with constituents to speaking out in the press.

Senate	LD	VOTE Grade	Sponsorship Grade	Legislative Grade	Community Grade	Overall Grade	Grade Trajectory
Derek Stanford	1	100.00%	-	95%	95%	A+	
Jim McCune	2	15.45%	-	0%	0%	F	NA
Andy Billig	 3	100.00%	100%	100%	95%	A++	---
Mike Padden	4	6.67%	-	0%	0%	F	---
Mark Mullet	5	100.00%	-	90%	85%	A	
Jeff Holy	6	13.64%	-	25%	25%	F	---
Shelly Short	7	16.67%	-	0%	0%	F	---
Sharon Brown	8	15.00%	-	0%	0%	F	---
Mark Schoesler	9	10.00%	-	0%	0%	F	---
Ron Muzzall	10	16.67%	-	0%	0%	F	---
Bob Hasegawa	11	100.00%	-	90%	90%	A	
Brad Hawkins	12	18.33%	-	0%	0%	F	---
Judy Warnick	13	16.67%	-	0%	0%	F	---
Curtis King	14	16.67%	-	25%	25%	F	---
Jim Honeyford	15	25.00%	-	0%	0%	F	---
Perry Dozier	16	15.00%	-	0%	0%	F	NA
Lynda Wilson	17	16.67%	-	0%	0%	F	---
Ann Rivers	18	15.00%	-	0%	0%	F	---
Jeff Wilson	19	16.67%	-	0%	0%	F	NA
John Braun	20	16.67%	-	0%	0%	F	---
Marko Lias	 21	100.00%	100%	100%	100%	A++	---
Sam Hunt	 22	100.00%	100%	100%	100%	A++	---
Christine Rolfes	 23	100.00%	100%	100%	100%	A++	---
Kevin Van De Wege	24	91.67%	-	95%	90%	A-	
Chris Gildon	25	18.33%	-	50%	0%	F	NA
Emily Randall	26	100.00%	-	95%	95%	A+	
Jeannie Darneille	 27	100.00%	100%	100%	100%	A++	---
T'wina Nobles	 28	100.00%	-	100%	100%	A++	NA
Steve Conway	29	100.00%	-	90%	90%	A	
Claire Wilson	 30	100.00%	100%	100%	100%	A++	
Phil Fortunato	31	13.33%	-	0%	0%	F	---
Jesse Salomon	 32	100.00%	100%	100%	100%	A++	
Karen Keiser	33	100.00%	-	95%	95%	A+	---
Joe Nguyen	 34	100.00%	100%	100%	100%	A++	
Tim Sheldon	35	16.67%	-	0%	0%	F	---
Reuven Carlyle	36	100.00%	90%	95%	95%	A+	---
Rebecca Saldana	 37	100.00%	100%	100%	100%	A++	---
June Robinson	 38	100.00%	-	100%	100%	A++	NA
Keith Wagoner	39	16.67%	-	0%	0%	F	---
Liz Lovelett	40	100.00%	90%	100%	100%	A+	---
Lisa Wellman	 41	100.00%	100%	100%	100%	A++	
Doug Ericksen	42	11.82%	-	0%	0%	F	---
Jamie Pedersen	 43	100.00%	100%	100%	100%	A++	
Steve Hobbs	44	88.18%	-	95%	75%	B+	
Manka Dhingra	 45	100.00%	100%	100%	100%	A++	
David Frockt	 46	100.00%	-	100%	100%	A++	
Mona Das	 47	100.00%	-	100%	100%	A++	
Patty Kuderer	 48	100.00%	100%	100%	100%	A++	
Annette Cleveland	49	100.00%	-	95%	95%	A+	---



State Representative	LD	VOTE Grade	Sponsorship Grade	Legislative Grade	Community Grade	Overall Grade	Grade Trajectory
Davina Duerr	1	100.00%	0%	95%	90%	A+	📈
Shelley Kloba	1	100.00%	100%	95%	95%	A+	📊
Andrew Barkis	2	15.00%	90%	0%	0%	F	📉
J.T. Wilcox	2	11.67%	-	0%	0%	F	📉
Marcus Riccelli	3	100.00%	100%	100%	100%	A++	📈
Timm Ormsby	3	100.00%	-	100%	100%	A++	📈
Rob Chase	4	1.67%	-	0%	0%	F	NA
Bob McCaslin	4	1.82%	-	0%	0%	F	📊
Bill Ramos	5	100.00%	-	90%	90%	A	📊
Lisa Callan	5	100.00%	-	90%	90%	A	📉
Mike Volz	6	15.00%	-	0%	0%	F	📊
Jenny Graham	6	60.00%	-	0%	0%	F	📊
Jacquelin Maycumber	7	15.00%	-	0%	0%	F	📊
Joel Kretz	7	28.64%	-	0%	0%	F	📊
Brad Klippert	8	11.67%	-	0%	0%	F	📊
Matt Boehnke	8	11.67%	-	0%	0%	F	📊
Mary Dye	9	11.67%	-	0%	0%	F	📊
Joe Schmick	9	1.67%	-	0%	0%	F	📊
Greg Gilday	10	15.00%	-	0%	0%	F	NA
Dave Paul	10	98.33%	-	90%	90%	A	📈
David Hackney	11	100.00%	100%	100%	100%	A++	NA
Steve Bergquist	11	100.00%	100%	100%	95%	A+	📊
Keith Goehner	12	6.67%	-	0%	0%	F	NA
Mike Steele	12	15.00%	-	0%	0%	F	📊
Tom Dent	13	11.67%	-	0%	0%	F	📊
Alex Ybarra	13	13.33%	-	0%	0%	F	📊
Chris Corry	14	11.67%	-	0%	0%	F	📊
Gina Mosbrucker	14	13.33%	-	0%	0%	F	📊
Bruce Chandler	15	11.82%	-	0%	0%	F	📊
Jeremie Dufault	15	1.67%	-	0%	0%	F	📊
Mark Klicker	16	13.33%	-	0%	0%	F	NA
Skyler Rude	16	16.67%	-	0%	0%	F	📊
Vicki Kraft	17	11.67%	-	0%	0%	F	📊
Paul Harris	17	13.33%	-	0%	0%	F	📊
Brandon Vick	18	11.67%	-	0%	0%	F	📊
Larry Hoff	18	11.67%	-	0%	0%	F	📊
Jim Walsh	19	1.67%	-	0%	0%	F	📊
Joel McEntire	19	2.00%	-	0%	0%	F	NA
Richard DeBolt	20	13.33%	-	0%	0%	F	📊
Ed Orcutt	20	5.00%	-	0%	0%	F	📊
Strom Peterson	21	100.00%	100%	100%	100%	A++	📊
Lillian Ortiz-Self	21	100.00%	100%	100%	100%	A++	📊
Laurie Dolan	22	100.00%	100%	100%	100%	A++	📈
Jessica Bateman	22	100.00%	100%	100%	100%	A++	NA
Tarra Simmons	23	100.00%	100%	100%	100%	A++	📈
Drew Hansen	23	100.00%	-	100%	100%	A++	📊
Mike Chapman	24	70.00%	-	85%	95%	B-	📉
Steve Tharinger	24	100.00%	95%	90%	90%	A	📉

State Representative	LD	VOTE Grade	Sponsorship Grade	Legislative Grade	Community Grade	Overall Grade	Grade Trajectory
Kelly Chambers	25	15.00%	-	0%	0%	F	📊
Cyndy Jacobsen	25	13.33%	90%	0%	0%	F	NA
Jesse Young	26	16.67%	95%	0%	0%	F	📊
Michelle Caldier	26	26.67%	-	25%	25%	F	📊
Laurie Jinkins	27	100.00%	-	100%	100%	A++	📊
Jake Fey	27	100.00%	95%	100%	95%	A+	📊
Mari Leavitt	28	100.00%	100%	90%	100%	A+	📈
Dan Bronoske	28	100.00%	90%	90%	90%	A	NA
Melanie Morgan	29	100.00%	95%	95%	90%	A+	📈
Steve Kirby	29	100.00%	95%	90%	95%	A+	📈
Jamila Taylor	30	100.00%	90%	95%	95%	A+	NA
Jesse Johnson	30	100.00%	100%	100%	100%	A++	NA
Drew Stokesbary	31	15.00%	-	0%	0%	F	📊
Eric Robertson	31	15.00%	-	0%	75%	F	NA
Cindy Ryu	32	100.00%	100%	95%	90%	A+	📊
Lauren Davis	32	100.00%	100%	95%	100%	A+	📊
Tina Orwall	33	100.00%	100%	95%	95%	A+	📊
Mia Gregerson	33	100.00%	100%	95%	95%	A+	📊
Eileen Cody	34	100.00%	100%	100%	100%	A++	📈
Joe Fitzgibbon	34	100.00%	100%	100%	100%	A++	📈
Dan Griffey	35	13.33%	-	50%	60%	F	📉
Drew MacEwen	35	15.00%	-	0%	0%	F	📊
Noel Frame	36	100.00%	95%	100%	100%	A+	📊
Liz Berry	36	100.00%	100%	100%	100%	A++	NA
Sharon Tomiko Santos	37	100.00%	100%	95%	100%	A+	📊
Kirsten Harris-Talley	37	100.00%	100%	100%	100%	A++	NA
Emily Wicks	38	100.00%	90%	100%	100%	A+	NA
Mike Sells	38	100.00%	90%	95%	95%	A+	📊
Robert Sutherland	39	5.00%	0%	0%	0%	F	📊
Carolyn Eslick	39	13.33%	-	0%	0%	F	📊
Debra Lekanoff	40	100.00%	-	95%	95%	A+	📊
Alex Ramel	40	100.00%	-	90%	90%	A	📉
Tana Senn	41	100.00%	100%	100%	100%	A++	📊
My-Linh Thai	41	100.00%	100%	95%	95%	A+	📊
Alicia Rule	42	86.67%	0%	90%	95%	B+	NA
Sharon Shewmake	42	83.33%	95%	90%	95%	B+	📉
Nicole Macri	43	100.00%	100%	100%	100%	A++	📊
Frank Chopp	43	100.00%	90%	100%	100%	A+	📊
John Lovick	44	100.00%	90%	100%	100%	A+	📊
April Berg	44	100.00%	90%	90%	90%	A	NA
Roger Goodman	45	100.00%	100%	100%	100%	A++	📊
Larry Springer	45	100.00%	90%	90%	90%	A	📈
Gerry Pollet	46	100.00%	100%	95%	95%	A+	📊
Javier Valdez	46	100.00%	100%	100%	100%	A++	📊
Debra Entenman	47	100.00%	0%	90%	90%	A	📈
Pat Sullivan	47	100.00%	0%	95%	95%	A+	📊
Vandana Slatter	48	100.00%	95%	95%	95%	A+	📊
Amy Walen	48	100.00%	100%	100%	100%	A++	📊
Sharon Wylie	49	100.00%	100%	100%	100%	A++	📈
Monica Jurado Stonier	49	100.00%	100%	100%	100%	A++	📊

100 Point Grade Breakdown: 45 For Votes, 15 Each For Sponsorship, Community, 25 Legislative Advocacy

Grade Trajectory: Improvements: 📈 Decline: 📉 No Change: 📊 Not Applicable: NA