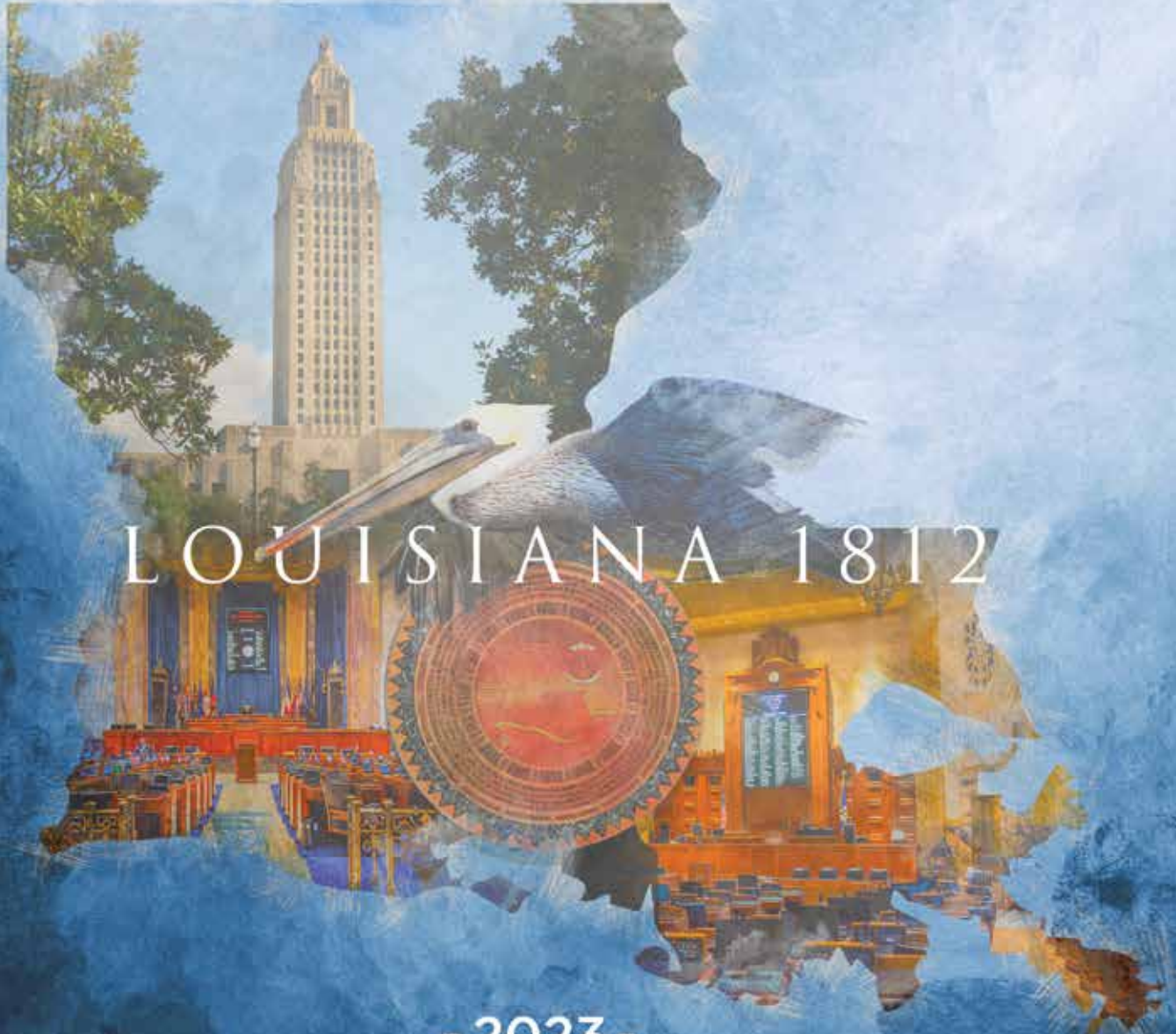


**LABI**

**Louisiana Association  
OF BUSINESS AND INDUSTRY**



LOUISIANA 1812

- 2023 -

# SCORECARD

LEGISLATIVE VOTING GUIDE

FOR THE FULL SCORECARD, VISIT  
[WWW.LABI.ORG/SCORE-CARD](http://WWW.LABI.ORG/SCORE-CARD)

<b>PRESIDENTS MESSAGE</b>	<b>03</b>
<b>ISSUES</b>	<b>06</b>
EDUCATION & WORKFORCE DEVELOPMENT	06
TAX & FINANCE	08
CIVIL JUSTICE	09
ENERGY & ENVIRONMENTAL QUALITY	11
EMPLOYEE RELATIONS	12
<b>SCORECARD</b>	<b>13</b>
TERM CHAMPIONS	13
TERM SCORECARD	14
TERM MVPS	15
TERM ALLSTARS	16
TERM HONORABLE MENTIONS	18
SESSION CHAMPIONS	19
SESSION SCORECARD	20
<b>THE METHODOLOGY</b>	<b>21</b>
<b>STAKEHOLDERS</b>	<b>30</b>

# PRESIDENT'S MESSAGE

BY JIM PATTERSON | INTERIM PRESIDENT & CEO

## THE YEAR OF 2023 HAS BEEN TRANSITIONAL.

Transition at the Capitol, where this legislative session marked the last one under the current Legislature and governor. Transition in legislative districts across the state as term limits retire several incumbent senators and representatives, ushering in a new freshman class of lawmakers to fill those seats—and those of legislation shifting to the upper chamber from the house. Transition at the governor's mansion, as Louisiana voters designate a new resident this fall. Transition at LABI, with a new president and CEO set to take the reins later this year.

In this year of change, we want to share our appreciation of those in the Legislature who consistently stood by the business community and with LABI throughout the term. We are proud to highlight those allies in this edition of the LABI Scorecard. The legislative sessions during the four-year term ending this year were not without their challenges and disappointments, but the group of lawmakers elected in 2019 brought with them an eagerness for change and innovative problem-solving to enact significant improvements long sought on behalf of Louisiana's business community, including legal and tax reform. We look forward to 2024 when we will see a new group of freshman legislators who have that same hunger for change as we try to set our state on a course for success. We will continue working with our legislative partners—and a new administration—to move our state forward.

We are also pleased to spotlight some session wins, which included (and are reflected in the 2023 Scorecard) judicial modernization, the promotion of innovative energy technology, and a number of education victories, albeit taking a piecemeal approach in lieu of significant education reform. One of LABI's main concerns this

session was anti-carbon capture and sequestration legislation, all of which failed before making it over to the Senate. Another session victory included passage of a bill that would have required the disclosure of litigation financing agreements. While the governor chose to veto this legislation, SB 196 was a big win for transparency, and LABI will continue to advocate for a more transparent, fair and accountable legal system in all steps of the judicial process. We commend our allies at the Capitol for their support on these critical measures.

While the 2023 session was primarily a fiscal one and there was a lot of conversation regarding tax reform heading into it, the uncertain impact of reforms enacted in 2021 diminished any appetite for additional reforms. Nevertheless, several important discussions took place in committee regarding ways to eliminate or reduce various state taxes and the potential for improving Louisiana's economic competitiveness with our southern neighbors. LABI looks forward to pursuing tax, education and judicial reform in 2024.

This term boasts a record **88 LABI Scorecard champions**, with nearly two-thirds of the legislature scoring 80% or above. LABI is pleased to report that during the term there were:

- 10 Term MVPs scoring 100%;
- 63 Term All-Stars scoring 90% or better;
- 15 Term Honorable Mentions scoring 80% or better on legislation that was important to the business community.

For reference, in the 2019 edition of the Scorecard, there were 44 total Term Champions—24 All-Stars and 20 Honorable Mentions, further demonstrating the willingness of this Legislature to address our state's long-standing challenges with creative, bipartisan solutions.

With the Legislative Session behind us, it is time to look ahead... and to look in the mirror. The magnitude of the next two months cannot be overstated. Change opens the door to opportunity, and the fall elections bring an opportunity Louisiana cannot afford to waste. Our southern neighbors are beating us in every respect that counts; education, economic development, population retention and quality of life, as you will read in our LA23 strategic plan. At LABI, we're working on ways to put Louisiana on the path to competing with Texas, Florida, Tennessee and Georgia.

Whether we like it or not, change will occur up and down the election ballot this fall. The question is, will we seize this opportunity or let it pass us by? The LABI team is ready to get to work making Louisiana a place where businesses grow, families thrive, and where our children will want to stay. We hope that you will join us in this pursuit.



**JIM PATTERSON**  
INTERIM PRESIDENT & CEO



**JUDE MELVILLE**  
LABI BOARD CHAIRMAN  
CEO, b1 BANK





# EDUCATION & WORKFORCE DEVELOPMENT

Another year, another stalemate on school choice. Education reform remains one of LABI's top priorities and we will continue our efforts to boost outcomes for students next term. Education Savings Accounts (ESAs) were again stalled by lawmakers, leaving parents with limited options to educate their children in a manner that suits their individual needs. Despite these missed opportunities, fiscal transparency measures for schools finally became law, bringing school systems in line with other state agencies in terms of transparency and accountability to taxpayers. A bill prohibiting the promotion of third graders who failed to pass reading assessments also cleared both chambers and was signed by the governor after being derailed in the Senate last year. LABI and our partner education reform advocates successfully defended against attacks on flexible education

options, charter schools and accountability. LABI supported legislation to dedicate a portion of unspent federal COVID relief funding to expanding accelerated intervention for low-performing students in reading and math, helping to bring students who fail to achieve mastery on their statewide assessments up to speed.

Education and workforce development will be a major issue for LABI in the upcoming elections as we seek to promote the implementation of the bold policies detailed in LA23, with the ultimate goal of expanding access to early childhood education, providing parents with high quality education options that meet the needs of their children, and better alignment between high school, post-secondary education and workforce opportunities.

## SCORED BILLS:

### HB 9

---

BY REP. RHONDA BUTLER (R-VILLE PLATTE)

This bill would have created an ESA for students with exceptionalities. **A vote FOR the bill was a vote WITH LABI.**

House Vote: 94-3

### HB 12

---

BY REP. RICHARD NELSON (R-MANDEVILLE)

This bill prohibits the promotion of third graders to the fourth grade whose reading deficiencies have not been remedied by the end of the third grade, after numerous interventions. **A vote FOR the bill was a vote WITH LABI.**

House Vote: 88-15

Senate Vote: 28-11

### HB 98

---

BY REP. LANCE HARRIS (R-ALEXANDRIA)

This bill would have created a universal ESA program and expands the ability of parents to enroll children in the public school of their choice. **A vote FOR the bill was a vote WITH LABI.**

House Vote: 61-37

# HB 103

BY REP. NICHOLAS MUSCARELLO (R-HAMMOND)

This bill adds Financial Literacy as a required course for high school students. **A vote FOR the bill was a vote WITH LABI.**

House Vote: 97-0

Senate Vote: 35-2

# HB 462

BY REP. RICK EDMONDS (R-BATON ROUGE)

This bill requires public school governing authorities to post financial information on their websites, making it easily accessible for taxpayers. **A vote FOR the bill was a vote WITH LABI.**

House Vote: 97-1

Senate Vote: 37-1

# SB 71

BY SEN. JOE BOUIE (D-NEW ORLEANS)

This bill would have placed burdensome regulations on learning pods. **A vote AGAINST the bill was a vote WITH LABI.**

Senate Vote: 15-23



# TAX & FINANCE

While this was a fiscal-only session—which limits lawmakers to filing only five non-tax related bills—and tax reform was a hot-button issue prior to session, there was not much appetite in the Legislature for any major reforms given the dynamics of an election year and a hesitancy to pass additional reforms before the impact of the 2021 tax reforms are known. Efforts to reform Louisiana’s complicated and overly burdensome tax code fell flat, but sparked debate and conversation about reforms to increase our state’s competitiveness—chief among them the elimination of the state income tax. Several efforts to limit credits, exemptions and deductions were brought in an attempt to raise state revenue, but were opposed by LABI because they were not part of a holistic approach to tax reform.

The debate over whether to lift the state’s constitutionally mandated expenditure limit in light of millions in excess and surplus revenue took center-stage throughout the session and led to heated debate in the days leading up to sine die.

Higher-than-expected tax collections coupled with surplus revenue—in part arising from federal pandemic aid—provided the Legislature with a windfall to spend over the next two budget years. However, accessing these monies would require a two-thirds vote of both chambers to exceed the expenditure limit. LABI coordinated with other fiscally conservative groups as a coalition in opposition to the resolution to lift the spending cap (SCR 3 by Senate President Page Cortez). Some senators and many House members were unwilling to vote to bust the spending limit at the outset.

## SCORED BILLS:

### HB 487

HB 487 BY REP. BARRY IVEY (R-BATON ROUGE)

This bill would have required a two-thirds vote of the Legislature to provide taxpayers with tax relief through exemptions, exclusions, deductions, credits, or rebates. **A vote AGAINST the bill was a vote WITH LABI.**

**House Vote: 27-67**

The version of HB 1—the main budget bill for the state—sent to the Senate by the House focused on remaining within the budget cap by using dollars to pay down a portion of teacher retirement debt, setting up local school boards to provide teacher pay raises from the savings obtained as a result. Teachers objected to this approach, arguing that school boards might not provide the promised raises. Meanwhile, Senate leadership was interested in busting the cap to use the monies for infrastructure and projects back home. Thus, a contest of wills ensued between the chambers that paralyzed the budget process for close to a month. Immense pressure was exerted on legislators by the governor’s office, Senate leadership, teachers unions, and local officials.

The Legislature ultimately passed SCR 3 to bust the cap, though at a much lower level than Senate leadership originally proposed. In the waning minutes of session, legislators in both houses were rushed into approval of final versions of the budget bills HB 1 (the state operating budget), HB 2 (the state infrastructure budget), and HB 560 (the state supplemental budget) with little to no idea what was in these instruments. In the end, legislators adopted a total spending package for the 2024 fiscal year of nearly \$51 billion. However, the chaotic and contentious conclusion to the session—coupled with the discovery of some unintended budget changes—left no doubt that significant adjustments must be made to the Legislature’s budgetary procedures in the next term.



# CIVIL JUSTICE

A win for transparency in the litigation process was met with the governor's veto pen. A bill that would have required the disclosure of third-party litigation financing agreements cleared both chambers with overwhelming support. However the governor subsequently vetoed the bill, purporting that it "only requires plaintiffs to unilaterally disclose their commercial legal financing arrangements." The bill, in fact, applies to all parties in civil litigation, not just plaintiffs. This bill would have leveled the playing field by revealing any party that may receive a percentage of the financial settlement or judgment from the litigation. LABI was disappointed by the veto of this common-sense legislation but will continue to advocate for smart reforms to our legal system.

Addressing Louisiana's insurance crisis was a major focus for LABI this session as citizens continue to face limited availability of insurers and skyrocketing rates after being battered by natural disasters over the last two years. Most efforts to expand the market to entice insurers to write policies in Louisiana were met with fierce opposition and ultimately failed to make it through the process.

Another bill aimed at attacking insurers would have prohibited the cost of advertising—a necessary business expense—from being included in setting rates for insurance. A robust, competitive market is the best way to improve Louisiana's insurance affordability and availability. This type of legislation would instead discourage more insurers from providing insurance in Louisiana.

LABI-supported legislation attempting to reform the bad faith statute for property insurance would have been a significant step forward to remedying Louisiana's insurance crisis, but was gutted of critical provisions on both the House and Senate floors with poison pill amendments. The bill as originally drafted would have provided much-needed clarity for policyholders and insurers to ensure the claims process was resolved quickly and with clearly identifiable obligations for all parties. The ambiguity of the current bad faith statute only benefits attorneys who have a financial stake in the litigation and exacerbates challenges policyholders face regarding knowledge of their obligations and the insurers' obligations, and the timeline for the claim resolution.

On the judicial front, modernizing Louisiana's court system hit another roadblock amid opposition from clerks of court. A bill to require the creation of a unified electronic filing system for the state was parked in committee by the author after his numerous attempts to come to a resolution that was agreeable for all parties. This would have been a monumental step in modernizing our judicial system, which is largely still using fax as the primary filing method. For those courts utilizing electronic filing, few are operating on the same system, creating a hodge-podge of e-filing systems. On a positive note, one important step forward in modernizing Louisiana's judicial system was the passage of legislation allowing for electronic signatures by judges. LABI applauds the strides made by lawmakers to modernize our judiciary, but there is still much work to be done Louisiana's judicial system into the 21st century.

## SCORED BILLS:

### HB 252

BY REP. ROBBY CARTER (D-AMITE)

This bill would have prohibited the inclusion of advertising expenses for insurers in the rate-setting process.  
**A vote AGAINST the bill was a vote WITH LABI.**

**House Vote: 27-68**

# HB 601

## AMENDMENT BY SEN. BRET ALLAIN (R-FRANKLIN)

This bill in its original form by Rep. Mike Huval (R-Lafayette) would have made several changes to the bad faith statute for property insurance, making critical clarifications for policyholders and insurers on their obligations in claims process. The amendment by Sen. Allain stripped the bill of these clarifications. **A vote AGAINST the amendment was a vote WITH LABI.**

Senate Vote: 25-13

# SB 196

## BY SEN. BARROW PEACOCK (R-BOSSIER CITY)

This bill provides for the disclosure of litigation financing agreements. **A vote FOR the bill was a vote WITH LABI.**

House Vote: 55-28

Senate Vote: 27-12



# ENERGY & ENVIRONMENTAL QUALITY

Carbon capture was the hot-button issue in the energy space this session, and one of LABI's top priorities was killing anti-carbon capture and sequestration (CCS) legislation. There were roughly ten bills seeking to limit or prohibit carbon capture in Louisiana, sending the message to the rest of the world that Louisiana is not open for business—despite being five-plus years ahead of other states for investment in CCS technology due to favorable geological conditions, existing pipeline infrastructure and operating facilities, and a skilled energy workforce.

The majority of these measures failed to make it through the House Natural Resources and Environment Committee, with only two bills being brought to the full House for debate. Both bills failed to pass as members

supported energy innovation critical to the long-term viability of the oil and gas industry as well as bringing the potential of more than \$13 billion in investment to our state.

LABI successfully defeated a variety of mandates aimed at energy employers that would have stifled competition, including real-time air monitoring for petrochemical facilities. The bill would have mandated data be collected and stored for five years and triggered alerts to the public when air quality reached certain levels—causing unnecessary fear among the public and placing a significant financial burden on industry, which already monitors for chemicals of concern.

## SCORED BILLS:

### HB 267

BY REP. BILL WHEAT (R-PONCHATOULA)

This bill would have placed a moratorium on carbon dioxide sequestration projects on Lake Maurepas and the Maurepas Swamp Wildlife Management Area. **A vote AGAINST the bill was a vote WITH LABI.**

House Vote: 24-75

### HB 120

BY REP. NICHOLAS MUSCARELLO (R-HAMMOND)

This bill would have prohibited the permitting of certain above-surface structures on Lake Maurepas and Lake Pontchartrain, effectively prohibiting carbon capture projects. **A vote AGAINST the bill was a vote WITH LABI.**

House Vote: 27-72

# EMPLOYEE RELATIONS

While the session was primarily restricted to fiscal matters, legislators could still file up to another five bills of a general nature. Often, those bills deal with issues they believe will resonate with key constituencies within their districts. Not surprisingly, this includes certain members of the workforce who want government or legal intervention on their behalf. This year saw the normal number of such bills for a legislative election year – 15 instruments. Of these, a single bill (SB 200 by Sen. Royce Duplessis regarding cancer testing) made it through to enactment, after the author accepted substantial amendments proposed by LABI to remove our opposition.

LABI effectively sidelined numerous bills this session that sought to impose new requirements on employers, including the perennial attempt to impose a statewide minimum wage—a bill that was reported without action in Committee and on the Senate Floor, a procedural move to pass the bill to third reading and final passage failed, ultimately resulting in the bill being withdrawn from the files of the Senate. That vote is among those counted in this year's Scorecard. All other employee relations legislation harmful to job creators died or was defeated in committee.


## SCORED BILLS:

### SB 149

BY SEN. GARY CARTER (D-NEW ORLEANS)

This bill would have provided for a state minimum wage. In a procedural move, a motion was made to move the bill to the Floor for a vote rather than the bill being withdrawn from Senate files after dying in Committee. **A vote to REJECT moving the bill to third reading and final passage was a vote WITH LABI.**

Senate Vote: 13-25



# TERM CHAMPIONS *SNAPSHOT*

## MOST VALUABLE POLICYMAKERS (MVPS): 100%

SEN. HEATHER CLOUD	REP. JONATHAN GOUDEAU
REP. BEAU BEAULLIEU	REP. WAYNE MCMAHEN
REP. RICK EDMONDS	REP. THOMAS PRESSLY
REP. BARBARA FREIBERG	REP. TROY ROMERO
REP. RAY GAROFALO	REP. LAURIE SCHLEGEL

## RANKINGS KEY:

- **MOST VALUABLE POLICYMAKERS (MVPS):** SCORED 100 PERCENT ON THE LEGISLATION IMPORTANT TO LABI AND THE STATE'S EMPLOYERS.
- **ALL-STARS:** SCORED 90 PERCENT OR HIGHER ON THE LEGISLATION IMPORTANT TO LABI AND THE STATE'S EMPLOYERS.
- **HONORABLE MENTIONS:** SCORED 80 PERCENT OR HIGHER ON THE LEGISLATION IMPORTANT TO LABI AND THE STATE'S EMPLOYERS.

## ALL-STARS:

90%+

PRESIDENT PAGE CORTEZ	SEN. BODI WHITE	REP. GABE FIRMENT	REP. BUDDY MINCEY
SEN. MARK ABRAHAM	SEN. GLEN WOMACK	REP. BRYAN FONTENOT	REP. RICHARD NELSON
SEN. BRET ALLAIN	REP. BERYL AMEDEE	REP. LARRY FRIEMAN	REP. JOE ORGERON
SEN. LOUIE BERNARD	REP. TONY BACALA	REP. FOY GADBERRY	REP. CHUCK OWEN
SEN. STEWART CATHEY	REP. RYAN BOURRIAQUE	REP. LANCE HARRIS	REP. BOB OWEN
SEN. MIKE FESI	REP. RHONDA BUTLER	REP. DODIE HORTON	REP. ALAN SEABAUGH
SEN. FRANKLIN FOIL	REP. DEWITH CARRIER	REP. MIKE HUVAL	REP. RODNEY SCHAMERHORN
SEN. CAMERON HENRY	REP. JEAN-PAUL COUSSAN	REP. JOHN ILLG	REP. VINNEY ST. BLANC
SEN. SHARON HEWITT	REP. RAYMOND CREWS	REP. MIKE JOHNSON	REP. JOHN STEFANSKI
SEN. PATRICK MCMATH	REP. PAULA DAVIS	REP. TIM KERNER	REP. PHILLIP TARVER
SEN. BARRY MILLIGAN	REP. DARYL DESHOTEL	REP. TANNER MAGEE	REP. POLLY THOMAS
SEN. ROBERT MILLS	REP. PHILLIP DEVILLIER	REP. DANNY MCCORMICK	REP. CHRIS TURNER
SEN. BETH MIZELL	REP. MARY DUBUISSON	REP. JACK MCFARLAND	REP. DEBBIE VILLIO
SEN. MIKE REESE	REP. MIKE ECHOLS	REP. SCOTT MCKNIGHT	REP. BILL WHEAT
SEN. BARROW PEACOCK	REP. JULIE EMERSON	REP. BLAKE MIGUEZ	REP. 'ZEE' ZERINGUE
SEN. KIRK TALBOT	REP. LES FARNUM	REP. GREG MILLER	

## HONORABLE MENTIONS:

80%+

SEN. BOB HENSGENS	REP. STUART BISHOP	REP. BARRY IVEY	REP. FRANCIS THOMPSON
SEN. JAY MORRIS	REP. KATHY EDMONSTON	REP. SHERMAN MACK	REP. MALINDA WHITE
SPEAKER CLAY SCHEXNAYDER	REP. STEPHANIE HILFERTY	REP. NICHOLAS MUSCARELLO	REP. MARK WRIGHT
REP. LARRY BAGLEY	REP. VALARIE HODGES	REP. NEIL RISER	

# TERM SCORECARD *SNAPSHOT*

## SENATE

ABRAHAM	94%	JACKSON	32%
ALLAIN	94%	LAMBERT	76%
BARROW	41%	LUNEAU	39%
BERNARD	93%	MCMATH	98%
BOUDREAUX	45%	MILLIGAN	94%
BOUIE	38%	MILLS, F.	69%
CARTER*	19%	MILLS, R.	98%
CATHEY	95%	MIZELL	95%
CLOUD	100%	MORRIS	82%
CONNICK	76%	PEACOCK	98%
CORTEZ	98%	POPE	55%
DUPLESSIS*	43%	PRICE	43%
FESI	94%	REESE	95%
FIELDS	39%	SMITH	48%
FOIL	93%	TALBOT	98%
HARRIS	37%	TARVER	49%
HENRY	98%	WHITE	91%
HENSGENS	85%	WOMACK	92%
HEWITT	96%		

{\*} SCORES CALCULATED WITH HOUSE SCORES

SEN. GARY CARTER  
SEN. ROYCE DUPLESSIS

A CUMULATIVE SCORE COULD NOT BE CALCULATED FOR THE FOLLOWING LEGISLATORS BECAUSE THEY WERE NOT VOTING MEMBERS FOR MORE THAN TWO YEARS.

SEN. CALEB KLEINPETER  
SEN. JEREMY STINE  
REP. DELISHA BOYD  
REP. ADRIAN FISHER  
REP. ALONZO KNOX  
REP. VANESSA LAFLEUR

## HOUSE

ADAMS	72%	GAINES	35%	MILLER, D.	52%
AMEDEE	95%	GAROFALO	100%	MILLER, G.	90%
BACALA	93%	GEYMANN	75%	MINCEY	90%
BAGLEY	84%	GLOVER	36%	MOORE	42%
BEAULLIEU	100%	GOUDEAU	100%	MUSCARELLO	84%
BISHOP	89%	GREEN	53%	NELSON	91%
BOURRIAGUE	95%	HARRIS	90%	NEWELL	36%
BRASS	66%	HILFERTY	82%	ORGERON	93%
BROWN	66%	HODGES	89%	OWEN, C.	93%
BRYANT	54%	HOLLIS	76%	OWEN, R.	96%
BUTLER	91%	HORTON	94%	PHELPS	25%
CARPENTER	41%	HUGHES	64%	PIERRE	51%
CARRIER	92%	HUVAL	98%	PRESSLY	100%
CARTER, R.	31%	ILLG	95%	RISER	86%
CARTER, W.	32%	IVEY	89%	ROMERO	100%
CORMIER	44%	JEFFERSON	44%	SCHAMERHORN	90%
COUSSAN	94%	JENKINS	41%	SCHEXNAYDER	85%
COX	29%	JOHNSON, M.	94%	SCHLEGEL	100%
CREWS	97%	JOHNSON, T.	66%	SEABAUGH	98%
DAVIS	96%	JORDAN	46%	SELDERS	58%
DESHOTEL	92%	KERNER	93%	ST. BLANC	93%
DEVILLIER	98%	LACOMBE	65%	STAGNI	66%
DUBUISSON	90%	LANDRY	28%	STEFANSKI	95%
ECHOLS	97%	LARVADAIN	35%	TARVER	92%
EDMONDS	100%	LYONS	47%	THOMAS	98%
EDMONSTON	87%	MACK	87%	THOMPSON	89%
EMERSON	98%	MAGEE	92%	TURNER	98%
FARNUM	98%	MARCELLE	23%	VILLIO	96%
FIRMENT	96%	MARINO	74%	WHEAT	92%
FONTENOT	96%	MCCORMICK	93%	WHITE	80%
FREEMAN	74%	MCFARLAND	94%	WILLARD	41%
FREIBERG	100%	MCKNIGHT	98%	WRIGHT	89%
FRIEMAN	92%	MCMAHEN	100%	ZERINGUE	97%
GADBERRY	96%	MIGUEZ	96%		

# TERMMVPs

## SENATE



**100%**

SEN. HEATHER CLOUD  
R-DISTRICT 28

## HOUSE



**100%**

REP. BEAU BEULLIEU  
R-DISTRICT 48



**100%**

REP. RICK EDMONDS  
R-DISTRICT 66



**100%**

REP. BARBARA FREIBERG  
R-DISTRICT 70




**100%**

REP. RAY GAROFALO  
R-DISTRICT 103



**100%**

REP. JONATHAN GOUDEAU  
R-DISTRICT 31



**100%**

REP. WAYNE MCMAHEN  
R-DISTRICT 10



**100%**

REP. THOMAS PRESSLY  
R-DISTRICT 6



**100%**

REP. TROY ROMERO  
R-DISTRICT 37



**100%**

REP. LAURIE SCHLEGEL  
R-DISTRICT 82

# TERM ALL-STARS

## SENATE

PRESIDENT



**98%**

PAGE CORTEZ  
R-DISTRICT 23



**98%**

SEN. CAMERON HENRY  
R-DISTRICT 9



**98%**

SEN. PATRICK MCMATH  
R-DISTRICT 11



**98%**

SEN. ROBERT MILLS  
R-DISTRICT 36



**98%**

SEN. BARROW PEACOCK  
R-DISTRICT 37



**98%**

SEN. KIRK TALBOT  
R-DISTRICT 10



**96%**

SEN. SHARON HEWITT  
R-DISTRICT 1



**95%**

SEN. STEWART CATHEY  
R-DISTRICT 33



**95%**

SEN. BETH MIZELL  
R-DISTRICT 12



**95%**

SEN. MIKE REESE  
R-DISTRICT 30



**94%**

SEN. MARK ABRAHAM  
R-DISTRICT 25



**94%**

SEN. BRET ALLAIN  
R-DISTRICT 21



**94%**

SEN. MIKE FESI  
R-DISTRICT 20



**94%**

SEN. BARRY MILLIGAN  
R-DISTRICT 38



**93%**

SEN. LOUIE BERNARD  
R-DISTRICT 31



**93%**

SEN. FRANKLIN FOIL  
R-DISTRICT 16



**92%**

SEN. GLEN WOMACK  
R-DISTRICT 32



**91%**

SEN. BODI WHITE  
R-DISTRICT 6

## HOUSE



**98%**

REP. PHILLIP DEVILLIER  
R-DISTRICT 41



**98%**

REP. JULIE EMERSON  
R-DISTRICT 39



**98%**

REP. LES FARNUM  
R-DISTRICT 33



**98%**

REP. MIKE HUVAL  
R-DISTRICT 46



**98%**

REP. SCOTT MCKNIGHT  
R-DISTRICT 68



**98%**

REP. ALAN SEABAUGH  
R-DISTRICT 5



**98%**

REP. POLLY THOMAS  
R-DISTRICT 80



**98%**

REP. CHRIS TURNER  
R-DISTRICT 12



**97%**

REP. RAYMOND CREWS  
R-DISTRICT 8



**97%**

REP. MIKE ECHOLS  
R-DISTRICT 14



**97%**

REP. ZEE ZERINGUE  
R-DISTRICT 52



**96%**

REP. PAULA DAVIS  
R-DISTRICT 69



**96%**

REP. GABE FIRMONT  
R-DISTRICT 22



**96%**

REP. BRYAN FONTENOT  
R-DISTRICT 55



**96%**

REP. FOY GADBERRY  
R-DISTRICT 15



**96%**

REP. BLAKE MIGUEZ  
R-DISTRICT 49



**96%**

REP. BOB OWEN  
R-DISTRICT 76



# TERM ALL-STARS

## HOUSE



REP. DEBBIE VILLIO  
R-DISTRICT 79



REP. BERYL AMEDEE  
R-DISTRICT 51



REP. RYAN BOURRIAQUE  
R-DISTRICT 7



REP. JOHN ILLG  
R-DISTRICT 78



REP. JOHN STEFANSKI  
R-DISTRICT 42



REP. JEAN-PAUL COUSSAN  
R-DISTRICT 45



REP. DODIE HORTON  
R-DISTRICT 9



REP. MIKE JOHNSON  
R-DISTRICT 90



REP. JACK MCFARLAND  
R-DISTRICT 13



REP. TONY BACALA  
R-DISTRICT 59



REP. TIM KERNER  
R-DISTRICT 84



REP. DANNY MCCORMICK  
R-DISTRICT 1



REP. JOE ORGERON  
R-DISTRICT 54



REP. CHUCK OWEN  
R-DISTRICT 30



REP. VINNEY ST. BLANC  
R-DISTRICT 50



REP. DEWITH CARRIER  
R-DISTRICT 32



REP. DARYL DESHOTEL  
R-DISTRICT 28



REP. LARRY FRIEMAN  
R-DISTRICT 74



REP. TANNER MAGEE  
R-DISTRICT 53



REP. PHILLIP TARVER  
R-DISTRICT 36



REP. BILL WHEAT  
R-DISTRICT 73



REP. RHONDA BUTLER  
R-DISTRICT 38



REP. RICHARD NELSON  
R-DISTRICT 89



REP. MARY DUBUISSON  
R-DISTRICT 90



REP. LANCE HARRIS  
R-DISTRICT 25



REP. GREG MILLER  
R-DISTRICT 56



REP. BUDDY MINCEY  
R-DISTRICT 71



REP. RODNEY SCHAMERHORN  
R-DISTRICT 24

# TERM HONORABLE MENTIONS:

## SENATE



85%

SEN. BOB HENSGENS  
R-DISTRICT 26



82%

SEN. JAY MORRIS  
R-DISTRICT 35

## HOUSE

### SPEAKER



84%

REP. CLAY SCHEXNAYDER  
R-DISTRICT 81



89%

REP. STUART BISHOP  
R-DISTRICT 43



89%

REP. VALARIE HODGES  
R-DISTRICT 64



89%

REP. BARRY IVEY  
R-DISTRICT 65



89%

REP. FRANCIS THOMPSON  
R-DISTRICT 19



89%

REP. MARK WRIGHT  
R-DISTRICT 77



87%

REP. KATHY EDMONSTON  
R-DISTRICT 88



87%

REP. SHERMAN MACK  
R-DISTRICT 95



86%

REP. NEIL RISER  
R-DISTRICT 20



85%

REP. MICKY MUSCARELLO  
R-DISTRICT 86



84%

REP. LARRY BAGLEY  
R-DISTRICT 7



82%

REP. STEPHANIE HILFERTY  
R-DISTRICT 94



80%

REP. MALINDA WHITE  
R-DISTRICT 75

# SESSION CHAMPIONS SNAPSHOT

## MOST VALUABLE POLICYMAKERS (MVPS):

100%

PRESIDENT PAGE CORTEZ	REP. BEAU BEAULLIEU	REP. RAYMOND GAROFALO	REP. JOE ORGERON
SEN. LOUIE BERNARD	REP. DEWITH CARRIER	REP. JONATHAN GOUDEAU	REP. THOMAS PRESSLY
SEN. HEATHER CLOUD	REP. PAULA DAVIS	REP. DODIE HORTON	REP. TROY ROMERO
SEN. FRANKLIN FOIL	REP. MICHAEL ECHOLS	REP. MIKE HUVAL	REP. LAURIE SCHLEGEL
SEN. CAMERON HENRY	REP. RICK EDMONDS	REP. JOHN ILLG	REP. ALAN SEABAUGH
SEN. CALEB KLEINPETER	REP. JULIE EMERSON	REP. TIM KERNER	REP. 'VINNEY' ST. BLANC
SEN. PATRICK MCMATH	REP. LES FARNUM	REP. JACK MCFARLAND	REP. POLLY THOMAS
SEN. BARROW PEACOCK	REP. GABE FIRMENT	REP. SCOTT MCKNIGHT	REP. DEBBIE VILLIO
SEN. KIRK TALBOT	REP. BRYAN FONTENOT	REP. WAYNE MCMAHEN	
SEN. GLEN WOMACK	REP. BARBARA FREIBERG	REP. BLAKE MIGUEZ	

## ALL-STARS:

90%+

SEN. STEWART CATHEY	REP. FOY GADBERRY	REP. FRANCIS THOMPSON
REP. RAYMOND CREWS	REP. MIKE JOHNSON	REP. JOHN STEFANSKI

## HONORABLE MENTIONS:

80%+

SEN. MARK ABRAHAM	SEN. ROBERT MILLS	REP. RYAN BOURRIAQUE	REP. C. TRAVIS JOHNSON
SEN. BRET ALLAIN	SEN. BETH MIZELL	REP. JEAN-PAUL COUSSAN	REP. CHUCK OWEN
SEN. PATRICK CONNICK	SEN. JAY MORRIS	REP. DARYL DESHOTEL	REP. BOB OWEN
SEN. MIKE FESI	SEN. MIKE REESE	REP. PHILLIP DEVILLIER	REP. RODNEY SCHAMERHORN
SEN. BOB HENSGENS	SEN. JEREMY STINE	REP. KATHY EDMONSTON	REP. CHRIS TURNER
SEN. SHARON HEWITT	REP. BERYL AMEDEE	REP. LANCE HARRIS	REP. MALINDA WHITE
SEN. EDDIE LAMBERT	REP. TONY BACALA	REP. VALARIE HODGES	REP. 'ZEE' ZERINGUE
SEN. BARRY MILLIGAN	REP. STUART BISHOP	REP. JASON HUGHES	

# SESSION SNAPSHOT SCORECARD

## SENATE

ABRAHAM	80%	KLEINPETER	100%
ALLAIN	80%	LAMBERT	80%
BARROW	33%	LUNEAU	27%
BERNARD	100%	MCMATH	100%
BOUDREAUX	23%	MILLIGAN	80%
BOUIE	23%	MILLS, F.	57%
CARTER	23%	MILLS, R.	87%
CATHEY	90%	MIZELL	80%
CLOUD	100%	MORRIS	80%
CONNICK	80%	PEACOCK	100%
CORTEZ	100%	POPE	17%
DUPLESSIS	33%	PRICE	13%
FESI	80%	REESE	80%
FIELDS	33%	SMITH	23%
FOIL	100%	STINE	80%
HARRIS	23%	TALBOT	100%
HENRY	100%	TARVER	13%
HENSGENS	87%	WHITE	79%
HEWITT	80%	WOMACK	100%
JACKSON	23%		

## HOUSE

ADAMS	50%	GADBERRY	90%	MCPMAHEN	100%
AMEDEE	80%	GAINES	33%	MIGUEZ	100%
BACALA	87%	GAROFALO	100%	MILLER, D.	63%
BAGLEY	60%	GEYMANN	69%	MILLER, G.	77%
BEAULLIEU	100%	GLOVER	60%	MINCEY	67%
BISHOP	84%	GOUDEAU	100%	MOORE	57%
BOURRIAGUE	83%	GREEN	57%	MUSCARELLO	57%
BOYD	47%	HARRIS	80%	NELSON	60%
BRASS	60%	HILFERTY	46%	NEWELL	40%
BROWN	54%	HODGES	80%	ORGERON	100%
BRYANT	63%	HOLLIS	71%	OWEN, C.	80%
BUTLER	73%	HORTON	100%	OWEN, R.	86%
CARPENTER	40%	HUGHES	83%	PHELPS	31%
CARRIER	100%	HUVAL	100%	PIERRE	33%
CARTER, R.	30%	ILLG	100%	PRESSLY	100%
CARTER, W.	46%	IVEY	67%	RISER	67%
CORMIER	22%	JEFFERSON	40%	ROMERO	100%
COUSSAN	83%	JENKINS	33%	SCHAMERHORN	80%
COX	25%	JOHNSON, M.	90%	SCHEXNAYDER	37%
CREWS	93%	JOHNSON, T.	83%	SCHLEGEL	100%
DAVIS	100%	JORDAN	48%	SEABAUGH	100%
DESHOTEL	88%	KERNER	100%	SELDERS	65%
DEVILLIER	87%	KNOX	70%	ST. BLANC	100%
DUBUISSON	68%	LACOMBE	63%	STAGNI	43%
ECHOLS	100%	LAFLEUR	70%	STEFANSKI	93%
EDMONDS	100%	LANDRY	30%	TARVER	67%
EDMONSTON	87%	LARVADAIN	53%	THOMAS	100%
EMERSON	100%	LYONS	63%	THOMPSON	90%
FARNUM	100%	MACK	57%	TURNER	87%
FIRMMENT	100%	MAGEE	76%	VILLIO	100%
FISHER	70%	MARCELLE	38%	WHEAT	77%
FONTENOT	100%	MARINO	27%	WHITE	85%
FREEMAN	43%	MCCORMICK	70%	WILLARD	63%
FREIBERG	100%	MCFARLAND	100%	WRIGHT	57%
FRIEMAN	74%	MCKNIGHT	100%	ZERINGUE	83%

# THE METHODOLOGY.



A check indicates the legislator voted with LABI's position on a bill.



An X indicates the legislator voted opposite of LABI's position on a bill. An X will deduct from their overall score.



An A indicates an excused absence or that a legislator was absent when LABI did not need their support. An A will not deduct from their overall score.



An A- indicates that the legislator was absent when LABI needed their support on a vote. An A- will deduct from their overall score.

**Note:** If a legislator was not present and voting for at least 80% of LABI's scorable votes, the legislator will not receive a score.

SENATE							TERM SCORE			SB 71 LEARNING PODS	SB 149 MIN. WAGE	SB 196 TPLF	HB 12 LITERACY
	2020	2021	2022	2023 SCORE			POSSIBLE	EARNED	SCORE	POINTS (N) WITH LABI 100 AGAINST LABI 23 ABSENT 15 ABSENT 0 EXCUSED 1	POINTS (N) WITH LABI 125 AGAINST LABI 24 ABSENT 14 ABSENT 0 EXCUSED 1	POINTS (Y) WITH LABI 125 AGAINST LABI 27 ABSENT 12 ABSENT 0 EXCUSED 0	POINTS (Y) WITH LABI 75 AGAINST LABI 28 ABSENT 11 ABSENT 0 EXCUSED 0
	SCORE	SCORE	SCORE	POSSIBLE	EARNED	SCORE	POSSIBLE	EARNED	SCORE				
ABRAHAM	100%	100%	93%	750	600	80%	4025	3800	94%	✓	✓	✓	✓
ALLAIN	100%	93%	100%	750	600	80%	3800	3575	94%	✓	✓	✓	✓
BARROW	41%	63%	18%	750	250	33%	3875	1575	41%	X	X	X	✓
BERNARD	100%	85%	88%	750	750	100%	3700	3450	93%	✓	✓	✓	✓
BOUDREAUX	100%	63%	24%	750	175	23%	3250	1475	45%	X	X	X	X
BOUIE	27%	63%	32%	750	175	23%	4050	1525	38%	X	X	X	X
CARTER*	16%*	31%*	20%	750	175	23%	3925	900	23%	X	X	X	X
CATHEY	100%	100%	85%	750	675	90%	3775	3575	95%	✓	✓	✓	✓
CLOUD	100%	100%	100%	750	750	100%	3875	3875	100%	✓	✓	✓	✓
CONNICK	83%	70%	71%	750	600	80%	4100	3100	76%	✓	✓	✓	✓
CORTEZ	100%	100%	93%	750	750	100%	4100	4025	98%	✓	✓	✓	✓
DUPLESSIS*	40%*	44%	51%	750	250	33%	4150	1775	43%	X	X	X	✓
FESI	100%	100%	93%	750	600	80%	3925	3700	94%	✓	✓	✓	✓
FIELDS	33%	63%	8%	750	250	33%	3625	1400	39%	X	X	X	✓
FOIL	96%	91%	85%	750	750	100%	4100	3800	93%	✓	✓	✓	✓
HARRIS	36%	63%	8%	750	175	23%	3675	1375	37%	X	X	X	X
HENRY	100%	100%	93%	750	750	100%	4100	4025	98%	✓	✓	✓	✓
HENSGENS	100%	78%	76%	750	650	87%	4000	3400	85%	X	✓	✓	✓
HEWITT	100%	100%	100%	750	600	80%	3900	3750	96%	✓	✓	✓	✓
JACKSON	23%	57%	17%	750	175	23%	3800	1225	32%	X	X	X	X
KLEINPETER	–	–	–	750	750	100%	–	–	–	✓	✓	✓	✓
LAMBERT	91%	85%	46%	750	600	80%	4050	3075	76%	✓	✓	✓	✓
LUNEAU	31%	63%	26%	650	175	27%	3875	1500	39%	A	X	X	X
MCMATH	100%	100%	92%	750	750	100%	3925	3850	98%	✓	✓	✓	✓
MILLIGAN	100%	100%	92%	750	600	80%	3800	3575	94%	✓	✓	✓	✓
MILLS, F.	96%	72%	44%	750	425	57%	4100	2825	69%	X	✓	✓	X
MILLS, R.	100%	100%	100%	750	650	87%	4100	4000	98%	✓	✓	✓	✓
MIZELL	96%	100%	100%	750	600	80%	4100	3900	95%	✓	✓	✓	✓
MORRIS	96%	78%	71%	750	600	80%	4100	3350	82%	✓	✓	✓	✓
PEACOCK	100%	100%	93%	750	750	100%	4100	4025	98%	✓	✓	✓	✓
POPE	85%	72%	32%	750	125	17%	4100	2275	55%	X	X	✓	X
PRICE	55%	63%	29%	750	100	13%	3975	1700	43%	X	X	X	X
REESE	100%	100%	93%	750	600	80%	4100	3875	95%	✓	✓	✓	✓
SMITH	71%	63%	22%	750	175	23%	4050	1925	48%	X	X	X	X
STINE	–	–	85%	750	600	80%	–	–	–	✓	✓	✓	✓
TALBOT	100%	100%	93%	750	750	100%	4100	4025	98%	✓	✓	✓	✓
TARVER	90%	63%	17%	750	100	13%	3225	1575	49%	X	X	X	X
WHITE	100%	100%	76%	475	375	79%	3475	3150	91%	X	A	✓	✓
WOMACK	100%	85%	85%	750	750	100%	4100	3775	92%	✓	✓	✓	✓

{\*} SCORES CALCULATED WITH HOUSE SCORES

SENATE							HB 103 FINANCIAL LITERACY			HB 462 FISC. TRANSPARENCY			HB 601 BAD FAITH AMEND.		
	2020	2021	2022	2023 SCORE			TERM SCORE			POINTS (Y)	POINTS (Y)	POINTS (N)			
	SCORE	SCORE	SCORE	POSSIBLE	EARNED	SCORE	POSSIBLE	EARNED	SCORE	75 WITH LABI 35 AGAINST LABI 2 ABSENT 2 EXCUSED 0	100 WITH LABI 37 AGAINST LABI 1 ABSENT 1 EXCUSED 0	150 WITH LABI 13 AGAINST LABI 25 ABSENT 0 EXCUSED 1			
ABRAHAM	100%	100%	93%	750	600	80%	4025	3800	94%	✓	✓	X			
ALLAIN	100%	93%	100%	750	600	80%	3800	3575	94%	✓	✓	X			
BARROW	41%	63%	18%	750	250	33%	3875	1575	41%	✓	✓	X			
BERNARD	100%	85%	88%	750	750	100%	3700	3450	93%	✓	✓	✓			
BOUDREAU	100%	63%	24%	750	175	23%	3250	1475	45%	✓	✓	X			
BOUIE	27%	63%	32%	750	175	23%	4050	1525	38%	✓	✓	X			
CARTER	16%*	31%*	20%	750	175	23%	3925	900	23%	✓	✓	X			
CATHEY	100%	100%	85%	750	675	90%	3775	3575	95%	A-	✓	✓			
CLOUD	100%	100%	100%	750	750	100%	3875	3875	100%	✓	✓	✓			
CONNICK	83%	70%	71%	750	600	80%	4100	3100	76%	✓	✓	X			
CORTEZ	100%	100%	93%	750	750	100%	4100	4025	98%	✓	✓	✓			
DUPLESSIS	40%*	44%	51%	750	250	33%	4150	1775	43%	✓	✓	X			
FESI	100%	100%	93%	750	600	80%	3925	3700	94%	✓	✓	X			
FIELDS	33%	63%	8%	750	250	33%	3625	1400	39%	✓	✓	X			
FOIL	96%	91%	85%	750	750	100%	4100	3800	93%	✓	✓	✓			
HARRIS	36%	63%	8%	750	175	23%	3675	1375	37%	✓	✓	X			
HENRY	100%	100%	93%	750	750	100%	4100	4025	98%	✓	✓	✓			
HENSGENS	100%	78%	76%	750	650	87%	4000	3400	85%	✓	✓	✓			
HEWITT	100%	100%	100%	750	600	80%	3900	3750	96%	✓	✓	X			
JACKSON	23%	57%	17%	750	175	23%	3800	1225	32%	✓	✓	X			
KLEINPETER	–	–	–	750	750	100%	–	–	–	✓	✓	✓			
LAMBERT	91%	85%	46%	750	600	80%	4050	3075	76%	✓	✓	X			
LUNEAU	31%	63%	26%	650	175	27%	3875	1500	39%	✓	✓	X			
MCMATH	100%	100%	92%	750	750	100%	3925	3850	98%	✓	✓	✓			
MILLIGAN	100%	100%	92%	750	600	80%	3800	3575	94%	✓	✓	X			
MILLS, F.	96%	72%	44%	750	425	57%	4100	2825	69%	✓	✓	X			
MILLS, R.	100%	100%	100%	750	650	87%	4100	4000	98%	✓	A-	✓			
MIZELL	96%	100%	100%	750	600	80%	4100	3900	95%	✓	✓	X			
MORRIS	96%	78%	71%	750	600	80%	4100	3350	82%	✓	✓	X			
PEACOCK	100%	100%	93%	750	750	100%	4100	4025	98%	✓	✓	✓			
POPE	85%	72%	32%	750	125	17%	4100	2275	55%	X	X	X			
PRICE	55%	63%	29%	750	100	13%	3975	1700	43%	X	✓	X			
REESE	100%	100%	93%	750	600	80%	4100	3875	95%	✓	✓	X			
SMITH	71%	63%	22%	750	175	23%	4050	1925	48%	✓	✓	X			
STINE	–	–	85%	750	600	80%	–	–	–	✓	✓	X			
TALBOT	100%	100%	93%	750	750	100%	4100	4025	98%	✓	✓	✓			
TARVER	90%	63%	17%	750	100	13%	3225	1575	49%	A-	✓	X			
WHITE	100%	100%	76%	475	375	79%	3475	3150	91%	✓	✓	A			
WOMACK	100%	85%	85%	750	750	100%	4100	3775	92%	✓	✓	✓			

{\*} SCORES CALCULATED WITH HOUSE SCORES

HOUSE							TERM SCORE			HB 9 EXCP. ESA	HB 12 LITERACY	HB 98 UNIVERSAL ESA	HB 103 FINANCIAL LITERACY
	2020	2021	2022	2023 SCORE			POSSIBLE	EARNED	SCORE	POINTS (Y) WITH LABI AGAINST LABI ABSENT EXCUSED	POINTS (Y) WITH LABI AGAINST LABI ABSENT EXCUSED	POINTS (Y) WITH LABI AGAINST LABI ABSENT EXCUSED	POINTS (Y) WITH LABI AGAINST LABI ABSENT EXCUSED
	SCORE	SCORE	SCORE	POSSIBLE	EARNED	SCORE	POSSIBLE	EARNED	SCORE	50 94 3 6 2	75 88 15 2 0	100 61 37 5 2	50 97 0 7 1
ADAMS	77%	75%	81%	750	375	50%	4150	3000	72%	✓	✓	X	✓
AMEDEE	100%	100%	92%	750	600	80%	4150	3925	95%	✓	✓	✓	✓
BACALA	100%	100%	81%	750	650	87%	4150	3875	93%	✓	✓	X	✓
BAGLEY	100%	86%	80%	750	450	60%	3900	3275	84%	✓	✓	X	✓
BEAULLIEU	100%	100%	95%	625	625	100%	4025	3975	99%	✓	✓	✓	✓
BISHOP	100%	87%	80%	625	525	84%	3925	3475	89%	✓	✓	✓	✓
BOURRIAQUE	100%	92%	100%	600	500	83%	3950	3750	95%	✓	✓	✓	✓
BOYD	-	-	30%	750	350	47%	1675	625	37%	A-	X	X	✓
BRASS	84%	62%	54%	750	450	60%	4100	2700	66%	✓	X	X	✓
BROWN	89%	59%	57%	600	325	54%	3875	2575	66%	✓	✓	X	✓
BRYANT	51%	56%	46%	750	475	63%	4000	2150	54%	✓	✓	A-	✓
BUTLER	100%	87%	100%	750	550	73%	4050	3675	91%	✓	✓	✓	✓
CARPENTER	57%	35%	30%	750	300	40%	4150	1700	41%	✓	X	X	✓
CARRIER	94%	80%	100%	750	750	100%	4075	3750	92%	✓	✓	✓	✓
CARTER, R.	38%	20%	35%	750	225	30%	4075	1250	31%	✓	✓	X	✓
CARTER, W.	39%	19%	29%	700	325	46%	3875	1225	32%	X	✓	X	✓
CORMIER	47%	40%	59%	675	150	22%	4075	1775	44%	✓	X	X	✓
COUSSAN	96%	94%	100%	750	625	83%	4150	3900	94%	✓	✓	✓	✓
COX	69%	27%	6%	600	150	25%	3400	1000	29%	✓	X	X	✓
CREWS	100%	100%	92%	750	700	93%	4150	4025	97%	✓	✓	✓	✓
DAVIS	100%	88%	100%	600	600	100%	4000	3850	96%	✓	✓	A	A
DESHOTEL	100%	87%	94%	600	525	88%	3875	3575	92%	✓	✓	✓	✓
DEVILLIER	100%	100%	100%	750	650	87%	4000	3900	98%	✓	✓	✓	✓
DUBUISSON	100%	87%	100%	700	475	68%	4100	3700	90%	✓	✓	✓	✓
ECHOLS	100%	100%	86%	750	750	100%	4150	4025	97%	✓	✓	✓	✓
EDMONDS	100%	100%	100%	750	750	100%	4100	4100	100%	✓	✓	✓	✓
EDMONSTON	100%	75%	86%	750	650	87%	4150	3600	87%	✓	✓	A-	✓
EMERSON	100%	100%	92%	750	750	100%	4150	4075	98%	✓	✓	✓	✓
FARNUM	100%	100%	91%	700	700	100%	3925	3850	98%	✓	✓	✓	✓
FIRMENT	100%	87%	100%	750	750	100%	4150	3975	96%	✓	✓	✓	✓
FISHER	-	-	59%	750	525	70%	1675	1075	64%	✓	✓	X	✓
FONTENOT	100%	88%	100%	700	700	100%	4025	3875	96%	✓	✓	✓	✓
FREEMAN	77%	77%	89%	700	300	43%	4100	3025	74%	A	✓	X	✓
FREIBERG	100%	100%	100%	750	750	100%	4150	4150	100%	✓	✓	✓	✓
FRIEMAN	100%	94%	92%	675	500	74%	4075	3750	92%	✓	✓	✓	✓
GADBERRY	100%	92%	100%	750	675	90%	4150	3975	96%	✓	✓	✓	✓
GAINES	38%	29%	41%	675	225	33%	3825	1325	35%	✓	A-	A-	✓
GAROFALO	100%	100%	100%	750	750	100%	3925	3925	100%	✓	✓	✓	✓
GEYMANN	-	83%	68%	650	450	69%	2800	2100	75%	✓	✓	✓	A-
GLOVER	-	27%	29%	750	450	60%	2825	1025	36%	A-	✓	X	✓
GOUDEAU	100%	100%	100%	750	750	100%	3950	3950	100%	✓	✓	✓	✓
GREEN	57%	50%	49%	700	400	57%	4100	2175	53%	✓	X	X	✓
HARRIS	100%	92%	84%	750	600	80%	4150	3750	90%	✓	✓	✓	✓
HILFERTY	96%	86%	83%	600	275	46%	3725	3050	82%	✓	✓	✓	A-
HODGES	100%	92%	81%	750	600	80%	3600	3200	89%	✓	✓	✓	✓
HOLLIS	100%	71%	68%	600	425	71%	3400	2600	76%	A-	✓	✓	✓
HORTON	100%	88%	92%	750	750	100%	4075	3850	94%	✓	✓	✓	✓
HUGHES	51%	53%	77%	750	625	83%	3775	2425	64%	✓	✓	✓	✓
HUVAL	100%	92%	100%	750	750	100%	4075	3975	98%	✓	✓	✓	✓
ILLG	94%	88%	100%	750	750	100%	4150	3925	95%	✓	✓	✓	✓
IVEY	96%	88%	100%	750	500	67%	4100	3650	89%	✓	✓	✓	✓
JEFFERSON	49%	42%	43%	750	300	40%	4150	1825	44%	✓	X	X	✓



HOUSE	2023 SCORE						TERM SCORE			HB 9 EXCP. ESA		HB 12 LITERACY		HB 98 UNIVERSAL ESA		HB 103 FINANCIAL LITERACY	
	2020	2021	2022	POSSIBLE	EARNED	SCORE	POSSIBLE	EARNED	SCORE	POINTS (Y) WITH LABI AGAINST LABI ABSENT EXCUSED	50 94 3 6 2	POINTS (Y) WITH LABI AGAINST LABI ABSENT EXCUSED	75 88 15 2 0	POINTS (Y) WITH LABI AGAINST LABI ABSENT EXCUSED	100 61 37 5 2	POINTS (Y) WITH LABI AGAINST LABI ABSENT EXCUSED	50 97 0 7 1
	SCORE	SCORE	SCORE														
JENKINS	57%	35%	35%	750	250	33%	4150	1700	41%	A-		A-		X		✓	
JOHNSON, M.	100%	87%	100%	750	675	90%	4150	3900	94%	✓		✓		✓		✓	
JOHNSON, T.	76%	50%	59%	600	500	83%	4000	2650	66%	A-		✓		✓		✓	
JORDAN	52%	48%	31%	675	325	48%	3825	1750	46%	✓		X		X		✓	
KERNER	94%	83%	100%	750	750	100%	4150	3850	93%	✓		✓		✓		✓	
KNOX	–	–	–	750	525	70%	750	525	70%	✓		✓		X		✓	
LACOMBE	83%	51%	65%	600	375	63%	3775	2450	65%	✓		✓		X		✓	
LAFLEUR	–	–	59%	750	525	70%	1675	1075	64%	✓		✓		X		✓	
LANDRY	24%	21%	38%	750	225	30%	4000	1100	28%	✓		✓		X		✓	
LARVADAIN	37%	21%	35%	750	400	53%	4050	1400	35%	✓		X		X		✓	
LYONS	45%	50%	35%	600	375	63%	3925	1850	47%	✓		✓		X		✓	
MACK	100%	94%	84%	750	425	57%	4150	3600	87%	✓		✓		✓		✓	
MAGEE	95%	100%	91%	625	475	76%	3650	3375	92%	✓		✓		✓		A-	
MARCELLE	25%	6%	35%	650	250	38%	3675	850	23%	✓		X		X		✓	
MARINO	80%	81%	95%	750	200	27%	4000	2950	74%	✓		X		X		A-	
MCCORMICK	100%	100%	92%	750	525	70%	4150	3850	93%	✓		X		✓		✓	
MCFARLAND	100%	81%	100%	625	625	100%	3975	3725	94%	✓		✓		✓		✓	
MCKNIGHT	100%	94%	100%	675	675	100%	4075	4000	98%	✓		✓		✓		✓	
MCPMAHEN	100%	100%	100%	750	750	100%	4075	4075	100%	✓		✓		✓		✓	
MIGUEZ	100%	94%	92%	750	750	100%	4075	3925	96%	✓		✓		✓		✓	
MILLER, D.	59%	48%	41%	750	475	63%	3950	2050	52%	✓		✓		✓		✓	
MILLER, G.	96%	92%	89%	750	575	77%	4150	3725	90%	✓		✓		X		✓	
MINCEY	100%	92%	94%	750	500	67%	4050	3650	90%	✓		✓		X		✓	
MOORE	72%	35%	0%	750	425	57%	4075	1725	42%	✓		✓		X		✓	
MUSCARELLO	96%	83%	92%	750	425	57%	4100	3425	84%	✓		✓		✓		✓	
NELSON	100%	100%	92%	750	450	60%	4100	3725	91%	✓		✓		✓		✓	
NEWELL	32%	33%	41%	750	300	40%	4000	1425	36%	✓		X		X		✓	
ORGERON	–	94%	86%	650	650	100%	2875	2675	93%	✓		✓		✓		✓	
OWEN, C.	100%	100%	86%	750	600	80%	4150	3875	93%	✓		✓		✓		✓	
OWEN, R.	100%	94%	100%	525	450	86%	3800	3650	96%	A		✓		✓		✓	
PHELPS	28%	21%	22%	650	200	31%	3850	950	25%	X		X		X		A-	
PIERRE	68%	48%	49%	750	250	33%	4150	2125	51%	X		X		X		✓	
PRESSLY	100%	100%	100%	750	750	100%	4150	4150	100%	✓		✓		✓		✓	
RISER	100%	81%	93%	750	500	67%	3925	3375	86%	✓		✓		X		✓	
ROMERO	100%	100%	100%	750	750	100%	4100	4100	100%	✓		✓		✓		✓	
SCHAMERHORN	100%	87%	92%	750	600	80%	4150	3750	90%	✓		✓		✓		✓	
SCHEXNAYDER	96%	100%	94%	750	275	37%	3875	3300	85%	✓		✓		X		✓	
SCHLEGEL	–	100%	100%	750	750	100%	2725	2725	100%	✓		✓		✓		✓	
SEABAUGH	100%	94%	100%	750	750	100%	4150	4075	98%	✓		✓		✓		✓	
SELDERS	54%	48%	73%	650	425	65%	3850	2250	58%	✓		✓		A-		✓	
ST. BLANC	100%	77%	100%	750	750	100%	4050	3750	93%	✓		✓		✓		✓	
STAGNI	80%	69%	65%	750	325	43%	4000	2650	66%	A-		✓		X		✓	
STEFANSKI	96%	94%	95%	750	700	93%	4150	3925	95%	✓		✓		✓		A-	
TARVER	100%	100%	91%	750	500	67%	4100	3775	92%	✓		✓		A-		✓	
THOMAS	100%	94%	100%	750	750	100%	3900	3825	98%	✓		✓		✓		✓	
THOMPSON	95%	81%	93%	750	675	90%	3800	3375	89%	✓		✓		✓		✓	
TURNER	100%	100%	100%	750	650	87%	4075	3975	98%	✓		✓		✓		✓	
VILLIO	94%	94%	100%	750	750	100%	4150	4000	96%	✓		✓		✓		✓	
WHEAT	100%	87%	100%	650	500	77%	4050	3725	92%	✓		✓		A		✓	
WHITE	88%	71%	77%	675	575	85%	3750	3000	80%	✓		✓		X		✓	
WILLARD	44%	29%	38%	750	475	63%	3950	1625	41%	✓		✓		X		✓	
WRIGHT	100%	92%	100%	750	425	57%	4000	3575	89%	✓		✓		✓		A-	
ZERINGUE	100%	100%	100%	750	625	83%	4000	3875	97%	✓		✓		✓		✓	

HOUSE							HB 120 CCS	HB 252 INSURANCE ADVERTISING	HB 267 CSS	HB 462 FISC. TRANSPARENCY			
	2020	2021	2022	2023 SCORE			TERM SCORE			POINTS (N) WITH LABI AGAINST LABI ABSENT EXCUSED	POINTS (N) WITH LABI AGAINST LABI ABSENT EXCUSED	POINTS (N) WITH LABI AGAINST LABI ABSENT EXCUSED	POINTS (Y) WITH LABI AGAINST LABI ABSENT EXCUSED
	SCORE	SCORE	SCORE	POSSIBLE	EARNED	SCORE	POSSIBLE	EARNED	SCORE	75 72 27 0 9	50 68 27 0 10	75 75 24 0 6	50 67 27 4 3
ADAMS	77%	75%	81%	750	375	50%	4150	3000	72%	✓	X	✓	✓
AMEDEE	100%	100%	92%	750	600	80%	4150	3925	95%	X	✓	X	✓
BACALA	100%	100%	81%	750	650	87%	4150	3875	93%	✓	✓	✓	✓
BAGLEY	100%	86%	80%	750	450	60%	3900	3275	84%	X	✓	✓	✓
BEAULLIEU	100%	100%	95%	625	625	100%	4025	3975	99%	✓	✓	✓	✓
BISHOP	100%	87%	80%	625	525	84%	3925	3475	89%	✓	✓	✓	✓
BOURRIQUE	100%	92%	100%	600	500	83%	3950	3750	95%	A	✓	A	✓
BOYD	-	-	30%	750	350	47%	1675	625	37%	✓	X	✓	✓
BRASS	84%	62%	54%	750	450	60%	4100	2700	66%	✓	✓	✓	✓
BROWN	89%	59%	57%	600	325	54%	3875	2575	66%	A	X	A	✓
BRYANT	51%	56%	46%	750	475	63%	4000	2150	54%	✓	X	✓	✓
BUTLER	100%	87%	100%	750	550	73%	4050	3675	91%	X	✓	✓	✓
CARPENTER	57%	35%	30%	750	300	40%	4150	1700	41%	✓	X	✓	✓
CARRIER	94%	80%	100%	750	750	100%	4075	3750	92%	✓	✓	✓	✓
CARTER, R.	38%	20%	35%	750	225	30%	4075	1250	31%	X	X	X	✓
CARTER, W.	39%	19%	29%	700	325	46%	3875	1225	32%	✓	A	✓	✓
CORMIER	47%	40%	59%	675	150	22%	4075	1775	44%	X	X	A	✓
COUSSAN	96%	94%	100%	750	625	83%	4150	3900	94%	✓	✓	✓	✓
COX	69%	27%	6%	600	150	25%	3400	1000	29%	A	X	A	✓
CREWS	100%	100%	92%	750	700	93%	4150	4025	97%	✓	✓	✓	A-
DAVIS	100%	88%	100%	600	600	100%	4000	3850	96%	✓	✓	✓	✓
DESHOTEL	100%	87%	94%	600	525	88%	3875	3575	92%	✓	A	X	✓
DEVILLIER	100%	100%	100%	750	650	87%	4000	3900	98%	✓	✓	✓	✓
DUBUISSON	100%	87%	100%	700	475	68%	4100	3700	90%	✓	A	✓	✓
ECHOLS	100%	100%	86%	750	750	100%	4150	4025	97%	✓	✓	✓	✓
EDMONDS	100%	100%	100%	750	750	100%	4100	4100	100%	✓	✓	✓	✓
EDMONSTON	100%	75%	86%	750	650	87%	4150	3600	87%	✓	✓	✓	✓
EMERSON	100%	100%	92%	750	750	100%	4150	4075	98%	✓	✓	✓	✓
FARNUM	100%	100%	91%	700	700	100%	3925	3850	98%	✓	✓	✓	A
FIRMENT	100%	87%	100%	750	750	100%	4150	3975	96%	✓	✓	✓	✓
FISHER	-	-	59%	750	525	70%	1675	1075	64%	✓	✓	✓	✓
FONTENOT	100%	88%	100%	700	700	100%	4025	3875	96%	✓	✓	✓	A
FREEMAN	77%	77%	89%	700	300	43%	4100	3025	74%	X	X	X	✓
FREIBERG	100%	100%	100%	750	750	100%	4150	4150	100%	✓	✓	✓	✓
FRIEMAN	100%	94%	92%	675	500	74%	4075	3750	92%	X	✓	A	✓
GADBERRY	100%	92%	100%	750	675	90%	4150	3975	96%	✓	✓	X	✓
GAINES	38%	29%	41%	675	225	33%	3825	1325	35%	A	X	✓	✓
GAROFALO	100%	100%	100%	750	750	100%	3925	3925	100%	✓	✓	✓	✓
GEYMANN	-	83%	68%	650	450	69%	2800	2100	75%	X	✓	X	✓
GLOVER	-	27%	29%	750	450	60%	2825	1025	36%	✓	X	✓	✓
GOUDEAU	100%	100%	100%	750	750	100%	3950	3950	100%	✓	✓	✓	✓
GREEN	57%	50%	49%	700	400	57%	4100	2175	53%	✓	A	✓	✓
HARRIS	100%	92%	84%	750	600	80%	4150	3750	90%	X	✓	X	✓
HILFERTY	96%	86%	83%	600	275	46%	3725	3050	82%	X	A	X	✓
HODGES	100%	92%	81%	750	600	80%	3600	3200	89%	X	✓	✓	✓
HOLLIS	100%	71%	68%	600	425	71%	3400	2600	76%	✓	A	✓	✓
HORTON	100%	88%	92%	750	750	100%	4075	3850	94%	✓	✓	✓	✓
HUGHES	51%	53%	77%	750	625	83%	3775	2425	64%	✓	✓	✓	✓
HUVAL	100%	92%	100%	750	750	100%	4075	3975	98%	✓	✓	✓	✓
ILLG	94%	88%	100%	750	750	100%	4150	3925	95%	✓	✓	✓	✓
IVEY	96%	88%	100%	750	500	67%	4100	3650	89%	X	✓	X	✓
JEFFERSON	49%	42%	43%	750	300	40%	4150	1825	44%	✓	X	✓	✓

HOUSE							HB 120 CCS		HB 252 INSURANCE ADVERTISING		HB 267 CCS		HB 462 FISC. TRANSPARENCY				
	2020	2021	2022	2023 SCORE			TERM SCORE			POINTS (N) WITH LABI AGAINST LABI ABSENT EXCUSED	75 72 27 0 9	POINTS (N) WITH LABI AGAINST LABI ABSENT EXCUSED	50 68 27 0 10	POINTS (N) WITH LABI AGAINST LABI ABSENT EXCUSED	75 75 24 0 6	POINTS (Y) WITH LABI AGAINST LABI ABSENT EXCUSED	50 67 27 4 3
	SCORE	SCORE	SCORE	POSSIBLE	EARNED	SCORE	POSSIBLE	EARNED	SCORE								
JENKINS	57%	35%	35%	750	250	33%	4150	1700	41%	✓		X	✓	✓			
JOHNSON, M.	100%	87%	100%	750	675	90%	4150	3900	94%	✓	✓	✓	X	✓			
JOHNSON, T.	76%	50%	59%	600	500	83%	4000	2650	66%	✓	A	✓	✓	X			
JORDAN	52%	48%	31%	675	325	48%	3825	1750	46%	A	X	✓	✓	✓			
KERNER	94%	83%	100%	750	750	100%	4150	3850	93%	✓	✓	✓	✓	✓			
KNOX	–	–	–	750	525	70%	750	525	70%	✓	✓	✓	✓	✓			
LACOMBE	83%	51%	65%	600	375	63%	3775	2450	65%	✓	A	✓	✓	✓			
LAFLEUR	–	–	59%	750	525	70%	1675	1075	64%	✓	✓	✓	✓	✓			
LANDRY	24%	21%	38%	750	225	30%	4000	1100	28%	X	X	X	X	✓			
LARVADAIN	37%	21%	35%	750	400	53%	4050	1400	35%	✓	X	✓	✓	✓			
LYONS	45%	50%	35%	600	375	63%	3925	1850	47%	✓	A	✓	✓	✓			
MACK	100%	94%	84%	750	425	57%	4150	3600	87%	X	X	X	X	✓			
MAGEE	95%	100%	91%	625	475	76%	3650	3375	92%	✓	X	✓	✓	A-			
MARCELLE	25%	6%	35%	650	250	38%	3675	850	23%	✓	X	✓	✓	A-			
MARINO	80%	81%	95%	750	200	27%	4000	2950	74%	X	X	X	X	✓			
MCCORMICK	100%	100%	92%	750	525	70%	4150	3850	93%	X	✓	✓	X	✓			
MCFARLAND	100%	81%	100%	625	625	100%	3975	3725	94%	✓	✓	✓	✓	✓			
MCKNIGHT	100%	94%	100%	675	675	100%	4075	4000	98%	A	✓	✓	✓	✓			
MCMAHEN	100%	100%	100%	750	750	100%	4075	4075	100%	✓	✓	✓	✓	✓			
MIGUEZ	100%	94%	92%	750	750	100%	4075	3925	96%	✓	✓	✓	✓	✓			
MILLER, D.	59%	48%	41%	750	475	63%	3950	2050	52%	✓	X	✓	✓	✓			
MILLER, G.	96%	92%	89%	750	575	77%	4150	3725	90%	X	✓	✓	✓	✓			
MINCEY	100%	92%	94%	750	500	67%	4050	3650	90%	X	✓	✓	X	✓			
MOORE	72%	35%	0%	750	425	57%	4075	1725	42%	✓	✓	✓	✓	✓			
MUSCARELLO	96%	83%	92%	750	425	57%	4100	3425	84%	X	X	X	X	✓			
NELSON	100%	100%	92%	750	450	60%	4100	3725	91%	X	✓	✓	✓	✓			
NEWELL	32%	33%	41%	750	300	40%	4000	1425	36%	✓	X	✓	✓	✓			
ORGERON	–	94%	86%	650	650	100%	2875	2675	93%	✓	✓	✓	✓	✓			
OWEN, C.	100%	100%	86%	750	600	80%	4150	3875	93%	X	✓	✓	X	✓			
OWEN, R.	100%	94%	100%	525	450	86%	3800	3650	96%	X	A	✓	✓	A			
PHELPS	28%	21%	22%	650	200	31%	3850	950	25%	✓	X	✓	✓	✓			
PIERRE	68%	48%	49%	750	250	33%	4150	2125	51%	✓	X	✓	✓	✓			
PRESSLY	100%	100%	100%	750	750	100%	4150	4150	100%	✓	✓	✓	✓	✓			
RISER	100%	81%	93%	750	500	67%	3925	3375	86%	X	✓	✓	X	✓			
ROMERO	100%	100%	100%	750	750	100%	4100	4100	100%	✓	✓	✓	✓	✓			
SCHAMERHORN	100%	87%	92%	750	600	80%	4150	3750	90%	X	✓	✓	X	✓			
SCHEXNAYDER	96%	100%	94%	750	275	37%	3875	3300	85%	X	✓	✓	X	✓			
SCHLEGEL	–	100%	100%	750	750	100%	2725	2725	100%	✓	✓	✓	✓	✓			
SEABAUGH	100%	94%	100%	750	750	100%	4150	4075	98%	✓	✓	✓	✓	✓			
SELDERS	54%	48%	73%	650	425	65%	3850	2250	58%	✓	✓	✓	✓	✓			
ST. BLANC	100%	77%	100%	750	750	100%	4050	3750	93%	✓	✓	✓	✓	✓			
STAGNI	80%	69%	65%	750	325	43%	4000	2650	66%	✓	X	✓	✓	✓			
STEFANSKI	96%	94%	95%	750	700	93%	4150	3925	95%	✓	✓	✓	✓	✓			
TARVER	100%	100%	91%	750	500	67%	4100	3775	92%	X	✓	✓	X	✓			
THOMAS	100%	94%	100%	750	750	100%	3900	3825	98%	✓	✓	✓	✓	✓			
THOMPSON	95%	81%	93%	750	675	90%	3800	3375	89%	✓	✓	✓	X	✓			
TURNER	100%	100%	100%	750	650	87%	4075	3975	98%	✓	✓	✓	✓	✓			
VILLIO	94%	94%	100%	750	750	100%	4150	4000	96%	✓	✓	✓	✓	✓			
WHEAT	100%	87%	100%	650	500	77%	4050	3725	92%	X	✓	✓	X	✓			
WHITE	88%	71%	77%	675	575	85%	3750	3000	80%	✓	✓	✓	A	✓			
WILLARD	44%	29%	38%	750	475	63%	3950	1625	41%	✓	X	✓	✓	✓			
WRIGHT	100%	92%	100%	750	425	57%	4000	3575	89%	✓	✓	✓	✓	A-			
ZERINGUE	100%	100%	100%	750	625	83%	4000	3875	97%	✓	✓	✓	✓	✓			

HOUSE							HB 487 TAX		SB 196 TPLF		
	2020	2021	2022	2023 SCORE			TERM SCORE			POINTS (N) WITH LABI	POINTS (Y) WITH LABI
	SCORE	SCORE	SCORE	POSSIBLE	EARNED	SCORE	POSSIBLE	EARNED	SCORE	50	125
										67	55
										27	28
										0	17
										11	5
ADAMS	77%	75%	81%	750	375	50%	4150	3000	72%	X	X
AMEDEE	100%	100%	92%	750	600	80%	4150	3925	95%	✓	✓
BACALA	100%	100%	81%	750	650	87%	4150	3875	93%	✓	✓
BAGLEY	100%	86%	80%	750	450	60%	3900	3275	84%	✓	A-
BEAULLIEU	100%	100%	95%	625	625	100%	4025	3975	99%	✓	A
BISHOP	100%	87%	80%	625	525	84%	3925	3475	89%	X	A
BOURRIQUE	100%	92%	100%	600	500	83%	3950	3750	95%	X	✓
BOYD	–	–	30%	750	350	47%	1675	625	37%	✓	X
BRASS	84%	62%	54%	750	450	60%	4100	2700	66%	✓	X
BROWN	89%	59%	57%	600	325	54%	3875	2575	66%	✓	X
BRYANT	51%	56%	46%	750	475	63%	4000	2150	54%	✓	X
BUTLER	100%	87%	100%	750	550	73%	4050	3675	91%	✓	A-
CARPENTER	57%	35%	30%	750	300	40%	4150	1700	41%	X	X
CARRIER	94%	80%	100%	750	750	100%	4075	3750	92%	✓	✓
CARTER, R.	38%	20%	35%	750	225	30%	4075	1250	31%	X	X
CARTER, W.	39%	19%	29%	700	325	46%	3875	1225	32%	X	X
CORMIER	47%	40%	59%	675	150	22%	4075	1775	44%	X	X
COUSSAN	96%	94%	100%	750	625	83%	4150	3900	94%	✓	A-
COX	69%	27%	6%	600	150	25%	3400	1000	29%	X	A-
CREWS	100%	100%	92%	750	700	93%	4150	4025	97%	✓	✓
DAVIS	100%	88%	100%	600	600	100%	4000	3850	96%	✓	✓
DESHOTEL	100%	87%	94%	600	525	88%	3875	3575	92%	A	✓
DEVILLIER	100%	100%	100%	750	650	87%	4000	3900	98%	X	✓
DUBUISSON	100%	87%	100%	700	475	68%	4100	3700	90%	X	A-
ECHOLS	100%	100%	86%	750	750	100%	4150	4025	97%	✓	✓
EDMONDS	100%	100%	100%	750	750	100%	4100	4100	100%	✓	✓
EDMONSTON	100%	75%	86%	750	650	87%	4150	3600	87%	✓	✓
EMERSON	100%	100%	92%	750	750	100%	4150	4075	98%	✓	✓
FARNUM	100%	100%	91%	700	700	100%	3925	3850	98%	✓	✓
FIRMENT	100%	87%	100%	750	750	100%	4150	3975	96%	✓	✓
FISHER	–	–	59%	750	525	70%	1675	1075	64%	✓	X
FONTENOT	100%	88%	100%	700	700	100%	4025	3875	96%	✓	✓
FREEMAN	77%	77%	89%	700	300	43%	4100	3025	74%	X	✓
FREIBERG	100%	100%	100%	750	750	100%	4150	4150	100%	✓	✓
FRIEMAN	100%	94%	92%	675	500	74%	4075	3750	92%	X	✓
GADBERRY	100%	92%	100%	750	675	90%	4150	3975	96%	✓	✓
GAINES	38%	29%	41%	675	225	33%	3825	1325	35%	X	X
GAROFALO	100%	100%	100%	750	750	100%	3925	3925	100%	✓	✓
GEYMANN	–	83%	68%	650	450	69%	2800	2100	75%	A	✓
GLOVER	–	27%	29%	750	450	60%	2825	1025	36%	X	✓
GOUDEAU	100%	100%	100%	750	750	100%	3950	3950	100%	✓	✓
GREEN	57%	50%	49%	700	400	57%	4100	2175	53%	✓	A-
HARRIS	100%	92%	84%	750	600	80%	4150	3750	90%	✓	✓
HILFERTY	96%	86%	83%	600	275	46%	3725	3050	82%	A	A-
HODGES	100%	92%	81%	750	600	80%	3600	3200	89%	✓	✓
HOLLIS	100%	71%	68%	600	425	71%	3400	2600	76%	A	A-
HORTON	100%	88%	92%	750	750	100%	4075	3850	94%	✓	✓
HUGHES	51%	53%	77%	750	625	83%	3775	2425	64%	✓	X
HUVAL	100%	92%	100%	750	750	100%	4075	3975	98%	✓	✓
ILLG	94%	88%	100%	750	750	100%	4150	3925	95%	✓	✓
IVEY	96%	88%	100%	750	500	67%	4100	3650	89%	X	✓
JEFFERSON	49%	42%	43%	750	300	40%	4150	1825	44%	X	X

HOUSE							HB 487 TAX		SB 196 TPLF		
	2020	2021	2022	2023 SCORE			TERM SCORE			POINTS (N) WITH LABI	POINTS (Y) WITH LABI
	SCORE	SCORE	SCORE	POSSIBLE	EARNED	SCORE	POSSIBLE	EARNED	SCORE	50 67	125 55
										AGAINST LABI	AGAINST LABI
										0	28
										11	17
										EXCUSED	EXCUSED
											5
JENKINS	57%	35%	35%	750	250	33%	4150	1700	41%	X	A-
JOHNSON, M.	100%	87%	100%	750	675	90%	4150	3900	94%	✓	X
JOHNSON, T.	76%	50%	59%	600	500	83%	4000	2650	66%	A	X
JORDAN	52%	48%	31%	675	325	48%	3825	1750	46%	✓	X
KERNER	94%	83%	100%	750	750	100%	4150	3850	93%	✓	X
KNOX	–	–	–	750	525	70%	750	525	70%	✓	X
LACOMBE	83%	51%	65%	600	375	63%	3775	2450	65%	A	X
LAFLEUR	–	–	59%	750	525	70%	1675	1075	64%	✓	X
LANDRY	24%	21%	38%	750	225	30%	4000	1100	28%	X	A-
LARVADAIN	37%	21%	35%	750	400	53%	4050	1400	35%	✓	A-
LYONS	45%	50%	35%	600	375	63%	3925	1850	47%	A	A-
MACK	100%	94%	84%	750	425	57%	4150	3600	87%	✓	X
MAGEE	95%	100%	91%	625	475	76%	3650	3375	92%	✓	A
MARCELLE	25%	6%	35%	650	250	38%	3675	850	23%	A	X
MARINO	80%	81%	95%	750	200	27%	4000	2950	74%	✓	X
MCCORMICK	100%	100%	92%	750	525	70%	4150	3850	93%	✓	X
MCFARLAND	100%	81%	100%	625	625	100%	3975	3725	94%	✓	A
MCKNIGHT	100%	94%	100%	675	675	100%	4075	4000	98%	✓	X
MCPMAHEN	100%	100%	100%	750	750	100%	4075	4075	100%	✓	X
MIGUEZ	100%	94%	92%	750	750	100%	4075	3925	96%	✓	X
MILLER, D.	59%	48%	41%	750	475	63%	3950	2050	52%	X	X
MILLER, G.	96%	92%	89%	750	575	77%	4150	3725	90%	✓	X
MINCEY	100%	92%	94%	750	500	67%	4050	3650	90%	✓	X
MOORE	72%	35%	0%	750	425	57%	4075	1725	42%	X	X
MUSCARELLO	96%	83%	92%	750	425	57%	4100	3425	84%	✓	X
NELSON	100%	100%	92%	750	450	60%	4100	3725	91%	X	A-
NEWELL	32%	33%	41%	750	300	40%	4000	1425	36%	X	X
ORGERON	–	94%	86%	650	650	100%	2875	2675	93%	A	X
OWEN, C.	100%	100%	86%	750	600	80%	4150	3875	93%	✓	X
OWEN, R.	100%	94%	100%	525	450	86%	3800	3650	96%	✓	A
PHELPS	28%	21%	22%	650	200	31%	3850	950	25%	A	A-
PIERRE	68%	48%	49%	750	250	33%	4150	2125	51%	X	X
PRESSLY	100%	100%	100%	750	750	100%	4150	4150	100%	✓	X
RISER	100%	81%	93%	750	500	67%	3925	3375	86%	✓	X
ROMERO	100%	100%	100%	750	750	100%	4100	4100	100%	✓	X
SCHAMERHORN	100%	87%	92%	750	600	80%	4150	3750	90%	✓	X
SCHEXNAYDER	96%	100%	94%	750	275	37%	3875	3300	85%	X	A-
SCHLEGEL	–	100%	100%	750	750	100%	2725	2725	100%	✓	X
SEABAUGH	100%	94%	100%	750	750	100%	4150	4075	98%	✓	X
SELDERS	54%	48%	73%	650	425	65%	3850	2250	58%	A	X
ST. BLANC	100%	77%	100%	750	750	100%	4050	3750	93%	✓	X
STAGNI	80%	69%	65%	750	325	43%	4000	2650	66%	X	X
STEFANSKI	96%	94%	95%	750	700	93%	4150	3925	95%	✓	X
TARVER	100%	100%	91%	750	500	67%	4100	3775	92%	✓	X
THOMAS	100%	94%	100%	750	750	100%	3900	3825	98%	✓	X
THOMPSON	95%	81%	93%	750	675	90%	3800	3375	89%	✓	X
TURNER	100%	100%	100%	750	650	87%	4075	3975	98%	X	X
VILLIO	94%	94%	100%	750	750	100%	4150	4000	96%	✓	X
WHEAT	100%	87%	100%	650	500	77%	4050	3725	92%	✓	X
WHITE	88%	71%	77%	675	575	85%	3750	3000	80%	✓	X
WILLARD	44%	29%	38%	750	475	63%	3950	1625	41%	✓	X
WRIGHT	100%	92%	100%	750	425	57%	4000	3575	89%	X	A-
ZERINGUE	100%	100%	100%	750	625	83%	4000	3875	97%	✓	A-

# THANK YOU

## TO OUR TOP STAKEHOLDERS

