

---

# **Capital Budget Fiscal Briefing**

---

**Department of Legislative Services  
Office of Policy Analysis  
Annapolis, Maryland**

**February 2024**

## **Contributing Staff**

### ***Writers***

Emily R. Haskel

### ***Reviewers***

Ryan Bishop  
Victoria L. Gruber  
Matthew D. Klein  
David C. Romans

### **For further information concerning this document contact:**

Library and Information Services  
Office of Policy Analysis  
Department of Legislative Services  
90 State Circle  
Annapolis, Maryland 21401

Baltimore Area: 410-946-5400 • Washington Area: 301-970-5400

Other Areas: 1-800-492-7122, Extension 5400

TTY: 410-946-5401 • 301-970-5401

TTY users may also use the Maryland Relay Service  
to contact the General Assembly.

Email: [libr@mlis.state.md.us](mailto:libr@mlis.state.md.us)

Home Page: <http://mgaleg.maryland.gov>

The Department of Legislative Services does not discriminate on the basis of age, ancestry, color, disability, gender identity, genetic information, marital status, national origin, pregnancy, race, religion, or sexual orientation in the admission or access to its programs, services, or activities. The department's Information Officer has been designated to coordinate compliance with the nondiscrimination requirements contained in Section 35.107 of the Department of Justice regulations. Requests for assistance should be directed to the Information Officer at the telephone numbers shown above.

# Contents

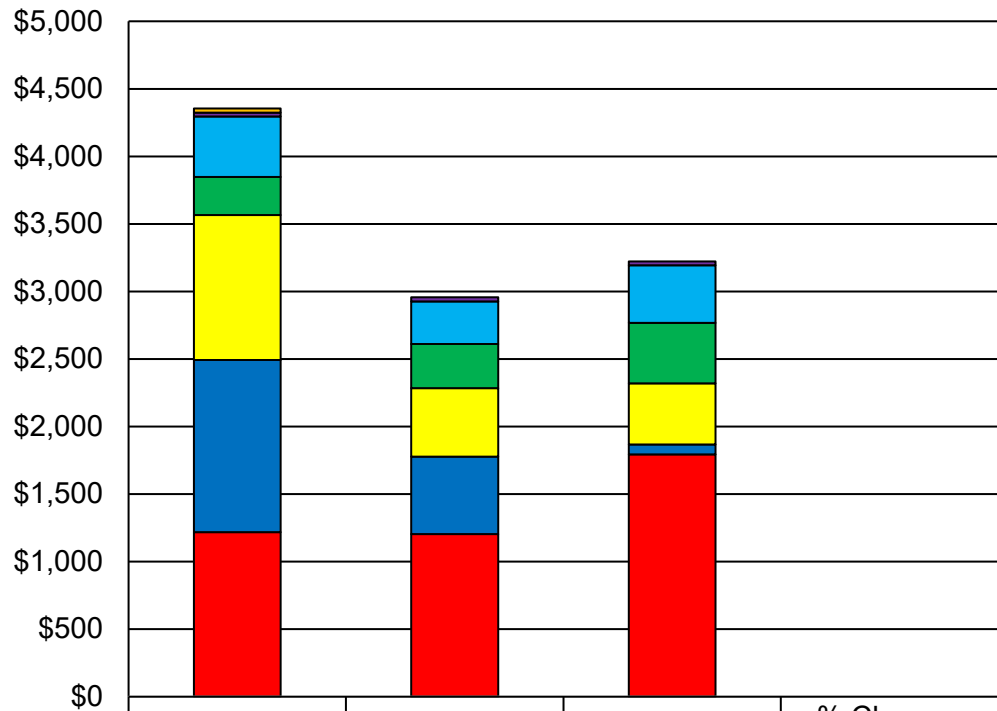
---

|   |    |
|---|----|
| Capital Program.....                    | 1  |
| Housing and Community Development ..... | 12 |
| Environment .....                       | 14 |
| Facilities Renewal.....                 | 17 |
| Transportation .....                    | 23 |
| <br>                                    |    |
| Appendices.....                         | 26 |
| Appendix 1 .....                        | 27 |
| Appendix 2 .....                        | 28 |
| Appendix 3 .....                        | 29 |
| Appendix 4 .....                        | 41 |
| Appendix 5 .....                        | 42 |
| Appendix 6 .....                        | 43 |
| Appendix 7 .....                        | 44 |
| Appendix 8 .....                        | 45 |
| Appendix 9 .....                        | 48 |
| Appendix 10 .....                       | 49 |
| Acronyms .....                          | 50 |

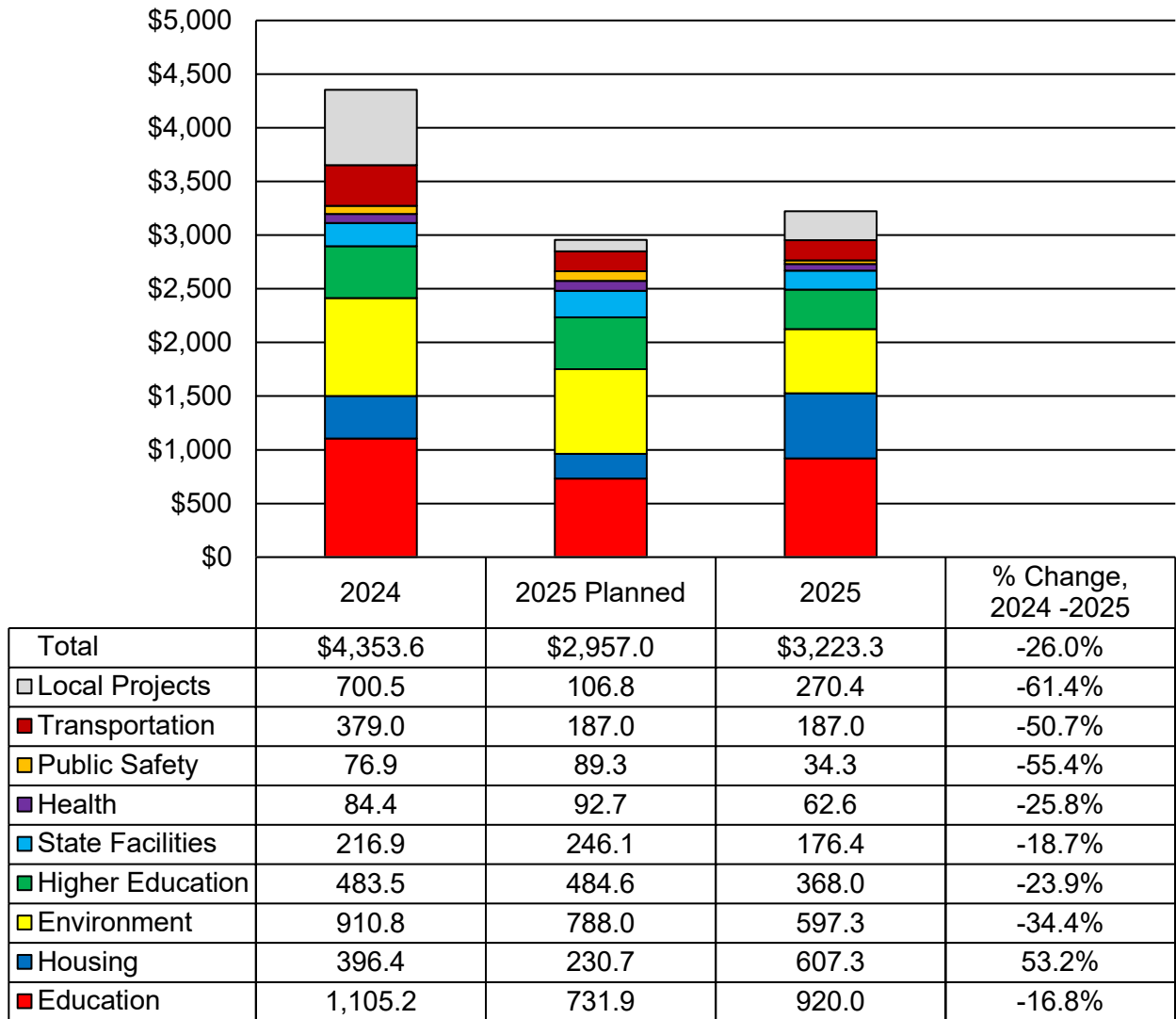


# Capital Program

## Budget Change Fiscal 2024-2025 (\$ in Millions)

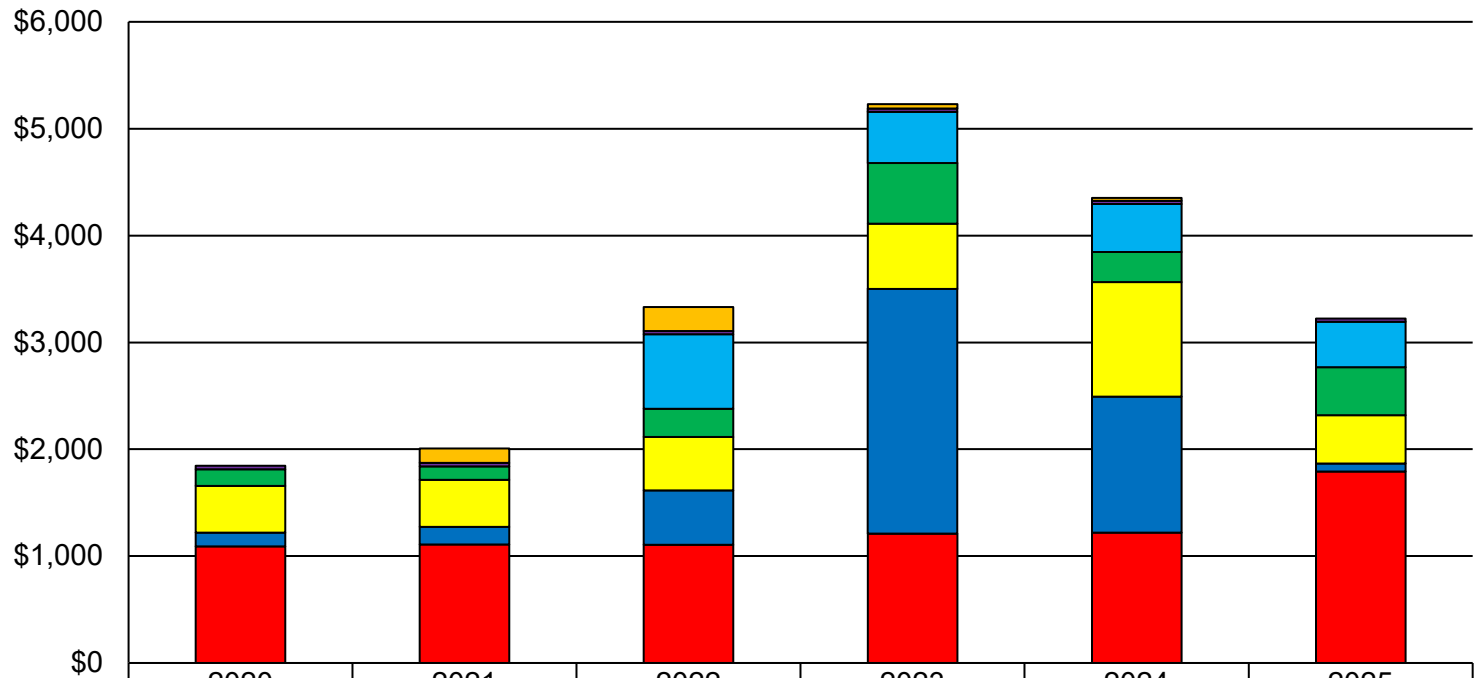


|                            | 2024      | 2025 Planned | 2025      | % Change, 2024 -2025 |
|----------------------------|-----------|--------------|-----------|----------------------|
| Total                      | \$4,353.6 | \$2,957.0    | \$3,223.3 | -26.0%               |
| ■ Bond Premiums Proceeds   | 29.1      | 0.0          | 0.0       | -100.0%              |
| ■ Academic Revenue Bonds   | 30.0      | 30.0         | 30.0      | 0.0%                 |
| ■ Built to Learn Bonds     | 447.2     | 316.0        | 425.4     | -4.9%                |
| ■ Federal Funds            | 281.6     | 326.3        | 449.2     | 59.5%                |
| ■ Special Funds            | 1,074.2   | 507.7        | 451.9     | -57.9%               |
| ■ General Funds            | 1,272.9   | 572.0        | 74        | -94.2%               |
| ■ General Obligation Bonds | 1,218.6   | 1,205.0      | 1,792.8   | 47.1%                |



Note: Excludes the Maryland Department of Transportation. Fiscal 2024 includes deficiency appropriations totaling \$12.8 million in federal funds and \$1.0 million in special funds. Fiscal 2025 accounts for contingent reductions. General funds include \$42.0 million budgeted in the Dedicated Purpose Account (DPA) in fiscal 2025. Transportation includes \$167 million for the Washington Metropolitan Area Transit Authority in each of fiscal 2024 and 2025, \$12 million for Martin State Airport in fiscal 2024, \$100 million of unallocated funding for transportation priorities in the DPA in fiscal 2024, \$100 million authorized to be transferred from the Rainy Day Fund for transportation initiatives in fiscal 2024, and \$20 million for the Howard Street Tunnel in fiscal 2025.

**Capital Program by Fund Source**  
**Fiscal 2020-2025**  
**(\$ in Millions)**



3

|                            | 2020             | 2021             | 2022             | 2023             | 2024             | 2025             |
|----------------------------|------------------|------------------|------------------|------------------|------------------|------------------|
| <b>Total</b>               | <b>\$1,846.8</b> | <b>\$2,007.5</b> | <b>\$3,329.9</b> | <b>\$5,229.8</b> | <b>\$4,353.6</b> | <b>\$3,223.3</b> |
| ■ Bond Premiums Proceeds   | 0.0              | 136.0            | 222.9            | 40.8             | 29.1             | 0.0              |
| ■ Academic Revenue Bonds   | 34.0             | 32.0             | 30.0             | 30.0             | 30.0             | 30.0             |
| ■ Built to Learn Bonds     | 0.0              | 0.0              | 699.3            | 480.0            | 447.2            | 425.4            |
| ■ Federal Funds            | 155.9            | 124.5            | 261.9            | 568.0            | 281.6            | 449.2            |
| ■ Special Funds            | 437.8            | 441.8            | 499.9            | 610.6            | 1,074.2          | 451.9            |
| ■ General Funds            | 126.9            | 165.1            | 509.5            | 2,291.0          | 1,272.9          | 74               |
| ■ General Obligation Bonds | 1,092.2          | 1,108.1          | 1,106.4          | 1,209.4          | 1,218.6          | 1,792.8          |

Note: Fiscal 2024 includes deficiencies.

Source: Department of Budget and Management

## Funding Highlights and Other Considerations

- Fiscal 2025 New General Obligation (GO) Bond Authorization Level of \$1.750 Billion Is Consistent with the Spending Affordability Committee (SAC) Recommendation:** The authorization level is \$545 million higher than what was planned in the 2023 Capital Improvement Program (CIP) to help relieve fiscal pressures on the General Fund by using bond funding in place of planned pay-as-you-go (PAYGO) general funds.
- Annual Authorization Levels Remain at Fiscal 2025 Level through Planning Period:** SAC recommended that authorizations increase by 2% annually. The 2024 CIP provides \$210 million less than the SAC recommendation through fiscal 2028 but represents a nearly \$2.2 billion increase compared to last year's CIP over the same period.

### Future Annual Authorization Levels Below SAC Recommendation Fiscal 2025-2028 (\$ in Millions)

|                     | <u>2025</u> | <u>2026</u> | <u>2027</u> | <u>2028</u> | <u>Total</u>   |
|---------------------|-------------|-------------|-------------|-------------|----------------|
| 2023 CIP            | \$1,205     | \$1,205     | \$1,205     | \$1,205     | <b>\$4,820</b> |
| SAC 2%              | 1,750       | 1,785       | 1,820       | 1,855       | <b>7,210</b>   |
| 2024 CIP            | 1,750       | 1,750       | 1,750       | 1,750       | <b>7,000</b>   |
| Difference 2023 CIP | 545         | 545         | 545         | 545         | <b>2,180</b>   |
| Difference SAC      | 0           | -35         | -70         | -105        | <b>-210</b>    |

Note: The 2024 CIP does not fully allocate all \$1.75 billion in planned GO bond funding in each of the out-years, leaving capacity for unanticipated needs.

- Decreased Reliance on General Fund PAYGO:** The plan to hold annual GO bond authorization levels at \$1.750 billion through the planning period is offset by decreased programmed levels of general fund PAYGO, totaling \$1.5 billion less through fiscal 2028.

### Decreased Use of PAYGO General Funds Fiscal 2025-2028 (\$ in Millions)

|                   | <u>2025</u>   | <u>2026</u>   | <u>2027</u>   | <u>2028</u>   | <u>Total</u>    |
|-------------------|---------------|---------------|---------------|---------------|-----------------|
| 2023 CIP          | \$572         | \$556         | \$421         | \$439         | <b>\$1,989</b>  |
| 2024 CIP          | 74            | 23            | 190           | 190           | <b>477</b>      |
| <b>Difference</b> | <b>-\$498</b> | <b>-\$533</b> | <b>-\$231</b> | <b>-\$249</b> | <b>-\$1,512</b> |



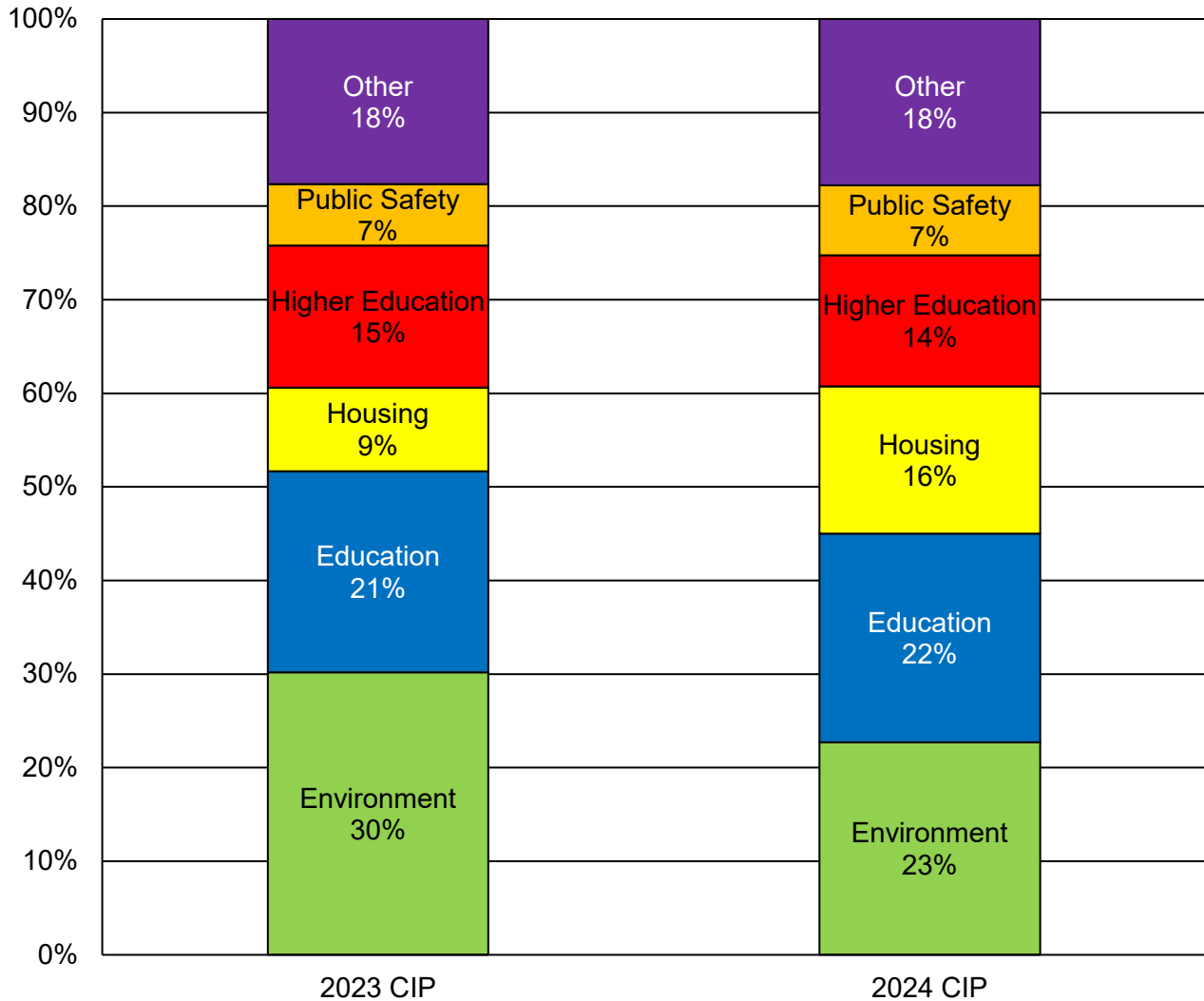
- Legislative Priorities:** The fiscal 2025 capital budget funds \$100.8 million of the \$148.2 million of legislative preauthorizations from the 2023 session (see **Appendix 4**). The budget also allocates \$50 million in GO bonds for legislative initiatives, which is significantly below the \$200 million recommended by SAC.
- Contingent Reductions:** The Budget Reconciliation and Financing Act (BRFA) of 2024 contingently reduces PAYGO general funds for two programs – \$5 million for the Business Façade Improvement Program and \$10 million for the School Construction Revolving Loan Fund. The Business Façade Improvement Program is funded with GO bonds instead in fiscal 2025. The BRFA eliminates the mandate for the School Construction Revolving Loan Fund. The fund still has \$60 million in available fund balance from prior years.
- Transfer Tax Revenues:** Reduced revenues coupled with the impact of fiscal 2023 underattainment significantly reduce funding in fiscal 2025 of capital programs supported with transfer tax revenues.

**Changes in Transfer Tax Revenues and Impact on Capital Programs  
Fiscal 2024-2025**

|                                 | <u>2024</u>    | <u>2025</u>    | <u>Difference</u> |
|---------------------------------|----------------|----------------|-------------------|
| Revenue Estimate                | \$286.1        | \$233.1        | -\$53.0           |
| Over/Underattainment Adjustment | 122.0          | -79.5          | -201.5            |
| <b>Total Available Revenues</b> | <b>\$408.1</b> | <b>\$153.6</b> | <b>-\$254.5</b>   |
| <b>Total to Capital Program</b> | <b>\$326.0</b> | <b>\$111.0</b> | <b>-\$215.0</b>   |

- School Construction:** The budget provides \$906 million for school facilities comprised of \$453 million of GO bonds and general funds coupled with \$453 million of Built to Learn revenue bonds and special funds.
- Increased Funding for Housing Programs:** Funding for housing and community development increases by \$210.9 million, or 53.2%, from fiscal 2024 to the fiscal 2025 proposed budget after accounting for deficiencies. This increase includes an increase of \$77.7 million in federal funds from the Infrastructure Investment and Jobs Act (IIJA) for broadband, but State funds also increase significantly due to enhanced funding for Rental Housing Programs (\$28 million increase), the Strategic Demolition Fund (\$35 million increase), and the Baltimore Regional Neighborhoods Initiative (\$15 million increase).
- Federal Infrastructure Funding:** The budget provides \$146 million of federal funds authorized through the IIJA in the Water Quality and Drinking Water revolving loan programs administered by the Maryland Department of the Environment (MDE). This is in addition to the \$231 million received through fiscal 2024 and is part of a multiyear federal authorization that would provide \$1.1 billion of support for water quality and watershed implementation plan infrastructure. The budget includes \$172.8 million for broadband infrastructure, completing the \$267.7 million provided by the IIJA for this purpose.

**Share of Capital Program by Funding Category  
2024 CIP Compared to 2023 CIP  
Fiscal 2025-2028  
(\$ in Millions)**



CIP: *Capital Improvement Program*

Source: Department of Budget and Management

- Overall, for the four years that the 2023 and 2024 CIPs overlap, planned funding increases by 6% to nearly \$11.4 billion. Housing and community development initiatives account for 16% of the 2024 CIP, a much larger share than in the 2023 CIP. The share of the CIP dedicated to funding for the environment decreases from 30% of the 2023 CIP to 23% of the 2024 CIP due to reductions in estimated transfer tax revenues as well as lower IJA funding programmed in the out-years.

## Capital Funding in the Dedicated Purpose Account

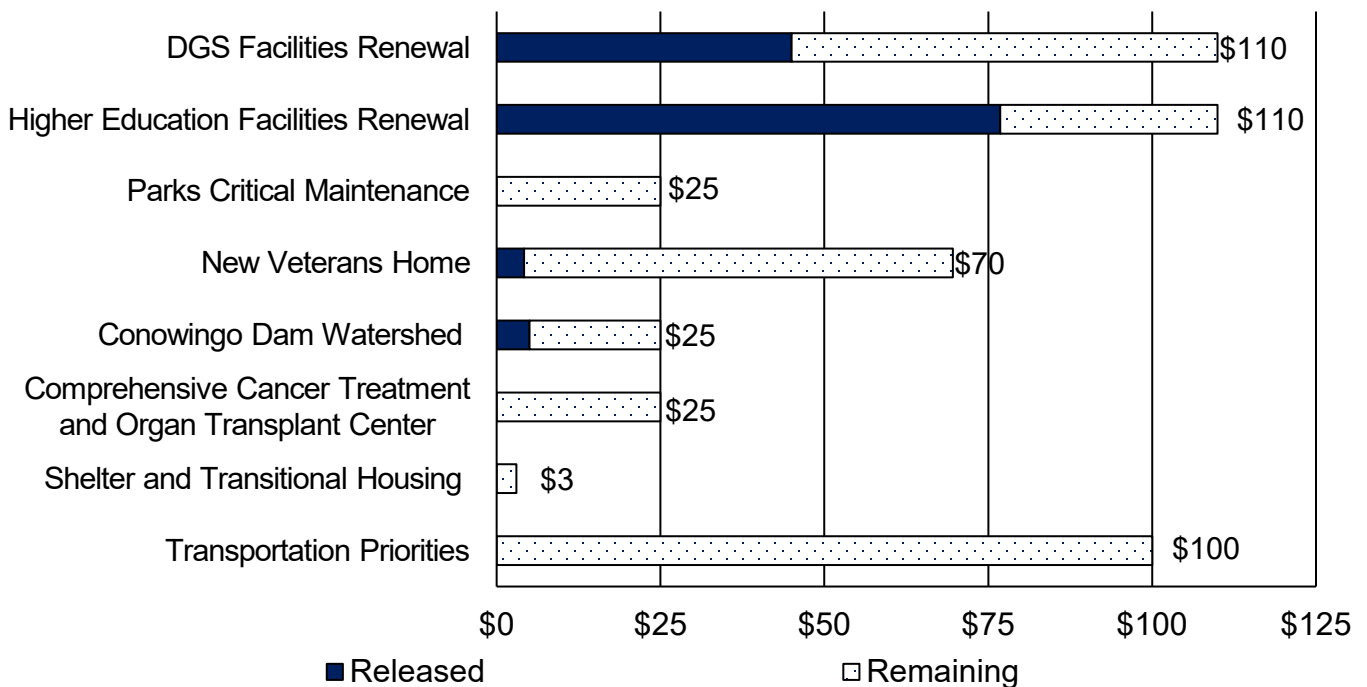
- The fiscal 2025 budget includes \$42.0 million appropriated to the Dedicated Purpose Account (DPA) for capital projects:

| <u>Project</u>  | <u>Fiscal 2025 DPA Appropriation<br/>(\$ in Millions)</u> |
|---|---|
| Inner Harbor Promenade  | \$30.0  |
| Johns Hopkins University Data Science and Computing Infrastructure* | 7.0   |
| State Center Demolition   | 5.0   |
| <b>Total</b>  | <b>\$42.0</b>   |

\* The capital budget also includes \$13.0 million in general obligation bonds for this project.

- Previous Appropriations to the DPA:** Of the \$1.5 billion in PAYGO funds appropriated in the DPA in fiscal 2023 and 2024, \$336.5 million remains available, including \$123.2 million for facilities renewal across the Department of General Services (DGS), higher education, and parks. **Appendix 8** shows the detailed status of prior capital funds allocated to the DPA.

## Capital Funds Available in the Dedicated Purpose Account As of February 2024



- **Deauthorizations and Canceled Projects:** The budget proposes deauthorizing \$42.8 million in GO bonds for various projects (see detail in **Appendix 6**). The BRFA also proposes transferring \$44.0 million from the DPA to the General Fund for three capital projects that have been canceled:

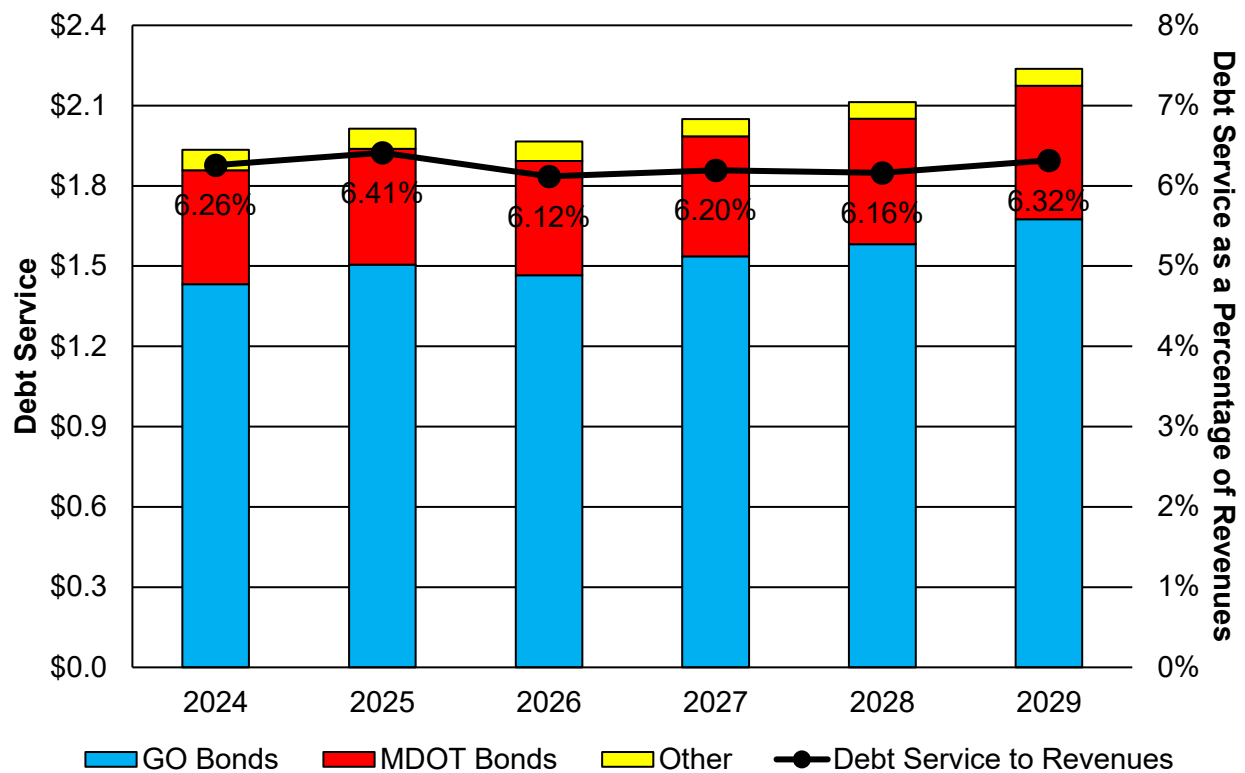
| <u>Project</u>  | <u>Proposed<br/>Transfer from<br/>DPA<br/>(\$ in Millions)</u> | <u>Reason</u>   |
|---|--|---|
| 2100 Guilford Avenue  | \$28.9   | Leased space will be found to accommodate Department of General Services space needs.                   |
| Maryland Department of<br>Emergency Management<br>Headquarters* | 9.1  | Leased space will be found to accommodate the Maryland Department of Emergency Management headquarters. |
| Conowingo Dam Dredging  | 6.0  | Project no longer supported by the Administration.  |
| <b>Total</b>  | <b>\$44.0</b>  |   |

\* The capital budget also proposes a deauthorization of \$8.3 million in general obligation bonds for this project.

## Increased Authorizations Are Affordable but Costly in the Out-years

State policy limits debt service to 8% of revenues. The increased GO bond authorization level of \$1.750 billion annually programmed in the CIP will increase debt service costs but is affordable and is projected to keep the debt service to revenues ratio in the low 6% range through the planning period, which provides capacity should there be an economic downturn.

**Debt Service to Revenues Ratio  
CIP Authorization Level  
Fiscal 2024-2029  
(\$ in Billions)**



CIP: *Capital Improvement Program*  
GO: general obligation  
MDOT: Maryland Department of Transportation

Note: This does not include the impact of the Spending Affordability Committee recommendation to increase authorizations by 2% annually, which would have minimal impacts on debt service and the debt service to revenues ratio in the planning period. The 2024 CIP does not fully allocate all \$1.75 billion in planned GO bond funding in each of the out-years, leaving capacity for unanticipated needs.

Source: State Treasurer's Office

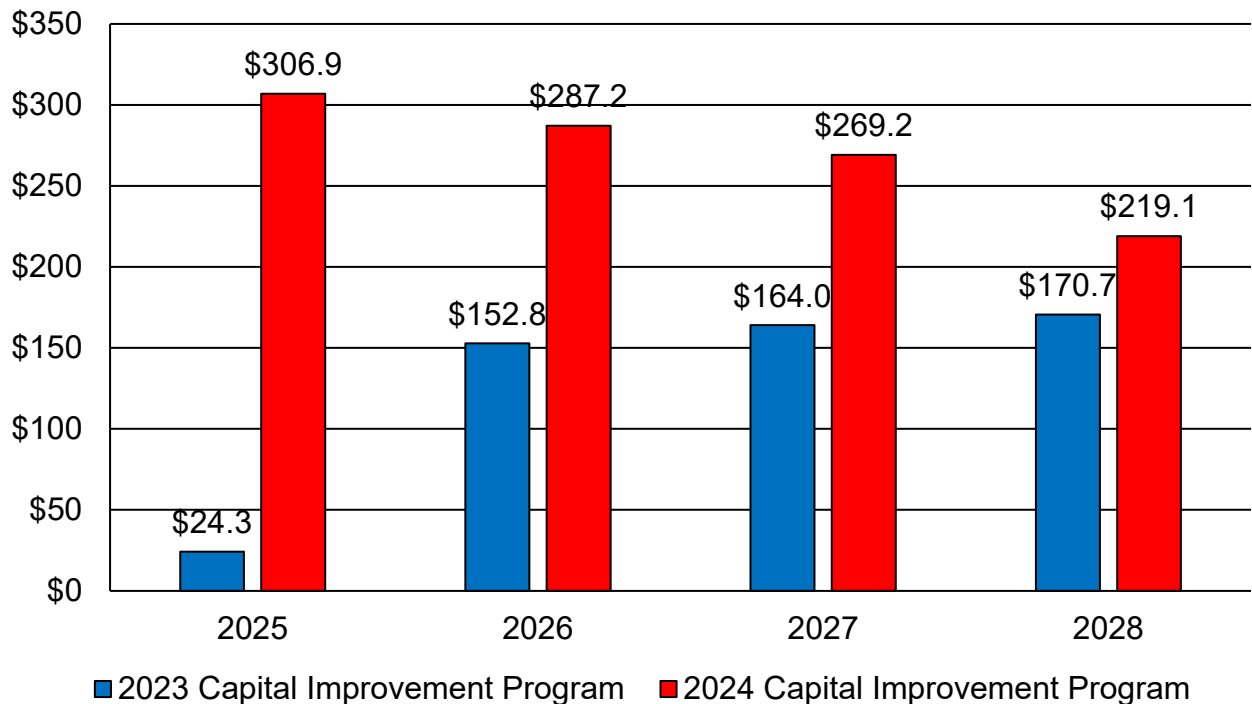
## Out-year Costs of Increasing Authorizations

Increasing GO bond authorizations modestly increases debt service costs in the short term but later leads to substantial increases in costs. Because of delayed issuances and interest-only payments in the first two years after issuance, the full impact of increasing authorizations is not realized until the tenth year after authorizations are increased.

## Moving Spending to the GO Program Will Require the Issuance of Taxable Bonds and Increase Debt Service Costs

The 2024 CIP increases the amount of authorizations for private use and private activity bonds over planned levels in the 2023 CIP, especially in bonds supporting the Department of Housing and Community Development (DHCD) and MDE. These bonds are taxable. Taxable debt is more expensive than tax-exempt debt. To minimize these additional costs, taxable bonds are issued with shorter maturities, which limits the extra costs but also increases debt service costs in the short term to retire the debt more quickly.

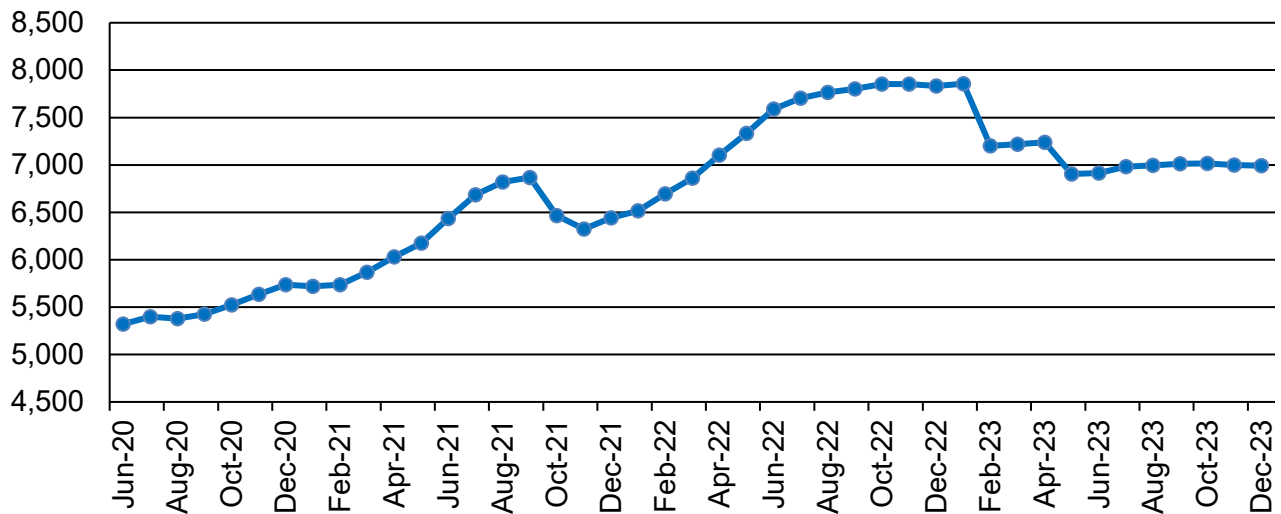
### Taxable General Obligation Bonds Authorized Fiscal 2025-2028 (\$ in Millions)



## Impact of Construction Inflation

Although regional construction inflation decreased on a year-over-year basis by 10.7% through December 2023, high construction inflation over the last several years means costs are still substantially elevated compared to before the COVID-19 pandemic, with an average annual increase of 7.8% from December 2019 to December 2023.

**Building Cost Index – Baltimore Region**  
**June 2020 – December 2023 Est.**



Note: November and December 2023 data are estimates.

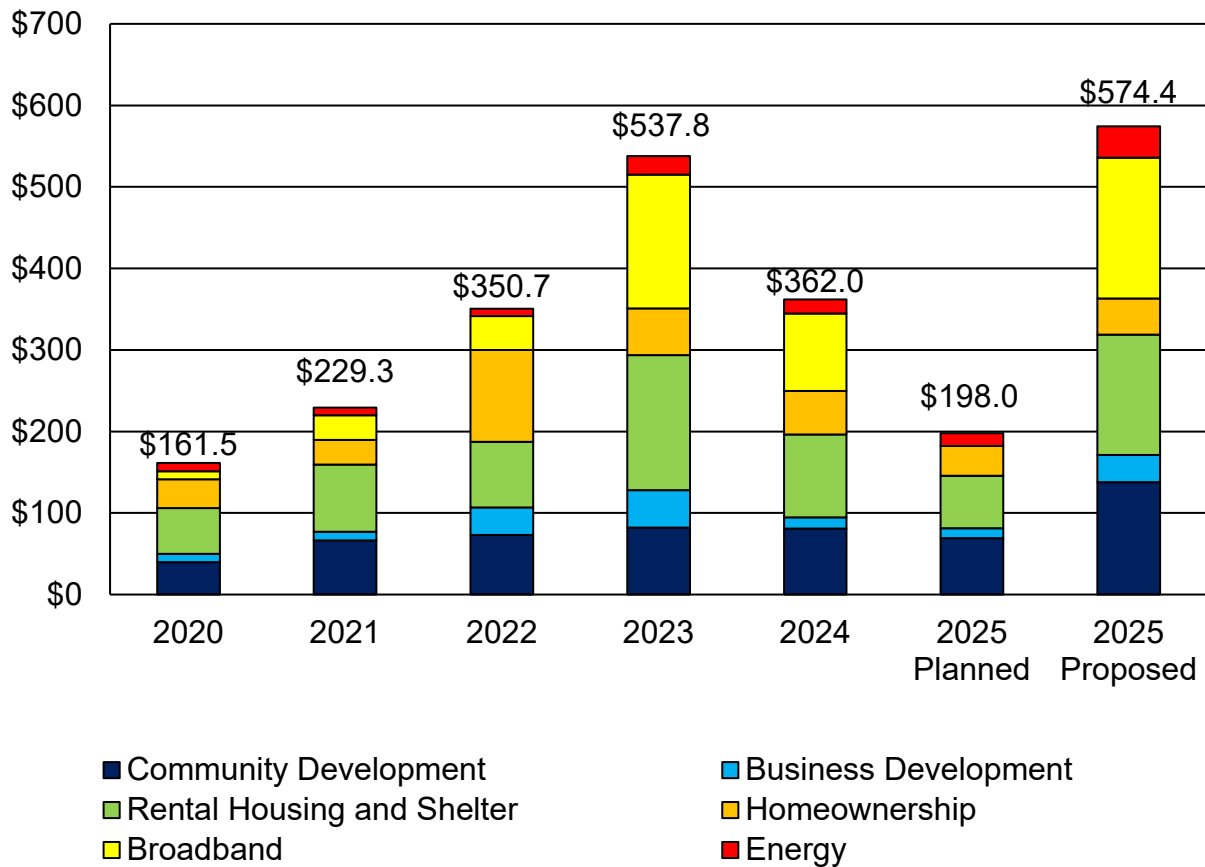
Source: Engineering News Record

This period of high construction inflation has complicated cost estimating for State-owned projects as rising construction costs have exceeded the escalation rates used in the State’s cost estimating process. For instance, for cost estimates supporting 2023 session project requests, the Department of Budget and Management (DBM) increased the escalation rate for calendar 2022 to 9.0%, but that was well below the 20% increase in the regional cost index in 2022. DBM has set escalation at 7.5% for calendar 2023, 5.5% for calendar 2024, and 5.0% for subsequent years. Depending on the actual market rates, project costs as adjusted by DBM may still fall short of construction bids and require an allocation from the State Construction Contingency Fund or supplemental funding in next year’s capital budget.

SAC recommended annual 2% increases in the level of new GO bond authorizations to account for inflation, but as previously discussed, the CIP holds annual authorization levels through the planning period to the same amount authorized for fiscal 2025.

# Housing and Community Development

## Department of Housing and Community Development Funding Fiscal 2020-2025 Actual, Planned, and Proposed (\$ in Millions)



Note: Fiscal 2024 includes deficiencies.

Source: Department of Budget and Management

Across all DHCD programs, funding increases by 59% in fiscal 2025 compared to fiscal 2024 to a record high total of \$574.4 million, nearly triple the amount planned in last year's CIP. Significant enhancements include:

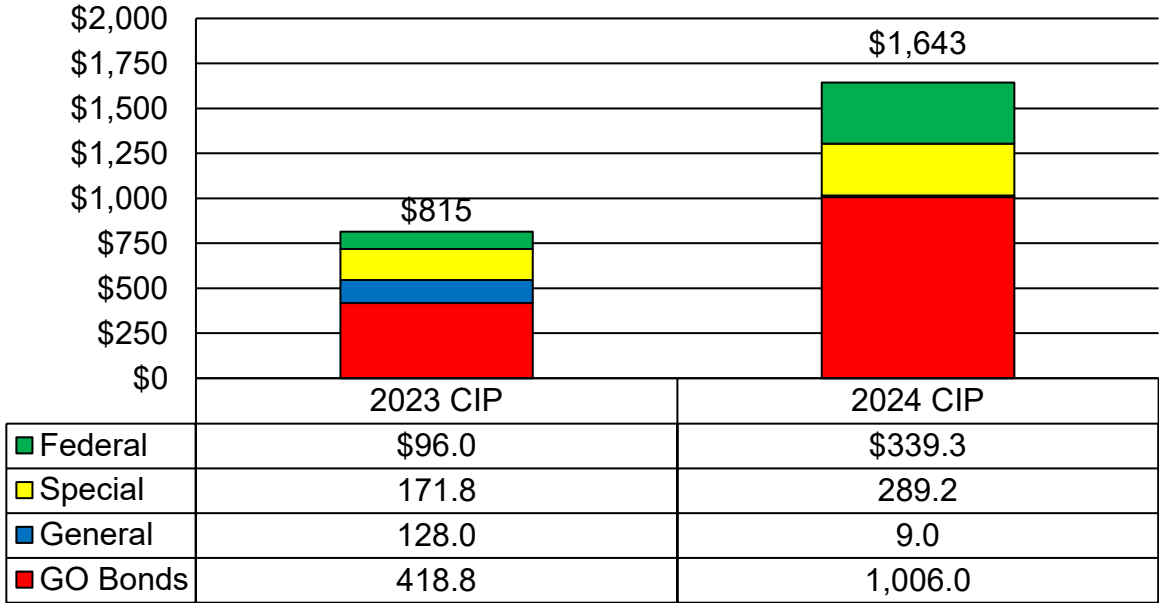
- Rental Housing:** Funding for DHCD's Rental Housing Programs increases by 50% to \$138.5 million in fiscal 2025, including \$110 million in GO bonds. In the out-years of the CIP, planned funding for rental housing decreases slightly annually but remains well above the levels previously planned, exceeding last year's CIP by \$198 million for the four years that the two CIPs overlap.



- Community Development:** Fiscal 2025 funding for the Strategic Demolition Fund totals \$60 million in GO bonds, including \$50 million for Project C.O.R.E. in Baltimore City, and the CIP plans \$60 million annually for the program. The previous record high funding level for the Strategic Demolition Fund was \$30 million in fiscal 2023. Funding for the National Capital Strategic Economic Development Program increases from \$7 million annually to \$12 million annually, consistent with Chapter 494 of 2023 increasing the mandate, and funding for the Baltimore Regional Neighborhoods Initiative increases from \$12 million annually to \$27 million annually.
- Broadband:** The fiscal 2025 budget includes the remaining \$172.7 million out of \$267.7 million total in federal IIJA funds for broadband infrastructure. DHCD plans to include provisional awards for projects in its final proposal due to the National Telecommunications and Information Administration in December 2024, with projects expected to be completed by the end of calendar 2028.

As noted previously, increased funding for DHCD extends beyond enhancements in fiscal 2025, with significant increases throughout the out-years of the CIP compared to what was previously planned. For the four years in which the 2023 and 2024 CIPs overlap, DHCD funding more than doubles to more than \$1.6 billion.

**Comparison of 2023 and 2024 Capital Improvement Programs  
Department of Housing and Community Development  
Fiscal 2025-2028  
(\$ in Millions)**



CIP: Capital Improvement Program  
GO: general obligation

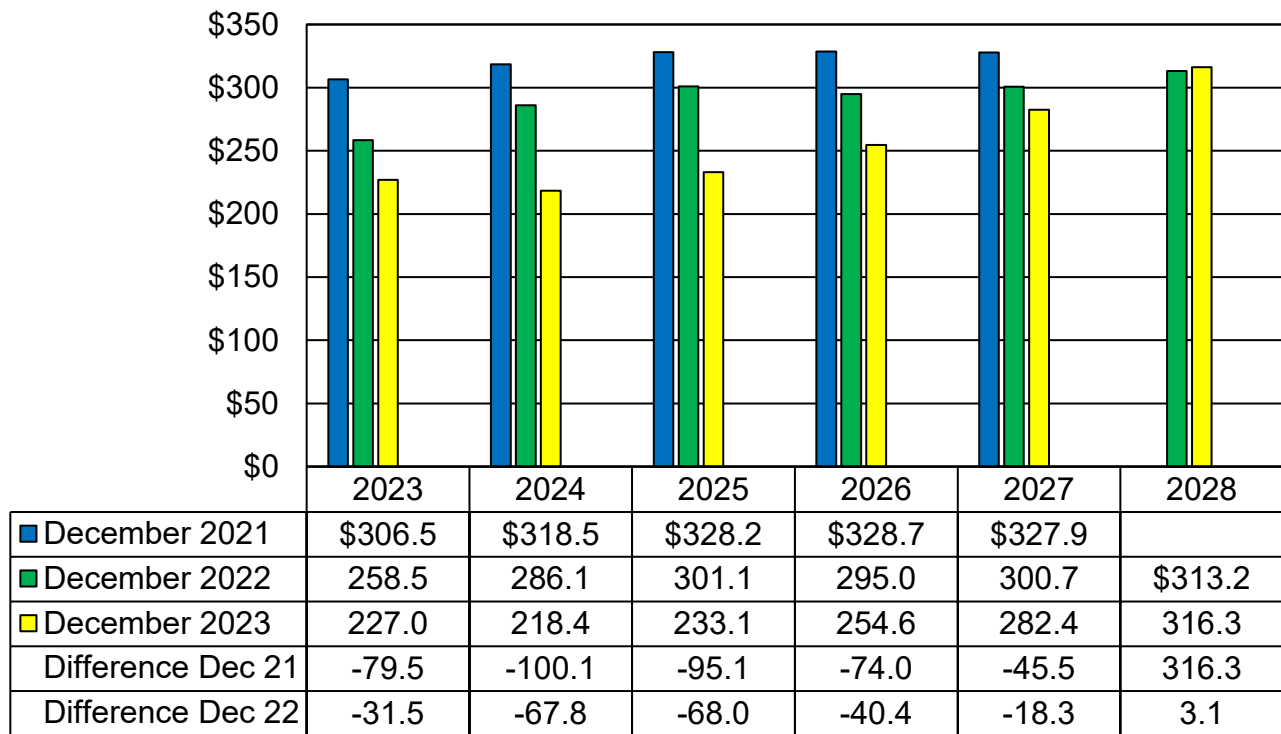
Source: Department of Budget and Management

# Environment

## Transfer Tax Revenue Estimate and Prior Year Underattainment

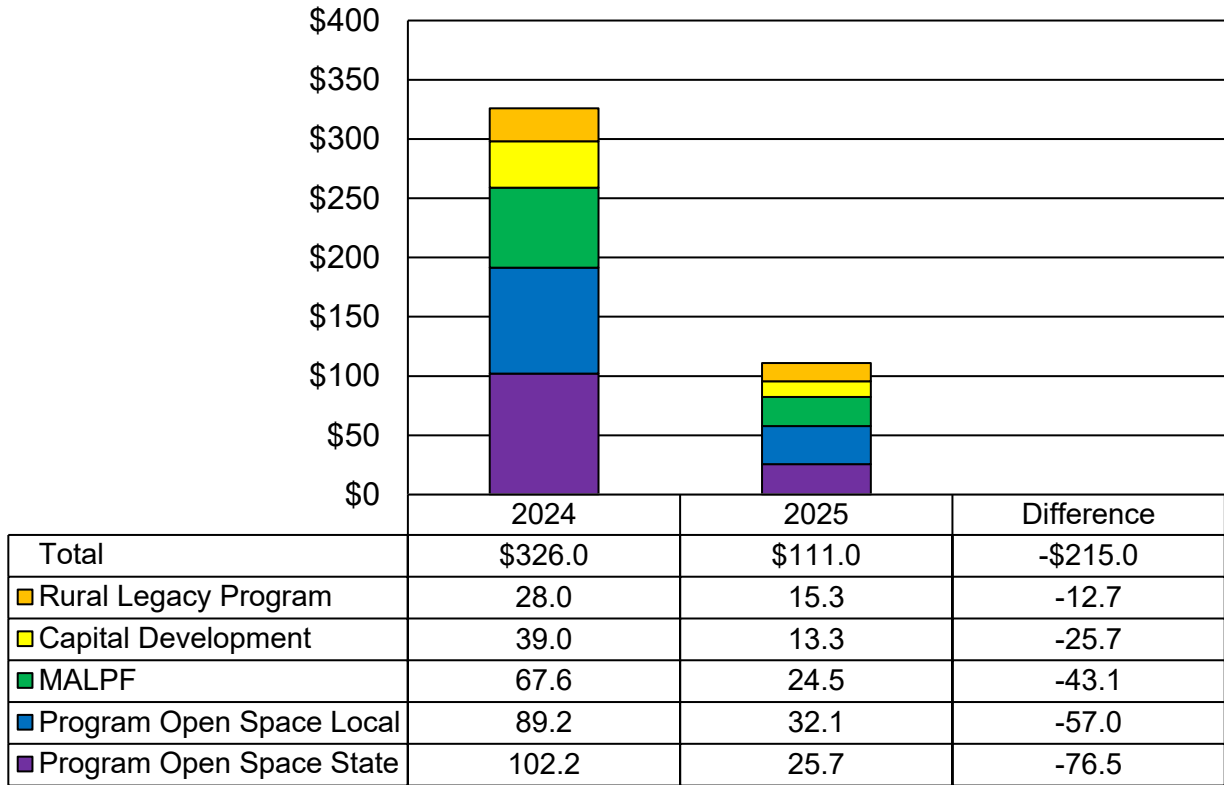
The budget includes \$153.6 million of transfer tax revenues comprised of \$233.1 million of estimated fiscal 2025 revenues and the budgeting of a \$79.5 million underattainment of fiscal 2023 revenues, which reduces the fiscal 2025 funding available for allocation. This is \$254.6 million less than the amount budgeted for fiscal 2024. Capital programs supported by the transfer tax receive \$111.0 million in fiscal 2025 compared to \$326.0 million in fiscal 2024, a decrease of \$215.0 million. The December 2023 revenue estimates suggest a fiscal 2024 underattainment of \$67.8 million that would be applied to fiscal 2026.

**Transfer Tax Revenue Estimates**  
**Fiscal 2023-2028**  
 (\$ in Millions)



Source: Department of Budget and Management

**Transfer Tax Allocation to Capital Programs**  
**Fiscal 2024-2025**  
**(\$ in Millions)**



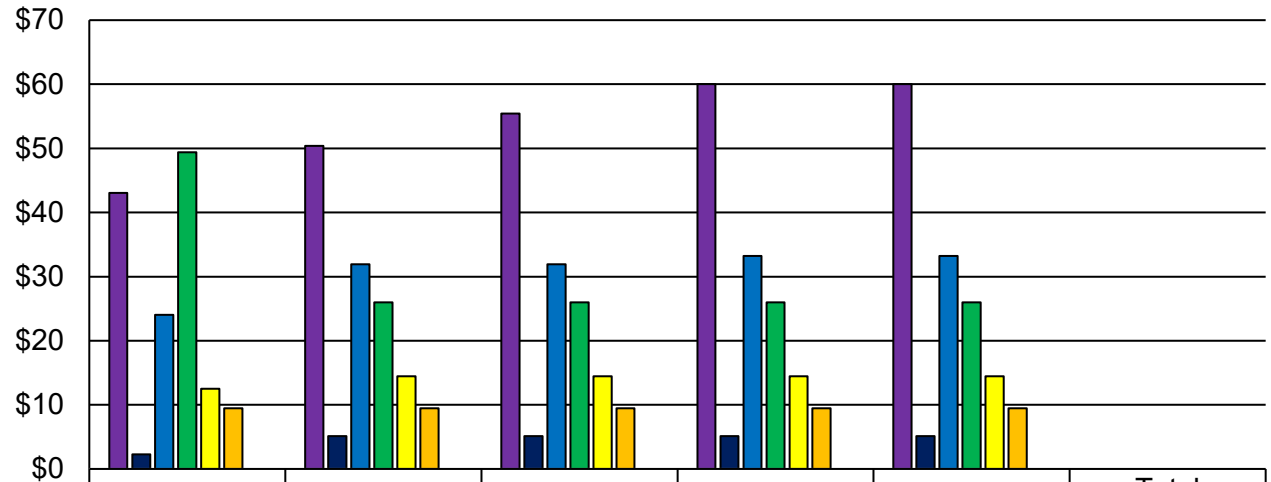
MALPF: Maryland Agricultural Land Preservation Foundation

Note: The fiscal 2024 working appropriation does not include transfer tax repayment general funds of \$16.6 million for MALPF and \$5.4 million for the Rural Legacy Program. The fiscal 2025 allowance includes \$5.0 million for the Green Space Equity Program, which is included in the funding for Program Open Space State.

Source: Department of Budget and Management

- IIJA Funding for MDE PAYGO Capital Programs:** Total funding of \$717.1 million from the IIJA is anticipated for MDE’s revolving loan funds, provided over federal fiscal 2022 to 2026. Part of the funding is for the existing revolving loan fund programs. The Clean Water State Revolving Funds is equivalent to MDE’s Water Quality Revolving Loan Fund. The fiscal 2025 budget includes \$146.1 million in IIJA funding, including \$60.2 million for the Water Quality Revolving Loan Fund, comprised of \$55.0 million to supplement the existing program and \$5.1 million for emerging contaminants. There is also \$85.9 million for the Drinking Water Revolving Loan Fund, comprised of \$31.9 million to supplement the existing program, \$28.7 million for lead service lines, \$15.9 million for emerging contaminants, and \$9.5 million for small or disadvantaged communities.

**Infrastructure Investment and Jobs Act Funding  
Maryland Department of the Environment Capital Programs  
Federal Fiscal 2022-2026  
(\$ in Millions)**



|   | 2022           | 2023           | 2024           | 2025           | 2026           | Total<br>2022-2026 |
|---|----------------|----------------|----------------|----------------|----------------|--------------------|
| ■ Clean Water State Revolving Funds:<br>Existing Program                    | \$43.0         | \$50.4         | \$55.4         | \$60.0         | \$60.0         | \$268.9            |
| ■ Clean Water State Revolving Funds:<br>Addressing Emerging Contaminants    | 2.3            | 5.1            | 5.1            | 5.1            | 5.1            | 22.8               |
| ■ Drinking Water State Revolving Funds:<br>Existing Program                 | 24.1           | 31.9           | 31.9           | 33.2           | 33.2           | 154.3              |
| ■ Drinking Water State Revolving Funds:<br>Lead Service Line Replacement    | 49.4           | 26.0           | 26.0           | 26.0           | 26.0           | 153.4              |
| ■ Drinking Water State Revolving Funds:<br>Addressing Emerging Contaminants | 12.5           | 14.5           | 14.5           | 14.5           | 14.5           | 70.3               |
| ■ Assistance for Small or Disadvantaged<br>Communities                      | 9.5            | 9.5            | 9.5            | 9.5            | 9.5            | 47.3               |
| <b>Total</b>  | <b>\$140.7</b> | <b>\$137.4</b> | <b>\$142.4</b> | <b>\$148.3</b> | <b>\$148.3</b> | <b>\$717.1</b>     |

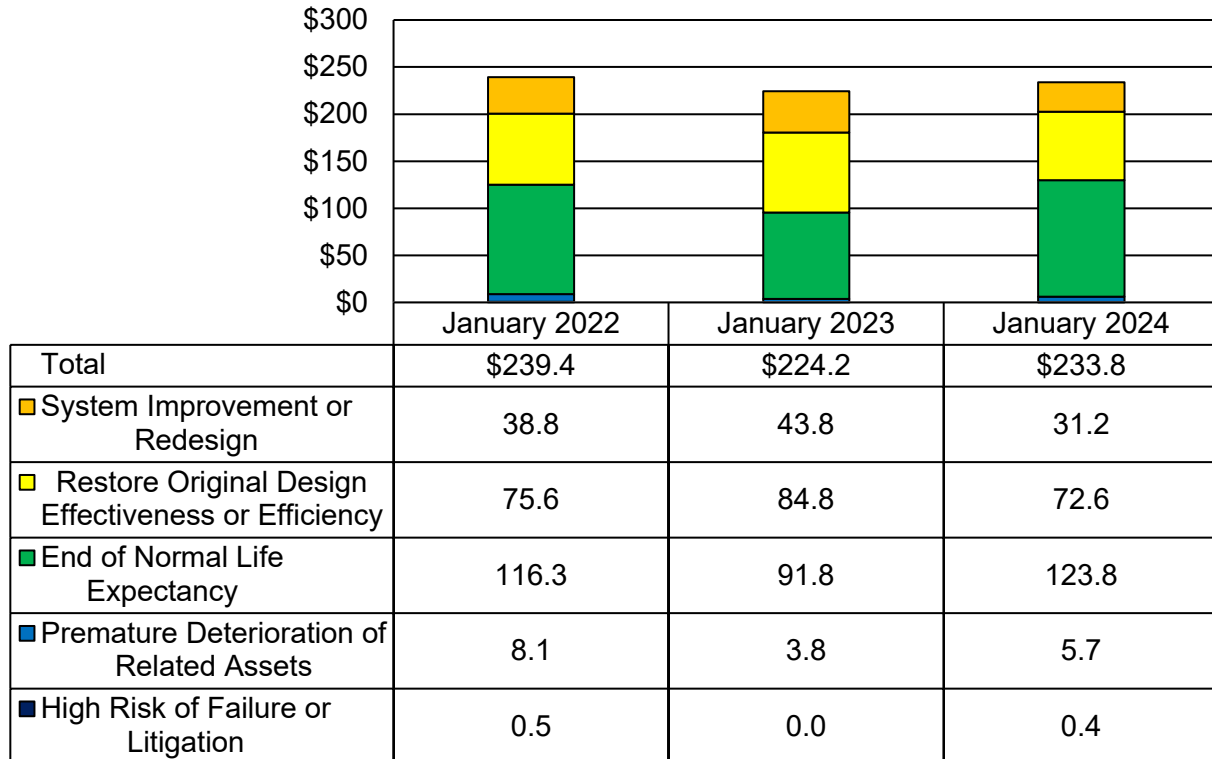
Source: Maryland Department of the Environment

# Facilities Renewal

## DGS-managed Assets

The fiscal 2023 capital program used available budget surplus to provide a record \$110 million in funding for the DGS-managed facilities maintenance and renewal programs to address the backlog of projects. Of this \$110 million, \$65 million is still available in the DPA; neither the fiscal 2024 nor 2025 budgets include additional funding for DGS facilities renewal. As of January 2024, the estimated backlog of projects totals \$233.8 million, representing a 4% increase compared to January 2023.

**DGS Facility Renewal Backlog by Category**  
(\$ in Millions)



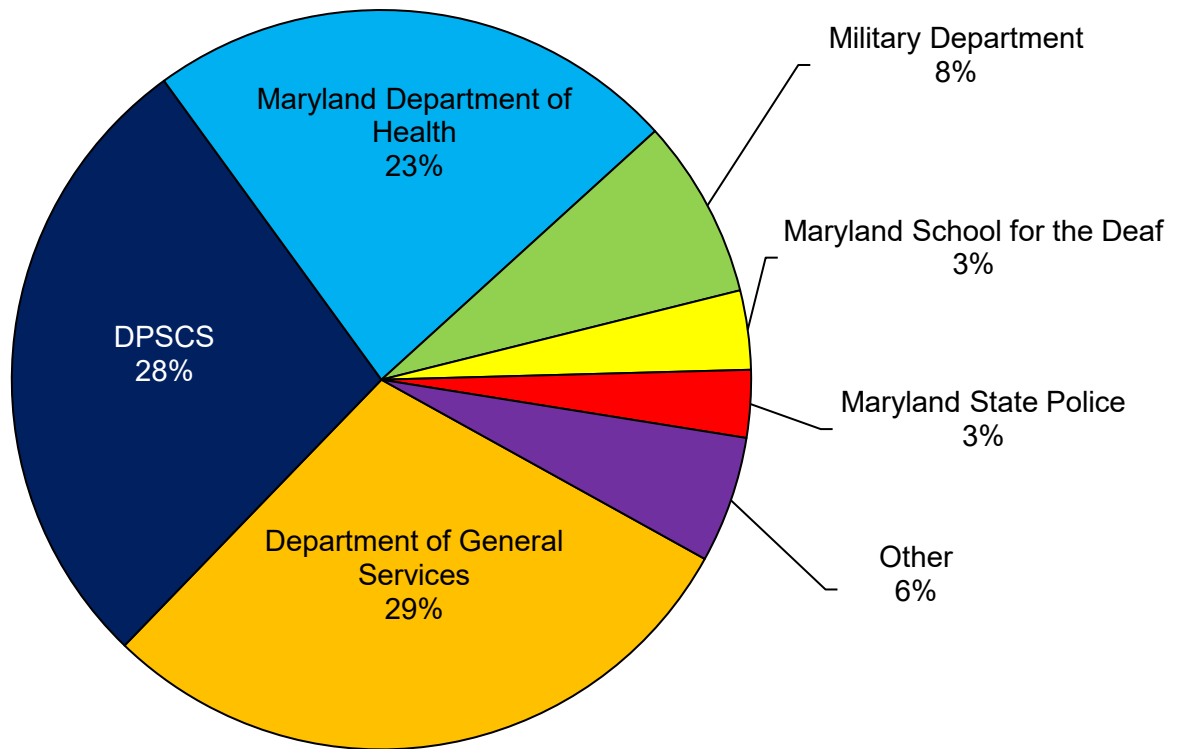
DGS: Department of General Services

Source: Department of General Services

In order to reduce the backlog within a meaningful timeframe, it is estimated that DGS would need to encumber upward of \$40 million annually to account for the inclusion of new projects added to the list as facilities and systems age. DGS managed to eclipse \$30 million of encumbrances in both fiscal 2021 and 2022. Although encumbrances

totaled only \$19 million in fiscal 2023, DGS reported encumbering nearly \$33 million in the first half of fiscal 2024. The implementation of new project management policies and software and additional operational resources, including new positions dedicated to facilities renewal project management, has helped increase encumbrances, which averaged only \$17 million annually from fiscal 2018 through 2020. Of note, in February 2023, the Board of Public Works approved a \$10 million contract for a job order contracting procurement with the goal of enhancing the amount of maintenance work done annually. This is a project delivery method used to get numerous, commonly encountered construction projects done quickly and easily through multiyear contracts for a wide variety of renovation, repair, and minor construction projects.

### Department of General Services Facility Renewal Backlog by Agency



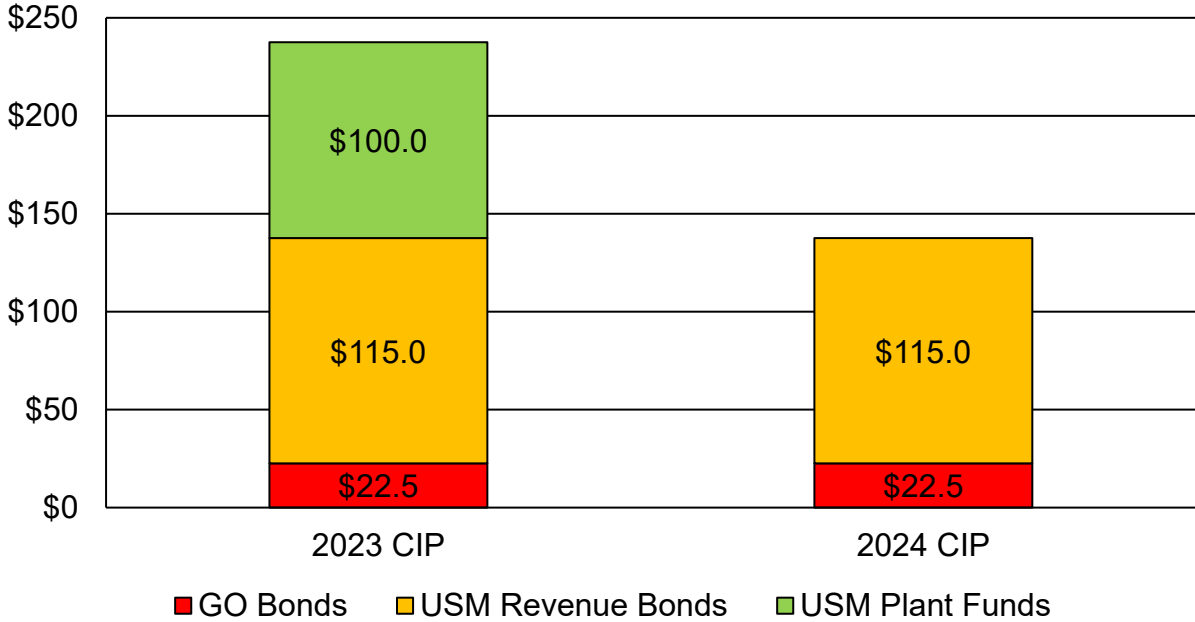
DPSCS: Department of Public Safety and Correctional Services

Source: Department of General Services

# University System of Maryland Facility Renewal

The University System of Maryland (USM) addresses its facility renewal needs in several ways. Direct program support includes a systemwide Capital Facilities Renewal Program funded through USM Office available to all system’s institutions. This program is traditionally funded through an allotment of \$30 million annually of USM Academic Revenue Bonds authorized in separate legislation at the level recommended by SAC, although the CIP programs \$5 million of this in fiscal 2027 for the new Health and Human Sciences building at the University of Maryland, College Park Campus instead. Program funding for the four years that the 2023 and 2024 CIPs overlap changed significantly with the elimination of \$100 million planned use of USM plant funds over and above what system institutions already provide with operating and institutional plant funds. GO bond funding remains unchanged at \$22.5 million.

**USM Facility Renewal**  
**Fiscal 2025-2028**  
**(\$ in Millions)**



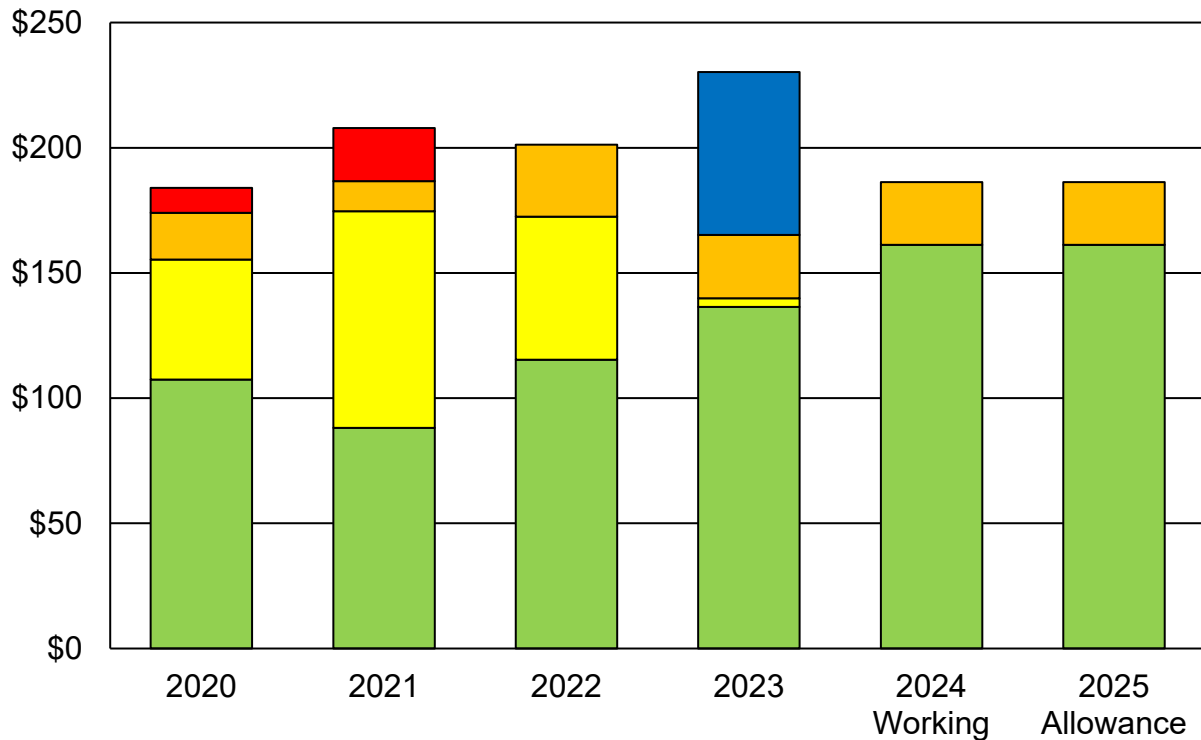
CIP: *Capital Improvement Program*  
 GO: general obligation  
 USM: University System of Maryland

Note: Funding includes separate program that supports University of Maryland, College Park Campus building systems and exterior infrastructure upgrades.

Source: University System of Maryland

In addition to direct funding of the dedicated systemwide facility renewal program, USM institutions contribute operating funds on an annual basis, under a policy that institutional spending on facilities renewal be equal to 2% of the replacement value of all assets. Total funding peaked in fiscal 2023 in part due to the additional one-time \$65 million enhancement appropriated to the DPA offset by reduced operating funding. Another way that the backlog is addressed is through direct funding of building renovations and replacements in the CIP.

**USM Facility Renewal Funding – All Sources**  
**Fiscal 2020-2025**  
**(\$ in Millions)**



- Operating – Budgeted
- Operating – Additional
- Academic Revenue Bonds
- GO Bonds
- PAYGO GF

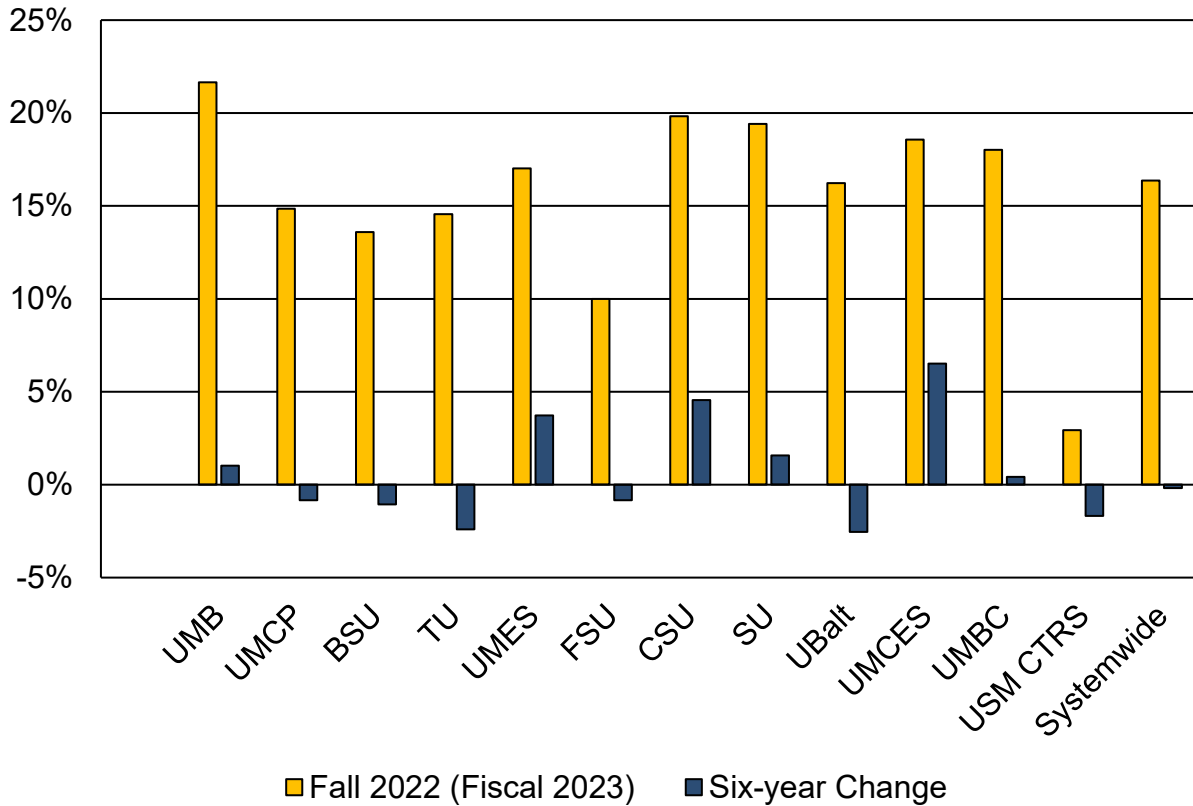
CIP: *Capital Improvement Program*  
 GF: general funds  
 GO: general obligation  
 PAYGO: pay-as-you-go  
 USM: University System of Maryland

Source: University System of Maryland



The next chart shows the total estimated deferred maintenance backlog as measured against the total replacement value of physical assets reflected in a facility condition index (FCI) for each institution. Low FCI is the goal.

### USM Institutional Facility Renewal Backlog and FCI



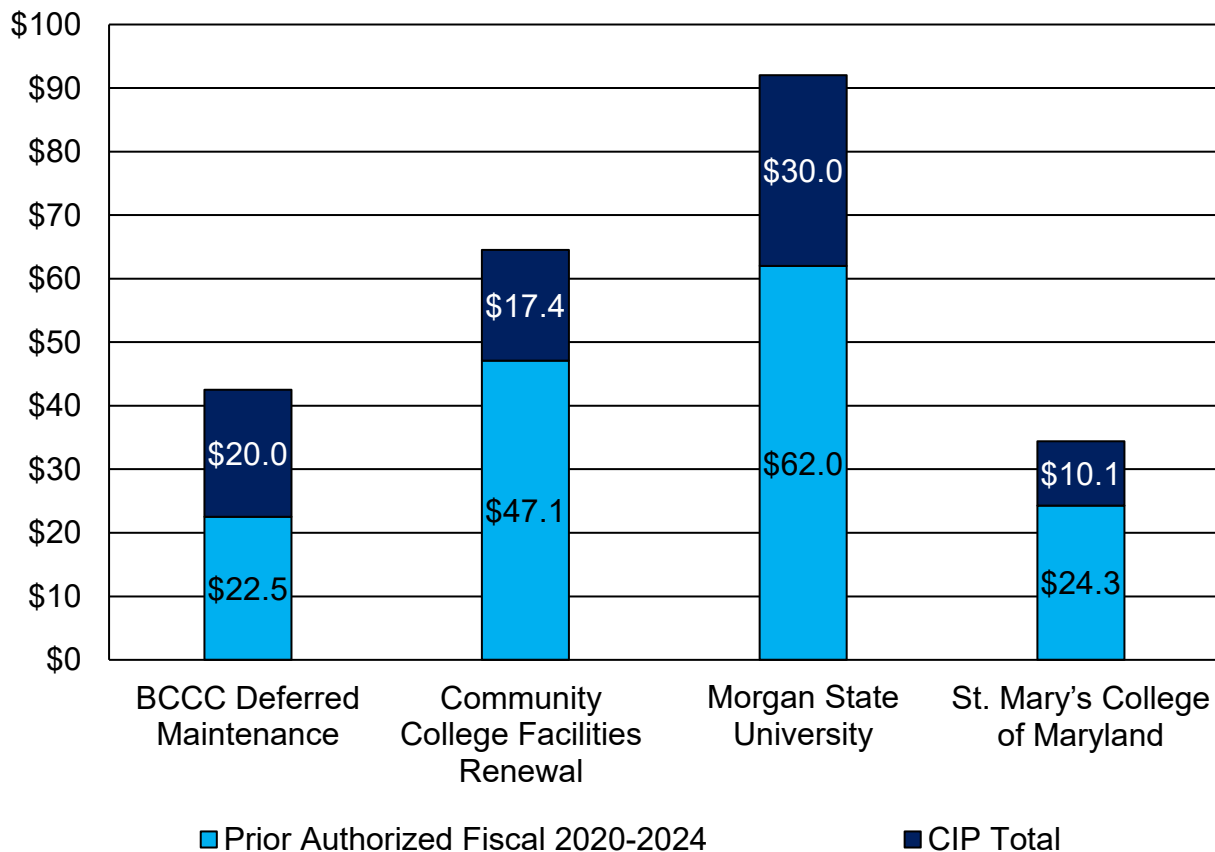
- BSU: Bowie State University
- CSU: Coppin State University
- FCI: facility condition index
- FSU: Frostburg State University
- SU: Salisbury University
- TU: Towson University
- UBalt: University of Baltimore
- UMB: University of Maryland, Baltimore Campus
- UMBC: University of Maryland Baltimore County
- UMCES: University of Maryland Center for Environmental Science
- UMCP: University of Maryland, College Park Campus
- UMES: University of Maryland Eastern Shore
- USM: University System of Maryland
- USM CTRS: University System of Maryland Regional Centers

Source: University System of Maryland

## Other Higher Education Facilities Renewal Programs

Other segments of higher education also receive State funding support for facilities renewal efforts. Since fiscal 2020, the State has provided \$156 million for separate programs at Morgan State University, St. Mary’s College of Maryland, and community colleges including Baltimore City Community College. The CIP programs an additional \$77.5 million for these programs through fiscal 2029, including \$13.0 million in fiscal 2025.

**Facility Renewal Funding – Other Segments of Higher Education**  
(\$ in Millions)



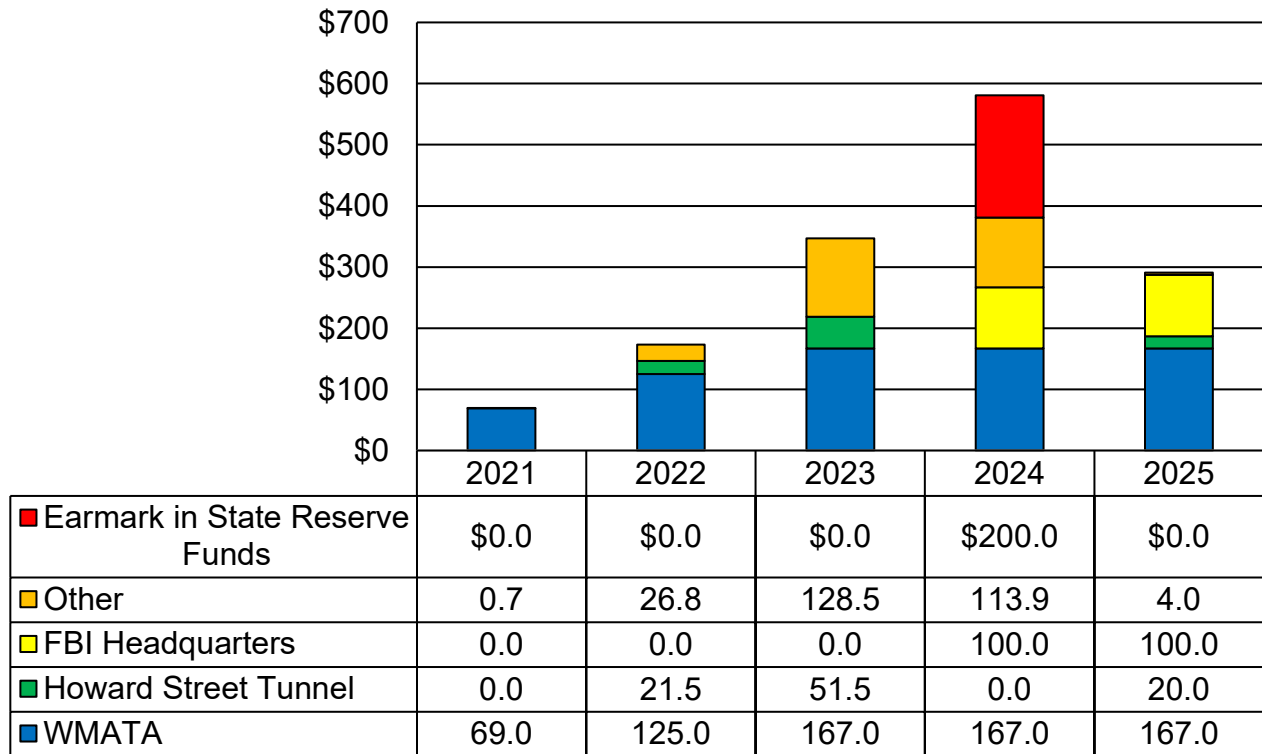
BCCC: Baltimore City Community College  
CIP: *Capital Improvement Program*

Source: Department of Budget and Management

# Transportation

A greater portion of the non-Maryland Department of Transportation (MDOT) portion of the capital budget is going to fund projects that would be eligible for funding through the Transportation Trust Fund (TTF). In addition to the State-mandated Washington Metropolitan Area Transit Authority (WMATA) grants, the Federal Bureau of Investigation (FBI) headquarters relocation, and the Howard Street Tunnel projects, a growing number and amount of local projects, many added by the legislature, are being funded outside the TTF. The fiscal 2024 budget included \$100 million in the Rainy Day Fund and \$100 million in the DPA for transportation initiatives.

**Transportation Projects Funded Outside the Trust Fund**  
**Fiscal 2021-2025**  
**(\$ in Millions)**



FBI: Federal Bureau of Investigation  
 WMATA: Washington Metropolitan Area Transit Authority

Source: Department of Budget and Management; Department of Legislative Services

## **FBI Headquarters Project**

The fiscal 2024 budget included \$100 million in GO bond funding for the FBI headquarters project, and the fiscal 2025 capital budget as introduced includes a further \$100 million in GO bonds. This funding will support construction of an interchange along I-95/I-495 at the Greenbelt Metro Station as well as other improvements necessary for the relocation of the FBI headquarters, with estimated total project cost of \$264 million. The project is included in the *Consolidated Transportation Program*, which projects the use of \$23.5 million in GO bond funding through fiscal 2025, \$96.5 million in fiscal 2026, and \$80 million in fiscal 2027 based on anticipated cashflow requirements.

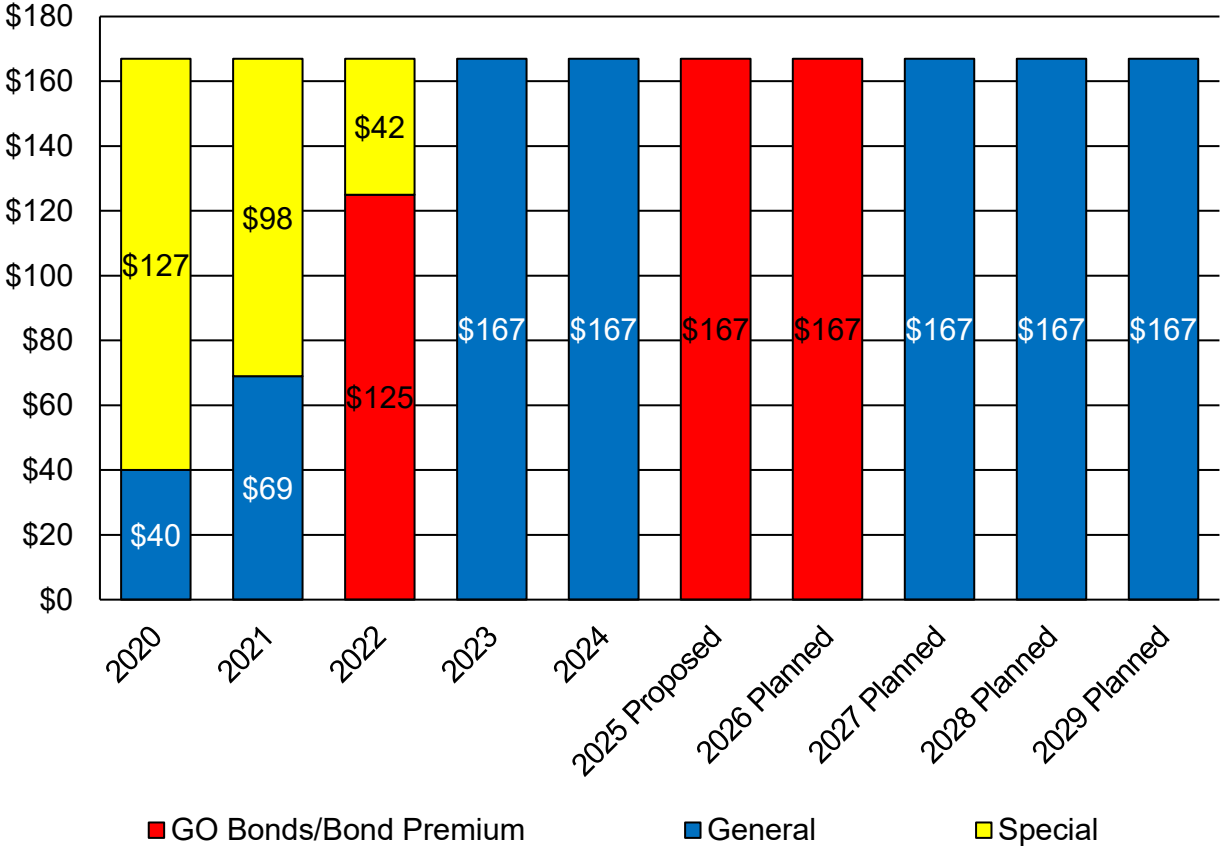
## **Howard Street Tunnel Project**

The State has also made funding contributions outside the TTF to support the expansion of CSX's Howard Street Tunnel Project. Estimated at \$565 million in total costs, the plan proposes \$247.5 million of State contributions, of which \$124.5 million would be derived from GO bond authorizations or PAYGO general funds. The fiscal 2022 and 2023 budgets provided \$21.5 million and \$51.5 million in PAYGO general funds, respectively. The fiscal 2025 budget includes \$20 million in GO bonds, and the remaining GO bond contribution of \$31.5 million is planned for fiscal 2026. Under the current plan, MDOT will fund the remainder of the State's contribution.

## **WMATA Capital**

The Governor is required to contribute \$167 million annually for a dedicated capital grant to WMATA to be used for state of good repair projects in addition to the base capital grant the State provides for WMATA's general capital program. Since the mandate was enacted, MDOT has sought non-TTF resources to avoid needing to displace an equal amount from its capital program. General funds or GO bonds have funded a portion of the costs since fiscal 2020. The fiscal 2025 budget includes \$167 million in GO bonds for WMATA. These funds cannot be used directly for the mandated grant, which is used by WMATA to pay debt service on bonds it has issued. Instead, the funds will be used for a portion of the State's base capital grant to WMATA, which frees up an equal amount of TTF special funds to be used for the mandated grant. The 2024 CIP programs the use of GO bonds in fiscal 2026 and general funds in the remainder of the planning period through fiscal 2029.

**WMATA Capital  
Fiscal 2020-2029  
(\$ in Millions)**



GO: general obligation  
WMATA: Washington Metropolitan Area Transit Authority

Source: Department of Budget and Management, *Capital Improvement Program*, January 2024

# Appendices

---

**Appendix 1**  
**Capital Program Summary for the 2024 Session as Introduced**

| <b>Function</b>                                 | <b>Bonds</b>     |                | <b>Current Funds (PAYGO)</b> |                  |                  | <b>Total</b>     |
|---|------------------|----------------|------------------------------|------------------|------------------|------------------|
|   | <b>GO</b>        | <b>Revenue</b> | <b>General</b>               | <b>Special</b>   | <b>Federal</b>   |                  |
| <b>State Facilities</b>                         |                  |                |                              |                  |                  | <b>\$176.4</b>   |
| Facilities Renewal                              | \$1.0            | \$0.0          | \$0.0                        | \$0.0            | \$0.0            |                  |
| State Facilities Other                          | 116.8            | 0.0            | 5.0                          | 0.0              | 53.5             |                  |
| <b>Health/Social</b>                            |                  |                |                              |                  |                  | <b>\$62.6</b>    |
| Health Other                                    | \$14.1           | \$0.0          | \$0.0                        | \$0.0            | \$0.0            |                  |
| Health State Facilities                         | 16.5             | 0.0            | 0.0                          | 0.0              | 0.0              |                  |
| Private Hospitals                               | 32.1             | 0.0            | 0.0                          | 0.0              | 0.0              |                  |
| <b>Environment</b>                              |                  |                |                              |                  |                  | <b>\$597.3</b>   |
| Agriculture                                     | \$8.0            | \$0.0          | \$0.0                        | \$36.5           | \$0.0            |                  |
| Environment                                     | 44.4             | 0.0            | 1.0                          | 198.2            | 173.2            |                  |
| Maryland Environmental Service                  | 0.6              | 0.0            | 0.0                          | 0.0              | 0.0              |                  |
| Natural Resources                               | 7.5              | 0.0            | 0.0                          | 120.4            | 7.5              |                  |
| <b>Public Safety</b>                            |                  |                |                              |                  |                  | <b>\$34.3</b>    |
| Local Jails                                     | \$1.9            | \$0.0          | \$0.0                        | \$0.0            | \$0.0            |                  |
| State Corrections                               | 23.2             | 0.0            | 0.0                          | 0.0              | 0.0              |                  |
| State Police                                    | 9.1              | 0.0            | 0.0                          | 0.0              | 0.0              |                  |
| <b>Education</b>                                |                  |                |                              |                  |                  | <b>\$920.0</b>   |
| Education Other                                 | \$14.1           | \$0.0          | \$0.0                        | \$0.0            | \$0.0            |                  |
| School Construction                             | 453.5            | 425.4          | 0.0                          | 27.0             | 0.0              |                  |
| <b>Higher Education</b>                         |                  |                |                              |                  |                  | <b>\$368.0</b>   |
| Community Colleges                              | \$45.2           | \$0.0          | \$0.0                        | \$0.0            | \$0.0            |                  |
| Morgan State University                         | 37.7             | 0.0            | 0.0                          | 0.0              | 0.0              |                  |
| Private Colleges/Universities                   | 21.0             | 0.0            | 7.0                          | 0.0              | 0.0              |                  |
| St. Mary's College of Maryland                  | 2.1              | 0.0            | 0.0                          | 0.0              | 0.0              |                  |
| University System                               | 225.0            | 30.0           | 0.0                          | 0.0              | 0.0              |                  |
| <b>Housing and Community Development</b>        |                  |                |                              |                  |                  | <b>\$607.3</b>   |
| Housing   | \$284.0          | \$0.0          | \$9.0                        | \$69.5           | \$214.9          |                  |
| Housing Other                                   | 7.6              | 0.0            | 22.0                         | 0.3              | 0.0              |                  |
| <b>Local Projects</b>                           |                  |                |                              |                  |                  | <b>\$270.4</b>   |
| Local Project Administration                    | \$189.9          | \$0.0          | \$30.0                       | \$0.0            | \$0.0            |                  |
| Local Project Legislative                       | 50.5             | 0.0            | 0.0                          | 0.0              | 0.0              |                  |
| <b>Transportation</b>                           |                  |                |                              |                  |                  | <b>\$187.0</b>   |
| Port  | \$20.0           | \$0.0          | \$0.0                        | \$0.0            | \$0.0            |                  |
| Transit   | 167.0            | 0.0            | 0.0                          | 0.0              | 0.0              |                  |
| <b>Current Year Total (Excluding MDOT)</b>      | <b>\$1,792.8</b> | <b>\$455.4</b> | <b>\$74.0</b>                | <b>\$451.9</b>   | <b>\$449.2</b>   | <b>\$3,223.2</b> |
| <b>Transportation CTP</b>                       | <b>\$0.0</b>     | <b>\$155.0</b> | <b>\$0.0</b>                 | <b>\$1,228.2</b> | <b>\$1,436.1</b> | <b>\$2,819.3</b> |
| <b>Total Current Year (Including MDOT)</b>      | <b>\$1,792.8</b> | <b>\$610.4</b> | <b>\$74.0</b>                | <b>\$1,680.1</b> | <b>\$1,885.3</b> | <b>\$6,042.5</b> |
| <b>Deauthorizations</b>                         | <b>\$42.8</b>    | <b>\$0.0</b>   | <b>\$0.0</b>                 | <b>\$0.0</b>     | <b>\$0.0</b>     | <b>\$42.8</b>    |
| <b>Total Current Year Less Deauthorizations</b> | <b>\$1,750.0</b> | <b>\$610.4</b> | <b>\$74.0</b>                | <b>\$1,680.1</b> | <b>\$1,885.3</b> | <b>\$5,999.7</b> |
| <b>Fiscal 2024 Deficiencies</b>                 | <b>\$0.0</b>     | <b>\$0.0</b>   | <b>\$0.0</b>                 | <b>\$1.0</b>     | <b>\$12.8</b>    | <b>\$13.8</b>    |
| <b>Grand Total</b>                              | <b>\$1,792.8</b> | <b>\$610.4</b> | <b>\$74.0</b>                | <b>\$1,681.1</b> | <b>\$1,898.1</b> | <b>\$6,056.3</b> |

**Appendix 2**  
**Top Funded Programs and Projects – All Funds**  
**Fiscal Year 2025**

| <u>Project Title</u>  | <u>GO Bond</u>   | <u>Revenue</u> | <u>General</u> | <u>Special</u>   | <u>Federal</u>   | <u>Total Funds</u> |
|---|------------------|----------------|----------------|------------------|------------------|--------------------|
| IAC: Built to Learn Fund  | \$0.0            | \$425.4        | \$0.0          | \$27.0           | \$0.0            | \$452.4            |
| IAC: Public School Construction Program   | 313.9            | 0.0            | 0.0            | 0.0              | 0.0              | 313.9              |
| MDE: Maryland Water Quality Revolving Loan Fund                                 | 14.9             | 0.0            | 0.0            | 109.1            | 79.8             | 203.9              |
| DHCD: Statewide Broadband Infrastructure Program                                | 0.0              | 0.0            | 0.0            | 0.0              | 172.7            | 172.7              |
| MDOT: Washington Metropolitan Transit Authority Upgrades                        | 167.0            | 0.0            | 0.0            | 0.0              | 0.0              | 167.0              |
| DHCD: Rental Housing Programs   | 110.0            | 0.0            | 0.0            | 19.5             | 9.0              | 138.5              |
| MDE: Maryland Drinking Water Revolving Loan Fund                                | 10.8             | 0.0            | 0.0            | 25.5             | 93.4             | 129.7              |
| MISC: Federal Bureau of Investigation Headquarters Relocation                   | 100.0            | 0.0            | 0.0            | 0.0              | 0.0              | 100.0              |
| IAC: Healthy School Facility Fund   | 90.0             | 0.0            | 0.0            | 0.0              | 0.0              | 90.0               |
| UMCP: New Interdisciplinary Engineering Building – Zupnik Hall                  | 64.9             | 0.0            | 0.0            | 0.0              | 0.0              | 64.9               |
| MDE: Bay Restoration Fund Wastewater Program                                    | 0.0              | 0.0            | 0.0            | 60.0             | 0.0              | 60.0               |
| DHCD: Strategic Demolition Fund   | 60.0             | 0.0            | 0.0            | 0.0              | 0.0              | 60.0               |
| MDVA: New State Veterans Home   | 0.0              | 0.0            | 0.0            | 0.0              | 47.9             | 47.9               |
| IAC: Supplemental Capital Grant Program for Local School Systems                | 40.0             | 0.0            | 0.0            | 0.0              | 0.0              | 40.0               |
| DHCD: Housing and Building Energy Programs                                      | 0.0              | 0.0            | 0.0            | 38.4             | 0.0              | 38.4               |
| MHEC: Community College Construction Grant Program                              | 38.1             | 0.0            | 0.0            | 0.0              | 0.0              | 38.1               |
| MDA: Agricultural Land Preservation Program                                     | 0.0              | 0.0            | 0.0            | 36.5             | 0.0              | 36.5               |
| BPW: New Supreme Court of Maryland Building                                     | 35.4             | 0.0            | 0.0            | 0.0              | 0.0              | 35.4               |
| TU: Smith Hall Renovation and Reconstruction                                    | 32.5             | 0.0            | 0.0            | 0.0              | 0.0              | 32.5               |
| DNR: Program Open Space – Local   | 0.0              | 0.0            | 0.0            | 32.1             | 0.0              | 32.1               |
| DGS: Inner Harbor Promenade   | 0.0              | 0.0            | 30.0           | 0.0              | 0.0              | 30.0               |
| DHCD: Neighborhood Business Development Program                                 | 10.0             | 0.0            | 0.0            | 2.2              | 16.1             | 28.3               |
| SU: Blackwell Hall Renovation   | 27.6             | 0.0            | 0.0            | 0.0              | 0.0              | 27.6               |
| DHCD: Baltimore Regional Neighborhood Initiative                                | 27.0             | 0.0            | 0.0            | 0.0              | 0.0              | 27.0               |
| UMB: New School of Social Work Building   | 26.7             | 0.0            | 0.0            | 0.0              | 0.0              | 26.7               |
| Local House Initiatives   | 25.0             | 0.0            | 0.0            | 0.0              | 0.0              | 25.0               |
| Local Senate Initiatives  | 25.0             | 0.0            | 0.0            | 0.0              | 0.0              | 25.0               |
| USMO: Capital Facilities Renewal  | 0.0              | 25.0           | 0.0            | 0.0              | 0.0              | 25.0               |
| DNR: Waterway Improvement Fund  | 0.0              | 0.0            | 0.0            | 21.5             | 2.5              | 24.0               |
| MSU: New Science Center Phase II  | 23.0             | 0.0            | 0.0            | 0.0              | 0.0              | 23.0               |
| MDP: Historic Revitalization Tax Credits  | 0.0              | 0.0            | 22.0           | 0.0              | 0.0              | 22.0               |
| DHCD: Homeownership Programs  | 16.0             | 0.0            | 0.0            | 5.0              | 0.0              | 21.0               |
| MISC: Johns Hopkins University – Data Science and Computing<br>Infrastructure   | 13.0             | 0.0            | 7.0            | 0.0              | 0.0              | 20.0               |
| MDOT: Howard Street Tunnel  | 20.0             | 0.0            | 0.0            | 0.0              | 0.0              | 20.0               |
| UMMS: University of Maryland Shore New Easton Regional Health<br>Medical Center | 20.0             | 0.0            | 0.0            | 0.0              | 0.0              | 20.0               |
| DPSCS: Baltimore Therapeutic Treatment Center                                   | 19.2             | 0.0            | 0.0            | 0.0              | 0.0              | 19.2               |
| MSA: New Legislative Services Building  | 18.5             | 0.0            | 0.0            | 0.0              | 0.0              | 18.5               |
| UMBC: Sherman Hall Renovation   | 18.3             | 0.0            | 0.0            | 0.0              | 0.0              | 18.3               |
| BPW: Shillman Building Conversion   | 18.2             | 0.0            | 0.0            | 0.0              | 0.0              | 18.2               |
| DoIT: MD FiRST  | 17.9             | 0.0            | 0.0            | 0.0              | 0.0              | 17.9               |
| DNR: Program Open Space – State   | 0.0              | 0.0            | 0.0            | 12.6             | 5.0              | 17.6               |
| BPW: William Donald Schaefer Tower Renovation                                   | 16.5             | 0.0            | 0.0            | 0.0              | 0.0              | 16.5               |
| MDH: Renovation of Clifton T. Perkins Hospital North Wing                       | 16.1             | 0.0            | 0.0            | 0.0              | 0.0              | 16.1               |
| DNR: Rural Legacy Program   | 0.0              | 0.0            | 0.0            | 15.3             | 0.0              | 15.3               |
| MDE: Septic System Upgrade Program  | 0.0              | 0.0            | 0.0            | 15.0             | 0.0              | 15.0               |
| <b>Subtotal – Top Funded Projects/Programs</b>                                  | <b>\$1,435.5</b> | <b>\$450.4</b> | <b>\$59.0</b>  | <b>\$419.8</b>   | <b>\$426.5</b>   | <b>\$2,791.2</b>   |
| <b>Subtotal – Other Funded Projects/Programs</b>                                | <b>\$357.3</b>   | <b>\$5.0</b>   | <b>\$15.0</b>  | <b>\$32.1</b>    | <b>\$22.7</b>    | <b>\$432.0</b>     |
| <b>Fiscal 2025 Capital Program (Excluding MDOT)</b>                             | <b>\$1,792.8</b> | <b>\$455.4</b> | <b>\$74.0</b>  | <b>\$451.9</b>   | <b>\$449.2</b>   | <b>\$3,223.3</b>   |
| <b>Transportation CTP</b>   | <b>\$0.0</b>     | <b>\$155.0</b> | <b>\$0.0</b>   | <b>\$1,228.2</b> | <b>\$1,436.1</b> | <b>\$2,819.3</b>   |
| <b>Fiscal 2025 Capital Program (Including MDOT)</b>                             | <b>\$1,792.8</b> | <b>\$610.4</b> | <b>\$74.0</b>  | <b>\$1,680.1</b> | <b>\$1,885.3</b> | <b>\$6,042.6</b>   |

Note: Grand total figures include \$42.8 million of additional GO bond authorizations to account for deauthorizations included in the capital bill as introduced. When adjusted for the deauthorizations, the level of new GO bond authorizations is \$1.750 billion, the same level recommended by SAC for the 2024 session and \$545 million above the level programmed in the 2023 CIP for fiscal 2025.



**Appendix 3**  
**Capital Program for the 2024 Session as Introduced**

| <b>Budget Code</b>      | <b>Project Title</b>  | <b>Bonds</b>              |                | <b>Current Funds (PAYGO)</b> |                |                     | <b>Total Funds</b>   |
|-------------------------|---|---------------------------|----------------|------------------------------|----------------|---------------------|----------------------|
|                         |   | <b>General Obligation</b> | <b>Revenue</b> | <b>General</b>               | <b>Special</b> | <b>Federal</b>      |                      |
| <b>State Facilities</b> |   |                           |                |                              |                |                     |                      |
| D55P00A                 | MDVA: Crownsville Veterans Cemetery Expansion and Improvements Phase IV | \$1,112,000               | \$0            | \$0                          | \$0            | \$0                 | \$1,112,000          |
| D55P0602                | MDVA: New State Veterans Home   | 0                         | 0              | 0                            | 0              | 47,881,000          | 47,881,000           |
| DA0201A                 | MDOD: Access Maryland   | 1,912,000                 | 0              | 0                            | 0              | 0                   | 1,912,000            |
| DA03A                   | MSA: New Legislative Services Building                                  | 18,539,000                | 0              | 0                            | 0              | 0                   | 18,539,000           |
| DE0201A                 | BPW: Construction Contingency Fund                                      | 2,500,000                 | 0              | 0                            | 0              | 0                   | 2,500,000            |
| DE0201B                 | BPW: Fuel Storage Tank System Replacement Program                       | 1,000,000                 | 0              | 0                            | 0              | 0                   | 1,000,000            |
| DE0201C                 | BPW: William Donald Schaefer Tower Renovation                           | 16,500,000                | 0              | 0                            | 0              | 0                   | 16,500,000           |
| DE0211D                 | BPW: New Supreme Court of Maryland Building                             | 35,400,000                | 0              | 0                            | 0              | 0                   | 35,400,000           |
| DE0211E                 | BPW: Shillman Building Conversion                                       | 18,227,000                | 0              | 0                            | 0              | 0                   | 18,227,000           |
| DH0104A                 | DMIL: Frederick Readiness Center Renovation and Expansion               | 4,364,000                 | 0              | 0                            | 0              | 5,147,000           | 9,511,000            |
| DH0104B                 | DMIL: Glen Burnie Readiness Center Renovation and Expansion             | 398,000                   | 0              | 0                            | 0              | 511,000             | 909,000              |
| FB04A                   | DoIT: MD FiRST  | 17,880,000                | 0              | 0                            | 0              | 0                   | 17,880,000           |
| Y01A02C                 | DGS: Baltimore State Center Capital Planning and Demolition             | 0                         | 0              | 5,000,000                    | 0              | 0                   | 5,000,000            |
| <b>Subtotal</b>         |   | <b>\$117,832,000</b>      | <b>\$0</b>     | <b>\$5,000,000</b>           | <b>\$0</b>     | <b>\$53,539,000</b> | <b>\$176,371,000</b> |

| <b>Budget Code</b>   | <b>Project Title</b>   | <b>Bonds</b>              |                | <b>Current Funds (PAYGO)</b> |                |                | <b>Total Funds</b>  |
|----------------------|--|---------------------------|----------------|------------------------------|----------------|----------------|---------------------|
|                      |  | <b>General Obligation</b> | <b>Revenue</b> | <b>General</b>               | <b>Special</b> | <b>Federal</b> |                     |
| <b>Health/Social</b> |  |                           |                |                              |                |                |                     |
| MA01A                | MDH: Community Health Facilities Grant Program   | \$12,624,000              | \$0            | \$0                          | \$0            | \$0            | \$12,624,000        |
| MA01B                | MDH: Demolish Decommissioned Buildings   | 404,000                   | 0              | 0                            | 0              | 0              | 404,000             |
| MA01C                | MDH: Federally Qualified Health Centers Grant Program                                  | 5,294,000                 | 0              | 0                            | 0              | 0              | 5,294,000           |
| ML10A                | MDH: Renovation of Clifton T. Perkins Hospital North Wing                              | 16,051,000                | 0              | 0                            | 0              | 0              | 16,051,000          |
| RQ00A                | UMMS: UMMS Regional Health – New Easton Regional Medical Center DJS:                   | 20,000,000                | 0              | 0                            | 0              | 0              | 20,000,000          |
| VE01A                | Maryland Youth Residence Center Renovation and Expansion                               | 1,430,000                 | 0              | 0                            | 0              | 0              | 1,430,000           |
| ZA01A                | MHA: Kennedy Krieger Children’s Hospital Outpatient Center                             | 1,250,000                 | 0              | 0                            | 0              | 0              | 1,250,000           |
| ZA01B                | MHA: Luminis Health Anne Arundel Medical Center Pediatric Emergency Department         | 1,400,000                 | 0              | 0                            | 0              | 0              | 1,400,000           |
| ZA01C                | MHA: Luminis Health Doctors Community Medical Center Emergency Department              | 1,400,000                 | 0              | 0                            | 0              | 0              | 1,400,000           |
| ZA01D                | MHA: Meritus Medical Center Emergency Department                                       | 889,000                   | 0              | 0                            | 0              | 0              | 889,000             |
| ZA01E                | MHA: Sheppard Pratt Health System Adolescent School and Residential Treatment          | 500,000                   | 0              | 0                            | 0              | 0              | 500,000             |
| ZA01F                | MHA: University of Maryland St. Joseph Medical Center Outpatient Cardiovascular Center | 1,400,000                 | 0              | 0                            | 0              | 0              | 1,400,000           |
| <b>Subtotal</b>      |  | <b>\$62,642,000</b>       | <b>\$0</b>     | <b>\$0</b>                   | <b>\$0</b>     | <b>\$0</b>     | <b>\$62,642,000</b> |

| Bonds |  | Current Funds (PAYGO) |  |  |
|-------|--|-----------------------|--|--|
|-------|--|-----------------------|--|--|

| <b>Budget Code</b> | <b>Project Title</b>                             | <b>General Obligation</b> | <b>Revenue</b> | <b>General</b> | <b>Special</b> | <b>Federal</b> | <b>Total Funds</b> |
|--------------------|--|---------------------------|----------------|----------------|----------------|----------------|--------------------|
| <b>Environment</b> |  |                           |                |                |                |                |                    |
| KA05A              | DNR: Community Parks and Playgrounds             | \$5,000,000               | \$0            | \$0            | \$0            | \$0            | \$5,000,000        |
| KA05E110           | DNR: Program Open Space – Local                  | 0                         | 0              | 0              | 32,146,589     | 0              | 32,146,589         |
| KA05E111           | DNR: Program Open Space – State                  | 0                         | 0              | 0              | 12,638,450     | 5,000,000      | 17,638,450         |
| KA05E114           | DNR: GreenSpace Equity Program                   | 0                         | 0              | 0              | 5,000,000      | 0              | 5,000,000          |
| KA05E122           | DNR: Rural Legacy Program                        | 0                         | 0              | 0              | 15,329,028     | 0              | 15,329,028         |
| KA05E137           | DNR: Natural Resources Development Fund          | 0                         | 0              | 0              | 907,066        | 0              | 907,066            |
| KA05E148           | DNR: Ocean City Beach Replacement                | 0                         | 0              | 0              | 2,000,000      | 0              | 2,000,000          |
| KA05E149           | DNR: Program Open Space Public Access Program    | 0                         | 0              | 0              | 8,063,054      | 0              | 8,063,054          |
| KA1401             | DNR: Waterway Improvement Fund                   | 0                         | 0              | 0              | 21,500,000     | 2,500,000      | 24,000,000         |
| KA1701A            | DNR: Oyster Restoration Program                  | 2,460,000                 | 0              | 0              | 0              | 0              | 2,460,000          |
| LA1111             | MDA: Agricultural Land Preservation Program      | 0                         | 0              | 0              | 36,493,015     | 0              | 36,493,015         |
| LA15A              | MDA: Maryland Agricultural Cost-share Program    | 8,000,000                 | 0              | 0              | 0              | 0              | 8,000,000          |
| UA0104A            | MDE: Hazardous Substance Clean-Up Program        | 0                         | 0              | 1,000,000      | 0              | 0              | 1,000,000          |
| UA0111A            | MDE: Bay Restoration Fund Wastewater Program     | 0                         | 0              | 0              | 60,000,000     | 0              | 60,000,000         |
| UA0112A            | MDE: Septic System Upgrade Program               | 0                         | 0              | 0              | 15,000,000     | 0              | 15,000,000         |
| UA01A              | MDE: Comprehensive Flood Management Program      | 13,059,000                | 0              | 0              | 0              | 0              | 13,059,000         |
| UA01B              | MDE: Maryland Drinking Water Revolving Loan Fund | 10,802,000                | 0              | 0              | 25,494,507     | 93,421,110     | 129,717,617        |
| UA01C              | MDE: Maryland Water Quality Revolving Loan Fund  | 14,937,000                | 0              | 0              | 109,125,543    | 79,827,000     | 203,889,543        |

| Bonds |  | Current Funds (PAYGO) |  |  |  |  |
|-------|--|-----------------------|--|--|--|--|
|-------|--|-----------------------|--|--|--|--|

| <b>Budget Code</b> | <b>Project Title</b>  | <b>General Obligation</b> | <b>Revenue</b> | <b>General</b>     | <b>Special</b>       | <b>Federal</b>       | <b>Total Funds</b>   |
|--------------------|---|---------------------------|----------------|--------------------|----------------------|----------------------|----------------------|
| UA01D              | MDE: Supplemental Assistance Program                          | 3,000,000                 | 0              | 0                  | 0                    | 0                    | 3,000,000            |
| UA01E              | MDE: Water Supply Financial Assistance Program                | 2,614,000                 | 0              | 0                  | 0                    | 0                    | 2,614,000            |
| UB00A              | MES: State Water and Sewer Infrastructure Improvement Program | 570,000                   | 0              | 0                  | 11,386,000           | 0                    | 11,956,000           |
| <b>Subtotal</b>    |   | <b>\$60,442,000</b>       | <b>\$0</b>     | <b>\$1,000,000</b> | <b>\$355,083,252</b> | <b>\$180,748,110</b> | <b>\$597,273,362</b> |

**Public Safety**

|                 |   |                     |            |            |            |            |                     |
|-----------------|---|---------------------|------------|------------|------------|------------|---------------------|
| QB0101A         | DPSCS: New Life Skills and Re-Entry Center for Women        | \$4,025,000         | \$0        | \$0        | \$0        | \$0        | \$4,025,000         |
| QT04A           | DPSCS: Baltimore Therapeutic Treatment Center               | 19,212,000          | 0          | 0          | 0          | 0          | 19,212,000          |
| WA01A           | DSP: Barrack J Annapolis Communications Room and New Garage | 113,000             | 0          | 0          | 0          | 0          | 113,000             |
| WA01B           | DSP: Barrack L Forestville New Barrack and Garage           | 3,890,000           | 0          | 0          | 0          | 0          | 3,890,000           |
| WA01C           | DSP: Barrack V Berlin New Barrack, Forensic Lab, and Garage | 1,613,000           | 0          | 0          | 0          | 0          | 1,613,000           |
| WA01D           | DSP: Tactical Services Facility New Operations Building     | 3,527,000           | 0          | 0          | 0          | 0          | 3,527,000           |
| ZB02A           | DPSCS: New Montgomery County Detention Center               | 1,897,000           | 0          | 0          | 0          | 0          | 1,897,000           |
| <b>Subtotal</b> |   | <b>\$34,277,000</b> | <b>\$0</b> | <b>\$0</b> | <b>\$0</b> | <b>\$0</b> | <b>\$34,277,000</b> |

**Education**

|          |                                   |            |               |     |              |     |               |
|----------|-----------------------------------|------------|---------------|-----|--------------|-----|---------------|
| D25E032F | IAC: Built to Learn Fund          | \$0        | \$425,410,000 | \$0 | \$27,000,000 | \$0 | \$452,410,000 |
| D25E03A  | IAC: Aging Schools Program        | 6,109,000  | 0             | 0   | 0            | 0   | 6,109,000     |
| D25E03B  | IAC: Healthy School Facility Fund | 90,000,000 | 0             | 0   | 0            | 0   | 90,000,000    |

| Budget Code             | Project Title   | Bonds                |                      | Current Funds (PAYGO) |                     |            | Total Funds          |
|-------------------------|---|----------------------|----------------------|-----------------------|---------------------|------------|----------------------|
|                         |   | General Obligation   | Revenue              | General               | Special             | Federal    |                      |
| D25E03C                 | IAC: Public School Construction Program                             | 313,891,000          | 0                    | 0                     | 0                   | 0          | 313,891,000          |
| D25E03D                 | IAC: Senator James E. "Ed" DeGrange Nonpublic Aging Schools Program | 3,500,000            | 0                    | 0                     | 0                   | 0          | 3,500,000            |
| D25E03E                 | IAC: Supplemental Capital Grant Program for Local School Systems    | 40,000,000           | 0                    | 0                     | 0                   | 0          | 40,000,000           |
| RA11A                   | MSLA: Public Library Capital Grant Program                          | 11,961,000           | 0                    | 0                     | 0                   | 0          | 11,961,000           |
| RE01A                   | MSD: New Student Residence  | 2,138,000            | 0                    | 0                     | 0                   | 0          | 2,138,000            |
| <b>Subtotal</b>         |   | <b>\$467,599,000</b> | <b>\$425,410,000</b> | <b>\$0</b>            | <b>\$27,000,000</b> | <b>\$0</b> | <b>\$920,009,000</b> |
| <b>Higher Education</b> |   |                      |                      |                       |                     |            |                      |
| RB21A                   | UMB: New Dental Ambulatory Surgery Center                           | \$1,138,000          | \$0                  | \$0                   | \$0                 | \$0        | \$1,138,000          |
| RB21B                   | UMB: New Institute for Health Computing                             | 2,000,000            | 0                    | 0                     | 0                   | 0          | 2,000,000            |
| RB21C                   | UMB: New School of Social Work Building                             | 26,730,000           | 0                    | 0                     | 0                   | 0          | 26,730,000           |
| RB22A                   | UMCP: Campus Building Systems and Infrastructure Improvements       | 7,500,000            | 5,000,000            | 0                     | 0                   | 0          | 12,500,000           |
| RB22B                   | UMCP: Graduate Student Housing Site Development                     | 5,000,000            | 0                    | 0                     | 0                   | 0          | 5,000,000            |
| RB22C                   | UMCP: New Interdisciplinary Engineering Building – Zupnik Hall      | 64,920,000           | 0                    | 0                     | 0                   | 0          | 64,920,000           |
| RB23A                   | BSU: New Communications Arts and Humanities Building                | 8,983,000            | 0                    | 0                     | 0                   | 0          | 8,983,000            |
| RB24A                   | TU: Smith Hall Renovation and Reconstruction                        | 32,474,000           | 0                    | 0                     | 0                   | 0          | 32,474,000           |
| RB25A                   | UMES: Campus Flood Mitigation                                       | 3,129,000            | 0                    | 0                     | 0                   | 0          | 3,129,000            |

| Bonds |  | Current Funds (PAYGO) |  |  |
|-------|--|-----------------------|--|--|
|-------|--|-----------------------|--|--|

| <b>Budget Code</b> | <b>Project Title</b>   | <b>General Obligation</b> | <b>Revenue</b> | <b>General</b> | <b>Special</b> | <b>Federal</b> | <b>Total Funds</b> |
|--------------------|--|---------------------------|----------------|----------------|----------------|----------------|--------------------|
| RB25B              | UMES: New Agricultural Research Education Center                         | 4,421,000                 | 0              | 0              | 0              | 0              | 4,421,000          |
| RB27A              | CSU: New Residence Hall  | 11,136,000                | 0              | 0              | 0              | 0              | 11,136,000         |
| RB29A              | SU: Blackwell Hall Renovation  | 27,629,000                | 0              | 0              | 0              | 0              | 27,629,000         |
| RB31A              | UMBC: Sherman Hall Renovation  | 18,265,000                | 0              | 0              | 0              | 0              | 18,265,000         |
| RB36A              | USMO: Rita Colwell Center Deferred Maintenance                           | 11,634,000                | 0              | 0              | 0              | 0              | 11,634,000         |
| RB36RB             | USMO: Capital Facilities Renewal   | 0                         | 25,000,000     | 0              | 0              | 0              | 25,000,000         |
| RC00A              | BCCC: Deferred Maintenance   | 4,000,000                 | 0              | 0              | 0              | 0              | 4,000,000          |
| RC00B              | BCCC: Nursing Building Renovation and Addition                           | 1,289,000                 | 0              | 0              | 0              | 0              | 1,289,000          |
| RD00A              | SMCM: Campus Infrastructure Improvements                                 | 2,100,000                 | 0              | 0              | 0              | 0              | 2,100,000          |
| RI00A              | MHEC: Community College Construction Grant Program                       | 38,054,000                | 0              | 0              | 0              | 0              | 38,054,000         |
| RI00B              | MHEC: Community College Facilities Renewal Grant Program                 | 1,903,000                 | 0              | 0              | 0              | 0              | 1,903,000          |
| RM00A              | MSU: Campus Expansion Phase I Lake Clifton High School Demolition        | 5,301,000                 | 0              | 0              | 0              | 0              | 5,301,000          |
| RM00B              | MSU: Cater-Grant-Wilson Building Renovation                              | 4,445,000                 | 0              | 0              | 0              | 0              | 4,445,000          |
| RM00C              | MSU: Deferred Maintenance and Site Improvements                          | 5,000,000                 | 0              | 0              | 0              | 0              | 5,000,000          |
| RM00D              | MSU: New Science Center Phase II   | 22,994,000                | 0              | 0              | 0              | 0              | 22,994,000         |
| ZA00N              | MISC: Johns Hopkins University Data Science and Computing Infrastructure | 13,040,000                | 0              | 6,960,000      | 0              | 0              | 20,000,000         |

| Bonds |  | Current Funds (PAYGO) |  |  |  |  |
|-------|--|-----------------------|--|--|--|--|
|-------|--|-----------------------|--|--|--|--|

| <b>Budget Code</b> | <b>Project Title</b>  | <b>General Obligation</b> | <b>Revenue</b>      | <b>General</b>     | <b>Special</b> | <b>Federal</b> | <b>Total Funds</b>   |
|--------------------|---|---------------------------|---------------------|--------------------|----------------|----------------|----------------------|
| ZA00R              | MICUA: Johns Hopkins University Wyman Park Building Renovation    | 2,000,000                 | 0                   | 0                  | 0              | 0              | 2,000,000            |
| ZA00S              | MICUA: Maryland Institute College of Art Main Building Renovation | 2,000,000                 | 0                   | 0                  | 0              | 0              | 2,000,000            |
| ZA00T              | MICUA: Mount St. Mary's University Coad Science Building          | 2,000,000                 | 0                   | 0                  | 0              | 0              | 2,000,000            |
| ZA00U              | MICUA: Notre Dame of Maryland University Fourier Hall Renovation  | 2,000,000                 | 0                   | 0                  | 0              | 0              | 2,000,000            |
| <b>Subtotal</b>    |   | <b>\$331,085,000</b>      | <b>\$30,000,000</b> | <b>\$6,960,000</b> | <b>\$0</b>     | <b>\$0</b>     | <b>\$368,045,000</b> |

**Housing and Community Development**

|          |   |            |     |            |           |             |             |
|----------|---|------------|-----|------------|-----------|-------------|-------------|
| D40W0111 | MDP: Historic Preservation Loan Program                   | \$0        | \$0 | \$0        | \$300,000 | \$0         | \$300,000   |
| DB01A    | HSMCC: Site Improvements                                  | 2,000,000  | 0   | 0          | 0         | 0           | 2,000,000   |
| DW0110A  | MDP: African American Heritage Preservation Grant Program | 5,000,000  | 0   | 0          | 0         | 0           | 5,000,000   |
| DW0110B  | MDP: Historic Preservation Grant Fund                     | 600,000    | 0   | 0          | 0         | 0           | 600,000     |
| DW400112 | MDP: Historic Revitalization Tax Credits                  | 0          | 0   | 22,000,000 | 0         | 0           | 22,000,000  |
| SA211930 | DHCD: Statewide Broadband Infrastructure Program          | 0          | 0   | 0          | 0         | 172,738,401 | 172,738,401 |
| SA242348 | DHCD: Downtown Partnership of Baltimore                   | 0          | 0   | 9,000,000  | 0         | 0           | 9,000,000   |
| SA242350 | DHCD: Community Development Block Grant Program           | 0          | 0   | 0          | 0         | 12,000,000  | 12,000,000  |
| SA24A    | DHCD: Baltimore Regional Neighborhood Initiative          | 27,000,000 | 0   | 0          | 0         | 0           | 27,000,000  |

| <b>Bonds</b> |  | <b>Current Funds (PAYGO)</b> |  |  |  |  |
|--------------|--|------------------------------|--|--|--|--|
|--------------|--|------------------------------|--|--|--|--|

| <b>Budget Code</b> | <b>Project Title</b>  | <b>General Obligation</b> | <b>Revenue</b> | <b>General</b>      | <b>Special</b>      | <b>Federal</b>       | <b>Total Funds</b>   |
|--------------------|---|---------------------------|----------------|---------------------|---------------------|----------------------|----------------------|
| SA24B              | DHCD: Business Facade Improvement Program                       | 5,000,000                 | 0              | 0                   | 0                   | 0                    | 5,000,000            |
| SA24C              | DHCD: Community Legacy Program                                  | 8,000,000                 | 0              | 0                   | 0                   | 0                    | 8,000,000            |
| SA24D              | DHCD: National Capital Strategic Economic Development Fund      | 12,000,000                | 0              | 0                   | 0                   | 0                    | 12,000,000           |
| SA24E              | DHCD: Neighborhood Business Development Program                 | 10,000,000                | 0              | 0                   | 2,200,000           | 16,114,000           | 28,314,000           |
| SA24F              | DHCD: Seed Community Development Anchor Institution Fund        | 10,000,000                | 0              | 0                   | 0                   | 0                    | 10,000,000           |
| SA24G              | DHCD: Strategic Demolition Fund                                 | 60,000,000                | 0              | 0                   | 0                   | 0                    | 60,000,000           |
| SA2515             | DHCD: Housing and Building Energy Programs                      | 0                         | 0              | 0                   | 38,400,000          | 0                    | 38,400,000           |
| SA25A              | DHCD: Appraisal Gap Program                                     | 10,000,000                | 0              | 0                   | 0                   | 0                    | 10,000,000           |
| SA25B              | DHCD: Homeownership Programs                                    | 16,000,000                | 0              | 0                   | 5,000,000           | 0                    | 21,000,000           |
| SA25C              | DHCD: Partnership Rental Housing Program                        | 6,000,000                 | 0              | 0                   | 0                   | 0                    | 6,000,000            |
| SA25D              | DHCD: Rental Housing Programs                                   | 110,000,000               | 0              | 0                   | 19,500,000          | 9,000,000            | 138,500,000          |
| SA25E              | DHCD: Shelter and Transitional Housing Facilities Grant Program | 3,000,000                 | 0              | 0                   | 0                   | 0                    | 3,000,000            |
| SA25F              | DHCD: Special Loan Programs                                     | 4,000,000                 | 0              | 0                   | 4,400,000           | 5,045,000            | 13,445,000           |
| TG00A              | Commerce: Maryland Arts Capital Grant Program                   | 3,000,000                 | 0              | 0                   | 0                   | 0                    | 3,000,000            |
| <b>Subtotal</b>    |   | <b>\$291,600,000</b>      | <b>\$0</b>     | <b>\$31,000,000</b> | <b>\$69,800,000</b> | <b>\$214,897,401</b> | <b>\$607,297,401</b> |



| <b>Bonds</b> |  | <b>Current Funds (PAYGO)</b> |  |  |
|--------------|--|------------------------------|--|--|
|--------------|--|------------------------------|--|--|

| <b>Budget Code</b>    | <b>Project Title</b>   | <b>General Obligation</b> | <b>Revenue</b> | <b>General</b> | <b>Special</b> | <b>Federal</b> | <b>Total Funds</b> |
|-----------------------|--|---------------------------|----------------|----------------|----------------|----------------|--------------------|
| <b>Local Projects</b> |  |                           |                |                |                |                |                    |
| Y01A02A               | DGS: Inner Harbor Promenade  | \$0                       | \$0            | \$30,000,000   | \$0            | \$0            | \$30,000,000       |
| ZA00A                 | MISC: Adventist Health New Fort Washington Facility                            | 5,000,000                 | 0              | 0              | 0              | 0              | 5,000,000          |
| ZA00B                 | MISC: Anne Arundel County New Multicultural Center                             | 5,000,000                 | 0              | 0              | 0              | 0              | 5,000,000          |
| ZA00C                 | MISC: Blue Line Corridor – Film Studio and Soundstage Renovation               | 2,500,000                 | 0              | 0              | 0              | 0              | 2,500,000          |
| ZA00D                 | MISC: Bowie Mill Road New Bike Trail   | 1,000,000                 | 0              | 0              | 0              | 0              | 1,000,000          |
| ZA00E                 | MISC: Building African American Minds Inc. New Academic Center                 | 1,500,000                 | 0              | 0              | 0              | 0              | 1,500,000          |
| ZA00F                 | MISC: City of Cumberland – Evitts Creek Phase IV Sewer Main Replacement        | 500,000                   | 0              | 0              | 0              | 0              | 500,000            |
| ZA00G                 | MISC: City of Salisbury Infrastructure Improvements                            | 2,000,000                 | 0              | 0              | 0              | 0              | 2,000,000          |
| ZA00H                 | MISC: Extended North Tunnel Flood Mitigation Improvements                      | 10,000,000                | 0              | 0              | 0              | 0              | 10,000,000         |
| ZA00I                 | MISC: Federal Bureau of Investigation Headquarters Relocation                  | 100,000,000               | 0              | 0              | 0              | 0              | 100,000,000        |
| ZA00J                 | MISC: Greater Baltimore Urban League Headquarters Renovation                   | 1,000,000                 | 0              | 0              | 0              | 0              | 1,000,000          |
| ZA00K                 | MISC: Hippodrome Foundation France-Merrick Performing Arts Center Improvements | 600,000                   | 0              | 0              | 0              | 0              | 600,000            |
| ZA00L                 | MISC: Historic Annapolis Restoration   | 3,100,000                 | 0              | 0              | 0              | 0              | 3,100,000          |

| <b>Bonds</b> |  | <b>Current Funds (PAYGO)</b> |  |  |
|--------------|--|------------------------------|--|--|
|--------------|--|------------------------------|--|--|

| <b>Budget Code</b> | <b>Project Title</b>   | <b>General Obligation</b> | <b>Revenue</b> | <b>General</b> | <b>Special</b> | <b>Federal</b> | <b>Total Funds</b> |
|--------------------|--|---------------------------|----------------|----------------|----------------|----------------|--------------------|
| ZA00M              | MISC: Holiday Park Senior Center Improvements  | 1,500,000                 | 0              | 0              | 0              | 0              | 1,500,000          |
| ZA00O              | MISC: Luminis Health Doctors Community Medical Center New Obstetrical Care Tower                   | 10,000,000                | 0              | 0              | 0              | 0              | 10,000,000         |
| ZA00P              | MISC: Maryland Center for History and Culture Enoch Pratt House and Collections Storage Renovation | 2,500,000                 | 0              | 0              | 0              | 0              | 2,500,000          |
| ZA00Q              | MISC: Maryland Hall for the Creative Arts  | 1,100,000                 | 0              | 0              | 0              | 0              | 1,100,000          |
| ZA00V              | MISC: Maryland Zoo in Baltimore Infrastructure and Habitat Improvements                            | 4,903,000                 | 0              | 0              | 0              | 0              | 4,903,000          |
| ZA00W              | MISC: Montgomery County Recreational Facilities Playground Equipment Replacement                   | 1,400,000                 | 0              | 0              | 0              | 0              | 1,400,000          |
| ZA00X              | MISC: National Aquarium in Baltimore Infrastructure Improvements                                   | 1,000,000                 | 0              | 0              | 0              | 0              | 1,000,000          |
| ZA00Y              | MISC: New Downtown Frederick Hotel and Conference Center   | 7,500,000                 | 0              | 0              | 0              | 0              | 7,500,000          |
| ZA00Z              | MISC: New Randallstown Library and Recreation Center   | 10,000,000                | 0              | 0              | 0              | 0              | 10,000,000         |
| ZA00AA             | MISC: New Robert Hunt Revitalization Center  | 1,500,000                 | 0              | 0              | 0              | 0              | 1,500,000          |
| ZA00AB             | MISC: New Southern Streams Health and Wellness Center  | 2,500,000                 | 0              | 0              | 0              | 0              | 2,500,000          |
| ZA00AC             | MISC: North Bethesda Metro Station Access Improvements   | 3,000,000                 | 0              | 0              | 0              | 0              | 3,000,000          |
| ZA00AD             | MISC: Pennsylvania Avenue Black Arts and Entertainment District New Sanaa Center                   | 2,000,000                 | 0              | 0              | 0              | 0              | 2,000,000          |

| Budget Code                                    | Project Title  | Bonds                  |                      | Current Funds (PAYGO) |                        |                        | Total Funds            |
|--|--|------------------------|----------------------|-----------------------|------------------------|------------------------|------------------------|
|  |  | General Obligation     | Revenue              | General               | Special                | Federal                |                        |
| ZA00AE   | MISC: Pikesville Armory Foundation Pikesville Armory Renovation    | 5,000,000              | 0                    | 0                     | 0                      | 0                      | 5,000,000              |
| ZA00AF   | MISC: Town of Boonsboro Water Reservoir Replacement                | 1,500,000              | 0                    | 0                     | 0                      | 0                      | 1,500,000              |
| ZA00AG   | MISC: Town of La Plata New Phoenix Run Community Center            | 500,000                | 0                    | 0                     | 0                      | 0                      | 500,000                |
| ZA00AH   | MISC: Western Maryland Scenic Railroad Potomac River Bridge Repair | 1,500,000              | 0                    | 0                     | 0                      | 0                      | 1,500,000              |
| ZA00AI   | MISC: Westminster Fiber Network Construction Project               | 750,000                | 0                    | 0                     | 0                      | 0                      | 750,000                |
| ZA02   | Local Senate Initiatives   | 25,000,000             | 0                    | 0                     | 0                      | 0                      | 25,000,000             |
| ZA03   | Local House Initiatives  | 25,000,000             | 0                    | 0                     | 0                      | 0                      | 25,000,000             |
| <b>Subtotal</b>                                |  | <b>\$240,353,000</b>   | <b>\$0</b>           | <b>\$30,000,000</b>   | <b>\$0</b>             | <b>\$0</b>             | <b>\$270,353,000</b>   |
| <b>Transportation</b>                          |  |                        |                      |                       |                        |                        |                        |
| JA0105A  | MDOT: Washington Metropolitan Transit Authority Upgrades           | \$167,000,000          | \$0                  | \$0                   | \$0                    | \$0                    | \$167,000,000          |
| JD0002A  | MDOT: Howard Street Tunnel   | 20,000,000             | 0                    | 0                     | 0                      | 0                      | 20,000,000             |
| <b>Subtotal</b>                                |  | <b>\$187,000,000</b>   | <b>\$0</b>           | <b>\$0</b>            | <b>\$0</b>             | <b>\$0</b>             | <b>\$187,000,000</b>   |
| <b>Current Year Total (Excluding MDOT CTP)</b> |  | <b>\$1,792,830,000</b> | <b>\$455,410,000</b> | <b>\$73,960,000</b>   | <b>\$451,883,252</b>   | <b>\$449,184,511</b>   | <b>\$3,223,267,763</b> |
| <b>Transportation CTP</b>                      |  | <b>\$0</b>             | <b>\$155,000,000</b> | <b>\$0</b>            | <b>\$1,228,209,750</b> | <b>\$1,436,079,910</b> | <b>\$2,819,289,660</b> |
| <b>Current Year Total (Including MDOT CTP)</b> |  | <b>\$1,792,830,000</b> | <b>\$610,410,000</b> | <b>\$73,960,000</b>   | <b>\$1,680,093,002</b> | <b>\$1,885,264,421</b> | <b>\$6,042,557,423</b> |

| Budget Code                                       | Project Title                 | Bonds                  |                      | Current Funds (PAYGO) |                        |                        | Total Funds            |
|---|-------------------------------|------------------------|----------------------|-----------------------|------------------------|------------------------|------------------------|
|   |                               | General Obligation     | Revenue              | General               | Special                | Federal                |                        |
| Deauthorizations as Introduced                    |                               | \$42,830,000           | \$0                  | \$0                   | \$0                    | \$0                    | \$42,830,000           |
| <b>Current Year Total (Less Deauthorizations)</b> |                               | <b>\$1,750,000,000</b> | <b>\$610,410,000</b> | <b>\$73,960,000</b>   | <b>\$1,680,093,002</b> | <b>\$1,885,264,421</b> | <b>\$5,999,727,423</b> |
| <b>Fiscal 2024 Deficiencies</b>                   |                               |                        |                      |                       |                        |                        |                        |
| S00A2509  | DHCD: Special Loan Programs   | \$0                    | \$0                  | \$0                   | \$0                    | \$2,191,000            | \$2,191,000            |
| S00A2508  | DHCD: Homeownership Programs  | 0                      | 0                    | 0                     | 1,000,000              | 0                      | 1,000,000              |
| S00A2507  | DHCD: Rental Housing Programs | 0                      | 0                    | 0                     | 0                      | 10,600,000             | 10,600,000             |
| <b>Total Fiscal 2024 Deficiencies</b>             |                               | <b>\$0</b>             | <b>\$0</b>           | <b>\$0</b>            | <b>\$1,000,000</b>     | <b>\$12,791,000</b>    | <b>\$13,791,000</b>    |
| <b>Entire Budget Total</b>                        |                               | <b>\$1,792,830,000</b> | <b>\$610,410,000</b> | <b>\$73,960,000</b>   | <b>\$1,681,093,002</b> | <b>\$1,898,055,421</b> | <b>\$6,056,348,423</b> |

<sup>1</sup> Reflects the allocation of \$11,386,000 of Transfer Tax Revenue special funds from the DNR Natural Resources Development Fund to the MES State Water and Sewer Infrastructure Improvement fund for work at State Park facilities.

<sup>2</sup> Figures do not include \$10.0 million of general funds for the School Construction Revolving Loan Fund, which are contingently reduced in the BRFA of 2024.

<sup>3</sup> Figures do not include \$5.0 million of general funds for the Business Façade Program, which are contingently reduced in the BRFA of 2024. The budget provides \$5.0 million of GO bond funds to fully fund the mandate.

**Appendix 4**  
**Capital Budget – Status of 2023 Session Legislative Preauthorizations for Fiscal 2025**  
(\$ in Millions)

| <u>Agency</u> | <u>Project Title</u>   | <u>Preauthorization<br/>Amount</u> | <u>2025 Funded<br/>Amount</u> | <u>Difference</u> |
|---------------|--|------------------------------------|-------------------------------|-------------------|
| DPSCS         | New Life Skills and Re-Entry Center for Women  | \$2.50                             | \$4.03                        | \$1.53            |
| MISC          | Inner Harbor Promenade*  | 30.00                              | 30.00                         | 0.00              |
| UMMS          | University of Maryland Shore Regional Health – New Easton<br>Regional Medical Center | 20.00                              | 20.00                         | 0.00              |
| MISC          | Extended North Tunnel  | 10.00                              | 10.00                         | 0.00              |
| MISC          | Luminis Health Doctors Community Medical Center New<br>Obstetrical Care Tower        | 10.00                              | 10.00                         | 0.00              |
| UMCP          | Graduate Student Housing   | 5.00                               | 5.00                          | 0.00              |
| MISC          | Pikesville Armory Renovation   | 5.00                               | 5.00                          | 0.00              |
| MISC          | Southern Streams Health and Wellness Center  | 2.50                               | 2.50                          | 0.00              |
| UMB           | Institute for Health Computing   | 2.00                               | 2.00                          | 0.00              |
| MISC          | City of Salisbury Infrastructure Improvements  | 2.00                               | 2.00                          | 0.00              |
| MISC          | Hippodrome Foundation  | 0.60                               | 0.60                          | 0.00              |
| MISC          | Westminster Fiber Project  | 1.00                               | 0.75                          | -0.25             |
| MISC          | Pascal Crisis Stabilization Center   | 0.25                               | 0.00                          | -0.25             |
| MISC          | Sound Barrier  | 0.25                               | 0.00                          | -0.25             |
| MISC          | American Cancer Society – Hope Lodge Baltimore                                       | 0.25                               | 0.00                          | -0.25             |
| MISC          | Liberty Sports Park  | 0.50                               | 0.00                          | -0.50             |
| UMB           | Dental Ambulatory Surgery Center   | 2.00                               | 1.14                          | -0.86             |
| MISC          | Everyman Theatre   | 1.00                               | 0.00                          | -1.00             |
| MISC          | Baltimore Electrical JATC Expansion  | 1.00                               | 0.00                          | -1.00             |
| MISC          | Children's National Hospital – Tech Hill Pharmacy                                    | 1.00                               | 0.00                          | -1.00             |
| MISC          | Charles P. Crane Plant   | 1.00                               | 0.00                          | -1.00             |
| MISC          | Electrical Alliance  | 1.00                               | 0.00                          | -1.00             |
| MES           | Elk Neck State Park – Wastewater Treatment Plant Upgrade**                           | 4.50                               | 3.47                          | -1.03             |
| MISC          | Bowie Mill Bike Trail  | 2.10                               | 1.00                          | -1.10             |
| MISC          | City of Laurel Historical Dam Ruins at Riverfront Park Restoration                   | 1.20                               | 0.00                          | -1.20             |
| MISC          | Clay Hill Public Charter School  | 1.20                               | 0.00                          | -1.20             |
| MISC          | University of Maryland Shore Medical Center at Chestertown                           | 1.25                               | 0.00                          | -1.25             |
| MISC          | Montgomery County Local Public School Playgrounds                                    | 1.35                               | 0.00                          | -1.35             |
| MISC          | Riverdale Park Upgrades  | 1.50                               | 0.00                          | -1.50             |
| MISC          | Washington County Museum of Fine Arts  | 1.50                               | 0.00                          | -1.50             |
| MISC          | Shady Grove Medical Center   | 2.00                               | 0.00                          | -2.00             |
| MISC          | MedStar Montgomery Medical Center  | 2.00                               | 0.00                          | -2.00             |
| MISC          | Olney Boys and Girls Club – Performance Sports Center                                | 2.00                               | 0.00                          | -2.00             |
| MISC          | Catholic Charities – Intergenerational Center  | 2.00                               | 0.00                          | -2.00             |
| MISC          | MedStar Southern Maryland Hospital   | 2.00                               | 0.00                          | -2.00             |
| MHEC          | Montgomery College – Germantown – Student Services Center                            | 4.80                               | 1.84                          | -2.96             |
| UMCP          | Health and Human Sciences Building   | 4.95                               | 0.00                          | -4.95             |
| MISC          | Cheverly Hospital Demolition   | 5.00                               | 0.00                          | -5.00             |
| MISC          | North Bethesda Metro Station   | 10.00                              | 3.00                          | -7.00             |
| <b>Total</b>  |  | <b>\$148.20</b>                    | <b>\$102.32</b>               | <b>-\$45.88</b>   |

\* Funding for the Inner Harbor Promenade project is provided in fiscal 2025 using PAYGO general funds budgeted in the DPA.

\*\* Funding for the Elk Neck State Park – Wastewater Treatment Plant Upgrade is provided in fiscal 2025 using special funds available from transfer tax revenues.

**Appendix 5**  
**Status of Fiscal 2025 Capital Mandates**  
(\$ in Thousands)

| <u>Agency</u>                                | <u>Program</u>   | <u>Mandate Amount</u> | <u>Funding Amount</u> | <u>Amount Over/Under Mandate</u> |
|--|--|-----------------------|-----------------------|----------------------------------|
| Commerce                                     | Maryland Arts Capital Grant Program                    | \$3,000               | \$3,000               | \$0                              |
| DHCD   | Baltimore Regional Neighborhoods Initiative            | 12,000                | 27,000                | 15,000                           |
| DHCD   | Seed Anchor Institution Fund                           | 10,000                | 10,000                | 0                                |
| DHCD   | National Capital Strategic Economic Development Fund   | 12,000                | 12,000                | 0                                |
| DHCD   | Shelter and Transitional Housing                       | 3,000                 | 3,000                 | 0                                |
| DHCD   | Business Façade Improvement Program                    | 5,000                 | 5,000                 | 0                                |
| DNR  | Oyster Restoration Activities in the Eastern Bay       | 1,000                 | 1,000                 | 0                                |
| IAC  | Supplemental Capital Grant Program                     | 40,000                | 40,000                | 0                                |
| IAC  | Healthy School Facility Fund                           | 90,000                | 90,000                | 0                                |
| IAC  | Aging Schools Program                                  | 6,109                 | 6,109                 | 0                                |
| IAC  | School Construction Revolving Loan Fund                | 10,000                | 0                     | -10,000                          |
| MDP  | African American Heritage Preservation Program         | 5,000                 | 5,000                 | 0                                |
| MHEC   | Community Colleges Facilities Renewal Grant Program    | 1,903                 | 1,903                 | 0                                |
| MSLA   | Public Library Capital Grant Program                   | 7,500                 | 11,961                | 4,461                            |
| <b>Total GO Bond / General Fund Mandates</b> |  | <b>\$206,512</b>      | <b>\$215,973</b>      | <b>\$9,461</b>                   |
| DNR  | Baltimore City Direct Grant – Program Open Space       | \$10,000              | \$10,000              | \$0                              |
| DNR  | Rural Legacy Program                                   | 5,000                 | 5,000                 | 0                                |
| IAC  | Prince George's County Public-Private Partnership Fund | 27,000                | 27,000                | 0                                |
| <b>Total Special Fund Mandates</b>           |  | <b>\$42,000</b>       | <b>\$42,000</b>       | <b>\$0</b>                       |
| <b>Total Mandates</b>                        |  | <b>\$248,512</b>      | <b>\$257,973</b>      | <b>\$9,461</b>                   |

**Appendix 6**  
**Proposed Deauthorizations and Other Amendments to Prior Authorizations**  
**Maryland Consolidated Capital Bond Loan of 2024**

**Deauthorizations**

| <u>Chapter Law</u>  | <u>Agency</u> | <u>Project Title</u>   | <u>Amount Deauthorized</u> | <u>Reason</u>    |
|---|---------------|--|----------------------------|------------------|
| Chapter 495 of 2015   | DMIL          | Freedom Readiness Center   | -\$354,907                 | Project complete |
| Chapter 9 of 2018   | DMIL          | Freedom Readiness Center   | -1,458,697                 | Project complete |
| Chapter 9 of 2018   | DPSCS         | Montgomery Pre-Release Center  | -463,523                   | Project complete |
| Chapter 14 of 2019  | DMIL          | Freedom Readiness Center   | -2,505,834                 | Project complete |
| Chapter 14 of 2019  | DPSCS         | Calvert County Detention Center Site and Security Improvements             | -249,000                   | Project canceled |
| Chapter 14 of 2019  | DPSCS         | Queen Anne's County Detention Center Additions and Renovations             | -678,000                   | Project canceled |
| Chapter 537 of 2020   | MDEM          | Maryland Emergency Management Agency Headquarters Renovation and Expansion | -392,416                   | Project canceled |
| Chapter 537 of 2020   | DPSCS         | Jessup Region and Western Maryland Perimeter Security Upgrades             | -921,000                   | Project canceled |
| Chapter 537 of 2020   | DPSCS         | Queen Anne's County Detention Center Additions and Renovations             | -4,852,000                 | Project canceled |
| Chapter 63 of 2021,<br>as amended by<br>Chapter 344 of 2022 | DJS           | Cheltenham Youth Treatment Center  | -6,920,232                 | Project canceled |
| Chapter 344 of 2022   | DJS           | Cheltenham Youth Detention Center – Addition for Females                   | -1,623,000                 | Project canceled |
| Chapter 344 of 2022   | MHA           | Luminis Health Anne Arundel Medical Center                                 | -600,000                   | Project canceled |
| Chapter 102 of 2023   | MDEM          | Maryland Department of Emergency Management Headquarters                   | -7,954,000                 | Project canceled |
| Chapter 102 of 2023   | TU            | New College of Health Professions Building                                 | -1,950,391                 | Project modified |
| Chapter 102 of 2023   | MSU           | Jenkins Demolition   | -1,037,000                 | Project delayed  |
| Chapter 102 of 2023   | DPSCS         | Queen Anne's County Detention Center Additions and Renovations             | -10,870,000                | Project canceled |
| <b>Deauthorizations as Introduced</b>                       |               |  | <b>-\$42,830,000</b>       |                  |

**Other Amendments**

| <u>Chapter Law</u>  | <u>Agency</u> | <u>Project Title</u>   | <u>Proposed Amendment</u>                    |
|---------------------|---------------|--|--|
| Chapter 495 of 2015 | DPSCS         | Hot Water and Steam System Improvements – Eastern Correctional Institution | Extends the termination date to June 1, 2026 |
| Chapter 27 of 2016  | DPSCS         | Hot Water and Steam System Improvements – Eastern Correctional Institution | Extends the termination date to June 1, 2026 |

**Appendix 7**  
**General Obligation Bond Preauthorizations**

| <u>Agency</u>                          | <u>Project Title</u>  | <u>2025<br/>Session</u> | <u>2026<br/>Session</u> | <u>2027<br/>Session</u> | <u>2028<br/>Session</u> |
|--|---|-------------------------|-------------------------|-------------------------|-------------------------|
| BPW                                    | William Donald Schaefer Tower Renovation                            | \$32,728,000            | \$32,728,000            | \$24,546,000            |                         |
| BPW                                    | Judiciary New Supreme Court of Maryland Building                    | 71,779,000              | 23,926,000              |                         |                         |
| BPW                                    | Judiciary Washington County District Court Renovation and Expansion | 2,627,000               |                         |                         |                         |
| DMIL                                   | Frederick Readiness Center Renovation and Expansion                 | 2,678,000               |                         |                         |                         |
| DNR                                    | Natural Resources Development Fund                                  | 1,839,000               |                         |                         |                         |
| MDH                                    | Demolish Decommissioned Buildings                                   | 1,541,000               |                         |                         |                         |
| MDH                                    | Renovation of Clifton T. Perkins Hospital North Wing                | 14,809,000              |                         |                         |                         |
| DPSCS                                  | High Temperature Distribution and Perimeter Security Improvements   | 5,798,000               |                         |                         |                         |
| UMB                                    | New Dental Ambulatory Surgery Center                                | 862,000                 |                         |                         |                         |
| UMB                                    | New School of Social Work Building                                  | 37,089,000              | 41,665,000              |                         |                         |
| UMB                                    | Central Electric Substation and Electrical Infrastructure Upgrades  |                         |                         | 1,523,000               |                         |
| UMCP                                   | Graduate Student Housing Site Development                           | 4,600,000               |                         |                         |                         |
| UMCP                                   | New Interdisciplinary Engineering Building – Zupnik Hall            | 52,200,000              | 1,412,000               |                         |                         |
| TU                                     | Smith Hall Renovation and Reconstruction                            | 70,509,000              | 15,128,000              |                         |                         |
| SU                                     | Blackwell Hall Renovation   | 26,306,000              | 5,442,000               |                         |                         |
| UMBC                                   | Sherman Hall Renovation   | 26,701,000              | 2,087,000               |                         |                         |
| USMO                                   | Rita Colwell Center Deferred Maintenance                            | 5,099,000               |                         |                         |                         |
| MHEC                                   | Community College Construction Grant Program                        | 11,916,000              |                         |                         |                         |
| MSU                                    | Campus Expansion Phase I Lake Clifton High School Demolition        | 4,171,000               |                         |                         |                         |
| MSU                                    | Carter-Grant-Wilson Building Renovation                             | 17,182,000              | 11,455,000              |                         |                         |
| MSU                                    | New Science Center Phase II   | 60,252,000              | 60,252,000              | 60,252,000              | \$25,105,000            |
| DSP                                    | Barrack L Forestville New Barrack and Garage                        | 10,748,000              | 1,791,000               |                         |                         |
| <b>Preauthorizations as Introduced</b> |   | <b>\$461,434,000</b>    | <b>\$195,886,000</b>    | <b>\$86,321,000</b>     | <b>\$25,105,000</b>     |



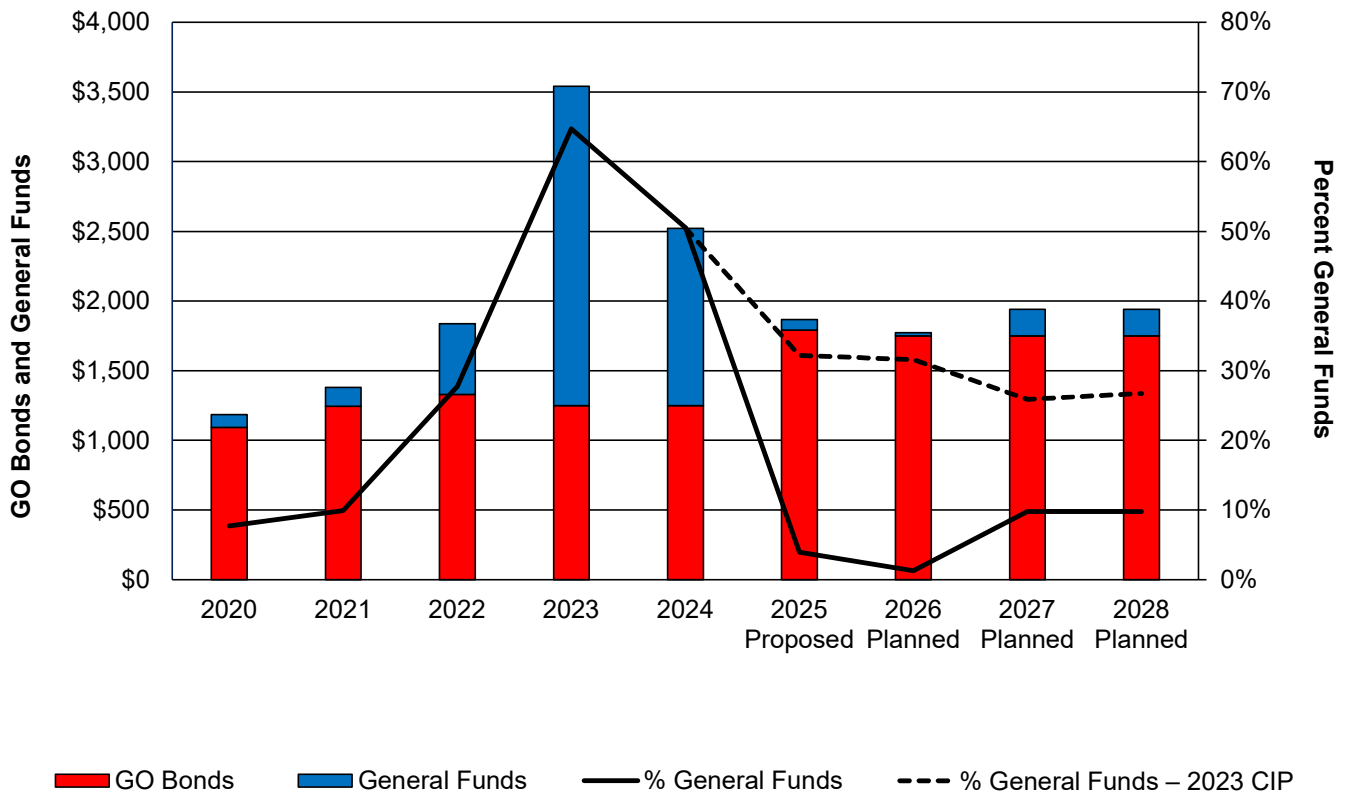
**Appendix 8  
Status of Capital Funds Appropriated in the DPA**

| <u>Agency</u>                          | <u>Project Title</u>  | <u>Amount<br/>Funded</u>   | <u>Amount<br/>Released</u> | <u>Proposed<br/>Transfer to GF</u> | <u>Amount<br/>Remaining</u> |     |
|--|---|--|----------------------------|------------------------------------|-----------------------------|-----|
| <b>Fiscal 2023</b>                     |   |  |                            |                                    |                             |     |
| BPW                                    | Facilities Renewal Fund   | \$75,000,000   | \$10,000,000               |                                    | \$65,000,000                |     |
| MDVA                                   | New Veterans Home   | 63,261,000   | 4,200,000                  |                                    | 59,061,000                  |     |
| MDOT                                   | WMATA Grants  | 167,000,000  | 167,000,000                |                                    | 0                           |     |
| DNR                                    | Critical Maintenance Program                                    | 25,000,000   | 0                          |                                    | 25,000,000                  |     |
| DNR                                    | Natural Resources Development Fund – POS Repayment              | 8,231,292  | 8,231,292                  |                                    | 0                           |     |
| DNR                                    | POS – State – POS Repayment                                     | 6,649,886  | 6,649,886                  |                                    | 0                           |     |
| DNR                                    | POS – Local – POS Repayment                                     | 4,959,161  | 4,959,161                  |                                    | 0                           |     |
| DNR                                    | Rural Legacy Program – POS Repayment                            | 1,099,836  | 1,099,836                  |                                    | 0                           |     |
| MDA                                    | Maryland Agricultural Land Preservation Program – POS Repayment | 3,750,442  | 3,750,442                  |                                    | 0                           |     |
| USM                                    | Capital Facilities Renewal                                      | 65,000,000   | 50,033,000                 |                                    | 14,967,000                  |     |
| BCCC                                   | Deferred Maintenance  | 5,000,000  | 0                          |                                    | 5,000,000                   |     |
| SMCM                                   | Campus Infrastructure Improvements                              | 5,000,000  | 5,000,000                  |                                    | 0                           |     |
| MHEC                                   | Community College Facilities Renewal Grant Program              | 15,000,000   | 11,812,000                 |                                    | 3,188,000                   |     |
| MSU                                    | Deferred Maintenance and Site Improvements                      | 10,000,000   | 0                          |                                    | 10,000,000                  |     |
| <b>Subtotal DPA (Introduced-Final)</b> |   | <b>\$454,951,617</b>   | <b>\$272,735,617</b>       | <b>\$0</b>                         | <b>\$182,216,000</b>        |     |
| 45                                     | MSD   | Veditz Building Renovation   | \$9,562,000                | \$9,562,000                        |                             | \$0 |
|  | HSMCC   | Maryland Heritage Interpretive Center                              | 12,011,000                 | 12,011,000                         |                             | 0   |
|  | DJS   | Baltimore City Juvenile Justice Center                             | 10,292,000                 | 10,292,000                         |                             | 0   |
|  | MSU   | New Health and Human Services Building                             | 66,020,000                 | 66,020,000                         |                             | 0   |
|  | DPSCS   | High Temperature Distribution and Perimeter Security Improvements  | 10,776,000                 | 10,776,000                         |                             | 0   |
|  | DPSCS   | Jessup Regional Electrical Infrastructure Upgrade                  | 3,076,000                  | 3,076,000                          |                             | 0   |
|  | BPW   | Renovations to 2100 Guilford Ave                                   | 28,884,000                 | 0                                  | \$28,884,000                | 0   |
|  | DSP   | Barrack V Berlin: New Barrack and Forensic Lab                     | 11,145,000                 | 11,145,000                         |                             | 0   |
|  | UMB   | Central Electric Substation and Electric Infrastructure Upgrades   | 16,138,000                 | 16,138,000                         |                             | 0   |
|  | UMCP  | Chemistry Building Wing 1 Replacement                              | 57,817,000                 | 57,817,000                         |                             | 0   |
|  | BSU   | Communication Arts and Humanities Building                         | 73,247,000                 | 73,247,000                         |                             | 0   |
|  | CSU   | Percy Julian Building Renovation                                   | 2,500,000                  | 2,500,000                          |                             | 0   |
|  | TU  | New College of Health Professions Building                         | 88,695,000                 | 88,695,000                         |                             | 0   |
|  | MDOT  | Howard Street Tunnel   | 51,500,000                 | 51,500,000                         |                             | 0   |
|  | MES   | Dorsey Run Wastewater Treatment Plant – Sludge Processing Facility | 523,000                    | 523,000                            |                             | 0   |
|  | MES   | Camp Fretterd – Water and Wastewater System Upgrades               | 7,700,000                  | 7,700,000                          |                             | 0   |
|  | MES   | Horn Point Laboratory Sewer Collection System                      | 188,000                    | 188,000                            |                             | 0   |
|  | MES   | Cheltenham Youth Center – Wastewater Treatment Plant Upgrades      | 6,733,000                  | 6,733,000                          |                             | 0   |
|  | MES   | Cheltenham Youth Center – Water Treatment Plant Upgrades           | 1,260,000                  | 1,260,000                          |                             | 0   |
|  | MES   | ECI – Wastewater Treatment Plan and Reverse Osmosis                | 450,000                    | 450,000                            |                             | 0   |
|  | MES   | Charlotte Hall Water Treatment Plant and Storage System Upgrades   | 490,000                    | 490,000                            |                             | 0   |
|  | MDEM  | Headquarters Renovation  | 9,090,000                  | 0                                  | 9,090,000                   | 0   |

| <u>Agency</u>                                   | <u>Project Title</u>  | <u>Amount<br/>Funded</u> | <u>Amount<br/>Released</u> | <u>Proposed<br/>Transfer to GF</u> | <u>Amount<br/>Remaining</u> |
|---|---|--------------------------|----------------------------|------------------------------------|-----------------------------|
| MSU   | New Science Center  | \$7,040,000              | \$7,040,000                |                                    | \$0                         |
| Judiciary                                       | Shillman Building Conversion  | 25,805,000               | 25,805,000                 |                                    | 0                           |
| DSP   | Tactical Services Facility  | 3,888,000                | 3,888,000                  |                                    | 0                           |
| UMCES   | Chesapeake Analytics Collaborative Building                                       | 9,389,000                | 9,389,000                  |                                    | 0                           |
| MDP   | Maryland Archaeological Conservation Laboratory Expansion                         | 3,505,000                | 3,505,000                  |                                    | 0                           |
| BCCC  | Learning Commons  | 2,186,000                | 2,186,000                  |                                    | 0                           |
| DPSCS   | Therapeutic Treatment Center  | 13,945,000               | 13,945,000                 |                                    | 0                           |
| BPW   | Harford District Court  | 12,000,000               | 12,000,000                 |                                    | 0                           |
| TU  | Smith Hall Renovation   | 6,066,000                | 6,066,000                  |                                    | 0                           |
| SU  | Blackwell Hall Renovation   | 1,940,000                | 1,940,000                  |                                    | 0                           |
| MHEC  | Catonsville – Student Services Center Renovation and Expansion (Baltimore County) | 1,170,000                | 1,170,000                  |                                    | 0                           |
| MHEC  | Dundalk – Student Service Center Renovation (Baltimore County)                    | 256,000                  | 256,000                    |                                    | 0                           |
| MHEC  | Essex – Wellness and Athletics Center Renovation and Addition (Baltimore County)  | 2,056,000                | 2,056,000                  |                                    | 0                           |
| MHEC  | Multiple Building Roof Replacement (Baltimore County)                             | 700,000                  | 700,000                    |                                    | 0                           |
| MHEC  | Systemic Renovation (Carroll)   | 3,251,000                | 3,251,000                  |                                    | 0                           |
| MHEC  | Chesapeake Welcome Center Renovation and Addition (Harford)                       | 7,655,000                | 7,655,000                  |                                    | 0                           |
| MHEC  | Mathematics and Athletic Complex (Howard)   | 14,794,000               | 14,794,000                 |                                    | 0                           |
| MHEC  | Catherine and Isiah Leggett Math and Science Building (Montgomery)                | 3,939,000                | 3,939,000                  |                                    | 0                           |
| MHEC  | Takoma Park Silver Spring Library Renovation (Montgomery)                         | 3,693,000                | 3,693,000                  |                                    | 0                           |
| MHEC  | Marlboro Hall Renovation and Addition (Prince George's)                           | 10,000,000               | 10,000,000                 |                                    | 0                           |
| MHEC  | Second Entrance Drive Widening (Washington)                                       | 3,989,000                | 3,989,000                  |                                    | 0                           |
| MHEC  | Chesapeake College Learning Resource Center Chiller and Roof (Regional)           | 903,000                  | 903,000                    |                                    | 0                           |
| MHEC  | College of Southern Maryland – Hughesville Center for Health Science (Regional)   | 683,000                  | 683,000                    |                                    | 0                           |
| MHEC  | College of Southern Maryland – Student Resource Center (Regional)                 | 2,421,000                | 2,421,000                  |                                    | 0                           |
| MHEC  | Wor-Wic Community College – Applied Technology Building (Regional)                | 11,525,000               | 11,525,000                 |                                    | 0                           |
| DoIT  | Public Safety Communication System  | 13,084,000               | 13,084,000                 |                                    | 0                           |
| UMMS  | Comprehensive Cancer Treatment and Organ Transplant Center                        | 25,000,000               | 0                          |                                    | 25,000,000                  |
| MDEM  | Conowingo Dam Watershed   | 25,000,000               | 5,000,000                  |                                    | 20,000,000                  |
| MES   | Conowingo Dam Dredging  | 6,000,000                | 0                          | 6,000,000                          | 0                           |
| FSU   | Facilities Renewal  | 10,000,000               | 10,000,000                 |                                    | 0                           |
| BPW   | Facilities Renewal Program  | 35,000,000               | 35,000,000                 |                                    | 0                           |
| BPW   | State House Exterior and Grounds Restoration                                      | 26,123,000               | 26,123,000                 |                                    | 0                           |
| DNR   | Oyster Restoration Program  | 13,620,000               | 13,620,000                 |                                    | 0                           |
| MISC  | Maryland Food Center Authority  | 10,000,000               | 10,000,000                 |                                    | 0                           |
| DNR   | Community Parks and Playgrounds   | 5,000,000                | 5,000,000                  |                                    | 0                           |
| Judiciary                                       | Washington County District Court  | 3,950,000                | 3,950,000                  |                                    | 0                           |
| MSU   | New Science Center I  | 3,327,000                | 3,327,000                  |                                    | 0                           |
| DHCD  | Shelter and Transitional Housing  | 3,000,000                | 0                          |                                    | 3,000,000                   |
| <b>Subtotal DPA (Supplemental Budget No. 4)</b> |   | <b>\$800,000,000</b>     | <b>\$708,026,000</b>       | <b>\$43,974,000</b>                | <b>\$48,000,000</b>         |

| <u>Agency</u>  | <u>Project Title</u>   | <u>Amount<br/>Funded</u> | <u>Amount<br/>Released</u> | <u>Proposed<br/>Transfer to GF</u> | <u>Amount<br/>Remaining</u> |
|--|--|--------------------------|----------------------------|------------------------------------|-----------------------------|
| MDP  | Historic Revitalization Tax Credit                                 | \$10,000,000             | \$10,000,000               |                                    | \$0                         |
| <b>Subtotal DPA (Supplemental Budget No. 5)</b>        |  | <b>\$10,000,000</b>      | <b>\$10,000,000</b>        | <b>\$0</b>                         | <b>\$0</b>                  |
| <b>Total Fiscal 2023 General Fund PAYGO in the DPA</b> |  | <b>\$1,264,951,617</b>   | <b>\$990,761,617</b>       | <b>\$43,974,000</b>                | <b>\$230,216,000</b>        |
| <b>Fiscal 2024</b>                                     |  |                          |                            |                                    |                             |
| MDVA   | New Veterans Home  | \$6,326,000              |                            |                                    | \$6,326,000                 |
| MDOT   | WMATA Grants   | 167,000,000              | \$167,000,000              |                                    | 0                           |
| MDOT   | Transportation Priorities  | 100,000,000              |                            |                                    | 100,000,000                 |
| <b>Total Fiscal 2024 General Fund PAYGO in the DPA</b> |  | <b>\$273,326,000</b>     | <b>\$167,000,000</b>       | <b>\$0</b>                         | <b>\$106,326,000</b>        |
| <b>Fiscal 2025</b>                                     |  |                          |                            |                                    |                             |
| BPW  | Baltimore State Center Capital Planning and Demolition             | \$5,000,000              |                            |                                    | \$5,000,000                 |
| MISC   | Inner Harbor Promenade Improvements                                | 30,000,000               |                            |                                    | 30,000,000                  |
| MISC   | Johns Hopkins University Data Science and Computing Infrastructure | 6,960,000                |                            |                                    | 6,960,000                   |
| <b>Total Fiscal 2025 General Fund PAYGO in the DPA</b> |  | <b>\$41,960,000</b>      | <b>\$0</b>                 | <b>\$0</b>                         | <b>\$41,960,000</b>         |

**Appendix 9**  
**General Obligation Bond and General Fund Components of Capital Program**  
**Fiscal 2020-2028**  
**(\$ in Millions)**



**Appendix 10**  
**Comparison of CDAC, SAC, Governor’s Request, and**  
**Final Legislative Authorization**  
**1999 through 2024 Session**  
**(\$ in Millions)**

| <u>Session</u> | <u>CDAC</u> | <u>SAC</u> | <u>Governor</u> | <u>Final</u>       |
|----------------|-------------|------------|-----------------|--------------------|
| 1999           | \$445       | \$445      | \$445           | \$445              |
| 2000           | 460         | 460        | 460             | 460                |
| 2001           | 475         | 475        | 475             | 505 <sup>1</sup>   |
| 2002           | 520         | 720        | 731             | 720 <sup>2</sup>   |
| 2003           | 740         | 740        | 740             | 740                |
| 2004           | 655         | 655        | 655             | 655                |
| 2005           | 670         | 670        | 670             | 670                |
| 2006           | 690         | 690        | 690             | 690                |
| 2007           | 810         | 810        | 810             | 810                |
| 2008           | 935         | 935        | 935             | 935                |
| 2009           | 1,110       | 1,110      | 1,110           | 1,110              |
| 2010           | 1,140       | 1,140      | 1,140           | 1,140              |
| 2011           | 925         | 925        | 925             | 925                |
| 2012           | 1,075       | 1,075      | 1,075           | 1,075              |
| 2013           | 1,075       | 1,075      | 1,075           | 1,075              |
| 2014           | 1,160       | 1,160      | 1,160           | 1,160 <sup>3</sup> |
| 2015           | 1,170       | 1,095      | 995             | 1,045 <sup>4</sup> |
| 2016           | 995         | 1,055      | 995             | 995 <sup>5</sup>   |
| 2017           | 995         | 1,065      | 995             | 1,065              |
| 2018           | 995         | 1,075      | 995             | 1,075              |
| 2019           | 995         | 1,085      | 1,085           | 1,085              |
| 2020           | 1,095       | 1,095      | 1,095           | 1,095              |
| 2021           | 1,095       | 1,105      | 1,105           | 1,105              |
| 2022           | 900         | 900        | 1,165           | 1,165 <sup>6</sup> |
| 2023           | 600         | 1,205      | 1,205           | 1,205              |
| 2024           | 1,750       | 1,750      | 1,750           |                    |

<sup>1</sup>CDAC was reconvened in March 2001 and increased the limit to \$505 million.

<sup>2</sup>SAC increased the \$520 CDAC recommendation to make room for \$200 million of previously funded projects with PAYGO to be deauthorized and funded with GO bonds.

<sup>3</sup>Although the General Assembly concurred with the recommendation to increase the 2014 session authorization by \$75 million, SAC recommended against increasing out-year authorizations by \$75 million annually.

<sup>4</sup>General Assembly did not authorize new GO bonds to the \$1,095 million limit and instead constrained the limit to \$1,045 million, although \$48 million in bond premium was used to supplement State capital spending.

<sup>5</sup>General Assembly did not authorize new GO bonds to the \$1,055 million limit and instead constrained the limit to the Governor's recommendation of \$995 million, although this included the use of \$122 million in general funds to supplement the capital program later reduced to \$63 million through the actions of the Board of Public Works and the decision by the Administration to not appropriate \$48 million of general funds restricted in the State Reserve fund for capital purposes.

<sup>6</sup>SAC concurred with the CDAC recommendation to set the level of new GO bond authorizations at \$900 million provided the Governor use the State's fund balance to expand the use of PAYGO general funds.

Source: 2023 *Capital Debt Affordability Committee Report*

# Acronyms

|  |  |
|--|--|
| BCCC: Baltimore City Community College                       | MDP: Maryland Department of Planning                           |
| BPW: Board of Public Works                                   | MDVA: Maryland Department of Veterans Affairs                  |
| BRFA: Budget Reconciliation and Financing Act                | MES: Maryland Environmental Service                            |
| BSU: Bowie State University                                  | MHA: Maryland Hospital Association                             |
| CDAC: Capital Debt Affordability Committee                   | MHEC: Maryland Higher Education Commission                     |
| CIP: <i>Capital Improvement Plan</i>                         | MICUA: Maryland Independent College and University Association |
| Commerce: Maryland Department of Commerce                    | MISC: miscellaneous  |
| CSU: Coppin State University                                 | MSA: Maryland Stadium Authority                                |
| CTP: <i>Consolidated Transportation Program</i>              | MSD: Maryland School for the Deaf                              |
| DGS: Department of General Services                          | MSLA: Maryland State Library Agency                            |
| DHCD: Department of Housing and Community Development        | MSU: Morgan State University                                   |
| DJS: Department of Juvenile Services                         | PAYGO: pay-as-you-go   |
| DMIL: Military Department                                    | POS: Program Open Space  |
| DNR: Department of Natural Resources                         | SAC: Spending Affordability Committee                          |
| DoIT: Department of Information Technology                   | SMCM: St. Mary's College of Maryland                           |
| DPA: Dedicated Purpose Account                               | SU: Salisbury University                                       |
| DPSCS: Department of Public Safety and Correctional Services | TU: Towson University  |
| DSP: Department of State Police                              | UMB: University of Maryland, Baltimore Campus                  |
| ECI: Eastern Correctional Institution                        | UMBC: University of Maryland Baltimore County                  |
| FSU: Frostburg State University                              | UMCES: University of Maryland Center for Environmental Science |
| GF: General Fund   | UMCP: University of Maryland, College Park Campus              |
| GO: general obligation                                       | UMES: University of Maryland Eastern Shore                     |
| HSMCC: Historic St. Mary's City Commission                   | UMMS: University of Maryland Medical System                    |
| IAC: Interagency Commission on School Construction           | USM: University System of Maryland                             |
| MDA: Maryland Department of Agriculture                      | USMO: University System of Maryland Office                     |
| MDE: Maryland Department of the Environment                  | WMATA: Washington Metropolitan Area Transit Authority          |
| MDEM: Maryland Department of Emergency Management            |  |
| MDH: Maryland Department of Health                           |  |
| MDOD: Maryland Department of Disabilities                    |  |
| MDOT: Maryland Department of Transportation                  |  |