

5090
June 1, 2018

MEMORANDUM

From: Public Works Officer, Naval Support Activity Bethesda
To: Commander, Naval Support Activity Bethesda


Subj: 2017 WSSC WATER QUALITY REPORT AND NSAB SPECIFIC ADDENDUM

Ref: (a) OPNAVINST 5090.1D

Encl: (1) WSSC Water Quality Report
(2) NSAB Water Quality Report Addendum

1. Per reference (a), OPNAVINST 5090.1D, the Environmental Programs Division reviews annual Washington Suburban Sanitary Commission (WSSC) water quality reports and conducts supplemental water sampling at NSAB.
2. Forwarded for your review is the 2017 WSSC Water Quality Report, enclosure (1). This report details the quality of water supplied to NSAB by WSSC, which meets or exceeds all US Environmental Protection Agency standards for safety and quality.
3. The results of this sampling are summarized in the NSAB Water Quality Report Addendum, enclosure (2), and are consistent with the WSSC report in enclosure (1). These reports may be distributed to all NSAB departments and tenant organizations.
4. If you have any questions or require additional information please contact Ms. Karen Loomis, Multi-Media Program Manager in the Environmental Programs Division at 301-295-6393 or Ms. Susan Paul, Installation Environmental Programs Director at 301-295-2482.

Sincerely,



J. Chung
Public Works Officer



2017 Water Quality Report

Dear WSSC Customer,

At WSSC, our top priority is to continuously provide you with water that meets all strict federal Safe Drinking Water Act standards. And I'm proud to report that 2017 marked our 99th consecutive year of producing and delivering water that has never had a single drinking water quality violation. The men and women of WSSC take great pride in this accomplishment, and we work 24 hours a day, seven days a week, to fulfill this vital mission.



Delivering safe, clean, reliable water is at the heart of everything we do. Experts in our water quality division are focused on meeting all state and federal regulatory requirements, and skilled scientists at our Consolidated Laboratory conduct more than 500,000 water quality tests each year to ensure we maintain this unparalleled level of excellence. The proof of our commitment to exceptional water quality is captured in the pages of this report.

What's not in these pages, however, are the challenges facing WSSC and water/wastewater utilities across the country that threaten access to clean water. Despite water's importance to the health, safety and quality of life of every American, water infrastructure receives a small portion of federal infrastructure investment.

Nationwide, aging water and wastewater infrastructure are increasingly failing, respectively receiving "D" and "D+" ratings in the American Society of Civil Engineers' 2017 Infrastructure Report Card. This is a clear result of years of underfunding.

As the largest water and wastewater utility in Maryland, and one of the largest in the nation, WSSC is a leader on national issues impacting the water industry, including the need for more public and private investment to upgrade and replace buried infrastructure. While WSSC is in better shape than many utilities due to our planning and innovative use of technology, more must be done at the state and federal levels.

WSSC will continue to lead the fight on this issue, just as we continue to ensure clean drinking water remains affordable and that the funds we receive from our customers are well spent. I assure you that we are very mindful we are funded by ratepayers and we remain vigilant stewards of the public's money.

As we approach a century of service, WSSC's purpose remains the same – promoting innovation and leading the way in helping to solve the serious challenges facing our industry. Above all, we are proud to be your water utility and thank you for the opportunity to provide you with life's most precious resource since 1918.

Sincerely,

Carla A. Reid, *General Manager/CEO*

Important Health Information from the Environmental Protection Agency (EPA)

Drinking water, including bottled water, may reasonably be expected to contain at least small amounts of some contaminants. The presence of contaminants does not necessarily mean that the water poses a health risk.

Some people may be more vulnerable to contaminants in drinking water than the general population. Immuno-compromised persons, such as cancer patients undergoing chemotherapy, those who have undergone organ transplants, people with HIV/AIDS or other immune system disorders, and some elderly and infants, can be particularly at risk for infections; they should seek advice from their health care providers about drinking water.

EPA/Centers for Disease Control and Prevention guidelines on appropriate means to lessen the risk of infection by *Cryptosporidium* and other microbial contaminants are available from the EPA's Safe Drinking Water Hotline, 1-800-426-4791, or website, epa.gov/safewater. More information about contaminants and potential health effects also can be obtained from the EPA hotline or website.

For More Information



WSSC provides updated information about water quality and other aspects of the service delivery system on our website, wsscwater.com, or customers can call WSSC's testing laboratory at 301-206-7575 for more information. A Spanish translation, previous years' reports, and videos providing additional information are also available at wsscwater.com/waterquality.

The public is invited to a variety of project- and policy-related public hearings and informational workshops throughout the year. Commission meetings are generally held on the third Wednesday of every month, starting at 10:00 a.m. Public hearings on our proposed Capital Improvements Program usually take place in September. Public hearings on the proposed Operating Budget are usually held in early February. Please check our Public Calendars page as the time approaches.

WSSC provides speakers and tours for schools, homeowner associations and service groups. To request a speaker, a tour, or to obtain times and locations of the public hearings and events, please visit our website or call 301-206-8100.

This report contains very important information about your drinking water. Please find someone to translate it for you, or speak to someone who understands.

Este informe contiene información importante acerca de su agua potable. Haga que alguien lo traduzca para usted, o hable con alguien que lo entienda.

此报告包含有关您的饮用水的重要信息。请人帮您翻译出来，或请看懂此报告的人将内容说给您听。

Tài liệu này có tin tức quan trọng về nước uống của quý vị. Hãy nhờ người dịch cho quý vị, hoặc hỏi người nào hiểu tài liệu này.

Water Quality Data

DETECTED REGULATED CONTAMINANTS

SUBSTANCE	UNITS	PATUXENT TAP		POTOMAC TAP		MCL (or TT)	MCLG	VIOLA-TION?	MAJOR SOURCE IN DRINKING WATER
		LEVEL FOUND*	RANGE	LEVEL FOUND*	RANGE				
METALS									
Arsenic	µg/L	<2	n/d - <2	<2	n/d - <2	10	0	NO	Erosion of natural deposits; runoff from orchards
Barium	mg/L	0.03	0.02-0.03	0.03	0.03-0.04	2	2	NO	Discharge of drilling wastes & metal refineries; erosion of natural deposits
Total Chromium	µg/L	<2	n/d - <2	<2	n/d - <2	100	100	NO	Discharge from steel & pulp mills; erosion of natural deposits
Selenium	µg/L	n/d	n/d - n/d	<2	n/d - <2	50	50	NO	Discharge from petroleum and metal refineries; erosion of natural deposits; discharge from mines
INORGANIC CONTAMINANTS									
Fluoride	mg/L	0.7	0.5 - 0.7	0.6	0.5 - 0.8	4	4	NO	Water additive which promotes strong teeth; erosion of natural deposits
Nitrate	mg/L	0.94	0.48 - 1.4	1.2	0.71 - 1.6	10	10	NO	Runoff from fertilizer use; leaching from septic tanks, sewage; erosion of natural deposits
MICROBIAL CONTAMINANTS									
Turbidity	NTU	0.04	0.01-0.09 ¹	0.04	0.02 - 0.2 ¹	TT=1 NTU	n/a	NO	Soil runoff
Residual chlorine	% <0.3 NTU	100%	n/a	100%	n/a	TT=95% min	n/a	NO	
Viruses	mg/L	met TT requirements		met TT requirements		TT>=0.2	n/a	NO	Water additive used to control microbes
<i>Giardia lamblia</i>	n/a	met TT requirements		met TT requirements		TT=99.99% removal	0	NO	Human and animal fecal waste
<i>Cryptosporidium</i>	n/a	met TT requirements		met TT requirements		TT=99% removal	0	NO	Human and animal fecal waste
DISINFECTION BYPRODUCT (DBP) PRECURSOR									
Total Organic Carbon	n/a	met TT requirements		met TT requirements		TT	n/a	NO	Naturally present in the environment
PESTICIDES & SYNTHETIC ORGANIC CONTAMINANTS									
Atrazine	µg/L	<1	n/d - <1	n/d	n/d - n/d	3	3	NO	Runoff from herbicide used on row crops
Dalapon	µg/L	<1	<1 - <1	<1	n/d - <1	200	200	NO	Runoff from herbicide used on rights of way
Di(2-ethylhexyl)phthalate	µg/L	<2	n/d - <2	n/d	n/d - n/d	6	0	NO	Discharge from rubber and chemical factories
Simazine	µg/L	<1	n/d - <1	n/d	n/d - n/d	4	0	NO	Runoff from herbicide used on rights of way
SUBSTANCE	UNITS	PATUXENT TAP		POTOMAC TAP		MCL (or TT)	MCLG	VIOLA-TION?	MAJOR SOURCE IN DRINKING WATER
		LEVEL FOUND*	RANGE	LEVEL FOUND*	RANGE				
RADIOACTIVE CONTAMINANTS									
Gross Alpha	pCi/L	<2	<2 - <2	<2	<2 - <2	15	0	NO	Erosion of natural deposits
Gross Beta	pCi/L	4.4	<4 - 5.2	4.1	<4 - 4.2	50 ²	0	NO	Decay of natural and man-made deposits
Radium 228	pCi/L	1	<1 - 3	1	<1 - 1	5 ³	0 ³	NO	Erosion of natural deposits
SUBSTANCE	UNITS	CUSTOMER TAP ⁴				AL	MCLG	VIOLA-TION?	MAJOR SOURCE IN DRINKING WATER
		90th PERCENTILE ⁵		# of SITES ABOVE AL					
METALS									
Copper	mg/L	0.10		0 sites		1.3	1.3	NO	Corrosion of household plumbing systems
Lead	µg/L	1.1		1 sites		15	0	NO	Corrosion of household plumbing systems
SUBSTANCE	UNITS	DISTRIBUTION SYSTEM				MCL (or TT or MRDL)	MCLG (or MRDLG)	VIOLA-TION?	MAJOR SOURCE IN DRINKING WATER
		LEVEL FOUND *		RANGE					
BACTERIOLOGICAL CONTAMINANTS									
Total Coliform	% Positive per month	0.16		0 - 0.53		TT	0	NO	Naturally present in the environment
No. of <i>E. coli</i> Positive Samples	Count	0		0 - 0		0	0	NO	Human and animal fecal waste
DISINFECTANT & DBPs									
Residual Chlorine	mg/L	1.2 ⁶		n/d - 3.4 ⁷		4.0 ⁸	4.0 ⁸	NO	Water additive used to control microbes
Haloacetic Acids (HAA5)	µg/L	51 ⁹		14 - 91		60 ¹⁰	n/a	NO	Byproduct of drinking water chlorination
Total Trihalomethanes (TTHMs)	µg/L	65 ⁹		22 - 115		80 ¹⁰	n/a	NO	Byproduct of drinking water chlorination

Terms Defined

MCL - Maximum Contaminant Level. The highest level of a contaminant that is allowed in drinking water. MCLs are set as close to the MCLGs as feasible using the best available treatment technology.

MCLG - Maximum Contaminant Level Goal. The level of a contaminant in drinking water below which there is no known or expected risk to health. MCLGs allow for a margin of safety.

TT - Treatment Technique. A required process intended to reduce the level of a contaminant in drinking water.

AL - Action level. The concentration of a contaminant which, if exceeded, triggers treatment or other requirements which a water system must follow.

MRDL - Maximum Residual Disinfectant Level. The highest level of a disinfectant allowed in drinking water. There is convincing evidence that addition of a disinfectant is necessary for control of microbial contaminants.

MRDLG - Maximum Residual Disinfectant Level Goal. The level of a drinking water disinfectant below which there is no known or expected risk to health. MRDLGs do not reflect the benefits of the use of disinfectants to control microbial contamination.

Turbidity - A measure of the cloudiness of the water. We monitor it because it is a good indicator of the effectiveness of our treatment process.

NTU - Nephelometric Turbidity Unit

mg/L - Milligrams per liter, equal to parts per million (ppm). The equivalent of one minute in 2 years or one penny in \$10,000.

µg/L - Micrograms per liter, equal to parts per billion (ppb). The equivalent of one minute in 2,000 years or one penny in \$10 million

ng/L - Nanograms per liter, equal to parts per trillion (ppt). The equivalent of one minute in 2,000,000 years or one penny in \$10 billion.

pCi/L - PicoCuries per liter (a measure of radiation)

n/d - Not detected

n/a - Not applicable

= Equals

< Less than

* Based on yearly average except as noted.

1. Filtered water, maximum of measurements taken every 15 minutes.
2. EPA considers 50 pCi/L to be the level of concern for beta particles.
3. The MCL and MCLG apply to combined Radium 226 and 228.
4. Most recent sampling, between June and September 2017.

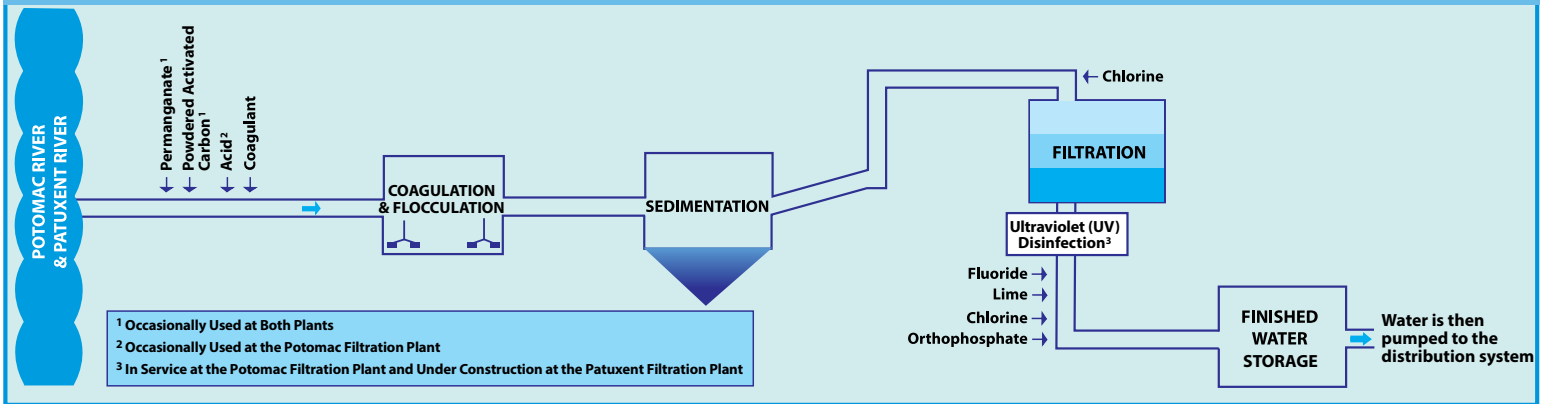
5. If more than 10% of sites exceed the action level, system is required to take additional steps to control corrosiveness of their water.
6. Highest running annual average (RAA).
7. All samples deemed to have detectable disinfectant residual.
8. Maximum residual disinfectant level (MRDL), the highest level of a disinfectant allowed in drinking water; based on a running annual average (RAA).
9. Highest locational running annual average (LRAA).
10. Maximum contaminant level based on LRAA.
11. Unregulated contaminants were monitored according to State of Maryland legislation requiring WSSC to continue latest cycle of UCMR. Federally required UCMR3 monitoring ended in 2014. For full results and explanations, see <http://www.wsscwater.com/ucmr3>.
12. Total Chromium is regulated at the point of entry but unregulated in the distribution system.
13. Routine and repeat samples are total coliform-positive and either *E. coli* positive or system fails to take repeat samples following *E. coli* positive routine sample or system fails to analyze total coliform positive repeat sample for *E. coli*.

Water Quality Data (cont'd)

DETECTED UNREGULATED CONTAMINANTS

SUBSTANCE	UNITS	PATUXENT TAP		POTOMAC TAP		MCL (or TT)	MCLG	VIOLATION?	MAJOR SOURCE IN DRINKING WATER
		LEVEL FOUND*	RANGE	LEVEL FOUND*	RANGE				
METALS									
Hexavalent Chromium ¹¹	µg/L	0.052	n/d-0.11	0.15	0.062-0.23	n/a	n/a	n/a	
Molybdenum ¹¹	µg/L	n/d	n/d-n/d	0.35	n/d -1.4	n/a	n/a	n/a	
Sodium	mg/L	13	10-16	18	11-26	n/a	n/a	n/a	
Strontium ¹¹	µg/L	71	60-78	178	140-260	n/a	n/a	n/a	
Vanadium ¹¹	µg/L	n/d	n/d-n/d	0.16	n/d-0.33	n/a	n/a	n/a	
INORGANIC CONTAMINANTS									
Chlorate ¹¹	µg/L	n/d	n/d - n/d	26	n/d - 41	n/a	n/a	n/a	
1,4 - Dioxane ¹¹	µg/L	n/d	n/d - n/d	0.03	n/d - .01	n/a	n/a	n/a	
SUBSTANCE	UNITS	DISTRIBUTION SYSTEM				MCL (or MRDL)	MCLG (or MRDLG)	VIOLATION?	MAJOR SOURCE IN DRINKING WATER
		LEVEL FOUND *		RANGE					
METALS									
Hexavalent Chromium ¹¹	µg/L	0.22		0.036 - 0.52		n/a	n/a	n/a	
Molybdenum ¹¹	µg/L	0.19		n/d - 1.5		n/a	n/a	n/a	
Strontium ¹¹	µg/L	142		84 - 260		n/a	n/a	n/a	
Total Chromium ^{11,12}	µg/L	0.31		n/d - 0.83		n/a	n/a	n/a	
Vanadium ¹¹	µg/L	0.095		n/d - 0.36		n/a	n/a	n/a	
INORGANIC CONTAMINANTS									
Chlorate ¹¹	µg/L	5.1		n/d - 41		n/a	n/a	n/a	

WSSC Drinking Water Treatment Process



Water is treated to EPA standards

To ensure that tap water is safe to drink, EPA prescribes regulations which limit the amount of certain contaminants in water provided by public water systems. As stewards entrusted to provide safe drinking water to our customers, WSSC treats our water to meet or exceed EPA standards.

WSSC drinking water undergoes extensive purification and treatment after it arrives at the plant and before it is sent to the distribution system for delivery to half a million homes and businesses. Our water treatment process includes: coagulation and flocculation (to make small particles and microorganisms in the raw source water adhere to each other); sedimentation (to remove most of those particles and microorganisms); filtration (to remove nearly all the remaining particles and microorganisms); chlorination (for disinfection); lime addition (to minimize the potential for dissolving lead solder used in older homes); and fluoridation (to prevent tooth decay). Orthophosphate is also added to help minimize lead corrosion and copper pipe pinhole leaks in home plumbing.

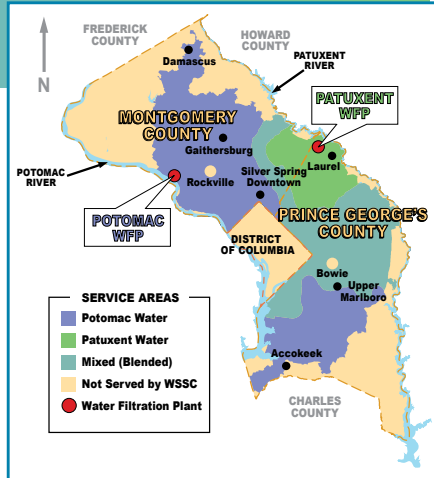
Information on *Cryptosporidium* Health Effects and WSSC Treatment

Cryptosporidium is a microbial pathogen found in surface water throughout the U.S. *Cryptosporidium* must be ingested to cause disease, and it may be spread through means other than drinking water. Ingestion of *Cryptosporidium* may cause cryptosporidiosis, an abdominal infection. Symptoms of infection include nausea, diarrhea, and abdominal cramps. Most healthy individuals can overcome the disease within a few weeks. However, immuno-compromised adults, infants and small children, and the elderly are at greater risk of developing life-threatening illness. We encourage immuno-compromised individuals to consult their doctor regarding appropriate precautions to take to avoid infection.

WSSC recently concluded monitoring of *Cryptosporidium* for a two-year period (March 2015 through February 2017) as required by the EPA. The results indicate that our Potomac and Patuxent sources are not affected by *Cryptosporidium*. While our existing treatment processes meet EPA requirements for addressing concerns about *Cryptosporidium*, as an extra precaution, we have installed UV disinfection at the Potomac Plant to provide an extra barrier of protection against *Cryptosporidium*. The UV disinfection upgrade at our Patuxent Plant will be complete Fall 2018.

Where Does My Water Come From?

The Patuxent and Potomac rivers are the sources of all the water we filter and process. The source water treated at the Patuxent Water Filtration Plant (WFP) is held in two reservoirs—Triadelphia and T. Howard Duckett (also known as Rocky Gorge)—and is pumped to the plant. The Potomac WFP draws water directly from the Potomac River. The map shows the approximate service areas of both plants. As indicated, some areas receive blended water, processed at both the Patuxent and Potomac WFPs.



Is My Water Hard or Soft?

Hard water contains more dissolved calcium and magnesium. Potomac water tends to be hard (typically averaging about 140–150 milligrams per liter). Patuxent water is soft (typically averaging about 70–80 milligrams per liter).

An Informational Statement from EPA on Lead

If present, elevated levels of lead can cause serious health problems, especially for pregnant women and young children. Lead in drinking water is primarily from materials and components associated with service lines and home plumbing. WSSC is responsible for providing high quality drinking water, but cannot control the variety of materials used in home plumbing components.

When your water has been sitting for several hours, you can minimize the potential for lead exposure by flushing your tap for 30 seconds to 2 minutes before using water for drinking or cooking. If you are concerned about lead in your water, you may wish to have your water tested. Information on lead in drinking water, testing methods, and steps you can take to minimize exposure is available from the Safe Drinking Water Hotline, 1-800-426-4791 or at www.epa.gov/safewater/lead.

WSSC completed its latest triennial Lead and Copper Rule tap sampling in 2017. Ninety percent of the homes we tested had lead levels less than 1.05 ppb, barely above the analytical reporting limit of 1 ppb and well below the 15 ppb level that the EPA considers unacceptable. Information about the WSSC lead prevention methods can be found at www.wsscwater.com/lead.

Starting at the Source

In 2002 and 2004, WSSC conducted source water assessments in cooperation with the Maryland Department of the Environment (MDE), evaluating the vulnerability of our two drinking water sources (Potomac and Patuxent) to contamination. The reports are available for public review at the main branches of the Montgomery and Prince George's county libraries, or by contacting MDE at 410-537-3714.

Source water from rivers and reservoirs generally picks up contaminants before it reaches water treatment plants. As water travels over the land surface or through the ground on its way to the water body, it dissolves naturally occurring minerals and vegetation/organic matter. It also can pick up pesticides, herbicides and other synthetic/volatile organic chemicals from

agricultural land, golf courses, or residential and urban lands. Radioactive contaminants can be naturally occurring or the result of mining activities. Sewage treatment plants and septic systems, as well as animal waste from pets, agricultural livestock and wildlife, may be sources of microbial contaminants. The salts and byproducts from winter road treatments may also be present in source water.

Potential sources of contamination in the Potomac River watershed include runoff from urban and agricultural land uses, and potential spills from highways and petroleum pipelines. Contaminants of particular concern include natural organic matter and disinfection byproduct (DBP) precursors, pathogenic microorganisms (*Cryptosporidium*, *Giardia*, fecal coliform), taste and odor-causing compounds, ammonia, sediment/turbidity and algae.

Potential sources of contamination in the Patuxent Reservoirs watershed include transportation, petroleum pipelines, agriculture, onsite septic systems, developed areas, and minor permitted discharges. Phosphorus runoff from urban/suburban and agricultural land uses is the primary contaminant of concern for this watershed. Sediment/turbidity, DBP precursors, iron, manganese, and pathogenic microorganisms are also concerns.

WSSC works with local agencies to protect the Potomac and Patuxent drinking water supplies, playing key roles in the Potomac River Basin Drinking Water Source Protection Partnership and the Patuxent Reservoirs Watershed Protection Group. Partnering with customers and neighbors is crucial to our efforts. If you are interested in learning more about how you can protect your drinking water supplies, please contact us at 301-206-8100.

Notice of Availability of Unregulated Contaminant Monitoring Data

According to State of Maryland legislation requiring WSSC to continue the latest cycle of the Unregulated Contaminant Monitoring Rule (UCMR), WSSC conducted monitoring of 28 unregulated contaminants on a quarterly basis. Federally required UCMR3 monitoring program ended in 2014. Samples are collected from two locations in each sampling event - tap water from both the Potomac and Patuxent WFPs. Metals and inorganics samples are also collected at two points in the distribution system. Only 7 of the 28 tested contaminants were detected in 2017, and all detections were at low levels (parts per billion range). The detected contaminants are listed in this report. The next round of federally mandated UCMR monitoring program (UCMR4) will begin in 2018.

The EPA has not established maximum contaminant levels (MCL) for these unregulated contaminants, and the human health effects of these contaminants at the levels they were found is unclear. If you are interested in learning more about the results, please contact us at 301-206-7575 or visit wsscwater.com/ucmr3. More information on UCMR3 is also available at the EPA's website water.epa.gov/lawsregs/rulesregs/sdwa/ucmr/ucmr3/.

You may view this report online at www.wsscwater.com/wqr. If you desire a hard copy, contact our Communications Office at (301) 206-8100 or email communications@wsscwater.com.

14501 Sweitzer Lane, Laurel, Maryland
wsscwater.com • 301-206-WSSC (9772)



2017 Water Quality Report

Naval Support Activity Bethesda, Maryland



In accordance with Navy Policy, Naval Support Activity (NSA) Bethesda is providing you with the 2017 Annual Drinking Water Quality Report.



NSA Bethesda purchases drinking water from the Washington Suburban Sanitary Commission (WSSC). The water originates from the Potomac River and the Patuxent River and is treated in two water treatment plants, the Potomac and Patuxent Water Filtration Plants. WSSC uses chlorine as a disinfectant. NSA Bethesda distributes WSSC water to its tenants, including the Walter Reed National Military Medical Center without further treatment.

WSSC tests the drinking water it produces for nearly 200 substances. Detections are reported in the 2017 WSSC Annual Water Quality Report (appended). Additional information can be found at WSSC's website at: www.wsscwater.com

In addition to State mandated monitoring conducted by WSSC, NSA Bethesda monitors the drinking water distribution system for specific substances according to Navy Policy (OPNAVINST 5090.1D Chapter 21). The data from the monitoring is provided in the table below.

NSA Bethesda 2017 Water Quality Data

Distribution System							
Substance	Unit	MCLG	MCL	Level Found	Range	Violation?	Major Sources in Drinking Water
Bacteriological Contaminants							
Total Coliform	# of positive samples per month	0	No more than 1 positive monthly sample	0	0-0	No	Naturally present in the environment
No. of E. coli positive routine samples		n/a	n/a	0	0-0	No	Bacteria whose presence indicates that the water may be contaminated with human or animal wastes.
No. of E. coli positive repeat samples		0	0	0	0-0	No	

Terms Defined:

MCL: Maximum Contaminant Level. The highest level of a contaminant that is allowed in drinking water. MCLs are set as close to the MCLGs as feasible using the best available treatment technology

MCLG: Maximum Contaminant Level Goal. The level of contaminant in drinking water below which there is no known or expected risk to health. MCLGs allow for a margin of safety.

AL : Action Level. The concentration of a contaminant which, if exceeded, triggers treatment or other requirements which a water system must follow.

µg/L : micrograms per liter, equal to parts per billion (ppb). The equivalent of a minute in 2,000 years or a penny in \$10 million.

ND: Not detected

n/a : Not applicable

Questions? Contact NSA Bethesda, Environmental Program Division (EPD), Karen Loomis- Phone: (301) 295-6393
Email: karen.l.loomis@navy.mil