

# CUBIC MULTIGRAPHS A005967

RICHARD J. MATHAR

ABSTRACT. These are illustrations of the undirected connected cubic (3-regular) multigraphs up to 10 vertices as counted in [1, A005967].

## 1. 2 VERTICES

1.1. **0 multi-edges 2 loops.** (1 graphs)



1.2. **1 multi-edges 0 loops.** (1 graphs)



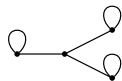
Total: 2 graphs, 1 without loops.

## 2. 4 VERTICES

2.1. **0 multi-edges 0 loops.** (1 graphs)



2.2. **0 multi-edges 3 loops.** (1 graphs)



2.3. **1 multi-edges 1 loops.** (1 graphs)



2.4. **1 multi-edges 2 loops.** (1 graphs)



2.5. **2 multi-edges 0 loops.** (1 graphs)



Total: 5 graphs, 2 without loops.

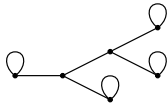
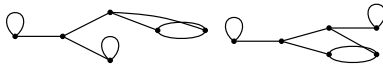
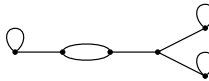

---

*Date:* November 12, 2018.

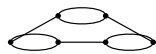
*2010 Mathematics Subject Classification.* Primary 05C30; Secondary 05C75, 81Q30.

*Key words and phrases.* Graph Enumeration, Combinatorics.

## 3. 6 VERTICES

3.1. **0 multi-edges 0 loops.** (2 graphs)3.2. **0 multi-edges 1 loops.** (1 graphs)3.3. **0 multi-edges 2 loops.** (1 graphs)3.4. **0 multi-edges 3 loops.** (1 graphs)3.5. **0 multi-edges 4 loops.** (1 graphs)3.6. **1 multi-edges 0 loops.** (1 graphs)3.7. **1 multi-edges 1 loops.** (1 graphs)3.8. **1 multi-edges 2 loops.** (2 graphs)3.9. **1 multi-edges 3 loops.** (1 graphs)3.10. **2 multi-edges 0 loops.** (2 graphs)3.11. **2 multi-edges 1 loops.** (2 graphs)3.12. **2 multi-edges 2 loops.** (1 graphs)

3.13. **3 multi-edges 0 loops.** (1 graphs)



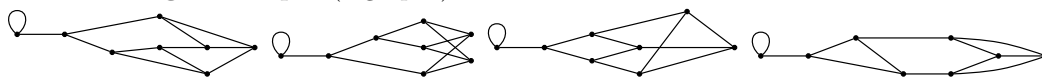
Total: 17 graphs, 6 without loops.

#### 4. 8 VERTICES

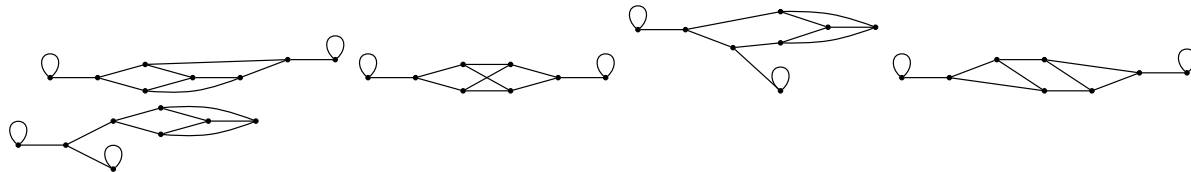
4.1. **0 multi-edges 0 loops.** (5 graphs)



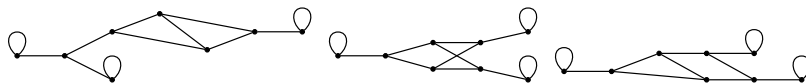
4.2. **0 multi-edges 1 loops.** (4 graphs)



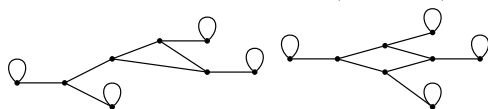
4.3. **0 multi-edges 2 loops.** (5 graphs)



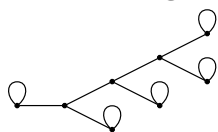
4.4. **0 multi-edges 3 loops.** (3 graphs)



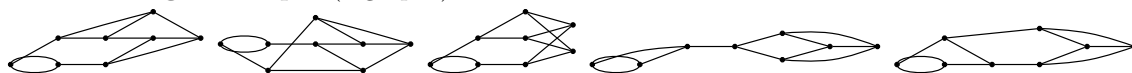
4.5. **0 multi-edges 4 loops.** (2 graphs)



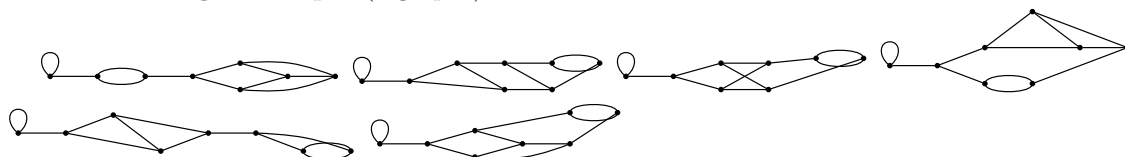
4.6. **0 multi-edges 5 loops.** (1 graphs)



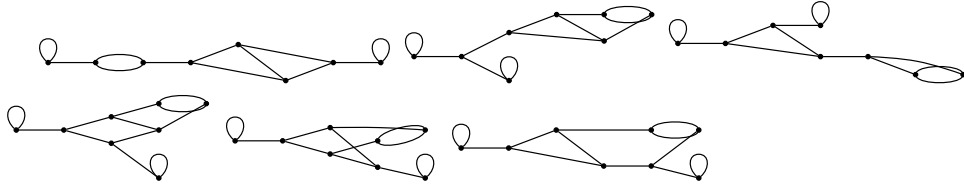
4.7. **1 multi-edges 0 loops.** (5 graphs)



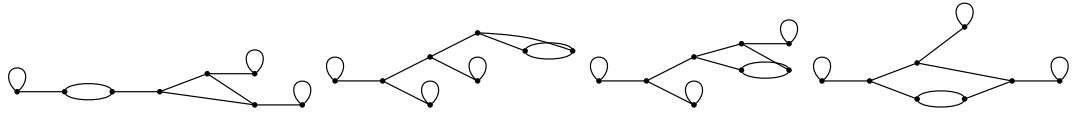
4.8. **1 multi-edges 1 loops.** (6 graphs)



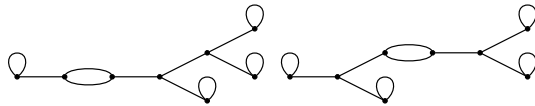
4.9. **1 multi-edges 2 loops.** (6 graphs)



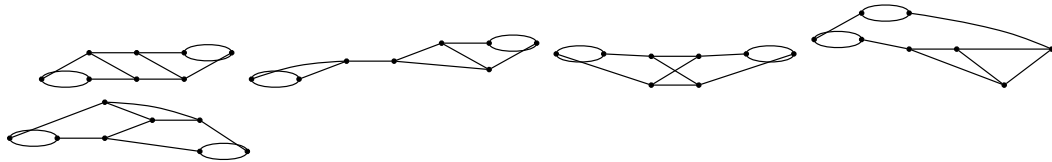
4.10. **1 multi-edges 3 loops.** (4 graphs)



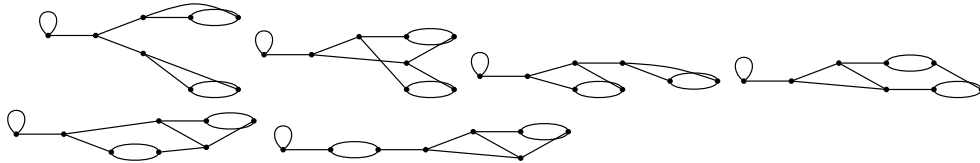
4.11. **1 multi-edges 4 loops.** (2 graphs)



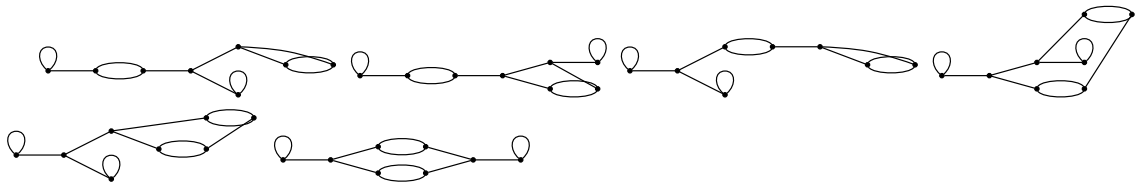
4.12. **2 multi-edges 0 loops.** (5 graphs)



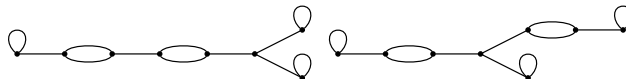
4.13. **2 multi-edges 1 loops.** (6 graphs)



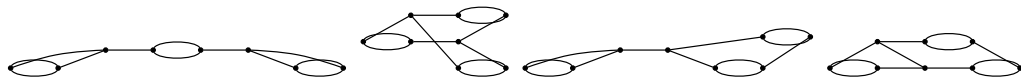
4.14. **2 multi-edges 2 loops.** (6 graphs)



4.15. **2 multi-edges 3 loops.** (2 graphs)



4.16. **3 multi-edges 0 loops.** (4 graphs)



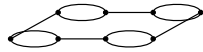
4.17. **3 multi-edges 1 loops.** (3 graphs)



4.18. **3 multi-edges 2 loops.** (1 graphs)



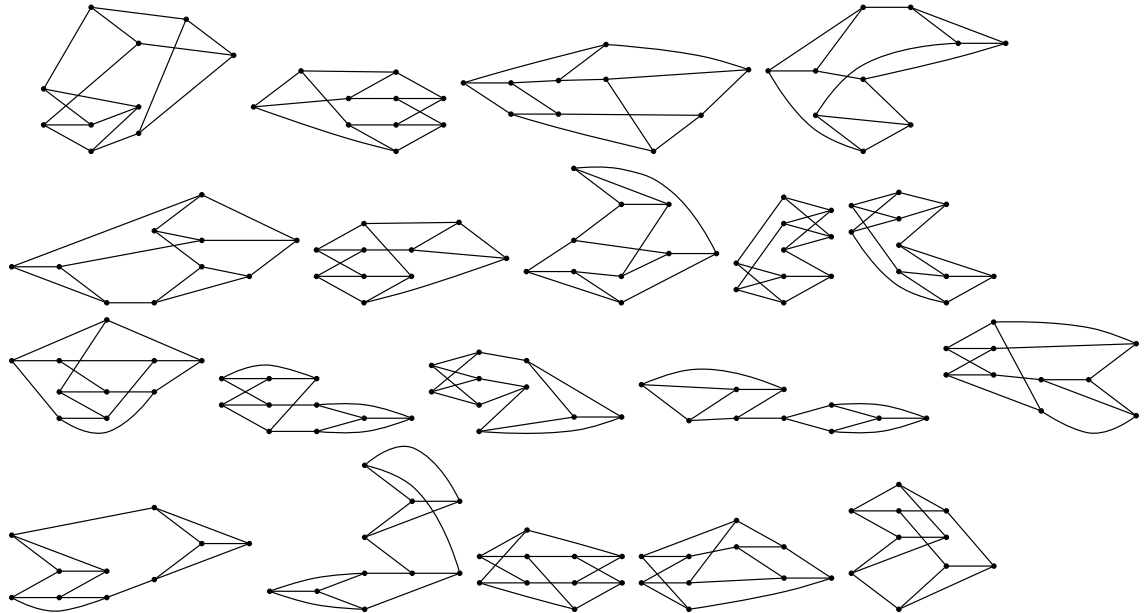
4.19. **4 multi-edges 0 loops.** (1 graphs)



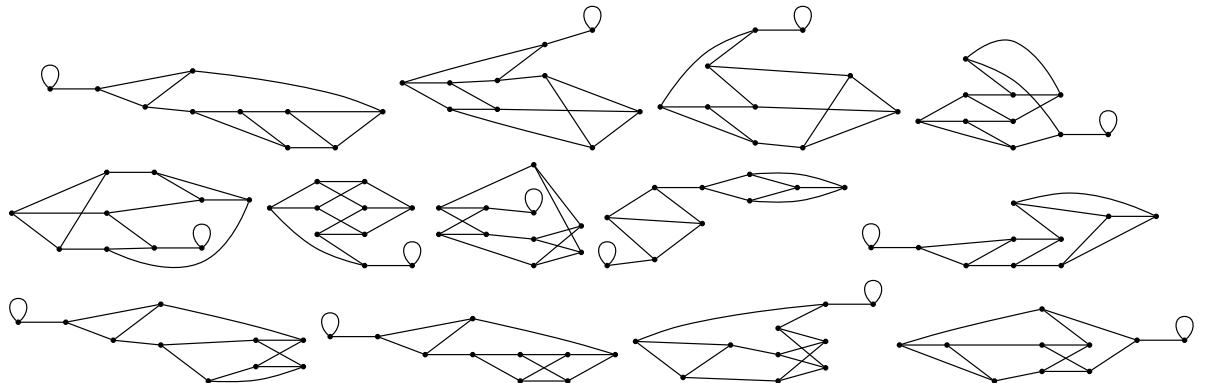
Total: 71 graphs, 20 without loops.

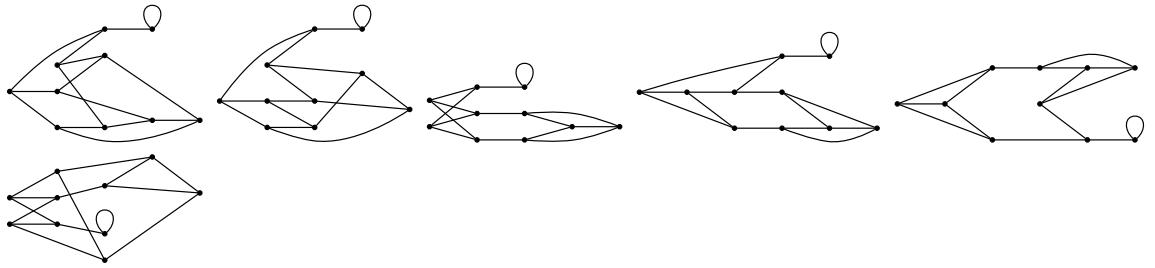
## 5. 10 VERTICES

5.1. **0 multi-edges 0 loops.** (19 graphs)




5.2. **0 multi-edges 1 loops.** (19 graphs)

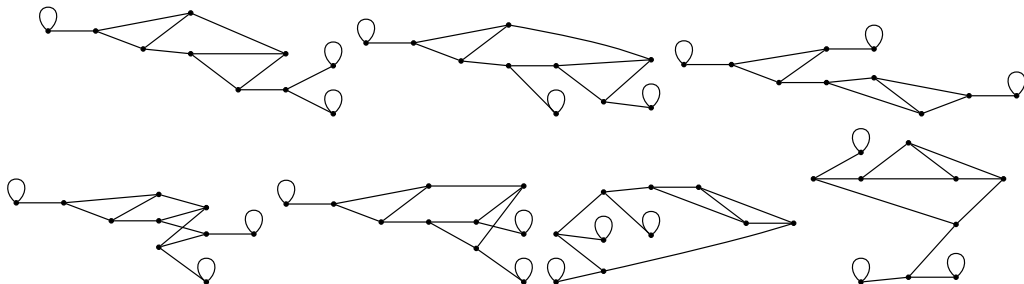


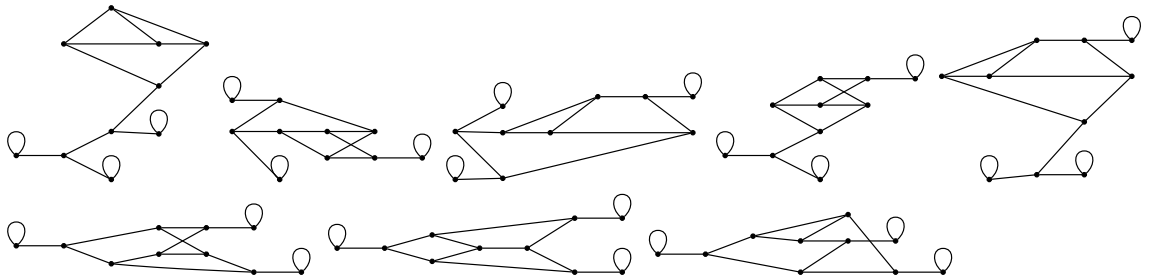
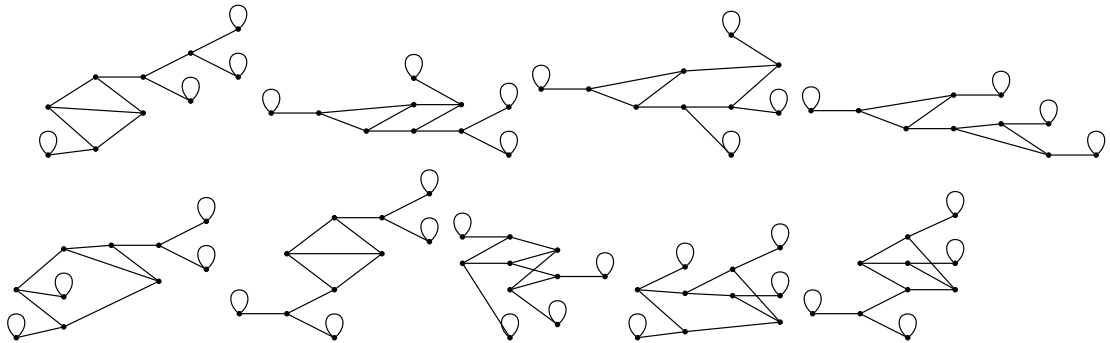
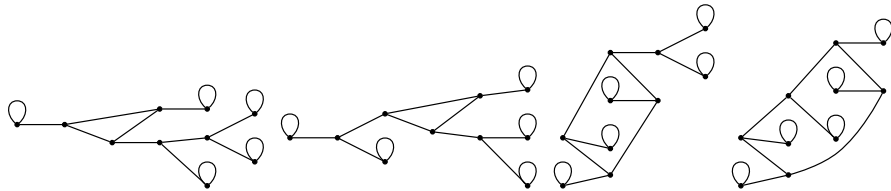
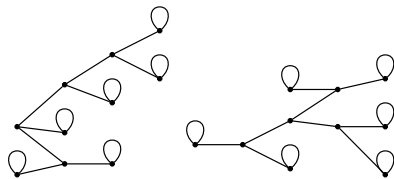
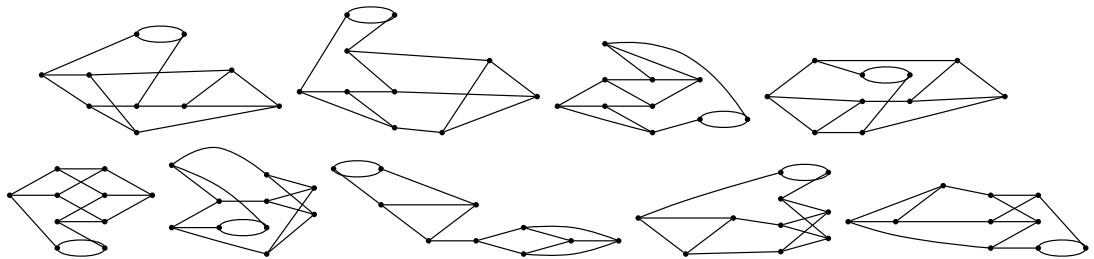


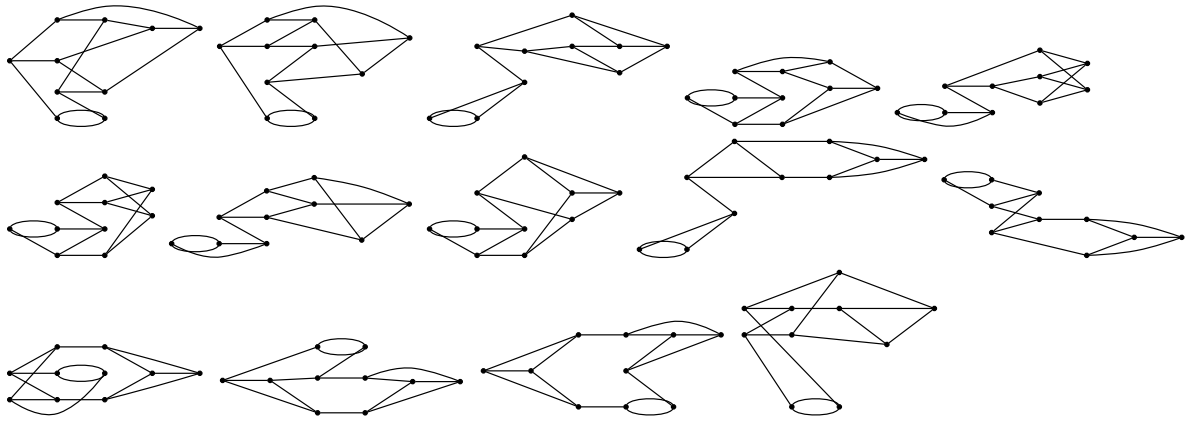
5.3. **0 multi-edges 2 loops.** (23 graphs)




5.4. **0 multi-edges 3 loops.** (15 graphs)



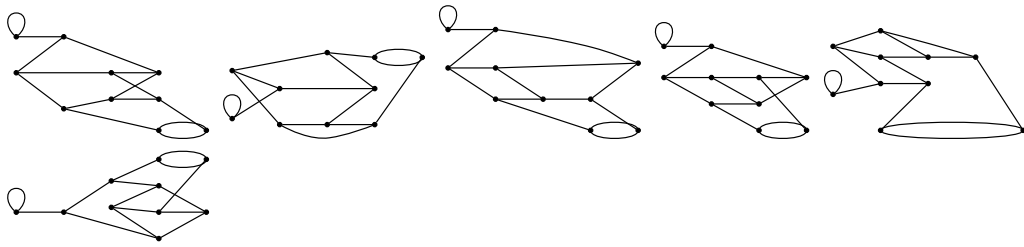
5.5. **0 multi-edges 4 loops.** (9 graphs)5.6. **0 multi-edges 5 loops.** (4 graphs)5.7. **0 multi-edges 6 loops.** (2 graphs)5.8. **1 multi-edges 0 loops.** (23 graphs)




5.9. 1 multi-edges 1 loops. (33 graphs)



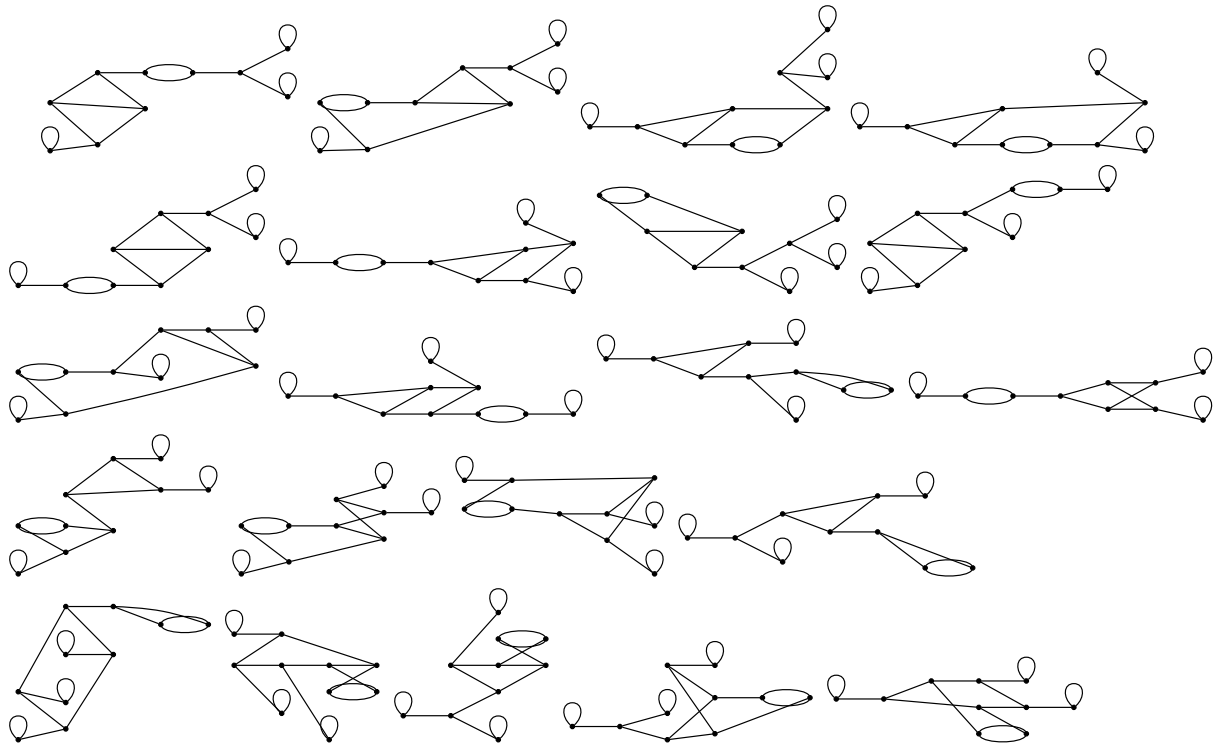




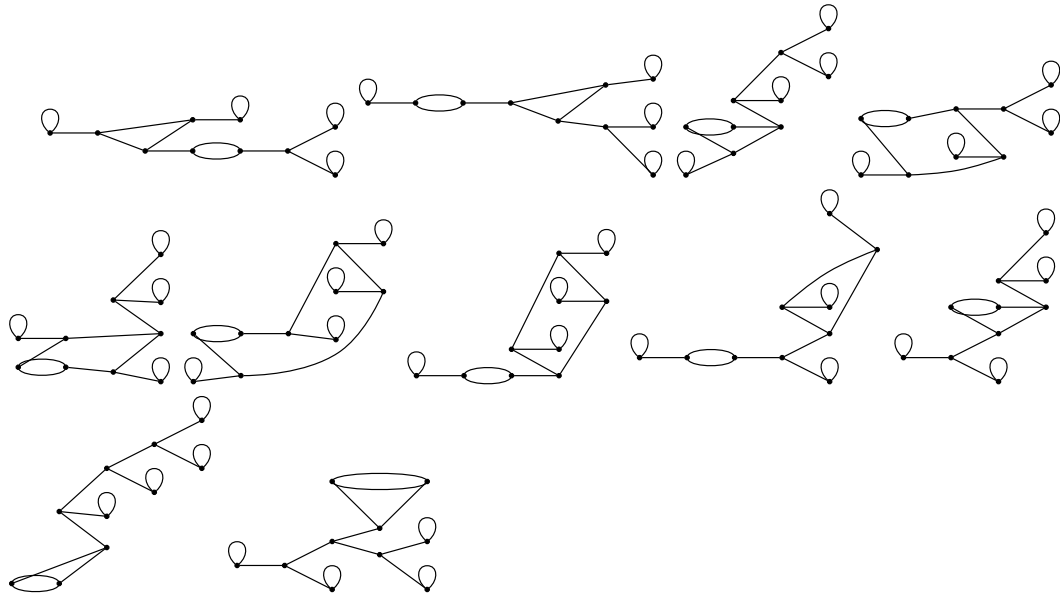
5.10. **1 multi-edges 2 loops.** (34 graphs)



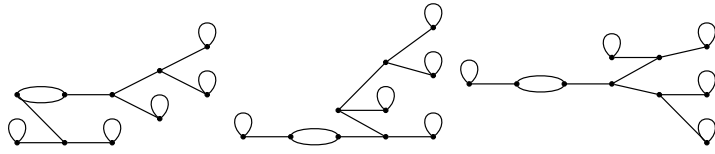
5.11. **1 multi-edges 3 loops.** (21 graphs)




5.12. **1 multi-edges 4 loops.** (11 graphs)



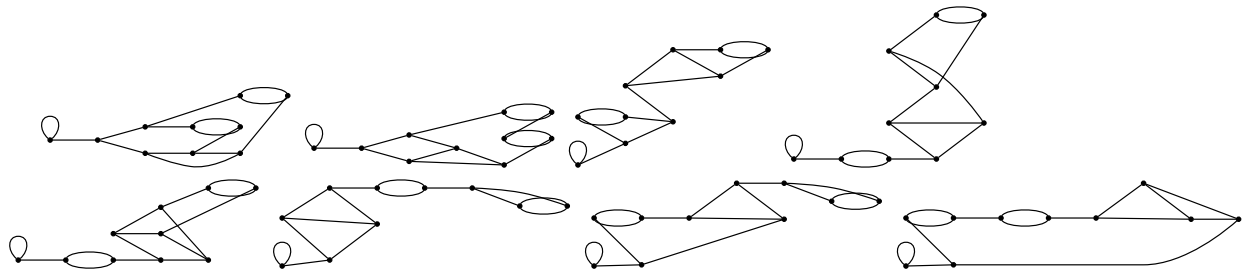
5.13. **1 multi-edges 5 loops.** (3 graphs)




5.14. **2 multi-edges 0 loops.** (25 graphs)

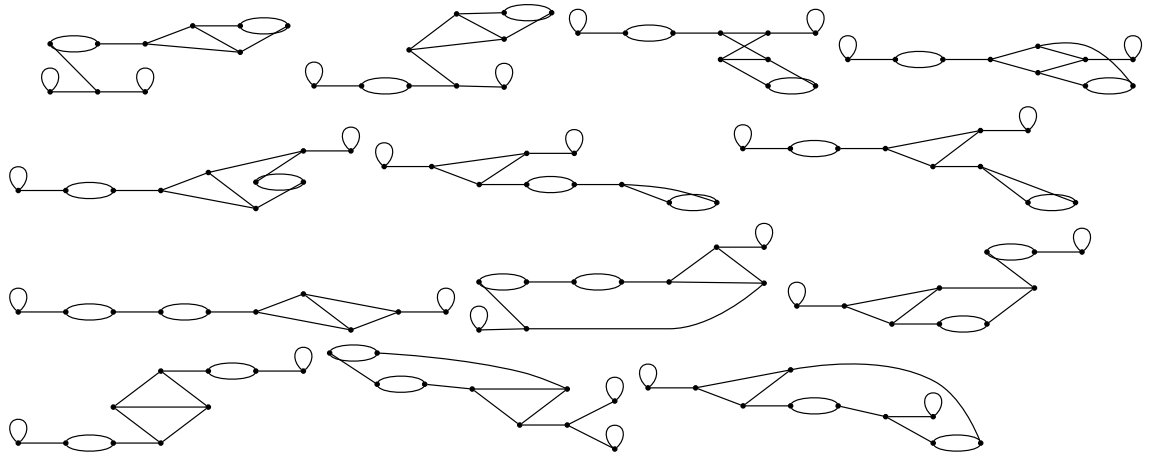


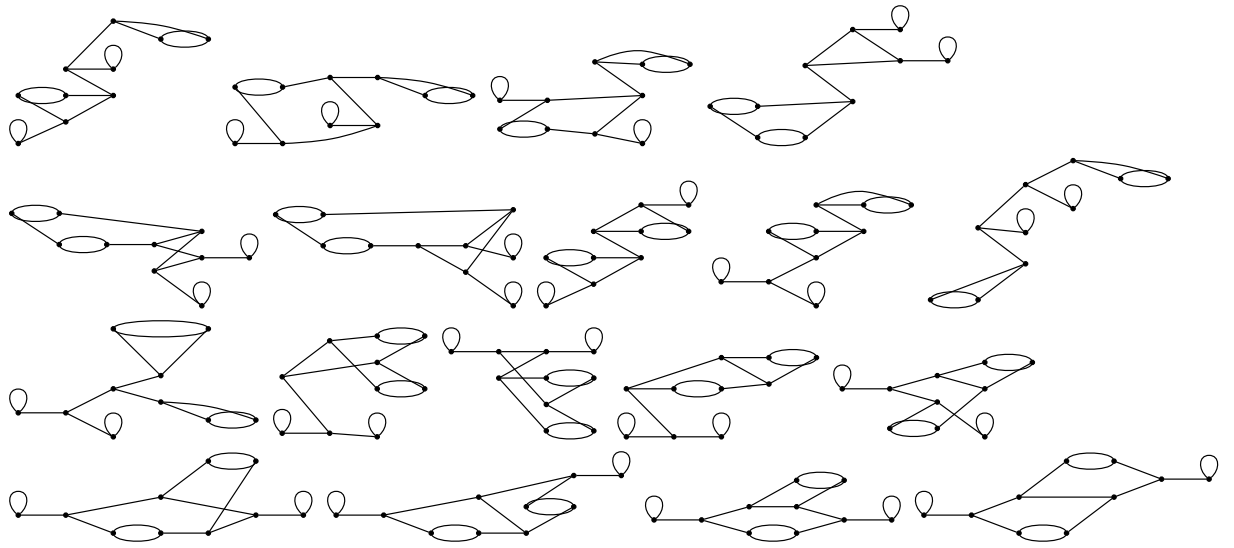
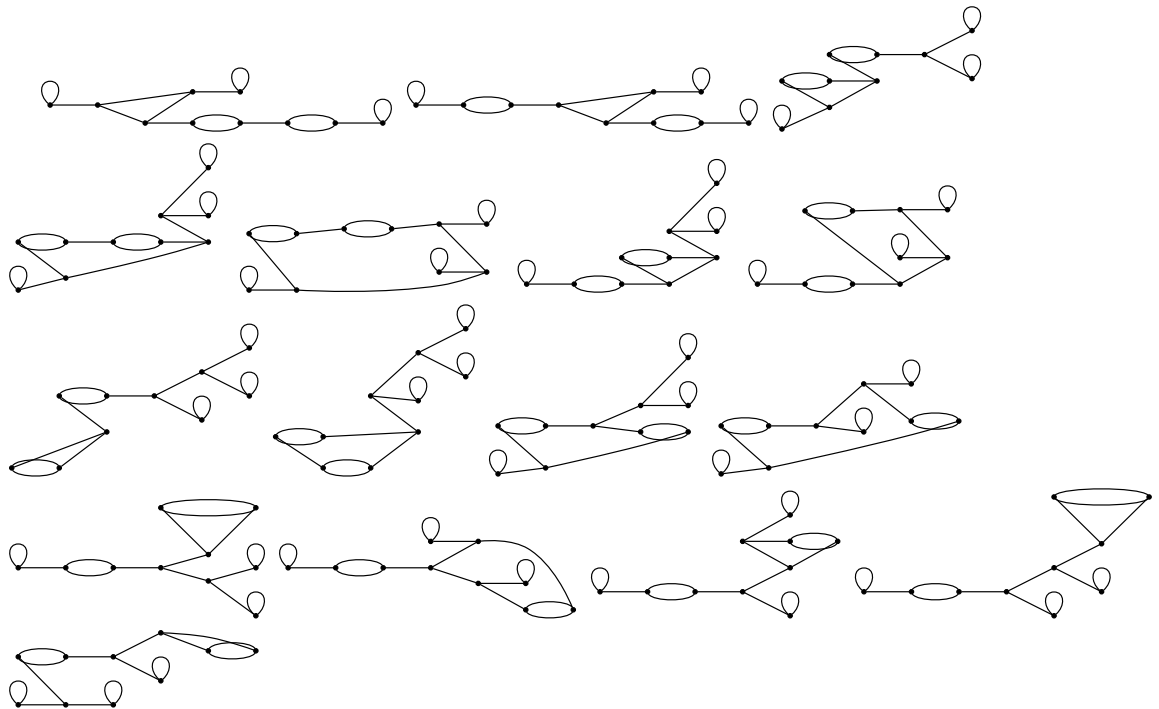
5.15. **2 multi-edges 1 loops.** (32 graphs)

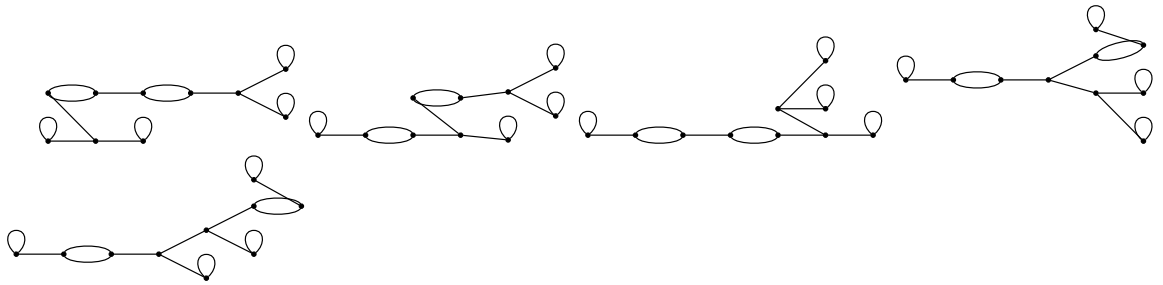




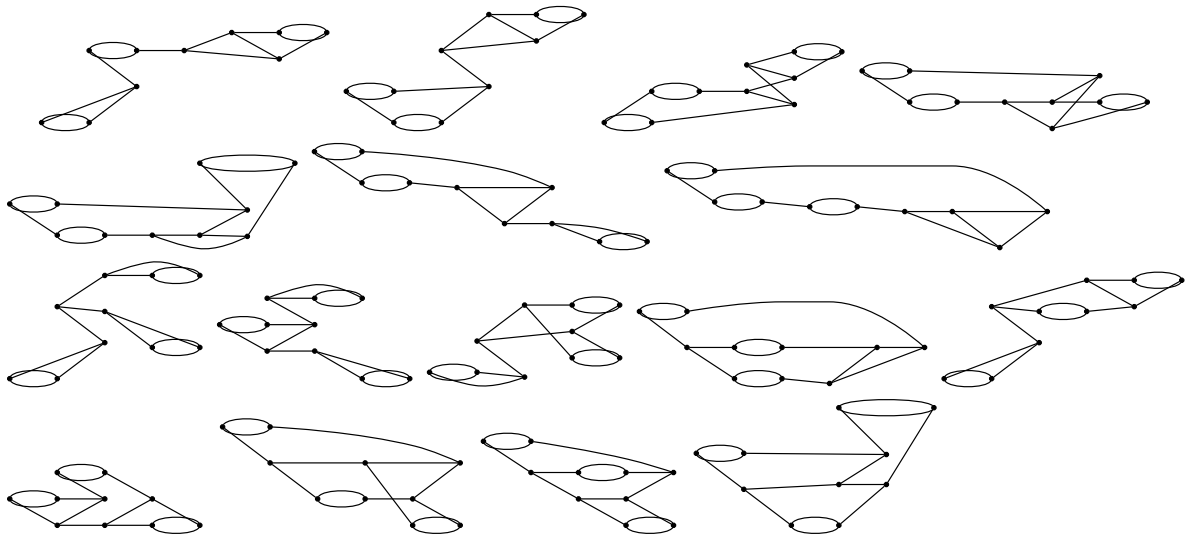
5.16. **2 multi-edges 2 loops.** (31 graphs)



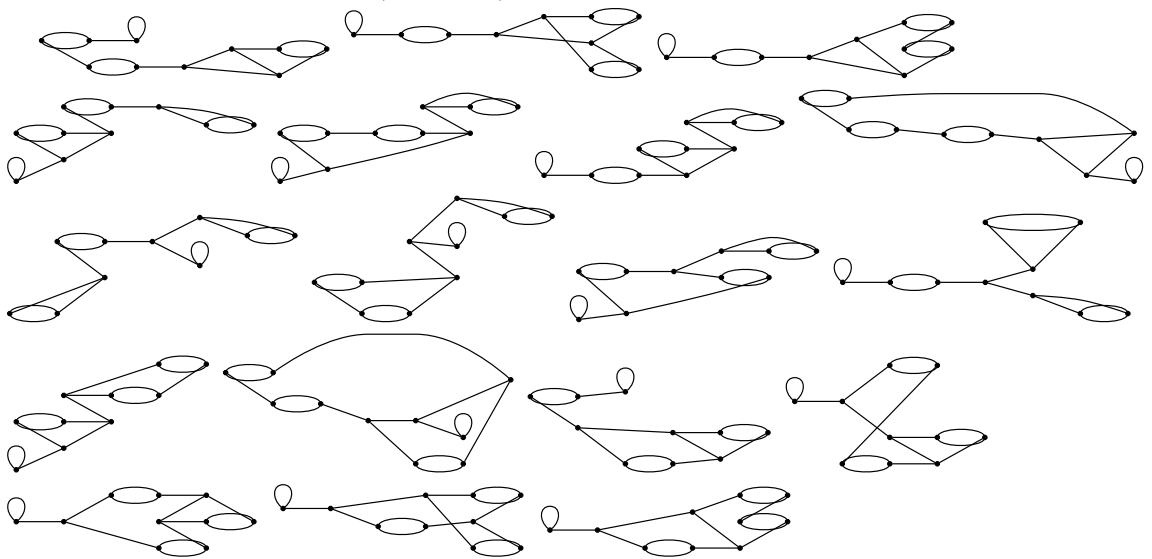
5.17. **2 multi-edges 3 loops.** (16 graphs)5.18. **2 multi-edges 4 loops.** (5 graphs)



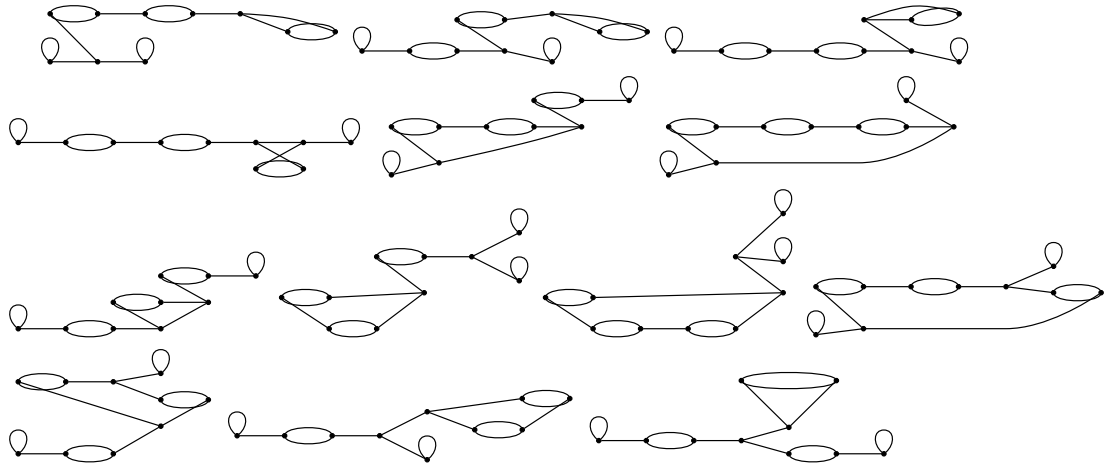
5.19. **3 multi-edges 0 loops.** (16 graphs)



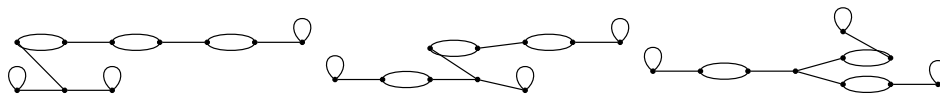
5.20. **3 multi-edges 1 loops.** (18 graphs)



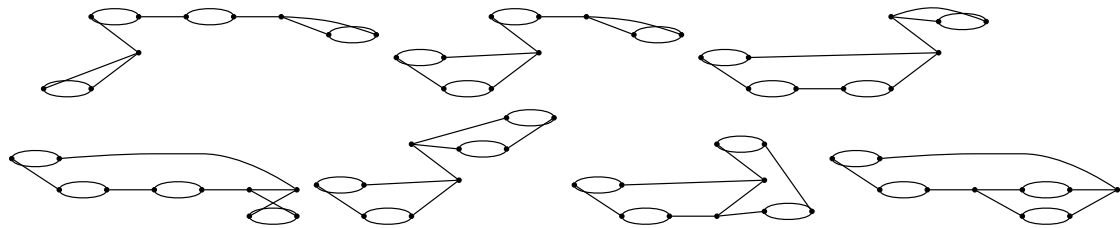
5.21. **3 multi-edges 2 loops.** (13 graphs)



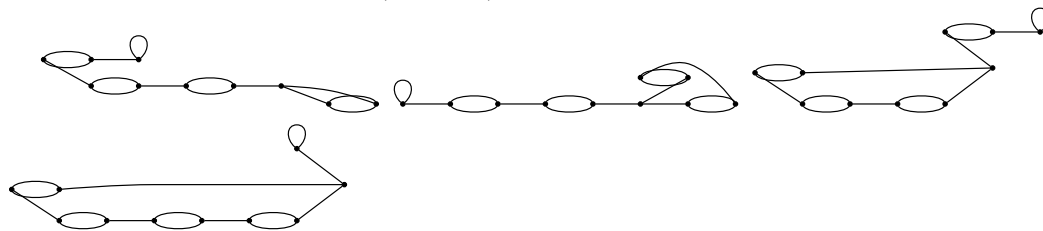
5.22. **3 multi-edges 3 loops.** (3 graphs)



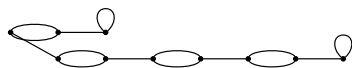
5.23. **4 multi-edges 0 loops.** (7 graphs)



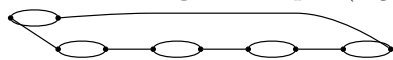
5.24. **4 multi-edges 1 loop.** (4 graphs)



5.25. **4 multi-edges 2 loops.** (1 graphs)



5.26. **5 multi-edges 0 loops.** (1 graphs)



Total: 388 graphs, 91 without loops.

## REFERENCES

1. Neil J. A. Sloane, *The On-Line Encyclopedia Of Integer Sequences*, Notices Am. Math. Soc. **50** (2003), no. 8, 912–915, <http://oeis.org/>. MR 1992789  
*URL: <http://www.mpa.de/~mathar>*

MAX-PLANCK INSTITUTE OF ASTRONOMY, KÖNIGSTUHL 17, 69117 HEIDELBERG, GERMANY