
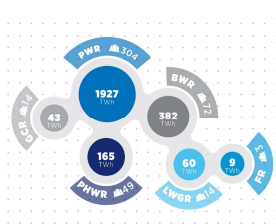


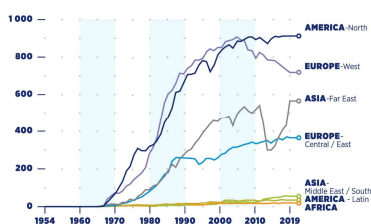
NUCLEAR POWER STATUS 2019



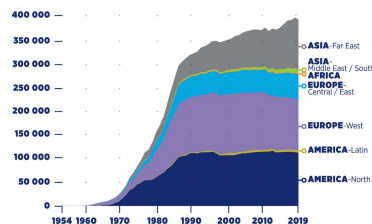
ELECTRICITY SUPPLIED BY TYPE OF REACTORS



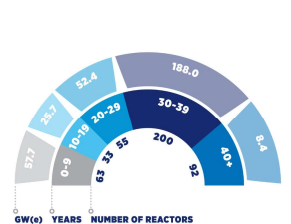
REGIONAL ELECTRICITY PRODUCTION OVER TIME - TWh



REGIONAL NUCLEAR POWER CAPACITY OVER TIME - MW(e)



AGE DISTRIBUTION OF OPERATIONAL CAPACITY



REGIONAL DISTRIBUTION OF NUCLEAR POWER



DATA AS OF 31 DECEMBER 2019 *Nuclear electricity statistics do not include data from seven German reactor units, as information for these units was not submitted by the time of publication.