

# New Mexico Taxation and Revenue Department



## Combined Fuel Tax Distribution Report

Revenue Period: Jan-2018

---

### Santa Fe County

<u>Source</u>	<u>Destination</u>	<u>Amount</u>
County Road	Santa Fe County	\$33,188.25
Municipal & County	Santa Fe County	\$6,160.52
		<hr/> <hr/>
		\$39,348.77

---

---



# New Mexico Taxation and Revenue Department



## Combined Fuel Tax Distribution Report

Revenue Period: Jan-2018

### Santa Fe (City)

<u>Source</u>	<u>Destination</u>	<u>Amount</u>
Municipal & County	Santa Fe (City)	\$69,034.85
Municipal Road	Santa Fe (City)	\$50,145.72
		<hr/> <hr/>
		\$119,180.57



# New Mexico Taxation and Revenue Department



## Combined Fuel Tax Distribution Report

Revenue Period: Jan-2018

---

### Edgewood

<u>Source</u>	<u>Destination</u>	<u>Amount</u>
Municipal & County	Edgewood	\$7,526.87
Municipal Road	Edgewood	\$5,401.89
		<hr/> <hr/>
		\$12,928.76

---

---



# New Mexico Taxation and Revenue Department



## Combined Fuel Tax Distribution Report

Revenue Period: Jan-2018

### Bernalillo County

<u>Source</u>	<u>Destination</u>	<u>Amount</u>
County Road	Bernalillo County	\$126,941.94
Municipal & County	Bernalillo County	\$6,001.75
		<hr/> <hr/>
		\$132,943.69



# New Mexico Taxation and Revenue Department



## Combined Fuel Tax Distribution Report

Revenue Period: Jan-2018

---

### Albuquerque

<u>Source</u>	<u>Destination</u>	<u>Amount</u>
Municipal & County	Albuquerque	\$402,858.34
Municipal Road	Albuquerque	\$213,206.18
		<hr/> <hr/>
		\$616,064.52

---

---



# New Mexico Taxation and Revenue Department



## Combined Fuel Tax Distribution Report

Revenue Period: Jan-2018

### Los Ranchos de Alb.

<u>Source</u>	<u>Destination</u>	<u>Amount</u>
Municipal & County	Los Ranchos de Alb.	\$1,611.89
Municipal Road	Los Ranchos de Alb.	\$1,312.01
		<hr/> <hr/>
		\$2,923.90



# New Mexico Taxation and Revenue Department



## Combined Fuel Tax Distribution Report

Revenue Period: Jan-2018

### Tijeras

<u>Source</u>	<u>Destination</u>	<u>Amount</u>
Municipal & County	Tijeras	\$570.52
Municipal Road	Tijeras	\$417.00
		<hr/> <hr/>
		\$987.52



# New Mexico Taxation and Revenue Department



## Combined Fuel Tax Distribution Report

Revenue Period: Jan-2018

### Edgewood (Bernalillo)

<u>Source</u>	<u>Destination</u>	<u>Amount</u>
Municipal Road	Edgewood (Bernalillo)	\$417.00
		<hr/>
		\$417.00





# New Mexico Taxation and Revenue Department



## Combined Fuel Tax Distribution Report

Revenue Period: Jan-2018

---

### Eddy County

<u>Source</u>	<u>Destination</u>	<u>Amount</u>
County Road	Eddy County	\$31,679.78
Municipal & County	Eddy County	\$4,765.05
		<hr/> <hr/>
		\$36,444.83

---

---



# New Mexico Taxation and Revenue Department



## Combined Fuel Tax Distribution Report

Revenue Period: Jan-2018

### Carlsbad

<u>Source</u>	<u>Destination</u>	<u>Amount</u>
Municipal & County	Carlsbad	\$38,505.46
Municipal Road	Carlsbad	\$25,953.57
		<hr/> <hr/>
		\$64,459.03



# New Mexico Taxation and Revenue Department



## Combined Fuel Tax Distribution Report

Revenue Period: Jan-2018

### Artesia

<u>Source</u>	<u>Destination</u>	<u>Amount</u>
Municipal & County	Artesia	\$17,627.50
Municipal Road	Artesia	\$10,267.20
		<hr/> <hr/>
		\$27,894.70



# New Mexico Taxation and Revenue Department



## Combined Fuel Tax Distribution Report

Revenue Period: Jan-2018

### Hope

<u>Source</u>	<u>Destination</u>	<u>Amount</u>
Municipal & County	Hope	\$14.43
Municipal Road	Hope	\$417.00
		<hr/> <hr/>
		\$431.43



# New Mexico Taxation and Revenue Department



## Combined Fuel Tax Distribution Report

Revenue Period: Jan-2018

### Loving

<u>Source</u>	<u>Destination</u>	<u>Amount</u>
Municipal & County	Loving	\$4,904.68
Municipal Road	Loving	\$2,575.16
		<hr/> <hr/>
		\$7,479.84



# New Mexico Taxation and Revenue Department



## Combined Fuel Tax Distribution Report

Revenue Period: Jan-2018

### Chaves County

<u>Source</u>	<u>Destination</u>	<u>Amount</u>
County Road	Chaves County	\$30,221.18
Municipal & County	Chaves County	\$1,595.83
		<hr/> <hr/>
		\$31,817.01



# New Mexico Taxation and Revenue Department



## Combined Fuel Tax Distribution Report

Revenue Period: Jan-2018

### Roswell

<u>Source</u>	<u>Destination</u>	<u>Amount</u>
Municipal & County	Roswell	\$38,711.32
Municipal Road	Roswell	\$26,094.53
		<hr/> <hr/>
		\$64,805.85



# New Mexico Taxation and Revenue Department



## Combined Fuel Tax Distribution Report

Revenue Period: Jan-2018


---

### Dexter

<u>Source</u>	<u>Destination</u>	<u>Amount</u>
Municipal & County	Dexter	\$1,272.42
Municipal Road	Dexter	\$799.20
		<hr/> <hr/>
		\$2,071.62

---

---





# New Mexico Taxation and Revenue Department




## Combined Fuel Tax Distribution Report

Revenue Period: Jan-2018

### Hagerman

<u>Source</u>	<u>Destination</u>	<u>Amount</u>
Municipal & County	Hagerman	\$1,015.82
Municipal Road	Hagerman	\$679.16
		<hr/> <hr/>
		\$1,694.98



# New Mexico Taxation and Revenue Department



## Combined Fuel Tax Distribution Report

Revenue Period: Jan-2018

### Lake Arthur

<u>Source</u>	<u>Destination</u>	<u>Amount</u>
Municipal & County	Lake Arthur	\$71.55
Municipal Road	Lake Arthur	\$417.00
		<hr/> <hr/>
		\$488.55



# New Mexico Taxation and Revenue Department



## Combined Fuel Tax Distribution Report

Revenue Period: Jan-2018

### Curry

<u>Source</u>	<u>Destination</u>	<u>Amount</u>
County Road	Curry	\$26,504.57
Municipal & County	Curry	\$1,655.72
		<hr/> <hr/>
		\$28,160.29



# New Mexico Taxation and Revenue Department



## Combined Fuel Tax Distribution Report

Revenue Period: Jan-2018

### Clovis

<u>Source</u>	<u>Destination</u>	<u>Amount</u>
Municipal & County	Clovis	\$37,946.15
Municipal Road	Clovis	\$15,793.60
		<hr/> <hr/>
		\$53,739.75



# New Mexico Taxation and Revenue Department



## Combined Fuel Tax Distribution Report

Revenue Period: Jan-2018

### Grady

<u>Source</u>	<u>Destination</u>	<u>Amount</u>
Municipal Road	Grady	\$417.00
		<hr/>
		\$417.00



# New Mexico Taxation and Revenue Department



## Combined Fuel Tax Distribution Report

Revenue Period: Jan-2018


---

### Texico

<u>Source</u>	<u>Destination</u>	<u>Amount</u>
Municipal & County	Texico	\$2,342.59
Municipal Road	Texico	\$1,789.97
		<hr/> <hr/>
		\$4,132.56

---

---



# New Mexico Taxation and Revenue Department



## Combined Fuel Tax Distribution Report

Revenue Period: Jan-2018

### Melrose

<u>Source</u>	<u>Destination</u>	<u>Amount</u>
Municipal & County	Melrose	\$889.40
Municipal Road	Melrose	\$621.92
		<hr/> <hr/>
		\$1,511.32



# New Mexico Taxation and Revenue Department



## Combined Fuel Tax Distribution Report

Revenue Period: Jan-2018

### Lea County

<u>Source</u>	<u>Destination</u>	<u>Amount</u>
County Road	Lea County	\$30,932.28
Municipal & County	Lea County	\$745.66
		<hr/> <hr/>
		\$31,677.94





# New Mexico Taxation and Revenue Department



## Combined Fuel Tax Distribution Report

Revenue Period: Jan-2018

---

### Hobbs

<u>Source</u>	<u>Destination</u>	<u>Amount</u>
Municipal & County	Hobbs	\$40,782.88
Municipal Road	Hobbs	\$26,480.50
		<hr/> <hr/>
		\$67,263.38

---

---



# New Mexico Taxation and Revenue Department



## Combined Fuel Tax Distribution Report

Revenue Period: Jan-2018

### Eunice

<u>Source</u>	<u>Destination</u>	<u>Amount</u>
Municipal & County	Eunice	\$4,169.57
Municipal Road	Eunice	\$2,191.82
		<hr/> <hr/>
		\$6,361.39



# New Mexico Taxation and Revenue Department



## Combined Fuel Tax Distribution Report

Revenue Period: Jan-2018

### Jal

<u>Source</u>	<u>Destination</u>	<u>Amount</u>
Municipal & County	Jal	\$5,822.26
Municipal Road	Jal	\$2,972.86
		<hr/> <hr/>
		\$8,795.12



# New Mexico Taxation and Revenue Department



## Combined Fuel Tax Distribution Report

Revenue Period: Jan-2018

### Lovington

<u>Source</u>	<u>Destination</u>	<u>Amount</u>
Municipal & County	Lovington	\$9,668.42
Municipal Road	Lovington	\$6,919.86
		<hr/> <hr/>
		\$16,588.28



# New Mexico Taxation and Revenue Department



## Combined Fuel Tax Distribution Report

Revenue Period: Jan-2018


---

### Tatum

<u>Source</u>	<u>Destination</u>	<u>Amount</u>
Municipal & County	Tatum	\$2,462.78
Municipal Road	Tatum	\$1,684.32
		<hr/> <hr/>
		\$4,147.10

---

---



# New Mexico Taxation and Revenue Department



## Combined Fuel Tax Distribution Report

Revenue Period: Jan-2018

### Dona Ana County

<u>Source</u>	<u>Destination</u>	<u>Amount</u>
County Road	Dona Ana County	\$45,354.82
Municipal & County	Dona Ana County	\$9,289.39
		<hr/> <hr/>
		\$54,644.21



# New Mexico Taxation and Revenue Department



## Combined Fuel Tax Distribution Report

Revenue Period: Jan-2018

---

### Las Cruces

<u>Source</u>	<u>Destination</u>	<u>Amount</u>
Municipal & County	Las Cruces	\$80,312.40
Municipal Road	Las Cruces	\$50,725.77
		<hr/> <hr/>
		\$131,038.17

---

---



# New Mexico Taxation and Revenue Department



## Combined Fuel Tax Distribution Report

Revenue Period: Jan-2018

---

### Hatch

<u>Source</u>	<u>Destination</u>	<u>Amount</u>
Municipal & County	Hatch	\$47.66
Municipal Road	Hatch	\$417.00
		<hr/> <hr/>
		\$464.66

---

---





# New Mexico Taxation and Revenue Department



## Combined Fuel Tax Distribution Report

Revenue Period: Jan-2018

### Mesilla

<u>Source</u>	<u>Destination</u>	<u>Amount</u>
Municipal & County	Mesilla	\$0.61
Municipal Road	Mesilla	\$417.00
		<hr/> <hr/>
		\$417.61



# New Mexico Taxation and Revenue Department



## Combined Fuel Tax Distribution Report

Revenue Period: Jan-2018

---

### Sunland Park

<u>Source</u>	<u>Destination</u>	<u>Amount</u>
Municipal & County	Sunland Park	\$3,948.33
Municipal Road	Sunland Park	\$2,409.07
		<hr/> <hr/>
		\$6,357.40

---

---



# New Mexico Taxation and Revenue Department




## Combined Fuel Tax Distribution Report

Revenue Period: Jan-2018

### Anthony

<u>Source</u>	<u>Destination</u>	<u>Amount</u>
Municipal & County	Anthony	\$76.94
Municipal Road	Anthony	\$417.00
		<hr/> <hr/>
		\$493.94



# New Mexico Taxation and Revenue Department



## Combined Fuel Tax Distribution Report

Revenue Period: Jan-2018

---

### Grant County

<u>Source</u>	<u>Destination</u>	<u>Amount</u>
County Road	Grant County	\$14,418.98
Municipal & County	Grant County	\$799.15
		<hr/> <hr/>
		\$15,218.13

---

---



# New Mexico Taxation and Revenue Department



## Combined Fuel Tax Distribution Report

Revenue Period: Jan-2018


---

### Silver City

<u>Source</u>	<u>Destination</u>	<u>Amount</u>
Municipal & County	Silver City	\$11,589.58
Municipal Road	Silver City	\$7,740.16
		<hr/> <hr/>
		\$19,329.74

---

---



# New Mexico Taxation and Revenue Department



## Combined Fuel Tax Distribution Report

Revenue Period: Jan-2018

### Bayard

<u>Source</u>	<u>Destination</u>	<u>Amount</u>
Municipal & County	Bayard	\$741.95
Municipal Road	Bayard	\$417.00
		<hr/> <hr/>
		\$1,158.95



# New Mexico Taxation and Revenue Department



## Combined Fuel Tax Distribution Report

Revenue Period: Jan-2018

### Santa Clara

<u>Source</u>	<u>Destination</u>	<u>Amount</u>
Municipal Road	Santa Clara	\$417.00
		<hr/>
		\$417.00



# New Mexico Taxation and Revenue Department



## Combined Fuel Tax Distribution Report

Revenue Period: Jan-2018

### Hurley

<u>Source</u>	<u>Destination</u>	<u>Amount</u>
Municipal Road	Hurley	\$417.00
		<hr/>
		\$417.00





# New Mexico Taxation and Revenue Department



## Combined Fuel Tax Distribution Report

Revenue Period: Jan-2018


---

### Colfax County

<u>Source</u>	<u>Destination</u>	<u>Amount</u>
County Road	Colfax County	\$11,709.90
Municipal & County	Colfax County	\$147.01
		<hr/> <hr/>
		\$11,856.91

---

---



# New Mexico Taxation and Revenue Department



## Combined Fuel Tax Distribution Report

Revenue Period: Jan-2018

### Raton

<u>Source</u>	<u>Destination</u>	<u>Amount</u>
Municipal & County	Raton	\$8,889.96
Municipal Road	Raton	\$5,548.44
		<hr/> <hr/>
		\$14,438.40



# New Mexico Taxation and Revenue Department



## Combined Fuel Tax Distribution Report

Revenue Period: Jan-2018

### Maxwell

<u>Source</u>	<u>Destination</u>	<u>Amount</u>
Municipal & County	Maxwell	\$158.59
Municipal Road	Maxwell	\$417.00
		<hr/> <hr/>
		\$575.59



# New Mexico Taxation and Revenue Department



## Combined Fuel Tax Distribution Report

Revenue Period: Jan-2018

### Springer

<u>Source</u>	<u>Destination</u>	<u>Amount</u>
Municipal & County	Springer	\$3,173.82
Municipal Road	Springer	\$2,013.59
		<hr/> <hr/>
		\$5,187.41



# New Mexico Taxation and Revenue Department



## Combined Fuel Tax Distribution Report

Revenue Period: Jan-2018

### Cimarron

<u>Source</u>	<u>Destination</u>	<u>Amount</u>
Municipal & County	Cimarron	\$3,172.43
Municipal Road	Cimarron	\$2,140.08
		<hr/> <hr/>
		\$5,312.51



# New Mexico Taxation and Revenue Department



## Combined Fuel Tax Distribution Report

Revenue Period: Jan-2018

---

### Eagle Nest

<u>Source</u>	<u>Destination</u>	<u>Amount</u>
Municipal & County	Eagle Nest	\$336.46
Municipal Road	Eagle Nest	\$417.00
		<hr/> <hr/>
		\$753.46

---

---



# New Mexico Taxation and Revenue Department



## Combined Fuel Tax Distribution Report

Revenue Period: Jan-2018

### Angel Fire

<u>Source</u>	<u>Destination</u>	<u>Amount</u>
Municipal & County	Angel Fire	\$1,924.90
Municipal Road	Angel Fire	\$1,279.27
		<hr/> <hr/>
		\$3,204.17



# New Mexico Taxation and Revenue Department



## Combined Fuel Tax Distribution Report

Revenue Period: Jan-2018

### QuayCounty

<u>Source</u>	<u>Destination</u>	<u>Amount</u>
County Road	QuayCounty	\$19,071.08
Municipal & County	QuayCounty	\$466.88
		<hr/> <hr/>
		\$19,537.96





# New Mexico Taxation and Revenue Department



## Combined Fuel Tax Distribution Report

Revenue Period: Jan-2018

### Tucumcari

<u>Source</u>	<u>Destination</u>	<u>Amount</u>
Municipal & County	Tucumcari	\$14,293.30
Municipal Road	Tucumcari	\$9,736.44
		<hr/> <hr/>
		\$24,029.74



# New Mexico Taxation and Revenue Department



## Combined Fuel Tax Distribution Report

Revenue Period: Jan-2018

### San Jon

<u>Source</u>	<u>Destination</u>	<u>Amount</u>
Municipal & County	San Jon	\$1,082.57
Municipal Road	San Jon	\$791.39
		<hr/> <hr/>
		\$1,873.96



# New Mexico Taxation and Revenue Department



## Combined Fuel Tax Distribution Report

Revenue Period: Jan-2018

### Logan

<u>Source</u>	<u>Destination</u>	<u>Amount</u>
Municipal & County	Logan	\$1,635.07
Municipal Road	Logan	\$1,205.25
		<hr/> <hr/>
		\$2,840.32



# New Mexico Taxation and Revenue Department



## Combined Fuel Tax Distribution Report

Revenue Period: Jan-2018

---

### House

<u>Source</u>	<u>Destination</u>	<u>Amount</u>
Municipal Road	House	\$417.00
		<hr/>
		\$417.00

---

---



# New Mexico Taxation and Revenue Department



## Combined Fuel Tax Distribution Report

Revenue Period: Jan-2018

### Roosevelt County

<u>Source</u>	<u>Destination</u>	<u>Amount</u>
County Road	Roosevelt County	\$19,805.67
Municipal & County	Roosevelt County	\$7.84
		<hr/> <hr/>
		\$19,813.51



# New Mexico Taxation and Revenue Department



## Combined Fuel Tax Distribution Report

Revenue Period: Jan-2018

### Portales

<u>Source</u>	<u>Destination</u>	<u>Amount</u>
Municipal & County	Portales	\$7,300.91
Municipal Road	Portales	\$7,101.77
		<hr/> <hr/>
		\$14,402.68



# New Mexico Taxation and Revenue Department



## Combined Fuel Tax Distribution Report

Revenue Period: Jan-2018

### Elida

<u>Source</u>	<u>Destination</u>	<u>Amount</u>
Municipal & County	Elida	\$542.90
Municipal Road	Elida	\$417.00
		<hr/> <hr/>
		\$959.90



# New Mexico Taxation and Revenue Department



## Combined Fuel Tax Distribution Report

Revenue Period: Jan-2018

### Dora

<u>Source</u>	<u>Destination</u>	<u>Amount</u>
Municipal Road	Dora	\$417.00
		<hr/>
		\$417.00





# New Mexico Taxation and Revenue Department



## Combined Fuel Tax Distribution Report

Revenue Period: Jan-2018

---

### Causey

<u>Source</u>	<u>Destination</u>	<u>Amount</u>
Municipal Road	Causey	\$417.00
		<hr/>
		\$417.00

---

---



# New Mexico Taxation and Revenue Department



## Combined Fuel Tax Distribution Report

Revenue Period: Jan-2018

### Floyd

<u>Source</u>	<u>Destination</u>	<u>Amount</u>
Municipal Road	Floyd	\$417.00
		<hr/>
		\$417.00



# New Mexico Taxation and Revenue Department




## Combined Fuel Tax Distribution Report

Revenue Period: Jan-2018

---

### San Miguel County

<u>Source</u>	<u>Destination</u>	<u>Amount</u>
County Road	San Miguel County	\$12,016.64
Municipal & County	San Miguel County	\$1,255.44
		<hr/> <hr/>
		\$13,272.08



# New Mexico Taxation and Revenue Department



## Combined Fuel Tax Distribution Report

Revenue Period: Jan-2018

### Las Vegas

<u>Source</u>	<u>Destination</u>	<u>Amount</u>
Municipal & County	Las Vegas	\$20,474.83
Municipal Road	Las Vegas	\$12,293.95
		<hr/> <hr/>
		\$32,768.78



# New Mexico Taxation and Revenue Department




## Combined Fuel Tax Distribution Report

Revenue Period: Jan-2018

### Pecos

<u>Source</u>	<u>Destination</u>	<u>Amount</u>
Municipal & County	Pecos	\$562.64
Municipal Road	Pecos	\$417.00
		<hr/> <hr/>
		\$979.64



# New Mexico Taxation and Revenue Department



## Combined Fuel Tax Distribution Report

Revenue Period: Jan-2018

---

### McKinley County

<u>Source</u>	<u>Destination</u>	<u>Amount</u>
County Road	McKinley County	\$26,857.54
Municipal & County	McKinley County	\$17,674.35
		<hr/> <hr/>
		\$44,531.89

---

---



# New Mexico Taxation and Revenue Department



## Combined Fuel Tax Distribution Report

Revenue Period: Jan-2018

### Gallup

<u>Source</u>	<u>Destination</u>	<u>Amount</u>
Municipal & County	Gallup	\$69,470.03
Municipal Road	Gallup	\$44,047.29
		<hr/> <hr/>
		\$113,517.32



# New Mexico Taxation and Revenue Department




## Combined Fuel Tax Distribution Report

Revenue Period: Jan-2018

### Valencia County

<u>Source</u>	<u>Destination</u>	<u>Amount</u>
County Road	Valencia County	\$19,604.88
Municipal & County	Valencia County	\$2,074.77
		<hr/> <hr/>
		\$21,679.65





# New Mexico Taxation and Revenue Department



## Combined Fuel Tax Distribution Report

Revenue Period: Jan-2018


---

### Rio Communities

<u>Source</u>	<u>Destination</u>	<u>Amount</u>
Municipal & County	Rio Communities	\$2,313.60
Municipal Road	Rio Communities	\$1,294.62
		<hr/> <hr/>
		\$3,608.22

---

---



# New Mexico Taxation and Revenue Department



## Combined Fuel Tax Distribution Report

Revenue Period: Jan-2018

### Belen

<u>Source</u>	<u>Destination</u>	<u>Amount</u>
Municipal & County	Belen	\$9,258.64
Municipal Road	Belen	\$5,424.31
		<hr/> <hr/>
		\$14,682.95



# New Mexico Taxation and Revenue Department



## Combined Fuel Tax Distribution Report

Revenue Period: Jan-2018

### Los Lunas

<u>Source</u>	<u>Destination</u>	<u>Amount</u>
Municipal & County	Los Lunas	\$27,501.99
Municipal Road	Los Lunas	\$19,266.37
Los Lunas	Finance Authority	-\$3,484.76
		<hr/> <hr/>
		\$43,283.60



# New Mexico Taxation and Revenue Department



## Combined Fuel Tax Distribution Report

Revenue Period: Jan-2018

### Peralta (City)

<u>Source</u>	<u>Destination</u>	<u>Amount</u>
Municipal Road	Peralta (City)	\$417.00
		<hr/>
		\$417.00



# New Mexico Taxation and Revenue Department



## Combined Fuel Tax Distribution Report

Revenue Period: Jan-2018

---

### Bosque Farms

<u>Source</u>	<u>Destination</u>	<u>Amount</u>
Municipal & County	Bosque Farms	\$2,504.27
Municipal Road	Bosque Farms	\$1,841.42
		<hr/> <hr/>
		\$4,345.69

---

---



# New Mexico Taxation and Revenue Department



## Combined Fuel Tax Distribution Report

Revenue Period: Jan-2018

---

### Otero County

<u>Source</u>	<u>Destination</u>	<u>Amount</u>
County Road	Otero County	\$32,940.41
Municipal & County	Otero County	\$3,416.88
		<hr/> <hr/>
		\$36,357.29

---

---



# New Mexico Taxation and Revenue Department



## Combined Fuel Tax Distribution Report

Revenue Period: Jan-2018

### Alamogordo

<u>Source</u>	<u>Destination</u>	<u>Amount</u>
Municipal & County	Alamogordo	\$27,217.61
Municipal Road	Alamogordo	\$15,059.75
		<hr/> <hr/>
		\$42,277.36



# New Mexico Taxation and Revenue Department



## Combined Fuel Tax Distribution Report

Revenue Period: Jan-2018

---

### Cloudcroft

<u>Source</u>	<u>Destination</u>	<u>Amount</u>
Municipal & County	Cloudcroft	\$1,134.08
Municipal Road	Cloudcroft	\$820.83
		<hr/> <hr/>
		\$1,954.91

---

---





# New Mexico Taxation and Revenue Department



## Combined Fuel Tax Distribution Report

Revenue Period: Jan-2018

### Tularosa

<u>Source</u>	<u>Destination</u>	<u>Amount</u>
Municipal & County	Tularosa	\$3,080.83
Municipal Road	Tularosa	\$1,076.69
		<hr/> <hr/>
		\$4,157.52



# New Mexico Taxation and Revenue Department



## Combined Fuel Tax Distribution Report

Revenue Period: Jan-2018

---

### San Juan County

<u>Source</u>	<u>Destination</u>	<u>Amount</u>
County Road	San Juan County	\$32,881.04
Municipal & County	San Juan County	\$49,422.89
		<hr/> <hr/>
		\$82,303.93

---

---



# New Mexico Taxation and Revenue Department




## Combined Fuel Tax Distribution Report

Revenue Period: Jan-2018

### Farmington

<u>Source</u>	<u>Destination</u>	<u>Amount</u>
Municipal & County	Farmington	\$19,716.44
Municipal Road	Farmington	\$16,572.49
		<hr/> <hr/>
		\$36,288.93



# New Mexico Taxation and Revenue Department



## Combined Fuel Tax Distribution Report

Revenue Period: Jan-2018

### Aztec

<u>Source</u>	<u>Destination</u>	<u>Amount</u>
Municipal & County	Aztec	\$8,248.61
Municipal Road	Aztec	\$6,029.14
		<hr/> <hr/>
		\$14,277.75



# New Mexico Taxation and Revenue Department



## Combined Fuel Tax Distribution Report

Revenue Period: Jan-2018

---

### Bloomfield

<u>Source</u>	<u>Destination</u>	<u>Amount</u>
Municipal & County	Bloomfield	\$10,207.88
Municipal Road	Bloomfield	\$7,879.18
		<hr/> <hr/>
		\$18,087.06

---

---



# New Mexico Taxation and Revenue Department



## Combined Fuel Tax Distribution Report

Revenue Period: Jan-2018

### Kirtland

<u>Source</u>	<u>Destination</u>	<u>Amount</u>
Municipal & County	Kirtland	\$4,617.89
Municipal Road	Kirtland	\$3,115.83
		<hr/> <hr/>
		\$7,733.72



# New Mexico Taxation and Revenue Department



## Combined Fuel Tax Distribution Report

Revenue Period: Jan-2018

### Rio Arriba County

<u>Source</u>	<u>Destination</u>	<u>Amount</u>
County Road	Rio Arriba County	\$17,972.85
Municipal & County	Rio Arriba County	\$2,480.36
		<hr/> <hr/>
		\$20,453.21



# New Mexico Taxation and Revenue Department




## Combined Fuel Tax Distribution Report

Revenue Period: Jan-2018

### Chama

<u>Source</u>	<u>Destination</u>	<u>Amount</u>
Municipal & County	Chama	\$1,797.02
Municipal Road	Chama	\$1,333.32
		<hr/> <hr/>
		\$3,130.34





# New Mexico Taxation and Revenue Department




## Combined Fuel Tax Distribution Report

Revenue Period: Jan-2018

### Espanola (Rio Arriba & Santa Fe)

<u>Source</u>	<u>Destination</u>	<u>Amount</u>
Municipal & County	Espanola (Rio Arriba & Santa Fe)	\$15,996.25
Municipal Road	Espanola (Rio Arriba & Santa Fe)	\$11,584.79
		<hr/> <hr/>
		\$27,581.04



# New Mexico Taxation and Revenue Department



## Combined Fuel Tax Distribution Report

Revenue Period: Jan-2018

### Union County

<u>Source</u>	<u>Destination</u>	<u>Amount</u>
County Road	Union County	\$17,209.39
Municipal & County	Union County	\$398.61
Union County	Finance Authority	-\$6,711.00
		<hr/> <hr/>
		\$10,897.00



# New Mexico Taxation and Revenue Department




## Combined Fuel Tax Distribution Report

Revenue Period: Jan-2018

### Clayton

<u>Source</u>	<u>Destination</u>	<u>Amount</u>
Municipal & County	Clayton	\$5,041.17
Municipal Road	Clayton	\$3,279.64
		<hr/> <hr/>
		\$8,320.81



# New Mexico Taxation and Revenue Department



## Combined Fuel Tax Distribution Report

Revenue Period: Jan-2018

### Des Moines

<u>Source</u>	<u>Destination</u>	<u>Amount</u>
Municipal & County	Des Moines	\$261.23
Municipal Road	Des Moines	\$417.00
		<hr/> <hr/>
		\$678.23



# New Mexico Taxation and Revenue Department



## Combined Fuel Tax Distribution Report

Revenue Period: Jan-2018

### Grenville

<u>Source</u>	<u>Destination</u>	<u>Amount</u>
Municipal & County	Grenville	\$30.34
Municipal Road	Grenville	\$417.00
		<hr/> <hr/>
		\$447.34



# New Mexico Taxation and Revenue Department



## Combined Fuel Tax Distribution Report

Revenue Period: Jan-2018

### Folsom

<u>Source</u>	<u>Destination</u>	<u>Amount</u>
Municipal & County	Folsom	\$53.01
Municipal Road	Folsom	\$417.00
		<hr/> <hr/>
		\$470.01



# New Mexico Taxation and Revenue Department



## Combined Fuel Tax Distribution Report

Revenue Period: Jan-2018

### Luna County

<u>Source</u>	<u>Destination</u>	<u>Amount</u>
County Road	Luna County	\$29,388.73
		<hr/>
		\$29,388.73



# New Mexico Taxation and Revenue Department



## Combined Fuel Tax Distribution Report

Revenue Period: Jan-2018

### Deming

<u>Source</u>	<u>Destination</u>	<u>Amount</u>
Municipal & County	Deming	\$21,541.92
Municipal Road	Deming	\$9,490.24
		<hr/> <hr/>
		\$31,032.16





# New Mexico Taxation and Revenue Department



## Combined Fuel Tax Distribution Report

Revenue Period: Jan-2018

---

### Columbus

<u>Source</u>	<u>Destination</u>	<u>Amount</u>
Municipal & County	Columbus	\$1,121.66
Municipal Road	Columbus	\$417.00
		<hr/> <hr/>
		\$1,538.66

---

---



# New Mexico Taxation and Revenue Department



## Combined Fuel Tax Distribution Report

Revenue Period: Jan-2018

---

### Taos County

<u>Source</u>	<u>Destination</u>	<u>Amount</u>
County Road	Taos County	\$12,185.50
Municipal & County	Taos County	\$4,115.36
		<hr/> <hr/>
		\$16,300.86

---

---



# New Mexico Taxation and Revenue Department



## Combined Fuel Tax Distribution Report

Revenue Period: Jan-2018

---

### Taos (City)

<u>Source</u>	<u>Destination</u>	<u>Amount</u>
Municipal & County	Taos (City)	\$11,763.12
Municipal Road	Taos (City)	\$8,008.32
		<hr/> <hr/>
		\$19,771.44

---

---



# New Mexico Taxation and Revenue Department



## Combined Fuel Tax Distribution Report

Revenue Period: Jan-2018

---

### Questa

<u>Source</u>	<u>Destination</u>	<u>Amount</u>
Municipal & County	Questa	\$880.29
Municipal Road	Questa	\$807.21
		<hr/> <hr/>
		\$1,687.50

---

---



# New Mexico Taxation and Revenue Department



## Combined Fuel Tax Distribution Report

Revenue Period: Jan-2018

---

### Red River

<u>Source</u>	<u>Destination</u>	<u>Amount</u>
Municipal & County	Red River	\$524.14
Municipal Road	Red River	\$417.00
		<hr/> <hr/>
		\$941.14

---

---



# New Mexico Taxation and Revenue Department



## Combined Fuel Tax Distribution Report

Revenue Period: Jan-2018

### Taos Ski Valley

<u>Source</u>	<u>Destination</u>	<u>Amount</u>
Municipal Road	Taos Ski Valley	\$417.00
		<hr/>
		\$417.00



# New Mexico Taxation and Revenue Department



## Combined Fuel Tax Distribution Report

Revenue Period: Jan-2018


---

### Sierra County

<u>Source</u>	<u>Destination</u>	<u>Amount</u>
County Road	Sierra County	\$9,666.43
Municipal & County	Sierra County	\$181.10
		<hr/> <hr/>
		\$9,847.53

---

---



# New Mexico Taxation and Revenue Department



## Combined Fuel Tax Distribution Report

Revenue Period: Jan-2018

### Truth or Consequences

<u>Source</u>	<u>Destination</u>	<u>Amount</u>
Municipal & County	Truth or Consequences	\$4,623.63
Municipal Road	Truth or Consequences	\$1,841.16
		<hr/> <hr/>
		\$6,464.79





# New Mexico Taxation and Revenue Department



## Combined Fuel Tax Distribution Report

Revenue Period: Jan-2018

### Williamsburg

<u>Source</u>	<u>Destination</u>	<u>Amount</u>
Municipal & County	Williamsburg	\$1,881.40
Municipal Road	Williamsburg	\$1,122.48
		<hr/> <hr/>
		\$3,003.88



# New Mexico Taxation and Revenue Department



## Combined Fuel Tax Distribution Report

Revenue Period: Jan-2018

---

### Elephant Butte

<u>Source</u>	<u>Destination</u>	<u>Amount</u>
Municipal & County	Elephant Butte	\$824.14
Municipal Road	Elephant Butte	\$417.00
		<hr/> <hr/>
		\$1,241.14

---

---



# New Mexico Taxation and Revenue Department



## Combined Fuel Tax Distribution Report

Revenue Period: Jan-2018

---

### Torrance County

<u>Source</u>	<u>Destination</u>	<u>Amount</u>
County Road	Torrance County	\$16,329.91
		<hr/>
		\$16,329.91

---

---



# New Mexico Taxation and Revenue Department



## Combined Fuel Tax Distribution Report

Revenue Period: Jan-2018

---

### Mountainair

<u>Source</u>	<u>Destination</u>	<u>Amount</u>
Municipal & County	Mountainair	\$1,044.23
Municipal Road	Mountainair	\$687.11
		<hr/> <hr/>
		\$1,731.34

---

---



# New Mexico Taxation and Revenue Department



## Combined Fuel Tax Distribution Report

Revenue Period: Jan-2018

### Moriarty

<u>Source</u>	<u>Destination</u>	<u>Amount</u>
Municipal & County	Moriarty	\$11,870.16
Municipal Road	Moriarty	\$8,150.28
		<hr/> <hr/>
		\$20,020.44



# New Mexico Taxation and Revenue Department



## Combined Fuel Tax Distribution Report

Revenue Period: Jan-2018

---

### Willard

<u>Source</u>	<u>Destination</u>	<u>Amount</u>
Municipal Road	Willard	\$417.00
		<hr/>
		\$417.00

---

---



# New Mexico Taxation and Revenue Department



## Combined Fuel Tax Distribution Report

Revenue Period: Jan-2018

### Encino

<u>Source</u>	<u>Destination</u>	<u>Amount</u>
Municipal & County	Encino	\$1,770.59
Municipal Road	Encino	\$1,075.77
		<hr/> <hr/>
		\$2,846.36



# New Mexico Taxation and Revenue Department



## Combined Fuel Tax Distribution Report

Revenue Period: Jan-2018

### Estancia

<u>Source</u>	<u>Destination</u>	<u>Amount</u>
Municipal & County	Estancia	\$1,379.12
Municipal Road	Estancia	\$899.86
		<hr/> <hr/>
		\$2,278.98





# New Mexico Taxation and Revenue Department



## Combined Fuel Tax Distribution Report

Revenue Period: Jan-2018


---

### Hidalgo County

<u>Source</u>	<u>Destination</u>	<u>Amount</u>
County Road	Hidalgo County	\$9,356.51
Municipal & County	Hidalgo County	\$689.71
		<hr/> <hr/>
		\$10,046.22

---

---



# New Mexico Taxation and Revenue Department



## Combined Fuel Tax Distribution Report

Revenue Period: Jan-2018

### Lordsburg

<u>Source</u>	<u>Destination</u>	<u>Amount</u>
Municipal & County	Lordsburg	\$15,238.77
Municipal Road	Lordsburg	\$7,675.45
		<hr/> <hr/>
		\$22,914.22



# New Mexico Taxation and Revenue Department



## Combined Fuel Tax Distribution Report

Revenue Period: Jan-2018

---

### Virden

<u>Source</u>	<u>Destination</u>	<u>Amount</u>
Municipal Road	Virden	\$417.00
		<hr/>
		\$417.00

---

---



# New Mexico Taxation and Revenue Department



## Combined Fuel Tax Distribution Report

Revenue Period: Jan-2018

---

### Guadalupe County

<u>Source</u>	<u>Destination</u>	<u>Amount</u>
County Road	Guadalupe County	\$14,033.16
Municipal & County	Guadalupe County	\$3,503.30
		<hr/> <hr/>
		\$17,536.46

---

---



# New Mexico Taxation and Revenue Department



## Combined Fuel Tax Distribution Report

Revenue Period: Jan-2018

---

### Santa Rosa

<u>Source</u>	<u>Destination</u>	<u>Amount</u>
Municipal & County	Santa Rosa	\$14,386.75
Municipal Road	Santa Rosa	\$9,096.35
		<hr/> <hr/>
		\$23,483.10

---

---



# New Mexico Taxation and Revenue Department



## Combined Fuel Tax Distribution Report

Revenue Period: Jan-2018

### Vaughn

<u>Source</u>	<u>Destination</u>	<u>Amount</u>
Municipal & County	Vaughn	\$3,122.42
Municipal Road	Vaughn	\$1,697.33
		<hr/> <hr/>
		\$4,819.75



# New Mexico Taxation and Revenue Department



## Combined Fuel Tax Distribution Report

Revenue Period: Jan-2018


---

### Socorro County

<u>Source</u>	<u>Destination</u>	<u>Amount</u>
County Road	Socorro County	\$21,526.55
Municipal & County	Socorro County	\$4,015.63
		<hr/> <hr/>
		\$25,542.18

---

---



# New Mexico Taxation and Revenue Department



## Combined Fuel Tax Distribution Report

Revenue Period: Jan-2018

---

### Socorro (City)

<u>Source</u>	<u>Destination</u>	<u>Amount</u>
Municipal & County	Socorro (City)	\$9,162.60
Municipal Road	Socorro (City)	\$6,283.06
		<hr/> <hr/>
		\$15,445.66

---

---





# New Mexico Taxation and Revenue Department



## Combined Fuel Tax Distribution Report

Revenue Period: Jan-2018

### Magdalena

<u>Source</u>	<u>Destination</u>	<u>Amount</u>
Municipal & County	Magdalena	\$376.20
Municipal Road	Magdalena	\$417.00
		<hr/> <hr/>
		\$793.20



# New Mexico Taxation and Revenue Department



## Combined Fuel Tax Distribution Report

Revenue Period: Jan-2018

### Lincoln County

<u>Source</u>	<u>Destination</u>	<u>Amount</u>
County Road	Lincoln County	\$14,440.20
Municipal & County	Lincoln County	\$3,471.19
		<hr/> <hr/>
		\$17,911.39



# New Mexico Taxation and Revenue Department



## Combined Fuel Tax Distribution Report

Revenue Period: Jan-2018

### Ruidoso

<u>Source</u>	<u>Destination</u>	<u>Amount</u>
Municipal & County	Ruidoso	\$7,838.10
Municipal Road	Ruidoso	\$5,454.49
		<hr/> <hr/>
		\$13,292.59



# New Mexico Taxation and Revenue Department



## Combined Fuel Tax Distribution Report

Revenue Period: Jan-2018

### Capitan

<u>Source</u>	<u>Destination</u>	<u>Amount</u>
Municipal & County	Capitan	\$1,013.55
Municipal Road	Capitan	\$726.38
		<hr/> <hr/>
		\$1,739.93



# New Mexico Taxation and Revenue Department



## Combined Fuel Tax Distribution Report

Revenue Period: Jan-2018

### Carrizozo

<u>Source</u>	<u>Destination</u>	<u>Amount</u>
Municipal & County	Carrizozo	\$1,738.00
Municipal Road	Carrizozo	\$1,284.82
		<hr/> <hr/>
		\$3,022.82



# New Mexico Taxation and Revenue Department



## Combined Fuel Tax Distribution Report

Revenue Period: Jan-2018

### Corona

<u>Source</u>	<u>Destination</u>	<u>Amount</u>
Municipal & County	Corona	\$432.69
Municipal Road	Corona	\$417.00
		<hr/> <hr/>
		\$849.69



# New Mexico Taxation and Revenue Department



## Combined Fuel Tax Distribution Report

Revenue Period: Jan-2018


---

### Ruidoso Downs

<u>Source</u>	<u>Destination</u>	<u>Amount</u>
Municipal & County	Ruidoso Downs	\$467.53
Municipal Road	Ruidoso Downs	\$417.00
		<hr/> <hr/>
		\$884.53

---

---



# New Mexico Taxation and Revenue Department



## Combined Fuel Tax Distribution Report

Revenue Period: Jan-2018

### De Baca County

<u>Source</u>	<u>Destination</u>	<u>Amount</u>
County Road	De Baca County	\$10,888.20
Municipal & County	De Baca County	\$87.85
De Baca County	Finance Authority	-\$6,170.85
		<hr/> <hr/>
		\$4,805.20





# New Mexico Taxation and Revenue Department



## Combined Fuel Tax Distribution Report

Revenue Period: Jan-2018

---

### Fort Sumner

<u>Source</u>	<u>Destination</u>	<u>Amount</u>
Municipal & County	Fort Sumner	\$1,692.64
Municipal Road	Fort Sumner	\$1,100.48
		<hr/> <hr/>
		\$2,793.12

---

---



# New Mexico Taxation and Revenue Department



## Combined Fuel Tax Distribution Report

Revenue Period: Jan-2018

---

### Catron County

<u>Source</u>	<u>Destination</u>	<u>Amount</u>
County Road	Catron County	\$13,376.17
Municipal & County	Catron County	\$1,101.39
		<hr/> <hr/>
		\$14,477.56

---

---



# New Mexico Taxation and Revenue Department



## Combined Fuel Tax Distribution Report

Revenue Period: Jan-2018

### Reserve

<u>Source</u>	<u>Destination</u>	<u>Amount</u>
Municipal & County	Reserve	\$158.43
Municipal Road	Reserve	\$417.00
		<hr/> <hr/>
		\$575.43



# New Mexico Taxation and Revenue Department



## Combined Fuel Tax Distribution Report

Revenue Period: Jan-2018

---

### Sandoval County

<u>Source</u>	<u>Destination</u>	<u>Amount</u>
County Road	Sandoval County	\$43,332.63
Municipal & County	Sandoval County	\$574.83
		<hr/> <hr/>
		\$43,907.46

---

---



# New Mexico Taxation and Revenue Department



## Combined Fuel Tax Distribution Report

Revenue Period: Jan-2018

### Bernalillo City

<u>Source</u>	<u>Destination</u>	<u>Amount</u>
Municipal & County	Bernalillo City	\$20,464.91
Municipal Road	Bernalillo City	\$12,554.85
		<hr/> <hr/>
		\$33,019.76



# New Mexico Taxation and Revenue Department



## Combined Fuel Tax Distribution Report

Revenue Period: Jan-2018

### Jemez Springs

<u>Source</u>	<u>Destination</u>	<u>Amount</u>
Municipal Road	Jemez Springs	\$417.00
		<hr/>
		\$417.00



# New Mexico Taxation and Revenue Department



## Combined Fuel Tax Distribution Report

Revenue Period: Jan-2018

### Cuba

<u>Source</u>	<u>Destination</u>	<u>Amount</u>
Municipal & County	Cuba	\$4,571.90
Municipal Road	Cuba	\$2,963.57
		<hr/> <hr/>
		\$7,535.47



# New Mexico Taxation and Revenue Department




## Combined Fuel Tax Distribution Report

Revenue Period: Jan-2018

### Edgewood (Sandoval)

<u>Source</u>	<u>Destination</u>	<u>Amount</u>
Municipal Road	Edgewood (Sandoval)	\$417.00
		<hr/>
		\$417.00





# New Mexico Taxation and Revenue Department



## Combined Fuel Tax Distribution Report

Revenue Period: Jan-2018

### San Ysidro

<u>Source</u>	<u>Destination</u>	<u>Amount</u>
Municipal & County	San Ysidro	\$911.13
Municipal Road	San Ysidro	\$760.10
		<hr/> <hr/>
		\$1,671.23



# New Mexico Taxation and Revenue Department



## Combined Fuel Tax Distribution Report

Revenue Period: Jan-2018

### Corrales (Sandoval & Bernalillo)

<u>Source</u>	<u>Destination</u>	<u>Amount</u>
Municipal & County	Corrales (Sandoval & Bernalillo)	\$611.97
Municipal Road	Corrales (Sandoval & Bernalillo)	\$417.00
		<hr/> <hr/>
		\$1,028.97



# New Mexico Taxation and Revenue Department



## Combined Fuel Tax Distribution Report

Revenue Period: Jan-2018

### Rio Rancho (Sandoval & Bernalillo)

<u>Source</u>	<u>Destination</u>	<u>Amount</u>
Municipal & County	Rio Rancho (Sandoval & Bernalillo)	\$38,152.09
Municipal Road	Rio Rancho (Sandoval & Bernalillo)	\$24,502.15
Rio Rancho (Sandoval & Bernalillo)	Finance Authority	-\$13,509.33
		<hr/> <hr/>
		\$49,144.91



# New Mexico Taxation and Revenue Department



## Combined Fuel Tax Distribution Report

Revenue Period: Jan-2018

### Mora County

<u>Source</u>	<u>Destination</u>	<u>Amount</u>
County Road	Mora County	\$7,051.92
Municipal & County	Mora County	\$1,946.22
Mora County	Finance Authority	-\$4,840.17
		<hr/> <hr/>
		\$4,157.97



# New Mexico Taxation and Revenue Department




## Combined Fuel Tax Distribution Report

Revenue Period: Jan-2018

### Wagon Mound

<u>Source</u>	<u>Destination</u>	<u>Amount</u>
Municipal & County	Wagon Mound	\$1,475.06
Municipal Road	Wagon Mound	\$1,059.28
		<hr/> <hr/>
		\$2,534.34



# New Mexico Taxation and Revenue Department



## Combined Fuel Tax Distribution Report

Revenue Period: Jan-2018

---

### Harding County

<u>Source</u>	<u>Destination</u>	<u>Amount</u>
County Road	Harding County	\$8,047.37
Municipal & County	Harding County	\$215.70
		<hr/> <hr/>
		\$8,263.07

---

---



# New Mexico Taxation and Revenue Department




## Combined Fuel Tax Distribution Report

Revenue Period: Jan-2018

### Roy

<u>Source</u>	<u>Destination</u>	<u>Amount</u>
Municipal & County	Roy	\$8.73
Municipal Road	Roy	\$417.00
		<hr/> <hr/>
		\$425.73



# New Mexico Taxation and Revenue Department




## Combined Fuel Tax Distribution Report

Revenue Period: Jan-2018

### Mosquero (Harding & San Miguel )

<u>Source</u>	<u>Destination</u>	<u>Amount</u>
Municipal & County	Mosquero (Harding & San Miguel )	\$37.56
Municipal Road	Mosquero (Harding & San Miguel )	\$417.00
		<hr/> <hr/>
		\$454.56





# New Mexico Taxation and Revenue Department



## Combined Fuel Tax Distribution Report

Revenue Period: Jan-2018

### Los Alamos City/County

<u>Source</u>	<u>Destination</u>	<u>Amount</u>
County Road	Los Alamos City/County	\$4,582.71
Municipal & County	Los Alamos City/County	\$16,448.12
Municipal Road	Los Alamos City/County	\$5,853.98
		<hr/> <hr/>
		\$26,884.81



# New Mexico Taxation and Revenue Department



## Combined Fuel Tax Distribution Report

Revenue Period: Jan-2018

### Cibola County

<u>Source</u>	<u>Destination</u>	<u>Amount</u>
County Road	Cibola County	\$12,041.48
Municipal & County	Cibola County	\$3,239.49
		<hr/> <hr/>
		\$15,280.97



# New Mexico Taxation and Revenue Department




## Combined Fuel Tax Distribution Report

Revenue Period: Jan-2018

### Milan

<u>Source</u>	<u>Destination</u>	<u>Amount</u>
Municipal & County	Milan	\$4,726.35
Municipal Road	Milan	\$5,489.38
		<hr/> <hr/>
		\$10,215.73



# New Mexico Taxation and Revenue Department



## Combined Fuel Tax Distribution Report

Revenue Period: Jan-2018


---

### Grants

<u>Source</u>	<u>Destination</u>	<u>Amount</u>
Municipal & County	Grants	\$7,029.24
Municipal Road	Grants	\$4,628.25
		<hr/> <hr/>
		\$11,657.49

---

---



# New Mexico Taxation and Revenue Department



## Combined Fuel Tax Distribution Report

Revenue Period: Jan-2018

### Payments - FID

<u>Source</u>	<u>Destination</u>	<u>Amount</u>
Payments - FID	Cash	-\$702.46
Cash	Payments - FID	\$1,722,832.03
General Fund - FID	Payments - FID	\$42,798.48
Refunds - FID	Payments - FID	\$263.00
Payments - FID	General Fund - FID	-\$1,594,363.34
Payments - FID	Refunds - FID	-\$73,000.05
		<hr/> <hr/>
		\$97,827.66



# New Mexico Taxation and Revenue Department



## Combined Fuel Tax Distribution Report

Revenue Period: Jan-2018

### General Fund - FID

<u>Source</u>	<u>Destination</u>	<u>Amount</u>
General Fund - FID	Payments - FID	-\$42,798.48
Payments - FID	General Fund - FID	\$1,594,363.34
Refunds - FID	General Fund - FID	\$4,261.92
General Fund - FID	Refunds - FID	-\$17,780.00
		<hr/> <hr/>
		\$1,538,046.78



# New Mexico Taxation and Revenue Department



## Combined Fuel Tax Distribution Report

Revenue Period: Jan-2018

### Refunds - FID

<u>Source</u>	<u>Destination</u>	<u>Amount</u>
Refunds - FID	Payments - FID	-\$263.00
Refunds - FID	General Fund - FID	-\$4,261.92
Payments - FID	Refunds - FID	\$73,000.05
General Fund - FID	Refunds - FID	\$17,780.00
		<hr/> <hr/>
		\$86,255.13



# New Mexico Taxation and Revenue Department



## Combined Fuel Tax Distribution Report

Revenue Period: Jan-2018

### Payments - FTA

<u>Source</u>	<u>Destination</u>	<u>Amount</u>
Cash	Payments - FTA	\$113,866.99
Foreign Jurisdictions - FTA	Payments - FTA	\$4,313.25
General Fund - FTA	Payments - FTA	\$11,598.09
Local Government Road (SF) - FTA	Payments - FTA	\$21,423.32
State Road (SF) - FTA	Payments - FTA	\$197,326.72
Payments - FTA	Foreign Jurisdictions - FTA	-\$300,053.73
Payments - FTA	General Fund - FTA	-\$1,906.43
Payments - FTA	Local Government Road (SF) - FTA	-\$572.02
Payments - FTA	Refunds - FTA	-\$1,956.35
Payments - FTA	State Road (SF) - FTA	-\$9,248.64
		\$34,791.20





# New Mexico Taxation and Revenue Department



## Combined Fuel Tax Distribution Report

Revenue Period: Jan-2018


---

### Foreign Jurisdictions - FTA

<u>Source</u>	<u>Destination</u>	<u>Amount</u>
Foreign Jurisdictions - FTA	Payments - FTA	-\$4,313.25
Payments - FTA	Foreign Jurisdictions - FTA	\$300,053.73
		<hr/> <hr/>
		\$295,740.48

---

---



# New Mexico Taxation and Revenue Department




## Combined Fuel Tax Distribution Report

Revenue Period: Jan-2018

### General Fund - FTA

<u>Source</u>	<u>Destination</u>	<u>Amount</u>
General Fund - FTA	Payments - FTA	-\$11,598.09
Payments - FTA	General Fund - FTA	\$1,906.43
		<hr/> <hr/>
		-\$9,691.66



# New Mexico Taxation and Revenue Department




## Combined Fuel Tax Distribution Report

Revenue Period: Jan-2018

### Local Government Road (SF) - FTA

<u>Source</u>	<u>Destination</u>	<u>Amount</u>
Local Government Road (SF) - FTA	Payments - FTA	-\$21,423.32
Payments - FTA	Local Government Road (SF) - FTA	\$572.02
		<hr/> <hr/>
		-\$20,851.30



# New Mexico Taxation and Revenue Department



## Combined Fuel Tax Distribution Report

Revenue Period: Jan-2018

### Refunds - FTA

<u>Source</u>	<u>Destination</u>	<u>Amount</u>
Payments - FTA	Refunds - FTA	\$1,956.35
		<hr/>
		\$1,956.35



# New Mexico Taxation and Revenue Department



## Combined Fuel Tax Distribution Report

Revenue Period: Jan-2018

### State Road (SF) - FTA

<u>Source</u>	<u>Destination</u>	<u>Amount</u>
State Road (SF) - FTA	Payments - FTA	-\$197,326.72
Payments - FTA	State Road (SF) - FTA	\$9,248.64
		<hr/> <hr/>
		-\$188,078.08



# New Mexico Taxation and Revenue Department



## Combined Fuel Tax Distribution Report

Revenue Period: Jan-2018

### Payments - FTJ

<u>Source</u>	<u>Destination</u>	<u>Amount</u>
Cash	Payments - FTJ	\$143,252.78
		<hr/>
		\$143,252.78



# New Mexico Taxation and Revenue Department



## Combined Fuel Tax Distribution Report

Revenue Period: Jan-2018

---

