

# New Mexico Taxation and Revenue Department



## Combined Fuel Tax Distribution Report

Revenue Period: Mar-2017

---

### Santa Fe County

<u>Source</u>	<u>Destination</u>	<u>Amount</u>
County Road	Santa Fe County	\$28,030.62
Municipal & County	Santa Fe County	\$4,686.08
		<hr/> <hr/>
		\$32,716.70

---

---



# New Mexico Taxation and Revenue Department




## Combined Fuel Tax Distribution Report

Revenue Period: Mar-2017

### Santa Fe (City)

<u>Source</u>	<u>Destination</u>	<u>Amount</u>
Municipal & County	Santa Fe (City)	\$82,876.13
Municipal Road	Santa Fe (City)	\$37,974.81
		<hr/> <hr/>
		\$120,850.94



# New Mexico Taxation and Revenue Department



## Combined Fuel Tax Distribution Report

Revenue Period: Mar-2017

### Edgewood

<u>Source</u>	<u>Destination</u>	<u>Amount</u>
Municipal & County	Edgewood	\$11,173.73
Municipal Road	Edgewood	\$4,073.14
		<hr/> <hr/>
		\$15,246.87



# New Mexico Taxation and Revenue Department



## Combined Fuel Tax Distribution Report

Revenue Period: Mar-2017

### Bernalillo County

<u>Source</u>	<u>Destination</u>	<u>Amount</u>
County Road	Bernalillo County	\$107,834.03
Municipal & County	Bernalillo County	\$5,531.45
		<hr/> <hr/>
		\$113,365.48



# New Mexico Taxation and Revenue Department



## Combined Fuel Tax Distribution Report

Revenue Period: Mar-2017

### Albuquerque

<u>Source</u>	<u>Destination</u>	<u>Amount</u>
Municipal & County	Albuquerque	\$253,856.54
Municipal Road	Albuquerque	\$196,104.20
		<hr/> <hr/>
		\$449,960.74



# New Mexico Taxation and Revenue Department



## Combined Fuel Tax Distribution Report

Revenue Period: Mar-2017

---

### Los Ranchos de Alb.

<u>Source</u>	<u>Destination</u>	<u>Amount</u>
Municipal & County	Los Ranchos de Alb.	\$3,013.29
Municipal Road	Los Ranchos de Alb.	\$1,063.59
		<hr/> <hr/>
		\$4,076.88

---

---



# New Mexico Taxation and Revenue Department



## Combined Fuel Tax Distribution Report

Revenue Period: Mar-2017

### Tijeras

<u>Source</u>	<u>Destination</u>	<u>Amount</u>
Municipal & County	Tijeras	\$673.96
Municipal Road	Tijeras	\$417.00
		<hr/> <hr/>
		\$1,090.96



# New Mexico Taxation and Revenue Department



## Combined Fuel Tax Distribution Report

Revenue Period: Mar-2017

### Edgewood (Bernalillo)

<u>Source</u>	<u>Destination</u>	<u>Amount</u>
Municipal Road	Edgewood (Bernalillo)	\$417.00
		<hr/>
		\$417.00





# New Mexico Taxation and Revenue Department



## Combined Fuel Tax Distribution Report

Revenue Period: Mar-2017

### Eddy County

<u>Source</u>	<u>Destination</u>	<u>Amount</u>
County Road	Eddy County	\$22,929.90
Municipal & County	Eddy County	\$4,042.71
		<hr/> <hr/>
		\$26,972.61



# New Mexico Taxation and Revenue Department



## Combined Fuel Tax Distribution Report

Revenue Period: Mar-2017

### Carlsbad

<u>Source</u>	<u>Destination</u>	<u>Amount</u>
Municipal & County	Carlsbad	\$40,069.79
Municipal Road	Carlsbad	\$17,646.07
		<hr/> <hr/>
		\$57,715.86



# New Mexico Taxation and Revenue Department



## Combined Fuel Tax Distribution Report

Revenue Period: Mar-2017

### Artesia

<u>Source</u>	<u>Destination</u>	<u>Amount</u>
Municipal & County	Artesia	\$15,342.78
Municipal Road	Artesia	\$8,920.40
		<hr/> <hr/>
		\$24,263.18



# New Mexico Taxation and Revenue Department



## Combined Fuel Tax Distribution Report

Revenue Period: Mar-2017

### Hope

<u>Source</u>	<u>Destination</u>	<u>Amount</u>
Municipal Road	Hope	\$417.00
		<hr/>
		\$417.00



# New Mexico Taxation and Revenue Department



## Combined Fuel Tax Distribution Report

Revenue Period: Mar-2017

### Loving

<u>Source</u>	<u>Destination</u>	<u>Amount</u>
Municipal & County	Loving	\$5,905.41
Municipal Road	Loving	\$2,154.40
		<hr/> <hr/>
		\$8,059.81



# New Mexico Taxation and Revenue Department



## Combined Fuel Tax Distribution Report

Revenue Period: Mar-2017

### Chaves County

<u>Source</u>	<u>Destination</u>	<u>Amount</u>
County Road	Chaves County	\$25,158.69
Municipal & County	Chaves County	\$1,809.16
		<hr/> <hr/>
		\$26,967.85



# New Mexico Taxation and Revenue Department



## Combined Fuel Tax Distribution Report

Revenue Period: Mar-2017

### Roswell

<u>Source</u>	<u>Destination</u>	<u>Amount</u>
Municipal & County	Roswell	\$28,294.16
Municipal Road	Roswell	\$21,166.38
		<hr/> <hr/>
		\$49,460.54



# New Mexico Taxation and Revenue Department



## Combined Fuel Tax Distribution Report

Revenue Period: Mar-2017

### Dexter

<u>Source</u>	<u>Destination</u>	<u>Amount</u>
Municipal & County	Dexter	\$1,843.03
Municipal Road	Dexter	\$611.81
		<hr/> <hr/>
		\$2,454.84





# New Mexico Taxation and Revenue Department



## Combined Fuel Tax Distribution Report

Revenue Period: Mar-2017

### Hagerman

<u>Source</u>	<u>Destination</u>	<u>Amount</u>
Municipal & County	Hagerman	\$1,458.94
Municipal Road	Hagerman	\$550.08
		<hr/> <hr/>
		\$2,009.02



# New Mexico Taxation and Revenue Department



## Combined Fuel Tax Distribution Report

Revenue Period: Mar-2017

### Lake Arthur

<u>Source</u>	<u>Destination</u>	<u>Amount</u>
Municipal & County	Lake Arthur	\$58.76
Municipal Road	Lake Arthur	\$417.00
		<hr/> <hr/>
		\$475.76



# New Mexico Taxation and Revenue Department



## Combined Fuel Tax Distribution Report

Revenue Period: Mar-2017

### Curry

<u>Source</u>	<u>Destination</u>	<u>Amount</u>
County Road	Curry	\$22,013.40
Municipal & County	Curry	\$1,854.89
		<hr/> <hr/>
		\$23,868.29



# New Mexico Taxation and Revenue Department



## Combined Fuel Tax Distribution Report

Revenue Period: Mar-2017

### Clovis

<u>Source</u>	<u>Destination</u>	<u>Amount</u>
Municipal & County	Clovis	\$26,130.29
Municipal Road	Clovis	\$12,362.47
		<hr/> <hr/>
		\$38,492.76



# New Mexico Taxation and Revenue Department



## Combined Fuel Tax Distribution Report

Revenue Period: Mar-2017

### Grady

<u>Source</u>	<u>Destination</u>	<u>Amount</u>
Municipal & County	Grady	\$5.75
Municipal Road	Grady	\$417.00
		<hr/> <hr/>
		\$422.75



# New Mexico Taxation and Revenue Department



## Combined Fuel Tax Distribution Report

Revenue Period: Mar-2017

---

### Texico

<u>Source</u>	<u>Destination</u>	<u>Amount</u>
Municipal & County	Texico	\$551.77
Municipal Road	Texico	\$1,648.16
		<hr/> <hr/>
		\$2,199.93

---

---



# New Mexico Taxation and Revenue Department



## Combined Fuel Tax Distribution Report

Revenue Period: Mar-2017

### Melrose

<u>Source</u>	<u>Destination</u>	<u>Amount</u>
Municipal & County	Melrose	\$1,175.67
Municipal Road	Melrose	\$417.00
		<hr/> <hr/>
		\$1,592.67



# New Mexico Taxation and Revenue Department



## Combined Fuel Tax Distribution Report

Revenue Period: Mar-2017

### Lea County

<u>Source</u>	<u>Destination</u>	<u>Amount</u>
County Road	Lea County	\$23,978.13
Municipal & County	Lea County	\$9.39
		<hr/> <hr/>
		\$23,987.52





# New Mexico Taxation and Revenue Department



## Combined Fuel Tax Distribution Report

Revenue Period: Mar-2017

---

### Hobbs

<u>Source</u>	<u>Destination</u>	<u>Amount</u>
Municipal & County	Hobbs	\$30,624.91
Municipal Road	Hobbs	\$23,849.54
		<hr/> <hr/>
		\$54,474.45

---

---



# New Mexico Taxation and Revenue Department



## Combined Fuel Tax Distribution Report

Revenue Period: Mar-2017

### Eunice

<u>Source</u>	<u>Destination</u>	<u>Amount</u>
Municipal & County	Eunice	\$4,975.14
Municipal Road	Eunice	\$1,871.68
		<hr/> <hr/>
		\$6,846.82



# New Mexico Taxation and Revenue Department



## Combined Fuel Tax Distribution Report

Revenue Period: Mar-2017

### Jal

<u>Source</u>	<u>Destination</u>	<u>Amount</u>
Municipal & County	Jal	\$5,178.80
Municipal Road	Jal	\$2,364.84
		<hr/> <hr/>
		\$7,543.64



# New Mexico Taxation and Revenue Department



## Combined Fuel Tax Distribution Report

Revenue Period: Mar-2017

### Lovington

<u>Source</u>	<u>Destination</u>	<u>Amount</u>
Municipal & County	Lovington	\$9,874.72
Municipal Road	Lovington	\$5,193.76
		<hr/> <hr/>
		\$15,068.48



# New Mexico Taxation and Revenue Department



## Combined Fuel Tax Distribution Report

Revenue Period: Mar-2017


---

### Tatum

<u>Source</u>	<u>Destination</u>	<u>Amount</u>
Municipal & County	Tatum	\$683.17
Municipal Road	Tatum	\$1,338.19
		<hr/> <hr/>
		\$2,021.36

---

---



# New Mexico Taxation and Revenue Department



## Combined Fuel Tax Distribution Report

Revenue Period: Mar-2017

### Dona Ana County

<u>Source</u>	<u>Destination</u>	<u>Amount</u>
County Road	Dona Ana County	\$43,095.47
Municipal & County	Dona Ana County	\$5,745.19
		<hr/> <hr/>
		\$48,840.66



# New Mexico Taxation and Revenue Department



## Combined Fuel Tax Distribution Report

Revenue Period: Mar-2017

### Las Cruces

<u>Source</u>	<u>Destination</u>	<u>Amount</u>
Municipal & County	Las Cruces	\$32,599.87
Municipal Road	Las Cruces	\$38,934.63
		<hr/> <hr/>
		\$71,534.50



# New Mexico Taxation and Revenue Department



## Combined Fuel Tax Distribution Report

Revenue Period: Mar-2017

### Hatch

<u>Source</u>	<u>Destination</u>	<u>Amount</u>
Municipal & County	Hatch	\$226.97
Municipal Road	Hatch	\$417.00
		<hr/> <hr/>
		\$643.97





# New Mexico Taxation and Revenue Department



## Combined Fuel Tax Distribution Report

Revenue Period: Mar-2017

### Mesilla

<u>Source</u>	<u>Destination</u>	<u>Amount</u>
Municipal & County	Mesilla	\$0.18
Municipal Road	Mesilla	\$417.00
		<hr/> <hr/>
		\$417.18



# New Mexico Taxation and Revenue Department



## Combined Fuel Tax Distribution Report

Revenue Period: Mar-2017

---

### Sunland Park

<u>Source</u>	<u>Destination</u>	<u>Amount</u>
Municipal & County	Sunland Park	\$5,374.01
Municipal Road	Sunland Park	\$1,825.45
		<hr/> <hr/>
		\$7,199.46

---

---



# New Mexico Taxation and Revenue Department



## Combined Fuel Tax Distribution Report

Revenue Period: Mar-2017

### Anthony

<u>Source</u>	<u>Destination</u>	<u>Amount</u>
Municipal Road	Anthony	\$417.00
		<hr/>
		\$417.00



# New Mexico Taxation and Revenue Department



## Combined Fuel Tax Distribution Report

Revenue Period: Mar-2017

---

### Grant County

<u>Source</u>	<u>Destination</u>	<u>Amount</u>
County Road	Grant County	\$11,993.53
Municipal & County	Grant County	\$1,369.24
		<hr/> <hr/>
		\$13,362.77

---

---



# New Mexico Taxation and Revenue Department



## Combined Fuel Tax Distribution Report

Revenue Period: Mar-2017

---

### Silver City

<u>Source</u>	<u>Destination</u>	<u>Amount</u>
Municipal & County	Silver City	\$12,913.96
Municipal Road	Silver City	\$5,306.10
		<hr/> <hr/>
		\$18,220.06

---

---



# New Mexico Taxation and Revenue Department



## Combined Fuel Tax Distribution Report

Revenue Period: Mar-2017

---

### Bayard

<u>Source</u>	<u>Destination</u>	<u>Amount</u>
Municipal Road	Bayard	\$417.00
		<hr/>
		\$417.00

---

---



# New Mexico Taxation and Revenue Department



## Combined Fuel Tax Distribution Report

Revenue Period: Mar-2017

### Santa Clara

<u>Source</u>	<u>Destination</u>	<u>Amount</u>
Municipal Road	Santa Clara	\$417.00
		<hr/>
		\$417.00



# New Mexico Taxation and Revenue Department



## Combined Fuel Tax Distribution Report

Revenue Period: Mar-2017

### Hurley

<u>Source</u>	<u>Destination</u>	<u>Amount</u>
Municipal Road	Hurley	\$417.00
		<hr/>
		\$417.00





# New Mexico Taxation and Revenue Department



## Combined Fuel Tax Distribution Report

Revenue Period: Mar-2017

---

### Colfax County

<u>Source</u>	<u>Destination</u>	<u>Amount</u>
County Road	Colfax County	\$9,788.22
Municipal & County	Colfax County	\$56.13
		<hr/> <hr/>
		\$9,844.35

---

---



# New Mexico Taxation and Revenue Department



## Combined Fuel Tax Distribution Report

Revenue Period: Mar-2017

### Raton

<u>Source</u>	<u>Destination</u>	<u>Amount</u>
Municipal & County	Raton	\$8,781.82
Municipal Road	Raton	\$4,466.86
		<hr/> <hr/>
		\$13,248.68



# New Mexico Taxation and Revenue Department



## Combined Fuel Tax Distribution Report

Revenue Period: Mar-2017

### Maxwell

<u>Source</u>	<u>Destination</u>	<u>Amount</u>
Municipal & County	Maxwell	\$215.94
Municipal Road	Maxwell	\$417.00
		<hr/> <hr/>
		\$632.94



# New Mexico Taxation and Revenue Department



## Combined Fuel Tax Distribution Report

Revenue Period: Mar-2017

### Springer

<u>Source</u>	<u>Destination</u>	<u>Amount</u>
Municipal & County	Springer	\$3,591.99
Municipal Road	Springer	\$1,655.12
		<hr/> <hr/>
		\$5,247.11



# New Mexico Taxation and Revenue Department



## Combined Fuel Tax Distribution Report

Revenue Period: Mar-2017

### Cimarron

<u>Source</u>	<u>Destination</u>	<u>Amount</u>
Municipal & County	Cimarron	\$3,386.87
Municipal Road	Cimarron	\$1,624.50
		<hr/> <hr/>
		\$5,011.37



# New Mexico Taxation and Revenue Department



## Combined Fuel Tax Distribution Report

Revenue Period: Mar-2017

### Eagle Nest

<u>Source</u>	<u>Destination</u>	<u>Amount</u>
Municipal & County	Eagle Nest	\$549.79
Municipal Road	Eagle Nest	\$417.00
		<hr/> <hr/>
		\$966.79



# New Mexico Taxation and Revenue Department



## Combined Fuel Tax Distribution Report

Revenue Period: Mar-2017

### Angel Fire

<u>Source</u>	<u>Destination</u>	<u>Amount</u>
Municipal & County	Angel Fire	\$2,678.01
Municipal Road	Angel Fire	\$1,041.06
		<hr/> <hr/>
		\$3,719.07



# New Mexico Taxation and Revenue Department



## Combined Fuel Tax Distribution Report

Revenue Period: Mar-2017

### QuayCounty

<u>Source</u>	<u>Destination</u>	<u>Amount</u>
County Road	QuayCounty	\$14,985.18
Municipal & County	QuayCounty	\$493.24
		<hr/> <hr/>
		\$15,478.42





# New Mexico Taxation and Revenue Department



## Combined Fuel Tax Distribution Report

Revenue Period: Mar-2017

### Tucumcari

<u>Source</u>	<u>Destination</u>	<u>Amount</u>
Municipal & County	Tucumcari	\$8,227.26
Municipal Road	Tucumcari	\$7,633.76
		<hr/> <hr/>
		\$15,861.02



# New Mexico Taxation and Revenue Department



## Combined Fuel Tax Distribution Report

Revenue Period: Mar-2017

---

### San Jon

<u>Source</u>	<u>Destination</u>	<u>Amount</u>
Municipal & County	San Jon	\$3,340.54
Municipal Road	San Jon	\$662.61
		<hr/> <hr/>
		\$4,003.15

---

---



# New Mexico Taxation and Revenue Department



## Combined Fuel Tax Distribution Report

Revenue Period: Mar-2017


---

### Logan

<u>Source</u>	<u>Destination</u>	<u>Amount</u>
Municipal & County	Logan	\$3,192.54
Municipal Road	Logan	\$922.41
		<hr/> <hr/>
		\$4,114.95

---

---



# New Mexico Taxation and Revenue Department



## Combined Fuel Tax Distribution Report

Revenue Period: Mar-2017

---

### House

<u>Source</u>	<u>Destination</u>	<u>Amount</u>
Municipal Road	House	\$417.00
		<hr/>
		\$417.00

---

---



# New Mexico Taxation and Revenue Department



## Combined Fuel Tax Distribution Report

Revenue Period: Mar-2017

### Roosevelt County

<u>Source</u>	<u>Destination</u>	<u>Amount</u>
County Road	Roosevelt County	\$16,358.72
Municipal & County	Roosevelt County	\$2,359.86
		<hr/> <hr/>
		\$18,718.58



# New Mexico Taxation and Revenue Department



## Combined Fuel Tax Distribution Report

Revenue Period: Mar-2017

---

### Portales

<u>Source</u>	<u>Destination</u>	<u>Amount</u>
Municipal & County	Portales	\$11,773.50
Municipal Road	Portales	\$6,174.84
		<hr/> <hr/>
		\$17,948.34

---

---



# New Mexico Taxation and Revenue Department



## Combined Fuel Tax Distribution Report

Revenue Period: Mar-2017

### Elida

<u>Source</u>	<u>Destination</u>	<u>Amount</u>
Municipal & County	Elida	\$771.96
Municipal Road	Elida	\$417.00
		<hr/> <hr/>
		\$1,188.96



# New Mexico Taxation and Revenue Department




## Combined Fuel Tax Distribution Report

Revenue Period: Mar-2017

### Dora

<u>Source</u>	<u>Destination</u>	<u>Amount</u>
Municipal & County	Dora	\$245.52
Municipal Road	Dora	\$417.00
		<hr/> <hr/>
		\$662.52





# New Mexico Taxation and Revenue Department



## Combined Fuel Tax Distribution Report

Revenue Period: Mar-2017


---

### Causey

<u>Source</u>	<u>Destination</u>	<u>Amount</u>
Municipal & County	Causey	\$36.17
Municipal Road	Causey	\$417.00
		<hr/> <hr/>
		\$453.17

---

---



# New Mexico Taxation and Revenue Department



## Combined Fuel Tax Distribution Report

Revenue Period: Mar-2017

### Floyd

<u>Source</u>	<u>Destination</u>	<u>Amount</u>
Municipal & County	Floyd	\$11.79
Municipal Road	Floyd	\$417.00
		<hr/> <hr/>
		\$428.79



# New Mexico Taxation and Revenue Department




## Combined Fuel Tax Distribution Report

Revenue Period: Mar-2017

### San Miguel County

<u>Source</u>	<u>Destination</u>	<u>Amount</u>
County Road	San Miguel County	\$10,022.02
Municipal & County	San Miguel County	\$1,042.28
		<hr/> <hr/>
		\$11,064.30



# New Mexico Taxation and Revenue Department



## Combined Fuel Tax Distribution Report

Revenue Period: Mar-2017

### Las Vegas

<u>Source</u>	<u>Destination</u>	<u>Amount</u>
Municipal & County	Las Vegas	\$23,332.82
Municipal Road	Las Vegas	\$9,060.39
		<hr/> <hr/>
		\$32,393.21



# New Mexico Taxation and Revenue Department



## Combined Fuel Tax Distribution Report

Revenue Period: Mar-2017

### Pecos

<u>Source</u>	<u>Destination</u>	<u>Amount</u>
Municipal Road	Pecos	\$417.00
		<hr/>
		\$417.00



# New Mexico Taxation and Revenue Department



## Combined Fuel Tax Distribution Report

Revenue Period: Mar-2017

### McKinley County

<u>Source</u>	<u>Destination</u>	<u>Amount</u>
County Road	McKinley County	\$19,357.92
Municipal & County	McKinley County	\$13,506.16
		<hr/> <hr/>
		\$32,864.08



# New Mexico Taxation and Revenue Department



## Combined Fuel Tax Distribution Report

Revenue Period: Mar-2017

### Gallup

<u>Source</u>	<u>Destination</u>	<u>Amount</u>
Municipal & County	Gallup	\$79,273.81
Municipal Road	Gallup	\$35,877.87
		<hr/> <hr/>
		\$115,151.68



# New Mexico Taxation and Revenue Department



## Combined Fuel Tax Distribution Report

Revenue Period: Mar-2017

---

### Valencia County

<u>Source</u>	<u>Destination</u>	<u>Amount</u>
County Road	Valencia County	\$16,510.26
Municipal & County	Valencia County	\$2,933.67
		<hr/> <hr/>
		\$19,443.93

---

---





# New Mexico Taxation and Revenue Department



## Combined Fuel Tax Distribution Report

Revenue Period: Mar-2017

---

### Rio Communities

<u>Source</u>	<u>Destination</u>	<u>Amount</u>
Municipal & County	Rio Communities	\$3,338.29
Municipal Road	Rio Communities	\$613.31
		<hr/> <hr/>
		\$3,951.60

---

---



# New Mexico Taxation and Revenue Department



## Combined Fuel Tax Distribution Report

Revenue Period: Mar-2017

### Belen

<u>Source</u>	<u>Destination</u>	<u>Amount</u>
Municipal & County	Belen	\$7,114.33
Municipal Road	Belen	\$4,310.16
		<hr/> <hr/>
		\$11,424.49



# New Mexico Taxation and Revenue Department



## Combined Fuel Tax Distribution Report

Revenue Period: Mar-2017

### Los Lunas

<u>Source</u>	<u>Destination</u>	<u>Amount</u>
Municipal & County	Los Lunas	\$24,043.84
Municipal Road	Los Lunas	\$13,979.52
Los Lunas	Finance Authority	-\$3,484.76
		<hr/> <hr/>
		\$34,538.60



# New Mexico Taxation and Revenue Department



## Combined Fuel Tax Distribution Report

Revenue Period: Mar-2017

### Peralta (City)

<u>Source</u>	<u>Destination</u>	<u>Amount</u>
Municipal Road	Peralta (City)	\$417.00
		<hr/>
		\$417.00



# New Mexico Taxation and Revenue Department



## Combined Fuel Tax Distribution Report

Revenue Period: Mar-2017

---

### Bosque Farms

<u>Source</u>	<u>Destination</u>	<u>Amount</u>
Municipal & County	Bosque Farms	\$4,307.08
Municipal Road	Bosque Farms	\$1,245.18
		<hr/> <hr/>
		\$5,552.26

---

---



# New Mexico Taxation and Revenue Department



## Combined Fuel Tax Distribution Report

Revenue Period: Mar-2017

---

### Otero County

<u>Source</u>	<u>Destination</u>	<u>Amount</u>
County Road	Otero County	\$27,379.17
Municipal & County	Otero County	\$630.67
		<hr/> <hr/>
		\$28,009.84

---

---



# New Mexico Taxation and Revenue Department



## Combined Fuel Tax Distribution Report

Revenue Period: Mar-2017

### Alamogordo

<u>Source</u>	<u>Destination</u>	<u>Amount</u>
Municipal & County	Alamogordo	\$21,569.06
Municipal Road	Alamogordo	\$12,013.01
		<hr/> <hr/>
		\$33,582.07



# New Mexico Taxation and Revenue Department



## Combined Fuel Tax Distribution Report

Revenue Period: Mar-2017

### Cloudcroft

<u>Source</u>	<u>Destination</u>	<u>Amount</u>
Municipal & County	Cloudcroft	\$1,210.90
Municipal Road	Cloudcroft	\$602.95
		<hr/> <hr/>
		\$1,813.85





# New Mexico Taxation and Revenue Department



## Combined Fuel Tax Distribution Report

Revenue Period: Mar-2017

### Tularosa

<u>Source</u>	<u>Destination</u>	<u>Amount</u>
Municipal & County	Tularosa	\$5,098.28
Municipal Road	Tularosa	\$574.87
		<hr/> <hr/>
		\$5,673.15



# New Mexico Taxation and Revenue Department



## Combined Fuel Tax Distribution Report

Revenue Period: Mar-2017


---

### San Juan County

<u>Source</u>	<u>Destination</u>	<u>Amount</u>
County Road	San Juan County	\$27,699.83
Municipal & County	San Juan County	\$37,199.27
		<hr/> <hr/>
		\$64,899.10

---

---



# New Mexico Taxation and Revenue Department



## Combined Fuel Tax Distribution Report

Revenue Period: Mar-2017

### Farmington

<u>Source</u>	<u>Destination</u>	<u>Amount</u>
Municipal & County	Farmington	\$21,871.12
Municipal Road	Farmington	\$13,693.82
		<hr/> <hr/>
		\$35,564.94



# New Mexico Taxation and Revenue Department



## Combined Fuel Tax Distribution Report

Revenue Period: Mar-2017

### Aztec

<u>Source</u>	<u>Destination</u>	<u>Amount</u>
Municipal & County	Aztec	\$12,258.15
Municipal Road	Aztec	\$4,955.90
		<hr/> <hr/>
		\$17,214.05



# New Mexico Taxation and Revenue Department



## Combined Fuel Tax Distribution Report

Revenue Period: Mar-2017


---

### Bloomfield

<u>Source</u>	<u>Destination</u>	<u>Amount</u>
Municipal & County	Bloomfield	\$16,955.43
Municipal Road	Bloomfield	\$6,041.69
		<hr/> <hr/>
		\$22,997.12

---

---



# New Mexico Taxation and Revenue Department



## Combined Fuel Tax Distribution Report

Revenue Period: Mar-2017

### Kirtland

<u>Source</u>	<u>Destination</u>	<u>Amount</u>
Municipal & County	Kirtland	\$7,228.41
Municipal Road	Kirtland	\$2,332.73
		<hr/> <hr/>
		\$9,561.14



# New Mexico Taxation and Revenue Department



## Combined Fuel Tax Distribution Report

Revenue Period: Mar-2017

### Rio Arriba County

<u>Source</u>	<u>Destination</u>	<u>Amount</u>
County Road	Rio Arriba County	\$14,968.86
Municipal & County	Rio Arriba County	\$2,003.21
		<hr/> <hr/>
		\$16,972.07



# New Mexico Taxation and Revenue Department



## Combined Fuel Tax Distribution Report

Revenue Period: Mar-2017

### Chama

<u>Source</u>	<u>Destination</u>	<u>Amount</u>
Municipal & County	Chama	\$2,136.24
Municipal Road	Chama	\$1,014.59
		<hr/> <hr/>
		\$3,150.83





# New Mexico Taxation and Revenue Department



## Combined Fuel Tax Distribution Report

Revenue Period: Mar-2017

### Espanola (Rio Arriba & Santa Fe)

<u>Source</u>	<u>Destination</u>	<u>Amount</u>
Municipal & County	Espanola (Rio Arriba & Santa Fe)	\$14,541.42
Municipal Road	Espanola (Rio Arriba & Santa Fe)	\$9,073.69
		<hr/> <hr/>
		\$23,615.11



# New Mexico Taxation and Revenue Department



## Combined Fuel Tax Distribution Report

Revenue Period: Mar-2017

### Union County

<u>Source</u>	<u>Destination</u>	<u>Amount</u>
County Road	Union County	\$13,679.90
Municipal & County	Union County	\$432.94
Union County	Finance Authority	-\$6,711.00
		<hr/> <hr/>
		\$7,401.84



# New Mexico Taxation and Revenue Department



## Combined Fuel Tax Distribution Report

Revenue Period: Mar-2017

---

### Clayton

<u>Source</u>	<u>Destination</u>	<u>Amount</u>
Municipal & County	Clayton	\$1,218.28
Municipal Road	Clayton	\$2,212.71
		<hr/> <hr/>
		\$3,430.99

---

---



# New Mexico Taxation and Revenue Department



## Combined Fuel Tax Distribution Report

Revenue Period: Mar-2017

### Des Moines

<u>Source</u>	<u>Destination</u>	<u>Amount</u>
Municipal & County	Des Moines	\$307.01
Municipal Road	Des Moines	\$417.00
		<hr/> <hr/>
		\$724.01



# New Mexico Taxation and Revenue Department



## Combined Fuel Tax Distribution Report

Revenue Period: Mar-2017

### Grenville

<u>Source</u>	<u>Destination</u>	<u>Amount</u>
Municipal & County	Grenville	\$64.62
Municipal Road	Grenville	\$417.00
		<hr/> <hr/>
		\$481.62



# New Mexico Taxation and Revenue Department



## Combined Fuel Tax Distribution Report

Revenue Period: Mar-2017

### Folsom

<u>Source</u>	<u>Destination</u>	<u>Amount</u>
Municipal & County	Folsom	\$1.67
Municipal Road	Folsom	\$417.00
		<hr/> <hr/>
		\$418.67



# New Mexico Taxation and Revenue Department



## Combined Fuel Tax Distribution Report

Revenue Period: Mar-2017

---

### Luna County

<u>Source</u>	<u>Destination</u>	<u>Amount</u>
County Road	Luna County	\$24,249.67
Luna County	Finance Authority	-\$17,482.48
		<hr/> <hr/>
		\$6,767.19

---

---



# New Mexico Taxation and Revenue Department



## Combined Fuel Tax Distribution Report

Revenue Period: Mar-2017

### Deming

<u>Source</u>	<u>Destination</u>	<u>Amount</u>
Municipal & County	Deming	\$10,623.06
Municipal Road	Deming	\$8,072.55
		<hr/> <hr/>
		\$18,695.61





# New Mexico Taxation and Revenue Department



## Combined Fuel Tax Distribution Report

Revenue Period: Mar-2017

---

### Columbus

<u>Source</u>	<u>Destination</u>	<u>Amount</u>
Municipal Road	Columbus	\$417.00
		<hr/>
		\$417.00

---

---



# New Mexico Taxation and Revenue Department



## Combined Fuel Tax Distribution Report

Revenue Period: Mar-2017

---

### Taos County

<u>Source</u>	<u>Destination</u>	<u>Amount</u>
County Road	Taos County	\$10,180.32
Municipal & County	Taos County	\$3,593.38
		<hr/> <hr/>
		\$13,773.70

---

---



# New Mexico Taxation and Revenue Department



## Combined Fuel Tax Distribution Report

Revenue Period: Mar-2017


---

### Taos (City)

<u>Source</u>	<u>Destination</u>	<u>Amount</u>
Municipal & County	Taos (City)	\$16,019.54
Municipal Road	Taos (City)	\$6,852.67
		<hr/> <hr/>
		\$22,872.21

---

---



# New Mexico Taxation and Revenue Department



## Combined Fuel Tax Distribution Report

Revenue Period: Mar-2017

### Questa

<u>Source</u>	<u>Destination</u>	<u>Amount</u>
Municipal & County	Questa	\$1,538.00
Municipal Road	Questa	\$636.96
		<hr/> <hr/>
		\$2,174.96



# New Mexico Taxation and Revenue Department



## Combined Fuel Tax Distribution Report

Revenue Period: Mar-2017


---

### Red River

<u>Source</u>	<u>Destination</u>	<u>Amount</u>
Municipal & County	Red River	\$1,428.39
Municipal Road	Red River	\$417.00
		<hr/> <hr/>
		\$1,845.39

---

---



# New Mexico Taxation and Revenue Department



## Combined Fuel Tax Distribution Report

Revenue Period: Mar-2017

---

### Taos Ski Valley

<u>Source</u>	<u>Destination</u>	<u>Amount</u>
Municipal Road	Taos Ski Valley	\$417.00
		<hr/>
		\$417.00

---

---



# New Mexico Taxation and Revenue Department




## Combined Fuel Tax Distribution Report

Revenue Period: Mar-2017

### Sierra County

<u>Source</u>	<u>Destination</u>	<u>Amount</u>
County Road	Sierra County	\$7,996.92
Municipal & County	Sierra County	\$241.39
		<hr/> <hr/>
		\$8,238.31



# New Mexico Taxation and Revenue Department



## Combined Fuel Tax Distribution Report

Revenue Period: Mar-2017

### Truth or Consequences

<u>Source</u>	<u>Destination</u>	<u>Amount</u>
Municipal & County	Truth or Consequences	\$1,991.98
Municipal Road	Truth or Consequences	\$1,348.39
		<hr/> <hr/>
		\$3,340.37





# New Mexico Taxation and Revenue Department



## Combined Fuel Tax Distribution Report

Revenue Period: Mar-2017

### Williamsburg

<u>Source</u>	<u>Destination</u>	<u>Amount</u>
Municipal & County	Williamsburg	\$2,476.96
Municipal Road	Williamsburg	\$560.47
		<hr/> <hr/>
		\$3,037.43



# New Mexico Taxation and Revenue Department




## Combined Fuel Tax Distribution Report

Revenue Period: Mar-2017

### Elephant Butte

<u>Source</u>	<u>Destination</u>	<u>Amount</u>
Municipal & County	Elephant Butte	\$265.97
Municipal Road	Elephant Butte	\$417.00
		<hr/> <hr/>
		\$682.97



# New Mexico Taxation and Revenue Department



## Combined Fuel Tax Distribution Report

Revenue Period: Mar-2017

---

### Torrance County

<u>Source</u>	<u>Destination</u>	<u>Amount</u>
County Road	Torrance County	\$12,718.85
Municipal & County	Torrance County	\$16.67
		<hr/> <hr/>
		\$12,735.52

---

---



# New Mexico Taxation and Revenue Department



## Combined Fuel Tax Distribution Report

Revenue Period: Mar-2017

---

### Mountainair

<u>Source</u>	<u>Destination</u>	<u>Amount</u>
Municipal & County	Mountainair	\$1,404.83
Municipal Road	Mountainair	\$417.00
		<hr/> <hr/>
		\$1,821.83

---

---



# New Mexico Taxation and Revenue Department



## Combined Fuel Tax Distribution Report

Revenue Period: Mar-2017

### Moriarty

<u>Source</u>	<u>Destination</u>	<u>Amount</u>
Municipal & County	Moriarty	\$6,947.00
Municipal Road	Moriarty	\$6,255.33
		<hr/> <hr/>
		\$13,202.33



# New Mexico Taxation and Revenue Department




## Combined Fuel Tax Distribution Report

Revenue Period: Mar-2017

### Willard

<u>Source</u>	<u>Destination</u>	<u>Amount</u>
Municipal & County	Willard	\$94.53
Municipal Road	Willard	\$417.00
		<hr/> <hr/>
		\$511.53



# New Mexico Taxation and Revenue Department



## Combined Fuel Tax Distribution Report

Revenue Period: Mar-2017

### Encino

<u>Source</u>	<u>Destination</u>	<u>Amount</u>
Municipal & County	Encino	\$1,752.30
Municipal Road	Encino	\$830.48
		<hr/> <hr/>
		\$2,582.78



# New Mexico Taxation and Revenue Department



## Combined Fuel Tax Distribution Report

Revenue Period: Mar-2017

### Estancia

<u>Source</u>	<u>Destination</u>	<u>Amount</u>
Municipal & County	Estancia	\$1,692.45
Municipal Road	Estancia	\$688.51
		<hr/> <hr/>
		\$2,380.96





# New Mexico Taxation and Revenue Department



## Combined Fuel Tax Distribution Report

Revenue Period: Mar-2017

---

### Hidalgo County

<u>Source</u>	<u>Destination</u>	<u>Amount</u>
County Road	Hidalgo County	\$7,396.48
Municipal & County	Hidalgo County	\$181.51
		<hr/> <hr/>
		\$7,577.99



# New Mexico Taxation and Revenue Department



## Combined Fuel Tax Distribution Report

Revenue Period: Mar-2017

### Lordsburg

<u>Source</u>	<u>Destination</u>	<u>Amount</u>
Municipal & County	Lordsburg	\$7,960.68
Municipal Road	Lordsburg	\$6,554.79
		<hr/> <hr/>
		\$14,515.47



# New Mexico Taxation and Revenue Department



## Combined Fuel Tax Distribution Report

Revenue Period: Mar-2017

### Virden

<u>Source</u>	<u>Destination</u>	<u>Amount</u>
Municipal Road	Virden	\$417.00
		<hr/>
		\$417.00



# New Mexico Taxation and Revenue Department



## Combined Fuel Tax Distribution Report

Revenue Period: Mar-2017

### Guadalupe County

<u>Source</u>	<u>Destination</u>	<u>Amount</u>
County Road	Guadalupe County	\$10,550.83
Municipal & County	Guadalupe County	\$2,365.81
		<hr/> <hr/>
		\$12,916.64



# New Mexico Taxation and Revenue Department



## Combined Fuel Tax Distribution Report

Revenue Period: Mar-2017

### Santa Rosa

<u>Source</u>	<u>Destination</u>	<u>Amount</u>
Municipal Road	Santa Rosa	\$6,234.89
		<hr/>
		\$6,234.89



# New Mexico Taxation and Revenue Department



## Combined Fuel Tax Distribution Report

Revenue Period: Mar-2017

### Vaughn

<u>Source</u>	<u>Destination</u>	<u>Amount</u>
Municipal & County	Vaughn	\$3,174.91
Municipal Road	Vaughn	\$1,402.27
		<hr/> <hr/>
		\$4,577.18



# New Mexico Taxation and Revenue Department



## Combined Fuel Tax Distribution Report

Revenue Period: Mar-2017

### Socorro County

<u>Source</u>	<u>Destination</u>	<u>Amount</u>
County Road	Socorro County	\$17,759.44
Municipal & County	Socorro County	\$3,385.66
		<hr/> <hr/>
		\$21,145.10



# New Mexico Taxation and Revenue Department



## Combined Fuel Tax Distribution Report

Revenue Period: Mar-2017

### Socorro (City)

<u>Source</u>	<u>Destination</u>	<u>Amount</u>
Municipal & County	Socorro (City)	\$7,659.96
Municipal Road	Socorro (City)	\$5,791.28
		<hr/> <hr/>
		\$13,451.24





# New Mexico Taxation and Revenue Department



## Combined Fuel Tax Distribution Report

Revenue Period: Mar-2017

### Magdalena

<u>Source</u>	<u>Destination</u>	<u>Amount</u>
Municipal & County	Magdalena	\$12.01
Municipal Road	Magdalena	\$417.00
		<hr/> <hr/>
		\$429.01



# New Mexico Taxation and Revenue Department



## Combined Fuel Tax Distribution Report

Revenue Period: Mar-2017

---

### Lincoln County

<u>Source</u>	<u>Destination</u>	<u>Amount</u>
County Road	Lincoln County	\$11,845.57
Municipal & County	Lincoln County	\$4,848.91
		<hr/> <hr/>
		\$16,694.48

---

---



# New Mexico Taxation and Revenue Department



## Combined Fuel Tax Distribution Report

Revenue Period: Mar-2017

### Ruidoso

<u>Source</u>	<u>Destination</u>	<u>Amount</u>
Municipal & County	Ruidoso	\$10,539.84
Municipal Road	Ruidoso	\$4,108.21
		<hr/> <hr/>
		\$14,648.05



# New Mexico Taxation and Revenue Department



## Combined Fuel Tax Distribution Report

Revenue Period: Mar-2017

### Capitan

<u>Source</u>	<u>Destination</u>	<u>Amount</u>
Municipal & County	Capitan	\$1,488.12
Municipal Road	Capitan	\$609.33
		<hr/> <hr/>
		\$2,097.45



# New Mexico Taxation and Revenue Department



## Combined Fuel Tax Distribution Report

Revenue Period: Mar-2017

### Carrizozo

<u>Source</u>	<u>Destination</u>	<u>Amount</u>
Municipal & County	Carrizozo	\$2,282.21
Municipal Road	Carrizozo	\$945.19
		<hr/> <hr/>
		\$3,227.40



# New Mexico Taxation and Revenue Department



## Combined Fuel Tax Distribution Report

Revenue Period: Mar-2017

---

### Corona

<u>Source</u>	<u>Destination</u>	<u>Amount</u>
Municipal & County	Corona	\$404.19
Municipal Road	Corona	\$417.00
		<hr/> <hr/>
		\$821.19

---

---



# New Mexico Taxation and Revenue Department



## Combined Fuel Tax Distribution Report

Revenue Period: Mar-2017

### Ruidoso Downs

<u>Source</u>	<u>Destination</u>	<u>Amount</u>
Municipal Road	Ruidoso Downs	\$417.00
		<hr/>
		\$417.00



# New Mexico Taxation and Revenue Department



## Combined Fuel Tax Distribution Report

Revenue Period: Mar-2017

### De Baca County

<u>Source</u>	<u>Destination</u>	<u>Amount</u>
County Road	De Baca County	\$8,902.51
Municipal & County	De Baca County	\$89.73
De Baca County	Finance Authority	-\$6,170.85
		<hr/> <hr/>
		\$2,821.39





# New Mexico Taxation and Revenue Department



## Combined Fuel Tax Distribution Report

Revenue Period: Mar-2017

### Fort Sumner

<u>Source</u>	<u>Destination</u>	<u>Amount</u>
Municipal & County	Fort Sumner	\$3,560.53
Municipal Road	Fort Sumner	\$928.75
		<hr/> <hr/>
		\$4,489.28



# New Mexico Taxation and Revenue Department



## Combined Fuel Tax Distribution Report

Revenue Period: Mar-2017

---

### Catron County

<u>Source</u>	<u>Destination</u>	<u>Amount</u>
County Road	Catron County	\$10,994.24
Municipal & County	Catron County	\$1,026.70
		<hr/> <hr/>
		\$12,020.94

---

---



# New Mexico Taxation and Revenue Department



## Combined Fuel Tax Distribution Report

Revenue Period: Mar-2017

---

### Reserve

<u>Source</u>	<u>Destination</u>	<u>Amount</u>
Municipal Road	Reserve	\$417.00
		<hr/>
		\$417.00

---

---



# New Mexico Taxation and Revenue Department



## Combined Fuel Tax Distribution Report

Revenue Period: Mar-2017

### Sandoval County

<u>Source</u>	<u>Destination</u>	<u>Amount</u>
County Road	Sandoval County	\$36,282.51
Municipal & County	Sandoval County	\$706.60
		<hr/> <hr/>
		\$36,989.11



# New Mexico Taxation and Revenue Department



## Combined Fuel Tax Distribution Report

Revenue Period: Mar-2017

### Bernalillo City

<u>Source</u>	<u>Destination</u>	<u>Amount</u>
Municipal & County	Bernalillo City	\$10,505.09
Municipal Road	Bernalillo City	\$8,706.77
		<hr/> <hr/>
		\$19,211.86



# New Mexico Taxation and Revenue Department



## Combined Fuel Tax Distribution Report

Revenue Period: Mar-2017

### Jemez Springs

<u>Source</u>	<u>Destination</u>	<u>Amount</u>
Municipal Road	Jemez Springs	\$417.00
		<hr/>
		\$417.00



# New Mexico Taxation and Revenue Department



## Combined Fuel Tax Distribution Report

Revenue Period: Mar-2017

### Cuba

<u>Source</u>	<u>Destination</u>	<u>Amount</u>
Municipal & County	Cuba	\$3,525.20
Municipal Road	Cuba	\$2,352.56
		<hr/> <hr/>
		\$5,877.76



# New Mexico Taxation and Revenue Department



## Combined Fuel Tax Distribution Report

Revenue Period: Mar-2017

### Edgewood (Sandoval)

<u>Source</u>	<u>Destination</u>	<u>Amount</u>
Municipal Road	Edgewood (Sandoval)	\$417.00
		<hr/>
		\$417.00





# New Mexico Taxation and Revenue Department



## Combined Fuel Tax Distribution Report

Revenue Period: Mar-2017

---

### San Ysidro

<u>Source</u>	<u>Destination</u>	<u>Amount</u>
Municipal & County	San Ysidro	\$1,207.67
Municipal Road	San Ysidro	\$600.18
		<hr/> <hr/>
		\$1,807.85

---

---



# New Mexico Taxation and Revenue Department




## Combined Fuel Tax Distribution Report

Revenue Period: Mar-2017

### Corrales (Sandoval & Bernalillo)

<u>Source</u>	<u>Destination</u>	<u>Amount</u>
Municipal & County	Corrales (Sandoval & Bernalillo)	\$622.80
Municipal Road	Corrales (Sandoval & Bernalillo)	\$417.00
		<hr/> <hr/>
		\$1,039.80



# New Mexico Taxation and Revenue Department



## Combined Fuel Tax Distribution Report

Revenue Period: Mar-2017

### Rio Rancho (Sandoval & Bernalillo)

<u>Source</u>	<u>Destination</u>	<u>Amount</u>
Municipal & County	Rio Rancho (Sandoval & Bernalillo)	\$46,051.22
Municipal Road	Rio Rancho (Sandoval & Bernalillo)	\$21,919.24
Rio Rancho (Sandoval & Bernalillo)	Finance Authority	-\$13,554.53
		<hr/> <hr/>
		\$54,415.93



# New Mexico Taxation and Revenue Department



## Combined Fuel Tax Distribution Report

Revenue Period: Mar-2017

### Mora County

<u>Source</u>	<u>Destination</u>	<u>Amount</u>
County Road	Mora County	\$5,812.42
Municipal & County	Mora County	\$1,700.30
Mora County	Finance Authority	-\$4,840.17
		<hr/> <hr/>
		\$2,672.55



# New Mexico Taxation and Revenue Department



## Combined Fuel Tax Distribution Report

Revenue Period: Mar-2017

### Wagon Mound

<u>Source</u>	<u>Destination</u>	<u>Amount</u>
Municipal & County	Wagon Mound	\$2,064.32
Municipal Road	Wagon Mound	\$703.12
		<hr/> <hr/>
		\$2,767.44



# New Mexico Taxation and Revenue Department



## Combined Fuel Tax Distribution Report

Revenue Period: Mar-2017

### Harding County

<u>Source</u>	<u>Destination</u>	<u>Amount</u>
County Road	Harding County	\$6,605.73
Municipal & County	Harding County	\$249.80
		<hr/> <hr/>
		\$6,855.53



# New Mexico Taxation and Revenue Department



## Combined Fuel Tax Distribution Report

Revenue Period: Mar-2017

### Roy

<u>Source</u>	<u>Destination</u>	<u>Amount</u>
Municipal & County	Roy	\$299.90
Municipal Road	Roy	\$417.00
		<hr/> <hr/>
		\$716.90



# New Mexico Taxation and Revenue Department




## Combined Fuel Tax Distribution Report

Revenue Period: Mar-2017

### Mosquero (Harding & San Miguel )

<u>Source</u>	<u>Destination</u>	<u>Amount</u>
Municipal & County	Mosquero (Harding & San Miguel )	\$54.29
Municipal Road	Mosquero (Harding & San Miguel )	\$417.00
		<hr/> <hr/>
		\$471.29





# New Mexico Taxation and Revenue Department



## Combined Fuel Tax Distribution Report

Revenue Period: Mar-2017

### Los Alamos City/County

<u>Source</u>	<u>Destination</u>	<u>Amount</u>
County Road	Los Alamos City/County	\$4,500.84
Municipal & County	Los Alamos City/County	\$20,914.30
Municipal Road	Los Alamos City/County	\$4,615.21
		<hr/> <hr/>
		\$30,030.35



# New Mexico Taxation and Revenue Department



## Combined Fuel Tax Distribution Report

Revenue Period: Mar-2017

### Cibola County

<u>Source</u>	<u>Destination</u>	<u>Amount</u>
County Road	Cibola County	\$10,030.24
Municipal & County	Cibola County	\$2,829.84
		<hr/> <hr/>
		\$12,860.08



# New Mexico Taxation and Revenue Department



## Combined Fuel Tax Distribution Report

Revenue Period: Mar-2017

### Milan

<u>Source</u>	<u>Destination</u>	<u>Amount</u>
Municipal & County	Milan	\$3,263.82
Municipal Road	Milan	\$5,131.25
		<hr/> <hr/>
		\$8,395.07



# New Mexico Taxation and Revenue Department



## Combined Fuel Tax Distribution Report

Revenue Period: Mar-2017

### Grants

<u>Source</u>	<u>Destination</u>	<u>Amount</u>
Municipal & County	Grants	\$9,501.44
Municipal Road	Grants	\$2,338.77
Grants	Finance Authority	-\$3,468.17
		<hr/> <hr/>
		\$8,372.04



# New Mexico Taxation and Revenue Department



## Combined Fuel Tax Distribution Report

Revenue Period: Mar-2017

### Payments - FID

<u>Source</u>	<u>Destination</u>	<u>Amount</u>
Cash	Payments - FID	\$574,898.38
General Fund - FID	Payments - FID	\$272,427.94
Payments - FID	General Fund - FID	-\$331,679.50
Payments - FID	Refunds - FID	-\$485,702.30
		<hr/> <hr/>
		\$29,944.52



# New Mexico Taxation and Revenue Department




## Combined Fuel Tax Distribution Report

Revenue Period: Mar-2017

### General Fund - FID

<u>Source</u>	<u>Destination</u>	<u>Amount</u>
General Fund - FID	Payments - FID	-\$272,427.94
Payments - FID	General Fund - FID	\$331,679.50
General Fund - FID	Refunds - FID	-\$94,055.36
		<hr/> <hr/>
		-\$34,803.80



# New Mexico Taxation and Revenue Department



## Combined Fuel Tax Distribution Report

Revenue Period: Mar-2017

---

### Refunds - FID

<u>Source</u>	<u>Destination</u>	<u>Amount</u>
Payments - FID	Refunds - FID	\$485,702.30
General Fund - FID	Refunds - FID	\$94,055.36
		<hr/> <hr/>
		\$579,757.66

---

---



# New Mexico Taxation and Revenue Department



## Combined Fuel Tax Distribution Report

Revenue Period: Mar-2017

### Payments - FTA

<u>Source</u>	<u>Destination</u>	<u>Amount</u>
Payments - FTA	Cash	-\$25,614.55
Cash	Payments - FTA	\$38,817.95
Foreign Jurisdictions - FTA	Payments - FTA	\$206.99
General Fund - FTA	Payments - FTA	\$977.46
Local Government Road (SF) - FTA	Payments - FTA	\$114.58
Refunds - FTA	Payments - FTA	\$0.00
State Road (SF) - FTA	Payments - FTA	\$18.21
Payments - FTA	Foreign Jurisdictions - FTA	-\$6,710.91
Payments - FTA	General Fund - FTA	-\$2,069.97
Payments - FTA	Local Government Road (SF) - FTA	-\$382.86
Payments - FTA	Refunds - FTA	-\$4,314.32
Payments - FTA	State Road (SF) - FTA	-\$7,328.71
		-\$6,286.13





# New Mexico Taxation and Revenue Department




## Combined Fuel Tax Distribution Report

Revenue Period: Mar-2017

### Foreign Jurisdictions - FTA

<u>Source</u>	<u>Destination</u>	<u>Amount</u>
Foreign Jurisdictions - FTA	Payments - FTA	-\$206.99
Payments - FTA	Foreign Jurisdictions - FTA	\$6,710.91
		<hr/> <hr/>
		\$6,503.92



# New Mexico Taxation and Revenue Department




## Combined Fuel Tax Distribution Report

Revenue Period: Mar-2017

### General Fund - FTA

<u>Source</u>	<u>Destination</u>	<u>Amount</u>
General Fund - FTA	Payments - FTA	-\$977.46
Payments - FTA	General Fund - FTA	\$2,069.97
		<hr/> <hr/>
		\$1,092.51



# New Mexico Taxation and Revenue Department




## Combined Fuel Tax Distribution Report

Revenue Period: Mar-2017

### Local Government Road (SF) - FTA

<u>Source</u>	<u>Destination</u>	<u>Amount</u>
Local Government Road (SF) - FTA	Payments - FTA	-\$114.58
Payments - FTA	Local Government Road (SF) - FTA	\$382.86
		<hr/> <hr/>
		\$268.28



# New Mexico Taxation and Revenue Department



## Combined Fuel Tax Distribution Report

Revenue Period: Mar-2017

### Refunds - FTA

<u>Source</u>	<u>Destination</u>	<u>Amount</u>
Refunds - FTA	Payments - FTA	\$0.00
Payments - FTA	Refunds - FTA	\$4,314.32
		<hr/> <hr/>
		\$4,314.32



# New Mexico Taxation and Revenue Department



## Combined Fuel Tax Distribution Report

Revenue Period: Mar-2017

### State Road (SF) - FTA

<u>Source</u>	<u>Destination</u>	<u>Amount</u>
State Road (SF) - FTA	Payments - FTA	-\$18.21
Payments - FTA	State Road (SF) - FTA	\$7,328.71
		<hr/> <hr/>
		\$7,310.50



# New Mexico Taxation and Revenue Department




## Combined Fuel Tax Distribution Report

Revenue Period: Mar-2017

### Payments - FTJ

<u>Source</u>	<u>Destination</u>	<u>Amount</u>
Cash	Payments - FTJ	\$25,412.88
Payments - FTJ	Local Government Road (SF) - FTJ	-\$2,419.31
Payments - FTJ	State Road (SF) - FTJ	-\$22,993.57
		<hr/> <hr/>
		\$0.00



# New Mexico Taxation and Revenue Department



## Combined Fuel Tax Distribution Report

Revenue Period: Mar-2017


---

### Local Government Road (SF) - FTJ

<u>Source</u>	<u>Destination</u>	<u>Amount</u>
Payments - FTJ	Local Government Road (SF) - FTJ	\$2,419.31
		<hr/> <hr/>
		\$2,419.31

---

---



# New Mexico Taxation and Revenue Department




## Combined Fuel Tax Distribution Report

Revenue Period: Mar-2017

### State Road (SF) - FTJ

<u>Source</u>	<u>Destination</u>	<u>Amount</u>
Payments - FTJ	State Road (SF) - FTJ	\$22,993.57
		<hr/> <hr/>
		\$22,993.57





# New Mexico Taxation and Revenue Department



## Combined Fuel Tax Distribution Report

Revenue Period: Mar-2017

---

