



State Canvassing
Board

2018

**GENERAL
ELECTION**



Presented by the
Wyoming Secretary of State's Office




Total Ballots Cast

Summary



2018

GENERAL
ELECTION
★ ★ ★





Statewide Total Ballots Cast Official Summary Wyoming General Election - November 6, 2018

	Total Ballots Cast
Albany	14,515
Big Horn	4,358
Campbell	13,180
Carbon	5,237
Converse	5,000
Crook	3,136
Fremont	14,527
Goshen	4,850
Hot Springs	2,285
Johnson	3,929
Laramie	32,856
Lincoln	7,267
Natrona	24,662
Niobrara	1,184
Park	11,918
Platte	3,820
Sheridan	11,906
Sublette	3,448
Sweetwater	13,116
Teton	11,852
Uinta	6,347
Washakie	3,145
Weston	2,737
Total	205,275



Albany County Official Precinct-by-Precinct Total Ballots Summary
Wyoming General Election - November 6, 2018

Shields Street. Aux. Gym (Old H.S.) 13-1
Shields Street. Aux. Gym (Old H.S.) 13-2
Spring Creek Elementary School 13-3
National Guard Armory 14-1
Laramie Peak Fire Hall 14-11
Linford Elementary School 45-1
Lincoln Community Center 45-2
New Laramie High School 46-1
New Laramie High School 46-2
Albany County Fairgrounds 46-11
Harmony School 46-12
Centennial School 46-13
Rock River Town Hall 47-11

Total Ballots Cast	
	1,477
	380
	1,409
	2,966
	557
	1,515
	1,615
	945
	1,296
	1,622
	347
	268
	118
Total	14,515



**Big Horn County Official Precinct-by-Precinct Total Ballots Summary
Wyoming General Election - November 6, 2018**

	Total Ballots Cast
Basin-Fair Grounds 1-1	689
Burlington-Fire Hall 2-1	235
Otto-Burlington Fire Hall 3-1	78
Emblem-Greybull Irrigation District Office 5-1	57
Hayattville-Community Center 6-1	82
Manderson-Town Hall 8-1	119
Greybull-Elks Lodge 11-1	915
Shell-Community Hall 16-1	236
Lovell-Community Center 20-1	1,149
Cowley-Log Gym 22-1	374
Byron-Town Complex 23-1	259
Deaver-Community Hall 25-1	75
Frannie-Community Center 26-1	90
Total	4,358



**Campbell County Official Precinct-by-Precinct Total Ballots Summary
Wyoming General Election - November 6, 2018**

	Total Ballots Cast
Cam-Plex Wyoming Center 1-1	297
Cam-Plex Wyoming Center 1-3	307
Cam-Plex Wyoming Center 1-5	489
Cam-Plex Wyoming Center 1-7	572
Cam-Plex Wyoming Center 1-9	512
Cam-Plex Wyoming Center 1-11	223
Cam-Plex Wyoming Center 1-12	489
Cam-Plex Wyoming Center 1-14	211
Cam-Plex Wyoming Center 1-15	754
Cam-Plex Wyoming Center 1-16	622
Cam-Plex Wyoming Center 1-17	408
Cam-Plex Wyoming Center 1-18	406
Cam-Plex Wyoming Center 1-19	550
Cam-Plex Wyoming Center 1-20	205
Cam-Plex Wyoming Center 1-21	221
Cam-Plex Wyoming Center 1-22	222
Cam-Plex Wyoming Center 1-23	597
Cam-Plex Wyoming Center 1-24	308
Cam-Plex Wyoming Center 1-25	524
Cam-Plex Wyoming Center 1-26	257
Cam-Plex Wyoming Center 1-27	465
Cam-Plex Wyoming Center 2-1	259
Cam-Plex Wyoming Center 3-1	630
Rozet School 4-1	625
Rawhide School 6-1	203
Recluse Community Hall 7-1	145
Little Powder School 8-1	92
Cam-Plex Wyoming Center 9-1	84
4-J School 13-1	172
Wright Town Hall 14-1	441
Wright Town Hall 14-2	256
Cam-Plex Wyoming Center 18-1	341
Cam-Plex Wyoming Center 19-1	235
Cam-Plex Wyoming Center 22-1	188
Cam-Plex Wyoming Center 23-1	521
Cam-Plex Wyoming Center 24-1	327
Cam-Plex Wyoming Center 26-1	22
Total	13,180



Carbon County Official Precinct-by-Precinct Total Ballots Summary
Wyoming General Election - November 6, 2018

	Total Ballots Cast
Jeffrey Center 1-1	386
Jeffrey Center 1-2	194
Jeffrey Center 2-1	454
Jeffrey Center 2-2	536
Jeffrey Center 3-1	366
Jeffrey Center 3-2	543
Jeffrey Center 4-1	14
Sinclair Town Hall 5-1	181
Hanna Town Hall 6-1	17
Medicine Bow Senior Center 7-1	142
Hanna Town Hall 8-1	275
Elk Mountain Senior Center 9-1	140
McFadden Fire Station 10-1	47
Platte Valley Community Center 11-1	767
Platte Valley Community Center 11-2	347
Encampment Opera House 12-1	256
Encampment Opera House 13-1	209
Valley Community Center 14-1	100
Valley Community Center 15-1	263
Total	5,237



**Converse County Official Precinct-by-Precinct Total Ballots Summary
Wyoming General Election - November 6, 2018**

Eastern Wyoming College 1-1
Douglas Recreation Center 2-2
Eastern Wyoming College 3-1
Douglas Recreation Center 4-4
Glenrock Recreation Center 6-6
Douglas Recreation Center 7-7
Eastern Wyoming College 8-8
Glenrock Recreation Center 9-1
Glenrock Recreation Center 9-2
Glenrock Recreation Center 10-10
Glenrock Recreation Center 11-11
Dry Creek Hall 13-13
Douglas Recreation Center 20-20
Douglas Recreation Center 23-1
Douglas Recreation Center 23-2
Douglas Recreation Center 23-3
Douglas Recreation Center 23-4
Douglas Recreation Center 23-5
Douglas Recreation Center 23-6

Total Ballots Cast	
	125
	318
	143
	364
	231
	185
	216
	486
	391
	238
	167
	72
	89
	222
	367
	363
	525
	232
	266
Total	5,000



**Crook County Official Precinct-by-Precinct Total Ballots Summary
Wyoming General Election - November 6, 2018**

	Total Ballots Cast
Sundance Inside North - Courthouse 1-1	295
Sundance Inside South - Courthouse 1-2	248
Sundance Outside - Courthouse 2-2	464
Beulah Community Building 3-3	147
Aladdin Community Building 7-7	159
Alva - Hulett Civic Center 9-9	84
Tower Junction - Ram Center 11-11	193
Elmore - Barton Ranch Voting Booth 12-12	289
Hulett Outside - Civic Center 13-13	182
Hulett Inside - Civic Center 14-14	171
Pine Haven Town Hall 15-15	210
Moorcroft Town Center - Outside 16-16	270
Moorcroft Town Center - West Side 18-1	144
Moorcroft Town Center - East Side 18-2	149
New Haven Community Building 23-23	39
Colony Community Building 24-24	38
Oshoto Fire Hall 26-26	54
Total	3,136



**Fremont County Official Precinct-by-Precinct Total Ballots Summary
Wyoming General Election - November 6, 2018**

Bob Carey Memorial Fieldhouse 1-1
 Bob Carey Memorial Fieldhouse 1-2
 Bob Carey Memorial Fieldhouse 1-3
 Bob Carey Memorial Fieldhouse 1-4
 Bob Carey Memorial Fieldhouse 1-5
 Bob Carey Memorial Fieldhouse 1-6
 Hudson Town Hall 2-1
 Fremont Center (Fair Office) 3-1
 Fremont Center (Fair Office) 3-2
 Fremont Center (Fair Office) 3-3
 Fremont Center (Fair Office) 3-4
 Fremont Center (Fair Office) 3-5
 Fremont Center (Fair Office) 3-6
 Ft. Washakie School Administration 4-1
 Bob Carey Memorial Fieldhouse 5-1
 Bob Carey Memorial Fieldhouse 6-1
 Headwaters Center 7-1
 Arapahoe School 8-1
 Missouri Valley Fire Hall 9-1
 Heritage Hall (Fairgrounds) 10-1
 Jeffrey City Fire Hall 12-1
 WY Indian High Tech Center 13-1
 Wind River Recreation Center 14-1
 Kinnear Fire Hall 16-1
 Heritage Hall (Fairgrounds) 17-1
 Fremont Center (Fair Office) 18-1
 Fremont Center (Fair Office) 18-2
 Crowheart Fire Hall 19-1
 Senior Citizens Center 20-1
 Heritage Hall (Fairgrounds) 21-1
 Lysite Fire Hall 22-1
 Atlantic City Fire Hall 24-1
Total

Total Ballots Cast	
	639
	322
	568
	423
	665
	556
	236
	424
	400
	668
	486
	632
	702
	461
	1,282
	385
	963
	431
	292
	514
	68
	590
	632
	165
	253
	732
	319
	109
	297
	218
	33
	62
Total	14,527



Goshen County Official Precinct-by-Precinct Total Ballots Summary
Wyoming General Election - November 6, 2018

	Total Ballots Cast
Prairie Center School 1-1	46
Jay Em Forest Mound Chapel 2-1	79
Lingle Town Hall 8-1	420
Fort Laramie Town Hall 9-1	236
Torrington Rendezvous Center 10-1	119
Torrington Rendezvous Center 10-2	212
Torrington Rendezvous Center 10-3	75
Torrington Rendezvous Center 10-4	477
Torrington Rendezvous Center 10-5	375
Torrington Rendezvous Center 10-6	328
Torrington Rendezvous Center 10-7	285
Torrington Rendezvous Center 10-8	551
Torrington Rendezvous Center 10-9	530
Torrington Rendezvous Center 10-10	142
Torrington Rendezvous Center 10-11	68
Torrington Rendezvous Center 10-12	13
Veteran Legion Post #56 13-1	149
Yoder Community Center 15-1	168
Huntley Table Mountain Vineyards 16-1	144
Huntley Table Mountain Vineyards 16-2	94
Hawk Springs Community Center 17-1	69
Hawk Springs Community Center 17-2	16
La Grange Memorial Building 18-1	186
La Grange Memorial Building 18-3	38
Iowa Center Jackson Home 20-1	30
Total	4,850



**Hot Springs County Official Precinct-by-Precinct Total Ballots Summary
Wyoming General Election - November 6, 2018**

1 Hot Springs County Fair Building 1-1
2 Hot Springs County Fair Building 1-2
Hot Springs County Museum 2-4
Armory 3-3
Total

Total Ballots Cast	
	703
	593
	150
	839
	2,285



Johnson County Official Precinct-by-Precinct Total Ballots Summary
Wyoming General Election - November 6, 2018

	Total Ballots Cast
Bomber Mountain Civic Center 2-14	154
Catholic Rec Hall 3-1	386
Catholic Rec Hall 3-2	235
Catholic Rec Hall 3-3	213
Bomber Mountain Civic Center 3-4	251
Bomber Mountain Civic Center 3-5	138
Bomber Mountain Civic Center 3-6	177
Bomber Mountain Civic Center 3-7	230
Catholic Rec Hall 3-8	234
Catholic Rec Hall 4-7	665
Bomber Mountain Civic Center 4-8	700
Bomber Mountain Civic Center 5-9	94
Harold Jarrard Park 6-10	123
Harold Jarrard Park 8-11	213
Harold Jarrard Park 9-12	72
Bomber Mountain Civic Center 10-15	44
Total	3,929



**Laramie County Official Precinct-by-Precinct Total Ballots Summary
Wyoming General Election - November 6, 2018**

	Total Ballots Cast
David R. Romero Park 1-1	966
David R. Romero Park 1-2	567
Storey Gym 1-3	598
Storey Gym 1-4	370
Storey Gym 1-5	579
Storey Gym 1-6	675
Storey Gym 1-7	263
Storey Gym 1-8	663
American Legion Post #6 1-9	397
David R. Romero Park 1-10	476
Kiwanis Community House/Cheyenne 2-1	375
Kiwanis Community House/Cheyenne 2-2	621
Kiwanis Community House/Cheyenne 2-3	778
Kiwanis Community House/Cheyenne 2-4	504
Cheyenne Berean Church 2-5	843
North Christian Church 2-6	1,572
Cheyenne Berean Church 2-7	985
Cheyenne Berean Church 2-8	142
Cheyenne Alliance Church 2-9	499
North Christian Church 2-10	233
Cheyenne Alliance Church 2-11	544
Northwoods Presbyterian Church 2-12	766
Cheyenne Alliance Church 2-13	824
Story Gym 3-1	589
American Legion Post #6 3-2	349
First Congregational Church 3-3	389
First Congregational Church 3-4	521
American Legion Post #6 3-5	776
First Congregational Church 3-6	625
Cheyenne Alliance Church 3-7	500
Northwoods Presbyterian Church 3-8	547
VFW Post #1881 3-9	969



**Laramie County Official Precinct-by-Precinct Total Ballots Summary
Wyoming General Election - November 6, 2018**

	Total Ballots Cast
VFW Post #1881 3-10	538
Cheyenne Hills Church 3-11	158
VFW Post #1881 3-12	523
Cheyenne Hills Church 3-13	581
Willadsen Elementary School 4-1	97
Gilchrist Elementary School 4-2	604
Iron Mountain Country Church 4-3	20
Yellowstone Baptist Church 4-4	577
Yellowstone Baptist Church 4-5	51
Cheyenne Evangelical Free Church 4-6	1,261
David R. Romero Park 4-7	637
Laramie County Community College 4-8	649
Laramie County Community College 4-9	793
Iron Mountain Country Church 4-10	159
Yellowstone Baptist Church 4-11	107
Laramie County Community College 5-1	397
Yellowstone Baptist Church 5-2	952
Cheyenne Evangelical Free Church 5-3	1,042
Laramie County Fair 5-4	1,396
Cheyenne Hills Church 5-5	149
Carpenter Fire Station 6-1	666
Burns Plex 6-2	624
Pine Bluffs Community Center 6-3	620
Albin Community Center 6-4	86
Albin Community Center 6-5	178
Laramie County Community College 7-1	88
Yellowstone Baptist Church 7-2	18
First Congregational Church 7-3	114
Laramie County Community College 7-4	266
Total	32,856



Lincoln County Official Precinct-by-Precinct Total Ballots Summary
Wyoming General Election - November 6, 2018

	Total Ballots Cast
South Lincoln Training & Events Ctr. 1-1	270
South Lincoln Training & Events Ctr. 1-2	282
South Lincoln Training & Events Ctr. 1-3	383
Diamondville School Admin Bldg 1-4	267
South Lincoln Training & Events Ctr. 1-6	117
Opal Town Hall 1-7	63
LaBarge Town Hall 1-8	298
Afton Civic Center 2-1	722
Afton Civic Center 2-2	224
Alpine Civic Center 2-3	739
Bedford Water & Sewer Buliding 2-4	366
Star Valley Community Complex 2-5	608
Afton Civic Center 2-6	426
Afton Civic Center 2-7	820
Thayne Town Hall 2-8	453
Cokeville Town Hall 2-9	311
Star Valley Ranch Town Hall 2-10	918
Total	7,267



**Natrona County Official Precinct-by-Precinct Total Ballots Summary
Wyoming General Election - November 6, 2018**

	Total Ballots Cast
Roosevelt 1-1	335
Natrona County Library 1-2	439
Industrial Building 1-3	613
Casper College 1-4	726
Industrial Building 1-5	447
Industrial Building 1-6	818
Senior Citizens' Center 1-7	365
Industrial Building 1-9	848
Industrial Building 1-11	512
Industrial Building 1-12	256
Industrial Building 2-1	614
Industrial Building 2-2	491
Industrial Building 2-3	439
Industrial Building 2-4	442
Casper Shrine Club 2-6	1,003
Industrial Building 2-7	1,017
Industrial Building 2-8	982
Industrial Building 2-9	428
Bethel Baptist Church 2-10	824
Restoration Church 3-2	527
Restoration Church 3-3	675
Restoration Church 3-4	830
Restoration Church 3-5	584
Restoration Church 3-6	689
Prince of Peace Lutheran Church 3-8	996
Restoration Church 3-9	428
Community Health Center 3-10	1,939
Evansville Community Center In 4-1	538
Evansville Community Center Out 4-2	755
Evansville Community Center 5-1	54
Midwest Town Hall 7-1	114



**Natrona County Official Precinct-by-Precinct Total Ballots Summary
Wyoming General Election - November 6, 2018**

Edgerton Town Hall 7-2
Mills Community Center 8-1
Mills Community Center 8-2
Wardwell Water & Sewer 8-3
Christian Church of Casper 8-4
Bar Nunn Fire Station 8-5
Wyoming Game and Fish 9-1
Red Creek School 11-1
Alcova School 11-2
Fish Hatchery 11-3
Poison Spider School 11-4
St. Stephen's Church 12-2
Bressler Ranch 13-1
Powder River School 13-2
Bennett Ranch 14-1

Total Ballots Cast	
	66
	847
	235
	385
	778
	750
	901
	96
	112
	211
	95
	306
	76
	52
	24
Total	24,662



Niobrara County Official Precinct-by-Precinct Total Ballots Summary
Wyoming General Election - November 6, 2018

Warren - Rennard's Garage 1-2
Hat Creek - Stage Station 3-2
Lance Creek Elementary School 4-1
N. Lusk - Niobrara County Fairgrounds 6-1
S. Lusk - Niobrara County Fairgrounds 6-2
Manville Town Hall 7-1

Total

Total Ballots Cast	
	58
	70
	95
	300
	526
	135
	1,184



**Park County Official Precinct-by-Precinct Total Ballots Summary
Wyoming General Election - November 6, 2018**

	Total Ballots Cast
Clark/Pioneer Recreation Center 1-1	319
Cody Auditorium 2-1	806
Cody Auditorium 2-2	649
Cody Recreation Center 3-1	613
Cody Recreation Center 3-2	900
Southfork Fire Hall 4-1	967
Cody Recreation Center 4-2	179
Garland Community Church 6-1	405
Southfork Fire Hall 7-2	53
Meeteetse Senior Center 8-1	117
Meeteetse Senior Center 8-2	161
Meeteetse Senior Center 8-3	108
Powell Fairgrounds 9-1	281
Powell Fairgrounds 9-2	259
Powell Fairgrounds 9-4	393
Powell Fairgrounds 9-5	384
Powell Fairgrounds 9-7	635
Powell Fairgrounds 10-1	368
Powell Fairgrounds 10-2	648
Park County Courthouse 11-2	52
Wapiti School House 16-1	540
Mountain View Club 21-1	486
Powell Fairgrounds 23-1	237
Cody Auditorium 24-1	525
Cody Auditorium 24-2	357
Cody Auditorium 24-3	163
Cody Auditorium 25-1	524
Cody Auditorium 25-2	396
Cody Auditorium 25-3	393
Total	11,918



Platte County Official Precinct-by-Precinct Total Ballots Summary
Wyoming General Election - November 6, 2018

	Total Ballots Cast
Wheatland Town One, FSB Conf. Ctr 1-1	285
Wheatland Town Two, FSB Conf. Ctr 1-2	282
Wheatland Town Three, FSB Conf. Ctr 1-3	491
Wheatland Town Four, FSB Conf. Ctr 1-4	326
Wheatland Rural, 4-H Building 1-6	472
Guernsey, Guernsey Sunrise School 2-1	561
Hartville, Guernsey Sunrise School 3-1	61
Glendo West, Glendo Town Hall 6-1	170
Glendo East, Glendo Town Hall 6-2	136
Slater, Chugwater Community Center 9-1	70
Chugwater, Chugwater Community Ctr 10-1	174
Rock Lake, 4-H Building 12-1	485
Sybille Creek, 4-H Building 20-1	307
Total	3,820



Sheridan County Official Precinct-by-Precinct Total Ballots Summary
Wyoming General Election - November 6, 2018

	Total Ballots Cast
Ed Hammer Inc. 1-1	385
Exhibit Hall 2-1	391
Exhibit Hall 2-2	362
Exhibit Hall 2-3	713
Exhibit Hall 2-4	482
Exhibit Hall 2-5	993
Sheridan County Courthouse 3-2	303
Holy Name Church 3-3	258
The Rock Church 3-4	596
Calvary Baptist Church 3-5	690
Water Products Inc. 4-2	530
Holy Name Church 4-3	570
Holy Name Church 4-4	144
Tourist Information Center 5-1	118
Bethesda Worship 6-1	529
Beckton School House Building 7-1	272
Story Woman's Club 8-1	513
Powder River Community Center 9-1	44
Clearmont Town Hall 10-1	141
Bethesda Worship 11-1	631
Big Horn Women's Club 12-1	1,241
Exhibit Hall 13-1	363
Wyarno Fire Hall 16-1	189
Ranchester Town Hall 17-1	328
Ranchester Town Hall 17-2	258
Ranchester Town Hall 18-1	48
Prarie Dog Community Center 19-1	246
Dayton Town Hall 20-1	449
Dayton Town Hall 20-2	119
Total	11,906



**Sublette County Official Precinct-by-Precinct Total Ballots Summary
Wyoming General Election - November 6, 2018**

Wrangler Gym 1-1
Wrangler Gym 1-3
Boulder Community Center 1-4
Marbleton Senior Center 2-1
Marbleton Senior Center 2-2
Daniel School House 4-1
Daniel School House 4-2
Bondurant Elementary School 5-1

Total Ballots Cast	
	798
	762
	445
	525
	271
	250
	218
	179
Total	3,448



**Sweetwater County Official Precinct-by-Precinct Total Ballots Summary
Wyoming General Election - November 6, 2018**

	Total Ballots Cast
Granger Town Hall 1-1	68
RS 1st United Methodist Church 3-2	887
RS 1st United Methodist Church 3-3	287
RS Civic Center 3-4	87
RS SWC HHS Building 3-5	283
RS SWC HHS Building 4-1	333
RS White Mountain Library 4-2	274
RS SWC HHS Building 4-3	232
RS 1st Congregation Church 4-4	654
RS Western WY Comm. College 5-1	176
RS Western WY Comm. College 5-2	1,189
RS School Administration Bldg. 5-3	728
RS School Administration Bldg. 5-4	554
RS White Mountain Library 5-5	254
RS Civic Center 6-1	380
RS County Events Complex 6-2	367
RS Western WY Comm. College 6-3	298
RS County Events Complex 6-4	182
RS County Events Complex 7-1	677
RS County Events Complex 7-2	172
Jamestown K-Motive Building 9-1	132
Jamestown K-Motive Building 9-2	50
GR Sweetwater County Library 10-1	515
GR Immaculate Conception Catholic Ch 10-2	207
GR Immaculate Conception Catholic Ch 10-3	512
GR Recreation Center 10-4	1,494
GR Mansface Church 10-5	381
GR Immaculate Conception Catholic Ch 10-6	495
GR Mansface Church 10-7	436
Reliance Fire Station 12-1	164
Fon Slagowski's Residence/Washam 13-1	25
Superior Administration Building 19-1	116
Farson Community Hall 20-1	265
Point of Rocks Roger Varley Res 21-1	28
Wamsutter Town Hall 23-1	99
McKinnon School Building 24-1	60
Bairoil Town Hall 25-1	55
Total	13,116



**Teton County Official Precinct-by-Precinct Total Ballots Summary
Wyoming General Election - November 6, 2018**

	Total Ballots Cast
South of Jackson 1-1	1,131
Mid-East Jackson 1-2	981
Skyline/Hicountry/GV Butte/Elk Refuge 1-3	510
North Jackson 1-4	195
Mid-West Jackson 1-5	943
Cottonwood Park 1-6	756
Rafter J 1-7	710
East Jackson 1-8	825
West Jackson 1-9	869
South Hoback 1-10	770
Indian Trails 1-11	165
Kelly/Moose/Airport/Teton Valley/Highlands 2-1	917
Moran/YNP 3-1	263
Wilson South 4-1	619
Moose/Wilson Road 4-2	1,002
Wilson North 4-3	610
Teton Village 4-4	306
Alta 5-1	280
Total	11,852



Uinta County Official Precinct-by-Precinct Total Ballots Summary
Wyoming General Election - November 6, 2018

	Total Ballots Cast
The Machine Shop 1-1	1,223
The Machine Shop 1-2	1,323
Roundhouse 1-3	540
Roundhouse 1-4	243
Evanston Library 2-1	668
Bear River Town Hall 2-2	206
Lyman Town Hall Chambers 3-1	592
Lyman Library 3-2	395
Mt. View School Administration Building 4-1	738
Mt. View Town Hall 4-2	419
Total	6,347



**Washakie County Official Precinct-by-Precinct Total Ballots Summary
Wyoming General Election - November 6, 2018**

Ten Sleep Senior Center 3-1
Community Center Complex 5-1
Community Center Complex 5-2
Community Center Complex 5-3
Community Center Complex 5-5

Total

Total Ballots Cast	
	420
	670
	706
	394
	955
	3,145



**Weston County Official Precinct-by-Precinct Total Ballots Summary
Wyoming General Election - November 6, 2018**

Newcastle - State Forestry Building 1-1
Newcastle - State Forestry Building 1-2
Osage Fire Hall 2-1
Upton Community Center 3-1
Upton Community Center 4-1
Newcastle - State Forestry Building 5-1
Newcastle - State Forestry Building 5-2
Newcastle - State Forestry Building 5-3
Total

Total Ballots Cast	
	520
	391
	140
	223
	406
	365
	342
	350
	2,737




Statewide Candidates

Summary



2018

GENERAL
ELECTION
★ ★ ★





**Statewide Candidates Official Summary
Wyoming General Election - November 6, 2018**

	United States Senator					
	John Barrasso (R)	Gary Trauner (D)	Joseph Porambo (L)	Write-Ins	Over Votes	Under Votes
Albany	6,366	7,576	442	35	4	92
Big Horn	3,564	639	102	12	2	39
Campbell	11,020	1,628	387	16	4	125
Carbon	3,673	1,359	156	6	0	43
Converse	3,959	834	153	11	3	40
Crook	2,643	335	110	1	1	46
Fremont	9,262	4,734	380	19	1	131
Goshen	3,658	1,020	115	5	4	48
Hot Springs	1,742	455	58	3	1	26
Johnson	3,085	722	79	3	0	40
Laramie	19,473	12,167	907	61	2	246
Lincoln	5,846	1,152	187	12	1	69
Natrona	16,359	7,285	778	42	10	188
Niobrara	980	144	32	3	1	24
Park	8,938	2,589	276	24	4	87
Platte	2,850	801	131	3	0	35
Sheridan	8,318	3,205	261	21	3	98
Sublette	2,653	668	84	2	0	41
Sweetwater	8,577	3,943	430	23	5	138
Teton	3,833	7,691	220	6	2	100
Uinta	4,713	1,371	188	8	4	63
Washakie	2,423	588	93	6	2	33
Weston	2,275	321	89	3	0	49
Total	136,210	61,227	5,658	325	54	1,801



**Statewide Candidates Official Summary
Wyoming General Election - November 6, 2018**

United States Representative							
	Liz Cheney (R)	Greg Hunter (D)	Richard Brubaker (L)	Daniel Clyde Cummings (C)	Write-Ins	Over Votes	Under Votes
Albany	5,868	7,509	600	295	49	11	183
Big Horn	3,359	649	112	166	1	5	66
Campbell	10,291	1,680	409	485	26	17	272
Carbon	3,234	1,410	233	216	10	3	131
Converse	3,715	806	184	183	6	22	84
Crook	2,525	346	85	99	1	4	76
Fremont	8,562	4,534	687	421	21	11	291
Goshen	3,513	1,014	97	126	6	17	77
Hot Springs	1,584	451	92	95	4	3	56
Johnson	2,935	686	114	92	7	3	92
Laramie	18,474	11,871	1,071	841	79	10	510
Lincoln	5,617	1,132	192	207	8	25	86
Natrona	15,665	6,808	890	811	49	16	423
Niobrara	929	136	40	42	1	2	34
Park	8,380	2,578	319	402	24	19	196
Platte	2,618	808	113	187	4	27	63
Sheridan	7,749	3,270	325	297	17	17	231
Sublette	2,522	663	100	85	2	4	72
Sweetwater	7,700	3,959	584	478	32	27	336
Teton	3,843	7,373	298	88	20	20	210
Uinta	4,517	1,256	177	242	11	4	140
Washakie	2,263	592	119	98	11	3	59
Weston	2,100	372	77	114	2	1	71
Total	127,963	59,903	6,918	6,070	391	271	3,759



**Statewide Candidates Official Summary
Wyoming General Election - November 6, 2018**

	Governor						
	Mark Gordon (R)	Mary A. Throne (D)	Lawrence Gerard Struempf (L)	Rex "T-Rex" Rammell (C)	Write-Ins	Over Votes	Under Votes
Albany	6,494	7,137	379	326	75	3	101
Big Horn	3,391	608	57	233	25	1	43
Campbell	10,398	1,856	158	531	67	8	162
Carbon	3,560	1,314	86	185	21	3	68
Converse	3,872	757	80	195	35	4	57
Crook	2,575	358	37	89	29	1	47
Fremont	9,251	4,299	243	495	70	7	162
Goshen	3,568	957	53	172	55	2	43
Hot Springs	1,682	443	41	79	6	0	34
Johnson	3,245	478	38	93	27	0	48
Laramie	20,052	11,196	381	928	145	3	151
Lincoln	5,511	1,155	125	348	33	0	95
Natrona	16,866	6,352	344	754	164	5	177
Niobrara	918	153	18	61	10	0	24
Park	8,815	2,277	161	433	123	2	107
Platte	2,644	845	59	206	22	5	39
Sheridan	8,727	2,667	121	243	56	4	88
Sublette	2,664	602	42	81	13	1	45
Sweetwater	8,375	3,758	232	539	29	10	173
Teton	4,736	6,541	185	207	19	6	158
Uinta	4,547	1,296	101	278	41	4	80
Washakie	2,396	568	46	89	13	1	32
Weston	2,125	348	23	186	22	1	32
Total	136,412	55,965	3,010	6,751	1,100	71	1,966



**Statewide Candidates Official Summary
Wyoming General Election - November 6, 2018**

Secretary of State						
	Edward Buchanan (R)	James W. Byrd (D)	Kit Carson III (L)	Write-Ins	Over Votes	Under Votes
Albany	6,666	6,641	674	14	3	517
Big Horn	3,510	569	166	4	1	108
Campbell	10,846	1,372	504	6	3	449
Carbon	3,543	1,260	276	1	0	157
Converse	4,001	659	194	4	0	142
Crook	2,627	323	94	0	1	91
Fremont	9,166	4,151	703	9	2	496
Goshen	3,940	740	113	0	0	57
Hot Springs	1,729	386	99	2	0	69
Johnson	3,122	543	114	0	0	150
Laramie	19,853	11,178	1,170	60	2	593
Lincoln	5,768	1,008	307	0	1	183
Natrona	16,762	6,006	1,156	19	7	712
Niobrara	934	130	61	7	0	52
Park	8,868	2,236	482	6	5	321
Platte	2,857	681	181	0	0	101
Sheridan	8,420	2,702	440	6	3	335
Sublette	2,591	575	141	0	0	141
Sweetwater	8,439	3,493	644	7	3	530
Teton	4,055	6,731	498	3	2	563
Uinta	4,646	1,179	312	5	2	203
Washakie	2,425	511	121	3	1	84
Weston	2,258	281	111	0	0	87
Total	<u>137,026</u>	53,355	8,561	156	36	6,141



**Statewide Candidates Official Summary
Wyoming General Election - November 6, 2018**

	State Auditor				
	Kristi Racines (R)	Jeff Dockter (D)	Write-Ins	Over Votes	Under Votes
Albany	7,329	6,397	14	1	774
Big Horn	3,660	543	5	2	148
Campbell	11,135	1,453	13	4	575
Carbon	3,731	1,264	4	1	237
Converse	4,161	672	1	2	164
Crook	2,682	334	1	2	117
Fremont	10,029	3,926	14	2	556
Goshen	3,626	1,027	5	1	191
Hot Springs	1,853	343	16	0	73
Johnson	3,218	536	4	0	171
Laramie	21,328	10,441	28	1	1,058
Lincoln	5,914	1,084	1	1	267
Natrona	17,549	5,993	41	4	1,075
Niobrara	993	135	1	1	54
Park	9,361	2,130	14	2	411
Platte	2,936	749	0	2	133
Sheridan	8,867	2,569	19	1	450
Sublette	2,734	560	2	0	152
Sweetwater	8,519	3,880	14	1	702
Teton	4,653	6,392	9	1	797
Uinta	4,895	1,198	10	0	244
Washakie	2,500	527	6	1	111
Weston	2,307	308	0	0	122
Total	<u>143,980</u>	52,461	222	30	8,582



**Statewide Candidates Official Summary
Wyoming General Election - November 6, 2018**

State Treasurer					
	Curt Meier (R)	Chris Lowry (D)	Write-Ins	Over Votes	Under Votes
Albany	7,222	6,707	16	1	569
Big Horn	3,617	589	4	0	148
Campbell	11,024	1,549	13	1	593
Carbon	3,677	1,348	1	3	208
Converse	4,135	691	1	1	172
Crook	2,687	330	2	0	117
Fremont	9,680	4,217	9	1	620
Goshen	3,784	971	13	1	81
Hot Springs	1,798	393	2	0	92
Johnson	3,183	573	3	1	169
Laramie	20,650	10,999	71	4	1,132
Lincoln	5,872	1,116	4	1	274
Natrona	17,287	6,310	34	3	1,028
Niobrara	1,012	127	3	0	42
Park	9,195	2,294	15	2	412
Platte	2,954	747	0	1	118
Sheridan	8,663	2,772	15	1	455
Sublette	2,702	583	1	0	162
Sweetwater	8,641	3,837	16	4	618
Teton	4,340	6,651	15	2	844
Uinta	4,849	1,250	5	1	242
Washakie	2,552	492	3	0	98
Weston	2,302	319	0	0	116
Total	<u>141,826</u>	54,865	246	28	8,310



**Statewide Candidates Official Summary
Wyoming General Election - November 6, 2018**

Superintendent of Public Instruction				
	Jillian Balow (R)	Write-Ins	Over Votes	Under Votes
Albany	10,290	585	3	3,637
Big Horn	3,870	19	0	469
Campbell	11,586	86	3	1,505
Carbon	4,328	69	0	840
Converse	4,371	39	1	589
Crook	2,689	21	0	426
Fremont	10,974	165	0	3,388
Goshen	4,188	39	0	623
Hot Springs	1,925	25	0	335
Johnson	3,312	36	1	580
Laramie	26,011	587	2	6,256
Lincoln	6,233	76	0	958
Natrona	19,549	513	1	4,599
Niobrara	1,025	5	0	154
Park	9,938	134	1	1,845
Platte	3,250	48	0	522
Sheridan	9,590	159	1	2,156
Sublette	2,898	31	0	519
Sweetwater	10,325	179	0	2,612
Teton	7,101	284	2	4,465
Uinta	5,205	80	2	1,060
Washakie	2,747	22	0	376
Weston	2,385	27	0	325
Total	163,790	3,229	17	38,239




State Senate Candidates

Summary



2018

GENERAL
ELECTION
★ ★ ★





**Statewide Senate Candidates Official Summary
Wyoming General Election - November 6, 2018**

	Senate District 1				Senate District 3				
	Ogden Driskill (R)	Write-Ins	Over Votes	Under Votes	Cheri E. Steinmetz (R)	Marci Shaver (D)	Write-Ins	Over Votes	Under Votes
Albany	-	-	-	-	-	-	-	-	-
Big Horn	-	-	-	-	-	-	-	-	-
Campbell	2,140	53	0	370	-	-	-	-	-
Carbon	-	-	-	-	-	-	-	-	-
Converse	-	-	-	-	-	-	-	-	-
Crook	2,498	112	0	526	-	-	-	-	-
Fremont	-	-	-	-	-	-	-	-	-
Goshen	-	-	-	-	3,447	1,086	13	1	142
Hot Springs	-	-	-	-	-	-	-	-	-
Johnson	-	-	-	-	-	-	-	-	-
Laramie	-	-	-	-	-	-	-	-	-
Lincoln	-	-	-	-	-	-	-	-	-
Natrona	-	-	-	-	-	-	-	-	-
Niobrara	-	-	-	-	1,001	129	1	0	53
Park	-	-	-	-	-	-	-	-	-
Platte	-	-	-	-	-	-	-	-	-
Sheridan	-	-	-	-	-	-	-	-	-
Sublette	-	-	-	-	-	-	-	-	-
Sweetwater	-	-	-	-	-	-	-	-	-
Teton	-	-	-	-	-	-	-	-	-
Uinta	-	-	-	-	-	-	-	-	-
Washakie	-	-	-	-	-	-	-	-	-
Weston	919	22	0	219	1,273	234	1	1	68
Total	<u>5,557</u>	187	0	1,115	<u>5,721</u>	1,449	15	2	263



**Statewide Senate Candidates Official Summary
Wyoming General Election - November 6, 2018**

	Senate District 5				Senate District 7			
	Lynn Hutchings (R)	Write-Ins	Over Votes	Under Votes	Stephan A. Pappas (R)	Write-Ins	Over Votes	Under Votes
Albany	-	-	-	-	-	-	-	-
Big Horn	-	-	-	-	-	-	-	-
Campbell	-	-	-	-	-	-	-	-
Carbon	-	-	-	-	-	-	-	-
Converse	-	-	-	-	-	-	-	-
Crook	-	-	-	-	-	-	-	-
Fremont	-	-	-	-	-	-	-	-
Goshen	-	-	-	-	-	-	-	-
Hot Springs	-	-	-	-	-	-	-	-
Johnson	-	-	-	-	-	-	-	-
Laramie	5,382	304	0	1,776	3,723	86	0	1,069
Lincoln	-	-	-	-	-	-	-	-
Natrona	-	-	-	-	-	-	-	-
Niobrara	-	-	-	-	-	-	-	-
Park	-	-	-	-	-	-	-	-
Platte	-	-	-	-	-	-	-	-
Sheridan	-	-	-	-	-	-	-	-
Sublette	-	-	-	-	-	-	-	-
Sweetwater	-	-	-	-	-	-	-	-
Teton	-	-	-	-	-	-	-	-
Uinta	-	-	-	-	-	-	-	-
Washakie	-	-	-	-	-	-	-	-
Weston	-	-	-	-	-	-	-	-
Total	<u>5,382</u>	304	0	1,776	<u>3,723</u>	86	0	1,069



**Statewide Senate Candidates Official Summary
Wyoming General Election - November 6, 2018**

	Senate District 9				Senate District 11				
	Chris Rothfuss (D)	Write-Ins	Over Votes	Under Votes	Larry Hicks (R)	Lee Ann Stephenson (D)	Write-Ins	Over Votes	Under Votes
Albany	4,669	165	1	1,561	95	19	0	0	4
Big Horn	-	-	-	-	-	-	-	-	-
Campbell	-	-	-	-	-	-	-	-	-
Carbon	-	-	-	-	3,167	1,865	10	0	195
Converse	-	-	-	-	-	-	-	-	-
Crook	-	-	-	-	-	-	-	-	-
Fremont	-	-	-	-	-	-	-	-	-
Goshen	-	-	-	-	-	-	-	-	-
Hot Springs	-	-	-	-	-	-	-	-	-
Johnson	-	-	-	-	-	-	-	-	-
Laramie	-	-	-	-	-	-	-	-	-
Lincoln	-	-	-	-	-	-	-	-	-
Natrona	-	-	-	-	-	-	-	-	-
Niobrara	-	-	-	-	-	-	-	-	-
Park	-	-	-	-	-	-	-	-	-
Platte	-	-	-	-	-	-	-	-	-
Sheridan	-	-	-	-	-	-	-	-	-
Sublette	-	-	-	-	-	-	-	-	-
Sweetwater	-	-	-	-	495	55	1	0	40
Teton	-	-	-	-	-	-	-	-	-
Uinta	-	-	-	-	-	-	-	-	-
Washakie	-	-	-	-	-	-	-	-	-
Weston	-	-	-	-	-	-	-	-	-
Total	<u>4,669</u>	165	1	1,561	<u>3,757</u>	1,939	11	0	239



Statewide Senate Candidates Official Summary
 Wyoming General Election - November 6, 2018

Senate District 13						
	Tom James (R)	John M. Hastert (D)	Ted L. Barney (I)	Write-Ins	Over Votes	Under Votes
Albany	-	-	-	-	-	-
Big Horn	-	-	-	-	-	-
Campbell	-	-	-	-	-	-
Carbon	-	-	-	-	-	-
Converse	-	-	-	-	-	-
Crook	-	-	-	-	-	-
Fremont	-	-	-	-	-	-
Goshen	-	-	-	-	-	-
Hot Springs	-	-	-	-	-	-
Johnson	-	-	-	-	-	-
Laramie	-	-	-	-	-	-
Lincoln	-	-	-	-	-	-
Natrona	-	-	-	-	-	-
Niobrara	-	-	-	-	-	-
Park	-	-	-	-	-	-
Platte	-	-	-	-	-	-
Sheridan	-	-	-	-	-	-
Sublette	-	-	-	-	-	-
Sweetwater	2,625	2,108	889	6	2	259
Teton	-	-	-	-	-	-
Uinta	-	-	-	-	-	-
Washakie	-	-	-	-	-	-
Weston	-	-	-	-	-	-
Total	<u>2,625</u>	2,108	889	6	2	259



**Statewide Senate Candidates Official Summary
Wyoming General Election - November 6, 2018**

	Senate District 15				Senate District 17				
	Wendy Davis Schuler (R)	Write-Ins	Over Votes	Under Votes	Kate Mead (R)	Mike Gierau (D)	Write-Ins	Over Votes	Under Votes
Albany	-	-	-	-	-	-	-	-	-
Big Horn	-	-	-	-	-	-	-	-	-
Campbell	-	-	-	-	-	-	-	-	-
Carbon	-	-	-	-	-	-	-	-	-
Converse	-	-	-	-	-	-	-	-	-
Crook	-	-	-	-	-	-	-	-	-
Fremont	-	-	-	-	-	-	-	-	-
Goshen	-	-	-	-	-	-	-	-	-
Hot Springs	-	-	-	-	-	-	-	-	-
Johnson	-	-	-	-	-	-	-	-	-
Laramie	-	-	-	-	-	-	-	-	-
Lincoln	-	-	-	-	-	-	-	-	-
Natrona	-	-	-	-	-	-	-	-	-
Niobrara	-	-	-	-	-	-	-	-	-
Park	-	-	-	-	-	-	-	-	-
Platte	-	-	-	-	-	-	-	-	-
Sheridan	-	-	-	-	-	-	-	-	-
Sublette	-	-	-	-	-	-	-	-	-
Sweetwater	-	-	-	-	-	-	-	-	-
Teton	-	-	-	-	3,631	6,008	9	3	202
Uinta	4,903	118	0	755	-	-	-	-	-
Washakie	-	-	-	-	-	-	-	-	-
Weston	-	-	-	-	-	-	-	-	-
Total	<u>4,903</u>	118	0	755	3,631	<u>6,008</u>	9	3	202



**Statewide Senate Candidates Official Summary
Wyoming General Election - November 6, 2018**

	Senate District 19				Senate District 21				
	R J Kost (R)	Write-Ins	Over Votes	Under Votes	Bo Biteman (R)	Hollis Hackman (D)	Write-Ins	Over Votes	Under Votes
Albany	-	-	-	-	-	-	-	-	-
Big Horn	2,710	89	0	356	-	-	-	-	-
Campbell	-	-	-	-	-	-	-	-	-
Carbon	-	-	-	-	-	-	-	-	-
Converse	-	-	-	-	-	-	-	-	-
Crook	-	-	-	-	-	-	-	-	-
Fremont	-	-	-	-	-	-	-	-	-
Goshen	-	-	-	-	-	-	-	-	-
Hot Springs	-	-	-	-	-	-	-	-	-
Johnson	-	-	-	-	-	-	-	-	-
Laramie	-	-	-	-	-	-	-	-	-
Lincoln	-	-	-	-	-	-	-	-	-
Natrona	-	-	-	-	-	-	-	-	-
Niobrara	-	-	-	-	-	-	-	-	-
Park	2,859	61	1	384	-	-	-	-	-
Platte	-	-	-	-	-	-	-	-	-
Sheridan	-	-	-	-	5,125	2,810	16	3	216
Sublette	-	-	-	-	-	-	-	-	-
Sweetwater	-	-	-	-	-	-	-	-	-
Teton	-	-	-	-	-	-	-	-	-
Uinta	-	-	-	-	-	-	-	-	-
Washakie	-	-	-	-	-	-	-	-	-
Weston	-	-	-	-	-	-	-	-	-
Total	<u>5,569</u>	150	1	740	<u>5,125</u>	2,810	16	3	216



Statewide Senate Candidates Official Summary
Wyoming General Election - November 6, 2018

	Senate District 23				Senate District 25				
	Jeff Wasserburger (R)	Write-Ins	Over Votes	Under Votes	Cale Case (R)	Sergio A. Maldonado, Sr. (D)	Write-Ins	Over Votes	Under Votes
Albany	-	-	-	-	-	-	-	-	-
Big Horn	-	-	-	-	-	-	-	-	-
Campbell	4,324	92	1	571	-	-	-	-	-
Carbon	-	-	-	-	-	-	-	-	-
Converse	792	1	0	151	-	-	-	-	-
Crook	-	-	-	-	-	-	-	-	-
Fremont	-	-	-	-	4,012	2,872	23	1	277
Goshen	-	-	-	-	-	-	-	-	-
Hot Springs	-	-	-	-	-	-	-	-	-
Johnson	-	-	-	-	-	-	-	-	-
Laramie	-	-	-	-	-	-	-	-	-
Lincoln	-	-	-	-	-	-	-	-	-
Natrona	-	-	-	-	-	-	-	-	-
Niobrara	-	-	-	-	-	-	-	-	-
Park	-	-	-	-	-	-	-	-	-
Platte	-	-	-	-	-	-	-	-	-
Sheridan	-	-	-	-	-	-	-	-	-
Sublette	-	-	-	-	-	-	-	-	-
Sweetwater	-	-	-	-	-	-	-	-	-
Teton	-	-	-	-	-	-	-	-	-
Uinta	-	-	-	-	-	-	-	-	-
Washakie	-	-	-	-	-	-	-	-	-
Weston	-	-	-	-	-	-	-	-	-
Total	<u>5,116</u>	93	1	722	<u>4,012</u>	2,872	23	1	277



**Statewide Senate Candidates Official Summary
Wyoming General Election - November 6, 2018**

	Senate District 27					Senate District 29			
	Bill Landen (R)	Write-Ins	Over Votes	Under Votes		Drew Perkins (R)	Write-Ins	Over Votes	Under Votes
Albany	-	-	-	-		-	-	-	-
Big Horn	-	-	-	-		-	-	-	-
Campbell	-	-	-	-		-	-	-	-
Carbon	-	-	-	-		-	-	-	-
Converse	-	-	-	-		-	-	-	-
Crook	-	-	-	-		-	-	-	-
Fremont	-	-	-	-		-	-	-	-
Goshen	-	-	-	-		-	-	-	-
Hot Springs	-	-	-	-		-	-	-	-
Johnson	-	-	-	-		-	-	-	-
Laramie	-	-	-	-		-	-	-	-
Lincoln	-	-	-	-		-	-	-	-
Natrona	5,451	125	3	1,196		5,282	129	0	1,276
Niobrara	-	-	-	-		-	-	-	-
Park	-	-	-	-		-	-	-	-
Platte	-	-	-	-		-	-	-	-
Sheridan	-	-	-	-		-	-	-	-
Sublette	-	-	-	-		-	-	-	-
Sweetwater	-	-	-	-		-	-	-	-
Teton	-	-	-	-		-	-	-	-
Uinta	-	-	-	-		-	-	-	-
Washakie	-	-	-	-		-	-	-	-
Weston	-	-	-	-		-	-	-	-
Total	<u>5,451</u>	125	3	1,196		<u>5,282</u>	129	0	1,276




State House Candidates

Summary



2018

GENERAL
ELECTION
★ ★ ★





**Statewide House Candidates Official Summary
Wyoming General Election - November 6, 2018**

	House District 1				House District 2			
	Tyler Lindholm (R)	Write-Ins	Over Votes	Under Votes	Hans Hunt (R)	Write-Ins	Over Votes	Under Votes
Albany	-	-	-	-	-	-	-	-
Big Horn	-	-	-	-	-	-	-	-
Campbell	-	-	-	-	-	-	-	-
Carbon	-	-	-	-	-	-	-	-
Converse	-	-	-	-	-	-	-	-
Crook	2,674	55	0	407	-	-	-	-
Fremont	-	-	-	-	-	-	-	-
Goshen	-	-	-	-	846	11	0	104
Hot Springs	-	-	-	-	-	-	-	-
Johnson	-	-	-	-	-	-	-	-
Laramie	-	-	-	-	-	-	-	-
Lincoln	-	-	-	-	-	-	-	-
Natrona	-	-	-	-	-	-	-	-
Niobrara	-	-	-	-	1,101	12	0	71
Park	-	-	-	-	-	-	-	-
Platte	-	-	-	-	-	-	-	-
Sheridan	-	-	-	-	-	-	-	-
Sublette	-	-	-	-	-	-	-	-
Sweetwater	-	-	-	-	-	-	-	-
Teton	-	-	-	-	-	-	-	-
Uinta	-	-	-	-	-	-	-	-
Washakie	-	-	-	-	-	-	-	-
Weston	1,014	10	0	136	1,314	34	1	228
Total	<u>3,688</u>	65	0	543	<u>3,261</u>	57	1	403



Statewide House Candidates Official Summary
Wyoming General Election - November 6, 2018

	House District 3				House District 4			
	Eric Barlow (R)	Write-Ins	Over Votes	Under Votes	Dan R. Kirkbride (R)	Write-Ins	Over Votes	Under Votes
Albany	-	-	-	-	-	-	-	-
Big Horn	-	-	-	-	-	-	-	-
Campbell	1,987	21	0	247	-	-	-	-
Carbon	-	-	-	-	-	-	-	-
Converse	824	2	0	118	386	3	0	93
Crook	-	-	-	-	-	-	-	-
Fremont	-	-	-	-	-	-	-	-
Goshen	-	-	-	-	-	-	-	-
Hot Springs	-	-	-	-	-	-	-	-
Johnson	-	-	-	-	-	-	-	-
Laramie	-	-	-	-	-	-	-	-
Lincoln	-	-	-	-	-	-	-	-
Natrona	-	-	-	-	-	-	-	-
Niobrara	-	-	-	-	-	-	-	-
Park	-	-	-	-	-	-	-	-
Platte	-	-	-	-	3,259	72	0	489
Sheridan	-	-	-	-	-	-	-	-
Sublette	-	-	-	-	-	-	-	-
Sweetwater	-	-	-	-	-	-	-	-
Teton	-	-	-	-	-	-	-	-
Uinta	-	-	-	-	-	-	-	-
Washakie	-	-	-	-	-	-	-	-
Weston	-	-	-	-	-	-	-	-
Total	<u>2,811</u>	23	0	365	<u>3,645</u>	75	0	582



**Statewide House Candidates Official Summary
Wyoming General Election - November 6, 2018**

	House District 5					House District 6			
	Shelly Duncan (R)	Joan Brinkley (D)	Write-Ins	Over Votes	Under Votes	Aaron Clausen (R)	Write-Ins	Over Votes	Under Votes
Albany	-	-	-	-	-	-	-	-	-
Big Horn	-	-	-	-	-	-	-	-	-
Campbell	-	-	-	-	-	-	-	-	-
Carbon	-	-	-	-	-	-	-	-	-
Converse	-	-	-	-	-	2,942	23	0	609
Crook	-	-	-	-	-	-	-	-	-
Fremont	-	-	-	-	-	-	-	-	-
Goshen	2,760	798	41	1	128	-	-	-	-
Hot Springs	-	-	-	-	-	-	-	-	-
Johnson	-	-	-	-	-	-	-	-	-
Laramie	-	-	-	-	-	-	-	-	-
Lincoln	-	-	-	-	-	-	-	-	-
Natrona	-	-	-	-	-	-	-	-	-
Niobrara	-	-	-	-	-	-	-	-	-
Park	-	-	-	-	-	-	-	-	-
Platte	-	-	-	-	-	-	-	-	-
Sheridan	-	-	-	-	-	-	-	-	-
Sublette	-	-	-	-	-	-	-	-	-
Sweetwater	-	-	-	-	-	-	-	-	-
Teton	-	-	-	-	-	-	-	-	-
Uinta	-	-	-	-	-	-	-	-	-
Washakie	-	-	-	-	-	-	-	-	-
Weston	-	-	-	-	-	-	-	-	-
Total	<u>2,760</u>	798	41	1	128	<u>2,942</u>	23	0	609



**Statewide House Candidates Official Summary
Wyoming General Election - November 6, 2018**

	House District 7				House District 8				
	Sue Wilson (R)	Write-Ins	Over Votes	Under Votes	Bob Nicholas (R)	Mitch Guthrie (D)	Write-Ins	Over Votes	Under Votes
Albany	-	-	-	-	-	-	-	-	-
Big Horn	-	-	-	-	-	-	-	-	-
Campbell	-	-	-	-	-	-	-	-	-
Carbon	-	-	-	-	-	-	-	-	-
Converse	-	-	-	-	-	-	-	-	-
Crook	-	-	-	-	-	-	-	-	-
Fremont	-	-	-	-	-	-	-	-	-
Goshen	-	-	-	-	-	-	-	-	-
Hot Springs	-	-	-	-	-	-	-	-	-
Johnson	-	-	-	-	-	-	-	-	-
Laramie	4,283	67	0	923	2,212	1,609	10	0	148
Lincoln	-	-	-	-	-	-	-	-	-
Natrona	-	-	-	-	-	-	-	-	-
Niobrara	-	-	-	-	-	-	-	-	-
Park	-	-	-	-	-	-	-	-	-
Platte	-	-	-	-	-	-	-	-	-
Sheridan	-	-	-	-	-	-	-	-	-
Sublette	-	-	-	-	-	-	-	-	-
Sweetwater	-	-	-	-	-	-	-	-	-
Teton	-	-	-	-	-	-	-	-	-
Uinta	-	-	-	-	-	-	-	-	-
Washakie	-	-	-	-	-	-	-	-	-
Weston	-	-	-	-	-	-	-	-	-
Total	<u>4,283</u>	67	0	923	<u>2,212</u>	1,609	10	0	148



**Statewide House Candidates Official Summary
Wyoming General Election - November 6, 2018**

	House District 9				House District 10				
	Landon J. Brown (R)	Write-Ins	Over Votes	Under Votes	John Eklund (R)	Jenefer Pasqua (D)	Write-Ins	Over Votes	Under Votes
Albany	-	-	-	-	-	-	-	-	-
Big Horn	-	-	-	-	-	-	-	-	-
Campbell	-	-	-	-	-	-	-	-	-
Carbon	-	-	-	-	-	-	-	-	-
Converse	-	-	-	-	-	-	-	-	-
Crook	-	-	-	-	-	-	-	-	-
Fremont	-	-	-	-	-	-	-	-	-
Goshen	-	-	-	-	145	11	2	0	3
Hot Springs	-	-	-	-	-	-	-	-	-
Johnson	-	-	-	-	-	-	-	-	-
Laramie	2,594	34	0	701	3,187	814	12	0	138
Lincoln	-	-	-	-	-	-	-	-	-
Natrona	-	-	-	-	-	-	-	-	-
Niobrara	-	-	-	-	-	-	-	-	-
Park	-	-	-	-	-	-	-	-	-
Platte	-	-	-	-	-	-	-	-	-
Sheridan	-	-	-	-	-	-	-	-	-
Sublette	-	-	-	-	-	-	-	-	-
Sweetwater	-	-	-	-	-	-	-	-	-
Teton	-	-	-	-	-	-	-	-	-
Uinta	-	-	-	-	-	-	-	-	-
Washakie	-	-	-	-	-	-	-	-	-
Weston	-	-	-	-	-	-	-	-	-
Total	<u>2,594</u>	34	0	701	<u>3,332</u>	825	14	0	141



Statewide House Candidates Official Summary
 Wyoming General Election - November 6, 2018

House District 11					
	Jared Olsen (R)	Calob Taylor (D)	Write-Ins	Over Votes	Under Votes
Albany	-	-	-	-	-
Big Horn	-	-	-	-	-
Campbell	-	-	-	-	-
Carbon	-	-	-	-	-
Converse	-	-	-	-	-
Crook	-	-	-	-	-
Fremont	-	-	-	-	-
Goshen	-	-	-	-	-
Hot Springs	-	-	-	-	-
Johnson	-	-	-	-	-
Laramie	1,275	1,098	5	0	73
Lincoln	-	-	-	-	-
Natrona	-	-	-	-	-
Niobrara	-	-	-	-	-
Park	-	-	-	-	-
Platte	-	-	-	-	-
Sheridan	-	-	-	-	-
Sublette	-	-	-	-	-
Sweetwater	-	-	-	-	-
Teton	-	-	-	-	-
Uinta	-	-	-	-	-
Washakie	-	-	-	-	-
Weston	-	-	-	-	-
Total	<u>1,275</u>	1,098	5	0	73



**Statewide House Candidates Official Summary
Wyoming General Election - November 6, 2018**

	House District 12					House District 13			
	Clarence L. Styvar (R)	Ryan Lindsey (D)	Write-Ins	Over Votes	Under Votes	Cathy Connolly (D)	Write-Ins	Over Votes	Under Votes
Albany	-	-	-	-	-	2,477	99	0	690
Big Horn	-	-	-	-	-	-	-	-	-
Campbell	-	-	-	-	-	-	-	-	-
Carbon	-	-	-	-	-	-	-	-	-
Converse	-	-	-	-	-	-	-	-	-
Crook	-	-	-	-	-	-	-	-	-
Fremont	-	-	-	-	-	-	-	-	-
Goshen	-	-	-	-	-	-	-	-	-
Hot Springs	-	-	-	-	-	-	-	-	-
Johnson	-	-	-	-	-	-	-	-	-
Laramie	1,359	1,063	7	0	76	-	-	-	-
Lincoln	-	-	-	-	-	-	-	-	-
Natrona	-	-	-	-	-	-	-	-	-
Niobrara	-	-	-	-	-	-	-	-	-
Park	-	-	-	-	-	-	-	-	-
Platte	-	-	-	-	-	-	-	-	-
Sheridan	-	-	-	-	-	-	-	-	-
Sublette	-	-	-	-	-	-	-	-	-
Sweetwater	-	-	-	-	-	-	-	-	-
Teton	-	-	-	-	-	-	-	-	-
Uinta	-	-	-	-	-	-	-	-	-
Washakie	-	-	-	-	-	-	-	-	-
Weston	-	-	-	-	-	-	-	-	-
Total	<u>1,359</u>	1,063	7	0	76	<u>2,477</u>	99	0	690



**Statewide House Candidates Official Summary
Wyoming General Election - November 6, 2018**

	House District 14					House District 15			
	Daniel Furphy (R)	Lorraine Saulino-Klein (D)	Write-Ins	Over Votes	Under Votes	Donald Burkhart (R)	Write-Ins	Over Votes	Under Votes
Albany	1,714	1,628	3	1	177	-	-	-	-
Big Horn	-	-	-	-	-	-	-	-	-
Campbell	-	-	-	-	-	-	-	-	-
Carbon	-	-	-	-	-	1,997	50	0	488
Converse	-	-	-	-	-	-	-	-	-
Crook	-	-	-	-	-	-	-	-	-
Fremont	-	-	-	-	-	-	-	-	-
Goshen	-	-	-	-	-	-	-	-	-
Hot Springs	-	-	-	-	-	-	-	-	-
Johnson	-	-	-	-	-	-	-	-	-
Laramie	-	-	-	-	-	-	-	-	-
Lincoln	-	-	-	-	-	-	-	-	-
Natrona	-	-	-	-	-	-	-	-	-
Niobrara	-	-	-	-	-	-	-	-	-
Park	-	-	-	-	-	-	-	-	-
Platte	-	-	-	-	-	-	-	-	-
Sheridan	-	-	-	-	-	-	-	-	-
Sublette	-	-	-	-	-	-	-	-	-
Sweetwater	-	-	-	-	-	-	-	-	-
Teton	-	-	-	-	-	-	-	-	-
Uinta	-	-	-	-	-	-	-	-	-
Washakie	-	-	-	-	-	-	-	-	-
Weston	-	-	-	-	-	-	-	-	-
Total	<u>1,714</u>	1,628	3	1	177	<u>1,997</u>	50	0	488



Statewide House Candidates Official Summary
Wyoming General Election - November 6, 2018

House District 16					
	Barbara Allen (R)	Mike Yin (D)	Write-Ins	Over Votes	Under Votes
Albany	-	-	-	-	-
Big Horn	-	-	-	-	-
Campbell	-	-	-	-	-
Carbon	-	-	-	-	-
Converse	-	-	-	-	-
Crook	-	-	-	-	-
Fremont	-	-	-	-	-
Goshen	-	-	-	-	-
Hot Springs	-	-	-	-	-
Johnson	-	-	-	-	-
Laramie	-	-	-	-	-
Lincoln	-	-	-	-	-
Natrona	-	-	-	-	-
Niobrara	-	-	-	-	-
Park	-	-	-	-	-
Platte	-	-	-	-	-
Sheridan	-	-	-	-	-
Sublette	-	-	-	-	-
Sweetwater	-	-	-	-	-
Teton	1,712	2,530	4	3	125
Uinta	-	-	-	-	-
Washakie	-	-	-	-	-
Weston	-	-	-	-	-
Total	1,712	<u>2,530</u>	4	3	125



**Statewide House Candidates Official Summary
Wyoming General Election - November 6, 2018**

	House District 17					House District 18			
	Traci Ciepiela* (R)	JoAnn Dayton (D)	Write-Ins	Over Votes	Under Votes	Thomas D. Crank (R)	Write-Ins	Over Votes	Under Votes
Albany	-	-	-	-	-	-	-	-	-
Big Horn	-	-	-	-	-	-	-	-	-
Campbell	-	-	-	-	-	-	-	-	-
Carbon	-	-	-	-	-	-	-	-	-
Converse	-	-	-	-	-	-	-	-	-
Crook	-	-	-	-	-	-	-	-	-
Fremont	-	-	-	-	-	-	-	-	-
Goshen	-	-	-	-	-	-	-	-	-
Hot Springs	-	-	-	-	-	-	-	-	-
Johnson	-	-	-	-	-	-	-	-	-
Laramie	-	-	-	-	-	-	-	-	-
Lincoln	-	-	-	-	-	1,356	23	0	155
Natrona	-	-	-	-	-	-	-	-	-
Niobrara	-	-	-	-	-	-	-	-	-
Park	-	-	-	-	-	-	-	-	-
Platte	-	-	-	-	-	-	-	-	-
Sheridan	-	-	-	-	-	-	-	-	-
Sublette	-	-	-	-	-	-	-	-	-
Sweetwater	841	1,240	11	3	265	1,241	14	0	361
Teton	-	-	-	-	-	-	-	-	-
Uinta	-	-	-	-	-	491	15	0	65
Washakie	-	-	-	-	-	-	-	-	-
Weston	-	-	-	-	-	-	-	-	-
Total	841	<u>1,240</u>	11	3	265	<u>3,088</u>	52	0	581

*: Candidate withdrew her candidacy after official ballots had been printed. Therefore, the candidate still appears here in order to provide accurate and complete data.



Statewide House Candidates Official Summary
Wyoming General Election - November 6, 2018

	House District 19				House District 20			
	Danny Eyre (R)	Write-Ins	Over Votes	Under Votes	Albert Sommers (R)	Write-Ins	Over Votes	Under Votes
Albany	-	-	-	-	-	-	-	-
Big Horn	-	-	-	-	-	-	-	-
Campbell	-	-	-	-	-	-	-	-
Carbon	-	-	-	-	-	-	-	-
Converse	-	-	-	-	-	-	-	-
Crook	-	-	-	-	-	-	-	-
Fremont	-	-	-	-	-	-	-	-
Goshen	-	-	-	-	-	-	-	-
Hot Springs	-	-	-	-	-	-	-	-
Johnson	-	-	-	-	-	-	-	-
Laramie	-	-	-	-	-	-	-	-
Lincoln	-	-	-	-	-	-	-	-
Natrona	-	-	-	-	-	-	-	-
Niobrara	-	-	-	-	-	-	-	-
Park	-	-	-	-	-	-	-	-
Platte	-	-	-	-	-	-	-	-
Sheridan	-	-	-	-	-	-	-	-
Sublette	-	-	-	-	2,749	29	1	272
Sweetwater	-	-	-	-	-	-	-	-
Teton	-	-	-	-	-	-	-	-
Uinta	2,617	51	1	316	-	-	-	-
Washakie	-	-	-	-	-	-	-	-
Weston	-	-	-	-	-	-	-	-
Total	<u>2,617</u>	51	1	316	<u>2,749</u>	29	1	272



**Statewide House Candidates Official Summary
Wyoming General Election - November 6, 2018**

	House District 21				House District 22				
	Evan J. Simpson (R)	Write-Ins	Over Votes	Under Votes	Marti Halverson (R)	Jim Roscoe (I)	Write-Ins	Over Votes	Under Votes
Albany	-	-	-	-	-	-	-	-	-
Big Horn	-	-	-	-	-	-	-	-	-
Campbell	-	-	-	-	-	-	-	-	-
Carbon	-	-	-	-	-	-	-	-	-
Converse	-	-	-	-	-	-	-	-	-
Crook	-	-	-	-	-	-	-	-	-
Fremont	-	-	-	-	-	-	-	-	-
Goshen	-	-	-	-	-	-	-	-	-
Hot Springs	-	-	-	-	-	-	-	-	-
Johnson	-	-	-	-	-	-	-	-	-
Laramie	-	-	-	-	-	-	-	-	-
Lincoln	3,184	17	0	267	1,269	935	5	3	53
Natrona	-	-	-	-	-	-	-	-	-
Niobrara	-	-	-	-	-	-	-	-	-
Park	-	-	-	-	-	-	-	-	-
Platte	-	-	-	-	-	-	-	-	-
Sheridan	-	-	-	-	-	-	-	-	-
Sublette	-	-	-	-	204	179	0	2	12
Sweetwater	-	-	-	-	-	-	-	-	-
Teton	-	-	-	-	510	1,381	7	2	99
Uinta	-	-	-	-	-	-	-	-	-
Washakie	-	-	-	-	-	-	-	-	-
Weston	-	-	-	-	-	-	-	-	-
Total	<u>3,184</u>	17	0	267	1,983	<u>2,495</u>	12	7	164



Statewide House Candidates Official Summary
 Wyoming General Election - November 6, 2018

House District 23					
	Alex Muromcew (R)	Andy Schwartz (D)	Write-Ins	Over Votes	Under Votes
Albany	-	-	-	-	-
Big Horn	-	-	-	-	-
Campbell	-	-	-	-	-
Carbon	-	-	-	-	-
Converse	-	-	-	-	-
Crook	-	-	-	-	-
Fremont	-	-	-	-	-
Goshen	-	-	-	-	-
Hot Springs	-	-	-	-	-
Johnson	-	-	-	-	-
Laramie	-	-	-	-	-
Lincoln	-	-	-	-	-
Natrona	-	-	-	-	-
Niobrara	-	-	-	-	-
Park	-	-	-	-	-
Platte	-	-	-	-	-
Sheridan	-	-	-	-	-
Sublette	-	-	-	-	-
Sweetwater	-	-	-	-	-
Teton	1,979	3,358	3	0	139
Uinta	-	-	-	-	-
Washakie	-	-	-	-	-
Weston	-	-	-	-	-
Total	1,979	<u>3,358</u>	3	0	139



**Statewide House Candidates Official Summary
Wyoming General Election - November 6, 2018**

	House District 24					House District 25			
	Sandy Newsome (R)	Paul Fees (D)	Write-Ins	Over Votes	Under Votes	Dan Laursen (R)	Write-Ins	Over Votes	Under Votes
Albany	-	-	-	-	-	-	-	-	-
Big Horn	-	-	-	-	-	-	-	-	-
Campbell	-	-	-	-	-	-	-	-	-
Carbon	-	-	-	-	-	-	-	-	-
Converse	-	-	-	-	-	-	-	-	-
Crook	-	-	-	-	-	-	-	-	-
Fremont	-	-	-	-	-	-	-	-	-
Goshen	-	-	-	-	-	-	-	-	-
Hot Springs	-	-	-	-	-	-	-	-	-
Johnson	-	-	-	-	-	-	-	-	-
Laramie	-	-	-	-	-	-	-	-	-
Lincoln	-	-	-	-	-	-	-	-	-
Natrona	-	-	-	-	-	-	-	-	-
Niobrara	-	-	-	-	-	-	-	-	-
Park	2,759	1,047	22	0	172	2,586	107	0	474
Platte	-	-	-	-	-	-	-	-	-
Sheridan	-	-	-	-	-	-	-	-	-
Sublette	-	-	-	-	-	-	-	-	-
Sweetwater	-	-	-	-	-	-	-	-	-
Teton	-	-	-	-	-	-	-	-	-
Uinta	-	-	-	-	-	-	-	-	-
Washakie	-	-	-	-	-	-	-	-	-
Weston	-	-	-	-	-	-	-	-	-
Total	<u>2,759</u>	1,047	22	0	172	<u>2,586</u>	107	0	474



Statewide House Candidates Official Summary
Wyoming General Election - November 6, 2018

	House District 26					House District 27			
	Jamie Flitner (R)	Write-Ins	Over Votes	Under Votes		Mike Greear (R)	Write-Ins	Over Votes	Under Votes
Albany	-	-	-	-		-	-	-	-
Big Horn	2,714	32	1	408		179	0	0	22
Campbell	-	-	-	-		-	-	-	-
Carbon	-	-	-	-		-	-	-	-
Converse	-	-	-	-		-	-	-	-
Crook	-	-	-	-		-	-	-	-
Fremont	-	-	-	-		-	-	-	-
Goshen	-	-	-	-		-	-	-	-
Hot Springs	-	-	-	-		-	-	-	-
Johnson	-	-	-	-		-	-	-	-
Laramie	-	-	-	-		-	-	-	-
Lincoln	-	-	-	-		-	-	-	-
Natrona	-	-	-	-		-	-	-	-
Niobrara	-	-	-	-		-	-	-	-
Park	118	1	0	19		-	-	-	-
Platte	-	-	-	-		-	-	-	-
Sheridan	-	-	-	-		-	-	-	-
Sublette	-	-	-	-		-	-	-	-
Sweetwater	-	-	-	-		-	-	-	-
Teton	-	-	-	-		-	-	-	-
Uinta	-	-	-	-		-	-	-	-
Washakie	-	-	-	-		2,713	49	0	383
Weston	-	-	-	-		-	-	-	-
Total	<u>2,832</u>	33	1	427		<u>2,892</u>	49	0	405



**Statewide House Candidates Official Summary
Wyoming General Election - November 6, 2018**

	House District 28					House District 29			
	John R. Winter (R)	Howie Samelson (D)	Write-Ins	Over Votes	Under Votes	Mark S. Kinner (R)	Write-Ins	Over Votes	Under Votes
Albany	-	-	-	-	-	-	-	-	-
Big Horn	846	110	2	1	43	-	-	-	-
Campbell	-	-	-	-	-	-	-	-	-
Carbon	-	-	-	-	-	-	-	-	-
Converse	-	-	-	-	-	-	-	-	-
Crook	-	-	-	-	-	-	-	-	-
Fremont	278	39	0	0	13	-	-	-	-
Goshen	-	-	-	-	-	-	-	-	-
Hot Springs	1,471	743	8	1	62	-	-	-	-
Johnson	-	-	-	-	-	-	-	-	-
Laramie	-	-	-	-	-	-	-	-	-
Lincoln	-	-	-	-	-	-	-	-	-
Natrona	-	-	-	-	-	-	-	-	-
Niobrara	-	-	-	-	-	-	-	-	-
Park	311	62	0	0	13	-	-	-	-
Platte	-	-	-	-	-	-	-	-	-
Sheridan	-	-	-	-	-	2,550	43	2	528
Sublette	-	-	-	-	-	-	-	-	-
Sweetwater	-	-	-	-	-	-	-	-	-
Teton	-	-	-	-	-	-	-	-	-
Uinta	-	-	-	-	-	-	-	-	-
Washakie	-	-	-	-	-	-	-	-	-
Weston	-	-	-	-	-	-	-	-	-
Total	<u>2,906</u>	954	10	2	131	<u>2,550</u>	43	2	528



Statewide House Candidates Official Summary
Wyoming General Election - November 6, 2018

	House District 30				House District 31				
	Mark Jennings (R)	Write-Ins	Over Votes	Under Votes	Scott Clem (R)	Dave Hardesty (I)	Write-Ins	Over Votes	Under Votes
Albany	-	-	-	-	-	-	-	-	-
Big Horn	-	-	-	-	-	-	-	-	-
Campbell	-	-	-	-	1,826	814	7	2	84
Carbon	-	-	-	-	-	-	-	-	-
Converse	-	-	-	-	-	-	-	-	-
Crook	-	-	-	-	-	-	-	-	-
Fremont	-	-	-	-	-	-	-	-	-
Goshen	-	-	-	-	-	-	-	-	-
Hot Springs	-	-	-	-	-	-	-	-	-
Johnson	-	-	-	-	-	-	-	-	-
Laramie	-	-	-	-	-	-	-	-	-
Lincoln	-	-	-	-	-	-	-	-	-
Natrona	-	-	-	-	-	-	-	-	-
Niobrara	-	-	-	-	-	-	-	-	-
Park	-	-	-	-	-	-	-	-	-
Platte	-	-	-	-	-	-	-	-	-
Sheridan	2,870	110	0	571	-	-	-	-	-
Sublette	-	-	-	-	-	-	-	-	-
Sweetwater	-	-	-	-	-	-	-	-	-
Teton	-	-	-	-	-	-	-	-	-
Uinta	-	-	-	-	-	-	-	-	-
Washakie	-	-	-	-	-	-	-	-	-
Weston	-	-	-	-	-	-	-	-	-
Total	<u>2,870</u>	110	0	571	<u>1,826</u>	814	7	2	84



Statewide House Candidates Official Summary
Wyoming General Election - November 6, 2018

House District 32					
	Timothy P. Hallinan (R)	Chad M Trebby (I)	Write-Ins	Over Votes	Under Votes
Albany	-	-	-	-	-
Big Horn	-	-	-	-	-
Campbell	2,223	1,070	7	3	127
Carbon	-	-	-	-	-
Converse	-	-	-	-	-
Crook	-	-	-	-	-
Fremont	-	-	-	-	-
Goshen	-	-	-	-	-
Hot Springs	-	-	-	-	-
Johnson	-	-	-	-	-
Laramie	-	-	-	-	-
Lincoln	-	-	-	-	-
Natrona	-	-	-	-	-
Niobrara	-	-	-	-	-
Park	-	-	-	-	-
Platte	-	-	-	-	-
Sheridan	-	-	-	-	-
Sublette	-	-	-	-	-
Sweetwater	-	-	-	-	-
Teton	-	-	-	-	-
Uinta	-	-	-	-	-
Washakie	-	-	-	-	-
Weston	-	-	-	-	-
Total	<u>2,223</u>	1,070	7	3	127



Statewide House Candidates Official Summary
Wyoming General Election - November 6, 2018

	House District 33					House District 34			
	Jim Allen (R)	Andrea Clifford (D)	Write-Ins	Over Votes	Under Votes	Tim Salazar (R)	Write-Ins	Over Votes	Under Votes
Albany	-	-	-	-	-	-	-	-	-
Big Horn	-	-	-	-	-	-	-	-	-
Campbell	-	-	-	-	-	-	-	-	-
Carbon	-	-	-	-	-	-	-	-	-
Converse	-	-	-	-	-	-	-	-	-
Crook	-	-	-	-	-	-	-	-	-
Fremont	1,259	1,317	3	1	100	3,105	38	0	494
Goshen	-	-	-	-	-	-	-	-	-
Hot Springs	-	-	-	-	-	-	-	-	-
Johnson	-	-	-	-	-	-	-	-	-
Laramie	-	-	-	-	-	-	-	-	-
Lincoln	-	-	-	-	-	-	-	-	-
Natrona	-	-	-	-	-	-	-	-	-
Niobrara	-	-	-	-	-	-	-	-	-
Park	-	-	-	-	-	-	-	-	-
Platte	-	-	-	-	-	-	-	-	-
Sheridan	-	-	-	-	-	-	-	-	-
Sublette	-	-	-	-	-	-	-	-	-
Sweetwater	-	-	-	-	-	-	-	-	-
Teton	-	-	-	-	-	-	-	-	-
Uinta	-	-	-	-	-	-	-	-	-
Washakie	-	-	-	-	-	-	-	-	-
Weston	-	-	-	-	-	-	-	-	-
Total	1,259	<u>1,317</u>	3	1	100	<u>3,105</u>	38	0	494



Statewide House Candidates Official Summary
Wyoming General Election - November 6, 2018

	House District 35				House District 36				
	Joe MacGuire (R)	Write-Ins	Over Votes	Under Votes	Art Washut (R)	Debbie Bovee (D)	Write-Ins	Over Votes	Under Votes
Albany	-	-	-	-	-	-	-	-	-
Big Horn	-	-	-	-	-	-	-	-	-
Campbell	-	-	-	-	-	-	-	-	-
Carbon	-	-	-	-	-	-	-	-	-
Converse	-	-	-	-	-	-	-	-	-
Crook	-	-	-	-	-	-	-	-	-
Fremont	-	-	-	-	-	-	-	-	-
Goshen	-	-	-	-	-	-	-	-	-
Hot Springs	-	-	-	-	-	-	-	-	-
Johnson	-	-	-	-	-	-	-	-	-
Laramie	-	-	-	-	-	-	-	-	-
Lincoln	-	-	-	-	-	-	-	-	-
Natrona	3,411	66	0	735	1,407	1,106	2	1	47
Niobrara	-	-	-	-	-	-	-	-	-
Park	-	-	-	-	-	-	-	-	-
Platte	-	-	-	-	-	-	-	-	-
Sheridan	-	-	-	-	-	-	-	-	-
Sublette	-	-	-	-	-	-	-	-	-
Sweetwater	-	-	-	-	-	-	-	-	-
Teton	-	-	-	-	-	-	-	-	-
Uinta	-	-	-	-	-	-	-	-	-
Washakie	-	-	-	-	-	-	-	-	-
Weston	-	-	-	-	-	-	-	-	-
Total	<u>3,411</u>	66	0	735	<u>1,407</u>	1,106	2	1	47



Statewide House Candidates Official Summary
 Wyoming General Election - November 6, 2018

	House District 37				House District 38			
	Steve Harshman (R)	Write-Ins	Over Votes	Under Votes	Tom Walters (R)	Write-Ins	Over Votes	Under Votes
Albany	-	-	-	-	-	-	-	-
Big Horn	-	-	-	-	-	-	-	-
Campbell	-	-	-	-	-	-	-	-
Carbon	-	-	-	-	-	-	-	-
Converse	-	-	-	-	-	-	-	-
Crook	-	-	-	-	-	-	-	-
Fremont	-	-	-	-	-	-	-	-
Goshen	-	-	-	-	-	-	-	-
Hot Springs	-	-	-	-	-	-	-	-
Johnson	-	-	-	-	-	-	-	-
Laramie	-	-	-	-	-	-	-	-
Lincoln	-	-	-	-	-	-	-	-
Natrona	3,215	110	0	733	2,656	63	0	492
Niobrara	-	-	-	-	-	-	-	-
Park	-	-	-	-	-	-	-	-
Platte	-	-	-	-	-	-	-	-
Sheridan	-	-	-	-	-	-	-	-
Sublette	-	-	-	-	-	-	-	-
Sweetwater	-	-	-	-	-	-	-	-
Teton	-	-	-	-	-	-	-	-
Uinta	-	-	-	-	-	-	-	-
Washakie	-	-	-	-	-	-	-	-
Weston	-	-	-	-	-	-	-	-
Total	<u>3,215</u>	110	0	733	<u>2,656</u>	63	0	492



Statewide House Candidates Official Summary
Wyoming General Election - November 6, 2018

	House District 39				House District 40				
	Stan Blake (D)	Write-Ins	Over Votes	Under Votes	Richard L. Tass (R)	Chris Schock (I)	Write-Ins	Over Votes	Under Votes
Albany	-	-	-	-	-	-	-	-	-
Big Horn	-	-	-	-	-	-	-	-	-
Campbell	-	-	-	-	-	-	-	-	-
Carbon	-	-	-	-	-	-	-	-	-
Converse	-	-	-	-	-	-	-	-	-
Crook	-	-	-	-	-	-	-	-	-
Fremont	-	-	-	-	-	-	-	-	-
Goshen	-	-	-	-	-	-	-	-	-
Hot Springs	-	-	-	-	-	-	-	-	-
Johnson	-	-	-	-	2,284	1,444	9	0	192
Laramie	-	-	-	-	-	-	-	-	-
Lincoln	-	-	-	-	-	-	-	-	-
Natrona	-	-	-	-	-	-	-	-	-
Niobrara	-	-	-	-	-	-	-	-	-
Park	-	-	-	-	-	-	-	-	-
Platte	-	-	-	-	-	-	-	-	-
Sheridan	-	-	-	-	71	108	0	0	6
Sublette	-	-	-	-	-	-	-	-	-
Sweetwater	1,823	94	1	882	-	-	-	-	-
Teton	-	-	-	-	-	-	-	-	-
Uinta	-	-	-	-	-	-	-	-	-
Washakie	-	-	-	-	-	-	-	-	-
Weston	-	-	-	-	-	-	-	-	-
Total	<u>1,823</u>	94	1	882	<u>2,355</u>	1,552	9	0	198



Statewide House Candidates Official Summary
Wyoming General Election - November 6, 2018

House District 41					
	Bill Henderson (R)	Sean Castaneda (D)	Write-Ins	Over Votes	Under Votes
Albany	-	-	-	-	-
Big Horn	-	-	-	-	-
Campbell	-	-	-	-	-
Carbon	-	-	-	-	-
Converse	-	-	-	-	-
Crook	-	-	-	-	-
Fremont	-	-	-	-	-
Goshen	-	-	-	-	-
Hot Springs	-	-	-	-	-
Johnson	-	-	-	-	-
Laramie	1,552	1,507	4	0	96
Lincoln	-	-	-	-	-
Natrona	-	-	-	-	-
Niobrara	-	-	-	-	-
Park	-	-	-	-	-
Platte	-	-	-	-	-
Sheridan	-	-	-	-	-
Sublette	-	-	-	-	-
Sweetwater	-	-	-	-	-
Teton	-	-	-	-	-
Uinta	-	-	-	-	-
Washakie	-	-	-	-	-
Weston	-	-	-	-	-
Total	<u>1,552</u>	1,507	4	0	96



Statewide House Candidates Official Summary
Wyoming General Election - November 6, 2018

	House District 42					House District 43			
	Jim Blackburn (R)	Juliet Daniels (D)	Write-Ins	Over Votes	Under Votes	Dan Zwonitzer (R)	Write-Ins	Over Votes	Under Votes
Albany	-	-	-	-	-	-	-	-	-
Big Horn	-	-	-	-	-	-	-	-	-
Campbell	-	-	-	-	-	-	-	-	-
Carbon	-	-	-	-	-	-	-	-	-
Converse	-	-	-	-	-	-	-	-	-
Crook	-	-	-	-	-	-	-	-	-
Fremont	-	-	-	-	-	-	-	-	-
Goshen	-	-	-	-	-	-	-	-	-
Hot Springs	-	-	-	-	-	-	-	-	-
Johnson	-	-	-	-	-	-	-	-	-
Laramie	2,187	1,130	5	0	161	1,901	56	0	470
Lincoln	-	-	-	-	-	-	-	-	-
Natrona	-	-	-	-	-	-	-	-	-
Niobrara	-	-	-	-	-	-	-	-	-
Park	-	-	-	-	-	-	-	-	-
Platte	-	-	-	-	-	-	-	-	-
Sheridan	-	-	-	-	-	-	-	-	-
Sublette	-	-	-	-	-	-	-	-	-
Sweetwater	-	-	-	-	-	-	-	-	-
Teton	-	-	-	-	-	-	-	-	-
Uinta	-	-	-	-	-	-	-	-	-
Washakie	-	-	-	-	-	-	-	-	-
Weston	-	-	-	-	-	-	-	-	-
Total	<u>2,187</u>	1,130	5	0	161	<u>1,901</u>	56	0	470



Statewide House Candidates Official Summary
 Wyoming General Election - November 6, 2018

House District 44					
	Paul E. Johnson (R)	Sara Burlingame (D)	Write-Ins	Over Votes	Under Votes
Albany	-	-	-	-	-
Big Horn	-	-	-	-	-
Campbell	-	-	-	-	-
Carbon	-	-	-	-	-
Converse	-	-	-	-	-
Crook	-	-	-	-	-
Fremont	-	-	-	-	-
Goshen	-	-	-	-	-
Hot Springs	-	-	-	-	-
Johnson	-	-	-	-	-
Laramie	989	1,058	3	0	49
Lincoln	-	-	-	-	-
Natrona	-	-	-	-	-
Niobrara	-	-	-	-	-
Park	-	-	-	-	-
Platte	-	-	-	-	-
Sheridan	-	-	-	-	-
Sublette	-	-	-	-	-
Sweetwater	-	-	-	-	-
Teton	-	-	-	-	-
Uinta	-	-	-	-	-
Washakie	-	-	-	-	-
Weston	-	-	-	-	-
Total	989	<u>1,058</u>	3	0	49



Statewide House Candidates Official Summary
Wyoming General Election - November 6, 2018

House District 45					
	Roxie Jackson Hensley (R)	Charles F. Pelkey (D)	Write-Ins	Over Votes	Under Votes
Albany	1,185	1,784	6	3	152
Big Horn	-	-	-	-	-
Campbell	-	-	-	-	-
Carbon	-	-	-	-	-
Converse	-	-	-	-	-
Crook	-	-	-	-	-
Fremont	-	-	-	-	-
Goshen	-	-	-	-	-
Hot Springs	-	-	-	-	-
Johnson	-	-	-	-	-
Laramie	-	-	-	-	-
Lincoln	-	-	-	-	-
Natrona	-	-	-	-	-
Niobrara	-	-	-	-	-
Park	-	-	-	-	-
Platte	-	-	-	-	-
Sheridan	-	-	-	-	-
Sublette	-	-	-	-	-
Sweetwater	-	-	-	-	-
Teton	-	-	-	-	-
Uinta	-	-	-	-	-
Washakie	-	-	-	-	-
Weston	-	-	-	-	-
Total	1,185	<u>1,784</u>	6	3	152



**Statewide House Candidates Official Summary
Wyoming General Election - November 6, 2018**

	House District 46					House District 47			
	Bill Haley (R)	Jackie Grimes (D)	Write-Ins	Over Votes	Under Votes	Jerry Paxton (R)	Write-Ins	Over Votes	Under Votes
Albany	2,317	1,944	10	1	206	102	4	0	12
Big Horn	-	-	-	-	-	-	-	-	-
Campbell	-	-	-	-	-	-	-	-	-
Carbon	-	-	-	-	-	2,269	36	0	397
Converse	-	-	-	-	-	-	-	-	-
Crook	-	-	-	-	-	-	-	-	-
Fremont	-	-	-	-	-	-	-	-	-
Goshen	-	-	-	-	-	-	-	-	-
Hot Springs	-	-	-	-	-	-	-	-	-
Johnson	-	-	-	-	-	-	-	-	-
Laramie	-	-	-	-	-	-	-	-	-
Lincoln	-	-	-	-	-	-	-	-	-
Natrona	-	-	-	-	-	-	-	-	-
Niobrara	-	-	-	-	-	-	-	-	-
Park	-	-	-	-	-	-	-	-	-
Platte	-	-	-	-	-	-	-	-	-
Sheridan	-	-	-	-	-	-	-	-	-
Sublette	-	-	-	-	-	-	-	-	-
Sweetwater	-	-	-	-	-	541	0	0	50
Teton	-	-	-	-	-	-	-	-	-
Uinta	-	-	-	-	-	-	-	-	-
Washakie	-	-	-	-	-	-	-	-	-
Weston	-	-	-	-	-	-	-	-	-
Total	<u>2,317</u>	1,944	10	1	206	<u>2,912</u>	40	0	459



Statewide House Candidates Official Summary
Wyoming General Election - November 6, 2018

	House District 48				House District 49			
	Clark Stith (R)	Write-Ins	Over Votes	Under Votes	Garry Piiparinen (R)	Write-Ins	Over Votes	Under Votes
Albany	-	-	-	-	-	-	-	-
Big Horn	-	-	-	-	-	-	-	-
Campbell	-	-	-	-	-	-	-	-
Carbon	-	-	-	-	-	-	-	-
Converse	-	-	-	-	-	-	-	-
Crook	-	-	-	-	-	-	-	-
Fremont	-	-	-	-	-	-	-	-
Goshen	-	-	-	-	-	-	-	-
Hot Springs	-	-	-	-	-	-	-	-
Johnson	-	-	-	-	-	-	-	-
Laramie	-	-	-	-	-	-	-	-
Lincoln	-	-	-	-	-	-	-	-
Natrona	-	-	-	-	-	-	-	-
Niobrara	-	-	-	-	-	-	-	-
Park	-	-	-	-	-	-	-	-
Platte	-	-	-	-	-	-	-	-
Sheridan	-	-	-	-	-	-	-	-
Sublette	-	-	-	-	-	-	-	-
Sweetwater	1,882	66	0	712	-	-	-	-
Teton	-	-	-	-	-	-	-	-
Uinta	-	-	-	-	2,166	77	0	548
Washakie	-	-	-	-	-	-	-	-
Weston	-	-	-	-	-	-	-	-
Total	<u>1,882</u>	66	0	712	<u>2,166</u>	77	0	548



Statewide House Candidates Official Summary
Wyoming General Election - November 6, 2018

	House District 50					House District 51				
	David Northrup (R)	Mike Specht (D)	Write-Ins	Over Votes	Under Votes	Cyrus Western (R)	Write-Ins	Over Votes	Under Votes	
Albany	-	-	-	-	-	-	-	-	-	
Big Horn	-	-	-	-	-	-	-	-	-	
Campbell	-	-	-	-	-	-	-	-	-	
Carbon	-	-	-	-	-	-	-	-	-	
Converse	-	-	-	-	-	-	-	-	-	
Crook	-	-	-	-	-	-	-	-	-	
Fremont	-	-	-	-	-	-	-	-	-	
Goshen	-	-	-	-	-	-	-	-	-	
Hot Springs	-	-	-	-	-	-	-	-	-	
Johnson	-	-	-	-	-	-	-	-	-	
Laramie	-	-	-	-	-	-	-	-	-	
Lincoln	-	-	-	-	-	-	-	-	-	
Natrona	-	-	-	-	-	-	-	-	-	
Niobrara	-	-	-	-	-	-	-	-	-	
Park	3,288	763	22	2	152	-	-	-	-	
Platte	-	-	-	-	-	-	-	-	-	
Sheridan	-	-	-	-	-	4,140	76	1	830	
Sublette	-	-	-	-	-	-	-	-	-	
Sweetwater	-	-	-	-	-	-	-	-	-	
Teton	-	-	-	-	-	-	-	-	-	
Uinta	-	-	-	-	-	-	-	-	-	
Washakie	-	-	-	-	-	-	-	-	-	
Weston	-	-	-	-	-	-	-	-	-	
Total	<u>3,288</u>	763	22	2	152	<u>4,140</u>	76	1	830	



Statewide House Candidates Official Summary
Wyoming General Election - November 6, 2018

	House District 52				House District 53			
	William (Bill) Pownall (R)	Write-Ins	Over Votes	Under Votes	Roy Edwards (R)	Write-Ins	Over Votes	Under Votes
Albany	-	-	-	-	-	-	-	-
Big Horn	-	-	-	-	-	-	-	-
Campbell	2,060	86	0	417	1,793	48	1	357
Carbon	-	-	-	-	-	-	-	-
Converse	-	-	-	-	-	-	-	-
Crook	-	-	-	-	-	-	-	-
Fremont	-	-	-	-	-	-	-	-
Goshen	-	-	-	-	-	-	-	-
Hot Springs	-	-	-	-	-	-	-	-
Johnson	-	-	-	-	-	-	-	-
Laramie	-	-	-	-	-	-	-	-
Lincoln	-	-	-	-	-	-	-	-
Natrona	-	-	-	-	-	-	-	-
Niobrara	-	-	-	-	-	-	-	-
Park	-	-	-	-	-	-	-	-
Platte	-	-	-	-	-	-	-	-
Sheridan	-	-	-	-	-	-	-	-
Sublette	-	-	-	-	-	-	-	-
Sweetwater	-	-	-	-	-	-	-	-
Teton	-	-	-	-	-	-	-	-
Uinta	-	-	-	-	-	-	-	-
Washakie	-	-	-	-	-	-	-	-
Weston	-	-	-	-	-	-	-	-
Total	<u>2,060</u>	86	0	417	<u>1,793</u>	48	1	357



Statewide House Candidates Official Summary
 Wyoming General Election - November 6, 2018

House District 54					
	Lloyd Charles Larsen (R)	Mark Calhoun (D)	Write-Ins	Over Votes	Under Votes
Albany	-	-	-	-	-
Big Horn	-	-	-	-	-
Campbell	-	-	-	-	-
Carbon	-	-	-	-	-
Converse	-	-	-	-	-
Crook	-	-	-	-	-
Fremont	2,305	2,073	5	1	121
Goshen	-	-	-	-	-
Hot Springs	-	-	-	-	-
Johnson	-	-	-	-	-
Laramie	-	-	-	-	-
Lincoln	-	-	-	-	-
Natrona	-	-	-	-	-
Niobrara	-	-	-	-	-
Park	-	-	-	-	-
Platte	-	-	-	-	-
Sheridan	-	-	-	-	-
Sublette	-	-	-	-	-
Sweetwater	-	-	-	-	-
Teton	-	-	-	-	-
Uinta	-	-	-	-	-
Washakie	-	-	-	-	-
Weston	-	-	-	-	-
Total	<u>2,305</u>	2,073	5	1	121



**Statewide House Candidates Official Summary
Wyoming General Election - November 6, 2018**

	House District 55					House District 56			
	David R Miller (R)	Bethany Baldes (L)	Write-Ins	Over Votes	Under Votes	Jerry Obermueller (R)	Write-Ins	Over Votes	Under Votes
Albany	-	-	-	-	-	-	-	-	-
Big Horn	-	-	-	-	-	-	-	-	-
Campbell	-	-	-	-	-	-	-	-	-
Carbon	-	-	-	-	-	-	-	-	-
Converse	-	-	-	-	-	-	-	-	-
Crook	-	-	-	-	-	-	-	-	-
Fremont	1,645	1,592	11	5	122	-	-	-	-
Goshen	-	-	-	-	-	-	-	-	-
Hot Springs	-	-	-	-	-	-	-	-	-
Johnson	-	-	-	-	-	-	-	-	-
Laramie	-	-	-	-	-	-	-	-	-
Lincoln	-	-	-	-	-	-	-	-	-
Natrona	-	-	-	-	-	2,240	89	1	707
Niobrara	-	-	-	-	-	-	-	-	-
Park	-	-	-	-	-	-	-	-	-
Platte	-	-	-	-	-	-	-	-	-
Sheridan	-	-	-	-	-	-	-	-	-
Sublette	-	-	-	-	-	-	-	-	-
Sweetwater	-	-	-	-	-	-	-	-	-
Teton	-	-	-	-	-	-	-	-	-
Uinta	-	-	-	-	-	-	-	-	-
Washakie	-	-	-	-	-	-	-	-	-
Weston	-	-	-	-	-	-	-	-	-
Total	<u>1,645</u>	1,592	11	5	122	<u>2,240</u>	89	1	707



Statewide House Candidates Official Summary
Wyoming General Election - November 6, 2018

	House District 57					House District 58			
	Chuck Gray (R)	Jane Ifland (D)	Write-Ins	Over Votes	Under Votes	Patrick "Pat" Sweeney (R)	Write-Ins	Over Votes	Under Votes
Albany	-	-	-	-	-	-	-	-	-
Big Horn	-	-	-	-	-	-	-	-	-
Campbell	-	-	-	-	-	-	-	-	-
Carbon	-	-	-	-	-	-	-	-	-
Converse	-	-	-	-	-	-	-	-	-
Crook	-	-	-	-	-	-	-	-	-
Fremont	-	-	-	-	-	-	-	-	-
Goshen	-	-	-	-	-	-	-	-	-
Hot Springs	-	-	-	-	-	-	-	-	-
Johnson	-	-	-	-	-	-	-	-	-
Laramie	-	-	-	-	-	-	-	-	-
Lincoln	-	-	-	-	-	-	-	-	-
Natrona	1,542	989	12	0	95	1,883	75	0	356
Niobrara	-	-	-	-	-	-	-	-	-
Park	-	-	-	-	-	-	-	-	-
Platte	-	-	-	-	-	-	-	-	-
Sheridan	-	-	-	-	-	-	-	-	-
Sublette	-	-	-	-	-	-	-	-	-
Sweetwater	-	-	-	-	-	-	-	-	-
Teton	-	-	-	-	-	-	-	-	-
Uinta	-	-	-	-	-	-	-	-	-
Washakie	-	-	-	-	-	-	-	-	-
Weston	-	-	-	-	-	-	-	-	-
Total	<u>1,542</u>	989	12	0	95	<u>1,883</u>	75	0	356



**Statewide House Candidates Official Summary
Wyoming General Election - November 6, 2018**

	House District 59					House District 60			
	Bunky Loucks (R)	Laurie L Longtine (D)	Write-Ins	Over Votes	Under Votes	John L. Freeman (D)	Write-Ins	Over Votes	Under Votes
Albany	-	-	-	-	-	-	-	-	-
Big Horn	-	-	-	-	-	-	-	-	-
Campbell	-	-	-	-	-	-	-	-	-
Carbon	-	-	-	-	-	-	-	-	-
Converse	-	-	-	-	-	-	-	-	-
Crook	-	-	-	-	-	-	-	-	-
Fremont	-	-	-	-	-	-	-	-	-
Goshen	-	-	-	-	-	-	-	-	-
Hot Springs	-	-	-	-	-	-	-	-	-
Johnson	-	-	-	-	-	-	-	-	-
Laramie	-	-	-	-	-	-	-	-	-
Lincoln	-	-	-	-	-	-	-	-	-
Natrona	1,700	843	8	2	76	-	-	-	-
Niobrara	-	-	-	-	-	-	-	-	-
Park	-	-	-	-	-	-	-	-	-
Platte	-	-	-	-	-	-	-	-	-
Sheridan	-	-	-	-	-	-	-	-	-
Sublette	-	-	-	-	-	-	-	-	-
Sweetwater	-	-	-	-	-	2,208	104	0	777
Teton	-	-	-	-	-	-	-	-	-
Uinta	-	-	-	-	-	-	-	-	-
Washakie	-	-	-	-	-	-	-	-	-
Weston	-	-	-	-	-	-	-	-	-
Total	<u>1,700</u>	843	8	2	76	<u>2,208</u>	104	0	777




Judicial Retention

Summary



2018

GENERAL
ELECTION
★ ★ ★





**Statewide Judicial Retentions Official Summary
Wyoming General Election - November 6, 2018**

	District Court Judge, Second Judicial District Dawnessa Snyder				District Court Judge, Second Judicial District Tori R.A. Kricken			
	Yes	No	Over Votes	Under Votes	Yes	No	Over Votes	Under Votes
Albany	9,509	1,789	6	3,211	10,352	1,583	0	2,580
Big Horn	-	-	-	-	-	-	-	-
Campbell	-	-	-	-	-	-	-	-
Carbon	3,915	839	0	483	3,686	810	0	741
Converse	-	-	-	-	-	-	-	-
Crook	-	-	-	-	-	-	-	-
Fremont	-	-	-	-	-	-	-	-
Goshen	-	-	-	-	-	-	-	-
Hot Springs	-	-	-	-	-	-	-	-
Johnson	-	-	-	-	-	-	-	-
Laramie	-	-	-	-	-	-	-	-
Lincoln	-	-	-	-	-	-	-	-
Natrona	-	-	-	-	-	-	-	-
Niobrara	-	-	-	-	-	-	-	-
Park	-	-	-	-	-	-	-	-
Platte	-	-	-	-	-	-	-	-
Sheridan	-	-	-	-	-	-	-	-
Sublette	-	-	-	-	-	-	-	-
Sweetwater	-	-	-	-	-	-	-	-
Teton	-	-	-	-	-	-	-	-
Uinta	-	-	-	-	-	-	-	-
Washakie	-	-	-	-	-	-	-	-
Weston	-	-	-	-	-	-	-	-
Total	<u>13,424</u>	2,628	6	3,694	<u>14,038</u>	2,393	0	3,321



**Statewide Judicial Retentions Official Summary
Wyoming General Election - November 6, 2018**

	District Court Judge, Fifth Judicial District Bill Simpson				District Court Judge, Sixth Judicial District Michael N. "Nick" Deegan			
	Yes	No	Over Votes	Under Votes	Yes	No	Over Votes	Under Votes
Albany	-	-	-	-	-	-	-	-
Big Horn	3,385	586	1	386	-	-	-	-
Campbell	-	-	-	-	10,051	1,897	4	1,228
Carbon	-	-	-	-	-	-	-	-
Converse	-	-	-	-	-	-	-	-
Crook	-	-	-	-	2,160	453	1	522
Fremont	-	-	-	-	-	-	-	-
Goshen	-	-	-	-	-	-	-	-
Hot Springs	1,597	345	1	342	-	-	-	-
Johnson	-	-	-	-	-	-	-	-
Laramie	-	-	-	-	-	-	-	-
Lincoln	-	-	-	-	-	-	-	-
Natrona	-	-	-	-	-	-	-	-
Niobrara	-	-	-	-	-	-	-	-
Park	9,364	1,569	6	979	-	-	-	-
Platte	-	-	-	-	-	-	-	-
Sheridan	-	-	-	-	-	-	-	-
Sublette	-	-	-	-	-	-	-	-
Sweetwater	-	-	-	-	-	-	-	-
Teton	-	-	-	-	-	-	-	-
Uinta	-	-	-	-	-	-	-	-
Washakie	2,324	402	3	416	-	-	-	-
Weston	-	-	-	-	1,823	553	1	360
Total	16,670	2,902	11	2,123	14,034	2,903	6	2,110



**Statewide Judicial Retentions Official Summary
Wyoming General Election - November 6, 2018**

	District Court Judge, Seventh Judicial District Catherine E. Wilking				District Court Judge, Eighth Judicial District F. Scott Peasley			
	Yes	No	Over Votes	Under Votes	Yes	No	Over Votes	Under Votes
Albany	-	-	-	-	-	-	-	-
Big Horn	-	-	-	-	-	-	-	-
Campbell	-	-	-	-	-	-	-	-
Carbon	-	-	-	-	-	-	-	-
Converse	-	-	-	-	4,067	555	0	378
Crook	-	-	-	-	-	-	-	-
Fremont	-	-	-	-	-	-	-	-
Goshen	-	-	-	-	3,626	702	4	518
Hot Springs	-	-	-	-	-	-	-	-
Johnson	-	-	-	-	-	-	-	-
Laramie	-	-	-	-	-	-	-	-
Lincoln	-	-	-	-	-	-	-	-
Natrona	17,993	3,723	7	2,939	-	-	-	-
Niobrara	-	-	-	-	816	176	0	192
Park	-	-	-	-	-	-	-	-
Platte	-	-	-	-	2,921	580	0	319
Sheridan	-	-	-	-	-	-	-	-
Sublette	-	-	-	-	-	-	-	-
Sweetwater	-	-	-	-	-	-	-	-
Teton	-	-	-	-	-	-	-	-
Uinta	-	-	-	-	-	-	-	-
Washakie	-	-	-	-	-	-	-	-
Weston	-	-	-	-	-	-	-	-
Total	<u>17,993</u>	3,723	7	2,939	<u>11,430</u>	2,013	4	1,407



**Statewide Judicial Retentions Official Summary
Wyoming General Election - November 6, 2018**

	District Court Judge, Ninth Judicial District Timothy C. Day				Circuit Court Judge, First Judicial District Denise Nau			
	Yes	No	Over Votes	Under Votes	Yes	No	Over Votes	Under Votes
Albany	-	-	-	-	-	-	-	-
Big Horn	-	-	-	-	-	-	-	-
Campbell	-	-	-	-	-	-	-	-
Carbon	-	-	-	-	-	-	-	-
Converse	-	-	-	-	-	-	-	-
Crook	-	-	-	-	-	-	-	-
Fremont	9,805	2,359	8	2,355	-	-	-	-
Goshen	-	-	-	-	-	-	-	-
Hot Springs	-	-	-	-	-	-	-	-
Johnson	-	-	-	-	-	-	-	-
Laramie	-	-	-	-	18,725	11,081	1	3,049
Lincoln	-	-	-	-	-	-	-	-
Natrona	-	-	-	-	-	-	-	-
Niobrara	-	-	-	-	-	-	-	-
Park	-	-	-	-	-	-	-	-
Platte	-	-	-	-	-	-	-	-
Sheridan	-	-	-	-	-	-	-	-
Sublette	2,450	469	0	529	-	-	-	-
Sweetwater	-	-	-	-	-	-	-	-
Teton	8,364	1,304	3	2,181	-	-	-	-
Uinta	-	-	-	-	-	-	-	-
Washakie	-	-	-	-	-	-	-	-
Weston	-	-	-	-	-	-	-	-
Total	<u>20,619</u>	4,132	11	5,065	<u>18,725</u>	11,081	1	3,049



**Statewide Judicial Retentions Official Summary
Wyoming General Election - November 6, 2018**

	Circuit Court Judge, Second Judicial District Robert A. Castor				Circuit Court Judge, Third Judicial District Craig L. Jones			
	Yes	No	Over Votes	Under Votes	Yes	No	Over Votes	Under Votes
Albany	10,090	2,150	8	2,267	-	-	-	-
Big Horn	-	-	-	-	-	-	-	-
Campbell	-	-	-	-	-	-	-	-
Carbon	3,706	778	1	752	-	-	-	-
Converse	-	-	-	-	-	-	-	-
Crook	-	-	-	-	-	-	-	-
Fremont	-	-	-	-	-	-	-	-
Goshen	-	-	-	-	-	-	-	-
Hot Springs	-	-	-	-	-	-	-	-
Johnson	-	-	-	-	-	-	-	-
Laramie	-	-	-	-	-	-	-	-
Lincoln	-	-	-	-	5,043	1,011	4	1,209
Natrona	-	-	-	-	-	-	-	-
Niobrara	-	-	-	-	-	-	-	-
Park	-	-	-	-	-	-	-	-
Platte	-	-	-	-	-	-	-	-
Sheridan	-	-	-	-	-	-	-	-
Sublette	-	-	-	-	-	-	-	-
Sweetwater	-	-	-	-	8,453	2,607	6	2,050
Teton	-	-	-	-	-	-	-	-
Uinta	-	-	-	-	4,290	1,091	3	963
Washakie	-	-	-	-	-	-	-	-
Weston	-	-	-	-	-	-	-	-
Total	<u>13,796</u>	2,928	9	3,019	<u>17,786</u>	4,709	13	4,222



**Statewide Judicial Retentions Official Summary
Wyoming General Election - November 6, 2018**

	Circuit Court Judge, Third Judicial District John R. Prokos				Circuit Court Judge, Third Judicial District Frank J. Zebre			
	Yes	No	Over Votes	Under Votes	Yes	No	Over Votes	Under Votes
Albany	-	-	-	-	-	-	-	-
Big Horn	-	-	-	-	-	-	-	-
Campbell	-	-	-	-	-	-	-	-
Carbon	-	-	-	-	-	-	-	-
Converse	-	-	-	-	-	-	-	-
Crook	-	-	-	-	-	-	-	-
Fremont	-	-	-	-	-	-	-	-
Goshen	-	-	-	-	-	-	-	-
Hot Springs	-	-	-	-	-	-	-	-
Johnson	-	-	-	-	-	-	-	-
Laramie	-	-	-	-	-	-	-	-
Lincoln	4,951	1,061	3	1,252	5,199	1,125	0	943
Natrona	-	-	-	-	-	-	-	-
Niobrara	-	-	-	-	-	-	-	-
Park	-	-	-	-	-	-	-	-
Platte	-	-	-	-	-	-	-	-
Sheridan	-	-	-	-	-	-	-	-
Sublette	-	-	-	-	-	-	-	-
Sweetwater	8,593	2,448	7	2,068	8,479	2,520	2	2,115
Teton	-	-	-	-	-	-	-	-
Uinta	4,186	1,121	0	1,040	4,252	1,070	0	1,025
Washakie	-	-	-	-	-	-	-	-
Weston	-	-	-	-	-	-	-	-
Total	<u>17,730</u>	4,630	10	4,360	<u>17,930</u>	4,715	2	4,083



**Statewide Judicial Retentions Official Summary
Wyoming General Election - November 6, 2018**

	Circuit Court Judge, Fourth Judicial District Shelley A. Cundiff				Circuit Court Judge, Fifth Judicial District Bruce B. Waters			
	Yes	No	Over Votes	Under Votes	Yes	No	Over Votes	Under Votes
Albany	-	-	-	-	-	-	-	-
Big Horn	-	-	-	-	3,322	539	1	496
Campbell	-	-	-	-	-	-	-	-
Carbon	-	-	-	-	-	-	-	-
Converse	-	-	-	-	-	-	-	-
Crook	-	-	-	-	-	-	-	-
Fremont	-	-	-	-	-	-	-	-
Goshen	-	-	-	-	-	-	-	-
Hot Springs	-	-	-	-	1,594	319	0	372
Johnson	1,576	1,952	1	400	-	-	-	-
Laramie	-	-	-	-	-	-	-	-
Lincoln	-	-	-	-	-	-	-	-
Natrona	-	-	-	-	-	-	-	-
Niobrara	-	-	-	-	-	-	-	-
Park	-	-	-	-	8,991	1,625	6	1,296
Platte	-	-	-	-	-	-	-	-
Sheridan	7,702	2,558	1	1,645	-	-	-	-
Sublette	-	-	-	-	-	-	-	-
Sweetwater	-	-	-	-	-	-	-	-
Teton	-	-	-	-	-	-	-	-
Uinta	-	-	-	-	-	-	-	-
Washakie	-	-	-	-	2,307	368	1	469
Weston	-	-	-	-	-	-	-	-
Total	9,278	4,510	2	2,045	16,214	2,851	8	2,633



**Statewide Judicial Retentions Official Summary
Wyoming General Election - November 6, 2018**

	Circuit Court Judge, Sixth Judicial District Paul S. Phillips				Circuit Court Judge, Seventh Judicial District Michael N. Patchen			
	Yes	No	Over Votes	Under Votes	Yes	No	Over Votes	Under Votes
Albany	-	-	-	-	-	-	-	-
Big Horn	-	-	-	-	-	-	-	-
Campbell	9,684	1,856	0	1,640	-	-	-	-
Carbon	-	-	-	-	-	-	-	-
Converse	-	-	-	-	-	-	-	-
Crook	2,106	424	0	606	-	-	-	-
Fremont	-	-	-	-	-	-	-	-
Goshen	-	-	-	-	-	-	-	-
Hot Springs	-	-	-	-	-	-	-	-
Johnson	-	-	-	-	-	-	-	-
Laramie	-	-	-	-	-	-	-	-
Lincoln	-	-	-	-	-	-	-	-
Natrona	-	-	-	-	17,613	3,645	4	3,400
Niobrara	-	-	-	-	-	-	-	-
Park	-	-	-	-	-	-	-	-
Platte	-	-	-	-	-	-	-	-
Sheridan	-	-	-	-	-	-	-	-
Sublette	-	-	-	-	-	-	-	-
Sweetwater	-	-	-	-	-	-	-	-
Teton	-	-	-	-	-	-	-	-
Uinta	-	-	-	-	-	-	-	-
Washakie	-	-	-	-	-	-	-	-
Weston	1,804	530	0	403	-	-	-	-
Total	<u>13,594</u>	2,810	0	2,649	<u>17,613</u>	3,645	4	3,400



**Statewide Judicial Retentions Official Summary
Wyoming General Election - November 6, 2018**

	Circuit Court Judge, Eighth Judicial District Randal R. Arp				Circuit Court Judge, Ninth Judicial District Wesley A. Roberts			
	Yes	No	Over Votes	Under Votes	Yes	No	Over Votes	Under Votes
Albany	-	-	-	-	-	-	-	-
Big Horn	-	-	-	-	-	-	-	-
Campbell	-	-	-	-	-	-	-	-
Carbon	-	-	-	-	-	-	-	-
Converse	3,664	654	1	681	-	-	-	-
Crook	-	-	-	-	-	-	-	-
Fremont	-	-	-	-	9,997	2,435	1	2,094
Goshen	3,801	692	1	356	-	-	-	-
Hot Springs	-	-	-	-	-	-	-	-
Johnson	-	-	-	-	-	-	-	-
Laramie	-	-	-	-	-	-	-	-
Lincoln	-	-	-	-	-	-	-	-
Natrona	-	-	-	-	-	-	-	-
Niobrara	797	191	0	196	-	-	-	-
Park	-	-	-	-	-	-	-	-
Platte	2,683	668	0	469	-	-	-	-
Sheridan	-	-	-	-	-	-	-	-
Sublette	-	-	-	-	2,381	443	0	624
Sweetwater	-	-	-	-	-	-	-	-
Teton	-	-	-	-	7,291	1,184	1	3,376
Uinta	-	-	-	-	-	-	-	-
Washakie	-	-	-	-	-	-	-	-
Weston	-	-	-	-	-	-	-	-
Total	<u>10,945</u>	2,205	2	1,702	<u>19,669</u>	4,062	2	6,094




Precinct-by-Precinct

Summaries



2018

GENERAL
ELECTION
★ ★ ★





**Albany County Official Precinct-by-Precinct Summary
Wyoming General Election - November 6, 2018**

United States Senator						
	John Barrasso (R)	Gary Trauner (D)	Joseph Porambo (L)	Write-Ins	Over Votes	Under Votes
Shields Street. Aux. Gym (Old H.S.) 13-1	587	821	56	4	1	8
Shields Street. Aux. Gym (Old H.S.) 13-2	89	277	11	2	0	1
Spring Creek Elementary School 13-3	409	936	49	3	0	12
National Guard Armory 14-1	1,300	1,580	68	2	2	14
Laramie Peak Fire Hall 14-11	370	172	11	1	0	3
Linford Elementary School 45-1	822	619	53	8	1	12
Lincoln Community Center 45-2	433	1,102	64	5	0	11
New Laramie High School 46-1	355	554	29	1	0	6
New Laramie High School 46-2	504	751	31	4	0	6
Albany County Fairgrounds 46-11	1,005	554	43	3	0	17
Harmony School 46-12	243	93	10	0	0	1
Centennial School 46-13	155	98	12	2	0	1
Rock River Town Hall 47-11	94	19	5	0	0	0
Total	6,366	7,576	442	35	4	92



**Albany County Official Precinct-by-Precinct Summary
Wyoming General Election - November 6, 2018**

United States Representative

Shields Street. Aux. Gym (Old H.S.) 13-1
 Shields Street. Aux. Gym (Old H.S.) 13-2
 Spring Creek Elementary School 13-3
 National Guard Armory 14-1
 Laramie Peak Fire Hall 14-11
 Linford Elementary School 45-1
 Lincoln Community Center 45-2
 New Laramie High School 46-1
 New Laramie High School 46-2
 Albany County Fairgrounds 46-11
 Harmony School 46-12
 Centennial School 46-13
 Rock River Town Hall 47-11

	Liz Cheney (R)	Greg Hunter (D)	Richard Brubaker (L)	Daniel Clyde Cummings (C)	Write-Ins	Over Votes	Under Votes
	541	788	80	45	4	2	17
	79	272	18	6	2	0	3
	368	927	57	26	8	1	22
	1,212	1,555	112	40	7	3	37
	349	175	14	12	0	0	7
	742	626	72	50	6	3	16
	379	1,100	69	36	9	0	22
	333	544	42	10	4	1	11
	456	749	49	21	4	1	16
	941	557	63	34	4	0	23
	236	94	8	5	1	0	3
	143	102	13	8	0	0	2
	89	20	3	2	0	0	4
Total	5,868	7,509	600	295	49	11	183



**Albany County Official Precinct-by-Precinct Summary
Wyoming General Election - November 6, 2018**

	Governor						
	Mark Gordon (R)	Mary A. Throne (D)	Lawrence Gerard Struempf (L)	Rex "T-Rex" Rammell (C)	Write-Ins	Over Votes	Under Votes
Shields Street. Aux. Gym (Old H.S.) 13-1	607	768	43	39	10	0	10
Shields Street. Aux. Gym (Old H.S.) 13-2	107	250	10	10	1	0	2
Spring Creek Elementary School 13-3	437	879	47	26	5	1	14
National Guard Armory 14-1	1,338	1,489	70	39	14	1	15
Laramie Peak Fire Hall 14-11	359	162	8	20	6	0	2
Linford Elementary School 45-1	810	596	39	41	11	0	18
Lincoln Community Center 45-2	463	1,034	53	48	5	0	12
New Laramie High School 46-1	370	518	29	19	3	1	5
New Laramie High School 46-2	523	712	26	20	7	0	8
Albany County Fairgrounds 46-11	983	532	37	49	9	0	12
Harmony School 46-12	241	89	5	10	1	0	1
Centennial School 46-13	161	89	10	4	2	0	2
Rock River Town Hall 47-11	95	19	2	1	1	0	0
Total	6,494	7,137	379	326	75	3	101



**Albany County Official Precinct-by-Precinct Summary
Wyoming General Election - November 6, 2018**

	Secretary of State					
	Edward Buchanan (R)	James W. Byrd (D)	Kit Carson III (L)	Write-Ins	Over Votes	Under Votes
Shields Street. Aux. Gym (Old H.S.) 13-1	626	710	91	1	0	49
Shields Street. Aux. Gym (Old H.S.) 13-2	106	237	20	0	0	17
Spring Creek Elementary School 13-3	432	845	67	2	0	63
National Guard Armory 14-1	1,352	1,357	130	1	1	125
Laramie Peak Fire Hall 14-11	383	150	11	0	0	13
Linford Elementary School 45-1	847	549	70	2	1	46
Lincoln Community Center 45-2	468	984	90	2	1	70
New Laramie High School 46-1	392	473	47	1	0	32
New Laramie High School 46-2	543	665	49	0	0	39
Albany County Fairgrounds 46-11	1,035	481	59	4	0	43
Harmony School 46-12	236	83	18	0	0	10
Centennial School 46-13	152	88	19	1	0	8
Rock River Town Hall 47-11	94	19	3	0	0	2
Total	6,666	6,641	674	14	3	517



**Albany County Official Precinct-by-Precinct Summary
Wyoming General Election - November 6, 2018**

	State Auditor				
	Kristi Racines (R)	Jeff Dockter (D)	Write-Ins	Over Votes	Under Votes
Shields Street. Aux. Gym (Old H.S.) 13-1	688	714	3	0	72
Shields Street. Aux. Gym (Old H.S.) 13-2	132	226	0	0	22
Spring Creek Elementary School 13-3	546	767	2	0	94
National Guard Armory 14-1	1,468	1,314	4	0	180
Laramie Peak Fire Hall 14-11	391	145	0	0	21
Linford Elementary School 45-1	891	549	1	0	74
Lincoln Community Center 45-2	580	928	1	1	105
New Laramie High School 46-1	440	455	0	0	50
New Laramie High School 46-2	603	635	0	0	58
Albany County Fairgrounds 46-11	1,083	468	2	0	69
Harmony School 46-12	254	82	0	0	11
Centennial School 46-13	165	89	1	0	13
Rock River Town Hall 47-11	88	25	0	0	5
Total	7,329	6,397	14	1	774



**Albany County Official Precinct-by-Precinct Summary
Wyoming General Election - November 6, 2018**

	State Treasurer					Superintendent of Public Instruction			
	Curt Meier (R)	Chris Lowry (D)	Write-Ins	Over Votes	Under Votes	Jillian Balow (R)	Write-Ins	Over Votes	Under Votes
Shields Street. Aux. Gym (Old H.S.) 13-1	694	729	3	0	51	1,044	56	0	377
Shields Street. Aux. Gym (Old H.S.) 13-2	128	232	0	0	20	239	22	0	119
Spring Creek Elementary School 13-3	500	833	2	0	74	883	68	0	458
National Guard Armory 14-1	1,456	1,383	2	0	125	2,154	139	2	671
Laramie Peak Fire Hall 14-11	397	149	0	0	11	449	13	0	95
Linford Elementary School 45-1	887	570	4	0	54	1,158	50	0	307
Lincoln Community Center 45-2	536	987	1	1	90	994	71	0	550
New Laramie High School 46-1	442	472	0	0	31	644	42	0	259
New Laramie High School 46-2	576	673	1	0	46	891	65	0	340
Albany County Fairgrounds 46-11	1,080	491	3	0	48	1,261	42	1	318
Harmony School 46-12	252	84	0	0	11	275	4	0	68
Centennial School 46-13	177	84	0	0	7	194	10	0	64
Rock River Town Hall 47-11	97	20	0	0	1	104	3	0	11
Total	7,222	6,707	16	1	569	10,290	585	3	3,637



**Albany County Official Precinct-by-Precinct Summary
Wyoming General Election - November 6, 2018**

	Senate District 9				Senate District 11				
	Chris Rothfuss (D)	Write-Ins	Over Votes	Under Votes	Larry Hicks (R)	Lee Ann Stephenson (D)	Write-Ins	Over Votes	Under Votes
Shields Street. Aux. Gym (Old H.S.) 13-1	1,076	48	0	353	-	-	-	-	-
Shields Street. Aux. Gym (Old H.S.) 13-2	295	13	0	72	-	-	-	-	-
Spring Creek Elementary School 13-3	1,071	21	0	317	-	-	-	-	-
National Guard Armory 14-1	-	-	-	-	-	-	-	-	-
Laramie Peak Fire Hall 14-11	-	-	-	-	-	-	-	-	-
Linford Elementary School 45-1	982	47	0	486	-	-	-	-	-
Lincoln Community Center 45-2	1,245	36	1	333	-	-	-	-	-
New Laramie High School 46-1	-	-	-	-	-	-	-	-	-
New Laramie High School 46-2	-	-	-	-	-	-	-	-	-
Albany County Fairgrounds 46-11	-	-	-	-	-	-	-	-	-
Harmony School 46-12	-	-	-	-	-	-	-	-	-
Centennial School 46-13	-	-	-	-	-	-	-	-	-
Rock River Town Hall 47-11	-	-	-	-	95	19	0	0	4
Total	4,669	165	1	1,561	95	19	0	0	4



**Albany County Official Precinct-by-Precinct Summary
Wyoming General Election - November 6, 2018**

	House District 13				House District 14				
	Cathy Connolly (D)	Write-Ins	Over Votes	Under Votes	Daniel Furphy (R)	Lorraine Saulino-Klein (D)	Write-Ins	Over Votes	Under Votes
Shields Street. Aux. Gym (Old H.S.) 13-1	1,098	57	0	322	-	-	-	-	-
Shields Street. Aux. Gym (Old H.S.) 13-2	294	18	0	68	-	-	-	-	-
Spring Creek Elementary School 13-3	1,085	24	0	300	-	-	-	-	-
National Guard Armory 14-1	-	-	-	-	1,349	1,462	3	1	151
Laramie Peak Fire Hall 14-11	-	-	-	-	365	166	0	0	26
Linford Elementary School 45-1	-	-	-	-	-	-	-	-	-
Lincoln Community Center 45-2	-	-	-	-	-	-	-	-	-
New Laramie High School 46-1	-	-	-	-	-	-	-	-	-
New Laramie High School 46-2	-	-	-	-	-	-	-	-	-
Albany County Fairgrounds 46-11	-	-	-	-	-	-	-	-	-
Harmony School 46-12	-	-	-	-	-	-	-	-	-
Centennial School 46-13	-	-	-	-	-	-	-	-	-
Rock River Town Hall 47-11	-	-	-	-	-	-	-	-	-
Total	2,477	99	0	690	1,714	1,628	3	1	177



**Albany County Official Precinct-by-Precinct Summary
Wyoming General Election - November 6, 2018**

Shields Street. Aux. Gym (Old H.S.) 13-1
 Shields Street. Aux. Gym (Old H.S.) 13-2
 Spring Creek Elementary School 13-3
 National Guard Armory 14-1
 Laramie Peak Fire Hall 14-11
 Linford Elementary School 45-1
 Lincoln Community Center 45-2
 New Laramie High School 46-1
 New Laramie High School 46-2
 Albany County Fairgrounds 46-11
 Harmony School 46-12
 Centennial School 46-13
 Rock River Town Hall 47-11
Total

House District 45					
	Roxie Jackson Hensley (R)	Charles F. Pelkey (D)	Write-Ins	Over Votes	Under Votes
Shields Street. Aux. Gym (Old H.S.) 13-1	-	-	-	-	-
Shields Street. Aux. Gym (Old H.S.) 13-2	-	-	-	-	-
Spring Creek Elementary School 13-3	-	-	-	-	-
National Guard Armory 14-1	-	-	-	-	-
Laramie Peak Fire Hall 14-11	-	-	-	-	-
Linford Elementary School 45-1	758	686	4	3	64
Lincoln Community Center 45-2	427	1,098	2	0	88
New Laramie High School 46-1	-	-	-	-	-
New Laramie High School 46-2	-	-	-	-	-
Albany County Fairgrounds 46-11	-	-	-	-	-
Harmony School 46-12	-	-	-	-	-
Centennial School 46-13	-	-	-	-	-
Rock River Town Hall 47-11	-	-	-	-	-
Total	1,185	1,784	6	3	152



**Albany County Official Precinct-by-Precinct Summary
Wyoming General Election - November 6, 2018**

	House District 46						House District 47			
	Bill Haley (R)	Jackie Grimes (D)	Write-Ins	Over Votes	Under Votes		Jerry Paxton (R)	Write-Ins	Over Votes	Under Votes
Shields Street. Aux. Gym (Old H.S.) 13-1	-	-	-	-	-		-	-	-	-
Shields Street. Aux. Gym (Old H.S.) 13-2	-	-	-	-	-		-	-	-	-
Spring Creek Elementary School 13-3	-	-	-	-	-		-	-	-	-
National Guard Armory 14-1	-	-	-	-	-		-	-	-	-
Laramie Peak Fire Hall 14-11	-	-	-	-	-		-	-	-	-
Linford Elementary School 45-1	-	-	-	-	-		-	-	-	-
Lincoln Community Center 45-2	-	-	-	-	-		-	-	-	-
New Laramie High School 46-1	378	530	0	0	37		-	-	-	-
New Laramie High School 46-2	511	726	2	0	57		-	-	-	-
Albany County Fairgrounds 46-11	1,013	519	3	0	87		-	-	-	-
Harmony School 46-12	241	87	1	1	17		-	-	-	-
Centennial School 46-13	174	82	4	0	8		-	-	-	-
Rock River Town Hall 47-11	-	-	-	-	-		102	4	0	12
Total	2,317	1,944	10	1	206		102	4	0	12



**Albany County Official Precinct-by-Precinct Summary
Wyoming General Election - November 6, 2018**

	District Court Judge, Second Judicial District Dawnessa Snyder					District Court Judge, Second Judicial District Tori R.A. Kricken			
	Yes	No	Over Votes	Under Votes		Yes	No	Over Votes	Under Votes
Shields Street. Aux. Gym (Old H.S.) 13-1	1,005	175	0	297		1,095	142	0	240
Shields Street. Aux. Gym (Old H.S.) 13-2	235	48	0	97		256	44	0	80
Spring Creek Elementary School 13-3	859	152	0	398		921	148	0	340
National Guard Armory 14-1	1,998	307	2	659		2,160	276	0	530
Laramie Peak Fire Hall 14-11	366	76	0	115		404	67	0	86
Linford Elementary School 45-1	1,038	200	0	277		1,133	178	0	204
Lincoln Community Center 45-2	1,005	213	1	396		1,091	184	0	340
New Laramie High School 46-1	632	101	1	211		706	88	0	151
New Laramie High School 46-2	844	156	1	295		933	139	0	224
Albany County Fairgrounds 46-11	1,055	237	1	329		1,146	217	0	259
Harmony School 46-12	212	66	0	69		238	48	0	61
Centennial School 46-13	179	35	0	54		186	31	0	51
Rock River Town Hall 47-11	81	23	0	14		83	21	0	14
Total	9,509	1,789	6	3,211		10,352	1,583	0	2,580



**Albany County Official Precinct-by-Precinct Summary
Wyoming General Election - November 6, 2018**

Circuit Court Judge, Second Judicial District Robert A. Castor				
	Yes	No	Over Votes	Under Votes
Shields Street. Aux. Gym (Old H.S.) 13-1	1,041	224	0	212
Shields Street. Aux. Gym (Old H.S.) 13-2	241	69	0	70
Spring Creek Elementary School 13-3	891	192	2	324
National Guard Armory 14-1	2,151	357	3	455
Laramie Peak Fire Hall 14-11	390	87	0	80
Linford Elementary School 45-1	1,076	253	1	185
Lincoln Community Center 45-2	1,023	290	0	302
New Laramie High School 46-1	678	130	1	136
New Laramie High School 46-2	918	172	0	206
Albany County Fairgrounds 46-11	1,173	243	1	205
Harmony School 46-12	249	52	0	46
Centennial School 46-13	176	55	0	37
Rock River Town Hall 47-11	83	26	0	9
Total	10,090	2,150	8	2,267



**Big Horn County Official Precinct-by-Precinct Summary
Wyoming General Election - November 6, 2018**

United States Senator						
	John Barrasso (R)	Gary Trauner (D)	Joseph Porambo (L)	Write-Ins	Over Votes	Under Votes
Basin-Fair Grounds 1-1	544	110	24	1	0	10
Burlington-Fire Hall 2-1	223	9	2	0	0	1
Otto-Burlington Fire Hall 3-1	73	2	2	1	0	0
Emblem-Greybull Irrigation District Office 5-1	53	3	1	0	0	0
Hayattville-Community Center 6-1	72	8	2	0	0	0
Manderson-Town Hall 8-1	103	15	1	0	0	0
Greybull-Elks Lodge 11-1	664	216	23	4	0	8
Shell-Community Hall 16-1	189	42	4	0	0	1
Lovell-Community Center 20-1	958	145	30	4	1	11
Cowley-Log Gym 22-1	335	29	7	1	1	1
Byron-Town Complex 23-1	220	31	3	0	0	5
Deaver-Community Hall 25-1	56	16	1	1	0	1
Frannie-Community Center 26-1	74	13	2	0	0	1
Total	3,564	639	102	12	2	39



**Big Horn County Official Precinct-by-Precinct Summary
Wyoming General Election - November 6, 2018**

United States Representative

	Liz Cheney (R)	Greg Hunter (D)	Richard Brubaker (L)	Daniel Clyde Cummings (C)	Write-Ins	Over Votes	Under Votes
Basin-Fair Grounds 1-1	500	110	30	36	0	1	12
Burlington-Fire Hall 2-1	212	14	2	4	0	0	3
Otto-Burlington Fire Hall 3-1	60	7	4	5	1	0	1
Emblem-Greybull Irrigation District Office 5-1	50	2	2	2	0	0	1
Hayattville-Community Center 6-1	70	7	2	3	0	0	0
Manderson-Town Hall 8-1	98	16	2	3	0	0	0
Greybull-Elks Lodge 11-1	639	208	23	30	0	2	13
Shell-Community Hall 16-1	172	46	7	8	0	0	3
Lovell-Community Center 20-1	914	147	23	49	0	0	16
Cowley-Log Gym 22-1	317	32	8	11	0	1	5
Byron-Town Complex 23-1	203	31	6	11	0	0	8
Deaver-Community Hall 25-1	52	16	2	1	0	1	3
Frannie-Community Center 26-1	72	13	1	3	0	0	1
Total	3,359	649	112	166	1	5	66



**Big Horn County Official Precinct-by-Precinct Summary
Wyoming General Election - November 6, 2018**

	Governor						
	Mark Gordon (R)	Mary A. Throne (D)	Lawrence Gerard Struempf (L)	Rex "T-Rex" Rammell (C)	Write-Ins	Over Votes	Under Votes
Basin-Fair Grounds 1-1	513	100	15	44	6	0	11
Burlington-Fire Hall 2-1	212	8	1	12	0	0	2
Otto-Burlington Fire Hall 3-1	56	7	0	10	4	0	1
Emblem-Greybull Irrigation District Office 5-1	48	2	1	3	1	0	2
Hayattville-Community Center 6-1	61	9	2	5	3	0	2
Manderson-Town Hall 8-1	92	17	2	7	0	0	1
Greybull-Elks Lodge 11-1	658	200	12	33	4	0	8
Shell-Community Hall 16-1	182	35	3	16	0	0	0
Lovell-Community Center 20-1	924	135	11	64	6	1	8
Cowley-Log Gym 22-1	321	29	4	17	0	0	3
Byron-Town Complex 23-1	199	36	4	16	0	0	4
Deaver-Community Hall 25-1	55	16	0	2	1	0	1
Frannie-Community Center 26-1	70	14	2	4	0	0	0
Total	3,391	608	57	233	25	1	43



**Big Horn County Official Precinct-by-Precinct Summary
Wyoming General Election - November 6, 2018**

	Secretary of State					
	Edward Buchanan (R)	James W. Byrd (D)	Kit Carson III (L)	Write-Ins	Over Votes	Under Votes
Basin-Fair Grounds 1-1	537	98	30	0	0	24
Burlington-Fire Hall 2-1	209	8	7	0	0	11
Otto-Burlington Fire Hall 3-1	65	4	7	1	0	1
Emblem-Greybull Irrigation District Office 5-1	51	2	1	0	0	3
Hayattville-Community Center 6-1	72	8	1	0	0	1
Manderson-Town Hall 8-1	101	12	4	0	0	2
Greybull-Elks Lodge 11-1	661	197	38	1	0	18
Shell-Community Hall 16-1	185	40	6	1	0	4
Lovell-Community Center 20-1	959	126	40	1	0	23
Cowley-Log Gym 22-1	330	21	14	0	1	8
Byron-Town Complex 23-1	209	27	11	0	0	12
Deaver-Community Hall 25-1	59	12	3	0	0	1
Frannie-Community Center 26-1	72	14	4	0	0	0
Total	3,510	569	166	4	1	108



**Big Horn County Official Precinct-by-Precinct Summary
Wyoming General Election - November 6, 2018**

	State Auditor				
	Kristi Racines (R)	Jeff Dockter (D)	Write-Ins	Over Votes	Under Votes
Basin-Fair Grounds 1-1	568	81	2	1	37
Burlington-Fire Hall 2-1	214	7	0	1	13
Otto-Burlington Fire Hall 3-1	69	5	1	0	3
Emblem-Greybull Irrigation District Office 5-1	53	2	0	0	2
Hayattville-Community Center 6-1	75	7	0	0	0
Manderson-Town Hall 8-1	104	13	0	0	2
Greybull-Elks Lodge 11-1	700	190	1	0	24
Shell-Community Hall 16-1	192	38	0	0	6
Lovell-Community Center 20-1	991	122	1	0	35
Cowley-Log Gym 22-1	340	26	0	0	8
Byron-Town Complex 23-1	218	25	0	0	16
Deaver-Community Hall 25-1	61	13	0	0	1
Frannie-Community Center 26-1	75	14	0	0	1
Total	3,660	543	5	2	148



**Big Horn County Official Precinct-by-Precinct Summary
Wyoming General Election - November 6, 2018**

	State Treasurer					Superintendent of Public Instruction				
	Curt Meier (R)	Chris Lowry (D)	Write-Ins	Over Votes	Under Votes	Jillian Balow (R)	Write-Ins	Over Votes	Under Votes	
Basin-Fair Grounds 1-1	564	92	1	0	32	610	5	0	74	
Burlington-Fire Hall 2-1	211	10	0	0	14	212	0	0	23	
Otto-Burlington Fire Hall 3-1	69	4	1	0	4	66	2	0	10	
Emblem-Greybull Irrigation District Office 5-1	52	2	0	0	3	47	0	0	10	
Hayattville-Community Center 6-1	76	6	0	0	0	76	0	0	6	
Manderson-Town Hall 8-1	102	16	0	0	1	106	0	0	13	
Greybull-Elks Lodge 11-1	697	185	2	0	31	791	3	0	121	
Shell-Community Hall 16-1	191	40	0	0	5	209	0	0	27	
Lovell-Community Center 20-1	976	142	0	0	31	1,037	5	0	107	
Cowley-Log Gym 22-1	335	28	0	0	11	342	2	0	30	
Byron-Town Complex 23-1	214	32	0	0	13	224	1	0	34	
Deaver-Community Hall 25-1	59	14	0	0	2	68	1	0	6	
Frannie-Community Center 26-1	71	18	0	0	1	82	0	0	8	
Total	3,617	589	4	0	148	3,870	19	0	469	



**Big Horn County Official Precinct-by-Precinct Summary
Wyoming General Election - November 6, 2018**

	Senate District 19				House District 26			
	R J Kost (R)	Write-Ins	Over Votes	Under Votes	Jamie Flitner (R)	Write-Ins	Over Votes	Under Votes
Basin-Fair Grounds 1-1	-	-	-	-	-	-	-	-
Burlington-Fire Hall 2-1	-	-	-	-	-	-	-	-
Otto-Burlington Fire Hall 3-1	-	-	-	-	-	-	-	-
Emblem-Greybull Irrigation District Office 5-1	48	0	0	9	50	2	0	5
Hayattville-Community Center 6-1	-	-	-	-	-	-	-	-
Manderson-Town Hall 8-1	-	-	-	-	-	-	-	-
Greybull-Elks Lodge 11-1	766	17	0	132	768	1	1	145
Shell-Community Hall 16-1	205	9	0	22	188	9	0	39
Lovell-Community Center 20-1	1,005	30	0	114	1,017	15	0	117
Cowley-Log Gym 22-1	313	28	0	33	333	3	0	38
Byron-Town Complex 23-1	228	2	0	29	220	0	0	39
Deaver-Community Hall 25-1	67	1	0	7	66	1	0	8
Frannie-Community Center 26-1	78	2	0	10	72	1	0	17
Total	2,710	89	0	356	2,714	32	1	408



**Big Horn County Official Precinct-by-Precinct Summary
Wyoming General Election - November 6, 2018**

	House District 27				House District 28				
	Mike Greear (R)	Write-Ins	Over Votes	Under Votes	John R. Winter (R)	Howie Samelson (D)	Write-Ins	Over Votes	Under Votes
Basin-Fair Grounds 1-1	-	-	-	-	558	95	1	1	34
Burlington-Fire Hall 2-1	-	-	-	-	220	9	0	0	6
Otto-Burlington Fire Hall 3-1	-	-	-	-	68	6	1	0	3
Emblem-Greybull Irrigation District Office 5-1	-	-	-	-	-	-	-	-	-
Hayattville-Community Center 6-1	78	0	0	4	-	-	-	-	-
Manderson-Town Hall 8-1	101	0	0	18	-	-	-	-	-
Greybull-Elks Lodge 11-1	-	-	-	-	-	-	-	-	-
Shell-Community Hall 16-1	-	-	-	-	-	-	-	-	-
Lovell-Community Center 20-1	-	-	-	-	-	-	-	-	-
Cowley-Log Gym 22-1	-	-	-	-	-	-	-	-	-
Byron-Town Complex 23-1	-	-	-	-	-	-	-	-	-
Deaver-Community Hall 25-1	-	-	-	-	-	-	-	-	-
Frannie-Community Center 26-1	-	-	-	-	-	-	-	-	-
Total	179	0	0	22	846	110	2	1	43



**Big Horn County Official Precinct-by-Precinct Summary
Wyoming General Election - November 6, 2018**

	District Court Judge, Fifth Judicial District Bill Simpson				Circuit Court Judge, Fifth Judicial District Bruce B. Waters			
	Yes	No	Over Votes	Under Votes	Yes	No	Over Votes	Under Votes
Basin-Fair Grounds 1-1	538	98	0	53	514	91	0	84
Burlington-Fire Hall 2-1	172	28	0	35	174	23	0	38
Otto-Burlington Fire Hall 3-1	68	6	0	4	69	5	0	4
Emblem-Greybull Irrigation District Office 5-1	42	9	0	6	44	7	0	6
Hayattville-Community Center 6-1	57	10	0	15	56	10	0	16
Manderson-Town Hall 8-1	91	11	0	17	86	10	0	23
Greybull-Elks Lodge 11-1	707	131	0	77	694	123	0	98
Shell-Community Hall 16-1	176	35	0	25	164	36	0	36
Lovell-Community Center 20-1	895	171	0	83	885	153	1	110
Cowley-Log Gym 22-1	307	30	1	36	305	31	0	38
Byron-Town Complex 23-1	213	26	0	20	206	26	0	27
Deaver-Community Hall 25-1	53	16	0	6	57	13	0	5
Frannie-Community Center 26-1	66	15	0	9	68	11	0	11
Total	3,385	586	1	386	3,322	539	1	496



**Campbell County Official Precinct-by-Precinct Summary
Wyoming General Election - November 6, 2018**

	United States Senator					
	John Barrasso (R)	Gary Trauner (D)	Joseph Porambo (L)	Write-Ins	Over Votes	Under Votes
Cam-Plex Wyoming Center 1-1	232	51	6	2	0	6
Cam-Plex Wyoming Center 1-3	211	77	12	2	0	5
Cam-Plex Wyoming Center 1-5	387	81	16	0	0	5
Cam-Plex Wyoming Center 1-7	476	73	17	0	0	6
Cam-Plex Wyoming Center 1-9	410	81	18	0	0	3
Cam-Plex Wyoming Center 1-11	185	33	4	0	0	1
Cam-Plex Wyoming Center 1-12	378	91	18	0	0	2
Cam-Plex Wyoming Center 1-14	155	44	10	1	0	1
Cam-Plex Wyoming Center 1-15	593	124	29	1	1	6
Cam-Plex Wyoming Center 1-16	507	94	10	1	1	9
Cam-Plex Wyoming Center 1-17	346	40	20	1	0	1
Cam-Plex Wyoming Center 1-18	327	60	14	0	1	4
Cam-Plex Wyoming Center 1-19	473	61	10	0	0	6
Cam-Plex Wyoming Center 1-20	155	39	10	1	0	0
Cam-Plex Wyoming Center 1-21	186	26	3	1	0	5
Cam-Plex Wyoming Center 1-22	190	19	10	0	0	3
Cam-Plex Wyoming Center 1-23	485	85	24	0	0	3
Cam-Plex Wyoming Center 1-24	245	46	14	0	0	3
Cam-Plex Wyoming Center 1-25	434	75	11	0	0	4
Cam-Plex Wyoming Center 1-26	218	31	7	0	0	1
Cam-Plex Wyoming Center 1-27	415	36	5	2	0	7
Cam-Plex Wyoming Center 2-1	240	13	5	0	0	1
Cam-Plex Wyoming Center 3-1	548	47	24	1	0	10
Rozet School 4-1	545	60	15	0	0	5
Rawhide School 6-1	181	14	5	0	0	3
Recluse Community Hall 7-1	126	14	3	0	0	2
Little Powder School 8-1	86	4	2	0	0	0
Cam-Plex Wyoming Center 9-1	78	4	1	0	0	1
4-J School 13-1	160	7	1	1	0	3



**Campbell County Official Precinct-by-Precinct Summary
Wyoming General Election - November 6, 2018**

Wright Town Hall 14-1
 Wright Town Hall 14-2
 Cam-Plex Wyoming Center 18-1
 Cam-Plex Wyoming Center 19-1
 Cam-Plex Wyoming Center 22-1
 Cam-Plex Wyoming Center 23-1
 Cam-Plex Wyoming Center 24-1
 Cam-Plex Wyoming Center 26-1
Total

United States Senator						
John Barrasso (R)	Gary Trauner (D)	Joseph Porambo (L)	Write-Ins	Over Votes	Under Votes	
372	44	21	1	0	3	
246	4	6	0	0	0	
309	26	5	0	0	1	
203	20	7	0	0	5	
152	32	3	0	0	1	
472	40	5	1	0	3	
275	30	15	0	1	6	
19	2	1	0	0	0	
11,020	1,628	387	16	4	125	



**Campbell County Official Precinct-by-Precinct Summary
Wyoming General Election - November 6, 2018**

	United States Representative						
	Liz Cheney (R)	Greg Hunter (D)	Richard Brubaker (L)	Daniel Clyde Cummings (C)	Write-Ins	Over Votes	Under Votes
Cam-Plex Wyoming Center 1-1	214	51	11	15	0	0	6
Cam-Plex Wyoming Center 1-3	194	77	13	17	0	0	6
Cam-Plex Wyoming Center 1-5	370	80	14	14	1	0	10
Cam-Plex Wyoming Center 1-7	434	77	19	19	4	2	17
Cam-Plex Wyoming Center 1-9	372	86	15	23	2	0	14
Cam-Plex Wyoming Center 1-11	169	35	6	9	0	0	4
Cam-Plex Wyoming Center 1-12	340	92	17	28	1	0	11
Cam-Plex Wyoming Center 1-14	149	45	6	9	0	0	2
Cam-Plex Wyoming Center 1-15	572	121	26	22	1	0	12
Cam-Plex Wyoming Center 1-16	484	89	17	15	1	0	16
Cam-Plex Wyoming Center 1-17	326	42	16	17	0	2	5
Cam-Plex Wyoming Center 1-18	307	62	13	15	1	1	7
Cam-Plex Wyoming Center 1-19	437	70	15	13	0	0	15
Cam-Plex Wyoming Center 1-20	143	40	9	8	1	1	3
Cam-Plex Wyoming Center 1-21	166	27	10	9	0	0	9
Cam-Plex Wyoming Center 1-22	175	24	3	15	0	0	5
Cam-Plex Wyoming Center 1-23	462	73	22	27	0	2	11
Cam-Plex Wyoming Center 1-24	222	54	7	16	0	1	8
Cam-Plex Wyoming Center 1-25	419	71	11	9	0	0	14
Cam-Plex Wyoming Center 1-26	190	41	8	11	2	0	5
Cam-Plex Wyoming Center 1-27	384	43	14	16	1	0	7
Cam-Plex Wyoming Center 2-1	221	15	10	9	0	0	4
Cam-Plex Wyoming Center 3-1	520	52	15	24	1	2	16
Rozet School 4-1	502	64	23	23	2	3	8
Rawhide School 6-1	164	17	11	4	1	0	6
Recluse Community Hall 7-1	116	14	5	5	0	0	5
Little Powder School 8-1	79	4	2	5	0	1	1
Cam-Plex Wyoming Center 9-1	72	6	4	0	0	0	2
4-J School 13-1	159	2	0	4	1	0	6



**Campbell County Official Precinct-by-Precinct Summary
Wyoming General Election - November 6, 2018**

Wright Town Hall 14-1
 Wright Town Hall 14-2
 Cam-Plex Wyoming Center 18-1
 Cam-Plex Wyoming Center 19-1
 Cam-Plex Wyoming Center 22-1
 Cam-Plex Wyoming Center 23-1
 Cam-Plex Wyoming Center 24-1
 Cam-Plex Wyoming Center 26-1
Total

United States Representative						
Liz Cheney (R)	Greg Hunter (D)	Richard Brubaker (L)	Daniel Clyde Cummings (C)	Write-Ins	Over Votes	Under Votes
356	48	18	12	2	0	5
233	6	5	8	2	0	2
286	32	7	13	0	0	3
193	20	6	11	0	0	5
147	32	3	4	0	0	2
434	40	11	24	1	0	11
261	26	16	12	1	2	9
19	2	1	0	0	0	0
10,291	1,680	409	485	26	17	272



**Campbell County Official Precinct-by-Precinct Summary
Wyoming General Election - November 6, 2018**

	Governor						Under Votes
	Mark Gordon (R)	Mary A. Throne (D)	Lawrence Gerard Struempf (L)	Rex "T-Rex" Rammell (C)	Write-Ins	Over Votes	
Cam-Plex Wyoming Center 1-1	220	54	3	16	1	0	3
Cam-Plex Wyoming Center 1-3	195	85	6	13	2	0	6
Cam-Plex Wyoming Center 1-5	378	83	7	16	1	1	3
Cam-Plex Wyoming Center 1-7	441	85	12	21	3	1	9
Cam-Plex Wyoming Center 1-9	394	79	8	22	3	0	6
Cam-Plex Wyoming Center 1-11	168	43	2	8	0	0	2
Cam-Plex Wyoming Center 1-12	360	98	10	15	0	1	5
Cam-Plex Wyoming Center 1-14	159	43	3	3	2	0	1
Cam-Plex Wyoming Center 1-15	541	151	7	41	3	1	10
Cam-Plex Wyoming Center 1-16	496	92	4	17	2	0	11
Cam-Plex Wyoming Center 1-17	319	56	6	23	1	0	3
Cam-Plex Wyoming Center 1-18	310	71	8	9	6	0	2
Cam-Plex Wyoming Center 1-19	438	76	6	18	3	0	9
Cam-Plex Wyoming Center 1-20	151	41	6	5	2	0	0
Cam-Plex Wyoming Center 1-21	180	25	2	7	2	0	5
Cam-Plex Wyoming Center 1-22	186	19	0	15	2	0	0
Cam-Plex Wyoming Center 1-23	454	101	12	23	0	0	7
Cam-Plex Wyoming Center 1-24	229	54	2	12	3	0	8
Cam-Plex Wyoming Center 1-25	420	82	2	13	2	0	5
Cam-Plex Wyoming Center 1-26	208	38	0	10	0	0	1
Cam-Plex Wyoming Center 1-27	398	40	2	16	3	0	6
Cam-Plex Wyoming Center 2-1	230	16	3	5	0	0	5
Cam-Plex Wyoming Center 3-1	518	59	5	32	4	0	12
Rozet School 4-1	516	68	9	27	0	0	5
Rawhide School 6-1	168	23	3	9	0	0	0
Recluse Community Hall 7-1	121	18	0	3	1	1	1
Little Powder School 8-1	86	4	1	1	0	0	0
Cam-Plex Wyoming Center 9-1	72	7	2	2	0	0	1
4-J School 13-1	137	12	2	12	3	1	5



**Campbell County Official Precinct-by-Precinct Summary
Wyoming General Election - November 6, 2018**

Wright Town Hall 14-1
 Wright Town Hall 14-2
 Cam-Plex Wyoming Center 18-1
 Cam-Plex Wyoming Center 19-1
 Cam-Plex Wyoming Center 22-1
 Cam-Plex Wyoming Center 23-1
 Cam-Plex Wyoming Center 24-1
 Cam-Plex Wyoming Center 26-1
Total

Governor							
Mark Gordon (R)	Mary A. Throne (D)	Lawrence Gerard Struempf (L)	Rex "T-Rex" Rammell (C)	Write-Ins	Over Votes	Under Votes	
366	48	6	18	0	1	2	
222	6	5	14	6	0	3	
281	35	1	17	4	0	3	
193	21	0	15	2	0	4	
144	29	3	8	1	0	3	
426	58	4	19	3	0	11	
253	35	6	25	2	1	5	
20	1	0	1	0	0	0	
10,398	1,856	158	531	67	8	162	



**Campbell County Official Precinct-by-Precinct Summary
Wyoming General Election - November 6, 2018**

	Secretary of State					
	Edward Buchanan (R)	James W. Byrd (D)	Kit Carson III (L)	Write-Ins	Over Votes	Under Votes
Cam-Plex Wyoming Center 1-1	235	36	17	0	0	9
Cam-Plex Wyoming Center 1-3	209	73	15	0	0	10
Cam-Plex Wyoming Center 1-5	384	74	17	0	0	14
Cam-Plex Wyoming Center 1-7	474	59	22	0	0	17
Cam-Plex Wyoming Center 1-9	411	61	24	0	0	16
Cam-Plex Wyoming Center 1-11	175	30	9	0	0	9
Cam-Plex Wyoming Center 1-12	373	81	25	0	0	10
Cam-Plex Wyoming Center 1-14	153	43	8	1	0	6
Cam-Plex Wyoming Center 1-15	585	108	32	2	1	26
Cam-Plex Wyoming Center 1-16	489	74	26	0	0	33
Cam-Plex Wyoming Center 1-17	339	34	27	0	0	8
Cam-Plex Wyoming Center 1-18	322	55	15	0	0	14
Cam-Plex Wyoming Center 1-19	458	51	19	0	0	22
Cam-Plex Wyoming Center 1-20	156	30	9	0	0	10
Cam-Plex Wyoming Center 1-21	189	16	9	0	0	7
Cam-Plex Wyoming Center 1-22	185	17	11	0	0	9
Cam-Plex Wyoming Center 1-23	482	68	23	0	0	24
Cam-Plex Wyoming Center 1-24	248	38	11	0	0	11
Cam-Plex Wyoming Center 1-25	441	54	14	0	0	15
Cam-Plex Wyoming Center 1-26	214	28	5	0	0	10
Cam-Plex Wyoming Center 1-27	398	32	9	2	0	24
Cam-Plex Wyoming Center 2-1	232	11	3	0	0	13
Cam-Plex Wyoming Center 3-1	543	46	23	0	0	18
Rozet School 4-1	541	47	22	0	0	15
Rawhide School 6-1	175	11	11	0	1	5
Recluse Community Hall 7-1	119	15	5	0	0	6
Little Powder School 8-1	85	4	1	0	0	2
Cam-Plex Wyoming Center 9-1	72	4	5	0	0	3
4-J School 13-1	156	3	2	1	0	10



**Campbell County Official Precinct-by-Precinct Summary
Wyoming General Election - November 6, 2018**

Wright Town Hall 14-1
 Wright Town Hall 14-2
 Cam-Plex Wyoming Center 18-1
 Cam-Plex Wyoming Center 19-1
 Cam-Plex Wyoming Center 22-1
 Cam-Plex Wyoming Center 23-1
 Cam-Plex Wyoming Center 24-1
 Cam-Plex Wyoming Center 26-1
Total

Secretary of State						
Edward Buchanan (R)	James W. Byrd (D)	Kit Carson III (L)	Write-Ins	Over Votes	Under Votes	
376	38	16	0	0		11
231	5	13	0	0		7
300	26	8	0	0		7
202	15	10	0	0		8
154	22	5	0	0		7
447	35	17	0	0		22
275	26	14	0	1		11
18	2	2	0	0		0
10,846	1,372	504	6	3		449



**Campbell County Official Precinct-by-Precinct Summary
Wyoming General Election - November 6, 2018**

	State Auditor				
	Kristi Racines (R)	Jeff Dockter (D)	Write-Ins	Over Votes	Under Votes
Cam-Plex Wyoming Center 1-1	237	47	0	0	13
Cam-Plex Wyoming Center 1-3	225	65	0	0	17
Cam-Plex Wyoming Center 1-5	391	81	0	0	17
Cam-Plex Wyoming Center 1-7	487	64	1	0	20
Cam-Plex Wyoming Center 1-9	426	67	0	0	19
Cam-Plex Wyoming Center 1-11	176	35	0	0	12
Cam-Plex Wyoming Center 1-12	390	78	0	1	20
Cam-Plex Wyoming Center 1-14	167	36	0	0	8
Cam-Plex Wyoming Center 1-15	614	113	0	0	27
Cam-Plex Wyoming Center 1-16	510	67	1	0	44
Cam-Plex Wyoming Center 1-17	356	45	0	0	7
Cam-Plex Wyoming Center 1-18	323	56	0	0	27
Cam-Plex Wyoming Center 1-19	474	51	0	0	25
Cam-Plex Wyoming Center 1-20	165	27	0	0	13
Cam-Plex Wyoming Center 1-21	187	20	1	0	13
Cam-Plex Wyoming Center 1-22	193	19	0	0	10
Cam-Plex Wyoming Center 1-23	496	76	0	0	25
Cam-Plex Wyoming Center 1-24	249	44	1	0	14
Cam-Plex Wyoming Center 1-25	445	62	0	0	17
Cam-Plex Wyoming Center 1-26	214	33	1	0	9
Cam-Plex Wyoming Center 1-27	405	35	3	0	22
Cam-Plex Wyoming Center 2-1	232	18	0	0	9
Cam-Plex Wyoming Center 3-1	551	42	0	0	37
Rozet School 4-1	549	53	0	1	22
Rawhide School 6-1	179	14	1	0	9
Recluse Community Hall 7-1	118	17	0	0	10
Little Powder School 8-1	86	3	0	0	3
Cam-Plex Wyoming Center 9-1	76	4	0	0	4
4-J School 13-1	161	2	1	1	7



**Campbell County Official Precinct-by-Precinct Summary
Wyoming General Election - November 6, 2018**

Wright Town Hall 14-1
 Wright Town Hall 14-2
 Cam-Plex Wyoming Center 18-1
 Cam-Plex Wyoming Center 19-1
 Cam-Plex Wyoming Center 22-1
 Cam-Plex Wyoming Center 23-1
 Cam-Plex Wyoming Center 24-1
 Cam-Plex Wyoming Center 26-1
Total

State Auditor					
	Kristi Racines (R)	Jeff Dockter (D)	Write-Ins	Over Votes	Under Votes
Wright Town Hall 14-1	388	39	0	0	14
Wright Town Hall 14-2	240	5	1	0	10
Cam-Plex Wyoming Center 18-1	301	29	0	0	11
Cam-Plex Wyoming Center 19-1	204	14	1	0	16
Cam-Plex Wyoming Center 22-1	159	24	0	0	5
Cam-Plex Wyoming Center 23-1	462	36	1	0	22
Cam-Plex Wyoming Center 24-1	279	30	0	1	17
Cam-Plex Wyoming Center 26-1	20	2	0	0	0
Total	11,135	1,453	13	4	575



**Campbell County Official Precinct-by-Precinct Summary
Wyoming General Election - November 6, 2018**

	State Treasurer					Superintendent of Public Instruction			
	Curt Meier (R)	Chris Lowry (D)	Write-Ins	Over Votes	Under Votes	Jillian Balow (R)	Write-Ins	Over Votes	Under Votes
Cam-Plex Wyoming Center 1-1	240	46	0	0	11	261	3	0	33
Cam-Plex Wyoming Center 1-3	228	67	0	0	12	244	2	0	61
Cam-Plex Wyoming Center 1-5	383	85	0	0	21	426	8	0	55
Cam-Plex Wyoming Center 1-7	481	69	2	0	20	491	6	0	75
Cam-Plex Wyoming Center 1-9	417	74	0	0	21	449	7	0	56
Cam-Plex Wyoming Center 1-11	180	33	0	0	10	189	2	0	32
Cam-Plex Wyoming Center 1-12	381	88	0	0	20	417	9	0	63
Cam-Plex Wyoming Center 1-14	164	40	0	0	7	183	1	0	27
Cam-Plex Wyoming Center 1-15	606	115	2	0	31	667	2	0	85
Cam-Plex Wyoming Center 1-16	506	76	1	0	39	544	1	0	77
Cam-Plex Wyoming Center 1-17	349	47	0	0	12	368	3	0	37
Cam-Plex Wyoming Center 1-18	324	55	0	0	27	353	2	0	51
Cam-Plex Wyoming Center 1-19	468	56	0	0	26	478	2	0	70
Cam-Plex Wyoming Center 1-20	162	32	0	0	11	179	0	0	26
Cam-Plex Wyoming Center 1-21	182	28	1	0	10	195	2	0	24
Cam-Plex Wyoming Center 1-22	198	13	1	0	10	203	1	0	18
Cam-Plex Wyoming Center 1-23	483	85	0	0	29	522	5	2	68
Cam-Plex Wyoming Center 1-24	244	46	1	0	17	273	2	0	33
Cam-Plex Wyoming Center 1-25	441	60	0	0	23	453	5	0	66
Cam-Plex Wyoming Center 1-26	214	30	2	0	11	228	2	0	27
Cam-Plex Wyoming Center 1-27	401	35	2	0	27	402	2	0	61
Cam-Plex Wyoming Center 2-1	233	16	0	0	10	232	0	0	27
Cam-Plex Wyoming Center 3-1	549	52	0	0	29	550	4	0	76
Rozet School 4-1	538	62	0	0	25	562	1	0	62
Rawhide School 6-1	182	14	0	0	7	182	4	0	17
Recluse Community Hall 7-1	118	16	0	0	11	119	3	0	23
Little Powder School 8-1	88	2	0	0	2	85	0	0	7
Cam-Plex Wyoming Center 9-1	76	5	0	0	3	78	0	0	6
4-J School 13-1	159	5	1	0	7	153	1	0	18



**Campbell County Official Precinct-by-Precinct Summary
Wyoming General Election - November 6, 2018**

Wright Town Hall 14-1
 Wright Town Hall 14-2
 Cam-Plex Wyoming Center 18-1
 Cam-Plex Wyoming Center 19-1
 Cam-Plex Wyoming Center 22-1
 Cam-Plex Wyoming Center 23-1
 Cam-Plex Wyoming Center 24-1
 Cam-Plex Wyoming Center 26-1
Total

State Treasurer					Superintendent of Public Instruction				
Curt Meier (R)	Chris Lowry (D)	Write-Ins	Over Votes	Under Votes	Jillian Balow (R)	Write-Ins	Over Votes	Under Votes	
380	42	0	0	19	398	2	0	41	
241	6	0	0	9	232	1	0	23	
304	29	0	0	8	317	1	0	23	
200	21	0	0	14	205	0	0	30	
154	28	0	0	6	174	1	0	13	
449	41	0	0	31	465	0	0	56	
281	28	0	1	17	289	1	1	36	
20	2	0	0	0	20	0	0	2	
11,024	1,549	13	1	593	11,586	86	3	1,505	



**Campbell County Official Precinct-by-Precinct Summary
Wyoming General Election - November 6, 2018**

	Senate District 1				Senate District 23			
	Ogden Driskill (R)	Write-Ins	Over Votes	Under Votes	Jeff Wasserburger (R)	Write-Ins	Over Votes	Under Votes
Cam-Plex Wyoming Center 1-1	-	-	-	-	-	-	-	-
Cam-Plex Wyoming Center 1-3	-	-	-	-	-	-	-	-
Cam-Plex Wyoming Center 1-5	-	-	-	-	-	-	-	-
Cam-Plex Wyoming Center 1-7	-	-	-	-	-	-	-	-
Cam-Plex Wyoming Center 1-9	-	-	-	-	-	-	-	-
Cam-Plex Wyoming Center 1-11	-	-	-	-	-	-	-	-
Cam-Plex Wyoming Center 1-12	384	16	0	89	-	-	-	-
Cam-Plex Wyoming Center 1-14	-	-	-	-	-	-	-	-
Cam-Plex Wyoming Center 1-15	-	-	-	-	-	-	-	-
Cam-Plex Wyoming Center 1-16	-	-	-	-	-	-	-	-
Cam-Plex Wyoming Center 1-17	-	-	-	-	363	9	0	36
Cam-Plex Wyoming Center 1-18	-	-	-	-	348	6	0	52
Cam-Plex Wyoming Center 1-19	-	-	-	-	-	-	-	-
Cam-Plex Wyoming Center 1-20	-	-	-	-	-	-	-	-
Cam-Plex Wyoming Center 1-21	188	2	0	31	-	-	-	-
Cam-Plex Wyoming Center 1-22	-	-	-	-	202	3	0	17
Cam-Plex Wyoming Center 1-23	-	-	-	-	526	8	0	63
Cam-Plex Wyoming Center 1-24	-	-	-	-	265	6	0	37
Cam-Plex Wyoming Center 1-25	-	-	-	-	-	-	-	-
Cam-Plex Wyoming Center 1-26	-	-	-	-	-	-	-	-
Cam-Plex Wyoming Center 1-27	-	-	-	-	391	8	0	66
Cam-Plex Wyoming Center 2-1	225	2	0	32	-	-	-	-
Cam-Plex Wyoming Center 3-1	-	-	-	-	531	10	0	89
Rozet School 4-1	521	20	0	84	-	-	-	-
Rawhide School 6-1	173	3	0	27	-	-	-	-
Recluse Community Hall 7-1	119	3	0	23	-	-	-	-
Little Powder School 8-1	74	0	0	18	-	-	-	-
Cam-Plex Wyoming Center 9-1	-	-	-	-	-	-	-	-
4-J School 13-1	-	-	-	-	159	5	0	8



**Campbell County Official Precinct-by-Precinct Summary
Wyoming General Election - November 6, 2018**

Wright Town Hall 14-1
 Wright Town Hall 14-2
 Cam-Plex Wyoming Center 18-1
 Cam-Plex Wyoming Center 19-1
 Cam-Plex Wyoming Center 22-1
 Cam-Plex Wyoming Center 23-1
 Cam-Plex Wyoming Center 24-1
 Cam-Plex Wyoming Center 26-1
Total

Senate District 1					Senate District 23				
Ogden Driskill (R)	Write-Ins	Over Votes	Under Votes		Jeff Wasserburger (R)	Write-Ins	Over Votes	Under Votes	
-	-	-	-	-	396	2	0	-	43
-	-	-	-	-	217	4	0	-	35
300	3	0	38	-	-	-	-	-	-
-	-	-	-	-	192	9	0	-	34
156	4	0	28	-	-	-	-	-	-
-	-	-	-	-	452	11	0	-	58
-	-	-	-	-	282	11	1	-	33
-	-	-	-	-	-	-	-	-	-
2,140	53	0	370		4,324	92	1		571



**Campbell County Official Precinct-by-Precinct Summary
Wyoming General Election - November 6, 2018**

	House District 3				House District 31				
	Eric Barlow (R)	Write-Ins	Over Votes	Under Votes	Scott Clem (R)	Dave Hardesty (I)	Write-Ins	Over Votes	Under Votes
Cam-Plex Wyoming Center 1-1	-	-	-	-	-	-	-	-	-
Cam-Plex Wyoming Center 1-3	-	-	-	-	-	-	-	-	-
Cam-Plex Wyoming Center 1-5	-	-	-	-	-	-	-	-	-
Cam-Plex Wyoming Center 1-7	-	-	-	-	-	-	-	-	-
Cam-Plex Wyoming Center 1-9	-	-	-	-	-	-	-	-	-
Cam-Plex Wyoming Center 1-11	-	-	-	-	-	-	-	-	-
Cam-Plex Wyoming Center 1-12	-	-	-	-	-	-	-	-	-
Cam-Plex Wyoming Center 1-14	-	-	-	-	-	-	-	-	-
Cam-Plex Wyoming Center 1-15	-	-	-	-	-	-	-	-	-
Cam-Plex Wyoming Center 1-16	-	-	-	-	-	-	-	-	-
Cam-Plex Wyoming Center 1-17	-	-	-	-	310	89	1	0	8
Cam-Plex Wyoming Center 1-18	-	-	-	-	258	125	2	0	21
Cam-Plex Wyoming Center 1-19	-	-	-	-	-	-	-	-	-
Cam-Plex Wyoming Center 1-20	-	-	-	-	-	-	-	-	-
Cam-Plex Wyoming Center 1-21	-	-	-	-	-	-	-	-	-
Cam-Plex Wyoming Center 1-22	-	-	-	-	157	57	2	0	6
Cam-Plex Wyoming Center 1-23	-	-	-	-	367	215	0	0	15
Cam-Plex Wyoming Center 1-24	-	-	-	-	214	86	0	1	7
Cam-Plex Wyoming Center 1-25	-	-	-	-	-	-	-	-	-
Cam-Plex Wyoming Center 1-26	-	-	-	-	-	-	-	-	-
Cam-Plex Wyoming Center 1-27	-	-	-	-	296	152	2	0	15
Cam-Plex Wyoming Center 2-1	-	-	-	-	-	-	-	-	-
Cam-Plex Wyoming Center 3-1	546	6	0	78	-	-	-	-	-
Rozet School 4-1	-	-	-	-	-	-	-	-	-
Rawhide School 6-1	-	-	-	-	-	-	-	-	-
Recluse Community Hall 7-1	-	-	-	-	-	-	-	-	-
Little Powder School 8-1	-	-	-	-	-	-	-	-	-
Cam-Plex Wyoming Center 9-1	-	-	-	-	-	-	-	-	-
4-J School 13-1	154	2	0	16	-	-	-	-	-



**Campbell County Official Precinct-by-Precinct Summary
Wyoming General Election - November 6, 2018**

Wright Town Hall 14-1
 Wright Town Hall 14-2
 Cam-Plex Wyoming Center 18-1
 Cam-Plex Wyoming Center 19-1
 Cam-Plex Wyoming Center 22-1
 Cam-Plex Wyoming Center 23-1
 Cam-Plex Wyoming Center 24-1
 Cam-Plex Wyoming Center 26-1
Total

House District 3				House District 31				
Eric Barlow (R)	Write-Ins	Over Votes	Under Votes	Scott Clem (R)	Dave Hardesty (I)	Write-Ins	Over Votes	Under Votes
398	4	0	39	-	-	-	-	-
227	3	0	26	-	-	-	-	-
-	-	-	-	-	-	-	-	-
205	1	0	29	-	-	-	-	-
-	-	-	-	-	-	-	-	-
457	5	0	59	-	-	-	-	-
-	-	-	-	224	90	0	1	12
-	-	-	-	-	-	-	-	-
1,987	21	0	247	1,826	814	7	2	84



**Campbell County Official Precinct-by-Precinct Summary
Wyoming General Election - November 6, 2018**

	House District 32					House District 52			
	Timothy P. Hallinan (R)	Chad M Trebby (I)	Write-Ins	Over Votes	Under Votes	William (Bill) Pownall (R)	Write-Ins	Over Votes	Under Votes
Cam-Plex Wyoming Center 1-1	-	-	-	-	-	-	-	-	-
Cam-Plex Wyoming Center 1-3	-	-	-	-	-	-	-	-	-
Cam-Plex Wyoming Center 1-5	-	-	-	-	-	-	-	-	-
Cam-Plex Wyoming Center 1-7	-	-	-	-	-	-	-	-	-
Cam-Plex Wyoming Center 1-9	-	-	-	-	-	-	-	-	-
Cam-Plex Wyoming Center 1-11	163	50	0	0	10	-	-	-	-
Cam-Plex Wyoming Center 1-12	-	-	-	-	-	392	23	0	74
Cam-Plex Wyoming Center 1-14	126	77	0	0	8	-	-	-	-
Cam-Plex Wyoming Center 1-15	463	261	3	0	27	-	-	-	-
Cam-Plex Wyoming Center 1-16	372	225	1	0	24	-	-	-	-
Cam-Plex Wyoming Center 1-17	-	-	-	-	-	-	-	-	-
Cam-Plex Wyoming Center 1-18	-	-	-	-	-	-	-	-	-
Cam-Plex Wyoming Center 1-19	387	138	1	1	23	-	-	-	-
Cam-Plex Wyoming Center 1-20	134	64	0	1	6	-	-	-	-
Cam-Plex Wyoming Center 1-21	-	-	-	-	-	175	6	0	40
Cam-Plex Wyoming Center 1-22	-	-	-	-	-	-	-	-	-
Cam-Plex Wyoming Center 1-23	-	-	-	-	-	-	-	-	-
Cam-Plex Wyoming Center 1-24	-	-	-	-	-	-	-	-	-
Cam-Plex Wyoming Center 1-25	338	165	1	1	19	-	-	-	-
Cam-Plex Wyoming Center 1-26	174	75	1	0	7	-	-	-	-
Cam-Plex Wyoming Center 1-27	-	-	-	-	-	-	-	-	-
Cam-Plex Wyoming Center 2-1	-	-	-	-	-	205	11	0	43
Cam-Plex Wyoming Center 3-1	-	-	-	-	-	-	-	-	-
Rozet School 4-1	-	-	-	-	-	511	19	0	95
Rawhide School 6-1	-	-	-	-	-	163	5	0	35
Recluse Community Hall 7-1	-	-	-	-	-	110	3	0	32
Little Powder School 8-1	-	-	-	-	-	66	4	0	22
Cam-Plex Wyoming Center 9-1	66	15	0	0	3	-	-	-	-
4-J School 13-1	-	-	-	-	-	-	-	-	-



**Campbell County Official Precinct-by-Precinct Summary
Wyoming General Election - November 6, 2018**

Wright Town Hall 14-1
 Wright Town Hall 14-2
 Cam-Plex Wyoming Center 18-1
 Cam-Plex Wyoming Center 19-1
 Cam-Plex Wyoming Center 22-1
 Cam-Plex Wyoming Center 23-1
 Cam-Plex Wyoming Center 24-1
 Cam-Plex Wyoming Center 26-1
Total

House District 32					House District 52			
Timothy P. Hallinan (R)	Chad M Trebby (I)	Write-Ins	Over Votes	Under Votes	William (Bill) Pownall (R)	Write-Ins	Over Votes	Under Votes
-	-	-	-	-	-	-	-	-
-	-	-	-	-	-	-	-	-
-	-	-	-	-	280	11	0	50
-	-	-	-	-	-	-	-	-
-	-	-	-	-	158	4	0	26
-	-	-	-	-	-	-	-	-
-	-	-	-	-	-	-	-	-
2,223	1,070	7	3	127	2,060	86	0	417



**Campbell County Official Precinct-by-Precinct Summary
Wyoming General Election - November 6, 2018**

	House District 53				District Court Judge, Sixth Judicial District Michael N. "Nick" Deegan			
	Roy Edwards (R)	Write-Ins	Over Votes	Under Votes	Yes	No	Over Votes	Under Votes
Cam-Plex Wyoming Center 1-1	255	9	0	33	241	45	0	11
Cam-Plex Wyoming Center 1-3	222	6	0	79	226	49	1	31
Cam-Plex Wyoming Center 1-5	411	9	1	68	390	61	0	38
Cam-Plex Wyoming Center 1-7	466	17	0	89	453	77	0	42
Cam-Plex Wyoming Center 1-9	419	6	0	87	401	76	0	35
Cam-Plex Wyoming Center 1-11	-	-	-	-	165	36	0	22
Cam-Plex Wyoming Center 1-12	-	-	-	-	355	83	1	50
Cam-Plex Wyoming Center 1-14	-	-	-	-	170	28	0	13
Cam-Plex Wyoming Center 1-15	-	-	-	-	583	98	1	72
Cam-Plex Wyoming Center 1-16	-	-	-	-	488	64	0	70
Cam-Plex Wyoming Center 1-17	-	-	-	-	320	63	0	25
Cam-Plex Wyoming Center 1-18	-	-	-	-	302	55	0	49
Cam-Plex Wyoming Center 1-19	-	-	-	-	420	69	0	61
Cam-Plex Wyoming Center 1-20	-	-	-	-	156	27	0	22
Cam-Plex Wyoming Center 1-21	-	-	-	-	158	41	0	22
Cam-Plex Wyoming Center 1-22	-	-	-	-	180	31	0	11
Cam-Plex Wyoming Center 1-23	-	-	-	-	449	85	0	63
Cam-Plex Wyoming Center 1-24	-	-	-	-	242	44	0	22
Cam-Plex Wyoming Center 1-25	-	-	-	-	424	56	0	44
Cam-Plex Wyoming Center 1-26	-	-	-	-	216	24	0	17
Cam-Plex Wyoming Center 1-27	-	-	-	-	353	61	0	51
Cam-Plex Wyoming Center 2-1	-	-	-	-	178	52	0	29
Cam-Plex Wyoming Center 3-1	-	-	-	-	462	108	1	59
Rozet School 4-1	-	-	-	-	453	113	0	59
Rawhide School 6-1	-	-	-	-	152	32	0	19
Recluse Community Hall 7-1	-	-	-	-	90	34	0	21
Little Powder School 8-1	-	-	-	-	64	14	0	14
Cam-Plex Wyoming Center 9-1	-	-	-	-	70	7	0	7
4-J School 13-1	-	-	-	-	135	19	0	18



**Campbell County Official Precinct-by-Precinct Summary
Wyoming General Election - November 6, 2018**

Wright Town Hall 14-1
 Wright Town Hall 14-2
 Cam-Plex Wyoming Center 18-1
 Cam-Plex Wyoming Center 19-1
 Cam-Plex Wyoming Center 22-1
 Cam-Plex Wyoming Center 23-1
 Cam-Plex Wyoming Center 24-1
 Cam-Plex Wyoming Center 26-1
Total

House District 53				District Court Judge, Sixth Judicial District Michael N. "Nick" Deegan			
Roy Edwards (R)	Write-Ins	Over Votes	Under Votes	Yes	No	Over Votes	Under Votes
-	-	-	-	324	67	0	50
-	-	-	-	174	49	0	33
-	-	-	-	263	57	0	21
-	-	-	-	172	31	0	32
-	-	-	-	154	20	0	14
-	-	-	-	401	63	0	57
-	-	-	-	248	57	0	22
20	1	0	1	19	1	0	2
1,793	48	1	357	10,051	1,897	4	1,228



**Campbell County Official Precinct-by-Precinct Summary
Wyoming General Election - November 6, 2018**

Circuit Court Judge, Sixth Judicial District Paul S. Phillips				
	Yes	No	Over Votes	Under Votes
Cam-Plex Wyoming Center 1-1	220	50	0	27
Cam-Plex Wyoming Center 1-3	215	49	0	43
Cam-Plex Wyoming Center 1-5	380	52	0	57
Cam-Plex Wyoming Center 1-7	440	65	0	67
Cam-Plex Wyoming Center 1-9	383	71	0	58
Cam-Plex Wyoming Center 1-11	161	34	0	28
Cam-Plex Wyoming Center 1-12	353	76	0	60
Cam-Plex Wyoming Center 1-14	163	23	0	25
Cam-Plex Wyoming Center 1-15	561	95	0	98
Cam-Plex Wyoming Center 1-16	478	62	0	82
Cam-Plex Wyoming Center 1-17	321	58	0	29
Cam-Plex Wyoming Center 1-18	283	66	0	57
Cam-Plex Wyoming Center 1-19	412	63	0	75
Cam-Plex Wyoming Center 1-20	147	34	0	24
Cam-Plex Wyoming Center 1-21	153	40	0	28
Cam-Plex Wyoming Center 1-22	177	25	0	20
Cam-Plex Wyoming Center 1-23	439	83	0	75
Cam-Plex Wyoming Center 1-24	236	42	0	30
Cam-Plex Wyoming Center 1-25	397	63	0	64
Cam-Plex Wyoming Center 1-26	206	26	0	25
Cam-Plex Wyoming Center 1-27	342	57	0	66
Cam-Plex Wyoming Center 2-1	170	54	0	35
Cam-Plex Wyoming Center 3-1	427	120	0	83
Rozet School 4-1	433	110	0	82
Rawhide School 6-1	147	28	0	28
Recluse Community Hall 7-1	85	33	0	27
Little Powder School 8-1	56	19	0	17
Cam-Plex Wyoming Center 9-1	67	7	0	10
4-J School 13-1	131	19	0	22



**Campbell County Official Precinct-by-Precinct Summary
Wyoming General Election - November 6, 2018**

Wright Town Hall 14-1
 Wright Town Hall 14-2
 Cam-Plex Wyoming Center 18-1
 Cam-Plex Wyoming Center 19-1
 Cam-Plex Wyoming Center 22-1
 Cam-Plex Wyoming Center 23-1
 Cam-Plex Wyoming Center 24-1
 Cam-Plex Wyoming Center 26-1
Total

Circuit Court Judge, Sixth Judicial District Paul S. Phillips				
Yes	No	Over Votes	Under Votes	
314	67	0	60	
166	47	0	43	
260	48	0	33	
174	27	0	34	
147	26	0	15	
384	60	0	77	
239	56	0	32	
17	1	0	4	
9,684	1,856	0	1,640	



**Carbon County Official Precinct-by-Precinct Summary
Wyoming General Election - November 6, 2018**

	United States Senator					
	John Barrasso (R)	Gary Trauner (D)	Joseph Porambo (L)	Write-Ins	Over Votes	Under Votes
Jeffrey Center 1-1	190	189	5	0	0	2
Jeffrey Center 1-2	141	42	8	0	0	3
Jeffrey Center 2-1	307	132	11	0	0	4
Jeffrey Center 2-2	350	165	16	0	0	5
Jeffrey Center 3-1	227	123	12	0	0	4
Jeffrey Center 3-2	357	163	17	2	0	4
Jeffrey Center 4-1	11	3	0	0	0	0
Sinclair Town Hall 5-1	146	31	2	0	0	2
Hanna Town Hall 6-1	11	4	1	0	0	1
Medicine Bow Senior Center 7-1	113	25	3	0	0	1
Hanna Town Hall 8-1	210	44	18	1	0	2
Elk Mountain Senior Center 9-1	109	20	9	0	0	2
McFadden Fire Station 10-1	43	3	1	0	0	0
Platte Valley Community Center 11-1	522	217	22	2	0	4
Platte Valley Community Center 11-2	276	63	7	0	0	1
Encampment Opera House 12-1	194	51	9	0	0	2
Encampment Opera House 13-1	145	57	6	0	0	1
Valley Community Center 14-1	91	6	3	0	0	0
Valley Community Center 15-1	230	21	6	1	0	5
Total	3,673	1,359	156	6	0	43



**Carbon County Official Precinct-by-Precinct Summary
Wyoming General Election - November 6, 2018**

	United States Representative						
	Liz Cheney (R)	Greg Hunter (D)	Richard Brubaker (L)	Daniel Clyde Cummings (C)	Write-Ins	Over Votes	Under Votes
Jeffrey Center 1-1	171	185	13	10	1	0	6
Jeffrey Center 1-2	126	47	9	8	0	0	4
Jeffrey Center 2-1	256	129	26	23	0	0	20
Jeffrey Center 2-2	298	171	23	24	2	0	18
Jeffrey Center 3-1	188	137	17	14	1	0	9
Jeffrey Center 3-2	298	173	27	25	2	1	17
Jeffrey Center 4-1	8	4	1	1	0	0	0
Sinclair Town Hall 5-1	117	35	11	11	1	0	6
Hanna Town Hall 6-1	11	1	1	2	0	0	2
Medicine Bow Senior Center 7-1	106	23	3	6	0	0	4
Hanna Town Hall 8-1	188	49	16	19	0	0	3
Elk Mountain Senior Center 9-1	112	13	4	8	1	0	2
McFadden Fire Station 10-1	42	3	0	1	0	0	1
Platte Valley Community Center 11-1	450	232	35	28	1	2	19
Platte Valley Community Center 11-2	264	58	13	6	1	0	5
Encampment Opera House 12-1	163	59	17	13	0	0	4
Encampment Opera House 13-1	129	61	7	6	0	0	6
Valley Community Center 14-1	81	11	3	2	0	0	3
Valley Community Center 15-1	226	19	7	9	0	0	2
Total	3,234	1,410	233	216	10	3	131



**Carbon County Official Precinct-by-Precinct Summary
Wyoming General Election - November 6, 2018**

	Governor						
	Mark Gordon (R)	Mary A. Throne (D)	Lawrence Gerard Struempf (L)	Rex "T-Rex" Rammell (C)	Write-Ins	Over Votes	Under Votes
Jeffrey Center 1-1	173	189	5	11	1	0	7
Jeffrey Center 1-2	132	47	1	10	0	0	4
Jeffrey Center 2-1	297	119	6	23	3	0	6
Jeffrey Center 2-2	342	157	10	20	0	0	7
Jeffrey Center 3-1	213	130	6	9	3	1	4
Jeffrey Center 3-2	341	167	11	18	0	2	4
Jeffrey Center 4-1	9	3	0	0	2	0	0
Sinclair Town Hall 5-1	128	36	4	8	0	0	5
Hanna Town Hall 6-1	9	2	1	0	0	0	5
Medicine Bow Senior Center 7-1	108	25	3	5	0	0	1
Hanna Town Hall 8-1	192	45	14	18	2	0	4
Elk Mountain Senior Center 9-1	113	19	0	6	1	0	1
McFadden Fire Station 10-1	42	4	1	0	0	0	0
Platte Valley Community Center 11-1	525	207	8	16	4	0	7
Platte Valley Community Center 11-2	277	45	3	16	5	0	1
Encampment Opera House 12-1	192	44	7	9	0	0	4
Encampment Opera House 13-1	156	44	2	7	0	0	0
Valley Community Center 14-1	80	11	2	2	0	0	5
Valley Community Center 15-1	231	20	2	7	0	0	3
Total	3,560	1,314	86	185	21	3	68



**Carbon County Official Precinct-by-Precinct Summary
Wyoming General Election - November 6, 2018**

	Secretary of State					
	Edward Buchanan (R)	James W. Byrd (D)	Kit Carson III (L)	Write-Ins	Over Votes	Under Votes
Jeffrey Center 1-1	169	186	21	0	0	10
Jeffrey Center 1-2	140	41	7	0	0	6
Jeffrey Center 2-1	280	122	36	1	0	15
Jeffrey Center 2-2	332	151	27	0	0	26
Jeffrey Center 3-1	206	121	30	0	0	9
Jeffrey Center 3-2	348	147	33	0	0	15
Jeffrey Center 4-1	9	2	0	0	0	3
Sinclair Town Hall 5-1	126	33	13	0	0	9
Hanna Town Hall 6-1	11	2	2	0	0	2
Medicine Bow Senior Center 7-1	112	22	8	0	0	0
Hanna Town Hall 8-1	208	39	22	0	0	6
Elk Mountain Senior Center 9-1	120	11	5	0	0	4
McFadden Fire Station 10-1	42	3	1	0	0	1
Platte Valley Community Center 11-1	508	207	31	0	0	21
Platte Valley Community Center 11-2	273	50	17	0	0	7
Encampment Opera House 12-1	188	51	10	0	0	7
Encampment Opera House 13-1	150	46	4	0	0	9
Valley Community Center 14-1	86	9	3	0	0	2
Valley Community Center 15-1	235	17	6	0	0	5
Total	3,543	1,260	276	1	0	157



**Carbon County Official Precinct-by-Precinct Summary
Wyoming General Election - November 6, 2018**

	State Auditor				
	Kristi Racines (R)	Jeff Docker (D)	Write-Ins	Over Votes	Under Votes
Jeffrey Center 1-1	196	176	0	0	14
Jeffrey Center 1-2	141	43	1	0	9
Jeffrey Center 2-1	314	121	1	0	18
Jeffrey Center 2-2	366	142	0	0	28
Jeffrey Center 3-1	220	128	1	0	17
Jeffrey Center 3-2	372	147	0	0	24
Jeffrey Center 4-1	8	4	0	1	1
Sinclair Town Hall 5-1	135	35	0	0	11
Hanna Town Hall 6-1	12	3	0	0	2
Medicine Bow Senior Center 7-1	113	25	0	0	4
Hanna Town Hall 8-1	205	58	0	0	12
Elk Mountain Senior Center 9-1	118	18	0	0	4
McFadden Fire Station 10-1	42	4	0	0	1
Platte Valley Community Center 11-1	538	195	0	0	34
Platte Valley Community Center 11-2	284	49	0	0	14
Encampment Opera House 12-1	192	50	1	0	13
Encampment Opera House 13-1	157	42	0	0	10
Valley Community Center 14-1	81	9	0	0	10
Valley Community Center 15-1	237	15	0	0	11
Total	3,731	1,264	4	1	237



**Carbon County Official Precinct-by-Precinct Summary
Wyoming General Election - November 6, 2018**

	State Treasurer						Superintendent of Public Instruction			
	Curt Meier (R)	Chris Lowry (D)	Write-Ins	Over Votes	Under Votes		Jillian Balow (R)	Write-Ins	Over Votes	Under Votes
Jeffrey Center 1-1	179	193	0	0	14	282	7	0	97	
Jeffrey Center 1-2	143	42	1	0	8	166	1	0	27	
Jeffrey Center 2-1	299	135	0	0	20	375	10	0	69	
Jeffrey Center 2-2	339	166	0	0	31	432	2	0	102	
Jeffrey Center 3-1	221	131	0	1	13	288	5	0	73	
Jeffrey Center 3-2	359	159	0	0	25	435	15	0	93	
Jeffrey Center 4-1	12	2	0	0	0	13	0	0	1	
Sinclair Town Hall 5-1	138	31	0	0	12	151	1	0	29	
Hanna Town Hall 6-1	13	1	0	0	3	15	0	0	2	
Medicine Bow Senior Center 7-1	110	28	0	0	4	129	1	0	12	
Hanna Town Hall 8-1	214	51	0	0	10	234	4	0	37	
Elk Mountain Senior Center 9-1	122	15	0	0	3	130	0	0	10	
McFadden Fire Station 10-1	36	10	0	0	1	43	0	0	4	
Platte Valley Community Center 11-1	527	214	0	0	26	621	14	0	132	
Platte Valley Community Center 11-2	289	50	0	1	7	304	1	0	42	
Encampment Opera House 12-1	188	57	0	0	11	214	2	0	40	
Encampment Opera House13-1	159	45	0	0	5	168	4	0	37	
Valley Community Center 14-1	87	7	0	0	6	86	0	0	14	
Valley Community Center 15-1	242	11	0	1	9	242	2	0	19	
Total	3,677	1,348	1	3	208	4,328	69	0	840	



**Carbon County Official Precinct-by-Precinct Summary
Wyoming General Election - November 6, 2018**

	Senate District 11					House District 15			
	Larry Hicks (R)	Lee Ann Stephenson (D)	Write-Ins	Over Votes	Under Votes	Donald Burkhart (R)	Write-Ins	Over Votes	Under Votes
Jeffrey Center 1-1	176	194	1	0	15	276	8	0	102
Jeffrey Center 1-2	128	59	1	0	6	81	3	0	17
Jeffrey Center 2-1	262	171	0	0	21	364	10	0	80
Jeffrey Center 2-2	297	217	0	0	22	423	7	0	106
Jeffrey Center 3-1	207	148	1	0	10	289	8	0	69
Jeffrey Center 3-2	322	206	1	0	14	435	13	0	95
Jeffrey Center 4-1	8	3	0	0	3	-	-	-	-
Sinclair Town Hall 5-1	120	48	0	0	13	129	1	0	19
Hanna Town Hall 6-1	7	6	0	0	4	-	-	-	-
Medicine Bow Senior Center 7-1	102	36	1	0	3	-	-	-	-
Hanna Town Hall 8-1	203	58	0	0	14	-	-	-	-
Elk Mountain Senior Center 9-1	105	30	0	0	5	-	-	-	-
McFadden Fire Station 10-1	33	13	0	0	1	-	-	-	-
Platte Valley Community Center 11-1	421	312	1	0	33	-	-	-	-
Platte Valley Community Center 11-2	230	107	2	0	8	-	-	-	-
Encampment Opera House 12-1	149	99	0	0	8	-	-	-	-
Encampment Opera House 13-1	113	92	1	0	3	-	-	-	-
Valley Community Center 14-1	69	24	1	0	6	-	-	-	-
Valley Community Center 15-1	215	42	0	0	6	-	-	-	-
Total	3,167	1,865	10	0	195	1,997	50	0	488



**Carbon County Official Precinct-by-Precinct Summary
Wyoming General Election - November 6, 2018**

Jeffrey Center 1-1
 Jeffrey Center 1-2
 Jeffrey Center 2-1
 Jeffrey Center 2-2
 Jeffrey Center 3-1
 Jeffrey Center 3-2
 Jeffrey Center 4-1
 Sinclair Town Hall 5-1
 Hanna Town Hall 6-1
 Medicine Bow Senior Center 7-1
 Hanna Town Hall 8-1
 Elk Mountain Senior Center 9-1
 McFadden Fire Station 10-1
 Platte Valley Community Center 11-1
 Platte Valley Community Center 11-2
 Encampment Opera House 12-1
 Encampment Opera House 13-1
 Valley Community Center 14-1
 Valley Community Center 15-1

House District 47				
	Jerry Paxton (R)	Write-Ins	Over Votes	Under Votes
	-	-	-	-
	83	0	0	10
	-	-	-	-
	-	-	-	-
	-	-	-	-
	11	0	0	3
	29	0	0	3
	14	0	0	3
	117	2	0	23
	234	4	0	37
	123	1	0	16
	42	0	0	5
	609	13	0	145
	294	2	0	51
	216	4	0	36
	172	5	0	32
	82	3	0	15
	243	2	0	18
Total	2,269	36	0	397



**Carbon County Official Precinct-by-Precinct Summary
Wyoming General Election - November 6, 2018**

	District Court Judge, Second Judicial District Dawnessa Snyder				District Court Judge, Second Judicial District Tori R.A. Kricken			
	Yes	No	Over Votes	Under Votes	Yes	No	Over Votes	Under Votes
Jeffrey Center 1-1	279	83	0	24	266	77	0	43
Jeffrey Center 1-2	157	26	0	11	139	29	0	26
Jeffrey Center 2-1	354	72	0	28	326	71	0	57
Jeffrey Center 2-2	434	81	0	21	407	69	0	60
Jeffrey Center 3-1	283	63	0	20	263	60	0	43
Jeffrey Center 3-2	417	91	0	35	388	97	0	58
Jeffrey Center 4-1	6	2	0	6	5	2	0	7
Sinclair Town Hall 5-1	145	25	0	11	132	21	0	28
Hanna Town Hall 6-1	13	1	0	3	13	1	0	3
Medicine Bow Senior Center 7-1	105	25	0	12	103	24	0	15
Hanna Town Hall 8-1	181	67	0	27	185	59	0	31
Elk Mountain Senior Center 9-1	120	8	0	12	114	10	0	16
McFadden Fire Station 10-1	39	4	0	4	38	5	0	4
Platte Valley Community Center 11-1	545	126	0	96	526	120	0	121
Platte Valley Community Center 11-2	261	44	0	42	245	42	0	60
Encampment Opera House 12-1	174	45	0	37	161	46	0	49
Encampment Opera House 13-1	149	29	0	31	146	28	0	35
Valley Community Center 14-1	68	9	0	23	59	11	0	30
Valley Community Center 15-1	185	38	0	40	170	38	0	55
Total	3,915	839	0	483	3,686	810	0	741



**Carbon County Official Precinct-by-Precinct Summary
Wyoming General Election - November 6, 2018**

Circuit Court Judge, Second Judicial District Robert A. Castor				
	Yes	No	Over Votes	Under Votes
Jeffrey Center 1-1	266	75	0	45
Jeffrey Center 1-2	136	32	0	26
Jeffrey Center 2-1	328	67	0	59
Jeffrey Center 2-2	411	63	0	62
Jeffrey Center 3-1	269	54	0	43
Jeffrey Center 3-2	388	94	0	61
Jeffrey Center 4-1	6	2	0	6
Sinclair Town Hall 5-1	132	21	0	28
Hanna Town Hall 6-1	13	1	0	3
Medicine Bow Senior Center 7-1	104	25	0	13
Hanna Town Hall 8-1	194	49	0	32
Elk Mountain Senior Center 9-1	112	10	0	18
McFadden Fire Station 10-1	37	6	0	4
Platte Valley Community Center 11-1	515	125	1	126
Platte Valley Community Center 11-2	255	36	0	56
Encampment Opera House 12-1	165	41	0	50
Encampment Opera House 13-1	149	24	0	36
Valley Community Center 14-1	60	11	0	29
Valley Community Center 15-1	166	42	0	55
Total	3,706	778	1	752



**Converse County Official Precinct-by-Precinct Summary
Wyoming General Election - November 6, 2018**

United States Senator						
	John Barrasso (R)	Gary Trauner (D)	Joseph Porambo (L)	Write-Ins	Over Votes	Under Votes
Eastern Wyoming College 1-1	116	4	2	0	0	3
Douglas Recreation Center 2-2	256	49	11	0	0	2
Eastern Wyoming College 3-1	110	25	7	1	0	0
Douglas Recreation Center 4-4	317	37	10	0	0	0
Glenrock Recreation Center 6-6	195	24	8	1	0	3
Douglas Recreation Center 7-7	146	27	8	0	0	4
Eastern Wyoming College 8-8	190	17	6	0	0	3
Glenrock Recreation Center 9-1	364	110	9	0	0	3
Glenrock Recreation Center 9-2	284	86	15	1	0	5
Glenrock Recreation Center 10-10	183	41	13	1	0	0
Glenrock Recreation Center 11-11	137	22	6	1	1	0
Dry Creek Hall 13-13	66	4	1	0	0	1
Douglas Recreation Center 20-20	80	7	2	0	0	0
Douglas Recreation Center 23-1	162	54	5	0	1	0
Douglas Recreation Center 23-2	287	60	15	3	1	1
Douglas Recreation Center 23-3	290	59	6	3	0	5
Douglas Recreation Center 23-4	391	119	11	0	0	4
Douglas Recreation Center 23-5	185	37	7	0	0	3
Douglas Recreation Center 23-6	200	52	11	0	0	3
Total	3,959	834	153	11	3	40



**Converse County Official Precinct-by-Precinct Summary
Wyoming General Election - November 6, 2018**

United States Representative							
	Liz Cheney (R)	Greg Hunter (D)	Richard Brubaker (L)	Daniel Clyde Cummings (C)	Write-Ins	Over Votes	Under Votes
Eastern Wyoming College 1-1	109	7	3	4	0	1	1
Douglas Recreation Center 2-2	255	41	8	10	0	0	4
Eastern Wyoming College 3-1	107	22	5	5	0	2	2
Douglas Recreation Center 4-4	288	34	15	23	0	2	2
Glenrock Recreation Center 6-6	194	20	11	3	0	0	3
Douglas Recreation Center 7-7	145	24	6	6	0	0	4
Eastern Wyoming College 8-8	182	19	6	7	0	0	2
Glenrock Recreation Center 9-1	338	100	17	13	1	3	14
Glenrock Recreation Center 9-2	261	87	20	16	0	1	6
Glenrock Recreation Center 10-10	177	39	7	11	2	1	1
Glenrock Recreation Center 11-11	121	23	9	12	0	1	1
Dry Creek Hall 13-13	63	4	0	2	0	0	3
Douglas Recreation Center 20-20	80	6	0	2	0	0	1
Douglas Recreation Center 23-1	146	53	12	9	0	1	1
Douglas Recreation Center 23-2	270	57	20	13	2	1	4
Douglas Recreation Center 23-3	264	63	12	14	0	1	9
Douglas Recreation Center 23-4	371	117	6	19	0	3	9
Douglas Recreation Center 23-5	161	41	13	7	1	2	7
Douglas Recreation Center 23-6	183	49	14	7	0	3	10
Total	3,715	806	184	183	6	22	84



**Converse County Official Precinct-by-Precinct Summary
Wyoming General Election - November 6, 2018**

	Governor						
	Mark Gordon (R)	Mary A. Throne (D)	Lawrence Gerard Struempf (L)	Rex "T-Rex" Rammell (C)	Write-Ins	Over Votes	Under Votes
Eastern Wyoming College 1-1	104	7	0	8	1	0	5
Douglas Recreation Center 2-2	258	40	3	10	1	0	6
Eastern Wyoming College 3-1	115	18	2	6	1	0	1
Douglas Recreation Center 4-4	299	40	8	13	2	0	2
Glenrock Recreation Center 6-6	199	19	4	3	2	0	4
Douglas Recreation Center 7-7	144	19	3	10	7	0	2
Eastern Wyoming College 8-8	185	17	4	9	1	0	0
Glenrock Recreation Center 9-1	365	89	4	19	0	0	9
Glenrock Recreation Center 9-2	271	88	8	16	3	0	5
Glenrock Recreation Center 10-10	174	36	4	18	5	0	1
Glenrock Recreation Center 11-11	125	23	6	11	0	0	2
Dry Creek Hall 13-13	61	5	0	3	2	0	1
Douglas Recreation Center 20-20	75	9	2	3	0	0	0
Douglas Recreation Center 23-1	168	41	2	8	1	0	2
Douglas Recreation Center 23-2	284	53	11	12	2	2	3
Douglas Recreation Center 23-3	282	66	2	9	3	0	1
Douglas Recreation Center 23-4	396	99	5	17	1	2	5
Douglas Recreation Center 23-5	167	40	8	11	2	0	4
Douglas Recreation Center 23-6	200	48	4	9	1	0	4
Total	3,872	757	80	195	35	4	57



**Converse County Official Precinct-by-Precinct Summary
Wyoming General Election - November 6, 2018**

	Secretary of State					
	Edward Buchanan (R)	James W. Byrd (D)	Kit Carson III (L)	Write-Ins	Over Votes	Under Votes
Eastern Wyoming College 1-1	112	6	3	0	0	4
Douglas Recreation Center 2-2	264	31	11	1	0	11
Eastern Wyoming College 3-1	122	14	5	0	0	2
Douglas Recreation Center 4-4	312	34	13	0	0	5
Glenrock Recreation Center 6-6	194	20	6	1	0	10
Douglas Recreation Center 7-7	150	22	6	0	0	7
Eastern Wyoming College 8-8	190	18	7	0	0	1
Glenrock Recreation Center 9-1	386	72	18	0	0	10
Glenrock Recreation Center 9-2	285	74	19	0	0	13
Glenrock Recreation Center 10-10	180	32	17	0	0	9
Glenrock Recreation Center 11-11	137	17	12	0	0	1
Dry Creek Hall 13-13	69	1	0	0	0	2
Douglas Recreation Center 20-20	77	6	2	0	0	4
Douglas Recreation Center 23-1	165	42	9	0	0	6
Douglas Recreation Center 23-2	289	47	20	1	0	10
Douglas Recreation Center 23-3	286	53	12	1	0	11
Douglas Recreation Center 23-4	406	91	8	0	0	20
Douglas Recreation Center 23-5	172	39	14	0	0	7
Douglas Recreation Center 23-6	205	40	12	0	0	9
Total	4,001	659	194	4	0	142



**Converse County Official Precinct-by-Precinct Summary
Wyoming General Election - November 6, 2018**

	State Auditor				
	Kristi Racines (R)	Jeff Dockter (D)	Write-Ins	Over Votes	Under Votes
Eastern Wyoming College 1-1	119	4	0	0	2
Douglas Recreation Center 2-2	277	27	0	0	14
Eastern Wyoming College 3-1	123	18	0	0	2
Douglas Recreation Center 4-4	329	29	0	1	5
Glenrock Recreation Center 6-6	198	18	0	0	15
Douglas Recreation Center 7-7	157	21	0	0	7
Eastern Wyoming College 8-8	194	19	0	0	3
Glenrock Recreation Center 9-1	388	86	0	1	11
Glenrock Recreation Center 9-2	298	78	0	0	15
Glenrock Recreation Center 10-10	194	39	0	0	5
Glenrock Recreation Center 11-11	139	21	0	0	7
Dry Creek Hall 13-13	65	3	0	0	4
Douglas Recreation Center 20-20	82	4	0	0	3
Douglas Recreation Center 23-1	178	37	0	0	7
Douglas Recreation Center 23-2	302	55	0	0	10
Douglas Recreation Center 23-3	296	53	0	0	14
Douglas Recreation Center 23-4	416	93	0	0	16
Douglas Recreation Center 23-5	186	34	1	0	11
Douglas Recreation Center 23-6	220	33	0	0	13
Total	4,161	672	1	2	164



**Converse County Official Precinct-by-Precinct Summary
Wyoming General Election - November 6, 2018**

	State Treasurer					Superintendent of Public Instruction				
	Curt Meier (R)	Chris Lowry (D)	Write-Ins	Over Votes	Under Votes	Jillian Balow (R)	Write-Ins	Over Votes	Under Votes	
Eastern Wyoming College 1-1	115	7	0	0	3	116	1	0	8	
Douglas Recreation Center 2-2	270	31	0	0	17	275	2	1	40	
Eastern Wyoming College 3-1	126	15	0	0	2	120	1	0	22	
Douglas Recreation Center 4-4	322	34	0	0	8	330	2	0	32	
Glenrock Recreation Center 6-6	202	20	0	0	9	205	2	0	24	
Douglas Recreation Center 7-7	162	18	0	0	5	162	3	0	20	
Eastern Wyoming College 8-8	190	20	0	0	6	191	1	0	24	
Glenrock Recreation Center 9-1	380	93	0	0	13	419	9	0	58	
Glenrock Recreation Center 9-2	300	74	0	0	17	342	4	0	45	
Glenrock Recreation Center 10-10	196	36	1	0	5	211	1	0	26	
Glenrock Recreation Center 11-11	142	19	0	0	6	145	1	0	21	
Dry Creek Hall 13-13	66	2	0	0	4	62	0	0	10	
Douglas Recreation Center 20-20	80	5	0	0	4	80	0	0	9	
Douglas Recreation Center 23-1	178	36	0	0	8	192	0	0	30	
Douglas Recreation Center 23-2	299	58	0	0	10	319	3	0	45	
Douglas Recreation Center 23-3	295	56	0	0	12	319	2	0	42	
Douglas Recreation Center 23-4	415	92	0	0	18	467	2	0	56	
Douglas Recreation Center 23-5	183	37	0	0	12	193	1	0	38	
Douglas Recreation Center 23-6	214	38	0	1	13	223	4	0	39	
Total	4,135	691	1	1	172	4,371	39	1	589	



**Converse County Official Precinct-by-Precinct Summary
Wyoming General Election - November 6, 2018**

	Senate District 23				House District 3			
	Jeff Wasserburger (R)	Write-Ins	Over Votes	Under Votes	Eric Barlow (R)	Write-Ins	Over Votes	Under Votes
Eastern Wyoming College 1-1	110	0	0	15	109	0	0	16
Douglas Recreation Center 2-2	-	-	-	-	-	-	-	-
Eastern Wyoming College 3-1	-	-	-	-	-	-	-	-
Douglas Recreation Center 4-4	-	-	-	-	-	-	-	-
Glenrock Recreation Center 6-6	-	-	-	-	-	-	-	-
Douglas Recreation Center 7-7	-	-	-	-	-	-	-	-
Eastern Wyoming College 8-8	-	-	-	-	-	-	-	-
Glenrock Recreation Center 9-1	-	-	-	-	-	-	-	-
Glenrock Recreation Center 9-2	-	-	-	-	-	-	-	-
Glenrock Recreation Center 10-10	-	-	-	-	-	-	-	-
Glenrock Recreation Center 11-11	-	-	-	-	-	-	-	-
Dry Creek Hall 13-13	55	0	0	17	62	1	0	9
Douglas Recreation Center 20-20	-	-	-	-	-	-	-	-
Douglas Recreation Center 23-1	187	0	0	35	193	0	0	29
Douglas Recreation Center 23-2	-	-	-	-	-	-	-	-
Douglas Recreation Center 23-3	-	-	-	-	-	-	-	-
Douglas Recreation Center 23-4	440	1	0	84	460	1	0	64
Douglas Recreation Center 23-5	-	-	-	-	-	-	-	-
Douglas Recreation Center 23-6	-	-	-	-	-	-	-	-
Total	792	1	0	151	824	2	0	118



**Converse County Official Precinct-by-Precinct Summary
Wyoming General Election - November 6, 2018**

	House District 4					House District 6			
	Dan R. Kirkbride (R)	Write-Ins	Over Votes	Under Votes		Aaron Clausen (R)	Write-Ins	Over Votes	Under Votes
Eastern Wyoming College 1-1	-	-	-	-	-	-	-	-	-
Douglas Recreation Center 2-2	-	-	-	-	262	3	0	53	
Eastern Wyoming College 3-1	-	-	-	-	116	1	0	26	
Douglas Recreation Center 4-4	-	-	-	-	318	2	0	44	
Glenrock Recreation Center 6-6	-	-	-	-	190	2	0	39	
Douglas Recreation Center 7-7	-	-	-	-	143	5	0	37	
Eastern Wyoming College 8-8	182	0	0	34	-	-	-	-	
Glenrock Recreation Center 9-1	-	-	-	-	402	4	0	80	
Glenrock Recreation Center 9-2	-	-	-	-	315	1	0	75	
Glenrock Recreation Center 10-10	-	-	-	-	188	1	0	49	
Glenrock Recreation Center 11-11	-	-	-	-	141	0	0	26	
Dry Creek Hall 13-13	-	-	-	-	-	-	-	-	
Douglas Recreation Center 20-20	-	-	-	-	77	0	0	12	
Douglas Recreation Center 23-1	-	-	-	-	-	-	-	-	
Douglas Recreation Center 23-2	-	-	-	-	304	2	0	61	
Douglas Recreation Center 23-3	-	-	-	-	300	2	0	61	
Douglas Recreation Center 23-4	-	-	-	-	-	-	-	-	
Douglas Recreation Center 23-5	-	-	-	-	186	0	0	46	
Douglas Recreation Center 23-6	204	3	0	59	-	-	-	-	
Total	386	3	0	93	2,942	23	0	609	



**Converse County Official Precinct-by-Precinct Summary
Wyoming General Election - November 6, 2018**

	District Court Judge, Eighth Judicial District F. Scott Peasley					Circuit Court Judge, Eighth Judicial District Randal R. Arp			
	Yes	No	Over Votes	Under Votes		Yes	No	Over Votes	Under Votes
Eastern Wyoming College 1-1	99	17	0	9	94	13	0	18	
Douglas Recreation Center 2-2	281	19	0	18	245	31	0	42	
Eastern Wyoming College 3-1	120	12	0	11	103	16	0	24	
Douglas Recreation Center 4-4	310	27	0	27	279	46	0	39	
Glenrock Recreation Center 6-6	172	25	0	34	163	24	0	44	
Douglas Recreation Center 7-7	141	30	0	14	123	32	0	30	
Eastern Wyoming College 8-8	170	25	0	21	164	22	0	30	
Glenrock Recreation Center 9-1	365	70	0	51	341	79	0	66	
Glenrock Recreation Center 9-2	308	49	0	34	298	47	0	46	
Glenrock Recreation Center 10-10	177	34	0	27	159	44	0	35	
Glenrock Recreation Center 11-11	128	25	0	14	123	24	0	20	
Dry Creek Hall 13-13	54	11	0	7	45	13	0	14	
Douglas Recreation Center 20-20	75	10	0	4	63	13	0	13	
Douglas Recreation Center 23-1	181	29	0	12	154	32	0	36	
Douglas Recreation Center 23-2	308	39	0	20	275	45	0	47	
Douglas Recreation Center 23-3	317	27	0	19	284	33	0	46	
Douglas Recreation Center 23-4	447	53	0	25	388	70	1	66	
Douglas Recreation Center 23-5	185	31	0	16	172	36	0	24	
Douglas Recreation Center 23-6	229	22	0	15	191	34	0	41	
Total	4,067	555	0	378	3,664	654	1	681	



**Crook County Official Precinct-by-Precinct Summary
Wyoming General Election - November 6, 2018**

	United States Senator					
	John Barrasso (R)	Gary Trauner (D)	Joseph Porambo (L)	Write-Ins	Over Votes	Under Votes
Sundance Inside North - Courthouse 1-1	245	36	10	0	0	4
Sundance Inside South - Courthouse 1-2	192	48	4	0	1	3
Sundance Outside - Courthouse 2-2	379	62	16	0	0	7
Beulah Community Building 3-3	113	22	10	0	0	2
Aladdin Community Building 7-7	135	13	9	0	0	2
Alva - Hulett Civic Center 9-9	72	4	5	0	0	3
Tower Junction - Ram Center 11-11	164	23	4	0	0	2
Elmore - Barton Ranch Voting Booth 12-12	257	21	7	1	0	3
Hulett Outside - Civic Center 13-13	155	16	6	0	0	5
Hulett Inside - Civic Center 14-14	147	17	5	0	0	2
Pine Haven Town Hall 15-15	175	20	6	0	0	9
Moorcroft Town Center - Outside 16-16	244	15	10	0	0	1
Moorcroft Town Center - West Side 18-1	123	16	4	0	0	1
Moorcroft Town Center - East Side 18-2	128	12	7	0	0	2
New Haven Community Building 23-23	33	4	2	0	0	0
Colony Community Building 24-24	35	2	1	0	0	0
Oshoto Fire Hall 26-26	46	4	4	0	0	0
Total	2,643	335	110	1	1	46



**Crook County Official Precinct-by-Precinct Summary
Wyoming General Election - November 6, 2018**

United States Representative

	Liz Cheney (R)	Greg Hunter (D)	Richard Brubaker (L)	Daniel Clyde Cummings (C)	Write-Ins	Over Votes	Under Votes
Sundance Inside North - Courthouse 1-1	229	40	9	7	0	1	9
Sundance Inside South - Courthouse 1-2	179	53	5	7	0	0	4
Sundance Outside - Courthouse 2-2	357	62	16	14	0	0	15
Beulah Community Building 3-3	112	20	7	6	0	0	2
Aladdin Community Building 7-7	132	18	1	6	0	0	2
Alva - Hulett Civic Center 9-9	74	6	1	1	0	1	1
Tower Junction - Ram Center 11-11	159	22	5	5	0	0	2
Elmore - Barton Ranch Voting Booth 12-12	229	24	8	20	0	0	8
Hulett Outside - Civic Center 13-13	152	13	5	3	0	0	9
Hulett Inside - Civic Center 14-14	141	19	4	3	0	0	4
Pine Haven Town Hall 15-15	178	18	4	2	0	0	8
Moorcroft Town Center - Outside 16-16	235	16	7	9	0	1	2
Moorcroft Town Center - West Side 18-1	115	15	3	7	1	1	2
Moorcroft Town Center - East Side 18-2	121	12	6	5	0	0	5
New Haven Community Building 23-23	33	4	0	1	0	0	1
Colony Community Building 24-24	34	2	0	2	0	0	0
Oshoto Fire Hall 26-26	45	2	4	1	0	0	2
Total	2,525	346	85	99	1	4	76



**Crook County Official Precinct-by-Precinct Summary
Wyoming General Election - November 6, 2018**

	Governor						
	Mark Gordon (R)	Mary A. Throne (D)	Lawrence Gerard Struempf (L)	Rex "T-Rex" Rammell (C)	Write-Ins	Over Votes	Under Votes
Sundance Inside North - Courthouse 1-1	244	33	5	5	3	0	5
Sundance Inside South - Courthouse 1-2	178	53	0	6	6	0	5
Sundance Outside - Courthouse 2-2	375	66	5	8	5	0	5
Beulah Community Building 3-3	113	26	3	4	0	0	1
Aladdin Community Building 7-7	121	18	1	11	0	0	8
Alva - Hulett Civic Center 9-9	74	6	1	1	1	0	1
Tower Junction - Ram Center 11-11	163	19	3	6	1	0	1
Elmore - Barton Ranch Voting Booth 12-12	248	18	5	11	1	1	5
Hulett Outside - Civic Center 13-13	143	19	2	10	5	0	3
Hulett Inside - Civic Center 14-14	145	19	1	3	1	0	2
Pine Haven Town Hall 15-15	176	20	2	4	3	0	5
Moorcroft Town Center - Outside 16-16	238	20	3	9	0	0	0
Moorcroft Town Center - West Side 18-1	120	18	1	3	0	0	2
Moorcroft Town Center - East Side 18-2	128	11	1	6	2	0	1
New Haven Community Building 23-23	33	4	0	0	0	0	2
Colony Community Building 24-24	35	2	1	0	0	0	0
Oshoto Fire Hall 26-26	41	6	3	2	1	0	1
Total	2,575	358	37	89	29	1	47



**Crook County Official Precinct-by-Precinct Summary
Wyoming General Election - November 6, 2018**

	Secretary of State					
	Edward Buchanan (R)	James W. Byrd (D)	Kit Carson III (L)	Write-Ins	Over Votes	Under Votes
Sundance Inside North - Courthouse 1-1	231	39	11	0	1	13
Sundance Inside South - Courthouse 1-2	186	48	5	0	0	9
Sundance Outside - Courthouse 2-2	392	50	8	0	0	14
Beulah Community Building 3-3	112	23	9	0	0	3
Aladdin Community Building 7-7	132	12	7	0	0	8
Alva - Hulett Civic Center 9-9	72	6	2	0	0	4
Tower Junction - Ram Center 11-11	163	21	8	0	0	1
Elmore - Barton Ranch Voting Booth 12-12	254	22	3	0	0	10
Hulett Outside - Civic Center 13-13	153	17	5	0	0	7
Hulett Inside - Civic Center 14-14	146	15	5	0	0	5
Pine Haven Town Hall 15-15	180	19	5	0	0	6
Moorcroft Town Center - Outside 16-16	246	17	4	0	0	3
Moorcroft Town Center - West Side 18-1	122	17	3	0	0	2
Moorcroft Town Center - East Side 18-2	125	8	12	0	0	4
New Haven Community Building 23-23	34	3	0	0	0	2
Colony Community Building 24-24	35	2	1	0	0	0
Oshoto Fire Hall 26-26	44	4	6	0	0	0
Total	2,627	323	94	0	1	91



**Crook County Official Precinct-by-Precinct Summary
Wyoming General Election - November 6, 2018**

	State Auditor				
	Kristi Racines (R)	Jeff Dockter (D)	Write-Ins	Over Votes	Under Votes
Sundance Inside North - Courthouse 1-1	240	40	0	0	15
Sundance Inside South - Courthouse 1-2	192	47	0	0	9
Sundance Outside - Courthouse 2-2	388	56	0	0	20
Beulah Community Building 3-3	120	20	1	0	6
Aladdin Community Building 7-7	134	15	0	0	10
Alva - Hulett Civic Center 9-9	74	6	0	0	4
Tower Junction - Ram Center 11-11	172	17	0	1	3
Elmore - Barton Ranch Voting Booth 12-12	260	20	0	0	9
Hulett Outside - Civic Center 13-13	152	18	0	0	12
Hulett Inside - Civic Center 14-14	147	18	0	0	6
Pine Haven Town Hall 15-15	186	19	0	0	5
Moorcroft Town Center - Outside 16-16	246	18	0	0	6
Moorcroft Town Center - West Side 18-1	122	21	0	0	1
Moorcroft Town Center - East Side 18-2	131	13	0	0	5
New Haven Community Building 23-23	35	1	0	0	3
Colony Community Building 24-24	36	2	0	0	0
Oshoto Fire Hall 26-26	47	3	0	1	3
Total	2,682	334	1	2	117



**Crook County Official Precinct-by-Precinct Summary
Wyoming General Election - November 6, 2018**

	State Treasurer					Superintendent of Public Instruction			
	Curt Meier (R)	Chris Lowry (D)	Write-Ins	Over Votes	Under Votes	Jillian Balow (R)	Write-Ins	Over Votes	Under Votes
Sundance Inside North - Courthouse 1-1	239	41	0	0	15	239	2	0	54
Sundance Inside South - Courthouse 1-2	190	47	0	0	11	189	4	0	55
Sundance Outside - Courthouse 2-2	389	56	0	0	19	394	3	0	67
Beulah Community Building 3-3	122	22	1	0	2	118	3	0	26
Aladdin Community Building 7-7	133	16	0	0	10	136	2	0	21
Alva - Hulett Civic Center 9-9	75	6	0	0	3	68	2	0	14
Tower Junction - Ram Center 11-11	165	20	0	0	8	174	0	0	19
Elmore - Barton Ranch Voting Booth 12-12	261	21	1	0	6	251	2	0	36
Hulett Outside - Civic Center 13-13	160	14	0	0	8	151	1	0	30
Hulett Inside - Civic Center 14-14	145	19	0	0	7	148	0	0	23
Pine Haven Town Hall 15-15	184	18	0	0	8	190	0	0	20
Moorcroft Town Center - Outside 16-16	250	15	0	0	5	249	0	0	21
Moorcroft Town Center - West Side 18-1	122	18	0	0	4	135	0	0	9
Moorcroft Town Center - East Side 18-2	132	10	0	0	7	132	2	0	15
New Haven Community Building 23-23	36	1	0	0	2	34	0	0	5
Colony Community Building 24-24	36	2	0	0	0	34	0	0	4
Oshoto Fire Hall 26-26	48	4	0	0	2	47	0	0	7
Total	2,687	330	2	0	117	2,689	21	0	426



**Crook County Official Precinct-by-Precinct Summary
Wyoming General Election - November 6, 2018**

	Senate District 1					House District 1			
	Ogden Driskill (R)	Write-Ins	Over Votes	Under Votes		Tyler Lindholm (R)	Write-Ins	Over Votes	Under Votes
Sundance Inside North - Courthouse 1-1	232	11	0	52	238	8	0	49	
Sundance Inside South - Courthouse 1-2	172	14	0	62	184	10	0	54	
Sundance Outside - Courthouse 2-2	370	13	0	81	389	8	0	67	
Beulah Community Building 3-3	116	3	0	28	118	3	0	26	
Aladdin Community Building 7-7	119	6	0	34	124	3	0	32	
Alva - Hulett Civic Center 9-9	63	4	0	17	69	3	0	12	
Tower Junction - Ram Center 11-11	163	2	0	28	174	2	0	17	
Elmore - Barton Ranch Voting Booth 12-12	245	3	0	41	252	6	0	31	
Hulett Outside - Civic Center 13-13	133	15	0	34	153	2	0	27	
Hulett Inside - Civic Center 14-14	121	5	0	45	147	1	0	23	
Pine Haven Town Hall 15-15	172	8	0	30	190	2	0	18	
Moorcroft Town Center - Outside 16-16	231	14	0	25	248	2	0	20	
Moorcroft Town Center - West Side 18-1	127	3	0	14	136	1	0	7	
Moorcroft Town Center - East Side 18-2	124	6	0	19	133	2	0	14	
New Haven Community Building 23-23	32	0	0	7	35	0	0	4	
Colony Community Building 24-24	37	0	0	1	37	0	0	1	
Oshoto Fire Hall 26-26	41	5	0	8	47	2	0	5	
Total	2,498	112	0	526	2,674	55	0	407	



**Crook County Official Precinct-by-Precinct Summary
Wyoming General Election - November 6, 2018**

	District Court Judge, Sixth Judicial District Michael N. "Nick" Deegan				Circuit Court Judge, Sixth Judicial District Paul S. Phillips			
	Yes	No	Over Votes	Under Votes	Yes	No	Over Votes	Under Votes
Sundance Inside North - Courthouse 1-1	233	20	0	42	222	18	0	55
Sundance Inside South - Courthouse 1-2	165	34	0	49	159	35	0	54
Sundance Outside - Courthouse 2-2	323	51	0	90	315	45	0	104
Beulah Community Building 3-3	91	26	0	30	94	22	0	31
Aladdin Community Building 7-7	95	26	0	38	90	28	0	41
Alva - Hulett Civic Center 9-9	57	10	0	17	59	6	0	19
Tower Junction - Ram Center 11-11	126	39	0	28	128	35	0	30
Elmore - Barton Ranch Voting Booth 12-12	189	50	1	49	190	43	0	56
Hulett Outside - Civic Center 13-13	114	31	0	37	110	29	0	43
Hulett Inside - Civic Center 14-14	111	35	0	25	106	31	0	34
Pine Haven Town Hall 15-15	156	26	0	28	151	21	0	38
Moorcroft Town Center - Outside 16-16	205	32	0	33	198	35	0	37
Moorcroft Town Center - West Side 18-1	111	24	0	9	109	24	0	11
Moorcroft Town Center - East Side 18-2	104	26	0	19	98	28	0	23
New Haven Community Building 23-23	15	9	0	15	15	9	0	15
Colony Community Building 24-24	32	4	0	2	29	5	0	4
Oshoto Fire Hall 26-26	33	10	0	11	33	10	0	11
Total	2,160	453	1	522	2,106	424	0	606



**Fremont County Official Precinct-by-Precinct Summary
Wyoming General Election - November 6, 2018**

United States Senator						
	John Barrasso (R)	Gary Trauner (D)	Joseph Porambo (L)	Write-Ins	Over Votes	Under Votes
Bob Carey Memorial Fieldhouse 1-1	405	222	8	1	0	3
Bob Carey Memorial Fieldhouse 1-2	155	156	8	1	0	2
Bob Carey Memorial Fieldhouse 1-3	239	310	15	0	0	4
Bob Carey Memorial Fieldhouse 1-4	213	198	9	0	0	3
Bob Carey Memorial Fieldhouse 1-5	353	293	18	0	0	1
Bob Carey Memorial Fieldhouse 1-6	281	255	11	1	0	8
Hudson Town Hall 2-1	166	66	3	0	0	1
Fremont Center (Fair Office) 3-1	334	75	12	2	0	1
Fremont Center (Fair Office) 3-2	268	115	14	0	0	3
Fremont Center (Fair Office) 3-3	448	188	24	0	0	8
Fremont Center (Fair Office) 3-4	339	130	14	0	0	3
Fremont Center (Fair Office) 3-5	442	168	15	2	0	5
Fremont Center (Fair Office) 3-6	501	167	23	2	0	9
Ft. Washakie School Administration 4-1	117	322	16	0	0	6
Bob Carey Memorial Fieldhouse 5-1	811	441	19	1	0	10
Bob Carey Memorial Fieldhouse 6-1	253	118	12	0	0	2
Headwaters Center 7-1	702	223	31	0	1	6
Arapahoe School 8-1	149	249	13	1	0	19
Missouri Valley Fire Hall 9-1	263	16	12	0	0	1
Heritage Hall (Fairgrounds) 10-1	422	73	13	0	0	6
Jeffrey City Fire Hall 12-1	55	9	2	1	0	1
WY Indian High Tech Center 13-1	134	433	12	1	0	10
Wind River Recreation Center 14-1	509	95	25	0	0	3
Kinnear Fire Hall 16-1	126	33	5	0	0	1
Heritage Hall (Fairgrounds) 17-1	165	78	7	0	0	3
Fremont Center (Fair Office) 18-1	623	90	14	4	0	1
Fremont Center (Fair Office) 18-2	227	79	8	0	0	5
Crowheart Fire Hall 19-1	86	22	0	1	0	0
Senior Citizens Center 20-1	245	40	9	1	0	2
Heritage Hall (Fairgrounds) 21-1	169	42	5	0	0	2
Lysite Fire Hall 22-1	33	0	0	0	0	0
Atlantic City Fire Hall 24-1	29	28	3	0	0	2
Total	9,262	4,734	380	19	1	131



**Fremont County Official Precinct-by-Precinct Summary
Wyoming General Election - November 6, 2018**

United States Representative							
	Liz Cheney (R)	Greg Hunter (D)	Richard Brubaker (L)	Daniel Clyde Cummings (C)	Write-Ins	Over Votes	Under Votes
Bob Carey Memorial Fieldhouse 1-1	368	222	15	24	2	0	8
Bob Carey Memorial Fieldhouse 1-2	138	153	15	11	2	0	3
Bob Carey Memorial Fieldhouse 1-3	218	298	23	20	0	1	8
Bob Carey Memorial Fieldhouse 1-4	196	198	11	11	1	1	5
Bob Carey Memorial Fieldhouse 1-5	337	274	23	13	0	1	17
Bob Carey Memorial Fieldhouse 1-6	255	250	23	10	0	2	16
Hudson Town Hall 2-1	155	56	10	10	2	0	3
Fremont Center (Fair Office) 3-1	301	71	27	18	0	1	6
Fremont Center (Fair Office) 3-2	255	98	29	13	0	0	5
Fremont Center (Fair Office) 3-3	412	171	49	22	1	0	13
Fremont Center (Fair Office) 3-4	302	120	37	18	1	0	8
Fremont Center (Fair Office) 3-5	390	160	48	19	1	0	14
Fremont Center (Fair Office) 3-6	473	157	43	11	1	0	17
Ft. Washakie School Administration 4-1	102	310	20	12	0	0	17
Bob Carey Memorial Fieldhouse 5-1	753	419	48	26	2	0	34
Bob Carey Memorial Fieldhouse 6-1	233	119	21	8	0	1	3
Headwaters Center 7-1	671	221	37	25	0	1	8
Arapahoe School 8-1	136	250	10	12	1	0	22
Missouri Valley Fire Hall 9-1	252	18	10	11	0	0	1
Heritage Hall (Fairgrounds) 10-1	394	60	31	17	2	0	10
Jeffrey City Fire Hall 12-1	51	10	5	0	2	0	0
WY Indian High Tech Center 13-1	109	432	14	10	0	0	25
Wind River Recreation Center 14-1	474	92	35	24	0	0	7
Kinnear Fire Hall 16-1	116	30	9	7	0	0	3
Heritage Hall (Fairgrounds) 17-1	156	66	17	6	0	0	8
Fremont Center (Fair Office) 18-1	580	86	25	28	3	1	9
Fremont Center (Fair Office) 18-2	212	69	24	2	0	0	12
Crowheart Fire Hall 19-1	83	20	4	2	0	0	0
Senior Citizens Center 20-1	225	32	13	18	0	1	8
Heritage Hall (Fairgrounds) 21-1	157	43	8	9	0	1	0
Lysite Fire Hall 22-1	31	0	0	2	0	0	0
Atlantic City Fire Hall 24-1	27	29	3	2	0	0	1
Total	8,562	4,534	687	421	21	11	291



**Fremont County Official Precinct-by-Precinct Summary
Wyoming General Election - November 6, 2018**

	Governor						
	Mark Gordon (R)	Mary A. Throne (D)	Lawrence Gerard Struempf (L)	Rex "T-Rex" Rammell (C)	Write-Ins	Over Votes	Under Votes
Bob Carey Memorial Fieldhouse 1-1	419	185	10	16	4	0	5
Bob Carey Memorial Fieldhouse 1-2	164	137	8	9	0	0	4
Bob Carey Memorial Fieldhouse 1-3	283	264	8	6	0	0	7
Bob Carey Memorial Fieldhouse 1-4	225	185	3	7	0	0	3
Bob Carey Memorial Fieldhouse 1-5	389	241	9	19	4	1	2
Bob Carey Memorial Fieldhouse 1-6	297	236	10	7	1	0	5
Hudson Town Hall 2-1	161	59	2	8	5	0	1
Fremont Center (Fair Office) 3-1	315	76	10	19	1	0	3
Fremont Center (Fair Office) 3-2	271	97	9	14	4	0	5
Fremont Center (Fair Office) 3-3	465	167	15	16	2	0	3
Fremont Center (Fair Office) 3-4	310	126	10	30	3	2	5
Fremont Center (Fair Office) 3-5	445	148	14	15	3	0	7
Fremont Center (Fair Office) 3-6	512	150	12	13	5	0	10
Ft. Washakie School Administration 4-1	92	325	8	22	1	0	13
Bob Carey Memorial Fieldhouse 5-1	859	359	22	26	1	0	15
Bob Carey Memorial Fieldhouse 6-1	251	104	5	18	4	0	3
Headwaters Center 7-1	699	197	17	32	6	1	11
Arapahoe School 8-1	134	252	4	25	1	0	15
Missouri Valley Fire Hall 9-1	257	17	4	13	0	0	1
Heritage Hall (Fairgrounds) 10-1	416	62	6	21	7	1	1
Jeffrey City Fire Hall 12-1	53	9	0	4	1	0	1
WY Indian High Tech Center 13-1	108	447	4	15	1	0	15
Wind River Recreation Center 14-1	485	81	18	38	4	0	6
Kinnear Fire Hall 16-1	122	30	2	7	0	0	4
Heritage Hall (Fairgrounds) 17-1	156	76	5	12	1	0	3
Fremont Center (Fair Office) 18-1	597	81	8	38	4	0	4
Fremont Center (Fair Office) 18-2	230	70	8	6	2	0	3
Crowheart Fire Hall 19-1	81	22	2	2	1	0	1
Senior Citizens Center 20-1	230	31	5	26	3	0	2
Heritage Hall (Fairgrounds) 21-1	160	43	3	6	1	2	3
Lysite Fire Hall 22-1	33	0	0	0	0	0	0
Atlantic City Fire Hall 24-1	32	22	2	5	0	0	1
Total	9,251	4,299	243	495	70	7	162



**Fremont County Official Precinct-by-Precinct Summary
Wyoming General Election - November 6, 2018**

	Secretary of State					
	Edward Buchanan (R)	James W. Byrd (D)	Kit Carson III (L)	Write-Ins	Over Votes	Under Votes
Bob Carey Memorial Fieldhouse 1-1	409	185	22	1	0	22
Bob Carey Memorial Fieldhouse 1-2	161	130	16	0	0	15
Bob Carey Memorial Fieldhouse 1-3	261	261	23	1	0	22
Bob Carey Memorial Fieldhouse 1-4	203	185	19	0	0	16
Bob Carey Memorial Fieldhouse 1-5	370	244	29	0	0	22
Bob Carey Memorial Fieldhouse 1-6	286	221	24	0	1	24
Hudson Town Hall 2-1	161	56	16	0	0	3
Fremont Center (Fair Office) 3-1	319	73	15	0	0	17
Fremont Center (Fair Office) 3-2	270	96	25	0	0	9
Fremont Center (Fair Office) 3-3	458	147	42	0	0	21
Fremont Center (Fair Office) 3-4	315	119	39	0	0	13
Fremont Center (Fair Office) 3-5	434	137	39	2	0	20
Fremont Center (Fair Office) 3-6	508	142	32	1	0	19
Ft. Washakie School Administration 4-1	80	316	40	1	1	23
Bob Carey Memorial Fieldhouse 5-1	805	371	55	0	0	51
Bob Carey Memorial Fieldhouse 6-1	254	95	21	0	0	15
Headwaters Center 7-1	702	196	42	0	0	23
Arapahoe School 8-1	127	245	29	1	0	29
Missouri Valley Fire Hall 9-1	263	17	9	0	0	3
Heritage Hall (Fairgrounds) 10-1	429	52	23	0	0	10
Jeffrey City Fire Hall 12-1	53	12	1	1	0	1
WY Indian High Tech Center 13-1	100	428	26	0	0	36
Wind River Recreation Center 14-1	517	74	33	0	0	8
Kinnear Fire Hall 16-1	119	27	14	0	0	5
Heritage Hall (Fairgrounds) 17-1	161	72	10	0	0	10
Fremont Center (Fair Office) 18-1	620	73	21	1	0	17
Fremont Center (Fair Office) 18-2	243	50	14	0	0	12
Crowheart Fire Hall 19-1	82	19	4	0	0	4
Senior Citizens Center 20-1	233	38	11	0	0	15
Heritage Hall (Fairgrounds) 21-1	160	46	7	0	0	5
Lysite Fire Hall 22-1	33	0	0	0	0	0
Atlantic City Fire Hall 24-1	30	24	2	0	0	6
Total	9,166	4,151	703	9	2	496



**Fremont County Official Precinct-by-Precinct Summary
Wyoming General Election - November 6, 2018**

	State Auditor				
	Kristi Racines (R)	Jeff Dockter (D)	Write-Ins	Over Votes	Under Votes
Bob Carey Memorial Fieldhouse 1-1	440	172	1	0	26
Bob Carey Memorial Fieldhouse 1-2	180	122	1	0	19
Bob Carey Memorial Fieldhouse 1-3	293	250	0	0	25
Bob Carey Memorial Fieldhouse 1-4	242	165	1	0	15
Bob Carey Memorial Fieldhouse 1-5	419	217	0	1	28
Bob Carey Memorial Fieldhouse 1-6	323	203	1	0	29
Hudson Town Hall 2-1	188	44	1	0	3
Fremont Center (Fair Office) 3-1	350	63	0	0	11
Fremont Center (Fair Office) 3-2	293	96	1	0	10
Fremont Center (Fair Office) 3-3	514	132	2	0	20
Fremont Center (Fair Office) 3-4	345	123	0	0	18
Fremont Center (Fair Office) 3-5	478	131	1	0	22
Fremont Center (Fair Office) 3-6	551	135	1	0	15
Ft. Washakie School Administration 4-1	130	309	0	0	22
Bob Carey Memorial Fieldhouse 5-1	910	306	1	0	65
Bob Carey Memorial Fieldhouse 6-1	273	96	0	0	16
Headwaters Center 7-1	736	191	0	0	36
Arapahoe School 8-1	144	254	0	0	33
Missouri Valley Fire Hall 9-1	273	16	0	0	3
Heritage Hall (Fairgrounds) 10-1	452	51	0	0	11
Jeffrey City Fire Hall 12-1	54	11	2	0	1
WY Indian High Tech Center 13-1	124	426	0	0	40
Wind River Recreation Center 14-1	535	74	0	0	23
Kinnear Fire Hall 16-1	127	32	0	0	6
Heritage Hall (Fairgrounds) 17-1	172	70	0	0	11
Fremont Center (Fair Office) 18-1	644	69	1	0	18
Fremont Center (Fair Office) 18-2	264	46	0	0	9
Crowheart Fire Hall 19-1	86	21	0	0	2
Senior Citizens Center 20-1	245	39	0	0	13
Heritage Hall (Fairgrounds) 21-1	172	42	0	1	3
Lysite Fire Hall 22-1	33	0	0	0	0
Atlantic City Fire Hall 24-1	39	20	0	0	3
Total	10,029	3,926	14	2	556



**Fremont County Official Precinct-by-Precinct Summary
Wyoming General Election - November 6, 2018**

	State Treasurer					Superintendent of Public Instruction			
	Curt Meier (R)	Chris Lowry (D)	Write-Ins	Over Votes	Under Votes	Jillian Balow (R)	Write-Ins	Over Votes	Under Votes
Bob Carey Memorial Fieldhouse 1-1	425	188	1	0	25	491	6	0	142
Bob Carey Memorial Fieldhouse 1-2	168	129	1	1	23	204	5	0	113
Bob Carey Memorial Fieldhouse 1-3	274	265	0	0	29	366	14	0	188
Bob Carey Memorial Fieldhouse 1-4	232	168	0	0	23	289	8	0	126
Bob Carey Memorial Fieldhouse 1-5	397	235	0	0	33	495	6	0	164
Bob Carey Memorial Fieldhouse 1-6	308	215	0	0	33	382	13	0	161
Hudson Town Hall 2-1	173	59	0	0	4	201	0	0	35
Fremont Center (Fair Office) 3-1	336	76	1	0	11	369	1	0	54
Fremont Center (Fair Office) 3-2	287	101	0	0	12	332	7	0	61
Fremont Center (Fair Office) 3-3	491	152	1	0	24	540	4	0	124
Fremont Center (Fair Office) 3-4	335	133	0	0	18	376	12	0	98
Fremont Center (Fair Office) 3-5	455	148	2	0	27	516	6	0	110
Fremont Center (Fair Office) 3-6	544	137	1	0	20	558	10	0	134
Ft. Washakie School Administration 4-1	107	331	0	0	23	241	14	0	206
Bob Carey Memorial Fieldhouse 5-1	867	349	1	0	65	946	9	0	327
Bob Carey Memorial Fieldhouse 6-1	271	93	0	0	21	287	2	0	96
Headwaters Center 7-1	722	208	0	0	33	776	7	0	180
Arapahoe School 8-1	136	259	0	0	36	219	9	0	203
Missouri Valley Fire Hall 9-1	269	15	0	0	8	262	0	0	30
Heritage Hall (Fairgrounds) 10-1	442	61	0	0	11	447	2	0	65
Jeffrey City Fire Hall 12-1	59	8	1	0	0	60	1	0	7
WY Indian High Tech Center 13-1	101	442	0	0	47	231	10	0	349
Wind River Recreation Center 14-1	524	84	0	0	24	541	5	0	86
Kinnear Fire Hall 16-1	125	34	0	0	6	137	1	0	27
Heritage Hall (Fairgrounds) 17-1	164	78	0	0	11	185	4	0	64
Fremont Center (Fair Office) 18-1	633	80	0	0	19	648	2	0	82
Fremont Center (Fair Office) 18-2	254	55	0	0	10	268	2	0	49
Crowheart Fire Hall 19-1	90	15	0	0	4	83	2	0	24
Senior Citizens Center 20-1	254	31	0	0	12	261	0	0	36
Heritage Hall (Fairgrounds) 21-1	166	47	0	0	5	186	2	0	30
Lysite Fire Hall 22-1	33	0	0	0	0	32	0	0	1
Atlantic City Fire Hall 24-1	38	21	0	0	3	45	1	0	16
Total	9,680	4,217	9	1	620	10,974	165	0	3,388



**Fremont County Official Precinct-by-Precinct Summary
Wyoming General Election - November 6, 2018**

Senate District 25					
	Cale Case (R)	Sergio A. Maldonado, Sr. (D)	Write-Ins	Over Votes	Under Votes
Bob Carey Memorial Fieldhouse 1-1	418	192	4	0	25
Bob Carey Memorial Fieldhouse 1-2	179	131	2	0	10
Bob Carey Memorial Fieldhouse 1-3	299	246	1	0	22
Bob Carey Memorial Fieldhouse 1-4	239	160	2	1	21
Bob Carey Memorial Fieldhouse 1-5	419	222	1	0	23
Bob Carey Memorial Fieldhouse 1-6	328	203	1	0	24
Hudson Town Hall 2-1	167	60	1	0	8
Fremont Center (Fair Office) 3-1	-	-	-	-	-
Fremont Center (Fair Office) 3-2	-	-	-	-	-
Fremont Center (Fair Office) 3-3	-	-	-	-	-
Fremont Center (Fair Office) 3-4	-	-	-	-	-
Fremont Center (Fair Office) 3-5	20	15	1	0	3
Fremont Center (Fair Office) 3-6	-	-	-	-	-
Ft. Washakie School Administration 4-1	119	322	0	0	20
Bob Carey Memorial Fieldhouse 5-1	893	336	6	0	47
Bob Carey Memorial Fieldhouse 6-1	261	106	2	0	16
Headwaters Center 7-1	-	-	-	-	-
Arapahoe School 8-1	143	269	0	0	19
Missouri Valley Fire Hall 9-1	-	-	-	-	-
Heritage Hall (Fairgrounds) 10-1	-	-	-	-	-
Jeffrey City Fire Hall 12-1	-	-	-	-	-
WY Indian High Tech Center 13-1	114	453	1	0	22
Wind River Recreation Center 14-1	-	-	-	-	-
Kinnear Fire Hall 16-1	85	26	0	0	7
Heritage Hall (Fairgrounds) 17-1	165	81	1	0	6
Fremont Center (Fair Office) 18-1	-	-	-	-	-
Fremont Center (Fair Office) 18-2	-	-	-	-	-
Crowheart Fire Hall 19-1	88	19	0	0	2
Senior Citizens Center 20-1	-	-	-	-	-
Heritage Hall (Fairgrounds) 21-1	33	13	0	0	0
Lysite Fire Hall 22-1	-	-	-	-	-
Atlantic City Fire Hall 24-1	42	18	0	0	2
Total	4,012	2,872	23	1	277



**Fremont County Official Precinct-by-Precinct Summary
Wyoming General Election - November 6, 2018**

House District 28					
	John R. Winter (R)	Howie Samelson (D)	Write-Ins	Over Votes	Under Votes
Bob Carey Memorial Fieldhouse 1-1	-	-	-	-	-
Bob Carey Memorial Fieldhouse 1-2	-	-	-	-	-
Bob Carey Memorial Fieldhouse 1-3	-	-	-	-	-
Bob Carey Memorial Fieldhouse 1-4	-	-	-	-	-
Bob Carey Memorial Fieldhouse 1-5	-	-	-	-	-
Bob Carey Memorial Fieldhouse 1-6	-	-	-	-	-
Hudson Town Hall 2-1	-	-	-	-	-
Fremont Center (Fair Office) 3-1	-	-	-	-	-
Fremont Center (Fair Office) 3-2	-	-	-	-	-
Fremont Center (Fair Office) 3-3	-	-	-	-	-
Fremont Center (Fair Office) 3-4	-	-	-	-	-
Fremont Center (Fair Office) 3-5	-	-	-	-	-
Fremont Center (Fair Office) 3-6	-	-	-	-	-
Ft. Washakie School Administration 4-1	-	-	-	-	-
Bob Carey Memorial Fieldhouse 5-1	-	-	-	-	-
Bob Carey Memorial Fieldhouse 6-1	-	-	-	-	-
Headwaters Center 7-1	-	-	-	-	-
Arapahoe School 8-1	-	-	-	-	-
Missouri Valley Fire Hall 9-1	-	-	-	-	-
Heritage Hall (Fairgrounds) 10-1	-	-	-	-	-
Jeffrey City Fire Hall 12-1	-	-	-	-	-
WY Indian High Tech Center 13-1	-	-	-	-	-
Wind River Recreation Center 14-1	-	-	-	-	-
Kinnear Fire Hall 16-1	-	-	-	-	-
Heritage Hall (Fairgrounds) 17-1	-	-	-	-	-
Fremont Center (Fair Office) 18-1	-	-	-	-	-
Fremont Center (Fair Office) 18-2	-	-	-	-	-
Crowheart Fire Hall 19-1	-	-	-	-	-
Senior Citizens Center 20-1	245	39	0	0	13
Heritage Hall (Fairgrounds) 21-1	-	-	-	-	-
Lysite Fire Hall 22-1	33	0	0	0	0
Atlantic City Fire Hall 24-1	-	-	-	-	-
Total	278	39	0	0	13



**Fremont County Official Precinct-by-Precinct Summary
Wyoming General Election - November 6, 2018**

	House District 33					House District 34			
	Jim Allen (R)	Andrea Clifford (D)	Write-Ins	Over Votes	Under Votes	Tim Salazar (R)	Write-Ins	Over Votes	Under Votes
Bob Carey Memorial Fieldhouse 1-1	-	-	-	-	-	-	-	-	-
Bob Carey Memorial Fieldhouse 1-2	-	-	-	-	-	-	-	-	-
Bob Carey Memorial Fieldhouse 1-3	-	-	-	-	-	-	-	-	-
Bob Carey Memorial Fieldhouse 1-4	-	-	-	-	-	-	-	-	-
Bob Carey Memorial Fieldhouse 1-5	-	-	-	-	-	-	-	-	-
Bob Carey Memorial Fieldhouse 1-6	-	-	-	-	-	-	-	-	-
Hudson Town Hall 2-1	179	54	0	0	3	-	-	-	-
Fremont Center (Fair Office) 3-1	-	-	-	-	-	17	0	0	3
Fremont Center (Fair Office) 3-2	-	-	-	-	-	100	2	0	26
Fremont Center (Fair Office) 3-3	-	-	-	-	-	-	-	-	-
Fremont Center (Fair Office) 3-4	-	-	-	-	-	-	-	-	-
Fremont Center (Fair Office) 3-5	17	19	1	0	2	56	1	0	12
Fremont Center (Fair Office) 3-6	-	-	-	-	-	-	-	-	-
Ft. Washakie School Administration 4-1	112	330	0	1	18	-	-	-	-
Bob Carey Memorial Fieldhouse 5-1	6	3	0	0	1	-	-	-	-
Bob Carey Memorial Fieldhouse 6-1	240	75	0	0	10	-	-	-	-
Headwaters Center 7-1	-	-	-	-	-	776	19	0	168
Arapahoe School 8-1	165	241	0	0	25	-	-	-	-
Missouri Valley Fire Hall 9-1	-	-	-	-	-	262	0	0	30
Heritage Hall (Fairgrounds) 10-1	-	-	-	-	-	446	4	0	64
Jeffrey City Fire Hall 12-1	-	-	-	-	-	59	1	0	8
WY Indian High Tech Center 13-1	134	432	2	0	22	-	-	-	-
Wind River Recreation Center 14-1	-	-	-	-	-	554	4	0	74
Kinnear Fire Hall 16-1	83	30	0	0	5	42	0	0	5
Heritage Hall (Fairgrounds) 17-1	167	77	0	0	9	-	-	-	-
Fremont Center (Fair Office) 18-1	-	-	-	-	-	645	5	0	82
Fremont Center (Fair Office) 18-2	-	-	-	-	-	-	-	-	-
Crowheart Fire Hall 19-1	89	16	0	0	4	0	0	0	0
Senior Citizens Center 20-1	-	-	-	-	-	-	-	-	-
Heritage Hall (Fairgrounds) 21-1	34	11	0	0	1	148	2	0	22
Lysite Fire Hall 22-1	-	-	-	-	-	-	-	-	-
Atlantic City Fire Hall 24-1	33	29	0	0	0	-	-	-	-
Total	1,259	1,317	3	1	100	3,105	38	0	494



**Fremont County Official Precinct-by-Precinct Summary
Wyoming General Election - November 6, 2018**

House District 54					
	Lloyd Charles Larsen (R)	Mark Calhoun (D)	Write-Ins	Over Votes	Under Votes
Bob Carey Memorial Fieldhouse 1-1	358	261	1	0	19
Bob Carey Memorial Fieldhouse 1-2	144	162	2	0	14
Bob Carey Memorial Fieldhouse 1-3	230	325	0	0	13
Bob Carey Memorial Fieldhouse 1-4	195	217	1	0	10
Bob Carey Memorial Fieldhouse 1-5	329	319	1	0	16
Bob Carey Memorial Fieldhouse 1-6	269	271	0	0	16
Hudson Town Hall 2-1	-	-	-	-	-
Fremont Center (Fair Office) 3-1	-	-	-	-	-
Fremont Center (Fair Office) 3-2	-	-	-	-	-
Fremont Center (Fair Office) 3-3	-	-	-	-	-
Fremont Center (Fair Office) 3-4	-	-	-	-	-
Fremont Center (Fair Office) 3-5	-	-	-	-	-
Fremont Center (Fair Office) 3-6	-	-	-	-	-
Ft. Washakie School Administration 4-1	-	-	-	-	-
Bob Carey Memorial Fieldhouse 5-1	749	491	0	1	31
Bob Carey Memorial Fieldhouse 6-1	31	27	0	0	2
Headwaters Center 7-1	-	-	-	-	-
Arapahoe School 8-1	-	-	-	-	-
Missouri Valley Fire Hall 9-1	-	-	-	-	-
Heritage Hall (Fairgrounds) 10-1	-	-	-	-	-
Jeffrey City Fire Hall 12-1	-	-	-	-	-
WY Indian High Tech Center 13-1	-	-	-	-	-
Wind River Recreation Center 14-1	-	-	-	-	-
Kinnear Fire Hall 16-1	-	-	-	-	-
Heritage Hall (Fairgrounds) 17-1	-	-	-	-	-
Fremont Center (Fair Office) 18-1	-	-	-	-	-
Fremont Center (Fair Office) 18-2	-	-	-	-	-
Crowheart Fire Hall 19-1	-	-	-	-	-
Senior Citizens Center 20-1	-	-	-	-	-
Heritage Hall (Fairgrounds) 21-1	-	-	-	-	-
Lysite Fire Hall 22-1	-	-	-	-	-
Atlantic City Fire Hall 24-1	-	-	-	-	-
Total	2,305	2,073	5	1	121



**Fremont County Official Precinct-by-Precinct Summary
Wyoming General Election - November 6, 2018**

House District 55					
	David R Miller (R)	Bethany Baldes (L)	Write-Ins	Over Votes	Under Votes
Bob Carey Memorial Fieldhouse 1-1	-	-	-	-	-
Bob Carey Memorial Fieldhouse 1-2	-	-	-	-	-
Bob Carey Memorial Fieldhouse 1-3	-	-	-	-	-
Bob Carey Memorial Fieldhouse 1-4	-	-	-	-	-
Bob Carey Memorial Fieldhouse 1-5	-	-	-	-	-
Bob Carey Memorial Fieldhouse 1-6	-	-	-	-	-
Hudson Town Hall 2-1	-	-	-	-	-
Fremont Center (Fair Office) 3-1	211	177	1	1	14
Fremont Center (Fair Office) 3-2	133	120	2	1	16
Fremont Center (Fair Office) 3-3	312	326	1	0	29
Fremont Center (Fair Office) 3-4	235	235	4	0	12
Fremont Center (Fair Office) 3-5	284	221	0	2	17
Fremont Center (Fair Office) 3-6	302	368	3	1	28
Ft. Washakie School Administration 4-1	-	-	-	-	-
Bob Carey Memorial Fieldhouse 5-1	-	-	-	-	-
Bob Carey Memorial Fieldhouse 6-1	-	-	-	-	-
Headwaters Center 7-1	-	-	-	-	-
Arapahoe School 8-1	-	-	-	-	-
Missouri Valley Fire Hall 9-1	-	-	-	-	-
Heritage Hall (Fairgrounds) 10-1	-	-	-	-	-
Jeffrey City Fire Hall 12-1	-	-	-	-	-
WY Indian High Tech Center 13-1	-	-	-	-	-
Wind River Recreation Center 14-1	-	-	-	-	-
Kinnear Fire Hall 16-1	-	-	-	-	-
Heritage Hall (Fairgrounds) 17-1	-	-	-	-	-
Fremont Center (Fair Office) 18-1	-	-	-	-	-
Fremont Center (Fair Office) 18-2	168	145	0	0	6
Crowheart Fire Hall 19-1	-	-	-	-	-
Senior Citizens Center 20-1	-	-	-	-	-
Heritage Hall (Fairgrounds) 21-1	-	-	-	-	-
Lysite Fire Hall 22-1	-	-	-	-	-
Atlantic City Fire Hall 24-1	-	-	-	-	-
Total	1,645	1,592	11	5	122



**Fremont County Official Precinct-by-Precinct Summary
Wyoming General Election - November 6, 2018**

	District Court Judge, Ninth Judicial District Timothy C. Day				Circuit Court Judge, Ninth Judicial District Wesley A. Roberts			
	Yes	No	Over Votes	Under Votes	Yes	No	Over Votes	Under Votes
Bob Carey Memorial Fieldhouse 1-1	447	92	0	100	440	94	0	105
Bob Carey Memorial Fieldhouse 1-2	196	44	0	82	201	47	0	74
Bob Carey Memorial Fieldhouse 1-3	350	98	1	119	356	90	0	122
Bob Carey Memorial Fieldhouse 1-4	270	55	0	98	271	54	0	98
Bob Carey Memorial Fieldhouse 1-5	445	87	3	130	427	99	0	139
Bob Carey Memorial Fieldhouse 1-6	362	69	0	125	362	67	0	127
Hudson Town Hall 2-1	166	33	0	37	173	30	0	33
Fremont Center (Fair Office) 3-1	328	55	0	41	344	50	0	30
Fremont Center (Fair Office) 3-2	292	80	0	28	300	78	0	22
Fremont Center (Fair Office) 3-3	488	95	0	85	493	111	1	63
Fremont Center (Fair Office) 3-4	342	73	1	70	361	80	0	45
Fremont Center (Fair Office) 3-5	462	84	0	86	486	81	0	65
Fremont Center (Fair Office) 3-6	487	119	0	96	532	99	0	71
Ft. Washakie School Administration 4-1	224	145	0	92	246	124	0	91
Bob Carey Memorial Fieldhouse 5-1	837	161	2	282	828	169	0	285
Bob Carey Memorial Fieldhouse 6-1	245	62	0	78	242	68	0	75
Headwaters Center 7-1	668	144	0	151	659	141	0	163
Arapahoe School 8-1	234	121	0	76	240	143	0	48
Missouri Valley Fire Hall 9-1	218	42	1	31	224	39	0	29
Heritage Hall (Fairgrounds) 10-1	381	80	0	53	395	86	0	33
Jeffrey City Fire Hall 12-1	49	12	0	7	44	14	0	10
WY Indian High Tech Center 13-1	274	161	0	155	297	173	0	120
Wind River Recreation Center 14-1	468	99	0	65	479	113	0	40
Kinnear Fire Hall 16-1	116	25	0	24	112	29	0	24
Heritage Hall (Fairgrounds) 17-1	167	46	0	40	174	48	0	31
Fremont Center (Fair Office) 18-1	540	100	0	92	541	118	0	73
Fremont Center (Fair Office) 18-2	240	40	0	39	265	31	0	23
Crowheart Fire Hall 19-1	71	24	0	14	66	26	0	17
Senior Citizens Center 20-1	211	61	0	25	208	70	0	19
Heritage Hall (Fairgrounds) 21-1	164	34	0	20	164	47	0	7
Lysite Fire Hall 22-1	28	4	0	1	29	3	0	1
Atlantic City Fire Hall 24-1	35	14	0	13	38	13	0	11
Total	9,805	2,359	8	2,355	9,997	2,435	1	2,094



**Goshen County Official Precinct-by-Precinct Summary
Wyoming General Election - November 6, 2018**

United States Senator						
	John Barrasso (R)	Gary Trauner (D)	Joseph Porambo (L)	Write-Ins	Over Votes	Under Votes
Prairie Center School 1-1	43	1	1	0	0	1
Jay Em Forest Mound Chapel 2-1	65	12	1	0	0	1
Lingle Town Hall 8-1	346	58	10	0	0	6
Fort Laramie Town Hall 9-1	172	43	10	1	0	10
Torrington Rendezvous Center 10-1	70	47	1	1	0	0
Torrington Rendezvous Center 10-2	149	55	6	0	0	2
Torrington Rendezvous Center 10-3	50	21	2	0	1	1
Torrington Rendezvous Center 10-4	344	123	7	0	2	1
Torrington Rendezvous Center 10-5	262	95	14	0	0	4
Torrington Rendezvous Center 10-6	217	101	8	0	0	2
Torrington Rendezvous Center 10-7	185	87	10	0	0	3
Torrington Rendezvous Center 10-8	444	96	8	0	1	2
Torrington Rendezvous Center 10-9	406	113	9	0	0	2
Torrington Rendezvous Center 10-10	84	48	7	0	0	3
Torrington Rendezvous Center 10-11	49	13	1	0	0	5
Torrington Rendezvous Center 10-12	9	3	0	1	0	0
Veteran Legion Post #56 13-1	118	27	3	0	0	1
Yoder Community Center 15-1	134	25	7	0	0	2
Huntley Table Mountain Vineyards 16-1	120	21	3	0	0	0
Huntley Table Mountain Vineyards 16-2	84	7	1	1	0	1
Hawk Springs Community Center 17-1	56	10	2	0	0	1
Hawk Springs Community Center 17-2	16	0	0	0	0	0
La Grange Memorial Building 18-1	171	12	2	1	0	0
La Grange Memorial Building 18-3	37	1	0	0	0	0
Iowa Center Jackson Home 20-1	27	1	2	0	0	0
Total	3,658	1,020	115	5	4	48



**Goshen County Official Precinct-by-Precinct Summary
Wyoming General Election - November 6, 2018**

United States Representative							
	Liz Cheney (R)	Greg Hunter (D)	Richard Brubaker (L)	Daniel Clyde Cummings (C)	Write-Ins	Over Votes	Under Votes
Prairie Center School 1-1	43	1	0	1	0	0	1
Jay Em Forest Mound Chapel 2-1	61	12	1	2	0	0	3
Lingle Town Hall 8-1	338	58	8	9	0	0	7
Fort Laramie Town Hall 9-1	166	46	9	6	0	0	9
Torrington Rendezvous Center 10-1	60	48	2	6	1	0	2
Torrington Rendezvous Center 10-2	139	58	5	4	0	4	2
Torrington Rendezvous Center 10-3	46	19	1	4	1	1	3
Torrington Rendezvous Center 10-4	326	129	6	6	0	5	5
Torrington Rendezvous Center 10-5	237	99	15	15	0	1	8
Torrington Rendezvous Center 10-6	213	95	7	4	0	2	7
Torrington Rendezvous Center 10-7	168	84	10	15	1	3	4
Torrington Rendezvous Center 10-8	434	95	7	7	1	0	7
Torrington Rendezvous Center 10-9	396	110	6	10	1	1	6
Torrington Rendezvous Center 10-10	84	45	3	8	0	0	2
Torrington Rendezvous Center 10-11	51	13	0	1	0	0	3
Torrington Rendezvous Center 10-12	8	4	1	0	0	0	0
Veteran Legion Post #56 13-1	112	26	2	9	0	0	0
Yoder Community Center 15-1	124	28	3	10	0	0	3
Huntley Table Mountain Vineyards 16-1	123	17	1	2	0	0	1
Huntley Table Mountain Vineyards 16-2	81	6	2	2	1	0	2
Hawk Springs Community Center 17-1	56	8	2	2	0	0	1
Hawk Springs Community Center 17-2	15	0	0	1	0	0	0
La Grange Memorial Building 18-1	169	10	4	2	0	0	1
La Grange Memorial Building 18-3	36	2	0	0	0	0	0
Iowa Center Jackson Home 20-1	27	1	2	0	0	0	0
Total	3,513	1,014	97	126	6	17	77



**Goshen County Official Precinct-by-Precinct Summary
Wyoming General Election - November 6, 2018**

	Governor						Under Votes
	Mark Gordon (R)	Mary A. Throne (D)	Lawrence Gerard Struempf (L)	Rex "T-Rex" Rammell (C)	Write-Ins	Over Votes	
Prairie Center School 1-1	38	0	0	6	2	0	0
Jay Em Forest Mound Chapel 2-1	56	10	0	4	9	0	0
Lingle Town Hall 8-1	330	62	3	17	5	0	3
Fort Laramie Town Hall 9-1	165	51	1	8	7	0	4
Torrington Rendezvous Center 10-1	70	44	0	2	2	0	1
Torrington Rendezvous Center 10-2	145	44	5	14	0	0	4
Torrington Rendezvous Center 10-3	58	12	0	5	0	0	0
Torrington Rendezvous Center 10-4	347	109	2	11	3	0	5
Torrington Rendezvous Center 10-5	265	87	4	11	3	0	5
Torrington Rendezvous Center 10-6	212	101	4	7	2	0	2
Torrington Rendezvous Center 10-7	167	89	7	17	2	1	2
Torrington Rendezvous Center 10-8	425	95	6	14	5	0	6
Torrington Rendezvous Center 10-9	413	94	6	11	3	0	3
Torrington Rendezvous Center 10-10	85	43	3	9	2	0	0
Torrington Rendezvous Center 10-11	52	13	1	0	2	0	0
Torrington Rendezvous Center 10-12	10	3	0	0	0	0	0
Veteran Legion Post #56 13-1	110	26	1	9	2	0	1
Yoder Community Center 15-1	129	26	2	6	1	1	3
Huntley Table Mountain Vineyards 16-1	123	16	0	3	1	0	1
Huntley Table Mountain Vineyards 16-2	81	7	2	4	0	0	0
Hawk Springs Community Center 17-1	47	11	1	7	0	0	3
Hawk Springs Community Center 17-2	14	1	0	1	0	0	0
La Grange Memorial Building 18-1	162	12	3	6	3	0	0
La Grange Memorial Building 18-3	37	0	0	0	1	0	0
Iowa Center Jackson Home 20-1	27	1	2	0	0	0	0
Total	3,568	957	53	172	55	2	43



**Goshen County Official Precinct-by-Precinct Summary
Wyoming General Election - November 6, 2018**

	Secretary of State					
	Edward Buchanan (R)	James W. Byrd (D)	Kit Carson III (L)	Write-Ins	Over Votes	Under Votes
Prairie Center School 1-1	42	2	2	0	0	0
Jay Em Forest Mound Chapel 2-1	65	7	3	0	0	4
Lingle Town Hall 8-1	370	38	9	0	0	3
Fort Laramie Town Hall 9-1	184	36	10	0	0	6
Torrington Rendezvous Center 10-1	69	46	3	0	0	1
Torrington Rendezvous Center 10-2	163	38	6	0	0	5
Torrington Rendezvous Center 10-3	61	10	4	0	0	0
Torrington Rendezvous Center 10-4	388	82	3	0	0	4
Torrington Rendezvous Center 10-5	295	67	6	0	0	7
Torrington Rendezvous Center 10-6	252	67	7	0	0	2
Torrington Rendezvous Center 10-7	203	71	11	0	0	0
Torrington Rendezvous Center 10-8	469	68	9	0	0	5
Torrington Rendezvous Center 10-9	437	75	11	0	0	7
Torrington Rendezvous Center 10-10	90	42	7	0	0	3
Torrington Rendezvous Center 10-11	61	6	1	0	0	0
Torrington Rendezvous Center 10-12	10	2	1	0	0	0
Veteran Legion Post #56 13-1	122	24	1	0	0	2
Yoder Community Center 15-1	140	21	5	0	0	2
Huntley Table Mountain Vineyards 16-1	127	14	2	0	0	1
Huntley Table Mountain Vineyards 16-2	85	6	2	0	0	1
Hawk Springs Community Center 17-1	57	8	3	0	0	1
Hawk Springs Community Center 17-2	16	0	0	0	0	0
La Grange Memorial Building 18-1	170	9	4	0	0	3
La Grange Memorial Building 18-3	37	0	1	0	0	0
Iowa Center Jackson Home 20-1	27	1	2	0	0	0
Total	3,940	740	113	0	0	57



**Goshen County Official Precinct-by-Precinct Summary
Wyoming General Election - November 6, 2018**

	State Auditor				
	Kristi Racines (R)	Jeff Dockter (D)	Write-Ins	Over Votes	Under Votes
Prairie Center School 1-1	43	1	0	0	2
Jay Em Forest Mound Chapel 2-1	62	11	1	0	5
Lingle Town Hall 8-1	347	51	0	0	22
Fort Laramie Town Hall 9-1	183	44	0	0	9
Torrington Rendezvous Center 10-1	66	52	0	0	1
Torrington Rendezvous Center 10-2	147	54	0	0	11
Torrington Rendezvous Center 10-3	53	21	0	0	1
Torrington Rendezvous Center 10-4	333	123	0	0	21
Torrington Rendezvous Center 10-5	266	99	0	0	10
Torrington Rendezvous Center 10-6	205	112	0	1	10
Torrington Rendezvous Center 10-7	193	86	1	0	5
Torrington Rendezvous Center 10-8	420	107	0	0	24
Torrington Rendezvous Center 10-9	406	102	0	0	22
Torrington Rendezvous Center 10-10	89	48	1	0	4
Torrington Rendezvous Center 10-11	52	13	1	0	2
Torrington Rendezvous Center 10-12	10	3	0	0	0
Veteran Legion Post #56 13-1	112	31	0	0	6
Yoder Community Center 15-1	131	28	0	0	9
Huntley Table Mountain Vineyards 16-1	122	14	0	0	8
Huntley Table Mountain Vineyards 16-2	87	5	0	0	2
Hawk Springs Community Center 17-1	57	7	1	0	4
Hawk Springs Community Center 17-2	16	0	0	0	0
La Grange Memorial Building 18-1	162	12	0	0	12
La Grange Memorial Building 18-3	36	1	0	0	1
Iowa Center Jackson Home 20-1	28	2	0	0	0
Total	3,626	1,027	5	1	191



**Goshen County Official Precinct-by-Precinct Summary
Wyoming General Election - November 6, 2018**

	State Treasurer						Superintendent of Public Instruction			
	Curt Meier (R)	Chris Lowry (D)	Write-Ins	Over Votes	Under Votes		Jillian Balow (R)	Write-Ins	Over Votes	Under Votes
Prairie Center School 1-1	44	0	0	0	2	42	0	0	4	
Jay Em Forest Mound Chapel 2-1	65	8	2	0	4	65	0	0	14	
Lingle Town Hall 8-1	350	60	1	0	9	380	1	0	39	
Fort Laramie Town Hall 9-1	189	41	0	0	6	198	1	0	37	
Torrington Rendezvous Center 10-1	76	41	0	0	2	81	4	0	34	
Torrington Rendezvous Center 10-2	152	53	0	0	7	181	3	0	28	
Torrington Rendezvous Center 10-3	58	16	0	0	1	67	0	0	8	
Torrington Rendezvous Center 10-4	351	116	2	1	7	407	1	0	69	
Torrington Rendezvous Center 10-5	289	81	0	0	5	326	2	0	47	
Torrington Rendezvous Center 10-6	236	88	1	0	3	281	3	0	44	
Torrington Rendezvous Center 10-7	198	84	0	0	3	239	4	0	42	
Torrington Rendezvous Center 10-8	445	97	0	0	9	480	7	0	64	
Torrington Rendezvous Center 10-9	423	100	1	0	6	460	4	0	66	
Torrington Rendezvous Center 10-10	90	51	1	0	0	114	2	0	26	
Torrington Rendezvous Center 10-11	57	10	0	0	1	60	2	0	6	
Torrington Rendezvous Center 10-12	9	3	1	0	0	12	1	0	0	
Veteran Legion Post #56 13-1	128	19	0	0	2	131	2	0	16	
Yoder Community Center 15-1	126	37	1	0	4	139	0	0	29	
Huntley Table Mountain Vineyards 16-1	123	19	0	0	2	132	1	0	11	
Huntley Table Mountain Vineyards 16-2	82	10	0	0	2	83	0	0	11	
Hawk Springs Community Center 17-1	52	12	3	0	2	62	0	0	7	
Hawk Springs Community Center 17-2	14	2	0	0	0	16	0	0	0	
La Grange Memorial Building 18-1	166	16	0	0	4	168	1	0	17	
La Grange Memorial Building 18-3	33	5	0	0	0	35	0	0	3	
Iowa Center Jackson Home 20-1	28	2	0	0	0	29	0	0	1	
Total	3,784	971	13	1	81	4,188	39	0	623	



**Goshen County Official Precinct-by-Precinct Summary
Wyoming General Election - November 6, 2018**

	Senate District 3					House District 2			
	Cheri E. Steinmetz (R)	Marci Shaver (D)	Write-Ins	Over Votes	Under Votes	Hans Hunt (R)	Write-Ins	Over Votes	Under Votes
Prairie Center School 1-1	46	0	0	0	0	46	0	0	0
Jay Em Forest Mound Chapel 2-1	65	9	0	0	5	63	0	0	16
Lingle Town Hall 8-1	331	72	2	0	15	-	-	-	-
Fort Laramie Town Hall 9-1	183	44	0	0	9	-	-	-	-
Torrington Rendezvous Center 10-1	65	51	0	0	3	-	-	-	-
Torrington Rendezvous Center 10-2	142	60	0	0	10	-	-	-	-
Torrington Rendezvous Center 10-3	54	19	0	0	2	68	0	0	7
Torrington Rendezvous Center 10-4	326	133	0	1	17	-	-	-	-
Torrington Rendezvous Center 10-5	251	107	2	0	15	-	-	-	-
Torrington Rendezvous Center 10-6	214	106	1	0	7	-	-	-	-
Torrington Rendezvous Center 10-7	185	94	0	0	6	-	-	-	-
Torrington Rendezvous Center 10-8	432	102	2	0	15	494	5	0	52
Torrington Rendezvous Center 10-9	402	114	2	0	12	-	-	-	-
Torrington Rendezvous Center 10-10	88	49	1	0	4	115	4	0	23
Torrington Rendezvous Center 10-11	48	17	1	0	2	60	2	0	6
Torrington Rendezvous Center 10-12	-	-	-	-	-	-	-	-	-
Veteran Legion Post #56 13-1	116	28	2	0	3	-	-	-	-
Yoder Community Center 15-1	129	35	0	0	4	-	-	-	-
Huntley Table Mountain Vineyards 16-1	120	22	0	0	2	-	-	-	-
Huntley Table Mountain Vineyards 16-2	-	-	-	-	-	-	-	-	-
Hawk Springs Community Center 17-1	56	7	0	0	6	-	-	-	-
Hawk Springs Community Center 17-2	-	-	-	-	-	-	-	-	-
La Grange Memorial Building 18-1	165	16	0	0	5	-	-	-	-
La Grange Memorial Building 18-3	-	-	-	-	-	-	-	-	-
Iowa Center Jackson Home 20-1	29	1	0	0	0	-	-	-	-
Total	3,447	1,086	13	1	142	846	11	0	104



**Goshen County Official Precinct-by-Precinct Summary
Wyoming General Election - November 6, 2018**

House District 5					
	Shelly Duncan (R)	Joan Brinkley (D)	Write-Ins	Over Votes	Under Votes
Prairie Center School 1-1	-	-	-	-	-
Jay Em Forest Mound Chapel 2-1	-	-	-	-	-
Lingle Town Hall 8-1	330	62	6	0	22
Fort Laramie Town Hall 9-1	181	40	0	0	15
Torrington Rendezvous Center 10-1	66	50	0	0	3
Torrington Rendezvous Center 10-2	135	69	0	0	8
Torrington Rendezvous Center 10-3	-	-	-	-	-
Torrington Rendezvous Center 10-4	360	105	2	0	10
Torrington Rendezvous Center 10-5	263	95	9	0	8
Torrington Rendezvous Center 10-6	230	86	3	0	9
Torrington Rendezvous Center 10-7	193	78	4	1	9
Torrington Rendezvous Center 10-8	-	-	-	-	-
Torrington Rendezvous Center 10-9	407	106	7	0	10
Torrington Rendezvous Center 10-10	-	-	-	-	-
Torrington Rendezvous Center 10-11	-	-	-	-	-
Torrington Rendezvous Center 10-12	-	-	-	-	-
Veteran Legion Post #56 13-1	113	25	4	0	7
Yoder Community Center 15-1	123	37	1	0	7
Huntley Table Mountain Vineyards 16-1	118	20	1	0	5
Huntley Table Mountain Vineyards 16-2	-	-	-	-	-
Hawk Springs Community Center 17-1	52	11	1	0	5
Hawk Springs Community Center 17-2	-	-	-	-	-
La Grange Memorial Building 18-1	160	13	3	0	10
La Grange Memorial Building 18-3	-	-	-	-	-
Iowa Center Jackson Home 20-1	29	1	0	0	0
Total	2,760	798	41	1	128



**Goshen County Official Precinct-by-Precinct Summary
Wyoming General Election - November 6, 2018**

	House District 10					District Court Judge, Eighth Judicial District F. Scott Peasley			
	John Eklund (R)	Jenefer Pasqua (D)	Write-Ins	Over Votes	Under Votes	Yes	No	Over Votes	Under Votes
Prairie Center School 1-1	-	-	-	-	-	32	10	0	4
Jay Em Forest Mound Chapel 2-1	-	-	-	-	-	49	13	0	17
Lingle Town Hall 8-1	-	-	-	-	-	311	57	0	52
Fort Laramie Town Hall 9-1	-	-	-	-	-	165	45	0	26
Torrington Rendezvous Center 10-1	-	-	-	-	-	79	31	0	9
Torrington Rendezvous Center 10-2	-	-	-	-	-	171	26	0	15
Torrington Rendezvous Center 10-3	-	-	-	-	-	49	16	0	10
Torrington Rendezvous Center 10-4	-	-	-	-	-	367	53	1	56
Torrington Rendezvous Center 10-5	-	-	-	-	-	277	62	2	34
Torrington Rendezvous Center 10-6	-	-	-	-	-	266	40	0	22
Torrington Rendezvous Center 10-7	-	-	-	-	-	206	57	0	22
Torrington Rendezvous Center 10-8	-	-	-	-	-	426	65	0	60
Torrington Rendezvous Center 10-9	-	-	-	-	-	407	76	0	47
Torrington Rendezvous Center 10-10	-	-	-	-	-	96	34	1	11
Torrington Rendezvous Center 10-11	-	-	-	-	-	51	9	0	8
Torrington Rendezvous Center 10-12	10	2	1	0	0	9	2	0	2
Veteran Legion Post #56 13-1	-	-	-	-	-	109	22	0	18
Yoder Community Center 15-1	-	-	-	-	-	125	20	0	23
Huntley Table Mountain Vineyards 16-1	-	-	-	-	-	109	13	0	22
Huntley Table Mountain Vineyards 16-2	82	9	1	0	2	74	9	0	11
Hawk Springs Community Center 17-1	-	-	-	-	-	52	9	0	8
Hawk Springs Community Center 17-2	16	0	0	0	0	12	2	0	2
La Grange Memorial Building 18-1	-	-	-	-	-	136	19	0	31
La Grange Memorial Building 18-3	37	0	0	0	1	26	8	0	4
Iowa Center Jackson Home 20-1	-	-	-	-	-	22	4	0	4
Total	145	11	2	0	3	3,626	702	4	518



**Goshen County Official Precinct-by-Precinct Summary
Wyoming General Election - November 6, 2018**

Circuit Court Judge, Eighth Judicial District Randal R. Arp				
	Yes	No	Over Votes	Under Votes
Prairie Center School 1-1	35	8	0	3
Jay Em Forest Mound Chapel 2-1	55	11	0	13
Lingle Town Hall 8-1	329	57	0	34
Fort Laramie Town Hall 9-1	163	46	0	27
Torrington Rendezvous Center 10-1	85	29	0	5
Torrington Rendezvous Center 10-2	169	32	0	11
Torrington Rendezvous Center 10-3	55	14	0	6
Torrington Rendezvous Center 10-4	408	42	0	27
Torrington Rendezvous Center 10-5	283	69	0	23
Torrington Rendezvous Center 10-6	266	48	0	14
Torrington Rendezvous Center 10-7	208	58	0	19
Torrington Rendezvous Center 10-8	456	60	1	34
Torrington Rendezvous Center 10-9	431	63	0	36
Torrington Rendezvous Center 10-10	104	32	0	6
Torrington Rendezvous Center 10-11	57	8	0	3
Torrington Rendezvous Center 10-12	10	2	0	1
Veteran Legion Post #56 13-1	118	19	0	12
Yoder Community Center 15-1	130	23	0	15
Huntley Table Mountain Vineyards 16-1	114	20	0	10
Huntley Table Mountain Vineyards 16-2	74	11	0	9
Hawk Springs Community Center 17-1	48	12	0	9
Hawk Springs Community Center 17-2	12	2	0	2
La Grange Memorial Building 18-1	142	15	0	29
La Grange Memorial Building 18-3	27	8	0	3
Iowa Center Jackson Home 20-1	22	3	0	5
Total	3,801	692	1	356



**Hot Springs County Official Precinct-by-Precinct Summary
Wyoming General Election - November 6, 2018**

1 Hot Springs County Fair Building 1-1
 2 Hot Springs County Fair Building 1-2
 Hot Springs County Museum 2-4
 Armory 3-3
Total

United States Senator						
John Barrasso (R)	Gary Trauner (D)	Joseph Porambo (L)	Write-Ins	Over Votes	Under Votes	
514	155	26	3	0		5
414	147	19	0	1		12
120	30	0	0	0		0
694	123	13	0	0		9
1,742	455	58	3	1		26



**Hot Springs County Official Precinct-by-Precinct Summary
Wyoming General Election - November 6, 2018**

1 Hot Springs County Fair Building 1-1
 2 Hot Springs County Fair Building 1-2
 Hot Springs County Museum 2-4
 Armory 3-3
Total

United States Representative							
Liz Cheney (R)	Greg Hunter (D)	Richard Brubaker (L)	Daniel Clyde Cummings (C)	Write-Ins	Over Votes	Under Votes	
483	155	22	25	1	1	16	
371	139	27	35	3	2	16	
100	31	8	9	0	0	2	
630	126	35	26	0	0	22	
1,584	451	92	95	4	3	56	



**Hot Springs County Official Precinct-by-Precinct Summary
Wyoming General Election - November 6, 2018**

1 Hot Springs County Fair Building 1-1
 2 Hot Springs County Fair Building 1-2
 Hot Springs County Museum 2-4
 Armory 3-3
Total

Governor							
Mark Gordon (R)	Mary A. Throne (D)	Lawrence Gerard Struempf (L)	Rex "T-Rex" Rammell (C)	Write-Ins	Over Votes	Under Votes	
515	155	8	15	0	0		10
406	130	19	24	1	0		13
108	26	1	12	0	0		3
653	132	13	28	5	0		8
1,682	443	41	79	6	0		34



**Hot Springs County Official Precinct-by-Precinct Summary
Wyoming General Election - November 6, 2018**

1 Hot Springs County Fair Building 1-1
 2 Hot Springs County Fair Building 1-2
 Hot Springs County Museum 2-4
 Armory 3-3
Total

Secretary of State						
Edward Buchanan (R)	James W. Byrd (D)	Kit Carson III (L)	Write-Ins	Over Votes	Under Votes	
525	127	33	0	0		18
419	123	32	2	0		17
114	26	5	0	0		5
671	110	29	0	0		29
1,729	386	99	2	0		69



**Hot Springs County Official Precinct-by-Precinct Summary
Wyoming General Election - November 6, 2018**

1 Hot Springs County Fair Building 1-1
 2 Hot Springs County Fair Building 1-2
 Hot Springs County Museum 2-4
 Armory 3-3
Total

State Auditor					
	Kristi Racines (R)	Jeff Dockter (D)	Write-Ins	Over Votes	Under Votes
1 Hot Springs County Fair Building 1-1	573	109	4	0	17
2 Hot Springs County Fair Building 1-2	465	104	5	0	19
Hot Springs County Museum 2-4	118	28	1	0	3
Armory 3-3	697	102	6	0	34
Total	1,853	343	16	0	73



**Hot Springs County Official Precinct-by-Precinct Summary
Wyoming General Election - November 6, 2018**

1 Hot Springs County Fair Building 1-1
 2 Hot Springs County Fair Building 1-2
 Hot Springs County Museum 2-4
 Armory 3-3
Total

State Treasurer					
	Curt Meier (R)	Chris Lowry (D)	Write-Ins	Over Votes	Under Votes
1 Hot Springs County Fair Building 1-1	557	127	0	0	19
2 Hot Springs County Fair Building 1-2	438	124	2	0	29
Hot Springs County Museum 2-4	115	29	0	0	6
Armory 3-3	688	113	0	0	38
Total	1,798	393	2	0	92



**Hot Springs County Official Precinct-by-Precinct Summary
Wyoming General Election - November 6, 2018**

1 Hot Springs County Fair Building 1-1
 2 Hot Springs County Fair Building 1-2
 Hot Springs County Museum 2-4
 Armory 3-3
Total

Superintendent of Public Instruction				
Jillian Balow (R)	Write-Ins	Over Votes	Under Votes	
588	10	0	105	
499	9	0	85	
123	0	0	27	
715	6	0	118	
1,925	25	0	335	



**Hot Springs County Official Precinct-by-Precinct Summary
Wyoming General Election - November 6, 2018**

1 Hot Springs County Fair Building 1-1
 2 Hot Springs County Fair Building 1-2
 Hot Springs County Museum 2-4
 Armory 3-3
Total

House District 28					
	John R. Winter (R)	Howie Samelson (D)	Write-Ins	Over Votes	Under Votes
	398	284	3	0	18
	372	202	2	1	16
	105	38	0	0	7
	596	219	3	0	21
Total	1,471	743	8	1	62



**Hot Springs County Official Precinct-by-Precinct Summary
Wyoming General Election - November 6, 2018**

1 Hot Springs County Fair Building 1-1
 2 Hot Springs County Fair Building 1-2
 Hot Springs County Museum 2-4
 Armory 3-3
Total

District Court Judge, Fifth Judicial District Bill Simpson				Circuit Court Judge, Fifth Judicial District Bruce B. Waters			
Yes	No	Over Votes	Under Votes	Yes	No	Over Votes	Under Votes
515	100	0	88	515	86	0	102
408	90	0	95	414	80	0	99
90	30	0	30	85	31	0	34
584	125	1	129	580	122	0	137
1,597	345	1	342	1,594	319	0	372



**Johnson County Official Precinct-by-Precinct Summary
Wyoming General Election - November 6, 2018**

United States Senator						
	John Barrasso (R)	Gary Trauner (D)	Joseph Porambo (L)	Write-Ins	Over Votes	Under Votes
Bomber Mountain Civic Center 2-14	132	20	1	0	0	1
Catholic Rec Hall 3-1	273	102	7	0	0	4
Catholic Rec Hall 3-2	174	52	8	1	0	0
Catholic Rec Hall 3-3	155	46	10	0	0	2
Bomber Mountain Civic Center 3-4	172	67	10	0	0	2
Bomber Mountain Civic Center 3-5	99	32	6	0	0	1
Bomber Mountain Civic Center 3-6	132	43	2	0	0	0
Bomber Mountain Civic Center 3-7	174	47	3	0	0	6
Catholic Rec Hall 3-8	187	38	6	1	0	2
Catholic Rec Hall 4-7	548	97	10	0	0	10
Bomber Mountain Civic Center 4-8	550	126	13	1	0	10
Bomber Mountain Civic Center 5-9	82	12	0	0	0	0
Harold Jarrard Park 6-10	101	20	1	0	0	1
Harold Jarrard Park 8-11	194	17	1	0	0	1
Harold Jarrard Park 9-12	68	3	1	0	0	0
Bomber Mountain Civic Center 10-15	44	0	0	0	0	0
Total	3,085	722	79	3	0	40



**Johnson County Official Precinct-by-Precinct Summary
Wyoming General Election - November 6, 2018**

United States Representative							
	Liz Cheney (R)	Greg Hunter (D)	Richard Brubaker (L)	Daniel Clyde Cummings (C)	Write-Ins	Over Votes	Under Votes
Bomber Mountain Civic Center 2-14	126	18	4	1	1	0	4
Catholic Rec Hall 3-1	268	91	12	8	0	1	6
Catholic Rec Hall 3-2	156	53	13	5	0	0	8
Catholic Rec Hall 3-3	146	50	8	3	0	0	6
Bomber Mountain Civic Center 3-4	167	61	9	7	2	1	4
Bomber Mountain Civic Center 3-5	96	25	4	5	0	1	7
Bomber Mountain Civic Center 3-6	120	38	7	6	0	0	6
Bomber Mountain Civic Center 3-7	171	43	1	6	0	0	9
Catholic Rec Hall 3-8	170	42	10	7	2	0	3
Catholic Rec Hall 4-7	522	96	17	14	0	0	16
Bomber Mountain Civic Center 4-8	534	123	20	12	0	0	11
Bomber Mountain Civic Center 5-9	77	12	2	2	0	0	1
Harold Jarrard Park 6-10	99	15	2	2	0	0	5
Harold Jarrard Park 8-11	180	15	4	9	1	0	4
Harold Jarrard Park 9-12	65	3	1	3	0	0	0
Bomber Mountain Civic Center 10-15	38	1	0	2	1	0	2
Total	2,935	686	114	92	7	3	92



**Johnson County Official Precinct-by-Precinct Summary
Wyoming General Election - November 6, 2018**

	Governor						Under Votes
	Mark Gordon (R)	Mary A. Throne (D)	Lawrence Gerard Struempf (L)	Rex "T-Rex" Rammell (C)	Write-Ins	Over Votes	
Bomber Mountain Civic Center 2-14	133	11	2	6	2	0	0
Catholic Rec Hall 3-1	315	54	2	7	2	0	6
Catholic Rec Hall 3-2	177	40	9	7	2	0	0
Catholic Rec Hall 3-3	171	29	7	3	2	0	1
Bomber Mountain Civic Center 3-4	201	42	1	5	1	0	1
Bomber Mountain Civic Center 3-5	116	16	0	5	1	0	0
Bomber Mountain Civic Center 3-6	141	27	1	7	0	0	1
Bomber Mountain Civic Center 3-7	200	24	2	2	0	0	2
Catholic Rec Hall 3-8	199	26	2	4	0	0	3
Catholic Rec Hall 4-7	555	74	4	12	2	0	18
Bomber Mountain Civic Center 4-8	579	87	2	13	10	0	9
Bomber Mountain Civic Center 5-9	80	13	0	1	0	0	0
Harold Jarrard Park 6-10	94	21	1	2	2	0	3
Harold Jarrard Park 8-11	176	10	4	17	3	0	3
Harold Jarrard Park 9-12	67	3	1	1	0	0	0
Bomber Mountain Civic Center 10-15	41	1	0	1	0	0	1
Total	3,245	478	38	93	27	0	48



**Johnson County Official Precinct-by-Precinct Summary
Wyoming General Election - November 6, 2018**

	Secretary of State					
	Edward Buchanan (R)	James W. Byrd (D)	Kit Carson III (L)	Write-Ins	Over Votes	Under Votes
Bomber Mountain Civic Center 2-14	131	16	3	0	0	4
Catholic Rec Hall 3-1	289	67	10	0	0	20
Catholic Rec Hall 3-2	173	38	16	0	0	8
Catholic Rec Hall 3-3	159	37	9	0	0	8
Bomber Mountain Civic Center 3-4	176	53	11	0	0	11
Bomber Mountain Civic Center 3-5	110	18	4	0	0	6
Bomber Mountain Civic Center 3-6	133	32	8	0	0	4
Bomber Mountain Civic Center 3-7	182	32	3	0	0	13
Catholic Rec Hall 3-8	190	33	5	0	0	6
Catholic Rec Hall 4-7	540	81	17	0	0	27
Bomber Mountain Civic Center 4-8	560	91	22	0	0	27
Bomber Mountain Civic Center 5-9	82	11	0	0	0	1
Harold Jarrard Park 6-10	102	15	2	0	0	4
Harold Jarrard Park 8-11	187	17	2	0	0	7
Harold Jarrard Park 9-12	67	2	2	0	0	1
Bomber Mountain Civic Center 10-15	41	0	0	0	0	3
Total	3,122	543	114	0	0	150



**Johnson County Official Precinct-by-Precinct Summary
Wyoming General Election - November 6, 2018**

	State Auditor				
	Kristi Racines (R)	Jeff Dockter (D)	Write-Ins	Over Votes	Under Votes
Bomber Mountain Civic Center 2-14	131	17	1	0	5
Catholic Rec Hall 3-1	303	65	0	0	18
Catholic Rec Hall 3-2	186	40	1	0	8
Catholic Rec Hall 3-3	170	35	1	0	7
Bomber Mountain Civic Center 3-4	191	46	0	0	14
Bomber Mountain Civic Center 3-5	113	22	0	0	3
Bomber Mountain Civic Center 3-6	134	34	0	0	9
Bomber Mountain Civic Center 3-7	185	32	0	0	13
Catholic Rec Hall 3-8	190	34	0	0	10
Catholic Rec Hall 4-7	565	75	0	0	25
Bomber Mountain Civic Center 4-8	565	92	1	0	42
Bomber Mountain Civic Center 5-9	83	11	0	0	0
Harold Jarrard Park 6-10	100	17	0	0	6
Harold Jarrard Park 8-11	192	14	0	0	7
Harold Jarrard Park 9-12	69	2	0	0	1
Bomber Mountain Civic Center 10-15	41	0	0	0	3
Total	3,218	536	4	0	171



**Johnson County Official Precinct-by-Precinct Summary
Wyoming General Election - November 6, 2018**

	State Treasurer						Superintendent of Public Instruction			
	Curt Meier (R)	Chris Lowry (D)	Write-Ins	Over Votes	Under Votes		Jillian Balow (R)	Write-Ins	Over Votes	Under Votes
Bomber Mountain Civic Center 2-14	132	16	0	0	6	141	0	0	13	
Catholic Rec Hall 3-1	301	67	0	0	18	318	6	0	62	
Catholic Rec Hall 3-2	186	40	2	0	7	197	5	0	33	
Catholic Rec Hall 3-3	157	48	0	0	8	180	4	0	29	
Bomber Mountain Civic Center 3-4	187	55	0	0	9	209	4	0	38	
Bomber Mountain Civic Center 3-5	112	22	0	0	4	113	0	0	25	
Bomber Mountain Civic Center 3-6	138	31	0	0	8	141	0	0	36	
Bomber Mountain Civic Center 3-7	181	31	0	1	17	197	0	1	32	
Catholic Rec Hall 3-8	193	32	0	0	9	208	0	0	26	
Catholic Rec Hall 4-7	556	87	1	0	21	564	5	0	96	
Bomber Mountain Civic Center 4-8	560	96	0	0	44	570	5	0	125	
Bomber Mountain Civic Center 5-9	82	12	0	0	0	78	2	0	14	
Harold Jarrard Park 6-10	100	18	0	0	5	106	1	0	16	
Harold Jarrard Park 8-11	190	16	0	0	7	184	1	0	28	
Harold Jarrard Park 9-12	68	2	0	0	2	67	2	0	3	
Bomber Mountain Civic Center 10-15	40	0	0	0	4	39	1	0	4	
Total	3,183	573	3	1	169	3,312	36	1	580	



**Johnson County Official Precinct-by-Precinct Summary
Wyoming General Election - November 6, 2018**

	House District 40					Circuit Court Judge, Fourth Judicial District Shelley A Cundiff			
	Richard L. Tass (R)	Chris Schock (I)	Write-Ins	Over Votes	Under Votes	Yes	No	Over Votes	Under Votes
Bomber Mountain Civic Center 2-14	97	49	0	0	8	72	68	0	14
Catholic Rec Hall 3-1	203	157	2	0	24	151	205	0	30
Catholic Rec Hall 3-2	128	98	0	0	9	105	106	0	24
Catholic Rec Hall 3-3	126	80	0	0	7	93	101	0	19
Bomber Mountain Civic Center 3-4	128	112	0	0	11	94	141	0	16
Bomber Mountain Civic Center 3-5	79	56	0	0	3	50	75	0	13
Bomber Mountain Civic Center 3-6	103	60	1	0	13	64	92	0	21
Bomber Mountain Civic Center 3-7	143	73	0	0	14	95	113	0	22
Catholic Rec Hall 3-8	161	64	0	0	9	93	114	0	27
Catholic Rec Hall 4-7	392	234	2	0	37	251	339	1	74
Bomber Mountain Civic Center 4-8	404	255	2	0	39	265	351	0	84
Bomber Mountain Civic Center 5-9	57	36	0	0	1	37	48	0	9
Harold Jarrard Park 6-10	79	44	0	0	0	58	55	0	10
Harold Jarrard Park 8-11	118	84	1	0	10	86	101	0	26
Harold Jarrard Park 9-12	45	24	0	0	3	36	30	0	6
Bomber Mountain Civic Center 10-15	21	18	1	0	4	26	13	0	5
Total	2,284	1,444	9	0	192	1,576	1,952	1	400



**Laramie County Official Precinct-by-Precinct Summary
Wyoming General Election - November 6, 2018**

	United States Senator					
	John Barrasso (R)	Gary Trauner (D)	Joseph Porambo (L)	Write-Ins	Over Votes	Under Votes
David R. Romero Park 1-1	504	417	30	3	0	12
David R. Romero Park 1-2	232	309	23	0	0	3
Storey Gym 1-3	255	313	21	2	0	7
Storey Gym 1-4	136	218	11	2	0	3
Storey Gym 1-5	290	266	16	1	0	6
Storey Gym 1-6	284	363	21	2	0	5
Storey Gym 1-7	123	130	8	0	0	2
Storey Gym 1-8	294	339	22	2	0	6
American Legion Post #6 1-9	207	175	9	1	0	5
David R. Romero Park 1-10	220	235	18	0	0	3
Kiwanis Community House/Cheyenne 2-1	207	154	7	1	0	6
Kiwanis Community House/Cheyenne 2-2	373	239	7	0	0	2
Kiwanis Community House/Cheyenne 2-3	429	332	11	1	0	5
Kiwanis Community House/Cheyenne 2-4	293	196	9	0	0	6
Cheyenne Berean Church 2-5	467	350	20	0	0	6
North Christian Church 2-6	957	567	28	3	0	17
Cheyenne Berean Church 2-7	518	434	23	3	0	7
Cheyenne Berean Church 2-8	70	66	3	0	0	3
Cheyenne Alliance Church 2-9	262	213	14	5	0	5
North Christian Church 2-10	146	82	2	1	0	2
Cheyenne Alliance Church 2-11	307	213	21	1	0	2
Northwoods Presbyterian Church 2-12	427	303	28	1	0	7
Cheyenne Alliance Church 2-13	440	364	14	2	0	4
Story Gym 3-1	320	245	17	4	0	3
American Legion Post #6 3-2	170	165	13	1	0	0
First Congregational Church 3-3	201	177	7	0	0	4
First Congregational Church 3-4	266	242	10	0	0	3
American Legion Post #6 3-5	407	338	24	0	0	7
First Congregational Church 3-6	351	249	17	0	0	8
Cheyenne Alliance Church 3-7	283	195	16	1	0	5
Northwoods Presbyterian Church 3-8	307	219	19	0	0	2
VFW Post #1881 3-9	566	366	29	3	0	5



**Laramie County Official Precinct-by-Precinct Summary
Wyoming General Election - November 6, 2018**

	United States Senator					
	John Barrasso (R)	Gary Trauner (D)	Joseph Porambo (L)	Write-Ins	Over Votes	Under Votes
VFW Post #1881 3-10	307	200	24	2	0	5
Cheyenne Hills Church 3-11	82	73	2	0	0	1
VFW Post #1881 3-12	290	212	15	2	0	4
Cheyenne Hills Church 3-13	356	210	9	2	0	4
Willadsen Elementary School 4-1	71	21	5	0	0	0
Gilchrist Elementary School 4-2	418	161	22	2	0	1
Iron Mountain Country Church 4-3	20	0	0	0	0	0
Yellowstone Baptist Church 4-4	413	143	13	1	0	7
Yellowstone Baptist Church 4-5	41	9	1	0	0	0
Cheyenne Evangelical Free Church 4-6	903	322	29	1	0	6
David R. Romero Park 4-7	439	182	11	1	0	4
Laramie County Community College 4-8	342	279	24	0	0	4
Laramie County Community College 4-9	498	256	37	1	0	1
Iron Mountain Country Church 4-10	123	33	2	0	0	1
Yellowstone Baptist Church 4-11	63	42	2	0	0	0
Laramie County Community College 5-1	267	116	11	0	0	3
Yellowstone Baptist Church 5-2	620	294	25	3	1	9
Cheyenne Evangelical Free Church 5-3	755	252	28	1	0	6
Laramie County Fair 5-4	1,033	321	30	1	1	10
Cheyenne Hills Church 5-5	96	48	4	0	0	1
Carpenter Fire Station 6-1	533	101	24	4	0	4
Burns Plex 6-2	486	118	16	0	0	4
Pine Bluffs Community Center 6-3	491	113	13	0	0	3
Albin Community Center 6-4	74	7	3	0	0	2
Albin Community Center 6-5	154	18	5	0	0	1
Laramie County Community College 7-1	46	39	3	0	0	0
Yellowstone Baptist Church 7-2	12	5	1	0	0	0
First Congregational Church 7-3	74	34	6	0	0	0
Laramie County Community College 7-4	154	84	24	0	0	4
Total	19,473	12,167	907	61	2	246



**Laramie County Official Precinct-by-Precinct Summary
Wyoming General Election - November 6, 2018**

United States Representative							
	Liz Cheney (R)	Greg Hunter (D)	Richard Brubaker (L)	Daniel Clyde Cummings (C)	Write-Ins	Over Votes	Under Votes
David R. Romero Park 1-1	464	408	37	38	3	0	16
David R. Romero Park 1-2	211	301	25	22	1	0	7
Storey Gym 1-3	242	308	21	17	3	1	6
Storey Gym 1-4	132	206	14	8	3	0	7
Storey Gym 1-5	276	264	17	12	4	0	6
Storey Gym 1-6	280	353	24	6	3	0	9
Storey Gym 1-7	112	130	10	7	1	0	3
Storey Gym 1-8	284	332	25	14	2	0	6
American Legion Post #6 1-9	200	160	15	12	1	0	9
David R. Romero Park 1-10	213	220	21	15	0	0	7
Kiwanis Community House/Cheyenne 2-1	203	139	10	7	2	0	14
Kiwanis Community House/Cheyenne 2-2	352	227	18	14	1	0	9
Kiwanis Community House/Cheyenne 2-3	423	311	9	10	2	1	22
Kiwanis Community House/Cheyenne 2-4	286	185	9	6	1	0	17
Cheyenne Berean Church 2-5	456	336	23	15	2	0	11
North Christian Church 2-6	907	543	51	23	5	0	43
Cheyenne Berean Church 2-7	487	434	30	21	0	1	12
Cheyenne Berean Church 2-8	67	59	8	3	0	0	5
Cheyenne Alliance Church 2-9	255	207	17	9	3	0	8
North Christian Church 2-10	146	72	5	5	0	0	5
Cheyenne Alliance Church 2-11	286	222	19	14	1	0	2
Northwoods Presbyterian Church 2-12	403	300	31	20	2	0	10
Cheyenne Alliance Church 2-13	412	360	19	19	1	0	13
Story Gym 3-1	300	233	22	17	6	0	11
American Legion Post #6 3-2	165	155	19	7	1	0	2
First Congregational Church 3-3	178	177	13	14	0	0	7
First Congregational Church 3-4	242	232	25	14	0	0	8
American Legion Post #6 3-5	377	333	26	28	1	0	11
First Congregational Church 3-6	310	260	24	19	0	0	12
Cheyenne Alliance Church 3-7	260	192	21	12	5	1	9
Northwoods Presbyterian Church 3-8	309	203	17	14	1	0	3
VFW Post #1881 3-9	536	368	33	17	2	0	13



**Laramie County Official Precinct-by-Precinct Summary
Wyoming General Election - November 6, 2018**

United States Representative							
	Liz Cheney (R)	Greg Hunter (D)	Richard Brubaker (L)	Daniel Clyde Cummings (C)	Write-Ins	Over Votes	Under Votes
VFW Post #1881 3-10	277	203	23	22	2	1	10
Cheyenne Hills Church 3-11	86	66	3	2	0	0	1
VFW Post #1881 3-12	275	216	12	13	1	1	5
Cheyenne Hills Church 3-13	330	215	13	14	0	1	8
Willadsen Elementary School 4-1	70	21	2	4	0	0	0
Gilchrist Elementary School 4-2	398	165	21	15	1	0	4
Iron Mountain Country Church 4-3	20	0	0	0	0	0	0
Yellowstone Baptist Church 4-4	383	137	17	23	0	0	17
Yellowstone Baptist Church 4-5	40	9	2	0	0	0	0
Cheyenne Evangelical Free Church 4-6	880	312	36	15	3	0	15
David R. Romero Park 4-7	423	178	22	9	1	0	4
Laramie County Community College 4-8	326	264	24	24	0	0	11
Laramie County Community College 4-9	475	241	32	38	2	0	5
Iron Mountain Country Church 4-10	115	30	5	5	0	0	4
Yellowstone Baptist Church 4-11	57	45	3	1	0	0	1
Laramie County Community College 5-1	251	113	18	11	1	0	3
Yellowstone Baptist Church 5-2	591	288	24	21	5	0	23
Cheyenne Evangelical Free Church 5-3	704	260	29	26	3	0	20
Laramie County Fair 5-4	977	316	41	37	0	1	24
Cheyenne Hills Church 5-5	91	46	6	5	0	0	1
Carpenter Fire Station 6-1	511	92	18	37	2	0	6
Burns Plex 6-2	475	111	14	15	0	0	9
Pine Bluffs Community Center 6-3	461	120	15	15	1	0	8
Albin Community Center 6-4	74	6	0	5	0	0	1
Albin Community Center 6-5	147	19	3	7	0	1	1
Laramie County Community College 7-1	44	36	6	1	0	0	1
Yellowstone Baptist Church 7-2	13	5	0	0	0	0	0
First Congregational Church 7-3	68	36	5	5	0	0	0
Laramie County Community College 7-4	138	91	19	12	0	1	5
Total	18,474	11,871	1,071	841	79	10	510



**Laramie County Official Precinct-by-Precinct Summary
Wyoming General Election - November 6, 2018**

	Governor						Over Votes	Under Votes
	Mark Gordon (R)	Mary A. Throne (D)	Lawrence Gerard Struempf (L)	Rex "T-Rex" Rammell (C)	Write-Ins			
David R. Romero Park 1-1	514	390	14	37	3	0	8	
David R. Romero Park 1-2	242	294	13	12	2	0	4	
Storey Gym 1-3	264	295	8	17	4	0	10	
Storey Gym 1-4	160	197	3	5	4	0	1	
Storey Gym 1-5	307	252	4	10	1	0	5	
Storey Gym 1-6	306	346	9	7	4	0	3	
Storey Gym 1-7	139	118	0	3	1	0	2	
Storey Gym 1-8	300	334	10	11	1	0	7	
American Legion Post #6 1-9	218	166	1	9	0	0	3	
David R. Romero Park 1-10	228	218	6	19	2	0	3	
Kiwanis Community House/Cheyenne 2-1	230	133	2	6	0	0	4	
Kiwanis Community House/Cheyenne 2-2	381	226	1	8	1	0	4	
Kiwanis Community House/Cheyenne 2-3	483	282	2	6	5	0	0	
Kiwanis Community House/Cheyenne 2-4	308	180	4	9	0	0	3	
Cheyenne Berean Church 2-5	509	300	6	21	1	0	6	
North Christian Church 2-6	1,052	470	10	26	7	0	7	
Cheyenne Berean Church 2-7	560	387	12	19	1	1	5	
Cheyenne Berean Church 2-8	79	53	3	5	0	0	2	
Cheyenne Alliance Church 2-9	279	198	6	13	3	0	0	
North Christian Church 2-10	161	67	3	2	0	0	0	
Cheyenne Alliance Church 2-11	310	204	8	11	7	0	4	
Northwoods Presbyterian Church 2-12	458	272	18	16	2	0	0	
Cheyenne Alliance Church 2-13	459	338	5	16	2	0	4	
Story Gym 3-1	333	230	4	15	4	0	3	
American Legion Post #6 3-2	170	159	8	9	2	0	1	
First Congregational Church 3-3	212	157	5	12	2	0	1	
First Congregational Church 3-4	270	224	7	15	3	0	2	
American Legion Post #6 3-5	400	339	6	25	5	0	1	
First Congregational Church 3-6	359	234	11	19	0	0	2	
Cheyenne Alliance Church 3-7	293	187	6	12	2	0	0	
Northwoods Presbyterian Church 3-8	311	198	8	25	1	0	4	
VFW Post #1881 3-9	568	358	11	28	2	0	2	



**Laramie County Official Precinct-by-Precinct Summary
Wyoming General Election - November 6, 2018**

	Governor							Under Votes
	Mark Gordon (R)	Mary A. Throne (D)	Lawrence Gerard Struempf (L)	Rex "T-Rex" Rammell (C)	Write-Ins	Over Votes		
VFW Post #1881 3-10	303	199	7	25	3	0	1	
Cheyenne Hills Church 3-11	91	66	1	0	0	0	0	
VFW Post #1881 3-12	311	179	8	21	3	0	1	
Cheyenne Hills Church 3-13	350	208	2	19	0	0	2	
Willadsen Elementary School 4-1	73	20	0	4	0	0	0	
Gilchrist Elementary School 4-2	417	135	10	29	10	0	3	
Iron Mountain Country Church 4-3	19	0	1	0	0	0	0	
Yellowstone Baptist Church 4-4	413	134	7	16	5	0	2	
Yellowstone Baptist Church 4-5	39	12	0	0	0	0	0	
Cheyenne Evangelical Free Church 4-6	907	285	13	40	10	0	6	
David R. Romero Park 4-7	448	163	4	20	1	0	1	
Laramie County Community College 4-8	362	247	12	23	1	0	4	
Laramie County Community College 4-9	518	222	16	32	1	0	4	
Iron Mountain Country Church 4-10	112	34	2	9	0	0	2	
Yellowstone Baptist Church 4-11	62	42	1	2	0	0	0	
Laramie County Community College 5-1	263	104	6	18	3	0	3	
Yellowstone Baptist Church 5-2	653	255	9	22	9	0	4	
Cheyenne Evangelical Free Church 5-3	729	256	10	30	13	1	3	
Laramie County Fair 5-4	1,039	284	12	49	6	1	5	
Cheyenne Hills Church 5-5	89	49	4	5	2	0	0	
Carpenter Fire Station 6-1	525	91	13	34	1	0	2	
Burns Plex 6-2	482	101	12	24	3	0	2	
Pine Bluffs Community Center 6-3	486	112	2	18	0	0	2	
Albin Community Center 6-4	72	7	0	6	0	0	1	
Albin Community Center 6-5	151	19	0	7	0	0	1	
Laramie County Community College 7-1	43	38	1	5	1	0	0	
Yellowstone Baptist Church 7-2	13	5	0	0	0	0	0	
First Congregational Church 7-3	68	38	1	6	1	0	0	
Laramie County Community College 7-4	151	85	13	16	0	0	1	
Total	20,052	11,196	381	928	145	3	151	



**Laramie County Official Precinct-by-Precinct Summary
Wyoming General Election - November 6, 2018**

	Secretary of State					
	Edward Buchanan (R)	James W. Byrd (D)	Kit Carson III (L)	Write-Ins	Over Votes	Under Votes
David R. Romero Park 1-1	488	403	57	3	0	15
David R. Romero Park 1-2	231	303	22	2	0	9
Storey Gym 1-3	241	316	25	4	0	12
Storey Gym 1-4	165	177	15	2	0	11
Storey Gym 1-5	303	241	20	1	0	14
Storey Gym 1-6	314	314	29	4	0	14
Storey Gym 1-7	124	126	10	0	0	3
Storey Gym 1-8	294	323	26	3	0	17
American Legion Post #6 1-9	199	163	23	2	0	10
David R. Romero Park 1-10	206	237	27	0	0	6
Kiwanis Community House/Cheyenne 2-1	219	136	10	0	0	10
Kiwanis Community House/Cheyenne 2-2	405	191	11	0	1	13
Kiwanis Community House/Cheyenne 2-3	496	250	8	2	0	22
Kiwanis Community House/Cheyenne 2-4	306	179	12	0	0	7
Cheyenne Berean Church 2-5	498	305	25	2	0	13
North Christian Church 2-6	1,036	466	30	5	0	35
Cheyenne Berean Church 2-7	542	393	33	1	0	16
Cheyenne Berean Church 2-8	66	61	9	0	1	5
Cheyenne Alliance Church 2-9	292	183	18	0	0	6
North Christian Church 2-10	157	66	5	0	0	5
Cheyenne Alliance Church 2-11	307	209	21	1	0	6
Northwoods Presbyterian Church 2-12	433	290	30	0	0	13
Cheyenne Alliance Church 2-13	481	309	23	0	0	11
Story Gym 3-1	313	235	26	3	0	12
American Legion Post #6 3-2	151	169	20	1	0	8
First Congregational Church 3-3	206	166	8	1	0	8
First Congregational Church 3-4	268	219	18	0	0	16
American Legion Post #6 3-5	408	326	27	0	0	15
First Congregational Church 3-6	330	255	27	1	0	12
Cheyenne Alliance Church 3-7	293	183	14	2	0	8
Northwoods Presbyterian Church 3-8	332	190	20	0	0	5
VFW Post #1881 3-9	557	360	31	1	0	20



**Laramie County Official Precinct-by-Precinct Summary
Wyoming General Election - November 6, 2018**

	Secretary of State					
	Edward Buchanan (R)	James W. Byrd (D)	Kit Carson III (L)	Write-Ins	Over Votes	Under Votes
VFW Post #1881 3-10	303	192	27	2	0	14
Cheyenne Hills Church 3-11	89	62	1	0	0	6
VFW Post #1881 3-12	306	196	15	1	0	5
Cheyenne Hills Church 3-13	368	180	18	2	0	13
Willadsen Elementary School 4-1	74	18	5	0	0	0
Gilchrist Elementary School 4-2	421	148	26	0	0	9
Iron Mountain Country Church 4-3	20	0	0	0	0	0
Yellowstone Baptist Church 4-4	422	122	23	0	0	10
Yellowstone Baptist Church 4-5	39	10	1	0	0	1
Cheyenne Evangelical Free Church 4-6	932	275	33	1	0	20
David R. Romero Park 4-7	441	167	19	1	0	9
Laramie County Community College 4-8	342	261	33	2	0	11
Laramie County Community College 4-9	514	227	41	0	0	11
Iron Mountain Country Church 4-10	111	37	6	0	0	5
Yellowstone Baptist Church 4-11	60	40	4	0	0	3
Laramie County Community College 5-1	250	122	15	1	0	9
Yellowstone Baptist Church 5-2	647	254	27	5	0	19
Cheyenne Evangelical Free Church 5-3	759	230	37	0	0	16
Laramie County Fair 5-4	1,032	307	40	3	0	14
Cheyenne Hills Church 5-5	89	51	8	0	0	1
Carpenter Fire Station 6-1	522	93	37	1	0	13
Burns Plex 6-2	476	114	24	0	0	10
Pine Bluffs Community Center 6-3	472	129	15	0	0	4
Albin Community Center 6-4	71	9	4	0	0	2
Albin Community Center 6-5	159	12	3	0	0	4
Laramie County Community College 7-1	48	37	2	0	0	1
Yellowstone Baptist Church 7-2	11	7	0	0	0	0
First Congregational Church 7-3	66	38	8	0	0	2
Laramie County Community College 7-4	148	96	18	0	0	4
Total	19,853	11,178	1,170	60	2	593



**Laramie County Official Precinct-by-Precinct Summary
Wyoming General Election - November 6, 2018**

	State Auditor					
	Kristi Racines (R)	Jeff Dockter (D)	Write-Ins	Over Votes	Under Votes	
David R. Romero Park 1-1	528	399	1	0	38	
David R. Romero Park 1-2	251	303	0	0	13	
Storey Gym 1-3	286	301	0	0	11	
Storey Gym 1-4	194	164	0	1	11	
Storey Gym 1-5	340	217	0	0	22	
Storey Gym 1-6	371	286	2	0	16	
Storey Gym 1-7	130	123	0	0	10	
Storey Gym 1-8	353	281	1	0	28	
American Legion Post #6 1-9	236	147	0	0	14	
David R. Romero Park 1-10	245	218	0	0	13	
Kiwanis Community House/Cheyenne 2-1	227	136	0	0	12	
Kiwanis Community House/Cheyenne 2-2	412	187	0	0	22	
Kiwanis Community House/Cheyenne 2-3	516	235	0	0	27	
Kiwanis Community House/Cheyenne 2-4	343	144	0	0	17	
Cheyenne Berean Church 2-5	516	296	0	0	31	
North Christian Church 2-6	1,098	415	2	0	57	
Cheyenne Berean Church 2-7	587	372	0	0	26	
Cheyenne Berean Church 2-8	79	51	1	0	11	
Cheyenne Alliance Church 2-9	299	180	0	0	20	
North Christian Church 2-10	167	58	0	0	8	
Cheyenne Alliance Church 2-11	330	200	1	0	13	
Northwoods Presbyterian Church 2-12	483	265	0	0	18	
Cheyenne Alliance Church 2-13	531	279	0	0	14	
Story Gym 3-1	353	213	0	0	23	
American Legion Post #6 3-2	180	151	0	0	18	
First Congregational Church 3-3	229	147	0	0	13	
First Congregational Church 3-4	299	205	0	0	17	
American Legion Post #6 3-5	457	284	1	0	34	
First Congregational Church 3-6	376	227	0	0	22	
Cheyenne Alliance Church 3-7	303	179	2	0	16	
Northwoods Presbyterian Church 3-8	336	197	0	0	14	
VFW Post #1881 3-9	610	331	2	0	26	



**Laramie County Official Precinct-by-Precinct Summary
Wyoming General Election - November 6, 2018**

	State Auditor					
	Kristi Racines (R)	Jeff Dockter (D)	Write-Ins	Over Votes	Under Votes	
VFW Post #1881 3-10	330	183	0	0	25	
Cheyenne Hills Church 3-11	93	57	0	0	8	
VFW Post #1881 3-12	321	186	1	0	15	
Cheyenne Hills Church 3-13	383	172	0	0	26	
Willadsen Elementary School 4-1	78	18	0	0	1	
Gilchrist Elementary School 4-2	450	137	1	0	16	
Iron Mountain Country Church 4-3	18	2	0	0	0	
Yellowstone Baptist Church 4-4	445	116	3	0	13	
Yellowstone Baptist Church 4-5	42	7	0	0	2	
Cheyenne Evangelical Free Church 4-6	968	263	1	0	29	
David R. Romero Park 4-7	474	143	0	0	20	
Laramie County Community College 4-8	369	261	0	0	19	
Laramie County Community College 4-9	545	228	1	0	19	
Iron Mountain Country Church 4-10	116	34	0	0	9	
Yellowstone Baptist Church 4-11	73	31	0	0	3	
Laramie County Community College 5-1	266	120	1	0	10	
Yellowstone Baptist Church 5-2	697	237	0	0	18	
Cheyenne Evangelical Free Church 5-3	773	239	0	0	30	
Laramie County Fair 5-4	1,065	285	2	0	44	
Cheyenne Hills Church 5-5	99	45	0	0	5	
Carpenter Fire Station 6-1	550	81	5	0	30	
Burns Plex 6-2	493	109	0	0	22	
Pine Bluffs Community Center 6-3	486	110	0	0	24	
Albin Community Center 6-4	74	4	0	0	8	
Albin Community Center 6-5	151	17	0	0	10	
Laramie County Community College 7-1	50	35	0	0	3	
Yellowstone Baptist Church 7-2	13	4	0	0	1	
First Congregational Church 7-3	77	32	0	0	5	
Laramie County Community College 7-4	164	94	0	0	8	
Total	21,328	10,441	28	1	1,058	



**Laramie County Official Precinct-by-Precinct Summary
Wyoming General Election - November 6, 2018**

	State Treasurer					Superintendent of Public Instruction				
	Curt Meier (R)	Chris Lowry (D)	Write-Ins	Over Votes	Under Votes	Jillian Balow (R)	Write-Ins	Over Votes	Under Votes	
David R. Romero Park 1-1	528	399	2	0	37	734	17	0	215	
David R. Romero Park 1-2	239	310	1	0	17	387	22	0	158	
Storey Gym 1-3	284	292	1	0	21	416	20	0	162	
Storey Gym 1-4	164	188	2	0	16	255	17	0	98	
Storey Gym 1-5	310	246	0	1	22	421	17	0	141	
Storey Gym 1-6	335	314	7	0	19	484	18	0	173	
Storey Gym 1-7	125	132	0	0	6	200	8	0	55	
Storey Gym 1-8	325	311	2	0	25	452	24	0	187	
American Legion Post #6 1-9	222	155	1	1	18	290	4	0	103	
David R. Romero Park 1-10	232	229	0	0	15	358	12	0	106	
Kiwanis Community House/Cheyenne 2-1	227	127	0	0	21	292	9	0	74	
Kiwanis Community House/Cheyenne 2-2	382	205	1	0	33	478	10	0	133	
Kiwanis Community House/Cheyenne 2-3	466	278	1	0	33	608	13	0	157	
Kiwanis Community House/Cheyenne 2-4	330	156	1	0	17	400	7	1	96	
Cheyenne Berean Church 2-5	503	304	1	2	33	660	9	0	174	
North Christian Church 2-6	1,024	472	6	0	70	1,278	22	0	272	
Cheyenne Berean Church 2-7	559	393	2	0	31	750	13	1	221	
Cheyenne Berean Church 2-8	85	50	0	0	7	108	0	0	34	
Cheyenne Alliance Church 2-9	292	187	0	0	20	402	8	0	89	
North Christian Church 2-10	157	64	2	0	10	194	2	0	37	
Cheyenne Alliance Church 2-11	335	196	1	0	12	420	11	0	113	
Northwoods Presbyterian Church 2-12	476	267	1	0	22	612	10	0	144	
Cheyenne Alliance Church 2-13	499	306	1	0	18	661	15	0	148	
Story Gym 3-1	342	223	1	0	23	445	21	0	123	
American Legion Post #6 3-2	180	153	0	0	16	247	10	0	92	
First Congregational Church 3-3	232	143	0	0	14	303	5	0	81	
First Congregational Church 3-4	280	219	0	0	22	393	6	0	122	
American Legion Post #6 3-5	426	320	1	0	29	600	11	0	165	
First Congregational Church 3-6	377	227	0	0	21	501	10	0	114	
Cheyenne Alliance Church 3-7	303	178	2	0	17	395	11	0	94	
Northwoods Presbyterian Church 3-8	336	191	0	0	20	413	6	0	128	
VFW Post #1881 3-9	587	347	2	0	33	775	15	0	179	



**Laramie County Official Precinct-by-Precinct Summary
Wyoming General Election - November 6, 2018**

	State Treasurer						Superintendent of Public Instruction			
	Curt Meier (R)	Chris Lowry (D)	Write-Ins	Over Votes	Under Votes		Jillian Balow (R)	Write-Ins	Over Votes	Under Votes
VFW Post #1881 3-10	317	197	3	0	21	414	12	0	112	
Cheyenne Hills Church 3-11	85	61	0	0	12	123	4	0	31	
VFW Post #1881 3-12	324	183	1	0	15	430	8	0	85	
Cheyenne Hills Church 3-13	368	179	3	0	31	447	15	0	119	
Willadsen Elementary School 4-1	79	17	0	0	1	81	1	0	15	
Gilchrist Elementary School 4-2	428	152	1	0	23	497	7	0	100	
Iron Mountain Country Church 4-3	19	1	0	0	0	20	0	0	0	
Yellowstone Baptist Church 4-4	431	128	1	0	17	472	14	0	91	
Yellowstone Baptist Church 4-5	43	8	0	0	0	48	0	0	3	
Cheyenne Evangelical Free Church 4-6	923	305	1	0	32	1,066	12	0	183	
David R. Romero Park 4-7	461	153	1	0	22	538	10	0	89	
Laramie County Community College 4-8	373	258	0	0	18	502	17	0	130	
Laramie County Community College 4-9	546	229	0	0	18	645	11	0	137	
Iron Mountain Country Church 4-10	117	32	0	0	10	130	6	0	23	
Yellowstone Baptist Church 4-11	62	40	1	0	4	87	1	0	19	
Laramie County Community College 5-1	274	117	2	0	4	336	4	0	57	
Yellowstone Baptist Church 5-2	666	252	5	0	29	769	18	0	165	
Cheyenne Evangelical Free Church 5-3	767	243	1	0	31	892	9	0	141	
Laramie County Fair 5-4	1,049	303	3	0	41	1,164	19	0	213	
Cheyenne Hills Church 5-5	91	52	0	0	6	115	3	0	31	
Carpenter Fire Station 6-1	545	95	6	0	20	582	12	0	72	
Burns Plex 6-2	502	106	0	0	16	542	7	0	75	
Pine Bluffs Community Center 6-3	486	112	1	0	21	550	4	0	66	
Albin Community Center 6-4	74	8	0	0	4	72	1	0	13	
Albin Community Center 6-5	155	20	0	0	3	165	2	0	11	
Laramie County Community College 7-1	52	34	0	0	2	68	2	0	18	
Yellowstone Baptist Church 7-2	9	7	0	0	2	18	0	0	0	
First Congregational Church 7-3	77	35	0	0	2	92	2	0	20	
Laramie County Community College 7-4	165	90	2	0	9	214	3	0	49	
Total	20,650	10,999	71	4	1,132	26,011	587	2	6,256	



Laramie County Official Precinct-by-Precinct Summary
Wyoming General Election - November 6, 2018

	Senate District 5				Senate District 7			
	Lynn Hutchings (R)	Write-Ins	Over Votes	Under Votes	Stephan A. Pappas (R)	Write-Ins	Over Votes	Under Votes
David R. Romero Park 1-1	-	-	-	-	-	-	-	-
David R. Romero Park 1-2	-	-	-	-	-	-	-	-
Storey Gym 1-3	-	-	-	-	-	-	-	-
Storey Gym 1-4	-	-	-	-	-	-	-	-
Storey Gym 1-5	393	22	0	164	-	-	-	-
Storey Gym 1-6	418	50	0	207	-	-	-	-
Storey Gym 1-7	-	-	-	-	-	-	-	-
Storey Gym 1-8	-	-	-	-	453	19	0	191
American Legion Post #6 1-9	-	-	-	-	284	5	0	108
David R. Romero Park 1-10	-	-	-	-	-	-	-	-
Kiwanis Community House/Cheyenne 2-1	271	15	0	89	-	-	-	-
Kiwanis Community House/Cheyenne 2-2	451	26	0	144	-	-	-	-
Kiwanis Community House/Cheyenne 2-3	517	54	0	207	-	-	-	-
Kiwanis Community House/Cheyenne 2-4	366	23	0	115	-	-	-	-
Cheyenne Berean Church 2-5	600	30	0	213	-	-	-	-
North Christian Church 2-6	-	-	-	-	-	-	-	-
Cheyenne Berean Church 2-7	692	25	0	268	-	-	-	-
Cheyenne Berean Church 2-8	-	-	-	-	-	-	-	-
Cheyenne Alliance Church 2-9	-	-	-	-	-	-	-	-
North Christian Church 2-10	-	-	-	-	-	-	-	-
Cheyenne Alliance Church 2-11	-	-	-	-	-	-	-	-
Northwoods Presbyterian Church 2-12	-	-	-	-	-	-	-	-
Cheyenne Alliance Church 2-13	-	-	-	-	-	-	-	-
Story Gym 3-1	-	-	-	-	-	-	-	-
American Legion Post #6 3-2	-	-	-	-	245	12	0	92
First Congregational Church 3-3	-	-	-	-	-	-	-	-
First Congregational Church 3-4	-	-	-	-	-	-	-	-
American Legion Post #6 3-5	-	-	-	-	596	7	0	173
First Congregational Church 3-6	-	-	-	-	-	-	-	-
Cheyenne Alliance Church 3-7	-	-	-	-	-	-	-	-
Northwoods Presbyterian Church 3-8	-	-	-	-	-	-	-	-
VFW Post #1881 3-9	-	-	-	-	769	15	0	185



**Laramie County Official Precinct-by-Precinct Summary
Wyoming General Election - November 6, 2018**

	Senate District 5				Senate District 7			
	Lynn Hutchings (R)	Write-Ins	Over Votes	Under Votes	Stephan A. Pappas (R)	Write-Ins	Over Votes	Under Votes
VFW Post #1881 3-10	-	-	-	-	421	11	0	106
Cheyenne Hills Church 3-11	-	-	-	-	-	-	-	-
VFW Post #1881 3-12	-	-	-	-	426	9	0	88
Cheyenne Hills Church 3-13	-	-	-	-	-	-	-	-
Willadsen Elementary School 4-1	-	-	-	-	-	-	-	-
Gilchrist Elementary School 4-2	490	9	0	105	-	-	-	-
Iron Mountain Country Church 4-3	-	-	-	-	-	-	-	-
Yellowstone Baptist Church 4-4	469	13	0	95	-	-	-	-
Yellowstone Baptist Church 4-5	-	-	-	-	-	-	-	-
Cheyenne Evangelical Free Church 4-6	-	-	-	-	-	-	-	-
David R. Romero Park 4-7	504	21	0	112	-	-	-	-
Laramie County Community College 4-8	-	-	-	-	-	-	-	-
Laramie County Community College 4-9	-	-	-	-	-	-	-	-
Iron Mountain Country Church 4-10	129	4	0	26	-	-	-	-
Yellowstone Baptist Church 4-11	71	7	0	29	-	-	-	-
Laramie County Community College 5-1	-	-	-	-	325	3	0	69
Yellowstone Baptist Church 5-2	-	-	-	-	-	-	-	-
Cheyenne Evangelical Free Church 5-3	-	-	-	-	-	-	-	-
Laramie County Fair 5-4	-	-	-	-	-	-	-	-
Cheyenne Hills Church 5-5	-	-	-	-	-	-	-	-
Carpenter Fire Station 6-1	-	-	-	-	-	-	-	-
Burns Plex 6-2	-	-	-	-	-	-	-	-
Pine Bluffs Community Center 6-3	-	-	-	-	-	-	-	-
Albin Community Center 6-4	-	-	-	-	-	-	-	-
Albin Community Center 6-5	-	-	-	-	-	-	-	-
Laramie County Community College 7-1	-	-	-	-	-	-	-	-
Yellowstone Baptist Church 7-2	11	5	0	2	-	-	-	-
First Congregational Church 7-3	-	-	-	-	-	-	-	-
Laramie County Community College 7-4	-	-	-	-	204	5	0	57
Total	5,382	304	0	1,776	3,723	86	0	1,069



**Laramie County Official Precinct-by-Precinct Summary
Wyoming General Election - November 6, 2018**

	House District 7				House District 8				
	Sue Wilson (R)	Write-Ins	Over Votes	Under Votes	Bob Nicholas (R)	Mitch Guthrie (D)	Write-Ins	Over Votes	Under Votes
David R. Romero Park 1-1	-	-	-	-	-	-	-	-	-
David R. Romero Park 1-2	-	-	-	-	-	-	-	-	-
Storey Gym 1-3	-	-	-	-	-	-	-	-	-
Storey Gym 1-4	-	-	-	-	-	-	-	-	-
Storey Gym 1-5	-	-	-	-	301	260	1	0	17
Storey Gym 1-6	-	-	-	-	312	338	3	0	22
Storey Gym 1-7	-	-	-	-	-	-	-	-	-
Storey Gym 1-8	-	-	-	-	-	-	-	-	-
American Legion Post #6 1-9	-	-	-	-	-	-	-	-	-
David R. Romero Park 1-10	-	-	-	-	-	-	-	-	-
Kiwanis Community House/Cheyenne 2-1	-	-	-	-	224	130	1	0	20
Kiwanis Community House/Cheyenne 2-2	-	-	-	-	-	-	-	-	-
Kiwanis Community House/Cheyenne 2-3	-	-	-	-	-	-	-	-	-
Kiwanis Community House/Cheyenne 2-4	-	-	-	-	299	172	4	0	29
Cheyenne Berean Church 2-5	-	-	-	-	523	291	0	0	29
North Christian Church 2-6	1,242	24	0	306	-	-	-	-	-
Cheyenne Berean Church 2-7	-	-	-	-	540	414	1	0	30
Cheyenne Berean Church 2-8	106	0	0	36	-	-	-	-	-
Cheyenne Alliance Church 2-9	-	-	-	-	-	-	-	-	-
North Christian Church 2-10	181	1	0	51	-	-	-	-	-
Cheyenne Alliance Church 2-11	-	-	-	-	-	-	-	-	-
Northwoods Presbyterian Church 2-12	-	-	-	-	-	-	-	-	-
Cheyenne Alliance Church 2-13	-	-	-	-	-	-	-	-	-
Story Gym 3-1	-	-	-	-	-	-	-	-	-
American Legion Post #6 3-2	-	-	-	-	-	-	-	-	-
First Congregational Church 3-3	-	-	-	-	-	-	-	-	-
First Congregational Church 3-4	-	-	-	-	-	-	-	-	-
American Legion Post #6 3-5	-	-	-	-	-	-	-	-	-
First Congregational Church 3-6	-	-	-	-	-	-	-	-	-
Cheyenne Alliance Church 3-7	-	-	-	-	-	-	-	-	-
Northwoods Presbyterian Church 3-8	-	-	-	-	-	-	-	-	-
VFW Post #1881 3-9	-	-	-	-	-	-	-	-	-



**Laramie County Official Precinct-by-Precinct Summary
Wyoming General Election - November 6, 2018**

	House District 7					House District 8				
	Sue Wilson (R)	Write-Ins	Over Votes	Under Votes		Bob Nicholas (R)	Mitch Guthrie (D)	Write-Ins	Over Votes	Under Votes
VFW Post #1881 3-10	-	-	-	-	-	-	-	-	-	-
Cheyenne Hills Church 3-11	-	-	-	-	-	-	-	-	-	-
VFW Post #1881 3-12	-	-	-	-	-	-	-	-	-	-
Cheyenne Hills Church 3-13	-	-	-	-	-	-	-	-	-	-
Willadsen Elementary School 4-1	-	-	-	-	-	-	-	-	-	-
Gilchrist Elementary School 4-2	-	-	-	-	-	-	-	-	-	-
Iron Mountain Country Church 4-3	20	0	0	0	-	-	-	-	-	-
Yellowstone Baptist Church 4-4	-	-	-	-	-	-	-	-	-	-
Yellowstone Baptist Church 4-5	48	0	0	3	-	-	-	-	-	-
Cheyenne Evangelical Free Church 4-6	1,053	22	0	186	-	-	-	-	-	-
David R. Romero Park 4-7	-	-	-	-	-	-	-	-	-	-
Laramie County Community College 4-8	-	-	-	-	-	-	-	-	-	-
Laramie County Community College 4-9	-	-	-	-	-	-	-	-	-	-
Iron Mountain Country Church 4-10	-	-	-	-	-	-	-	-	-	-
Yellowstone Baptist Church 4-11	-	-	-	-	-	-	-	-	-	-
Laramie County Community College 5-1	-	-	-	-	-	-	-	-	-	-
Yellowstone Baptist Church 5-2	751	10	0	191	-	-	-	-	-	-
Cheyenne Evangelical Free Church 5-3	882	10	0	150	-	-	-	-	-	-
Laramie County Fair 5-4	-	-	-	-	-	-	-	-	-	-
Cheyenne Hills Church 5-5	-	-	-	-	-	-	-	-	-	-
Carpenter Fire Station 6-1	-	-	-	-	-	-	-	-	-	-
Burns Plex 6-2	-	-	-	-	-	-	-	-	-	-
Pine Bluffs Community Center 6-3	-	-	-	-	-	-	-	-	-	-
Albin Community Center 6-4	-	-	-	-	-	-	-	-	-	-
Albin Community Center 6-5	-	-	-	-	-	-	-	-	-	-
Laramie County Community College 7-1	-	-	-	-	-	-	-	-	-	-
Yellowstone Baptist Church 7-2	-	-	-	-	-	13	4	0	0	1
First Congregational Church 7-3	-	-	-	-	-	-	-	-	-	-
Laramie County Community College 7-4	-	-	-	-	-	-	-	-	-	-
Total	4,283	67	0	923		2,212	1,609	10	0	148



Laramie County Official Precinct-by-Precinct Summary
Wyoming General Election - November 6, 2018

	House District 9				House District 10				
	Landon J. Brown (R)	Write-Ins	Over Votes	Under Votes	John Eklund (R)	Jenefer Pasqua (D)	Write-Ins	Over Votes	Under Votes
David R. Romero Park 1-1	-	-	-	-	-	-	-	-	-
David R. Romero Park 1-2	-	-	-	-	-	-	-	-	-
Storey Gym 1-3	-	-	-	-	-	-	-	-	-
Storey Gym 1-4	-	-	-	-	-	-	-	-	-
Storey Gym 1-5	-	-	-	-	-	-	-	-	-
Storey Gym 1-6	-	-	-	-	-	-	-	-	-
Storey Gym 1-7	-	-	-	-	-	-	-	-	-
Storey Gym 1-8	-	-	-	-	-	-	-	-	-
American Legion Post #6 1-9	-	-	-	-	-	-	-	-	-
David R. Romero Park 1-10	-	-	-	-	-	-	-	-	-
Kiwanis Community House/Cheyenne 2-1	-	-	-	-	-	-	-	-	-
Kiwanis Community House/Cheyenne 2-2	-	-	-	-	-	-	-	-	-
Kiwanis Community House/Cheyenne 2-3	-	-	-	-	-	-	-	-	-
Kiwanis Community House/Cheyenne 2-4	-	-	-	-	-	-	-	-	-
Cheyenne Berean Church 2-5	-	-	-	-	-	-	-	-	-
North Christian Church 2-6	-	-	-	-	-	-	-	-	-
Cheyenne Berean Church 2-7	-	-	-	-	-	-	-	-	-
Cheyenne Berean Church 2-8	-	-	-	-	-	-	-	-	-
Cheyenne Alliance Church 2-9	394	7	0	98	-	-	-	-	-
North Christian Church 2-10	-	-	-	-	-	-	-	-	-
Cheyenne Alliance Church 2-11	414	9	0	121	-	-	-	-	-
Northwoods Presbyterian Church 2-12	611	5	0	150	-	-	-	-	-
Cheyenne Alliance Church 2-13	643	10	0	171	-	-	-	-	-
Story Gym 3-1	-	-	-	-	-	-	-	-	-
American Legion Post #6 3-2	-	-	-	-	-	-	-	-	-
First Congregational Church 3-3	-	-	-	-	-	-	-	-	-
First Congregational Church 3-4	-	-	-	-	-	-	-	-	-
American Legion Post #6 3-5	-	-	-	-	-	-	-	-	-
First Congregational Church 3-6	-	-	-	-	-	-	-	-	-
Cheyenne Alliance Church 3-7	-	-	-	-	-	-	-	-	-
Northwoods Presbyterian Church 3-8	420	3	0	124	-	-	-	-	-
VFW Post #1881 3-9	-	-	-	-	-	-	-	-	-



**Laramie County Official Precinct-by-Precinct Summary
Wyoming General Election - November 6, 2018**

	House District 9					House District 10				
	Landon J. Brown (R)	Write-Ins	Over Votes	Under Votes		John Eklund (R)	Jenefer Pasqua (D)	Write-Ins	Over Votes	Under Votes
VFW Post #1881 3-10	-	-	-	-		-	-	-	-	-
Cheyenne Hills Church 3-11	-	-	-	-		-	-	-	-	-
VFW Post #1881 3-12	-	-	-	-		-	-	-	-	-
Cheyenne Hills Church 3-13	-	-	-	-		357	195	1	0	28
Willadsen Elementary School 4-1	-	-	-	-		-	-	-	-	-
Gilchrist Elementary School 4-2	-	-	-	-		-	-	-	-	-
Iron Mountain Country Church 4-3	-	-	-	-		-	-	-	-	-
Yellowstone Baptist Church 4-4	-	-	-	-		-	-	-	-	-
Yellowstone Baptist Church 4-5	-	-	-	-		-	-	-	-	-
Cheyenne Evangelical Free Church 4-6	-	-	-	-		-	-	-	-	-
David R. Romero Park 4-7	-	-	-	-		-	-	-	-	-
Laramie County Community College 4-8	-	-	-	-		-	-	-	-	-
Laramie County Community College 4-9	-	-	-	-		-	-	-	-	-
Iron Mountain Country Church 4-10	-	-	-	-		-	-	-	-	-
Yellowstone Baptist Church 4-11	-	-	-	-		-	-	-	-	-
Laramie County Community College 5-1	-	-	-	-		-	-	-	-	-
Yellowstone Baptist Church 5-2	-	-	-	-		-	-	-	-	-
Cheyenne Evangelical Free Church 5-3	-	-	-	-		-	-	-	-	-
Laramie County Fair 5-4	-	-	-	-		1,036	296	2	0	62
Cheyenne Hills Church 5-5	112	0	0	37		-	-	-	-	-
Carpenter Fire Station 6-1	-	-	-	-		554	92	4	0	16
Burns Plex 6-2	-	-	-	-		509	98	1	0	16
Pine Bluffs Community Center 6-3	-	-	-	-		500	109	0	0	11
Albin Community Center 6-4	-	-	-	-		77	8	0	0	1
Albin Community Center 6-5	-	-	-	-		154	16	4	0	4
Laramie County Community College 7-1	-	-	-	-		-	-	-	-	-
Yellowstone Baptist Church 7-2	-	-	-	-		-	-	-	-	-
First Congregational Church 7-3	-	-	-	-		-	-	-	-	-
Laramie County Community College 7-4	-	-	-	-		-	-	-	-	-
Total	2,594	34	0	701		3,187	814	12	0	138



**Laramie County Official Precinct-by-Precinct Summary
Wyoming General Election - November 6, 2018**

House District 11					
	Jared Olsen (R)	Calob Taylor (D)	Write-Ins	Over Votes	Under Votes
David R. Romero Park 1-1	-	-	-	-	-
David R. Romero Park 1-2	-	-	-	-	-
Storey Gym 1-3	-	-	-	-	-
Storey Gym 1-4	-	-	-	-	-
Storey Gym 1-5	-	-	-	-	-
Storey Gym 1-6	-	-	-	-	-
Storey Gym 1-7	-	-	-	-	-
Storey Gym 1-8	313	328	0	0	22
American Legion Post #6 1-9	214	165	0	0	18
David R. Romero Park 1-10	-	-	-	-	-
Kiwanis Community House/Cheyenne 2-1	-	-	-	-	-
Kiwanis Community House/Cheyenne 2-2	-	-	-	-	-
Kiwanis Community House/Cheyenne 2-3	-	-	-	-	-
Kiwanis Community House/Cheyenne 2-4	-	-	-	-	-
Cheyenne Berean Church 2-5	-	-	-	-	-
North Christian Church 2-6	-	-	-	-	-
Cheyenne Berean Church 2-7	-	-	-	-	-
Cheyenne Berean Church 2-8	-	-	-	-	-
Cheyenne Alliance Church 2-9	-	-	-	-	-
North Christian Church 2-10	-	-	-	-	-
Cheyenne Alliance Church 2-11	-	-	-	-	-
Northwoods Presbyterian Church 2-12	-	-	-	-	-
Cheyenne Alliance Church 2-13	-	-	-	-	-
Story Gym 3-1	-	-	-	-	-
American Legion Post #6 3-2	176	162	0	0	11
First Congregational Church 3-3	-	-	-	-	-
First Congregational Church 3-4	-	-	-	-	-
American Legion Post #6 3-5	404	351	3	0	18
First Congregational Church 3-6	-	-	-	-	-
Cheyenne Alliance Church 3-7	-	-	-	-	-
Northwoods Presbyterian Church 3-8	-	-	-	-	-
VFW Post #1881 3-9	-	-	-	-	-



Laramie County Official Precinct-by-Precinct Summary
Wyoming General Election - November 6, 2018

House District 11					
	Jared Olsen (R)	Calob Taylor (D)	Write-Ins	Over Votes	Under Votes
VFW Post #1881 3-10	-	-	-	-	-
Cheyenne Hills Church 3-11	-	-	-	-	-
VFW Post #1881 3-12	-	-	-	-	-
Cheyenne Hills Church 3-13	-	-	-	-	-
Willadsen Elementary School 4-1	-	-	-	-	-
Gilchrist Elementary School 4-2	-	-	-	-	-
Iron Mountain Country Church 4-3	-	-	-	-	-
Yellowstone Baptist Church 4-4	-	-	-	-	-
Yellowstone Baptist Church 4-5	-	-	-	-	-
Cheyenne Evangelical Free Church 4-6	-	-	-	-	-
David R. Romero Park 4-7	-	-	-	-	-
Laramie County Community College 4-8	-	-	-	-	-
Laramie County Community College 4-9	-	-	-	-	-
Iron Mountain Country Church 4-10	-	-	-	-	-
Yellowstone Baptist Church 4-11	-	-	-	-	-
Laramie County Community College 5-1	-	-	-	-	-
Yellowstone Baptist Church 5-2	-	-	-	-	-
Cheyenne Evangelical Free Church 5-3	-	-	-	-	-
Laramie County Fair 5-4	-	-	-	-	-
Cheyenne Hills Church 5-5	-	-	-	-	-
Carpenter Fire Station 6-1	-	-	-	-	-
Burns Plex 6-2	-	-	-	-	-
Pine Bluffs Community Center 6-3	-	-	-	-	-
Albin Community Center 6-4	-	-	-	-	-
Albin Community Center 6-5	-	-	-	-	-
Laramie County Community College 7-1	-	-	-	-	-
Yellowstone Baptist Church 7-2	-	-	-	-	-
First Congregational Church 7-3	-	-	-	-	-
Laramie County Community College 7-4	168	92	2	0	4
Total	1,275	1,098	5	0	73



Laramie County Official Precinct-by-Precinct Summary
Wyoming General Election - November 6, 2018

House District 12					
	Clarence L. Styvar (R)	Ryan Lindsey (D)	Write-Ins	Over Votes	Under Votes
David R. Romero Park 1-1	463	465	3	0	35
David R. Romero Park 1-2	-	-	-	-	-
Storey Gym 1-3	-	-	-	-	-
Storey Gym 1-4	-	-	-	-	-
Storey Gym 1-5	-	-	-	-	-
Storey Gym 1-6	-	-	-	-	-
Storey Gym 1-7	-	-	-	-	-
Storey Gym 1-8	-	-	-	-	-
American Legion Post #6 1-9	-	-	-	-	-
David R. Romero Park 1-10	-	-	-	-	-
Kiwanis Community House/Cheyenne 2-1	-	-	-	-	-
Kiwanis Community House/Cheyenne 2-2	-	-	-	-	-
Kiwanis Community House/Cheyenne 2-3	-	-	-	-	-
Kiwanis Community House/Cheyenne 2-4	-	-	-	-	-
Cheyenne Berean Church 2-5	-	-	-	-	-
North Christian Church 2-6	-	-	-	-	-
Cheyenne Berean Church 2-7	-	-	-	-	-
Cheyenne Berean Church 2-8	-	-	-	-	-
Cheyenne Alliance Church 2-9	-	-	-	-	-
North Christian Church 2-10	-	-	-	-	-
Cheyenne Alliance Church 2-11	-	-	-	-	-
Northwoods Presbyterian Church 2-12	-	-	-	-	-
Cheyenne Alliance Church 2-13	-	-	-	-	-
Story Gym 3-1	-	-	-	-	-
American Legion Post #6 3-2	-	-	-	-	-
First Congregational Church 3-3	-	-	-	-	-
First Congregational Church 3-4	-	-	-	-	-
American Legion Post #6 3-5	-	-	-	-	-
First Congregational Church 3-6	-	-	-	-	-
Cheyenne Alliance Church 3-7	-	-	-	-	-
Northwoods Presbyterian Church 3-8	-	-	-	-	-
VFW Post #1881 3-9	-	-	-	-	-



**Laramie County Official Precinct-by-Precinct Summary
Wyoming General Election - November 6, 2018**

House District 12					
	Clarence L. Styvar (R)	Ryan Lindsey (D)	Write-Ins	Over Votes	Under Votes
VFW Post #1881 3-10	-	-	-	-	-
Cheyenne Hills Church 3-11	-	-	-	-	-
VFW Post #1881 3-12	-	-	-	-	-
Cheyenne Hills Church 3-13	-	-	-	-	-
Willadsen Elementary School 4-1	72	24	0	0	1
Gilchrist Elementary School 4-2	-	-	-	-	-
Iron Mountain Country Church 4-3	-	-	-	-	-
Yellowstone Baptist Church 4-4	-	-	-	-	-
Yellowstone Baptist Church 4-5	-	-	-	-	-
Cheyenne Evangelical Free Church 4-6	-	-	-	-	-
David R. Romero Park 4-7	-	-	-	-	-
Laramie County Community College 4-8	320	305	3	0	21
Laramie County Community College 4-9	504	269	1	0	19
Iron Mountain Country Church 4-10	-	-	-	-	-
Yellowstone Baptist Church 4-11	-	-	-	-	-
Laramie County Community College 5-1	-	-	-	-	-
Yellowstone Baptist Church 5-2	-	-	-	-	-
Cheyenne Evangelical Free Church 5-3	-	-	-	-	-
Laramie County Fair 5-4	-	-	-	-	-
Cheyenne Hills Church 5-5	-	-	-	-	-
Carpenter Fire Station 6-1	-	-	-	-	-
Burns Plex 6-2	-	-	-	-	-
Pine Bluffs Community Center 6-3	-	-	-	-	-
Albin Community Center 6-4	-	-	-	-	-
Albin Community Center 6-5	-	-	-	-	-
Laramie County Community College 7-1	-	-	-	-	-
Yellowstone Baptist Church 7-2	-	-	-	-	-
First Congregational Church 7-3	-	-	-	-	-
Laramie County Community College 7-4	-	-	-	-	-
Total	1,359	1,063	7	0	76



**Laramie County Official Precinct-by-Precinct Summary
Wyoming General Election - November 6, 2018**

House District 41					
	Bill Henderson (R)	Sean Castaneda (D)	Write-Ins	Over Votes	Under Votes
David R. Romero Park 1-1	-	-	-	-	-
David R. Romero Park 1-2	-	-	-	-	-
Storey Gym 1-3	-	-	-	-	-
Storey Gym 1-4	-	-	-	-	-
Storey Gym 1-5	-	-	-	-	-
Storey Gym 1-6	-	-	-	-	-
Storey Gym 1-7	109	152	0	0	2
Storey Gym 1-8	-	-	-	-	-
American Legion Post #6 1-9	-	-	-	-	-
David R. Romero Park 1-10	-	-	-	-	-
Kiwanis Community House/Cheyenne 2-1	-	-	-	-	-
Kiwanis Community House/Cheyenne 2-2	-	-	-	-	-
Kiwanis Community House/Cheyenne 2-3	-	-	-	-	-
Kiwanis Community House/Cheyenne 2-4	-	-	-	-	-
Cheyenne Berean Church 2-5	-	-	-	-	-
North Christian Church 2-6	-	-	-	-	-
Cheyenne Berean Church 2-7	-	-	-	-	-
Cheyenne Berean Church 2-8	-	-	-	-	-
Cheyenne Alliance Church 2-9	-	-	-	-	-
North Christian Church 2-10	-	-	-	-	-
Cheyenne Alliance Church 2-11	-	-	-	-	-
Northwoods Presbyterian Church 2-12	-	-	-	-	-
Cheyenne Alliance Church 2-13	-	-	-	-	-
Story Gym 3-1	291	279	0	0	19
American Legion Post #6 3-2	-	-	-	-	-
First Congregational Church 3-3	179	198	1	0	11
First Congregational Church 3-4	250	253	1	0	17
American Legion Post #6 3-5	-	-	-	-	-
First Congregational Church 3-6	330	276	1	0	18
Cheyenne Alliance Church 3-7	253	230	1	0	16
Northwoods Presbyterian Church 3-8	-	-	-	-	-
VFW Post #1881 3-9	-	-	-	-	-



**Laramie County Official Precinct-by-Precinct Summary
Wyoming General Election - November 6, 2018**

VFW Post #1881 3-10
 Cheyenne Hills Church 3-11
 VFW Post #1881 3-12
 Cheyenne Hills Church 3-13
 Willadsen Elementary School 4-1
 Gilchrist Elementary School 4-2
 Iron Mountain Country Church 4-3
 Yellowstone Baptist Church 4-4
 Yellowstone Baptist Church 4-5
 Cheyenne Evangelical Free Church 4-6
 David R. Romero Park 4-7
 Laramie County Community College 4-8
 Laramie County Community College 4-9
 Iron Mountain Country Church 4-10
 Yellowstone Baptist Church 4-11
 Laramie County Community College 5-1
 Yellowstone Baptist Church 5-2
 Cheyenne Evangelical Free Church 5-3
 Laramie County Fair 5-4
 Cheyenne Hills Church 5-5
 Carpenter Fire Station 6-1
 Burns Plex 6-2
 Pine Bluffs Community Center 6-3
 Albin Community Center 6-4
 Albin Community Center 6-5
 Laramie County Community College 7-1
 Yellowstone Baptist Church 7-2
 First Congregational Church 7-3
 Laramie County Community College 7-4
Total

House District 41					
Bill Henderson (R)	Sean Castaneda (D)	Write-Ins	Over Votes	Under Votes	
-	-	-	-	-	-
72	78	0	0	8	
-	-	-	-	-	-
-	-	-	-	-	-
-	-	-	-	-	-
-	-	-	-	-	-
-	-	-	-	-	-
-	-	-	-	-	-
-	-	-	-	-	-
-	-	-	-	-	-
-	-	-	-	-	-
-	-	-	-	-	-
-	-	-	-	-	-
-	-	-	-	-	-
-	-	-	-	-	-
-	-	-	-	-	-
-	-	-	-	-	-
-	-	-	-	-	-
-	-	-	-	-	-
-	-	-	-	-	-
-	-	-	-	-	-
-	-	-	-	-	-
-	-	-	-	-	-
-	-	-	-	-	-
-	-	-	-	-	-
-	-	-	-	-	-
-	-	-	-	-	-
-	-	-	-	-	-
-	-	-	-	-	-
68	41	0	0	5	
-	-	-	-	-	-
1,552	1,507	4	0	96	



Laramie County Official Precinct-by-Precinct Summary
Wyoming General Election - November 6, 2018

	House District 42					House District 43			
	Jim Blackburn (R)	Juliet Daniels (D)	Write-Ins	Over Votes	Under Votes	Dan Zwonitzer (R)	Write-Ins	Over Votes	Under Votes
David R. Romero Park 1-1	-	-	-	-	-	-	-	-	-
David R. Romero Park 1-2	-	-	-	-	-	-	-	-	-
Storey Gym 1-3	-	-	-	-	-	-	-	-	-
Storey Gym 1-4	-	-	-	-	-	-	-	-	-
Storey Gym 1-5	-	-	-	-	-	-	-	-	-
Storey Gym 1-6	-	-	-	-	-	-	-	-	-
Storey Gym 1-7	-	-	-	-	-	-	-	-	-
Storey Gym 1-8	-	-	-	-	-	-	-	-	-
American Legion Post #6 1-9	-	-	-	-	-	-	-	-	-
David R. Romero Park 1-10	-	-	-	-	-	-	-	-	-
Kiwanis Community House/Cheyenne 2-1	-	-	-	-	-	-	-	-	-
Kiwanis Community House/Cheyenne 2-2	361	230	0	0	30	-	-	-	-
Kiwanis Community House/Cheyenne 2-3	402	327	2	0	47	-	-	-	-
Kiwanis Community House/Cheyenne 2-4	-	-	-	-	-	-	-	-	-
Cheyenne Berean Church 2-5	-	-	-	-	-	-	-	-	-
North Christian Church 2-6	-	-	-	-	-	-	-	-	-
Cheyenne Berean Church 2-7	-	-	-	-	-	-	-	-	-
Cheyenne Berean Church 2-8	-	-	-	-	-	-	-	-	-
Cheyenne Alliance Church 2-9	-	-	-	-	-	-	-	-	-
North Christian Church 2-10	-	-	-	-	-	-	-	-	-
Cheyenne Alliance Church 2-11	-	-	-	-	-	-	-	-	-
Northwoods Presbyterian Church 2-12	-	-	-	-	-	-	-	-	-
Cheyenne Alliance Church 2-13	-	-	-	-	-	-	-	-	-
Story Gym 3-1	-	-	-	-	-	-	-	-	-
American Legion Post #6 3-2	-	-	-	-	-	-	-	-	-
First Congregational Church 3-3	-	-	-	-	-	-	-	-	-
First Congregational Church 3-4	-	-	-	-	-	-	-	-	-
American Legion Post #6 3-5	-	-	-	-	-	-	-	-	-
First Congregational Church 3-6	-	-	-	-	-	-	-	-	-
Cheyenne Alliance Church 3-7	-	-	-	-	-	-	-	-	-
Northwoods Presbyterian Church 3-8	-	-	-	-	-	-	-	-	-
VFW Post #1881 3-9	-	-	-	-	-	749	21	0	199



**Laramie County Official Precinct-by-Precinct Summary
Wyoming General Election - November 6, 2018**

	House District 42					House District 43			
	Jim Blackburn (R)	Juliet Daniels (D)	Write-Ins	Over Votes	Under Votes	Dan Zwonitzer (R)	Write-Ins	Over Votes	Under Votes
VFW Post #1881 3-10	-	-	-	-	-	421	11	0	106
Cheyenne Hills Church 3-11	-	-	-	-	-	-	-	-	-
VFW Post #1881 3-12	-	-	-	-	-	423	15	0	85
Cheyenne Hills Church 3-13	-	-	-	-	-	-	-	-	-
Willadsen Elementary School 4-1	-	-	-	-	-	-	-	-	-
Gilchrist Elementary School 4-2	410	178	1	0	15	-	-	-	-
Iron Mountain Country Church 4-3	-	-	-	-	-	-	-	-	-
Yellowstone Baptist Church 4-4	416	142	0	0	19	-	-	-	-
Yellowstone Baptist Church 4-5	-	-	-	-	-	-	-	-	-
Cheyenne Evangelical Free Church 4-6	-	-	-	-	-	-	-	-	-
David R. Romero Park 4-7	424	177	2	0	34	-	-	-	-
Laramie County Community College 4-8	-	-	-	-	-	-	-	-	-
Laramie County Community College 4-9	-	-	-	-	-	-	-	-	-
Iron Mountain Country Church 4-10	117	33	0	0	9	-	-	-	-
Yellowstone Baptist Church 4-11	57	43	0	0	7	-	-	-	-
Laramie County Community College 5-1	-	-	-	-	-	308	9	0	80
Yellowstone Baptist Church 5-2	-	-	-	-	-	-	-	-	-
Cheyenne Evangelical Free Church 5-3	-	-	-	-	-	-	-	-	-
Laramie County Fair 5-4	-	-	-	-	-	-	-	-	-
Cheyenne Hills Church 5-5	-	-	-	-	-	-	-	-	-
Carpenter Fire Station 6-1	-	-	-	-	-	-	-	-	-
Burns Plex 6-2	-	-	-	-	-	-	-	-	-
Pine Bluffs Community Center 6-3	-	-	-	-	-	-	-	-	-
Albin Community Center 6-4	-	-	-	-	-	-	-	-	-
Albin Community Center 6-5	-	-	-	-	-	-	-	-	-
Laramie County Community College 7-1	-	-	-	-	-	-	-	-	-
Yellowstone Baptist Church 7-2	-	-	-	-	-	-	-	-	-
First Congregational Church 7-3	-	-	-	-	-	-	-	-	-
Laramie County Community College 7-4	-	-	-	-	-	-	-	-	-
Total	2,187	1,130	5	0	161	1,901	56	0	470



Laramie County Official Precinct-by-Precinct Summary
Wyoming General Election - November 6, 2018

	House District 44					Circuit Court Judge, First Judicial District Denise Nau			
	Paul E. Johnson (R)	Sara Burlingame (D)	Write-Ins	Over Votes	Under Votes	Yes	No	Over Votes	Under Votes
David R. Romero Park 1-1	-	-	-	-	-	494	378	0	94
David R. Romero Park 1-2	242	310	0	0	15	289	231	0	47
Storey Gym 1-3	283	297	0	0	18	325	215	0	58
Storey Gym 1-4	179	181	1	0	9	231	102	0	37
Storey Gym 1-5	-	-	-	-	-	319	190	0	70
Storey Gym 1-6	-	-	-	-	-	387	216	0	72
Storey Gym 1-7	-	-	-	-	-	121	126	0	16
Storey Gym 1-8	-	-	-	-	-	352	224	0	87
American Legion Post #6 1-9	-	-	-	-	-	226	133	0	38
David R. Romero Park 1-10	238	230	2	0	6	256	180	0	40
Kiwanis Community House/Cheyenne 2-1	-	-	-	-	-	224	110	0	41
Kiwanis Community House/Cheyenne 2-2	-	-	-	-	-	379	189	0	53
Kiwanis Community House/Cheyenne 2-3	-	-	-	-	-	514	196	0	68
Kiwanis Community House/Cheyenne 2-4	-	-	-	-	-	312	152	0	40
Cheyenne Berean Church 2-5	-	-	-	-	-	493	283	0	67
North Christian Church 2-6	-	-	-	-	-	978	439	0	155
Cheyenne Berean Church 2-7	-	-	-	-	-	558	322	0	105
Cheyenne Berean Church 2-8	-	-	-	-	-	82	45	0	15
Cheyenne Alliance Church 2-9	-	-	-	-	-	300	161	0	38
North Christian Church 2-10	-	-	-	-	-	145	66	0	22
Cheyenne Alliance Church 2-11	-	-	-	-	-	296	214	0	34
Northwoods Presbyterian Church 2-12	-	-	-	-	-	475	221	0	70
Cheyenne Alliance Church 2-13	-	-	-	-	-	530	232	0	62
Story Gym 3-1	-	-	-	-	-	312	214	0	63
American Legion Post #6 3-2	-	-	-	-	-	173	136	0	40
First Congregational Church 3-3	-	-	-	-	-	223	133	0	33
First Congregational Church 3-4	-	-	-	-	-	334	144	0	43
American Legion Post #6 3-5	-	-	-	-	-	417	302	0	57
First Congregational Church 3-6	-	-	-	-	-	335	239	0	51
Cheyenne Alliance Church 3-7	-	-	-	-	-	277	181	0	42
Northwoods Presbyterian Church 3-8	-	-	-	-	-	320	175	0	52
VFW Post #1881 3-9	-	-	-	-	-	569	309	0	91



**Laramie County Official Precinct-by-Precinct Summary
Wyoming General Election - November 6, 2018**

	House District 44					Circuit Court Judge, First Judicial District Denise Nau			
	Paul E. Johnson (R)	Sara Burlingame (D)	Write-Ins	Over Votes	Under Votes	Yes	No	Over Votes	Under Votes
VFW Post #1881 3-10	-	-	-	-	-	291	198	0	49
Cheyenne Hills Church 3-11	-	-	-	-	-	102	42	0	14
VFW Post #1881 3-12	-	-	-	-	-	293	177	0	53
Cheyenne Hills Church 3-13	-	-	-	-	-	351	160	0	70
Willadsen Elementary School 4-1	-	-	-	-	-	65	24	0	8
Gilchrist Elementary School 4-2	-	-	-	-	-	328	213	0	63
Iron Mountain Country Church 4-3	-	-	-	-	-	12	5	0	3
Yellowstone Baptist Church 4-4	-	-	-	-	-	334	177	0	66
Yellowstone Baptist Church 4-5	-	-	-	-	-	32	13	0	6
Cheyenne Evangelical Free Church 4-6	-	-	-	-	-	735	419	1	106
David R. Romero Park 4-7	-	-	-	-	-	358	220	0	59
Laramie County Community College 4-8	-	-	-	-	-	333	264	0	52
Laramie County Community College 4-9	-	-	-	-	-	407	309	0	77
Iron Mountain Country Church 4-10	-	-	-	-	-	95	49	0	15
Yellowstone Baptist Church 4-11	-	-	-	-	-	70	28	0	9
Laramie County Community College 5-1	-	-	-	-	-	198	169	0	30
Yellowstone Baptist Church 5-2	-	-	-	-	-	525	346	0	81
Cheyenne Evangelical Free Church 5-3	-	-	-	-	-	619	326	0	97
Laramie County Fair 5-4	-	-	-	-	-	798	477	0	121
Cheyenne Hills Church 5-5	-	-	-	-	-	80	58	0	11
Carpenter Fire Station 6-1	-	-	-	-	-	347	245	0	74
Burns Plex 6-2	-	-	-	-	-	339	234	0	51
Pine Bluffs Community Center 6-3	-	-	-	-	-	378	182	0	60
Albin Community Center 6-4	-	-	-	-	-	45	24	0	17
Albin Community Center 6-5	-	-	-	-	-	106	51	0	21
Laramie County Community College 7-1	47	40	0	0	1	48	31	0	9
Yellowstone Baptist Church 7-2	-	-	-	-	-	10	6	0	2
First Congregational Church 7-3	-	-	-	-	-	53	55	0	6
Laramie County Community College 7-4	-	-	-	-	-	127	121	0	18
Total	989	1,058	3	0	49	18,725	11,081	1	3,049



**Lincoln County Official Precinct-by-Precinct Summary
Wyoming General Election - November 6, 2018**

United States Senator						
	John Barrasso (R)	Gary Trauner (D)	Joseph Porambo (L)	Write-Ins	Over Votes	Under Votes
South Lincoln Training & Events Ctr. 1-1	204	49	12	0	0	5
South Lincoln Training & Events Ctr. 1-2	200	64	11	0	0	7
South Lincoln Training & Events Ctr. 1-3	300	71	11	0	0	1
Diamondville School Admin Bldg 1-4	188	67	8	1	0	3
South Lincoln Training & Events Ctr. 1-6	99	15	1	1	0	1
Opal Town Hall 1-7	54	6	2	1	0	0
LaBarge Town Hall 1-8	259	22	13	0	0	4
Afton Civic Center 2-1	624	71	19	0	0	8
Afton Civic Center 2-2	197	17	9	0	0	1
Alpine Civic Center 2-3	454	255	23	3	0	4
Bedford Water & Sewer Buliding 2-4	322	34	7	1	0	2
Star Valley Community Complex 2-5	475	108	14	2	0	9
Afton Civic Center 2-6	378	37	8	0	0	3
Afton Civic Center 2-7	749	47	19	3	0	2
Thayne Town Hall 2-8	388	48	12	0	0	5
Cokeville Town Hall 2-9	290	11	4	0	0	6
Star Valley Ranch Town Hall 2-10	665	230	14	0	1	8
Total	5,846	1,152	187	12	1	69



**Lincoln County Official Precinct-by-Precinct Summary
Wyoming General Election - November 6, 2018**

United States Representative

	Liz Cheney (R)	Greg Hunter (D)	Richard Brubaker (L)	Daniel Clyde Cummings (C)	Write-Ins	Over Votes	Under Votes
South Lincoln Training & Events Ctr. 1-1	189	56	11	8	0	1	5
South Lincoln Training & Events Ctr. 1-2	189	67	16	6	0	0	4
South Lincoln Training & Events Ctr. 1-3	276	74	10	13	2	1	7
Diamondville School Admin Bldg 1-4	182	65	7	7	2	1	3
South Lincoln Training & Events Ctr. 1-6	97	17	1	2	0	0	0
Opal Town Hall 1-7	52	5	2	2	1	0	1
LaBarge Town Hall 1-8	239	19	10	18	0	4	8
Afton Civic Center 2-1	603	61	18	29	1	4	6
Afton Civic Center 2-2	192	15	5	9	0	0	3
Alpine Civic Center 2-3	449	242	28	11	1	0	8
Bedford Water & Sewer Buliding 2-4	319	35	4	6	0	0	2
Star Valley Community Complex 2-5	464	96	19	17	1	1	10
Afton Civic Center 2-6	356	40	10	12	0	2	6
Afton Civic Center 2-7	714	50	18	32	0	2	4
Thayne Town Hall 2-8	377	43	11	13	0	5	4
Cokeville Town Hall 2-9	280	12	5	9	0	0	5
Star Valley Ranch Town Hall 2-10	639	235	17	13	0	4	10
Total	5,617	1,132	192	207	8	25	86



**Lincoln County Official Precinct-by-Precinct Summary
Wyoming General Election - November 6, 2018**

	Governor						
	Mark Gordon (R)	Mary A. Throne (D)	Lawrence Gerard Struempf (L)	Rex "T-Rex" Rammell (C)	Write-Ins	Over Votes	Under Votes
South Lincoln Training & Events Ctr. 1-1	194	56	3	13	0	0	4
South Lincoln Training & Events Ctr. 1-2	195	65	6	9	3	0	4
South Lincoln Training & Events Ctr. 1-3	285	74	7	12	1	0	4
Diamondville School Admin Bldg 1-4	181	75	5	5	0	0	1
South Lincoln Training & Events Ctr. 1-6	99	14	0	3	0	0	1
Opal Town Hall 1-7	53	6	1	2	1	0	0
LaBarge Town Hall 1-8	250	20	7	13	2	0	6
Afton Civic Center 2-1	585	74	13	33	3	0	14
Afton Civic Center 2-2	181	18	5	17	1	0	2
Alpine Civic Center 2-3	453	227	21	25	2	0	11
Bedford Water & Sewer Buliding 2-4	294	38	1	24	4	0	5
Star Valley Community Complex 2-5	445	96	14	41	4	0	8
Afton Civic Center 2-6	343	39	7	33	0	0	4
Afton Civic Center 2-7	688	62	12	48	3	0	7
Thayne Town Hall 2-8	364	43	10	31	0	0	5
Cokeville Town Hall 2-9	265	21	2	13	2	0	8
Star Valley Ranch Town Hall 2-10	636	227	11	26	7	0	11
Total	5,511	1,155	125	348	33	0	95



**Lincoln County Official Precinct-by-Precinct Summary
Wyoming General Election - November 6, 2018**

	Secretary of State					
	Edward Buchanan (R)	James W. Byrd (D)	Kit Carson III (L)	Write-Ins	Over Votes	Under Votes
South Lincoln Training & Events Ctr. 1-1	202	48	12	0	0	8
South Lincoln Training & Events Ctr. 1-2	200	54	20	0	0	8
South Lincoln Training & Events Ctr. 1-3	304	50	21	0	0	8
Diamondville School Admin Bldg 1-4	186	62	16	0	0	3
South Lincoln Training & Events Ctr. 1-6	98	14	4	0	0	1
Opal Town Hall 1-7	55	4	3	0	0	1
LaBarge Town Hall 1-8	251	23	12	0	0	12
Afton Civic Center 2-1	611	54	29	0	1	27
Afton Civic Center 2-2	195	14	14	0	0	1
Alpine Civic Center 2-3	464	212	37	0	0	26
Bedford Water & Sewer Buliding 2-4	317	32	6	0	0	11
Star Valley Community Complex 2-5	487	81	27	0	0	13
Afton Civic Center 2-6	361	35	21	0	0	9
Afton Civic Center 2-7	728	42	36	0	0	14
Thayne Town Hall 2-8	377	42	18	0	0	16
Cokeville Town Hall 2-9	279	18	5	0	0	9
Star Valley Ranch Town Hall 2-10	653	223	26	0	0	16
Total	5,768	1,008	307	0	1	183



**Lincoln County Official Precinct-by-Precinct Summary
Wyoming General Election - November 6, 2018**

	State Auditor				
	Kristi Racines (R)	Jeff Docker (D)	Write-Ins	Over Votes	Under Votes
South Lincoln Training & Events Ctr. 1-1	202	57	0	0	11
South Lincoln Training & Events Ctr. 1-2	214	56	0	0	12
South Lincoln Training & Events Ctr. 1-3	316	55	1	0	11
Diamondville School Admin Bldg 1-4	191	71	0	0	5
South Lincoln Training & Events Ctr. 1-6	98	14	0	0	5
Opal Town Hall 1-7	55	6	0	0	2
LaBarge Town Hall 1-8	263	23	0	0	12
Afton Civic Center 2-1	621	67	0	0	34
Afton Civic Center 2-2	204	17	0	0	3
Alpine Civic Center 2-3	482	216	0	0	41
Bedford Water & Sewer Buliding 2-4	317	35	0	0	14
Star Valley Community Complex 2-5	496	84	0	0	28
Afton Civic Center 2-6	376	40	0	0	10
Afton Civic Center 2-7	749	49	0	0	22
Thayne Town Hall 2-8	380	55	0	0	18
Cokeville Town Hall 2-9	283	17	0	0	11
Star Valley Ranch Town Hall 2-10	667	222	0	1	28
Total	5,914	1,084	1	1	267



**Lincoln County Official Precinct-by-Precinct Summary
Wyoming General Election - November 6, 2018**

	State Treasurer					Superintendent of Public Instruction			
	Curt Meier (R)	Chris Lowry (D)	Write-Ins	Over Votes	Under Votes	Jillian Balow (R)	Write-Ins	Over Votes	Under Votes
South Lincoln Training & Events Ctr. 1-1	201	55	0	0	14	214	6	0	50
South Lincoln Training & Events Ctr. 1-2	208	60	0	0	14	238	3	0	41
South Lincoln Training & Events Ctr. 1-3	310	59	1	0	13	332	4	0	47
Diamondville School Admin Bldg 1-4	187	75	1	0	4	225	4	0	38
South Lincoln Training & Events Ctr. 1-6	96	16	0	0	5	103	0	0	14
Opal Town Hall 1-7	57	5	0	0	1	56	3	0	4
LaBarge Town Hall 1-8	261	26	0	0	11	264	1	0	33
Afton Civic Center 2-1	617	69	1	0	35	647	6	0	69
Afton Civic Center 2-2	200	20	0	0	4	194	4	0	26
Alpine Civic Center 2-3	475	222	0	0	42	560	11	0	168
Bedford Water & Sewer Buliding 2-4	315	38	0	0	13	327	4	0	35
Star Valley Community Complex 2-5	493	88	0	0	27	511	10	0	87
Afton Civic Center 2-6	377	39	0	0	10	390	1	0	35
Afton Civic Center 2-7	745	55	0	0	20	754	4	0	62
Thayne Town Hall 2-8	381	52	0	0	20	402	3	0	48
Cokeville Town Hall 2-9	284	15	0	0	12	286	0	0	25
Star Valley Ranch Town Hall 2-10	665	222	1	1	29	730	12	0	176
Total	5,872	1,116	4	1	274	6,233	76	0	958



**Lincoln County Official Precinct-by-Precinct Summary
Wyoming General Election - November 6, 2018**

	House District 18				House District 21			
	Thomas D. Crank (R)	Write-Ins	Over Votes	Under Votes	Evan J. Simpson (R)	Write-Ins	Over Votes	Under Votes
South Lincoln Training & Events Ctr. 1-1	231	6	0	33	-	-	-	-
South Lincoln Training & Events Ctr. 1-2	245	2	0	35	-	-	-	-
South Lincoln Training & Events Ctr. 1-3	342	9	0	32	-	-	-	-
Diamondville School Admin Bldg 1-4	239	4	0	24	-	-	-	-
South Lincoln Training & Events Ctr. 1-6	49	0	0	4	54	0	0	10
Opal Town Hall 1-7	56	1	0	6	-	-	-	-
LaBarge Town Hall 1-8	194	1	0	21	66	1	0	15
Afton Civic Center 2-1	-	-	-	-	654	5	0	63
Afton Civic Center 2-2	-	-	-	-	206	4	0	14
Alpine Civic Center 2-3	-	-	-	-	-	-	-	-
Bedford Water & Sewer Buliding 2-4	-	-	-	-	335	2	0	29
Star Valley Community Complex 2-5	-	-	-	-	-	-	-	-
Afton Civic Center 2-6	-	-	-	-	396	0	0	30
Afton Civic Center 2-7	-	-	-	-	772	2	0	46
Thayne Town Hall 2-8	-	-	-	-	413	2	0	38
Cokeville Town Hall 2-9	-	-	-	-	288	1	0	22
Star Valley Ranch Town Hall 2-10	-	-	-	-	-	-	-	-
Total	1,356	23	0	155	3,184	17	0	267



**Lincoln County Official Precinct-by-Precinct Summary
Wyoming General Election - November 6, 2018**

	House District 22					Circuit Court Judge, Third Judicial District Craig L. Jones			
	Marti Halverson (R)	Jim Roscoe (I)	Write-Ins	Over Votes	Under Votes	Yes	No	Over Votes	Under Votes
South Lincoln Training & Events Ctr. 1-1	-	-	-	-	-	193	36	0	41
South Lincoln Training & Events Ctr. 1-2	-	-	-	-	-	189	57	0	36
South Lincoln Training & Events Ctr. 1-3	-	-	-	-	-	277	63	0	43
Diamondville School Admin Bldg 1-4	-	-	-	-	-	188	53	0	26
South Lincoln Training & Events Ctr. 1-6	-	-	-	-	-	80	18	0	19
Opal Town Hall 1-7	-	-	-	-	-	46	8	0	9
LaBarge Town Hall 1-8	-	-	-	-	-	209	41	0	48
Afton Civic Center 2-1	-	-	-	-	-	511	105	1	105
Afton Civic Center 2-2	-	-	-	-	-	158	34	0	32
Alpine Civic Center 2-3	344	381	1	1	12	450	113	0	176
Bedford Water & Sewer Buliding 2-4	-	-	-	-	-	280	27	1	58
Star Valley Community Complex 2-5	404	185	1	1	17	401	81	0	126
Afton Civic Center 2-6	-	-	-	-	-	317	49	1	59
Afton Civic Center 2-7	-	-	-	-	-	575	115	1	129
Thayne Town Hall 2-8	-	-	-	-	-	332	46	0	75
Cokeville Town Hall 2-9	-	-	-	-	-	227	39	0	45
Star Valley Ranch Town Hall 2-10	521	369	3	1	24	610	126	0	182
Total	1,269	935	5	3	53	5,043	1,011	4	1,209



**Lincoln County Official Precinct-by-Precinct Summary
Wyoming General Election - November 6, 2018**

	Circuit Court Judge, Third Judicial District John R. Prokos				Circuit Court Judge, Third Judicial District Frank J. Zebre			
	Yes	No	Over Votes	Under Votes	Yes	No	Over Votes	Under Votes
South Lincoln Training & Events Ctr. 1-1	191	40	0	39	207	41	0	22
South Lincoln Training & Events Ctr. 1-2	193	54	1	34	228	37	0	17
South Lincoln Training & Events Ctr. 1-3	275	63	0	45	330	43	0	10
Diamondville School Admin Bldg 1-4	181	52	0	34	224	38	0	5
South Lincoln Training & Events Ctr. 1-6	76	22	0	19	90	19	0	8
Opal Town Hall 1-7	46	8	0	9	50	5	0	8
LaBarge Town Hall 1-8	206	43	0	49	219	42	0	37
Afton Civic Center 2-1	504	111	0	107	502	135	0	85
Afton Civic Center 2-2	154	38	0	32	167	38	0	19
Alpine Civic Center 2-3	440	116	0	183	446	120	0	173
Bedford Water & Sewer Buliding 2-4	278	25	0	63	282	29	0	55
Star Valley Community Complex 2-5	396	83	0	129	394	104	0	110
Afton Civic Center 2-6	311	55	0	60	312	73	0	41
Afton Civic Center 2-7	561	127	0	132	575	151	0	94
Thayne Town Hall 2-8	325	50	1	77	335	66	0	52
Cokeville Town Hall 2-9	218	42	0	51	224	49	0	38
Star Valley Ranch Town Hall 2-10	596	132	1	189	614	135	0	169
Total	4,951	1,061	3	1,252	5,199	1,125	0	943



**Natrona County Official Precinct-by-Precinct Summary
Wyoming General Election - November 6, 2018**

	United States Senator					
	John Barrasso (R)	Gary Trauner (D)	Joseph Porambo (L)	Write-Ins	Over Votes	Under Votes
Roosevelt 1-1	152	171	10	0	0	2
Natrona County Library 1-2	218	205	10	0	0	6
Industrial Building 1-3	293	301	15	2	1	1
Casper College 1-4	398	295	19	4	0	10
Industrial Building 1-5	207	225	9	1	0	5
Industrial Building 1-6	512	265	34	1	0	6
Senior Citizens' Center 1-7	203	143	17	0	1	1
Industrial Building 1-9	608	215	19	1	0	5
Industrial Building 1-11	334	163	10	0	1	4
Industrial Building 1-12	153	94	7	0	0	2
Industrial Building 2-1	345	237	28	1	0	3
Industrial Building 2-2	266	199	22	0	1	3
Industrial Building 2-3	268	148	20	0	0	3
Industrial Building 2-4	249	169	18	1	0	5
Casper Shrine Club 2-6	678	288	23	3	0	11
Industrial Building 2-7	715	264	29	2	0	7
Industrial Building 2-8	691	252	30	2	2	5
Industrial Building 2-9	309	105	12	0	0	2
Bethel Baptist Church 2-10	562	233	17	2	1	9
Restoration Church 3-2	292	209	23	1	0	2
Restoration Church 3-3	404	242	22	2	0	5
Restoration Church 3-4	520	272	33	0	1	4
Restoration Church 3-5	386	182	11	0	0	5
Restoration Church 3-6	481	179	19	2	0	8
Prince of Peace Lutheran Church 3-8	636	325	27	2	0	6
Restoration Church 3-9	265	145	12	0	0	6
Community Health Center 3-10	1,400	475	43	2	0	19
Evansville Community Center In 4-1	340	158	36	1	0	3
Evansville Community Center Out 4-2	623	93	29	3	0	7
Evansville Community Center 5-1	38	15	0	0	0	1
Midwest Town Hall 7-1	87	23	2	1	0	1
Edgerton Town Hall 7-2	61	4	1	0	0	0
Mills Community Center 8-1	582	225	32	2	0	6
Mills Community Center 8-2	170	48	14	1	0	2



**Natrona County Official Precinct-by-Precinct Summary
Wyoming General Election - November 6, 2018**

Wardwell Water & Sewer 8-3
 Christian Church of Casper 8-4
 Bar Nunn Fire Station 8-5
 Wyoming Game and Fish 9-1
 Red Creek School 11-1
 Alcova School 11-2
 Fish Hatchery 11-3
 Poison Spider School 11-4
 St. Stephen's Church 12-2
 Bressler Ranch 13-1
 Powder River School 13-2
 Bennett Ranch 14-1

United States Senator						
John Barrasso (R)	Gary Trauner (D)	Joseph Porambo (L)	Write-Ins	Over Votes	Under Votes	
286	66	27	2	1		3
603	150	20	1	0		4
588	123	32	0	1		6
661	218	19	0	0		3
79	9	8	0	0		0
93	16	3	0	0		0
167	37	4	0	0		3
80	11	1	1	0		2
223	71	10	0	0		2
63	12	1	0	0		0
48	3	0	1	0		0
22	2	0	0	0		0
Total	16,359	7,285	778	42	10	188



**Natrona County Official Precinct-by-Precinct Summary
Wyoming General Election - November 6, 2018**

United States Representative								
	Liz Cheney (R)	Greg Hunter (D)	Richard Brubaker (L)	Daniel Clyde Cummings (C)	Write-Ins	Over Votes	Under Votes	
Roosevelt 1-1	140	162	15	12	0	0		6
Natrona County Library 1-2	199	202	18	12	0	0		8
Industrial Building 1-3	276	291	20	13	3	1		9
Casper College 1-4	394	278	23	12	5	0		14
Industrial Building 1-5	199	220	11	6	1	0		10
Industrial Building 1-6	495	251	27	32	2	0		11
Senior Citizens' Center 1-7	176	147	23	13	1	1		4
Industrial Building 1-9	591	188	20	27	4	0		18
Industrial Building 1-11	328	148	17	13	1	0		5
Industrial Building 1-12	145	87	7	7	0	0		10
Industrial Building 2-1	328	230	33	13	2	0		8
Industrial Building 2-2	247	195	21	18	0	1		9
Industrial Building 2-3	243	138	23	21	2	0		12
Industrial Building 2-4	242	155	17	22	0	0		6
Casper Shrine Club 2-6	660	265	29	24	2	1		22
Industrial Building 2-7	691	241	37	37	2	1		8
Industrial Building 2-8	657	236	44	29	0	1		15
Industrial Building 2-9	299	99	14	10	2	1		3
Bethel Baptist Church 2-10	550	212	22	17	2	0		21
Restoration Church 3-2	286	184	23	26	1	0		7
Restoration Church 3-3	384	238	25	19	0	0		9
Restoration Church 3-4	499	250	39	35	1	0		6
Restoration Church 3-5	377	167	17	13	1	0		9
Restoration Church 3-6	465	158	20	22	1	1		22
Prince of Peace Lutheran Church 3-8	607	305	34	28	2	0		20
Restoration Church 3-9	241	141	16	21	0	0		9
Community Health Center 3-10	1,372	450	35	44	3	1		34
Evansville Community Center In 4-1	329	146	33	24	0	0		6
Evansville Community Center Out 4-2	587	82	32	38	2	0		14
Evansville Community Center 5-1	34	15	0	1	0	0		4
Midwest Town Hall 7-1	79	21	4	6	0	0		4
Edgerton Town Hall 7-2	56	5	3	0	0	1		1
Mills Community Center 8-1	532	214	46	43	1	1		10
Mills Community Center 8-2	164	45	13	10	0	0		3



**Natrona County Official Precinct-by-Precinct Summary
Wyoming General Election - November 6, 2018**

United States Representative							
	Liz Cheney (R)	Greg Hunter (D)	Richard Brubaker (L)	Daniel Clyde Cummings (C)	Write-Ins	Over Votes	Under Votes
Wardwell Water & Sewer 8-3	270	56	20	25	2	1	11
Christian Church of Casper 8-4	585	132	20	27	1	0	13
Bar Nunn Fire Station 8-5	556	110	40	31	0	1	12
Wyoming Game and Fish 9-1	647	192	19	25	5	1	12
Red Creek School 11-1	77	7	6	6	0	0	0
Alcova School 11-2	93	16	2	0	0	0	1
Fish Hatchery 11-3	157	34	4	10	0	1	5
Poison Spider School 11-4	74	8	3	4	0	0	6
St. Stephen's Church 12-2	207	72	11	10	0	1	5
Bressler Ranch 13-1	60	11	2	3	0	0	0
Powder River School 13-2	46	2	1	2	0	0	1
Bennett Ranch 14-1	21	2	1	0	0	0	0
Total	15,665	6,808	890	811	49	16	423



**Natrona County Official Precinct-by-Precinct Summary
Wyoming General Election - November 6, 2018**

	Governor							Under Votes
	Mark Gordon (R)	Mary A. Throne (D)	Lawrence Gerard Struempf (L)	Rex "T-Rex" Rammell (C)	Write-Ins	Over Votes		
Roosevelt 1-1	168	144	7	13	1	1	1	
Natrona County Library 1-2	222	192	10	9	4	0	2	
Industrial Building 1-3	322	259	8	14	4	0	6	
Casper College 1-4	416	271	10	22	4	0	3	
Industrial Building 1-5	229	198	6	11	2	0	1	
Industrial Building 1-6	530	238	13	29	5	0	3	
Senior Citizens' Center 1-7	203	142	8	10	2	0	0	
Industrial Building 1-9	624	182	10	20	4	0	8	
Industrial Building 1-11	360	130	5	13	0	0	4	
Industrial Building 1-12	157	88	2	8	0	0	1	
Industrial Building 2-1	367	206	10	20	6	0	5	
Industrial Building 2-2	280	180	8	19	0	1	3	
Industrial Building 2-3	289	114	9	21	2	0	4	
Industrial Building 2-4	267	151	6	12	2	0	4	
Casper Shrine Club 2-6	702	247	10	23	11	0	10	
Industrial Building 2-7	737	226	15	27	6	0	6	
Industrial Building 2-8	702	211	17	39	3	0	10	
Industrial Building 2-9	308	95	9	12	2	0	2	
Bethel Baptist Church 2-10	609	187	6	10	7	0	5	
Restoration Church 3-2	330	173	10	12	1	0	1	
Restoration Church 3-3	415	216	9	18	9	0	8	
Restoration Church 3-4	524	249	13	31	5	0	8	
Restoration Church 3-5	404	155	4	14	5	0	2	
Restoration Church 3-6	500	163	3	11	3	0	9	
Prince of Peace Lutheran Church 3-8	677	255	18	31	6	0	9	
Restoration Church 3-9	273	136	3	14	0	1	1	
Community Health Center 3-10	1,433	428	17	36	12	0	13	
Evansville Community Center In 4-1	357	135	13	27	3	0	3	
Evansville Community Center Out 4-2	598	89	11	39	11	0	7	
Evansville Community Center 5-1	38	15	0	0	0	0	1	
Midwest Town Hall 7-1	89	18	3	3	0	0	1	
Edgerton Town Hall 7-2	56	6	1	3	0	0	0	
Mills Community Center 8-1	586	194	16	35	8	1	7	
Mills Community Center 8-2	173	44	8	7	2	0	1	



**Natrona County Official Precinct-by-Precinct Summary
Wyoming General Election - November 6, 2018**

	Governor						
	Mark Gordon (R)	Mary A. Throne (D)	Lawrence Gerard Struempf (L)	Rex "T-Rex" Rammell (C)	Write-Ins	Over Votes	Under Votes
Wardwell Water & Sewer 8-3	298	53	11	22	0	0	1
Christian Church of Casper 8-4	601	129	7	29	7	0	5
Bar Nunn Fire Station 8-5	575	116	11	39	2	1	6
Wyoming Game and Fish 9-1	672	170	9	26	16	0	8
Red Creek School 11-1	85	4	0	6	0	0	1
Alcova School 11-2	89	17	1	3	0	0	2
Fish Hatchery 11-3	171	34	2	4	0	0	0
Poison Spider School 11-4	78	12	0	2	3	0	0
St. Stephen's Church 12-2	230	60	4	6	2	0	4
Bressler Ranch 13-1	60	14	0	1	1	0	0
Powder River School 13-2	40	4	1	3	3	0	1
Bennett Ranch 14-1	22	2	0	0	0	0	0
Total	16,866	6,352	344	754	164	5	177



**Natrona County Official Precinct-by-Precinct Summary
Wyoming General Election - November 6, 2018**

	Secretary of State					
	Edward Buchanan (R)	James W. Byrd (D)	Kit Carson III (L)	Write-Ins	Over Votes	Under Votes
Roosevelt 1-1	152	156	21	0	0	6
Natrona County Library 1-2	216	188	25	1	0	9
Industrial Building 1-3	317	247	38	0	0	11
Casper College 1-4	433	238	36	2	0	17
Industrial Building 1-5	219	190	12	1	0	25
Industrial Building 1-6	527	226	43	1	0	21
Senior Citizens' Center 1-7	194	132	29	1	0	9
Industrial Building 1-9	636	163	24	0	1	24
Industrial Building 1-11	357	130	12	0	0	13
Industrial Building 1-12	148	83	16	1	0	8
Industrial Building 2-1	351	198	49	2	0	14
Industrial Building 2-2	272	170	34	3	0	12
Industrial Building 2-3	276	118	31	0	0	14
Industrial Building 2-4	261	148	14	0	1	18
Casper Shrine Club 2-6	698	221	36	0	0	48
Industrial Building 2-7	727	212	52	1	1	24
Industrial Building 2-8	699	209	46	0	0	28
Industrial Building 2-9	315	89	19	0	0	5
Bethel Baptist Church 2-10	594	175	22	0	0	33
Restoration Church 3-2	306	178	29	0	0	14
Restoration Church 3-3	416	214	22	0	0	23
Restoration Church 3-4	525	226	49	2	1	27
Restoration Church 3-5	401	148	21	1	0	13
Restoration Church 3-6	505	142	20	0	1	21
Prince of Peace Lutheran Church 3-8	663	259	45	0	0	29
Restoration Church 3-9	268	122	24	1	0	13
Community Health Center 3-10	1,427	384	63	0	0	65
Evansville Community Center In 4-1	350	141	35	0	0	12
Evansville Community Center Out 4-2	628	76	32	0	0	19
Evansville Community Center 5-1	39	13	1	0	0	1
Midwest Town Hall 7-1	84	18	6	0	0	6
Edgerton Town Hall 7-2	59	5	1	0	0	1
Mills Community Center 8-1	581	188	61	0	1	16
Mills Community Center 8-2	175	41	14	0	0	5



**Natrona County Official Precinct-by-Precinct Summary
Wyoming General Election - November 6, 2018**

Wardwell Water & Sewer 8-3
 Christian Church of Casper 8-4
 Bar Nunn Fire Station 8-5
 Wyoming Game and Fish 9-1
 Red Creek School 11-1
 Alcova School 11-2
 Fish Hatchery 11-3
 Poison Spider School 11-4
 St. Stephen's Church 12-2
 Bressler Ranch 13-1
 Powder River School 13-2
 Bennett Ranch 14-1
Total

Secretary of State						
Edward Buchanan (R)	James W. Byrd (D)	Kit Carson III (L)	Write-Ins	Over Votes	Under Votes	
288	58	30	0	1	8	
622	105	31	0	0	20	
582	97	48	0	0	23	
688	158	26	0	0	29	
82	10	3	0	0	1	
88	16	8	0	0	0	
165	33	6	0	0	7	
80	7	4	0	0	4	
223	57	13	0	0	13	
61	11	3	0	0	1	
42	4	2	2	0	2	
22	2	0	0	0	0	
16,762	6,006	1,156	19	7	712	



**Natrona County Official Precinct-by-Precinct Summary
Wyoming General Election - November 6, 2018**

	State Auditor				
	Kristi Racines (R)	Jeff Dockter (D)	Write-Ins	Over Votes	Under Votes
Roosevelt 1-1	163	159	0	0	13
Natrona County Library 1-2	230	188	0	0	21
Industrial Building 1-3	353	228	1	0	31
Casper College 1-4	478	225	1	0	22
Industrial Building 1-5	250	179	1	0	17
Industrial Building 1-6	555	229	2	0	32
Senior Citizens' Center 1-7	214	135	2	0	14
Industrial Building 1-9	665	153	1	0	29
Industrial Building 1-11	365	119	1	0	27
Industrial Building 1-12	158	85	0	0	13
Industrial Building 2-1	386	210	0	0	18
Industrial Building 2-2	289	181	1	0	20
Industrial Building 2-3	310	112	0	0	17
Industrial Building 2-4	276	144	0	1	21
Casper Shrine Club 2-6	732	208	1	0	62
Industrial Building 2-7	752	216	4	0	45
Industrial Building 2-8	739	208	2	0	33
Industrial Building 2-9	335	85	1	1	6
Bethel Baptist Church 2-10	603	164	1	0	56
Restoration Church 3-2	328	174	1	0	24
Restoration Church 3-3	421	222	1	0	31
Restoration Church 3-4	545	243	1	0	41
Restoration Church 3-5	417	141	2	0	24
Restoration Church 3-6	517	136	0	0	36
Prince of Peace Lutheran Church 3-8	693	251	3	0	49
Restoration Church 3-9	276	131	2	1	18
Community Health Center 3-10	1,471	373	1	0	94
Evansville Community Center In 4-1	375	144	0	0	19
Evansville Community Center Out 4-2	644	78	6	0	27
Evansville Community Center 5-1	40	11	0	0	3
Midwest Town Hall 7-1	86	22	1	0	5
Edgerton Town Hall 7-2	58	7	0	0	1
Mills Community Center 8-1	606	210	0	0	31
Mills Community Center 8-2	183	46	1	0	5



**Natrona County Official Precinct-by-Precinct Summary
Wyoming General Election - November 6, 2018**

Wardwell Water & Sewer 8-3
 Christian Church of Casper 8-4
 Bar Nunn Fire Station 8-5
 Wyoming Game and Fish 9-1
 Red Creek School 11-1
 Alcova School 11-2
 Fish Hatchery 11-3
 Poison Spider School 11-4
 St. Stephen's Church 12-2
 Bressler Ranch 13-1
 Powder River School 13-2
 Bennett Ranch 14-1
Total

State Auditor					
Kristi Racines (R)	Jeff Dockter (D)	Write-Ins	Over Votes	Under Votes	
311	60	0	0	14	
631	114	0	0	33	
614	97	0	1	38	
694	166	2	0	39	
87	4	0	0	5	
91	17	0	0	4	
167	33	0	0	11	
85	5	0	0	5	
230	59	0	0	17	
61	15	0	0	0	
44	4	1	0	3	
21	2	0	0	1	
17,549	5,993	41	4	1,075	



**Natrona County Official Precinct-by-Precinct Summary
Wyoming General Election - November 6, 2018**

	State Treasurer					Superintendent of Public Instruction			
	Curt Meier (R)	Chris Lowry (D)	Write-Ins	Over Votes	Under Votes	Jillian Balow (R)	Write-Ins	Over Votes	Under Votes
Roosevelt 1-1	158	163	0	0	14	233	18	0	84
Natrona County Library 1-2	225	201	0	0	13	292	15	1	131
Industrial Building 1-3	331	250	2	0	30	428	21	0	164
Casper College 1-4	455	245	0	0	26	553	19	0	154
Industrial Building 1-5	225	194	1	0	27	272	16	0	159
Industrial Building 1-6	547	238	2	0	31	639	21	0	158
Senior Citizens' Center 1-7	212	141	2	0	10	271	11	0	83
Industrial Building 1-9	639	163	1	0	45	672	14	0	162
Industrial Building 1-11	359	124	0	0	29	403	8	0	101
Industrial Building 1-12	161	78	1	0	16	188	9	0	59
Industrial Building 2-1	375	217	1	1	20	467	17	0	130
Industrial Building 2-2	285	187	0	0	19	353	20	0	118
Industrial Building 2-3	295	124	0	0	20	347	5	0	87
Industrial Building 2-4	269	158	0	0	15	332	12	0	98
Casper Shrine Club 2-6	708	239	1	0	55	801	23	0	179
Industrial Building 2-7	741	227	2	0	47	855	14	0	148
Industrial Building 2-8	716	230	1	0	35	810	30	0	142
Industrial Building 2-9	324	95	0	0	9	355	15	0	58
Bethel Baptist Church 2-10	596	183	0	0	45	647	18	0	159
Restoration Church 3-2	322	183	2	0	20	411	12	0	104
Restoration Church 3-3	434	209	1	0	31	517	15	0	143
Restoration Church 3-4	551	238	1	0	40	620	20	0	190
Restoration Church 3-5	407	152	4	0	21	455	9	0	120
Restoration Church 3-6	504	148	1	0	36	536	9	0	144
Prince of Peace Lutheran Church 3-8	693	268	1	0	34	793	22	0	181
Restoration Church 3-9	288	126	0	0	14	338	13	0	77
Community Health Center 3-10	1,452	387	5	1	94	1,605	29	0	305
Evansville Community Center In 4-1	374	146	0	1	17	450	6	0	82
Evansville Community Center Out 4-2	645	81	0	0	29	651	5	0	99
Evansville Community Center 5-1	40	13	0	0	1	41	1	0	12
Midwest Town Hall 7-1	91	19	1	0	3	98	0	0	16
Edgerton Town Hall 7-2	56	9	0	0	1	62	0	0	4
Mills Community Center 8-1	599	219	0	0	29	697	16	0	134
Mills Community Center 8-2	183	45	1	0	6	199	1	0	35



**Natrona County Official Precinct-by-Precinct Summary
Wyoming General Election - November 6, 2018**

Wardwell Water & Sewer 8-3
 Christian Church of Casper 8-4
 Bar Nunn Fire Station 8-5
 Wyoming Game and Fish 9-1
 Red Creek School 11-1
 Alcova School 11-2
 Fish Hatchery 11-3
 Poison Spider School 11-4
 St. Stephen's Church 12-2
 Bressler Ranch 13-1
 Powder River School 13-2
 Bennett Ranch 14-1
Total

State Treasurer						Superintendent of Public Instruction				
Curt Meier (R)	Chris Lowry (D)	Write-Ins	Over Votes	Under Votes		Jillian Balow (R)	Write-Ins	Over Votes	Under Votes	
304	72	0	0	9		328	6	0	51	
635	117	0	0	26		650	10	0	118	
618	103	0	0	29		638	9	0	103	
684	177	1	0	39		729	13	0	159	
84	5	0	0	7		85	0	0	11	
93	18	0	0	1		95	1	0	16	
170	29	1	0	11		179	2	0	30	
85	7	0	0	3		84	1	0	10	
225	63	0	0	18		238	6	0	62	
62	13	0	0	1		69	0	0	7	
46	3	1	0	2		44	1	0	7	
21	3	0	0	0		19	0	0	5	
17,287	6,310	34	3	1,028		19,549	513	1	4,599	



**Natrona County Official Precinct-by-Precinct Summary
Wyoming General Election - November 6, 2018**

	Senate District 27				Senate District 29			
	Bill Landen (R)	Write-Ins	Over Votes	Under Votes	Drew Perkins (R)	Write-Ins	Over Votes	Under Votes
Roosevelt 1-1	-	-	-	-	-	-	-	-
Natrona County Library 1-2	-	-	-	-	-	-	-	-
Industrial Building 1-3	-	-	-	-	-	-	-	-
Casper College 1-4	-	-	-	-	-	-	-	-
Industrial Building 1-5	-	-	-	-	-	-	-	-
Industrial Building 1-6	633	18	0	167	-	-	-	-
Senior Citizens' Center 1-7	-	-	-	-	-	-	-	-
Industrial Building 1-9	-	-	-	-	20	0	0	3
Industrial Building 1-11	-	-	-	-	407	8	0	97
Industrial Building 1-12	-	-	-	-	-	-	-	-
Industrial Building 2-1	-	-	-	-	462	17	0	135
Industrial Building 2-2	-	-	-	-	343	19	0	129
Industrial Building 2-3	-	-	-	-	351	6	0	82
Industrial Building 2-4	-	-	-	-	330	12	0	100
Casper Shrine Club 2-6	-	-	-	-	793	17	0	193
Industrial Building 2-7	-	-	-	-	6	0	0	1
Industrial Building 2-8	-	-	-	-	-	-	-	-
Industrial Building 2-9	-	-	-	-	34	3	0	6
Bethel Baptist Church 2-10	-	-	-	-	646	13	0	165
Restoration Church 3-2	260	5	1	83	-	-	-	-
Restoration Church 3-3	514	14	0	147	-	-	-	-
Restoration Church 3-4	-	-	-	-	-	-	-	-
Restoration Church 3-5	457	12	1	114	-	-	-	-
Restoration Church 3-6	536	16	1	136	-	-	-	-
Prince of Peace Lutheran Church 3-8	-	-	-	-	-	-	-	-
Restoration Church 3-9	342	10	0	76	-	-	-	-
Community Health Center 3-10	1,623	27	0	289	-	-	-	-
Evansville Community Center In 4-1	444	8	0	86	-	-	-	-
Evansville Community Center Out 4-2	642	15	0	98	-	-	-	-
Evansville Community Center 5-1	-	-	-	-	-	-	-	-
Midwest Town Hall 7-1	-	-	-	-	-	-	-	-
Edgerton Town Hall 7-2	-	-	-	-	-	-	-	-
Mills Community Center 8-1	-	-	-	-	695	17	0	135
Mills Community Center 8-2	-	-	-	-	202	3	0	30



**Natrona County Official Precinct-by-Precinct Summary
Wyoming General Election - November 6, 2018**

Wardwell Water & Sewer 8-3
 Christian Church of Casper 8-4
 Bar Nunn Fire Station 8-5
 Wyoming Game and Fish 9-1
 Red Creek School 11-1
 Alcova School 11-2
 Fish Hatchery 11-3
 Poison Spider School 11-4
 St. Stephen's Church 12-2
 Bressler Ranch 13-1
 Powder River School 13-2
 Bennett Ranch 14-1
Total

Senate District 27				Senate District 29			
Bill Landen (R)	Write-Ins	Over Votes	Under Votes	Drew Perkins (R)	Write-Ins	Over Votes	Under Votes
-	-	-	-	-	-	-	-
-	-	-	-	-	-	-	-
-	-	-	-	-	-	-	-
-	-	-	-	744	11	0	146
-	-	-	-	-	-	-	-
-	-	-	-	-	-	-	-
-	-	-	-	-	-	-	-
-	-	-	-	249	3	0	54
-	-	-	-	-	-	-	-
-	-	-	-	-	-	-	-
-	-	-	-	-	-	-	-
5,451	125	3	1,196	5,282	129	0	1,276



**Natrona County Official Precinct-by-Precinct Summary
Wyoming General Election - November 6, 2018**

	House District 35				House District 36				
	Joe MacGuire (R)	Write-Ins	Over Votes	Under Votes	Art Washut (R)	Debbie Bovee (D)	Write-Ins	Over Votes	Under Votes
Roosevelt 1-1	-	-	-	-	-	-	-	-	-
Natrona County Library 1-2	-	-	-	-	-	-	-	-	-
Industrial Building 1-3	-	-	-	-	-	-	-	-	-
Casper College 1-4	-	-	-	-	-	-	-	-	-
Industrial Building 1-5	-	-	-	-	-	-	-	-	-
Industrial Building 1-6	635	21	0	162	-	-	-	-	-
Senior Citizens' Center 1-7	-	-	-	-	-	-	-	-	-
Industrial Building 1-9	-	-	-	-	-	-	-	-	-
Industrial Building 1-11	-	-	-	-	-	-	-	-	-
Industrial Building 1-12	-	-	-	-	-	-	-	-	-
Industrial Building 2-1	-	-	-	-	-	-	-	-	-
Industrial Building 2-2	-	-	-	-	-	-	-	-	-
Industrial Building 2-3	-	-	-	-	-	-	-	-	-
Industrial Building 2-4	-	-	-	-	-	-	-	-	-
Casper Shrine Club 2-6	-	-	-	-	-	-	-	-	-
Industrial Building 2-7	-	-	-	-	-	-	-	-	-
Industrial Building 2-8	-	-	-	-	-	-	-	-	-
Industrial Building 2-9	-	-	-	-	-	-	-	-	-
Bethel Baptist Church 2-10	-	-	-	-	-	-	-	-	-
Restoration Church 3-2	-	-	-	-	176	165	0	0	8
Restoration Church 3-3	-	-	-	-	325	330	1	1	18
Restoration Church 3-4	-	-	-	-	-	-	-	-	-
Restoration Church 3-5	-	-	-	-	347	229	1	0	7
Restoration Church 3-6	534	11	0	144	-	-	-	-	-
Prince of Peace Lutheran Church 3-8	-	-	-	-	-	-	-	-	-
Restoration Church 3-9	-	-	-	-	243	180	0	0	5
Community Health Center 3-10	1,578	29	0	332	-	-	-	-	-
Evansville Community Center In 4-1	11	0	0	0	316	202	0	0	9
Evansville Community Center Out 4-2	653	5	0	97	-	-	-	-	-
Evansville Community Center 5-1	-	-	-	-	-	-	-	-	-
Midwest Town Hall 7-1	-	-	-	-	-	-	-	-	-
Edgerton Town Hall 7-2	-	-	-	-	-	-	-	-	-
Mills Community Center 8-1	-	-	-	-	-	-	-	-	-
Mills Community Center 8-2	-	-	-	-	-	-	-	-	-



**Natrona County Official Precinct-by-Precinct Summary
Wyoming General Election - November 6, 2018**

Wardwell Water & Sewer 8-3
 Christian Church of Casper 8-4
 Bar Nunn Fire Station 8-5
 Wyoming Game and Fish 9-1
 Red Creek School 11-1
 Alcova School 11-2
 Fish Hatchery 11-3
 Poison Spider School 11-4
 St. Stephen's Church 12-2
 Bressler Ranch 13-1
 Powder River School 13-2
 Bennett Ranch 14-1

House District 35					House District 36				
Joe MacGuire (R)	Write-Ins	Over Votes	Under Votes		Art Washut (R)	Debbie Bovee (D)	Write-Ins	Over Votes	Under Votes
-	-	-	-	-	-	-	-	-	-
-	-	-	-	-	-	-	-	-	-
-	-	-	-	-	-	-	-	-	-
-	-	-	-	-	-	-	-	-	-
-	-	-	-	-	-	-	-	-	-
-	-	-	-	-	-	-	-	-	-
-	-	-	-	-	-	-	-	-	-
-	-	-	-	-	-	-	-	-	-
-	-	-	-	-	-	-	-	-	-
-	-	-	-	-	-	-	-	-	-
-	-	-	-	-	-	-	-	-	-
Total	3,411	66	0	735	1,407	1,106	2	1	47



**Natrona County Official Precinct-by-Precinct Summary
Wyoming General Election - November 6, 2018**

	House District 37				House District 38			
	Steve Harshman (R)	Write-Ins	Over Votes	Under Votes	Tom Walters (R)	Write-Ins	Over Votes	Under Votes
Roosevelt 1-1	-	-	-	-	-	-	-	-
Natrona County Library 1-2	-	-	-	-	-	-	-	-
Industrial Building 1-3	-	-	-	-	-	-	-	-
Casper College 1-4	-	-	-	-	-	-	-	-
Industrial Building 1-5	-	-	-	-	-	-	-	-
Industrial Building 1-6	-	-	-	-	-	-	-	-
Senior Citizens' Center 1-7	-	-	-	-	-	-	-	-
Industrial Building 1-9	17	3	0	3	-	-	-	-
Industrial Building 1-11	407	9	0	96	-	-	-	-
Industrial Building 1-12	-	-	-	-	-	-	-	-
Industrial Building 2-1	-	-	-	-	-	-	-	-
Industrial Building 2-2	-	-	-	-	-	-	-	-
Industrial Building 2-3	-	-	-	-	-	-	-	-
Industrial Building 2-4	332	10	0	100	-	-	-	-
Casper Shrine Club 2-6	777	35	0	191	-	-	-	-
Industrial Building 2-7	6	0	0	1	833	13	0	164
Industrial Building 2-8	-	-	-	-	801	30	0	151
Industrial Building 2-9	34	2	0	7	313	10	0	62
Bethel Baptist Church 2-10	664	20	0	140	-	-	-	-
Restoration Church 3-2	-	-	-	-	-	-	-	-
Restoration Church 3-3	-	-	-	-	-	-	-	-
Restoration Church 3-4	-	-	-	-	-	-	-	-
Restoration Church 3-5	-	-	-	-	-	-	-	-
Restoration Church 3-6	-	-	-	-	-	-	-	-
Prince of Peace Lutheran Church 3-8	-	-	-	-	-	-	-	-
Restoration Church 3-9	-	-	-	-	-	-	-	-
Community Health Center 3-10	-	-	-	-	-	-	-	-
Evansville Community Center In 4-1	-	-	-	-	-	-	-	-
Evansville Community Center Out 4-2	-	-	-	-	-	-	-	-
Evansville Community Center 5-1	-	-	-	-	45	0	0	9
Midwest Town Hall 7-1	-	-	-	-	90	4	0	20
Edgerton Town Hall 7-2	-	-	-	-	-	-	-	-
Mills Community Center 8-1	-	-	-	-	-	-	-	-
Mills Community Center 8-2	-	-	-	-	-	-	-	-



**Natrona County Official Precinct-by-Precinct Summary
Wyoming General Election - November 6, 2018**

Wardwell Water & Sewer 8-3
 Christian Church of Casper 8-4
 Bar Nunn Fire Station 8-5
 Wyoming Game and Fish 9-1
 Red Creek School 11-1
 Alcova School 11-2
 Fish Hatchery 11-3
 Poison Spider School 11-4
 St. Stephen's Church 12-2
 Bressler Ranch 13-1
 Powder River School 13-2
 Bennett Ranch 14-1
Total

House District 37				House District 38			
Steve Harshman (R)	Write-Ins	Over Votes	Under Votes	Tom Walters (R)	Write-Ins	Over Votes	Under Votes
-	-	-	-	-	-	-	-
-	-	-	-	-	-	-	-
-	-	-	-	-	-	-	-
733	23	0	142	-	-	-	-
-	-	-	-	85	2	0	9
-	-	-	-	91	1	0	20
-	-	-	-	176	2	0	33
-	-	-	-	88	1	0	6
245	8	0	53	-	-	-	-
-	-	-	-	69	0	0	7
-	-	-	-	47	0	0	5
-	-	-	-	18	0	0	6
3,215	110	0	733	2,656	63	0	492



**Natrona County Official Precinct-by-Precinct Summary
Wyoming General Election - November 6, 2018**

	House District 56				House District 57				
	Jerry Obermueller (R)	Write-Ins	Over Votes	Under Votes	Chuck Gray (R)	Jane Ifland (D)	Write-Ins	Over Votes	Under Votes
Roosevelt 1-1	-	-	-	-	-	-	-	-	-
Natrona County Library 1-2	295	18	1	125	-	-	-	-	-
Industrial Building 1-3	424	29	0	160	-	-	-	-	-
Casper College 1-4	536	21	0	169	-	-	-	-	-
Industrial Building 1-5	-	-	-	-	191	235	2	0	19
Industrial Building 1-6	-	-	-	-	-	-	-	-	-
Senior Citizens' Center 1-7	-	-	-	-	202	151	2	0	10
Industrial Building 1-9	667	7	0	151	-	-	-	-	-
Industrial Building 1-11	-	-	-	-	-	-	-	-	-
Industrial Building 1-12	184	8	0	64	-	-	-	-	-
Industrial Building 2-1	-	-	-	-	-	-	-	-	-
Industrial Building 2-2	-	-	-	-	-	-	-	-	-
Industrial Building 2-3	-	-	-	-	-	-	-	-	-
Industrial Building 2-4	-	-	-	-	-	-	-	-	-
Casper Shrine Club 2-6	-	-	-	-	-	-	-	-	-
Industrial Building 2-7	-	-	-	-	-	-	-	-	-
Industrial Building 2-8	-	-	-	-	-	-	-	-	-
Industrial Building 2-9	-	-	-	-	-	-	-	-	-
Bethel Baptist Church 2-10	-	-	-	-	-	-	-	-	-
Restoration Church 3-2	134	6	0	38	-	-	-	-	-
Restoration Church 3-3	-	-	-	-	-	-	-	-	-
Restoration Church 3-4	-	-	-	-	514	274	6	0	36
Restoration Church 3-5	-	-	-	-	-	-	-	-	-
Restoration Church 3-6	-	-	-	-	-	-	-	-	-
Prince of Peace Lutheran Church 3-8	-	-	-	-	635	329	2	0	30
Restoration Church 3-9	-	-	-	-	-	-	-	-	-
Community Health Center 3-10	-	-	-	-	-	-	-	-	-
Evansville Community Center In 4-1	-	-	-	-	-	-	-	-	-
Evansville Community Center Out 4-2	-	-	-	-	-	-	-	-	-
Evansville Community Center 5-1	-	-	-	-	-	-	-	-	-
Midwest Town Hall 7-1	-	-	-	-	-	-	-	-	-
Edgerton Town Hall 7-2	-	-	-	-	-	-	-	-	-
Mills Community Center 8-1	-	-	-	-	-	-	-	-	-
Mills Community Center 8-2	-	-	-	-	-	-	-	-	-



**Natrona County Official Precinct-by-Precinct Summary
Wyoming General Election - November 6, 2018**

Wardwell Water & Sewer 8-3
 Christian Church of Casper 8-4
 Bar Nunn Fire Station 8-5
 Wyoming Game and Fish 9-1
 Red Creek School 11-1
 Alcova School 11-2
 Fish Hatchery 11-3
 Poison Spider School 11-4
 St. Stephen's Church 12-2
 Bressler Ranch 13-1
 Powder River School 13-2
 Bennett Ranch 14-1

House District 56					House District 57				
Jerry Obermueller (R)	Write-Ins	Over Votes	Under Votes		Chuck Gray (R)	Jane Ifland (D)	Write-Ins	Over Votes	Under Votes
-	-	-	-	-	-	-	-	-	-
-	-	-	-	-	-	-	-	-	-
-	-	-	-	-	-	-	-	-	-
-	-	-	-	-	-	-	-	-	-
-	-	-	-	-	-	-	-	-	-
-	-	-	-	-	-	-	-	-	-
-	-	-	-	-	-	-	-	-	-
-	-	-	-	-	-	-	-	-	-
-	-	-	-	-	-	-	-	-	-
-	-	-	-	-	-	-	-	-	-
-	-	-	-	-	-	-	-	-	-
Total	2,240	89	1	707	1,542	989	12	0	95



**Natrona County Official Precinct-by-Precinct Summary
Wyoming General Election - November 6, 2018**

	House District 58				House District 59				
	Patrick "Pat" Sweeney (R)	Write-Ins	Over Votes	Under Votes	Bunky Loucks (R)	Laurie L Longtine (D)	Write-Ins	Over Votes	Under Votes
Roosevelt 1-1	239	22	0	74	-	-	-	-	-
Natrona County Library 1-2	-	-	-	-	-	-	-	-	-
Industrial Building 1-3	-	-	-	-	-	-	-	-	-
Casper College 1-4	-	-	-	-	-	-	-	-	-
Industrial Building 1-5	-	-	-	-	-	-	-	-	-
Industrial Building 1-6	-	-	-	-	-	-	-	-	-
Senior Citizens' Center 1-7	-	-	-	-	-	-	-	-	-
Industrial Building 1-9	-	-	-	-	-	-	-	-	-
Industrial Building 1-11	-	-	-	-	-	-	-	-	-
Industrial Building 1-12	-	-	-	-	-	-	-	-	-
Industrial Building 2-1	-	-	-	-	374	222	4	0	14
Industrial Building 2-2	-	-	-	-	274	202	1	0	14
Industrial Building 2-3	-	-	-	-	275	147	2	0	15
Industrial Building 2-4	-	-	-	-	-	-	-	-	-
Casper Shrine Club 2-6	-	-	-	-	-	-	-	-	-
Industrial Building 2-7	-	-	-	-	-	-	-	-	-
Industrial Building 2-8	-	-	-	-	-	-	-	-	-
Industrial Building 2-9	-	-	-	-	-	-	-	-	-
Bethel Baptist Church 2-10	-	-	-	-	-	-	-	-	-
Restoration Church 3-2	-	-	-	-	-	-	-	-	-
Restoration Church 3-3	-	-	-	-	-	-	-	-	-
Restoration Church 3-4	-	-	-	-	-	-	-	-	-
Restoration Church 3-5	-	-	-	-	-	-	-	-	-
Restoration Church 3-6	-	-	-	-	-	-	-	-	-
Prince of Peace Lutheran Church 3-8	-	-	-	-	-	-	-	-	-
Restoration Church 3-9	-	-	-	-	-	-	-	-	-
Community Health Center 3-10	-	-	-	-	-	-	-	-	-
Evansville Community Center In 4-1	-	-	-	-	-	-	-	-	-
Evansville Community Center Out 4-2	-	-	-	-	-	-	-	-	-
Evansville Community Center 5-1	-	-	-	-	-	-	-	-	-
Midwest Town Hall 7-1	-	-	-	-	-	-	-	-	-
Edgerton Town Hall 7-2	63	0	0	3	-	-	-	-	-
Mills Community Center 8-1	-	-	-	-	602	215	0	2	28
Mills Community Center 8-2	-	-	-	-	175	54	1	0	5



**Natrona County Official Precinct-by-Precinct Summary
Wyoming General Election - November 6, 2018**

	House District 58				House District 59				
	Patrick "Pat" Sweeney (R)	Write-Ins	Over Votes	Under Votes	Bunky Loucks (R)	Laurie L Longtine (D)	Write-Ins	Over Votes	Under Votes
Wardwell Water & Sewer 8-3	325	13	0	47	-	-	-	-	-
Christian Church of Casper 8-4	627	29	0	122	-	-	-	-	-
Bar Nunn Fire Station 8-5	629	11	0	110	-	-	-	-	-
Wyoming Game and Fish 9-1	-	-	-	-	0	3	0	0	0
Red Creek School 11-1	-	-	-	-	-	-	-	-	-
Alcova School 11-2	-	-	-	-	-	-	-	-	-
Fish Hatchery 11-3	-	-	-	-	-	-	-	-	-
Poison Spider School 11-4	-	-	-	-	-	-	-	-	-
St. Stephen's Church 12-2	-	-	-	-	-	-	-	-	-
Bressler Ranch 13-1	-	-	-	-	-	-	-	-	-
Powder River School 13-2	-	-	-	-	-	-	-	-	-
Bennett Ranch 14-1	-	-	-	-	-	-	-	-	-
Total	1,883	75	0	356	1,700	843	8	2	76



**Natrona County Official Precinct-by-Precinct Summary
Wyoming General Election - November 6, 2018**

	District Court Judge, Seventh Judicial District Catherine E. Wilking				Circuit Court Judge, Seventh Judicial District Michael N. Patchen			
	Yes	No	Over Votes	Under Votes	Yes	No	Over Votes	Under Votes
Roosevelt 1-1	227	69	0	39	227	68	0	40
Natrona County Library 1-2	304	80	0	55	291	83	0	65
Industrial Building 1-3	439	97	0	77	426	98	0	89
Casper College 1-4	540	104	0	82	530	96	0	100
Industrial Building 1-5	325	54	0	68	297	54	0	96
Industrial Building 1-6	583	131	0	104	554	142	0	122
Senior Citizens' Center 1-7	277	56	1	31	252	73	0	40
Industrial Building 1-9	634	109	0	105	632	95	0	121
Industrial Building 1-11	403	63	0	46	380	68	0	64
Industrial Building 1-12	178	43	0	35	169	46	0	41
Industrial Building 2-1	441	108	0	65	427	97	0	90
Industrial Building 2-2	330	90	0	71	325	87	0	79
Industrial Building 2-3	324	62	0	53	310	64	0	65
Industrial Building 2-4	330	47	0	65	316	52	0	74
Casper Shrine Club 2-6	735	137	0	131	737	113	0	153
Industrial Building 2-7	762	131	1	123	760	127	0	130
Industrial Building 2-8	717	166	0	99	715	153	1	113
Industrial Building 2-9	306	78	0	44	296	84	0	48
Bethel Baptist Church 2-10	620	99	0	105	614	94	0	116
Restoration Church 3-2	392	74	1	60	370	88	1	68
Restoration Church 3-3	485	114	1	75	475	111	0	89
Restoration Church 3-4	613	130	0	87	578	144	0	108
Restoration Church 3-5	428	81	0	75	421	78	0	85
Restoration Church 3-6	511	77	0	101	502	71	0	116
Prince of Peace Lutheran Church 3-8	741	136	0	119	734	128	0	134
Restoration Church 3-9	311	69	0	48	308	67	1	52
Community Health Center 3-10	1,450	227	1	261	1,448	204	0	287
Evansville Community Center In 4-1	386	103	1	48	400	86	0	52
Evansville Community Center Out 4-2	530	149	0	76	524	148	0	83
Evansville Community Center 5-1	39	9	0	6	40	6	0	8
Midwest Town Hall 7-1	69	29	0	16	80	16	0	18
Edgerton Town Hall 7-2	47	11	0	8	50	8	0	8
Mills Community Center 8-1	594	161	0	92	595	154	0	98
Mills Community Center 8-2	164	50	1	20	173	46	0	16



**Natrona County Official Precinct-by-Precinct Summary
Wyoming General Election - November 6, 2018**

	District Court Judge, Seventh Judicial District Catherine E. Wilking					Circuit Court Judge, Seventh Judicial District Michael N. Patchen			
	Yes	No	Over Votes	Under Votes		Yes	No	Over Votes	Under Votes
Wardwell Water & Sewer 8-3	276	80	0	29	263	86	0	36	
Christian Church of Casper 8-4	579	119	0	80	570	118	0	90	
Bar Nunn Fire Station 8-5	535	119	0	96	521	118	0	111	
Wyoming Game and Fish 9-1	685	113	0	103	653	119	0	129	
Red Creek School 11-1	73	11	0	12	72	8	0	16	
Alcova School 11-2	71	16	0	25	65	21	0	26	
Fish Hatchery 11-3	161	26	0	24	153	27	1	30	
Poison Spider School 11-4	66	19	0	10	59	24	0	12	
St. Stephen's Church 12-2	217	45	0	44	205	46	0	55	
Bressler Ranch 13-1	55	13	0	8	55	12	0	9	
Powder River School 13-2	33	9	0	10	33	9	0	10	
Bennett Ranch 14-1	7	9	0	8	8	8	0	8	
Total	17,993	3,723	7	2,939	17,613	3,645	4	3,400	



**Niobrara County Official Precinct-by-Precinct Summary
Wyoming General Election - November 6, 2018**

Warren - Rennard's Garage 1-2
 Hat Creek - Stage Station 3-2
 Lance Creek Elementary School 4-1
 N. Lusk - Niobrara County Fairgrounds 6-1
 S. Lusk - Niobrara County Fairgrounds 6-2
 Manville Town Hall 7-1
Total

United States Senator					
John Barrasso (R)	Gary Trauner (D)	Joseph Porambo (L)	Write-Ins	Over Votes	Under Votes
55	0	0	0	0	3
62	3	2	1	0	2
86	3	4	0	0	2
243	39	9	0	1	8
413	91	12	2	0	8
121	8	5	0	0	1
980	144	32	3	1	24



**Niobrara County Official Precinct-by-Precinct Summary
Wyoming General Election - November 6, 2018**

Warren - Rennard's Garage 1-2
 Hat Creek - Stage Station 3-2
 Lance Creek Elementary School 4-1
 N. Lusk - Niobrara County Fairgrounds 6-1
 S. Lusk - Niobrara County Fairgrounds 6-2
 Manville Town Hall 7-1
Total

United States Representative						
Liz Cheney (R)	Greg Hunter (D)	Richard Brubaker (L)	Daniel Clyde Cummings (C)	Write-Ins	Over Votes	Under Votes
56	0	1	0	0	0	1
59	1	3	5	0	0	2
85	0	5	1	0	0	4
231	39	3	17	0	0	10
382	87	25	13	1	2	16
116	9	3	6	0	0	1
929	136	40	42	1	2	34



**Niobrara County Official Precinct-by-Precinct Summary
Wyoming General Election - November 6, 2018**

Warren - Rennard's Garage 1-2
 Hat Creek - Stage Station 3-2
 Lance Creek Elementary School 4-1
 N. Lusk - Niobrara County Fairgrounds 6-1
 S. Lusk - Niobrara County Fairgrounds 6-2
 Manville Town Hall 7-1
Total

Governor						
Mark Gordon (R)	Mary A. Throne (D)	Lawrence Gerard Struempf (L)	Rex "T-Rex" Rammell (C)	Write-Ins	Over Votes	Under Votes
54	1	0	1	1	0	1
56	1	1	9	1	0	2
77	3	1	13	0	0	1
232	40	3	15	3	0	7
385	95	11	21	3	0	11
114	13	2	2	2	0	2
918	153	18	61	10	0	24



**Niobrara County Official Precinct-by-Precinct Summary
Wyoming General Election - November 6, 2018**

Warren - Rennard's Garage 1-2
 Hat Creek - Stage Station 3-2
 Lance Creek Elementary School 4-1
 N. Lusk - Niobrara County Fairgrounds 6-1
 S. Lusk - Niobrara County Fairgrounds 6-2
 Manville Town Hall 7-1
Total

Secretary of State					
Edward Buchanan (R)	James W. Byrd (D)	Kit Carson III (L)	Write-Ins	Over Votes	Under Votes
55	0	1	0	0	2
55	3	6	1	0	5
88	2	2	0	0	3
230	40	13	2	0	15
390	75	35	4	0	22
116	10	4	0	0	5
934	130	61	7	0	52



**Niobrara County Official Precinct-by-Precinct Summary
Wyoming General Election - November 6, 2018**

Warren - Rennard's Garage 1-2
 Hat Creek - Stage Station 3-2
 Lance Creek Elementary School 4-1
 N. Lusk - Niobrara County Fairgrounds 6-1
 S. Lusk - Niobrara County Fairgrounds 6-2
 Manville Town Hall 7-1
Total

State Auditor				
Kristi Racines (R)	Jeff Dockter (D)	Write-Ins	Over Votes	Under Votes
54	0	0	0	4
63	5	0	0	2
84	5	0	0	6
248	36	0	0	16
422	81	1	1	21
122	8	0	0	5
993	135	1	1	54



**Niobrara County Official Precinct-by-Precinct Summary
Wyoming General Election - November 6, 2018**

Warren - Rennard's Garage 1-2
 Hat Creek - Stage Station 3-2
 Lance Creek Elementary School 4-1
 N. Lusk - Niobrara County Fairgrounds 6-1
 S. Lusk - Niobrara County Fairgrounds 6-2
 Manville Town Hall 7-1
Total

State Treasurer					Superintendent of Public Instruction			
Curt Meier (R)	Chris Lowry (D)	Write-Ins	Over Votes	Under Votes	Jillian Balow (R)	Write-Ins	Over Votes	Under Votes
55	1	0	0	2	52	0	0	6
63	5	1	0	1	61	0	0	9
88	3	0	0	4	85	0	0	10
256	30	0	0	14	256	2	0	42
429	75	2	0	20	453	3	0	70
121	13	0	0	1	118	0	0	17
1,012	127	3	0	42	1,025	5	0	154



**Niobrara County Official Precinct-by-Precinct Summary
Wyoming General Election - November 6, 2018**

	Senate District 3					House District 2			
	Cheri E. Steinmetz (R)	Marci Shaver (D)	Write-Ins	Over Votes	Under Votes	Hans Hunt (R)	Write-Ins	Over Votes	Under Votes
Warren - Rennard's Garage 1-2	54	0	0	0	4	54	0	0	4
Hat Creek - Stage Station 3-2	65	2	0	0	3	68	0	0	2
Lance Creek Elementary School 4-1	88	1	0	0	6	87	2	0	6
N. Lusk - Niobrara County Fairgrounds 6-1	245	36	0	0	19	273	5	0	22
S. Lusk - Niobrara County Fairgrounds 6-2	429	80	1	0	16	490	5	0	31
Manville Town Hall 7-1	120	10	0	0	5	129	0	0	6
Total	1,001	129	1	0	53	1,101	12	0	71



**Niobrara County Official Precinct-by-Precinct Summary
Wyoming General Election - November 6, 2018**

	District Court Judge, Eighth Judicial District F. Scott Peasley				Circuit Court Judge, Eighth Judicial District Randal R. Arp			
	Yes	No	Over Votes	Under Votes	Yes	No	Over Votes	Under Votes
Warren - Rennard's Garage 1-2	34	10	0	14	32	9	0	17
Hat Creek - Stage Station 3-2	47	5	0	18	50	5	0	15
Lance Creek Elementary School 4-1	55	21	0	19	48	28	0	19
N. Lusk - Niobrara County Fairgrounds 6-1	201	53	0	46	199	50	0	51
S. Lusk - Niobrara County Fairgrounds 6-2	385	61	0	80	376	68	0	82
Manville Town Hall 7-1	94	26	0	15	92	31	0	12
Total	816	176	0	192	797	191	0	196



**Park County Official Precinct-by-Precinct Summary
Wyoming General Election - November 6, 2018**

United States Senator						
	John Barrasso (R)	Gary Trauner (D)	Joseph Porambo (L)	Write-Ins	Over Votes	Under Votes
Clark/Pioneer Recreation Center 1-1	253	52	11	2	0	1
Cody Auditorium 2-1	625	164	11	2	0	4
Cody Auditorium 2-2	438	187	17	0	0	7
Cody Recreation Center 3-1	496	99	14	2	0	2
Cody Recreation Center 3-2	704	167	21	2	1	5
Southfork Fire Hall 4-1	756	185	17	0	0	9
Cody Recreation Center 4-2	155	21	2	0	1	0
Garland Community Church 6-1	343	49	10	0	0	3
Southfork Fire Hall 7-2	40	11	1	0	0	1
Meeteetse Senior Center 8-1	97	18	1	1	0	0
Meeteetse Senior Center 8-2	124	30	5	0	0	2
Meeteetse Senior Center 8-3	88	15	2	1	1	1
Powell Fairgrounds 9-1	178	94	5	1	0	3
Powell Fairgrounds 9-2	191	60	5	0	0	3
Powell Fairgrounds 9-4	269	113	5	2	0	4
Powell Fairgrounds 9-5	289	86	6	0	0	3
Powell Fairgrounds 9-7	445	161	24	1	0	4
Powell Fairgrounds 10-1	302	53	8	1	0	4
Powell Fairgrounds 10-2	515	112	16	2	1	2
Park County Courthouse 11-2	40	11	1	0	0	0
Wapiti School House 16-1	375	148	10	2	0	5
Mountain View Club 21-1	405	67	8	0	0	6
Powell Fairgrounds 23-1	191	37	8	1	0	0
Cody Auditorium 24-1	335	167	19	1	0	3
Cody Auditorium 24-2	254	89	10	0	0	4
Cody Auditorium 24-3	119	36	6	1	0	1
Cody Auditorium 25-1	329	171	20	2	0	2
Cody Auditorium 25-2	286	101	6	0	0	3
Cody Auditorium 25-3	296	85	7	0	0	5
Total	8,938	2,589	276	24	4	87



**Park County Official Precinct-by-Precinct Summary
Wyoming General Election - November 6, 2018**

United States Representative

	Liz Cheney (R)	Greg Hunter (D)	Richard Brubaker (L)	Daniel Clyde Cummings (C)	Write-Ins	Over Votes	Under Votes
Clark/Pioneer Recreation Center 1-1	234	54	14	13	1	0	3
Cody Auditorium 2-1	591	166	20	15	0	2	12
Cody Auditorium 2-2	409	183	21	13	2	2	19
Cody Recreation Center 3-1	477	95	17	18	1	0	5
Cody Recreation Center 3-2	653	177	25	27	0	2	16
Southfork Fire Hall 4-1	714	192	18	29	1	0	13
Cody Recreation Center 4-2	142	21	6	9	0	1	0
Garland Community Church 6-1	311	50	15	20	0	1	8
Southfork Fire Hall 7-2	38	10	1	2	1	0	1
Meeteetse Senior Center 8-1	95	14	1	4	2	0	1
Meeteetse Senior Center 8-2	120	29	4	5	0	0	3
Meeteetse Senior Center 8-3	84	15	4	1	0	1	3
Powell Fairgrounds 9-1	154	94	10	8	4	3	8
Powell Fairgrounds 9-2	181	52	10	12	0	0	4
Powell Fairgrounds 9-4	243	119	10	11	0	0	10
Powell Fairgrounds 9-5	275	89	7	9	1	0	3
Powell Fairgrounds 9-7	416	169	18	26	0	0	6
Powell Fairgrounds 10-1	269	58	6	26	1	1	7
Powell Fairgrounds 10-2	492	109	12	26	0	2	7
Park County Courthouse 11-2	36	13	1	2	0	0	0
Wapiti School House 16-1	370	149	5	5	4	0	7
Mountain View Club 21-1	376	61	10	32	1	1	5
Powell Fairgrounds 23-1	183	36	2	13	2	0	1
Cody Auditorium 24-1	309	159	18	26	1	1	11
Cody Auditorium 24-2	231	96	12	10	0	2	6
Cody Auditorium 24-3	109	39	4	9	0	0	2
Cody Auditorium 25-1	320	152	24	15	1	0	12
Cody Auditorium 25-2	267	103	8	10	0	0	8
Cody Auditorium 25-3	281	74	16	6	1	0	15
Total	8,380	2,578	319	402	24	19	196



**Park County Official Precinct-by-Precinct Summary
Wyoming General Election - November 6, 2018**

	Governor						
	Mark Gordon (R)	Mary A. Throne (D)	Lawrence Gerard Struempf (L)	Rex "T-Rex" Rammell (C)	Write-Ins	Over Votes	Under Votes
Clark/Pioneer Recreation Center 1-1	230	51	6	24	2	0	6
Cody Auditorium 2-1	617	146	16	17	6	0	4
Cody Auditorium 2-2	470	143	8	19	4	0	5
Cody Recreation Center 3-1	495	83	6	20	6	0	3
Cody Recreation Center 3-2	694	136	13	34	11	0	12
Southfork Fire Hall 4-1	736	155	13	44	9	1	9
Cody Recreation Center 4-2	145	18	2	8	2	1	3
Garland Community Church 6-1	333	52	4	14	0	0	2
Southfork Fire Hall 7-2	36	10	0	2	3	0	2
Meeteetse Senior Center 8-1	91	16	1	2	4	0	3
Meeteetse Senior Center 8-2	122	32	2	3	0	0	2
Meeteetse Senior Center 8-3	88	9	0	7	3	0	1
Powell Fairgrounds 9-1	166	96	3	9	4	0	3
Powell Fairgrounds 9-2	183	59	2	12	2	0	1
Powell Fairgrounds 9-4	265	104	5	13	1	0	5
Powell Fairgrounds 9-5	294	76	1	4	7	0	2
Powell Fairgrounds 9-7	430	158	11	28	4	0	4
Powell Fairgrounds 10-1	287	52	4	19	2	0	4
Powell Fairgrounds 10-2	507	106	6	20	7	0	2
Park County Courthouse 11-2	39	11	0	2	0	0	0
Wapiti School House 16-1	360	148	3	17	6	0	6
Mountain View Club 21-1	388	56	3	29	5	0	5
Powell Fairgrounds 23-1	181	31	3	14	6	0	2
Cody Auditorium 24-1	340	145	12	19	6	0	3
Cody Auditorium 24-2	253	70	9	9	6	0	10
Cody Auditorium 24-3	120	30	3	7	2	0	1
Cody Auditorium 25-1	347	139	13	15	8	0	2
Cody Auditorium 25-2	295	81	3	10	5	0	2
Cody Auditorium 25-3	303	64	9	12	2	0	3
Total	8,815	2,277	161	433	123	2	107



**Park County Official Precinct-by-Precinct Summary
Wyoming General Election - November 6, 2018**

	Secretary of State						
	Edward Buchanan (R)	James W. Byrd (D)	Kit Carson III (L)	Write-Ins	Over Votes	Under Votes	
Clark/Pioneer Recreation Center 1-1	249	45	17	0	0	8	
Cody Auditorium 2-1	618	136	29	0	0	23	
Cody Auditorium 2-2	447	150	28	1	1	22	
Cody Recreation Center 3-1	496	86	21	0	0	10	
Cody Recreation Center 3-2	697	144	32	1	0	26	
Southfork Fire Hall 4-1	739	166	32	0	0	30	
Cody Recreation Center 4-2	147	17	11	0	1	3	
Garland Community Church 6-1	339	38	17	0	0	11	
Southfork Fire Hall 7-2	39	8	3	0	0	3	
Meeteetse Senior Center 8-1	95	13	5	0	0	4	
Meeteetse Senior Center 8-2	124	33	3	0	0	1	
Meeteetse Senior Center 8-3	88	12	7	0	0	1	
Powell Fairgrounds 9-1	164	87	18	1	0	11	
Powell Fairgrounds 9-2	201	44	7	0	1	6	
Powell Fairgrounds 9-4	266	102	12	0	0	13	
Powell Fairgrounds 9-5	293	72	10	1	1	7	
Powell Fairgrounds 9-7	436	154	34	0	0	11	
Powell Fairgrounds 10-1	293	50	16	0	0	9	
Powell Fairgrounds 10-2	514	100	19	0	0	15	
Park County Courthouse 11-2	40	11	0	0	0	1	
Wapiti School House 16-1	369	140	18	1	0	12	
Mountain View Club 21-1	400	54	17	0	0	15	
Powell Fairgrounds 23-1	196	31	10	0	0	0	
Cody Auditorium 24-1	330	151	29	0	0	15	
Cody Auditorium 24-2	246	84	17	0	1	9	
Cody Auditorium 24-3	121	30	6	1	0	5	
Cody Auditorium 25-1	339	134	29	0	0	22	
Cody Auditorium 25-2	290	82	16	0	0	8	
Cody Auditorium 25-3	292	62	19	0	0	20	
Total	8,868	2,236	482	6	5	321	



**Park County Official Precinct-by-Precinct Summary
Wyoming General Election - November 6, 2018**

	State Auditor				
	Kristi Racines (R)	Jeff Dockter (D)	Write-Ins	Over Votes	Under Votes
Clark/Pioneer Recreation Center 1-1	265	45	1	0	8
Cody Auditorium 2-1	641	132	0	0	33
Cody Auditorium 2-2	477	145	1	1	25
Cody Recreation Center 3-1	519	81	4	0	9
Cody Recreation Center 3-2	723	144	0	0	33
Southfork Fire Hall 4-1	759	163	2	0	43
Cody Recreation Center 4-2	156	13	1	1	8
Garland Community Church 6-1	352	42	0	0	11
Southfork Fire Hall 7-2	41	5	0	0	7
Meeteetse Senior Center 8-1	104	11	0	0	2
Meeteetse Senior Center 8-2	131	27	1	0	2
Meeteetse Senior Center 8-3	93	10	1	0	4
Powell Fairgrounds 9-1	178	87	1	0	15
Powell Fairgrounds 9-2	207	45	0	0	7
Powell Fairgrounds 9-4	291	83	0	0	19
Powell Fairgrounds 9-5	308	69	0	0	7
Powell Fairgrounds 9-7	466	150	1	0	18
Powell Fairgrounds 10-1	308	50	0	0	10
Powell Fairgrounds 10-2	540	93	0	0	15
Park County Courthouse 11-2	40	11	0	0	1
Wapiti School House 16-1	389	134	0	0	17
Mountain View Club 21-1	412	55	1	0	18
Powell Fairgrounds 23-1	201	34	0	0	2
Cody Auditorium 24-1	359	147	0	0	19
Cody Auditorium 24-2	280	66	0	0	11
Cody Auditorium 24-3	124	33	0	0	6
Cody Auditorium 25-1	377	122	0	0	25
Cody Auditorium 25-2	305	77	0	0	14
Cody Auditorium 25-3	315	56	0	0	22
Total	9,361	2,130	14	2	411



**Park County Official Precinct-by-Precinct Summary
Wyoming General Election - November 6, 2018**

	State Treasurer					Superintendent of Public Instruction				
	Curt Meier (R)	Chris Lowry (D)	Write-Ins	Over Votes	Under Votes	Jillian Balow (R)	Write-Ins	Over Votes	Under Votes	
Clark/Pioneer Recreation Center 1-1	258	52	2	0	7	262	4	0	53	
Cody Auditorium 2-1	633	133	0	0	40	670	11	0	125	
Cody Auditorium 2-2	474	154	0	1	20	527	5	0	117	
Cody Recreation Center 3-1	512	84	3	0	14	543	6	0	64	
Cody Recreation Center 3-2	718	146	0	0	36	744	7	0	149	
Southfork Fire Hall 4-1	760	167	2	0	38	806	6	0	155	
Cody Recreation Center 4-2	155	17	0	1	6	159	1	1	18	
Garland Community Church 6-1	346	45	1	0	13	366	4	0	35	
Southfork Fire Hall 7-2	40	5	0	0	8	42	0	0	11	
Meeteetse Senior Center 8-1	100	14	0	0	3	106	1	0	10	
Meeteetse Senior Center 8-2	128	31	0	0	2	134	1	0	26	
Meeteetse Senior Center 8-3	95	11	0	0	2	93	1	0	14	
Powell Fairgrounds 9-1	171	95	1	0	14	214	8	0	59	
Powell Fairgrounds 9-2	199	47	0	0	13	221	4	0	34	
Powell Fairgrounds 9-4	282	93	1	0	17	328	3	0	62	
Powell Fairgrounds 9-5	300	76	0	0	8	334	3	0	47	
Powell Fairgrounds 9-7	451	165	1	0	18	529	15	0	91	
Powell Fairgrounds 10-1	307	51	0	0	10	314	4	0	50	
Powell Fairgrounds 10-2	534	105	0	0	9	572	6	0	70	
Park County Courthouse 11-2	40	11	0	0	1	43	1	0	8	
Wapiti School House 16-1	389	134	0	0	17	408	7	0	125	
Mountain View Club 21-1	403	62	2	0	19	416	3	0	67	
Powell Fairgrounds 23-1	199	36	0	0	2	211	2	0	24	
Cody Auditorium 24-1	346	162	0	0	17	429	12	0	84	
Cody Auditorium 24-2	269	76	0	0	12	291	0	0	66	
Cody Auditorium 24-3	124	34	0	0	5	128	3	0	32	
Cody Auditorium 25-1	355	141	1	0	27	405	7	0	112	
Cody Auditorium 25-2	298	84	1	0	13	326	5	0	65	
Cody Auditorium 25-3	309	63	0	0	21	317	4	0	72	
Total	9,195	2,294	15	2	412	9,938	134	1	1,845	



**Park County Official Precinct-by-Precinct Summary
Wyoming General Election - November 6, 2018**

	Senate District 19				House District 24				
	R J Kost (R)	Write-Ins	Over Votes	Under Votes	Sandy Newsome (R)	Paul Fees (D)	Write-Ins	Over Votes	Under Votes
Clark/Pioneer Recreation Center 1-1	-	-	-	-	-	-	-	-	-
Cody Auditorium 2-1	-	-	-	-	-	-	-	-	-
Cody Auditorium 2-2	-	-	-	-	46	31	0	0	3
Cody Recreation Center 3-1	-	-	-	-	-	-	-	-	-
Cody Recreation Center 3-2	-	-	-	-	-	-	-	-	-
Southfork Fire Hall 4-1	-	-	-	-	714	196	6	0	51
Cody Recreation Center 4-2	-	-	-	-	9	3	0	0	2
Garland Community Church 6-1	307	5	0	35	-	-	-	-	-
Southfork Fire Hall 7-2	-	-	-	-	41	8	0	0	4
Meeteetse Senior Center 8-1	-	-	-	-	-	-	-	-	-
Meeteetse Senior Center 8-2	-	-	-	-	-	-	-	-	-
Meeteetse Senior Center 8-3	-	-	-	-	-	-	-	-	-
Powell Fairgrounds 9-1	231	9	0	41	-	-	-	-	-
Powell Fairgrounds 9-2	229	4	0	26	-	-	-	-	-
Powell Fairgrounds 9-4	332	5	0	56	-	-	-	-	-
Powell Fairgrounds 9-5	343	3	0	38	-	-	-	-	-
Powell Fairgrounds 9-7	552	10	0	73	-	-	-	-	-
Powell Fairgrounds 10-1	303	11	1	43	-	-	-	-	-
Powell Fairgrounds 10-2	562	14	0	72	-	-	-	-	-
Park County Courthouse 11-2	-	-	-	-	-	-	-	-	-
Wapiti School House 16-1	-	-	-	-	361	145	10	0	24
Mountain View Club 21-1	-	-	-	-	-	-	-	-	-
Powell Fairgrounds 23-1	-	-	-	-	-	-	-	-	-
Cody Auditorium 24-1	-	-	-	-	318	178	1	0	16
Cody Auditorium 24-2	-	-	-	-	246	97	2	0	12
Cody Auditorium 24-3	-	-	-	-	110	46	1	0	6
Cody Auditorium 25-1	-	-	-	-	349	158	1	0	16
Cody Auditorium 25-2	-	-	-	-	271	105	1	0	19
Cody Auditorium 25-3	-	-	-	-	294	80	0	0	19
Total	2,859	61	1	384	2,759	1,047	22	0	172



**Park County Official Precinct-by-Precinct Summary
Wyoming General Election - November 6, 2018**

	House District 25				House District 26			
	Dan Laursen (R)	Write-Ins	Over Votes	Under Votes	Jamie Flitner (R)	Write-Ins	Over Votes	Under Votes
Clark/Pioneer Recreation Center 1-1	-	-	-	-	-	-	-	-
Cody Auditorium 2-1	-	-	-	-	-	-	-	-
Cody Auditorium 2-2	-	-	-	-	-	-	-	-
Cody Recreation Center 3-1	-	-	-	-	-	-	-	-
Cody Recreation Center 3-2	-	-	-	-	-	-	-	-
Southfork Fire Hall 4-1	-	-	-	-	-	-	-	-
Cody Recreation Center 4-2	-	-	-	-	-	-	-	-
Garland Community Church 6-1	187	4	0	18	118	1	0	19
Southfork Fire Hall 7-2	-	-	-	-	-	-	-	-
Meeteetse Senior Center 8-1	-	-	-	-	-	-	-	-
Meeteetse Senior Center 8-2	-	-	-	-	-	-	-	-
Meeteetse Senior Center 8-3	-	-	-	-	-	-	-	-
Powell Fairgrounds 9-1	217	9	0	55	-	-	-	-
Powell Fairgrounds 9-2	211	11	0	37	-	-	-	-
Powell Fairgrounds 9-4	293	15	0	85	-	-	-	-
Powell Fairgrounds 9-5	315	17	0	52	-	-	-	-
Powell Fairgrounds 9-7	524	28	0	83	-	-	-	-
Powell Fairgrounds 10-1	294	11	0	53	-	-	-	-
Powell Fairgrounds 10-2	545	12	0	91	-	-	-	-
Park County Courthouse 11-2	-	-	-	-	-	-	-	-
Wapiti School House 16-1	-	-	-	-	-	-	-	-
Mountain View Club 21-1	-	-	-	-	-	-	-	-
Powell Fairgrounds 23-1	-	-	-	-	-	-	-	-
Cody Auditorium 24-1	-	-	-	-	-	-	-	-
Cody Auditorium 24-2	-	-	-	-	-	-	-	-
Cody Auditorium 24-3	-	-	-	-	-	-	-	-
Cody Auditorium 25-1	-	-	-	-	-	-	-	-
Cody Auditorium 25-2	-	-	-	-	-	-	-	-
Cody Auditorium 25-3	-	-	-	-	-	-	-	-
Total	2,586	107	0	474	118	1	0	19



**Park County Official Precinct-by-Precinct Summary
Wyoming General Election - November 6, 2018**

House District 28					
	John R. Winter (R)	Howie Samelson (D)	Write-Ins	Over Votes	Under Votes
Clark/Pioneer Recreation Center 1-1	-	-	-	-	-
Cody Auditorium 2-1	-	-	-	-	-
Cody Auditorium 2-2	-	-	-	-	-
Cody Recreation Center 3-1	-	-	-	-	-
Cody Recreation Center 3-2	-	-	-	-	-
Southfork Fire Hall 4-1	-	-	-	-	-
Cody Recreation Center 4-2	-	-	-	-	-
Garland Community Church 6-1	-	-	-	-	-
Southfork Fire Hall 7-2	-	-	-	-	-
Meeteetse Senior Center 8-1	97	17	0	0	3
Meeteetse Senior Center 8-2	126	32	0	0	3
Meeteetse Senior Center 8-3	88	13	0	0	7
Powell Fairgrounds 9-1	-	-	-	-	-
Powell Fairgrounds 9-2	-	-	-	-	-
Powell Fairgrounds 9-4	-	-	-	-	-
Powell Fairgrounds 9-5	-	-	-	-	-
Powell Fairgrounds 9-7	-	-	-	-	-
Powell Fairgrounds 10-1	-	-	-	-	-
Powell Fairgrounds 10-2	-	-	-	-	-
Park County Courthouse 11-2	-	-	-	-	-
Wapiti School House 16-1	-	-	-	-	-
Mountain View Club 21-1	-	-	-	-	-
Powell Fairgrounds 23-1	-	-	-	-	-
Cody Auditorium 24-1	-	-	-	-	-
Cody Auditorium 24-2	-	-	-	-	-
Cody Auditorium 24-3	-	-	-	-	-
Cody Auditorium 25-1	-	-	-	-	-
Cody Auditorium 25-2	-	-	-	-	-
Cody Auditorium 25-3	-	-	-	-	-
Total	311	62	0	0	13



**Park County Official Precinct-by-Precinct Summary
Wyoming General Election - November 6, 2018**

	House District 50					District Court Judge, Fifth Judicial District Bill Simpson			
	David Northrup (R)	Mike Specht (D)	Write-Ins	Over Votes	Under Votes	Yes	No	Over Votes	Under Votes
Clark/Pioneer Recreation Center 1-1	220	85	6	0	8	214	68	0	37
Cody Auditorium 2-1	632	145	0	0	29	634	112	1	59
Cody Auditorium 2-2	416	132	0	1	20	521	76	0	52
Cody Recreation Center 3-1	497	99	0	0	17	507	73	0	33
Cody Recreation Center 3-2	708	153	3	0	36	707	119	0	74
Southfork Fire Hall 4-1	-	-	-	-	-	757	122	1	87
Cody Recreation Center 4-2	142	17	0	1	5	142	24	0	13
Garland Community Church 6-1	52	4	0	0	2	297	63	1	44
Southfork Fire Hall 7-2	-	-	-	-	-	43	3	0	7
Meeteetse Senior Center 8-1	-	-	-	-	-	89	12	0	16
Meeteetse Senior Center 8-2	-	-	-	-	-	114	37	0	10
Meeteetse Senior Center 8-3	-	-	-	-	-	74	17	0	17
Powell Fairgrounds 9-1	-	-	-	-	-	206	47	0	28
Powell Fairgrounds 9-2	-	-	-	-	-	206	40	0	13
Powell Fairgrounds 9-4	-	-	-	-	-	318	41	1	33
Powell Fairgrounds 9-5	-	-	-	-	-	326	36	0	22
Powell Fairgrounds 9-7	-	-	-	-	-	494	101	0	40
Powell Fairgrounds 10-1	9	1	0	0	0	277	51	0	40
Powell Fairgrounds 10-2	-	-	-	-	-	498	105	1	44
Park County Courthouse 11-2	38	12	0	0	2	38	11	0	3
Wapiti School House 16-1	-	-	-	-	-	417	49	0	74
Mountain View Club 21-1	401	61	7	0	17	382	65	0	39
Powell Fairgrounds 23-1	163	52	6	0	16	183	43	0	11
Cody Auditorium 24-1	10	2	0	0	0	427	70	0	28
Cody Auditorium 24-2	-	-	-	-	-	295	34	0	28
Cody Auditorium 24-3	-	-	-	-	-	129	20	0	14
Cody Auditorium 25-1	-	-	-	-	-	425	45	0	54
Cody Auditorium 25-2	-	-	-	-	-	328	36	0	32
Cody Auditorium 25-3	-	-	-	-	-	316	49	1	27
Total	3,288	763	22	2	152	9,364	1,569	6	979



**Park County Official Precinct-by-Precinct Summary
Wyoming General Election - November 6, 2018**

Circuit Court Judge, Fifth Judicial District Bruce B. Waters				
	Yes	No	Over Votes	Under Votes
Clark/Pioneer Recreation Center 1-1	210	55	0	54
Cody Auditorium 2-1	623	99	0	84
Cody Auditorium 2-2	490	93	0	66
Cody Recreation Center 3-1	491	74	0	48
Cody Recreation Center 3-2	692	105	0	103
Southfork Fire Hall 4-1	728	123	1	115
Cody Recreation Center 4-2	148	17	0	14
Garland Community Church 6-1	290	61	0	54
Southfork Fire Hall 7-2	38	0	0	15
Meeteetse Senior Center 8-1	89	11	0	17
Meeteetse Senior Center 8-2	113	38	0	10
Meeteetse Senior Center 8-3	72	17	0	19
Powell Fairgrounds 9-1	192	51	0	38
Powell Fairgrounds 9-2	198	36	0	25
Powell Fairgrounds 9-4	298	55	0	40
Powell Fairgrounds 9-5	316	40	0	28
Powell Fairgrounds 9-7	470	110	1	54
Powell Fairgrounds 10-1	263	59	0	46
Powell Fairgrounds 10-2	472	119	1	56
Park County Courthouse 11-2	35	9	0	8
Wapiti School House 16-1	383	67	0	90
Mountain View Club 21-1	367	67	0	52
Powell Fairgrounds 23-1	170	47	0	20
Cody Auditorium 24-1	390	87	1	47
Cody Auditorium 24-2	294	31	0	32
Cody Auditorium 24-3	129	13	0	21
Cody Auditorium 25-1	394	56	1	73
Cody Auditorium 25-2	321	39	0	36
Cody Auditorium 25-3	315	46	1	31
Total	8,991	1,625	6	1,296



**Platte County Official Precinct-by-Precinct Summary
Wyoming General Election - November 6, 2018**

	United States Senator					
	John Barrasso (R)	Gary Trauner (D)	Joseph Porambo (L)	Write-Ins	Over Votes	Under Votes
Wheatland Town One, FSB Conf. Ctr 1-1	214	60	7	0	0	4
Wheatland Town Two, FSB Conf. Ctr 1-2	189	84	8	0	0	1
Wheatland Town Three, FSB Conf. Ctr 1-3	346	124	20	0	0	1
Wheatland Town Four, FSB Conf. Ctr 1-4	226	82	11	0	0	7
Wheatland Rural, 4-H Building 1-6	370	81	16	1	0	4
Guernsey, Guernsey Sunrise School 2-1	379	155	24	1	0	2
Hartville, Guernsey Sunrise School 3-1	40	13	4	0	0	4
Glendo West, Glendo Town Hall 6-1	143	22	4	0	0	1
Glendo East, Glendo Town Hall 6-2	109	24	3	0	0	0
Slater, Chugwater Community Center 9-1	53	15	2	0	0	0
Chugwater, Chugwater Community Ctr 10-1	131	27	13	1	0	2
Rock Lake, 4-H Building 12-1	401	66	11	0	0	7
Sybilie Creek, 4-H Building 20-1	249	48	8	0	0	2
Total	2,850	801	131	3	0	35



**Platte County Official Precinct-by-Precinct Summary
Wyoming General Election - November 6, 2018**

United States Representative

	Liz Cheney (R)	Greg Hunter (D)	Richard Brubaker (L)	Daniel Clyde Cummings (C)	Write-Ins	Over Votes	Under Votes
Wheatland Town One, FSB Conf. Ctr 1-1	192	69	6	8	0	5	5
Wheatland Town Two, FSB Conf. Ctr 1-2	170	78	9	16	1	2	6
Wheatland Town Three, FSB Conf. Ctr 1-3	320	115	17	27	2	2	8
Wheatland Town Four, FSB Conf. Ctr 1-4	205	82	12	14	0	4	9
Wheatland Rural, 4-H Building 1-6	343	82	13	25	0	3	6
Guernsey, Guernsey Sunrise School 2-1	339	159	24	31	0	2	6
Hartville, Guernsey Sunrise School 3-1	37	13	0	8	0	1	2
Glendo West, Glendo Town Hall 6-1	131	23	6	8	0	1	1
Glendo East, Glendo Town Hall 6-2	102	26	1	5	0	0	2
Slater, Chugwater Community Center 9-1	47	15	1	5	0	1	1
Chugwater, Chugwater Community Ctr 10-1	130	30	6	7	0	0	1
Rock Lake, 4-H Building 12-1	377	64	10	17	1	4	12
Sybille Creek, 4-H Building 20-1	225	52	8	16	0	2	4
Total	2,618	808	113	187	4	27	63



**Platte County Official Precinct-by-Precinct Summary
Wyoming General Election - November 6, 2018**

	Governor						
	Mark Gordon (R)	Mary A. Throne (D)	Lawrence Gerard Struempf (L)	Rex "T-Rex" Rammell (C)	Write-Ins	Over Votes	Under Votes
Wheatland Town One, FSB Conf. Ctr 1-1	182	73	4	19	4	1	2
Wheatland Town Two, FSB Conf. Ctr 1-2	176	83	5	16	0	0	2
Wheatland Town Three, FSB Conf. Ctr 1-3	319	125	10	28	3	1	5
Wheatland Town Four, FSB Conf. Ctr 1-4	223	83	5	9	1	0	5
Wheatland Rural, 4-H Building 1-6	333	84	10	38	4	1	2
Guernsey, Guernsey Sunrise School 2-1	363	157	10	19	3	2	7
Hartville, Guernsey Sunrise School 3-1	33	18	0	6	0	0	4
Glendo West, Glendo Town Hall 6-1	139	22	3	3	0	0	3
Glendo East, Glendo Town Hall 6-2	102	26	2	2	4	0	0
Slater, Chugwater Community Center 9-1	48	15	2	4	0	0	1
Chugwater, Chugwater Community Ctr 10-1	117	35	0	17	2	0	3
Rock Lake, 4-H Building 12-1	385	66	3	26	1	0	4
Sybilie Creek, 4-H Building 20-1	224	58	5	19	0	0	1
Total	2,644	845	59	206	22	5	39



**Platte County Official Precinct-by-Precinct Summary
Wyoming General Election - November 6, 2018**

	Secretary of State					
	Edward Buchanan (R)	James W. Byrd (D)	Kit Carson III (L)	Write-Ins	Over Votes	Under Votes
Wheatland Town One, FSB Conf. Ctr 1-1	205	56	16	0	0	8
Wheatland Town Two, FSB Conf. Ctr 1-2	195	65	16	0	0	6
Wheatland Town Three, FSB Conf. Ctr 1-3	350	105	23	0	0	13
Wheatland Town Four, FSB Conf. Ctr 1-4	236	65	14	0	0	11
Wheatland Rural, 4-H Building 1-6	373	65	22	0	0	12
Guernsey, Guernsey Sunrise School 2-1	376	144	29	0	0	12
Hartville, Guernsey Sunrise School 3-1	37	13	7	0	0	4
Glendo West, Glendo Town Hall 6-1	140	20	7	0	0	3
Glendo East, Glendo Town Hall 6-2	111	19	1	0	0	5
Slater, Chugwater Community Center 9-1	55	11	3	0	0	1
Chugwater, Chugwater Community Ctr 10-1	138	26	9	0	0	1
Rock Lake, 4-H Building 12-1	399	52	18	0	0	16
Sybilie Creek, 4-H Building 20-1	242	40	16	0	0	9
Total	2,857	681	181	0	0	101



**Platte County Official Precinct-by-Precinct Summary
Wyoming General Election - November 6, 2018**

	State Auditor				
	Kristi Racines (R)	Jeff Dockter (D)	Write-Ins	Over Votes	Under Votes
Wheatland Town One, FSB Conf. Ctr 1-1	212	63	0	0	10
Wheatland Town Two, FSB Conf. Ctr 1-2	202	72	0	0	8
Wheatland Town Three, FSB Conf. Ctr 1-3	359	114	0	0	18
Wheatland Town Four, FSB Conf. Ctr 1-4	238	77	0	1	10
Wheatland Rural, 4-H Building 1-6	387	77	0	1	7
Guernsey, Guernsey Sunrise School 2-1	389	148	0	0	24
Hartville, Guernsey Sunrise School 3-1	42	13	0	0	6
Glendo West, Glendo Town Hall 6-1	143	23	0	0	4
Glendo East, Glendo Town Hall 6-2	111	21	0	0	4
Slater, Chugwater Community Center 9-1	55	14	0	0	1
Chugwater, Chugwater Community Ctr 10-1	146	27	0	0	1
Rock Lake, 4-H Building 12-1	402	53	0	0	30
Sybilie Creek, 4-H Building 20-1	250	47	0	0	10
Total	2,936	749	0	2	133



**Platte County Official Precinct-by-Precinct Summary
Wyoming General Election - November 6, 2018**

	State Treasurer					Superintendent of Public Instruction			
	Curt Meier (R)	Chris Lowry (D)	Write-Ins	Over Votes	Under Votes	Jillian Balow (R)	Write-Ins	Over Votes	Under Votes
Wheatland Town One, FSB Conf. Ctr 1-1	208	65	0	0	12	237	4	0	44
Wheatland Town Two, FSB Conf. Ctr 1-2	200	75	0	0	7	231	2	0	49
Wheatland Town Three, FSB Conf. Ctr 1-3	364	104	0	1	22	419	9	0	63
Wheatland Town Four, FSB Conf. Ctr 1-4	245	72	0	0	9	273	7	0	46
Wheatland Rural, 4-H Building 1-6	390	73	0	0	9	407	6	0	59
Guernsey, Guernsey Sunrise School 2-1	388	150	0	0	23	483	5	0	73
Hartville, Guernsey Sunrise School 3-1	42	15	0	0	4	46	0	0	15
Glendo West, Glendo Town Hall 6-1	149	19	0	0	2	157	0	0	13
Glendo East, Glendo Town Hall 6-2	108	26	0	0	2	119	0	0	17
Slater, Chugwater Community Center 9-1	53	16	0	0	1	54	1	0	15
Chugwater, Chugwater Community Ctr 10-1	145	27	0	0	2	151	4	0	19
Rock Lake, 4-H Building 12-1	410	59	0	0	16	414	8	0	63
Sybilie Creek, 4-H Building 20-1	252	46	0	0	9	259	2	0	46
Total	2,954	747	0	1	118	3,250	48	0	522



**Platte County Official Precinct-by-Precinct Summary
Wyoming General Election - November 6, 2018**

	House District 4				District Court Judge, Eighth Judicial District F. Scott Peasley			
	Dan R. Kirkbride (R)	Write-Ins	Over Votes	Under Votes	Yes	No	Over Votes	Under Votes
Wheatland Town One, FSB Conf. Ctr 1-1	242	5	0	38	231	37	0	17
Wheatland Town Two, FSB Conf. Ctr 1-2	244	0	0	38	229	35	0	18
Wheatland Town Three, FSB Conf. Ctr 1-3	418	8	0	65	389	65	0	37
Wheatland Town Four, FSB Conf. Ctr 1-4	280	6	0	40	261	45	0	20
Wheatland Rural, 4-H Building 1-6	398	15	0	59	350	77	0	45
Guernsey, Guernsey Sunrise School 2-1	481	4	0	76	414	96	0	51
Hartville, Guernsey Sunrise School 3-1	46	2	0	13	37	18	0	6
Glendo West, Glendo Town Hall 6-1	156	1	0	13	121	36	0	13
Glendo East, Glendo Town Hall 6-2	116	4	0	16	107	14	0	15
Slater, Chugwater Community Center 9-1	53	1	0	16	44	17	0	9
Chugwater, Chugwater Community Ctr 10-1	139	11	0	24	115	30	0	29
Rock Lake, 4-H Building 12-1	420	10	0	55	380	68	0	37
Sybille Creek, 4-H Building 20-1	266	5	0	36	243	42	0	22
Total	3,259	72	0	489	2,921	580	0	319



**Platte County Official Precinct-by-Precinct Summary
Wyoming General Election - November 6, 2018**

Circuit Court Judge, Eighth Judicial District Randal R. Arp				
	Yes	No	Over Votes	Under Votes
Wheatland Town One, FSB Conf. Ctr 1-1	214	45	0	26
Wheatland Town Two, FSB Conf. Ctr 1-2	203	50	0	29
Wheatland Town Three, FSB Conf. Ctr 1-3	354	73	0	64
Wheatland Town Four, FSB Conf. Ctr 1-4	235	58	0	33
Wheatland Rural, 4-H Building 1-6	323	90	0	59
Guernsey, Guernsey Sunrise School 2-1	396	97	0	68
Hartville, Guernsey Sunrise School 3-1	33	18	0	10
Glendo West, Glendo Town Hall 6-1	114	36	0	20
Glendo East, Glendo Town Hall 6-2	91	25	0	20
Slater, Chugwater Community Center 9-1	41	17	0	12
Chugwater, Chugwater Community Ctr 10-1	115	28	0	31
Rock Lake, 4-H Building 12-1	342	82	0	61
Sybilie Creek, 4-H Building 20-1	222	49	0	36
Total	2,683	668	0	469



**Sheridan County Official Precinct-by-Precinct Summary
Wyoming General Election - November 6, 2018**

	United States Senator					
	John Barrasso (R)	Gary Trauner (D)	Joseph Porambo (L)	Write-Ins	Over Votes	Under Votes
Ed Hammer Inc. 1-1	268	101	12	0	0	4
Exhibit Hall 2-1	262	108	12	0	2	7
Exhibit Hall 2-2	212	136	7	3	0	4
Exhibit Hall 2-3	496	193	16	0	1	7
Exhibit Hall 2-4	322	148	10	1	0	1
Exhibit Hall 2-5	653	307	19	0	0	14
County Courthouse 3-2	150	139	8	1	0	5
Holy Name Church 3-3	168	84	4	0	0	2
The Rock Church 3-4	372	199	20	1	0	4
Calvary Baptist Church 3-5	479	191	14	1	0	5
Water Products Inc. 4-2	337	174	12	4	0	3
Holy Name Church 4-3	385	167	14	1	0	3
Holy Name Church 4-4	82	52	10	0	0	0
Tourist Information Center 5-1	85	29	2	0	0	2
Bethesda Worship 6-1	397	123	7	0	0	2
Beckton School House Building 7-1	201	60	9	0	0	2
Story Woman's Club 8-1	342	151	14	2	0	4
Powder River Community Center 9-1	37	6	1	0	0	0
Clearmont Town Hall 10-1	121	13	3	0	0	4
Bethesda Worship 11-1	466	141	15	4	0	5
Big Horn Women's Club 12-1	901	299	27	2	0	12
Exhibit Hall 13-1	266	93	3	0	0	1
Wyarno Fire Hall 16-1	159	28	1	0	0	1
Ranchester Town Hall 17-1	267	53	7	0	0	1
Ranchester Town Hall 17-2	203	46	6	1	0	2
Ranchester Town Hall 18-1	38	9	0	0	0	1
Prarie Dog Community Center 19-1	194	48	4	0	0	0
Dayton Town Hall 20-1	357	86	4	0	0	2
Dayton Town Hall 20-2	98	21	0	0	0	0
Total	8,318	3,205	261	21	3	98



**Sheridan County Official Precinct-by-Precinct Summary
Wyoming General Election - November 6, 2018**

	United States Representative						
	Liz Cheney (R)	Greg Hunter (D)	Richard Brubaker (L)	Daniel Clyde Cummings (C)	Write-Ins	Over Votes	Under Votes
Ed Hammer Inc. 1-1	241	103	14	19	0	1	7
Exhibit Hall 2-1	244	115	12	10	1	1	8
Exhibit Hall 2-2	200	138	14	6	2	0	2
Exhibit Hall 2-3	458	197	19	19	0	4	16
Exhibit Hall 2-4	294	159	12	13	1	0	3
Exhibit Hall 2-5	616	305	22	17	3	0	30
County Courthouse 3-2	137	143	9	5	2	0	7
Holy Name Church 3-3	148	83	6	15	1	1	4
The Rock Church 3-4	339	200	22	15	0	2	18
Calvary Baptist Church 3-5	458	190	18	14	0	1	9
Water Products Inc. 4-2	311	179	14	17	0	0	9
Holy Name Church 4-3	358	167	20	14	1	0	10
Holy Name Church 4-4	80	53	2	8	0	0	1
Tourist Information Center 5-1	80	30	5	2	0	0	1
Bethesda Worship 6-1	377	124	17	5	0	0	6
Beckton School House Building 7-1	187	63	9	6	0	1	6
Story Woman's Club 8-1	322	158	12	14	0	0	7
Powder River Community Center 9-1	36	6	2	0	0	0	0
Clearmont Town Hall 10-1	116	14	5	4	0	0	2
Bethesda Worship 11-1	427	142	23	22	3	0	14
Big Horn Women's Club 12-1	860	289	32	25	3	4	28
Exhibit Hall 13-1	247	96	5	5	0	0	10
Wyarno Fire Hall 16-1	148	32	2	5	0	0	2
Ranchester Town Hall 17-1	242	57	10	10	0	0	9
Ranchester Town Hall 17-2	188	54	5	4	0	1	6
Ranchester Town Hall 18-1	35	10	1	0	0	0	2
Prarie Dog Community Center 19-1	181	47	5	8	0	0	5
Dayton Town Hall 20-1	326	95	7	14	0	0	7
Dayton Town Hall 20-2	93	21	1	1	0	1	2
Total	7,749	3,270	325	297	17	17	231



**Sheridan County Official Precinct-by-Precinct Summary
Wyoming General Election - November 6, 2018**

	Governor						
	Mark Gordon (R)	Mary A. Throne (D)	Lawrence Gerard Struempf (L)	Rex "T-Rex" Rammell (C)	Write-Ins	Over Votes	Under Votes
Ed Hammer Inc. 1-1	273	81	7	17	2	0	5
Exhibit Hall 2-1	281	94	5	6	0	0	5
Exhibit Hall 2-2	236	112	5	5	2	0	2
Exhibit Hall 2-3	510	171	10	12	2	1	7
Exhibit Hall 2-4	333	131	4	7	3	0	4
Exhibit Hall 2-5	729	236	6	15	2	0	5
County Courthouse 3-2	172	116	4	6	2	0	3
Holy Name Church 3-3	180	68	3	5	0	0	2
The Rock Church 3-4	408	168	5	8	2	0	5
Calvary Baptist Church 3-5	522	150	6	7	1	0	4
Water Products Inc. 4-2	354	152	3	17	1	0	3
Holy Name Church 4-3	386	157	8	9	2	1	7
Holy Name Church 4-4	85	49	2	7	0	0	1
Tourist Information Center 5-1	89	23	1	5	0	0	0
Bethesda Worship 6-1	421	91	7	8	2	0	0
Beckton School House Building 7-1	218	43	3	3	1	0	4
Story Woman's Club 8-1	354	135	5	10	4	0	5
Powder River Community Center 9-1	34	5	1	1	1	0	2
Clearmont Town Hall 10-1	120	10	3	4	2	0	2
Bethesda Worship 11-1	485	118	4	16	6	0	2
Big Horn Women's Club 12-1	973	218	15	24	4	1	6
Exhibit Hall 13-1	274	77	4	3	2	1	2
Wyarno Fire Hall 16-1	161	18	1	3	3	0	3
Ranchester Town Hall 17-1	256	53	1	13	2	0	3
Ranchester Town Hall 17-2	187	50	4	8	8	0	1
Ranchester Town Hall 18-1	41	6	0	1	0	0	0
Prarie Dog Community Center 19-1	203	37	1	5	0	0	0
Dayton Town Hall 20-1	356	76	3	10	1	0	3
Dayton Town Hall 20-2	86	22	0	8	1	0	2
Total	8,727	2,667	121	243	56	4	88



**Sheridan County Official Precinct-by-Precinct Summary
Wyoming General Election - November 6, 2018**

	Secretary of State					
	Edward Buchanan (R)	James W. Byrd (D)	Kit Carson III (L)	Write-Ins	Over Votes	Under Votes
Ed Hammer Inc. 1-1	267	91	20	0	0	7
Exhibit Hall 2-1	267	96	15	0	0	13
Exhibit Hall 2-2	226	117	6	1	0	12
Exhibit Hall 2-3	503	166	22	0	2	20
Exhibit Hall 2-4	332	116	23	1	0	10
Exhibit Hall 2-5	690	251	25	0	0	27
County Courthouse 3-2	154	122	11	0	0	16
Holy Name Church 3-3	171	63	18	0	0	6
The Rock Church 3-4	384	166	24	0	0	22
Calvary Baptist Church 3-5	503	153	17	0	0	17
Water Products Inc. 4-2	333	155	30	1	0	11
Holy Name Church 4-3	378	150	26	0	1	15
Holy Name Church 4-4	75	50	17	0	0	2
Tourist Information Center 5-1	83	25	8	0	0	2
Bethesda Worship 6-1	411	91	18	0	0	9
Beckton School House Building 7-1	206	50	8	0	0	8
Story Woman's Club 8-1	345	138	20	1	0	9
Powder River Community Center 9-1	32	9	3	0	0	0
Clearmont Town Hall 10-1	116	11	7	0	0	7
Bethesda Worship 11-1	474	122	23	0	0	12
Big Horn Women's Club 12-1	934	230	37	0	0	40
Exhibit Hall 13-1	261	77	14	0	0	11
Wyarno Fire Hall 16-1	157	22	6	0	0	4
Ranchester Town Hall 17-1	253	51	10	2	0	12
Ranchester Town Hall 17-2	197	44	7	0	0	10
Ranchester Town Hall 18-1	37	7	1	0	0	3
Prarie Dog Community Center 19-1	188	40	7	0	0	11
Dayton Town Hall 20-1	344	73	15	0	0	17
Dayton Town Hall 20-2	99	16	2	0	0	2
Total	8,420	2,702	440	6	3	335



**Sheridan County Official Precinct-by-Precinct Summary
Wyoming General Election - November 6, 2018**

	State Auditor				
	Kristi Racines (R)	Jeff Dockter (D)	Write-Ins	Over Votes	Under Votes
Ed Hammer Inc. 1-1	283	88	0	0	14
Exhibit Hall 2-1	279	99	0	0	13
Exhibit Hall 2-2	249	103	1	0	9
Exhibit Hall 2-3	526	157	1	1	28
Exhibit Hall 2-4	346	118	2	0	16
Exhibit Hall 2-5	737	213	3	0	40
County Courthouse 3-2	178	113	0	0	12
Holy Name Church 3-3	191	57	0	0	10
The Rock Church 3-4	402	162	2	0	30
Calvary Baptist Church 3-5	518	149	0	0	23
Water Products Inc. 4-2	343	170	1	0	16
Holy Name Church 4-3	394	152	3	0	21
Holy Name Church 4-4	98	41	0	0	5
Tourist Information Center 5-1	89	27	0	0	2
Bethesda Worship 6-1	437	80	0	0	12
Beckton School House Building 7-1	215	43	0	0	14
Story Woman's Club 8-1	358	136	2	0	17
Powder River Community Center 9-1	35	8	0	0	1
Clearmont Town Hall 10-1	121	13	0	0	7
Bethesda Worship 11-1	498	111	0	0	22
Big Horn Women's Club 12-1	978	215	1	0	47
Exhibit Hall 13-1	266	80	0	0	17
Wyarno Fire Hall 16-1	158	23	0	0	8
Ranchester Town Hall 17-1	267	43	1	0	17
Ranchester Town Hall 17-2	202	44	1	0	11
Ranchester Town Hall 18-1	39	6	0	0	3
Prarie Dog Community Center 19-1	197	36	0	0	13
Dayton Town Hall 20-1	362	67	1	0	19
Dayton Town Hall 20-2	101	15	0	0	3
Total	8,867	2,569	19	1	450



**Sheridan County Official Precinct-by-Precinct Summary
Wyoming General Election - November 6, 2018**

	State Treasurer					Superintendent of Public Instruction			
	Curt Meier (R)	Chris Lowry (D)	Write-Ins	Over Votes	Under Votes	Jillian Balow (R)	Write-Ins	Over Votes	Under Votes
Ed Hammer Inc. 1-1	283	87	1	0	14	319	4	0	62
Exhibit Hall 2-1	279	102	0	0	10	314	4	0	73
Exhibit Hall 2-2	228	120	1	0	13	274	7	0	81
Exhibit Hall 2-3	518	164	0	1	30	554	9	1	149
Exhibit Hall 2-4	335	135	1	0	11	394	7	0	81
Exhibit Hall 2-5	707	245	1	0	40	794	9	0	190
County Courthouse 3-2	171	112	0	0	20	218	5	0	80
Holy Name Church 3-3	180	67	0	0	11	200	8	0	50
The Rock Church 3-4	400	164	2	0	30	436	9	0	151
Calvary Baptist Church 3-5	507	159	1	0	23	574	7	0	109
Water Products Inc. 4-2	347	169	1	0	13	420	14	0	96
Holy Name Church 4-3	380	169	1	0	20	450	13	0	107
Holy Name Church 4-4	90	49	0	0	5	115	5	0	24
Tourist Information Center 5-1	90	27	0	0	1	98	3	0	17
Bethesda Worship 6-1	428	83	0	0	18	442	7	0	80
Beckton School House Building 7-1	214	46	0	0	12	230	1	0	41
Story Woman's Club 8-1	350	143	3	0	17	374	7	0	132
Powder River Community Center 9-1	36	6	0	0	2	38	0	0	6
Clearmont Town Hall 10-1	115	17	0	0	9	126	0	0	15
Bethesda Worship 11-1	490	120	1	0	20	529	8	0	94
Big Horn Women's Club 12-1	967	222	2	0	50	1024	14	0	203
Exhibit Hall 13-1	260	88	0	0	15	289	3	0	71
Wyarno Fire Hall 16-1	162	23	0	0	4	160	0	0	29
Ranchester Town Hall 17-1	261	52	0	0	15	289	3	0	36
Ranchester Town Hall 17-2	196	54	0	0	8	212	3	0	43
Ranchester Town Hall 18-1	36	7	0	0	5	38	0	0	10
Prarie Dog Community Center 19-1	191	42	0	0	13	198	5	0	43
Dayton Town Hall 20-1	346	81	0	0	22	381	4	0	64
Dayton Town Hall 20-2	96	19	0	0	4	100	0	0	19
Total	8,663	2,772	15	1	455	9,590	159	1	2,156



**Sheridan County Official Precinct-by-Precinct Summary
Wyoming General Election - November 6, 2018**

	Senate District 21					House District 29			
	Bo Biteman (R)	Hollis Hackman (D)	Write-Ins	Over Votes	Under Votes	Mark S. Kinner (R)	Write-Ins	Over Votes	Under Votes
Ed Hammer Inc. 1-1	259	109	0	0	11	318	10	0	51
Exhibit Hall 2-1	252	127	0	0	12	327	4	0	60
Exhibit Hall 2-2	194	163	1	0	4	-	-	-	-
Exhibit Hall 2-3	437	240	2	1	33	585	9	2	117
Exhibit Hall 2-4	285	187	1	0	9	403	7	0	72
Exhibit Hall 2-5	555	407	2	1	28	-	-	-	-
County Courthouse 3-2	131	167	0	0	5	218	2	0	83
Holy Name Church 3-3	71	43	0	0	1	100	1	0	14
The Rock Church 3-4	352	226	1	1	16	478	5	0	113
Calvary Baptist Church 3-5	-	-	-	-	-	-	-	-	-
Water Products Inc. 4-2	-	-	-	-	-	-	-	-	-
Holy Name Church 4-3	-	-	-	-	-	-	-	-	-
Holy Name Church 4-4	75	67	0	0	2	121	5	0	18
Tourist Information Center 5-1	-	-	-	-	-	-	-	-	-
Bethesda Worship 6-1	-	-	-	-	-	-	-	-	-
Beckton School House Building 7-1	184	79	0	0	9	-	-	-	-
Story Woman's Club 8-1	336	164	1	0	12	-	-	-	-
Powder River Community Center 9-1	-	-	-	-	-	-	-	-	-
Clearmont Town Hall 10-1	-	-	-	-	-	-	-	-	-
Bethesda Worship 11-1	55	44	0	0	2	-	-	-	-
Big Horn Women's Club 12-1	806	384	7	0	44	-	-	-	-
Exhibit Hall 13-1	236	118	0	0	9	-	-	-	-
Wyarno Fire Hall 16-1	-	-	-	-	-	-	-	-	-
Ranchester Town Hall 17-1	251	71	0	0	6	-	-	-	-
Ranchester Town Hall 17-2	198	58	0	0	2	-	-	-	-
Ranchester Town Hall 18-1	38	8	0	0	2	-	-	-	-
Prarie Dog Community Center 19-1	-	-	-	-	-	-	-	-	-
Dayton Town Hall 20-1	320	120	1	0	8	-	-	-	-
Dayton Town Hall 20-2	90	28	0	0	1	-	-	-	-
Total	5,125	2,810	16	3	216	2,550	43	2	528



**Sheridan County Official Precinct-by-Precinct Summary
Wyoming General Election - November 6, 2018**

	House District 30				House District 40				
	Mark Jennings (R)	Write-Ins	Over Votes	Under Votes	Richard L. Tass (R)	Chris Schock (I)	Write-Ins	Over Votes	Under Votes
Ed Hammer Inc. 1-1	4	0	0	2	-	-	-	-	-
Exhibit Hall 2-1	0	0	0	0	-	-	-	-	-
Exhibit Hall 2-2	-	-	-	-	-	-	-	-	-
Exhibit Hall 2-3	-	-	-	-	-	-	-	-	-
Exhibit Hall 2-4	-	-	-	-	-	-	-	-	-
Exhibit Hall 2-5	-	-	-	-	-	-	-	-	-
County Courthouse 3-2	-	-	-	-	-	-	-	-	-
Holy Name Church 3-3	106	9	0	28	-	-	-	-	-
The Rock Church 3-4	-	-	-	-	-	-	-	-	-
Calvary Baptist Church 3-5	556	19	0	115	-	-	-	-	-
Water Products Inc. 4-2	412	23	0	95	-	-	-	-	-
Holy Name Church 4-3	458	12	0	100	-	-	-	-	-
Holy Name Church 4-4	-	-	-	-	-	-	-	-	-
Tourist Information Center 5-1	98	3	0	17	-	-	-	-	-
Bethesda Worship 6-1	430	17	0	82	-	-	-	-	-
Beckton School House Building 7-1	-	-	-	-	-	-	-	-	-
Story Woman's Club 8-1	-	-	-	-	-	-	-	-	-
Powder River Community Center 9-1	-	-	-	-	30	13	0	0	1
Clearmont Town Hall 10-1	-	-	-	-	41	95	0	0	5
Bethesda Worship 11-1	443	11	0	76	-	-	-	-	-
Big Horn Women's Club 12-1	-	-	-	-	-	-	-	-	-
Exhibit Hall 13-1	-	-	-	-	-	-	-	-	-
Wyarno Fire Hall 16-1	166	5	0	18	-	-	-	-	-
Ranchester Town Hall 17-1	-	-	-	-	-	-	-	-	-
Ranchester Town Hall 17-2	-	-	-	-	-	-	-	-	-
Ranchester Town Hall 18-1	-	-	-	-	-	-	-	-	-
Prarie Dog Community Center 19-1	197	11	0	38	-	-	-	-	-
Dayton Town Hall 20-1	-	-	-	-	-	-	-	-	-
Dayton Town Hall 20-2	-	-	-	-	-	-	-	-	-
Total	2,870	110	0	571	71	108	0	0	6



**Sheridan County Official Precinct-by-Precinct Summary
Wyoming General Election - November 6, 2018**

	House District 51				Circuit Court Judge, Fourth Judicial District Shelley A Cundiff			
	Cyrus Western (R)	Write-Ins	Over Votes	Under Votes	Yes	No	Over Votes	Under Votes
Ed Hammer Inc. 1-1	-	-	-	-	243	88	0	54
Exhibit Hall 2-1	-	-	-	-	232	107	0	52
Exhibit Hall 2-2	271	6	0	85	235	65	0	62
Exhibit Hall 2-3	0	0	0	0	451	165	0	97
Exhibit Hall 2-4	-	-	-	-	307	119	1	55
Exhibit Hall 2-5	808	8	1	176	635	219	0	139
County Courthouse 3-2	-	-	-	-	189	73	0	41
Holy Name Church 3-3	-	-	-	-	158	60	0	40
The Rock Church 3-4	-	-	-	-	377	132	0	87
Calvary Baptist Church 3-5	-	-	-	-	452	146	0	92
Water Products Inc. 4-2	-	-	-	-	331	128	0	71
Holy Name Church 4-3	-	-	-	-	373	124	0	73
Holy Name Church 4-4	-	-	-	-	86	42	0	16
Tourist Information Center 5-1	-	-	-	-	78	28	0	12
Bethesda Worship 6-1	-	-	-	-	358	118	0	53
Beckton School House Building 7-1	229	4	0	39	180	48	0	44
Story Woman's Club 8-1	389	5	0	119	316	97	0	100
Powder River Community Center 9-1	-	-	-	-	22	17	0	5
Clearmont Town Hall 10-1	-	-	-	-	83	44	0	14
Bethesda Worship 11-1	87	2	0	12	413	132	0	86
Big Horn Women's Club 12-1	1,042	17	0	182	808	227	0	206
Exhibit Hall 13-1	300	2	0	61	244	71	0	48
Wyarno Fire Hall 16-1	-	-	-	-	129	33	0	27
Ranchester Town Hall 17-1	288	4	0	36	220	70	0	38
Ranchester Town Hall 17-2	213	10	0	35	172	50	0	36
Ranchester Town Hall 18-1	38	4	0	6	35	7	0	6
Prarie Dog Community Center 19-1	-	-	-	-	150	61	0	35
Dayton Town Hall 20-1	375	12	0	62	337	69	0	43
Dayton Town Hall 20-2	100	2	0	17	88	18	0	13
Total	4,140	76	1	830	7,702	2,558	1	1,645



**Sublette County Official Precinct-by-Precinct Summary
Wyoming General Election - November 6, 2018**

Wrangler Gym 1-1
 Wrangler Gym 1-3
 Boulder Community Center 1-4
 Marbleton Senior Center 2-1
 Marbleton Senior Center 2-2
 Daniel School House 4-1
 Daniel School House 4-2
 Bondurant Elementary School 5-1

United States Senator						
John Barrasso (R)	Gary Trauner (D)	Joseph Porambo (L)	Write-Ins	Over Votes	Under Votes	
536	230	22	0	0	10	
578	155	22	0	0	7	
354	70	13	1	0	7	
468	47	5	0	0	5	
230	34	5	1	0	1	
186	54	6	0	0	4	
171	36	6	0	0	5	
130	42	5	0	0	2	
Total	2,653	668	84	2	0	41



**Sublette County Official Precinct-by-Precinct Summary
Wyoming General Election - November 6, 2018**

United States Representative

	Liz Cheney (R)	Greg Hunter (D)	Richard Brubaker (L)	Daniel Clyde Cummings (C)	Write-Ins	Over Votes	Under Votes
Wrangler Gym 1-1	487	240	28	19	0	0	24
Wrangler Gym 1-3	550	153	25	20	0	0	14
Boulder Community Center 1-4	341	62	17	16	0	0	9
Marbleton Senior Center 2-1	447	45	9	11	1	0	12
Marbleton Senior Center 2-2	225	33	7	3	0	0	3
Daniel School House 4-1	183	52	3	4	1	3	4
Daniel School House 4-2	159	36	7	11	0	0	5
Bondurant Elementary School 5-1	130	42	4	1	0	1	1
Total	2,522	663	100	85	2	4	72



**Sublette County Official Precinct-by-Precinct Summary
Wyoming General Election - November 6, 2018**

Wrangler Gym 1-1
 Wrangler Gym 1-3
 Boulder Community Center 1-4
 Marbleton Senior Center 2-1
 Marbleton Senior Center 2-2
 Daniel School House 4-1
 Daniel School House 4-2
 Bondurant Elementary School 5-1

Governor						
Mark Gordon (R)	Mary A. Throne (D)	Lawrence Gerard Struempf (L)	Rex "T-Rex" Rammell (C)	Write-Ins	Over Votes	Under Votes
561	201	10	11	4	0	11
574	146	15	16	0	1	10
348	62	5	20	3	0	7
459	45	2	12	1	0	6
227	30	4	6	1	0	3
192	51	2	3	1	0	1
174	25	4	9	2	0	4
129	42	0	4	1	0	3
Total	602	42	81	13	1	45



**Sublette County Official Precinct-by-Precinct Summary
Wyoming General Election - November 6, 2018**

Wrangler Gym 1-1
 Wrangler Gym 1-3
 Boulder Community Center 1-4
 Marbleton Senior Center 2-1
 Marbleton Senior Center 2-2
 Daniel School House 4-1
 Daniel School House 4-2
 Bondurant Elementary School 5-1
Total

Secretary of State					
Edward Buchanan (R)	James W. Byrd (D)	Kit Carson III (L)	Write-Ins	Over Votes	Under Votes
542	196	25	0	0	35
559	131	43	0	0	29
334	65	22	0	0	24
456	36	14	0	0	19
226	32	6	0	0	7
184	48	12	0	0	6
168	29	6	0	0	15
122	38	13	0	0	6
2,591	575	141	0	0	141



**Sublette County Official Precinct-by-Precinct Summary
Wyoming General Election - November 6, 2018**

Wrangler Gym 1-1
 Wrangler Gym 1-3
 Boulder Community Center 1-4
 Marbleton Senior Center 2-1
 Marbleton Senior Center 2-2
 Daniel School House 4-1
 Daniel School House 4-2
 Bondurant Elementary School 5-1

State Auditor					
	Kristi Racines (R)	Jeff Dockter (D)	Write-Ins	Over Votes	Under Votes
	568	188	1	0	41
	598	133	0	0	31
	365	63	1	0	16
	472	35	0	0	18
	232	30	0	0	9
	192	48	0	0	10
	173	27	0	0	18
	134	36	0	0	9
Total	2,734	560	2	0	152



**Sublette County Official Precinct-by-Precinct Summary
Wyoming General Election - November 6, 2018**

Wrangler Gym 1-1
 Wrangler Gym 1-3
 Boulder Community Center 1-4
 Marbleton Senior Center 2-1
 Marbleton Senior Center 2-2
 Daniel School House 4-1
 Daniel School House 4-2
 Bondurant Elementary School 5-1
Total

State Treasurer						Superintendent of Public Instruction				
Curt Meier (R)	Chris Lowry (D)	Write-Ins	Over Votes	Under Votes		Jillian Balow (R)	Write-Ins	Over Votes	Under Votes	
559	196	0	0	43		611	11	0	176	
594	134	0	0	34		641	9	0	112	
361	61	1	0	22		390	5	0	50	
472	39	0	0	14		480	3	0	42	
226	36	0	0	9		251	0	0	20	
188	51	0	0	11		209	1	0	40	
172	28	0	0	18		180	1	0	37	
130	38	0	0	11		136	1	0	42	
2,702	583	1	0	162		2,898	31	0	519	



**Sublette County Official Precinct-by-Precinct Summary
Wyoming General Election - November 6, 2018**

Wrangler Gym 1-1
 Wrangler Gym 1-3
 Boulder Community Center 1-4
 Marbleton Senior Center 2-1
 Marbleton Senior Center 2-2
 Daniel School House 4-1
 Daniel School House 4-2
 Bondurant Elementary School 5-1

House District 20					House District 22				
Albert Sommers (R)	Write-Ins	Over Votes	Under Votes		Marti Halverson (R)	Jim Roscoe (I)	Write-Ins	Over Votes	Under Votes
711	6	0	81		-	-	-	-	-
687	8	0	67		-	-	-	-	-
401	4	0	40		-	-	-	-	-
483	9	0	33		-	-	-	-	-
248	1	0	22		-	-	-	-	-
219	1	1	29		-	-	-	-	-
-	-	-	-		109	102	0	1	6
-	-	-	-		95	77	0	1	6
Total	2,749	29	1	272	204	179	0	2	12



**Sublette County Official Precinct-by-Precinct Summary
Wyoming General Election - November 6, 2018**

	District Court Judge, Ninth Judicial District Timothy C. Day				Circuit Court Judge, Ninth Judicial District Wesley A. Roberts			
	Yes	No	Over Votes	Under Votes	Yes	No	Over Votes	Under Votes
Wrangler Gym 1-1	548	104	0	146	542	92	0	164
Wrangler Gym 1-3	540	94	0	128	527	93	0	142
Boulder Community Center 1-4	307	70	0	68	309	60	0	76
Marbleton Senior Center 2-1	401	72	0	52	392	68	0	65
Marbleton Senior Center 2-2	203	38	0	30	194	42	0	35
Daniel School House 4-1	188	31	0	31	178	29	0	43
Daniel School House 4-2	152	25	0	41	143	25	0	50
Bondurant Elementary School 5-1	111	35	0	33	96	34	0	49
Total	2,450	469	0	529	2,381	443	0	624



**Sweetwater County Official Precinct-by-Precinct Summary
Wyoming General Election - November 6, 2018**

United States Senator						
	John Barrasso (R)	Gary Trauner (D)	Joseph Porambo (L)	Write-Ins	Over Votes	Under Votes
Granger Town Hall 1-1	49	16	3	0	0	0
RS 1st United Methodist Church 3-2	568	275	33	0	1	10
RS 1st United Methodist Church 3-3	190	80	9	0	0	8
RS Civic Center 3-4	61	24	1	0	0	1
RS SWC HHS Building 3-5	153	120	7	0	0	3
RS SWC HHS Building 4-1	179	147	5	1	0	1
RS White Mountain Library 4-2	169	84	17	0	1	3
RS SWC HHS Building 4-3	161	56	14	0	0	1
RS 1st Congregation Church 4-4	400	213	25	1	0	15
RS Western WY Comm. College 5-1	107	58	8	0	1	2
RS Western WY Comm. College 5-2	782	341	43	4	1	18
RS School Administration Bldg. 5-3	468	226	21	2	0	11
RS School Administration Bldg. 5-4	375	159	12	2	0	6
RS White Mountain Library 5-5	162	81	8	2	0	1
RS Civic Center 6-1	222	136	17	0	0	5
RS County Events Complex 6-2	245	104	13	1	0	4
RS Western WY Comm. College 6-3	199	87	12	0	0	0
RS County Events Complex 6-4	117	51	13	0	0	1
RS County Events Complex 7-1	516	143	16	0	0	2
RS County Events Complex 7-2	149	14	4	0	1	4
Jamestown K-Motive Building 9-1	87	35	8	0	0	2
Jamestown K-Motive Building 9-2	37	11	2	0	0	0
GR Sweetwater County Library 10-1	270	217	19	4	0	5
GR Immaculate Conception Catholic Ch 10-2	123	80	3	1	0	0
GR Immaculate Conception Catholic Ch 10-3	352	134	20	2	0	4
GR Recreation Center 10-4	967	474	38	2	0	13
GR Mansface Church 10-5	236	124	15	0	0	6
GR Immaculate Conception Catholic Ch 10-6	287	183	17	0	0	8
GR Mansface Church 10-7	289	136	9	0	0	2
Reliance Fire Station 12-1	111	47	6	0	0	0
Fon Slagowski's Residence/Washam 13-1	21	4	0	0	0	0
Superior Administration Building 19-1	81	30	5	0	0	0
Farson Community Hall 20-1	241	19	4	0	0	1
Point of Rocks Roger Varley Res 21-1	15	13	0	0	0	0
Wamsutter Town Hall 23-1	87	10	0	1	0	1
McKinnon School Building 24-1	51	6	3	0	0	0
Bairoil Town Hall 25-1	50	5	0	0	0	0
Total	8,577	3,943	430	23	5	138



**Sweetwater County Official Precinct-by-Precinct Summary
Wyoming General Election - November 6, 2018**

United States Representative							
	Liz Cheney (R)	Greg Hunter (D)	Richard Brubaker (L)	Daniel Clyde Cummings (C)	Write-Ins	Over Votes	Under Votes
Granger Town Hall 1-1	41	12	6	6	0	0	3
RS 1st United Methodist Church 3-2	502	281	39	34	3	1	27
RS 1st United Methodist Church 3-3	169	77	19	3	0	1	18
RS Civic Center 3-4	49	27	3	4	1	0	3
RS SWC HHS Building 3-5	134	104	20	17	2	0	6
RS SWC HHS Building 4-1	152	151	14	13	1	0	2
RS White Mountain Library 4-2	149	88	19	11	0	1	6
RS SWC HHS Building 4-3	137	64	15	8	0	2	6
RS 1st Congregation Church 4-4	344	224	33	26	0	1	26
RS Western WY Comm. College 5-1	103	57	6	4	1	2	3
RS Western WY Comm. College 5-2	703	344	55	45	6	1	35
RS School Administration Bldg. 5-3	421	218	35	25	2	1	26
RS School Administration Bldg. 5-4	338	165	19	8	2	1	21
RS White Mountain Library 5-5	144	82	17	7	2	0	2
RS Civic Center 6-1	194	140	16	18	1	0	11
RS County Events Complex 6-2	215	99	21	21	1	0	10
RS Western WY Comm. College 6-3	192	83	11	7	0	2	3
RS County Events Complex 6-4	102	50	10	12	0	1	7
RS County Events Complex 7-1	476	144	22	25	1	1	8
RS County Events Complex 7-2	144	10	8	5	0	1	4
Jamestown K-Motive Building 9-1	77	36	9	4	0	0	6
Jamestown K-Motive Building 9-2	39	8	1	1	0	1	0
GR Sweetwater County Library 10-1	236	210	27	25	1	3	13
GR Immaculate Conception Catholic Ch 10-2	105	82	9	8	1	0	2
GR Immaculate Conception Catholic Ch 10-3	314	138	31	14	3	2	10
GR Recreation Center 10-4	885	478	48	48	1	1	33
GR Mansface Church 10-5	216	122	19	8	0	1	15
GR Immaculate Conception Catholic Ch 10-6	252	189	11	24	2	2	15
GR Mansface Church 10-7	263	141	11	11	1	1	8
Reliance Fire Station 12-1	96	49	11	8	0	0	0
Fon Slagowski's Residence/Washam 13-1	16	6	1	2	0	0	0
Superior Administration Building 19-1	71	33	6	6	0	0	0
Farson Community Hall 20-1	227	18	8	9	0	0	3
Point of Rocks Roger Varley Res 21-1	14	14	0	0	0	0	0
Wamsutter Town Hall 23-1	80	8	2	5	0	0	4
McKinnon School Building 24-1	53	4	1	2	0	0	0
Bairoil Town Hall 25-1	47	3	1	4	0	0	0
Total	7,700	3,959	584	478	32	27	336



**Sweetwater County Official Precinct-by-Precinct Summary
Wyoming General Election - November 6, 2018**

	Governor						
	Mark Gordon (R)	Mary A. Throne (D)	Lawrence Gerard Struempf (L)	Rex "T-Rex" Rammell (C)	Write-Ins	Over Votes	Under Votes
Granger Town Hall 1-1	46	11	2	7	0	0	2
RS 1st United Methodist Church 3-2	549	264	19	41	3	1	10
RS 1st United Methodist Church 3-3	190	71	1	14	1	0	10
RS Civic Center 3-4	52	29	0	5	0	0	1
RS SWC HHS Building 3-5	158	102	7	12	1	0	3
RS SWC HHS Building 4-1	173	131	6	18	4	0	1
RS White Mountain Library 4-2	166	90	7	8	0	0	3
RS SWC HHS Building 4-3	150	62	3	15	1	0	1
RS 1st Congregation Church 4-4	391	221	14	19	1	0	8
RS Western WY Comm. College 5-1	108	54	5	5	0	1	3
RS Western WY Comm. College 5-2	756	333	22	48	3	1	26
RS School Administration Bldg. 5-3	457	215	13	27	1	0	15
RS School Administration Bldg. 5-4	385	142	4	7	3	0	13
RS White Mountain Library 5-5	153	85	4	11	0	0	1
RS Civic Center 6-1	221	130	9	17	0	0	3
RS County Events Complex 6-2	221	101	8	28	1	0	8
RS Western WY Comm. College 6-3	195	83	6	14	0	0	0
RS County Events Complex 6-4	120	40	4	16	0	0	2
RS County Events Complex 7-1	495	121	7	45	0	0	9
RS County Events Complex 7-2	139	15	2	13	1	0	2
Jamestown K-Motive Building 9-1	89	29	3	8	0	0	3
Jamestown K-Motive Building 9-2	39	8	1	1	1	0	0
GR Sweetwater County Library 10-1	280	201	12	14	1	2	5
GR Immaculate Conception Catholic Ch 10-2	114	81	2	9	1	0	0
GR Immaculate Conception Catholic Ch 10-3	345	132	18	12	2	1	2
GR Recreation Center 10-4	976	446	23	36	0	2	11
GR Mansface Church 10-5	237	121	9	10	0	0	4
GR Immaculate Conception Catholic Ch 10-6	282	175	8	17	2	2	9
GR Mansface Church 10-7	274	138	6	10	2	0	6
Reliance Fire Station 12-1	96	47	4	15	0	0	2
Fon Slagowski's Residence/Washam 13-1	17	6	0	2	0	0	0
Superior Administration Building 19-1	81	28	0	7	0	0	0
Farson Community Hall 20-1	230	19	2	12	0	0	2
Point of Rocks Roger Varley Res 21-1	18	10	0	0	0	0	0
Wamsutter Town Hall 23-1	71	11	0	11	0	0	6
McKinnon School Building 24-1	56	2	1	1	0	0	0
Bairoil Town Hall 25-1	45	4	0	4	0	0	2
Total	8,375	3,758	232	539	29	10	173



**Sweetwater County Official Precinct-by-Precinct Summary
Wyoming General Election - November 6, 2018**

	Secretary of State					
	Edward Buchanan (R)	James W. Byrd (D)	Kit Carson III (L)	Write-Ins	Over Votes	Under Votes
Granger Town Hall 1-1	52	8	7	0	0	1
RS 1st United Methodist Church 3-2	548	256	50	1	0	32
RS 1st United Methodist Church 3-3	182	70	17	0	0	18
RS Civic Center 3-4	54	26	2	0	0	5
RS SWC HHS Building 3-5	163	94	17	0	0	9
RS SWC HHS Building 4-1	174	135	15	0	0	9
RS White Mountain Library 4-2	167	77	18	0	0	12
RS SWC HHS Building 4-3	155	55	13	0	0	9
RS 1st Congregation Church 4-4	399	185	35	0	0	35
RS Western WY Comm. College 5-1	104	54	8	0	1	9
RS Western WY Comm. College 5-2	766	295	57	1	0	70
RS School Administration Bldg. 5-3	466	195	37	0	0	30
RS School Administration Bldg. 5-4	366	142	13	1	0	32
RS White Mountain Library 5-5	156	77	15	0	0	6
RS Civic Center 6-1	219	128	20	1	0	12
RS County Events Complex 6-2	235	92	23	0	0	17
RS Western WY Comm. College 6-3	204	81	9	1	0	3
RS County Events Complex 6-4	125	36	11	0	0	10
RS County Events Complex 7-1	511	114	29	0	0	23
RS County Events Complex 7-2	154	9	4	0	0	5
Jamestown K-Motive Building 9-1	84	34	10	0	0	4
Jamestown K-Motive Building 9-2	40	7	2	0	0	1
GR Sweetwater County Library 10-1	264	189	43	0	0	19
GR Immaculate Conception Catholic Ch 10-2	115	78	8	0	0	6
GR Immaculate Conception Catholic Ch 10-3	348	119	32	1	0	12
GR Recreation Center 10-4	953	426	56	0	0	59
GR Mansface Church 10-5	244	104	16	0	0	17
GR Immaculate Conception Catholic Ch 10-6	287	161	22	0	0	25
GR Mansface Church 10-7	274	129	15	1	1	16
Reliance Fire Station 12-1	104	45	11	0	0	4
Fon Slagowski's Residence/Washam 13-1	20	4	1	0	0	0
Superior Administration Building 19-1	80	25	7	0	1	3
Farson Community Hall 20-1	231	16	9	0	0	9
Point of Rocks Roger Varley Res 21-1	16	12	0	0	0	0
Wamsutter Town Hall 23-1	78	10	5	0	0	6
McKinnon School Building 24-1	52	3	4	0	0	1
Bairoil Town Hall 25-1	49	2	3	0	0	1
Total	8,439	3,493	644	7	3	530



**Sweetwater County Official Precinct-by-Precinct Summary
Wyoming General Election - November 6, 2018**

	State Auditor				
	Kristi Racines (R)	Jeff Dockter (D)	Write-Ins	Over Votes	Under Votes
Granger Town Hall 1-1	54	11	0	0	3
RS 1st United Methodist Church 3-2	565	269	1	0	52
RS 1st United Methodist Church 3-3	182	84	0	0	21
RS Civic Center 3-4	54	26	0	0	7
RS SWC HHS Building 3-5	169	100	0	0	14
RS SWC HHS Building 4-1	167	153	1	0	12
RS White Mountain Library 4-2	173	88	0	0	13
RS SWC HHS Building 4-3	162	63	0	0	7
RS 1st Congregation Church 4-4	397	217	0	0	40
RS Western WY Comm. College 5-1	108	58	1	1	8
RS Western WY Comm. College 5-2	775	331	1	0	82
RS School Administration Bldg. 5-3	467	220	0	0	41
RS School Administration Bldg. 5-4	374	144	1	0	35
RS White Mountain Library 5-5	167	81	0	0	6
RS Civic Center 6-1	217	145	2	0	16
RS County Events Complex 6-2	243	99	0	0	25
RS Western WY Comm. College 6-3	202	88	0	0	8
RS County Events Complex 6-4	124	44	0	0	14
RS County Events Complex 7-1	511	138	0	0	28
RS County Events Complex 7-2	156	8	0	0	8
Jamestown K-Motive Building 9-1	81	45	0	0	6
Jamestown K-Motive Building 9-2	37	12	0	0	1
GR Sweetwater County Library 10-1	263	230	0	0	22
GR Immaculate Conception Catholic Ch 10-2	107	88	1	0	11
GR Immaculate Conception Catholic Ch 10-3	344	144	1	0	23
GR Recreation Center 10-4	960	443	3	0	88
GR Mansface Church 10-5	243	116	0	0	22
GR Immaculate Conception Catholic Ch 10-6	291	169	0	0	35
GR Mansface Church 10-7	275	135	2	0	24
Reliance Fire Station 12-1	107	53	0	0	4
Fon Slagowski's Residence/Washam 13-1	20	5	0	0	0
Superior Administration Building 19-1	81	32	0	0	3
Farson Community Hall 20-1	235	15	0	0	15
Point of Rocks Roger Varley Res 21-1	18	10	0	0	0
Wamsutter Town Hall 23-1	84	9	0	0	6
McKinnon School Building 24-1	55	4	0	0	1
Bairoil Town Hall 25-1	51	3	0	0	1
Total	8,519	3,880	14	1	702



**Sweetwater County Official Precinct-by-Precinct Summary
Wyoming General Election - November 6, 2018**

	State Treasurer					Superintendent of Public Instruction			
	Curt Meier (R)	Chris Lowry (D)	Write-Ins	Over Votes	Under Votes	Jillian Balow (R)	Write-Ins	Over Votes	Under Votes
Granger Town Hall 1-1	54	11	0	0	3	53	1	0	14
RS 1st United Methodist Church 3-2	561	282	2	0	42	668	8	0	211
RS 1st United Methodist Church 3-3	180	82	0	0	25	222	0	0	65
RS Civic Center 3-4	56	28	0	0	3	70	0	0	17
RS SWC HHS Building 3-5	165	108	0	0	10	221	6	0	56
RS SWC HHS Building 4-1	175	146	0	0	12	236	9	0	88
RS White Mountain Library 4-2	177	83	0	0	14	217	6	0	51
RS SWC HHS Building 4-3	160	68	0	0	4	191	3	0	38
RS 1st Congregation Church 4-4	407	217	0	0	30	510	4	0	140
RS Western WY Comm. College 5-1	106	59	0	2	9	142	2	0	32
RS Western WY Comm. College 5-2	786	331	1	0	71	912	22	0	255
RS School Administration Bldg. 5-3	477	212	1	0	38	572	10	0	146
RS School Administration Bldg. 5-4	378	146	1	0	29	451	4	0	99
RS White Mountain Library 5-5	162	86	0	0	6	207	6	0	41
RS Civic Center 6-1	218	146	2	0	14	280	9	0	91
RS County Events Complex 6-2	238	104	1	0	24	303	3	0	61
RS Western WY Comm. College 6-3	212	76	1	0	9	244	3	0	51
RS County Events Complex 6-4	122	43	0	0	17	143	1	0	38
RS County Events Complex 7-1	520	132	0	1	24	578	10	0	89
RS County Events Complex 7-2	153	11	0	0	8	152	1	0	19
Jamestown K-Motive Building 9-1	88	39	0	0	5	106	0	0	26
Jamestown K-Motive Building 9-2	40	8	0	0	2	41	0	0	9
GR Sweetwater County Library 10-1	282	211	0	0	22	368	11	0	136
GR Immaculate Conception Catholic Ch 10-2	114	83	0	0	10	149	4	0	54
GR Immaculate Conception Catholic Ch 10-3	356	134	3	0	19	430	12	0	70
GR Recreation Center 10-4	973	447	2	1	71	1168	22	0	304
GR Mansface Church 10-5	242	117	0	0	22	299	7	0	75
GR Immaculate Conception Catholic Ch 10-6	295	166	0	0	34	370	4	0	121
GR Mansface Church 10-7	288	128	2	0	18	325	6	0	105
Reliance Fire Station 12-1	107	50	0	0	7	132	2	0	30
Fon Slagowski's Residence/Washam 13-1	19	6	0	0	0	24	0	0	1
Superior Administration Building 19-1	79	35	0	0	2	93	1	0	22
Farson Community Hall 20-1	243	17	0	0	5	238	0	0	27
Point of Rocks Roger Varley Res 21-1	17	11	0	0	0	20	0	0	8
Wamsutter Town Hall 23-1	84	10	0	0	5	84	2	0	13
McKinnon School Building 24-1	55	2	0	0	3	56	0	0	4
Bairoil Town Hall 25-1	52	2	0	0	1	50	0	0	5
Total	8,641	3,837	16	4	618	10,325	179	0	2,612



**Sweetwater County Official Precinct-by-Precinct Summary
Wyoming General Election - November 6, 2018**

Senate District 11					
	Larry Hicks (R)	Lee Ann Stephenson (D)	Write-Ins	Over Votes	Under Votes
Granger Town Hall 1-1	-	-	-	-	-
RS 1st United Methodist Church 3-2	-	-	-	-	-
RS 1st United Methodist Church 3-3	-	-	-	-	-
RS Civic Center 3-4	-	-	-	-	-
RS SWC HHS Building 3-5	-	-	-	-	-
RS SWC HHS Building 4-1	-	-	-	-	-
RS White Mountain Library 4-2	-	-	-	-	-
RS SWC HHS Building 4-3	-	-	-	-	-
RS 1st Congregation Church 4-4	-	-	-	-	-
RS Western WY Comm. College 5-1	-	-	-	-	-
RS Western WY Comm. College 5-2	-	-	-	-	-
RS School Administration Bldg. 5-3	-	-	-	-	-
RS School Administration Bldg. 5-4	-	-	-	-	-
RS White Mountain Library 5-5	-	-	-	-	-
RS Civic Center 6-1	-	-	-	-	-
RS County Events Complex 6-2	-	-	-	-	-
RS Western WY Comm. College 6-3	-	-	-	-	-
RS County Events Complex 6-4	-	-	-	-	-
RS County Events Complex 7-1	-	-	-	-	-
RS County Events Complex 7-2	145	17	1	0	9
Jamestown K-Motive Building 9-1	-	-	-	-	-
Jamestown K-Motive Building 9-2	-	-	-	-	-
GR Sweetwater County Library 10-1	-	-	-	-	-
GR Immaculate Conception Catholic Ch 10-2	-	-	-	-	-
GR Immaculate Conception Catholic Ch 10-3	-	-	-	-	-
GR Recreation Center 10-4	-	-	-	-	-
GR Mansface Church 10-5	-	-	-	-	-
GR Immaculate Conception Catholic Ch 10-6	-	-	-	-	-
GR Mansface Church 10-7	-	-	-	-	-
Reliance Fire Station 12-1	-	-	-	-	-
Fon Slagowski's Residence/Washam 13-1	-	-	-	-	-
Superior Administration Building 19-1	-	-	-	-	-
Farson Community Hall 20-1	220	27	0	0	18
Point of Rocks Roger Varley Res 21-1	-	-	-	-	-
Wamsutter Town Hall 23-1	81	8	0	0	10
McKinnon School Building 24-1	-	-	-	-	-
Bairoil Town Hall 25-1	49	3	0	0	3
Total	495	55	1	0	40



**Sweetwater County Official Precinct-by-Precinct Summary
Wyoming General Election - November 6, 2018**

Senate District 13						
	Tom James (R)	John M. Hastert (D)	Ted L. Barney (I)	Write-Ins	Over Votes	Under Votes
Granger Town Hall 1-1	-	-	-	-	-	-
RS 1st United Methodist Church 3-2	-	-	-	-	-	-
RS 1st United Methodist Church 3-3	-	-	-	-	-	-
RS Civic Center 3-4	-	-	-	-	-	-
RS SWC HHS Building 3-5	-	-	-	-	-	-
RS SWC HHS Building 4-1	-	-	-	-	-	-
RS White Mountain Library 4-2	142	88	31	0	0	13
RS SWC HHS Building 4-3	-	-	-	-	-	-
RS 1st Congregation Church 4-4	-	-	-	-	-	-
RS Western WY Comm. College 5-1	-	-	-	-	-	-
RS Western WY Comm. College 5-2	624	370	116	2	0	77
RS School Administration Bldg. 5-3	-	-	-	-	-	-
RS School Administration Bldg. 5-4	-	-	-	-	-	-
RS White Mountain Library 5-5	144	82	19	1	0	8
RS Civic Center 6-1	-	-	-	-	-	-
RS County Events Complex 6-2	-	-	-	-	-	-
RS Western WY Comm. College 6-3	-	-	-	-	-	-
RS County Events Complex 6-4	-	-	-	-	-	-
RS County Events Complex 7-1	-	-	-	-	-	-
RS County Events Complex 7-2	-	-	-	-	-	-
Jamestown K-Motive Building 9-1	58	58	13	0	0	3
Jamestown K-Motive Building 9-2	-	-	-	-	-	-
GR Sweetwater County Library 10-1	167	203	120	0	0	25
GR Immaculate Conception Catholic Ch 10-2	66	82	50	0	0	9
GR Immaculate Conception Catholic Ch 10-3	229	167	97	1	0	18
GR Recreation Center 10-4	661	544	233	0	0	56
GR Mansface Church 10-5	156	154	61	0	0	10
GR Immaculate Conception Catholic Ch 10-6	196	187	90	0	0	22
GR Mansface Church 10-7	182	173	59	2	2	18
Reliance Fire Station 12-1	-	-	-	-	-	-
Fon Slagowski's Residence/Washam 13-1	-	-	-	-	-	-
Superior Administration Building 19-1	-	-	-	-	-	-
Farson Community Hall 20-1	-	-	-	-	-	-
Point of Rocks Roger Varley Res 21-1	-	-	-	-	-	-
Wamsutter Town Hall 23-1	-	-	-	-	-	-
McKinnon School Building 24-1	-	-	-	-	-	-
Bairoil Town Hall 25-1	-	-	-	-	-	-
Total	2,625	2,108	889	6	2	259



**Sweetwater County Official Precinct-by-Precinct Summary
Wyoming General Election - November 6, 2018**

	House District 17					House District 18			
	Traci Ciepiela* (R)	JoAnn Dayton (D)	Write-Ins	Over Votes	Under Votes	Thomas D. Crank (R)	Write-Ins	Over Votes	Under Votes
Granger Town Hall 1-1	-	-	-	-	-	57	1	0	10
RS 1st United Methodist Church 3-2	-	-	-	-	-	-	-	-	-
RS 1st United Methodist Church 3-3	114	132	0	1	40	-	-	-	-
RS Civic Center 3-4	35	42	0	0	10	-	-	-	-
RS SWC HHS Building 3-5	79	172	1	0	31	-	-	-	-
RS SWC HHS Building 4-1	93	211	3	0	26	-	-	-	-
RS White Mountain Library 4-2	-	-	-	-	-	-	-	-	-
RS SWC HHS Building 4-3	74	116	0	0	42	-	-	-	-
RS 1st Congregation Church 4-4	264	335	5	0	50	-	-	-	-
RS Western WY Comm. College 5-1	51	101	1	1	22	-	-	-	-
RS Western WY Comm. College 5-2	-	-	-	-	-	-	-	-	-
RS School Administration Bldg. 5-3	-	-	-	-	-	-	-	-	-
RS School Administration Bldg. 5-4	-	-	-	-	-	404	2	0	148
RS White Mountain Library 5-5	-	-	-	-	-	-	-	-	-
RS Civic Center 6-1	-	-	-	-	-	-	-	-	-
RS County Events Complex 6-2	-	-	-	-	-	-	-	-	-
RS Western WY Comm. College 6-3	-	-	-	-	-	-	-	-	-
RS County Events Complex 6-4	-	-	-	-	-	131	2	0	49
RS County Events Complex 7-1	-	-	-	-	-	541	8	0	128
RS County Events Complex 7-2	-	-	-	-	-	-	-	-	-
Jamestown K-Motive Building 9-1	-	-	-	-	-	-	-	-	-
Jamestown K-Motive Building 9-2	-	-	-	-	-	39	1	0	10
GR Sweetwater County Library 10-1	-	-	-	-	-	-	-	-	-
GR Immaculate Conception Catholic Ch 10-2	-	-	-	-	-	-	-	-	-
GR Immaculate Conception Catholic Ch 10-3	-	-	-	-	-	-	-	-	-
GR Recreation Center 10-4	-	-	-	-	-	-	-	-	-
GR Mansface Church 10-5	-	-	-	-	-	-	-	-	-
GR Immaculate Conception Catholic Ch 10-6	-	-	-	-	-	-	-	-	-
GR Mansface Church 10-7	-	-	-	-	-	-	-	-	-
Reliance Fire Station 12-1	70	72	0	1	21	-	-	-	-
Fon Slagowski's Residence/Washam 13-1	-	-	-	-	-	18	0	0	7
Superior Administration Building 19-1	52	45	1	0	18	-	-	-	-
Farson Community Hall 20-1	-	-	-	-	-	-	-	-	-
Point of Rocks Roger Varley Res 21-1	9	14	0	0	5	-	-	-	-
Wamsutter Town Hall 23-1	-	-	-	-	-	-	-	-	-
McKinnon School Building 24-1	-	-	-	-	-	51	0	0	9
Bairoil Town Hall 25-1	-	-	-	-	-	-	-	-	-
Total	841	1,240	11	3	265	1,241	14	0	361

*: Candidate withdrew her candidacy after official ballots had been printed. Therefore, the candidate still appears here in order to provide accurate and complete data.



**Sweetwater County Official Precinct-by-Precinct Summary
Wyoming General Election - November 6, 2018**

	House District 39				House District 47			
	Stan Blake (D)	Write-Ins	Over Votes	Under Votes	Jerry Paxton (R)	Write-Ins	Over Votes	Under Votes
Granger Town Hall 1-1	-	-	-	-	-	-	-	-
RS 1st United Methodist Church 3-2	-	-	-	-	-	-	-	-
RS 1st United Methodist Church 3-3	-	-	-	-	-	-	-	-
RS Civic Center 3-4	-	-	-	-	-	-	-	-
RS SWC HHS Building 3-5	-	-	-	-	-	-	-	-
RS SWC HHS Building 4-1	-	-	-	-	-	-	-	-
RS White Mountain Library 4-2	185	9	0	80	-	-	-	-
RS SWC HHS Building 4-3	-	-	-	-	-	-	-	-
RS 1st Congregation Church 4-4	-	-	-	-	-	-	-	-
RS Western WY Comm. College 5-1	-	-	-	-	-	-	-	-
RS Western WY Comm. College 5-2	725	42	1	421	-	-	-	-
RS School Administration Bldg. 5-3	-	-	-	-	-	-	-	-
RS School Administration Bldg. 5-4	-	-	-	-	-	-	-	-
RS White Mountain Library 5-5	174	12	0	68	-	-	-	-
RS Civic Center 6-1	-	-	-	-	-	-	-	-
RS County Events Complex 6-2	-	-	-	-	-	-	-	-
RS Western WY Comm. College 6-3	-	-	-	-	-	-	-	-
RS County Events Complex 6-4	-	-	-	-	-	-	-	-
RS County Events Complex 7-1	-	-	-	-	-	-	-	-
RS County Events Complex 7-2	-	-	-	-	156	0	0	16
Jamestown K-Motive Building 9-1	89	6	0	37	-	-	-	-
Jamestown K-Motive Building 9-2	-	-	-	-	-	-	-	-
GR Sweetwater County Library 10-1	368	16	0	131	-	-	-	-
GR Immaculate Conception Catholic Ch 10-2	-	-	-	-	-	-	-	-
GR Immaculate Conception Catholic Ch 10-3	-	-	-	-	-	-	-	-
GR Recreation Center 10-4	-	-	-	-	-	-	-	-
GR Mansface Church 10-5	-	-	-	-	-	-	-	-
GR Immaculate Conception Catholic Ch 10-6	-	-	-	-	-	-	-	-
GR Mansface Church 10-7	282	9	0	145	-	-	-	-
Reliance Fire Station 12-1	-	-	-	-	-	-	-	-
Fon Slagowski's Residence/Washam 13-1	-	-	-	-	-	-	-	-
Superior Administration Building 19-1	-	-	-	-	-	-	-	-
Farson Community Hall 20-1	-	-	-	-	246	0	0	19
Point of Rocks Roger Varley Res 21-1	-	-	-	-	-	-	-	-
Wamsutter Town Hall 23-1	-	-	-	-	86	0	0	13
McKinnon School Building 24-1	-	-	-	-	-	-	-	-
Bairoil Town Hall 25-1	-	-	-	-	53	0	0	2
Total	1,823	94	1	882	541	0	0	50



**Sweetwater County Official Precinct-by-Precinct Summary
Wyoming General Election - November 6, 2018**

	House District 48				House District 60			
	Clark Stith (R)	Write-Ins	Over Votes	Under Votes	John L. Freeman (D)	Write-Ins	Over Votes	Under Votes
Granger Town Hall 1-1	-	-	-	-	-	-	-	-
RS 1st United Methodist Church 3-2	611	20	0	256	-	-	-	-
RS 1st United Methodist Church 3-3	-	-	-	-	-	-	-	-
RS Civic Center 3-4	-	-	-	-	-	-	-	-
RS SWC HHS Building 3-5	-	-	-	-	-	-	-	-
RS SWC HHS Building 4-1	-	-	-	-	-	-	-	-
RS White Mountain Library 4-2	-	-	-	-	-	-	-	-
RS SWC HHS Building 4-3	-	-	-	-	-	-	-	-
RS 1st Congregation Church 4-4	-	-	-	-	-	-	-	-
RS Western WY Comm. College 5-1	-	-	-	-	-	-	-	-
RS Western WY Comm. College 5-2	-	-	-	-	-	-	-	-
RS School Administration Bldg. 5-3	531	16	0	181	-	-	-	-
RS School Administration Bldg. 5-4	-	-	-	-	-	-	-	-
RS White Mountain Library 5-5	-	-	-	-	-	-	-	-
RS Civic Center 6-1	255	15	0	110	-	-	-	-
RS County Events Complex 6-2	266	7	0	94	-	-	-	-
RS Western WY Comm. College 6-3	219	8	0	71	-	-	-	-
RS County Events Complex 6-4	-	-	-	-	-	-	-	-
RS County Events Complex 7-1	-	-	-	-	-	-	-	-
RS County Events Complex 7-2	-	-	-	-	-	-	-	-
Jamestown K-Motive Building 9-1	-	-	-	-	-	-	-	-
Jamestown K-Motive Building 9-2	-	-	-	-	-	-	-	-
GR Sweetwater County Library 10-1	-	-	-	-	-	-	-	-
GR Immaculate Conception Catholic Ch 10-2	-	-	-	-	150	8	0	49
GR Immaculate Conception Catholic Ch 10-3	-	-	-	-	360	18	0	134
GR Recreation Center 10-4	-	-	-	-	1,063	50	0	381
GR Mansface Church 10-5	-	-	-	-	283	11	0	87
GR Immaculate Conception Catholic Ch 10-6	-	-	-	-	352	17	0	126
GR Mansface Church 10-7	-	-	-	-	-	-	-	-
Reliance Fire Station 12-1	-	-	-	-	-	-	-	-
Fon Slagowski's Residence/Washam 13-1	-	-	-	-	-	-	-	-
Superior Administration Building 19-1	-	-	-	-	-	-	-	-
Farson Community Hall 20-1	-	-	-	-	-	-	-	-
Point of Rocks Roger Varley Res 21-1	-	-	-	-	-	-	-	-
Wamsutter Town Hall 23-1	-	-	-	-	-	-	-	-
McKinnon School Building 24-1	-	-	-	-	-	-	-	-
Bairoil Town Hall 25-1	-	-	-	-	-	-	-	-
Total	1,882	66	0	712	2,208	104	0	777



**Sweetwater County Official Precinct-by-Precinct Summary
Wyoming General Election - November 6, 2018**

	Circuit Court Judge, Third Judicial District Craig L. Jones				Circuit Court Judge, Third Judicial District John R. Prokos			
	Yes	No	Over Votes	Under Votes	Yes	No	Over Votes	Under Votes
Granger Town Hall 1-1	38	23	0	7	35	25	0	8
RS 1st United Methodist Church 3-2	585	137	0	165	582	142	0	163
RS 1st United Methodist Church 3-3	201	47	0	39	212	39	0	36
RS Civic Center 3-4	57	17	0	13	54	21	0	12
RS SWC HHS Building 3-5	210	38	0	35	210	42	0	31
RS SWC HHS Building 4-1	229	63	0	41	232	62	0	39
RS White Mountain Library 4-2	171	59	0	44	179	52	0	43
RS SWC HHS Building 4-3	159	45	0	28	153	46	0	33
RS 1st Congregation Church 4-4	450	105	0	99	440	112	0	102
RS Western WY Comm. College 5-1	111	42	0	23	115	38	0	23
RS Western WY Comm. College 5-2	766	213	1	209	798	180	0	211
RS School Administration Bldg. 5-3	491	118	2	117	503	111	0	114
RS School Administration Bldg. 5-4	354	113	0	87	368	102	0	84
RS White Mountain Library 5-5	178	53	0	23	178	52	0	24
RS Civic Center 6-1	256	81	0	43	260	75	0	45
RS County Events Complex 6-2	232	82	0	53	239	73	0	55
RS Western WY Comm. College 6-3	192	76	0	30	196	71	0	31
RS County Events Complex 6-4	110	36	0	36	112	35	0	35
RS County Events Complex 7-1	442	134	0	101	446	125	0	106
RS County Events Complex 7-2	115	34	0	23	115	35	0	22
Jamestown K-Motive Building 9-1	86	33	0	13	83	34	0	15
Jamestown K-Motive Building 9-2	28	13	0	9	28	13	0	9
GR Sweetwater County Library 10-1	294	150	0	71	295	142	1	77
GR Immaculate Conception Catholic Ch 10-2	135	40	0	32	130	40	0	37
GR Immaculate Conception Catholic Ch 10-3	352	91	0	69	357	85	0	70
GR Recreation Center 10-4	918	339	1	236	953	306	3	232
GR Mansface Church 10-5	242	72	0	67	255	63	0	63
GR Immaculate Conception Catholic Ch 10-6	331	92	2	70	327	96	1	71
GR Mansface Church 10-7	260	97	0	79	289	71	1	75
Reliance Fire Station 12-1	107	33	0	24	106	33	0	25
Fon Slagowski's Residence/Washam 13-1	19	4	0	2	19	4	0	2
Superior Administration Building 19-1	66	22	0	28	62	24	0	30
Farson Community Hall 20-1	134	55	0	76	134	53	1	77
Point of Rocks Roger Varley Res 21-1	12	10	0	6	13	7	0	8
Wamsutter Town Hall 23-1	57	18	0	24	54	19	0	26
McKinnon School Building 24-1	35	9	0	16	31	10	0	19
Bairoil Town Hall 25-1	30	13	0	12	30	10	0	15
Total	8,453	2,607	6	2,050	8,593	2,448	7	2,068



**Sweetwater County Official Precinct-by-Precinct Summary
Wyoming General Election - November 6, 2018**

Circuit Court Judge, Third Judicial District Frank J. Zebre				
	Yes	No	Over Votes	Under Votes
Granger Town Hall 1-1	38	23	0	7
RS 1st United Methodist Church 3-2	574	151	0	162
RS 1st United Methodist Church 3-3	194	51	0	42
RS Civic Center 3-4	56	19	0	12
RS SWC HHS Building 3-5	201	48	0	34
RS SWC HHS Building 4-1	226	63	0	44
RS White Mountain Library 4-2	174	55	0	45
RS SWC HHS Building 4-3	153	50	0	29
RS 1st Congregation Church 4-4	448	108	0	98
RS Western WY Comm. College 5-1	111	40	0	25
RS Western WY Comm. College 5-2	759	208	0	222
RS School Administration Bldg. 5-3	485	116	0	127
RS School Administration Bldg. 5-4	379	91	1	83
RS White Mountain Library 5-5	167	58	0	29
RS Civic Center 6-1	256	80	0	44
RS County Events Complex 6-2	238	77	0	52
RS Western WY Comm. College 6-3	191	74	0	33
RS County Events Complex 6-4	109	36	0	37
RS County Events Complex 7-1	430	144	0	103
RS County Events Complex 7-2	109	38	0	25
Jamestown K-Motive Building 9-1	87	28	0	17
Jamestown K-Motive Building 9-2	33	8	0	9
GR Sweetwater County Library 10-1	304	140	0	71
GR Immaculate Conception Catholic Ch 10-2	136	39	0	32
GR Immaculate Conception Catholic Ch 10-3	349	88	0	75
GR Recreation Center 10-4	959	285	1	249
GR Mansface Church 10-5	251	62	0	68
GR Immaculate Conception Catholic Ch 10-6	330	92	0	73
GR Mansface Church 10-7	274	85	0	77
Reliance Fire Station 12-1	104	33	0	27
Fon Slagowski's Residence/Washam 13-1	20	3	0	2
Superior Administration Building 19-1	60	28	0	28
Farson Community Hall 20-1	138	57	0	70
Point of Rocks Roger Varley Res 21-1	15	7	0	6
Wamsutter Town Hall 23-1	60	14	0	25
McKinnon School Building 24-1	33	9	0	18
Bairoil Town Hall 25-1	28	12	0	15
Total	8,479	2,520	2	2,115



**Teton County Official Precinct-by-Precinct Summary
Wyoming General Election - November 6, 2018**

	United States Senator					
	John Barrasso (R)	Gary Trauner (D)	Joseph Porambo (L)	Write-Ins	Over Votes	Under Votes
South of Jackson 1-1	460	637	27	1	0	6
Mid-East Jackson 1-2	202	740	21	1	0	17
Skyline/Hicountry/GV Butte/Elk Refuge 1-3	216	278	8	1	0	7
North Jackson 1-4	72	116	3	0	0	4
Mid-West Jackson 1-5	234	677	20	1	0	11
Cottonwood Park 1-6	203	536	14	0	0	3
Rafter J 1-7	191	506	7	0	0	6
East Jackson 1-8	219	582	14	1	0	9
West Jackson 1-9	208	634	21	0	0	6
South Hoback 1-10	392	365	9	0	0	4
Indian Trails 1-11	41	120	2	0	0	2
Kelly/Moose/Airport/Teton Valley/Highlands 2- 4	388	499	23	0	1	6
Moran/YNP 3-1	100	160	2	0	0	1
Wilson South 4-1	182	418	14	0	0	5
Moose/Wilson Road 4-2	345	638	11	1	0	7
Wilson North 4-3	117	475	14	0	1	3
Teton Village 4-4	116	183	6	0	0	1
Alta 5-1	147	127	4	0	0	2
Total	3,833	7,691	220	6	2	100



**Teton County Official Precinct-by-Precinct Summary
Wyoming General Election - November 6, 2018**

United States Representative

	Liz Cheney (R)	Greg Hunter (D)	Richard Brubaker (L)	Daniel Clyde Cummings (C)	Write-Ins	Over Votes	Under Votes
South of Jackson 1-1	479	592	34	7	0	4	15
Mid-East Jackson 1-2	204	726	22	6	1	0	22
Skyline/Hicountry/GV Butte/Elk Refuge 1-3	215	271	11	2	2	0	9
North Jackson 1-4	73	112	4	1	0	0	5
Mid-West Jackson 1-5	230	663	24	8	2	5	11
Cottonwood Park 1-6	207	504	25	5	1	2	12
Rafter J 1-7	190	485	15	6	0	1	13
East Jackson 1-8	209	569	17	9	0	2	19
West Jackson 1-9	205	609	24	11	2	0	18
South Hoback 1-10	388	331	22	9	1	2	17
Indian Trails 1-11	44	113	3	0	0	0	5
Kelly/Moose/Airport/Teton Valley/Highlands 2-4	384	485	22	10	1	0	15
Moran/YNP 3-1	97	159	4	0	2	0	1
Wilson South 4-1	184	404	17	5	0	2	7
Moose/Wilson Road 4-2	341	607	26	4	3	1	20
Wilson North 4-3	130	448	15	2	3	0	12
Teton Village 4-4	114	172	10	1	2	0	7
Alta 5-1	149	123	3	2	0	1	2
Total	3,843	7,373	298	88	20	20	210



**Teton County Official Precinct-by-Precinct Summary
Wyoming General Election - November 6, 2018**

	Governor						
	Mark Gordon (R)	Mary A. Throne (D)	Lawrence Gerard Struempf (L)	Rex "T-Rex" Rammell (C)	Write-Ins	Over Votes	Under Votes
South of Jackson 1-1	568	501	22	20	4	0	16
Mid-East Jackson 1-2	282	647	18	15	2	0	17
Skyline/Hicountry/GV Butte/Elk Refuge 1-3	259	232	5	2	2	0	10
North Jackson 1-4	85	98	3	5	0	0	4
Mid-West Jackson 1-5	298	594	22	22	0	1	6
Cottonwood Park 1-6	241	465	19	21	1	3	6
Rafter J 1-7	268	410	6	14	0	0	12
East Jackson 1-8	269	516	11	15	1	0	13
West Jackson 1-9	280	543	12	18	3	0	13
South Hoback 1-10	441	293	9	19	1	0	7
Indian Trails 1-11	62	96	2	1	0	0	4
Kelly/Moose/Airport/Teton Valley/Highlands 2-4	454	429	13	14	0	0	7
Moran/YNP 3-1	105	149	3	5	0	0	1
Wilson South 4-1	238	352	11	9	1	0	8
Moose/Wilson Road 4-2	428	523	15	11	2	1	22
Wilson North 4-3	171	414	7	8	2	0	8
Teton Village 4-4	134	162	3	5	0	0	2
Alta 5-1	153	117	4	3	0	1	2
Total	4,736	6,541	185	207	19	6	158



**Teton County Official Precinct-by-Precinct Summary
Wyoming General Election - November 6, 2018**

	Secretary of State					
	Edward Buchanan (R)	James W. Byrd (D)	Kit Carson III (L)	Write-Ins	Over Votes	Under Votes
South of Jackson 1-1	479	538	57	0	0	57
Mid-East Jackson 1-2	234	667	49	1	0	30
Skyline/Hicountry/GV Butte/Elk Refuge 1-3	229	232	16	0	0	33
North Jackson 1-4	72	103	9	0	0	11
Mid-West Jackson 1-5	251	601	47	0	0	44
Cottonwood Park 1-6	216	474	28	0	0	38
Rafter J 1-7	208	449	24	0	1	28
East Jackson 1-8	234	504	38	2	0	47
West Jackson 1-9	219	570	42	0	0	38
South Hoback 1-10	387	302	43	0	0	38
Indian Trails 1-11	47	102	4	0	0	12
Kelly/Moose/Airport/Teton Valley/Highlands 2-4	416	427	36	0	1	37
Moran/YNP 3-1	99	148	7	0	0	9
Wilson South 4-1	202	373	22	0	0	22
Moose/Wilson Road 4-2	369	547	29	0	0	57
Wilson North 4-3	124	425	23	0	0	38
Teton Village 4-4	118	157	15	0	0	16
Alta 5-1	151	112	9	0	0	8
Total	4,055	6,731	498	3	2	563



**Teton County Official Precinct-by-Precinct Summary
Wyoming General Election - November 6, 2018**

	State Auditor				
	Kristi Racines (R)	Jeff Dockter (D)	Write-Ins	Over Votes	Under Votes
South of Jackson 1-1	546	502	1	0	82
Mid-East Jackson 1-2	274	635	1	0	71
Skyline/Hicountry/GV Butte/Elk Refuge 1-3	241	230	2	0	37
North Jackson 1-4	83	90	1	0	21
Mid-West Jackson 1-5	293	587	0	1	62
Cottonwood Park 1-6	260	451	0	0	45
Rafter J 1-7	237	419	0	0	54
East Jackson 1-8	271	485	0	0	69
West Jackson 1-9	283	531	0	0	55
South Hoback 1-10	430	294	1	0	45
Indian Trails 1-11	71	77	0	0	17
Kelly/Moose/Airport/Teton Valley/Highlands 2-4	453	418	0	0	46
Moran/YNP 3-1	110	142	0	0	11
Wilson South 4-1	229	349	1	0	40
Moose/Wilson Road 4-2	418	518	0	0	66
Wilson North 4-3	149	409	1	0	51
Teton Village 4-4	143	146	1	0	16
Alta 5-1	162	109	0	0	9
Total	4,653	6,392	9	1	797



**Teton County Official Precinct-by-Precinct Summary
Wyoming General Election - November 6, 2018**

	State Treasurer					Superintendent of Public Instruction			
	Curt Meier (R)	Chris Lowry (D)	Write-Ins	Over Votes	Under Votes	Jillian Balow (R)	Write-Ins	Over Votes	Under Votes
South of Jackson 1-1	514	533	0	0	84	754	22	0	355
Mid-East Jackson 1-2	254	654	1	0	72	541	29	0	411
Skyline/Hicountry/GV Butte/Elk Refuge 1-3	236	239	2	0	33	334	3	0	173
North Jackson 1-4	74	99	0	0	22	121	3	0	71
Mid-West Jackson 1-5	259	611	1	0	72	521	32	1	389
Cottonwood Park 1-6	231	471	1	0	53	444	27	0	285
Rafter J 1-7	231	429	0	0	50	427	16	0	267
East Jackson 1-8	241	508	0	1	75	468	19	0	338
West Jackson 1-9	258	554	0	0	57	491	19	0	359
South Hoback 1-10	412	309	1	0	48	520	18	0	232
Indian Trails 1-11	59	89	1	0	16	95	3	0	67
Kelly/Moose/Airport/Teton Valley/Highlands 2-2	448	417	3	0	49	598	18	0	301
Moran/YNP 3-1	105	146	0	0	12	163	4	0	96
Wilson South 4-1	207	368	2	0	42	347	14	0	258
Moose/Wilson Road 4-2	392	543	0	0	67	578	17	0	407
Wilson North 4-3	139	414	0	0	57	297	29	0	284
Teton Village 4-4	129	158	0	1	18	209	3	0	94
Alta 5-1	151	109	3	0	17	193	8	1	78
Total	4,340	6,651	15	2	844	7,101	284	2	4,465



**Teton County Official Precinct-by-Precinct Summary
Wyoming General Election - November 6, 2018**

Senate District 17					
	Kate Mead (R)	Mike Gierau (D)	Write-Ins	Over Votes	Under Votes
South of Jackson 1-1	499	613	0	0	19
Mid-East Jackson 1-2	228	733	1	0	19
Skyline/Hicountry/GV Butte/Elk Refuge 1-3	243	255	0	1	11
North Jackson 1-4	73	114	0	0	8
Mid-West Jackson 1-5	274	640	0	0	29
Cottonwood Park 1-6	245	493	1	0	17
Rafter J 1-7	236	459	2	0	13
East Jackson 1-8	266	537	2	1	19
West Jackson 1-9	245	602	0	0	22
South Hoback 1-10	-	-	-	-	-
Indian Trails 1-11	55	106	0	0	4
Kelly/Moose/Airport/Teton Valley/Highlands 2-	457	445	1	1	13
Moran/YNP 3-1	107	155	0	0	1
Wilson South 4-1	-	-	-	-	-
Moose/Wilson Road 4-2	400	579	1	0	22
Wilson North 4-3	-	-	-	-	-
Teton Village 4-4	134	169	0	0	3
Alta 5-1	169	108	1	0	2
Total	3,631	6,008	9	3	202



**Teton County Official Precinct-by-Precinct Summary
Wyoming General Election - November 6, 2018**

House District 16					
	Barbara Allen (R)	Mike Yin (D)	Write-Ins	Over Votes	Under Votes
South of Jackson 1-1	-	-	-	-	-
Mid-East Jackson 1-2	371	582	1	0	27
Skyline/Hicountry/GV Butte/Elk Refuge 1-3	-	-	-	-	-
North Jackson 1-4	-	-	-	-	-
Mid-West Jackson 1-5	332	574	1	1	35
Cottonwood Park 1-6	319	415	1	0	21
Rafter J 1-7	-	-	-	-	-
East Jackson 1-8	366	442	0	1	16
West Jackson 1-9	324	517	1	1	26
South Hoback 1-10	-	-	-	-	-
Indian Trails 1-11	-	-	-	-	-
Kelly/Moose/Airport/Teton Valley/Highlands 2-	-	-	-	-	-
Moran/YNP 3-1	-	-	-	-	-
Wilson South 4-1	-	-	-	-	-
Moose/Wilson Road 4-2	-	-	-	-	-
Wilson North 4-3	-	-	-	-	-
Teton Village 4-4	-	-	-	-	-
Alta 5-1	-	-	-	-	-
Total	1,712	2,530	4	3	125



**Teton County Official Precinct-by-Precinct Summary
Wyoming General Election - November 6, 2018**

House District 22					
	Marti Halverson (R)	Jim Roscoe (I)	Write-Ins	Over Votes	Under Votes
South of Jackson 1-1	-	-	-	-	-
Mid-East Jackson 1-2	-	-	-	-	-
Skyline/Hicountry/GV Butte/Elk Refuge 1-3	-	-	-	-	-
North Jackson 1-4	-	-	-	-	-
Mid-West Jackson 1-5	-	-	-	-	-
Cottonwood Park 1-6	-	-	-	-	-
Rafter J 1-7	-	-	-	-	-
East Jackson 1-8	-	-	-	-	-
West Jackson 1-9	-	-	-	-	-
South Hoback 1-10	268	456	3	1	42
Indian Trails 1-11	-	-	-	-	-
Kelly/Moose/Airport/Teton Valley/Highlands 2-	-	-	-	-	-
Moran/YNP 3-1	-	-	-	-	-
Wilson South 4-1	155	441	0	1	22
Moose/Wilson Road 4-2	-	-	-	-	-
Wilson North 4-3	87	484	4	0	35
Teton Village 4-4	-	-	-	-	-
Alta 5-1	-	-	-	-	-
Total	510	1,381	7	2	99



**Teton County Official Precinct-by-Precinct Summary
Wyoming General Election - November 6, 2018**

	House District 23					District Court Judge, Ninth Judicial District Timothy C. Day			
	Alex Muromcew (R)	Andy Schwartz (D)	Write-Ins	Over Votes	Under Votes	Yes	No	Over Votes	Under Votes
South of Jackson 1-1	446	655	1	0	29	866	108	0	157
Mid-East Jackson 1-2	-	-	-	-	-	636	120	0	225
Skyline/Hicountry/GV Butte/Elk Refuge 1-3	202	301	0	0	7	388	41	0	81
North Jackson 1-4	59	124	0	0	12	135	20	0	40
Mid-West Jackson 1-5	-	-	-	-	-	614	147	0	182
Cottonwood Park 1-6	-	-	-	-	-	532	95	1	128
Rafter J 1-7	158	534	0	0	18	577	47	0	86
East Jackson 1-8	-	-	-	-	-	558	94	0	173
West Jackson 1-9	-	-	-	-	-	582	109	0	178
South Hoback 1-10	-	-	-	-	-	544	112	1	113
Indian Trails 1-11	40	120	0	0	5	124	11	0	30
Kelly/Moose/Airport/Teton Valley/Highlands 2-2	382	510	1	0	24	654	85	0	178
Moran/YNP 3-1	95	161	0	0	7	162	35	0	66
Wilson South 4-1	-	-	-	-	-	450	56	0	113
Moose/Wilson Road 4-2	335	638	0	0	29	719	88	1	194
Wilson North 4-3	-	-	-	-	-	418	81	0	111
Teton Village 4-4	116	185	1	0	4	212	28	0	66
Alta 5-1	146	130	0	0	4	193	27	0	60
Total	1,979	3,358	3	0	139	8,364	1,304	3	2,181



**Teton County Official Precinct-by-Precinct Summary
Wyoming General Election - November 6, 2018**

Circuit Court Judge, Ninth Judicial District Wesley A. Roberts				
	Yes	No	Over Votes	Under Votes
South of Jackson 1-1	748	94	0	289
Mid-East Jackson 1-2	554	119	0	308
Skyline/Hicountry/GV Butte/Elk Refuge 1-3	338	32	0	140
North Jackson 1-4	116	21	0	58
Mid-West Jackson 1-5	533	132	0	278
Cottonwood Park 1-6	461	86	0	209
Rafter J 1-7	492	47	0	171
East Jackson 1-8	500	69	1	255
West Jackson 1-9	502	110	0	257
South Hoback 1-10	473	95	0	202
Indian Trails 1-11	104	10	0	51
Kelly/Moose/Airport/Teton Valley/Highlands 2-4	576	80	0	261
Moran/YNP 3-1	152	34	0	77
Wilson South 4-1	388	53	0	178
Moose/Wilson Road 4-2	617	77	0	308
Wilson North 4-3	352	80	0	178
Teton Village 4-4	202	22	0	82
Alta 5-1	183	23	0	74
Total	7,291	1,184	1	3,376



**Uinta County Official Precinct-by-Precinct Summary
Wyoming General Election - November 6, 2018**

United States Senator						
	John Barrasso (R)	Gary Trauner (D)	Joseph Porambo (L)	Write-Ins	Over Votes	Under Votes
The Machine Shop 1-1	812	350	44	1	2	14
The Machine Shop 1-2	950	314	35	4	0	20
Roundhouse 1-3	381	134	20	0	0	5
Roundhouse 1-4	159	69	11	1	0	3
Evanston Library 2-1	561	92	11	1	0	3
Bear River Town Hall 2-2	164	35	7	0	0	0
Lyman Town Hall Chambers 3-1	465	111	12	0	0	4
Lyman Library 3-2	319	56	13	1	1	5
Mt. View School Administration Building 4-1	580	136	18	0	1	3
Mt. View Town Hall 4-2	322	74	17	0	0	6
Total	4,713	1,371	188	8	4	63



**Uinta County Official Precinct-by-Precinct Summary
Wyoming General Election - November 6, 2018**

United States Representative							
	Liz Cheney (R)	Greg Hunter (D)	Richard Brubaker (L)	Daniel Clyde Cummings (C)	Write-Ins	Over Votes	Under Votes
The Machine Shop 1-1	796	308	39	42	0	1	37
The Machine Shop 1-2	921	284	32	46	1	1	38
Roundhouse 1-3	365	126	16	22	1	0	10
Roundhouse 1-4	152	68	7	11	0	0	5
Evanston Library 2-1	541	87	12	17	2	0	9
Bear River Town Hall 2-2	155	37	5	9	0	0	0
Lyman Town Hall Chambers 3-1	431	113	14	18	2	0	14
Lyman Library 3-2	303	42	18	25	1	1	5
Mt. View School Administration Building 4-1	552	123	19	28	3	1	12
Mt. View Town Hall 4-2	301	68	15	24	1	0	10
Total	4,517	1,256	177	242	11	4	140



**Uinta County Official Precinct-by-Precinct Summary
Wyoming General Election - November 6, 2018**

	Governor						
	Mark Gordon (R)	Mary A. Throne (D)	Lawrence Gerard Struempf (L)	Rex "T-Rex" Rammell (C)	Write-Ins	Over Votes	Under Votes
The Machine Shop 1-1	795	329	24	51	6	0	18
The Machine Shop 1-2	949	282	20	46	7	1	18
Roundhouse 1-3	371	120	7	25	6	0	11
Roundhouse 1-4	148	74	3	14	2	0	2
Evanston Library 2-1	514	105	9	24	8	1	7
Bear River Town Hall 2-2	169	28	3	5	0	1	0
Lyman Town Hall Chambers 3-1	441	110	3	31	2	0	5
Lyman Library 3-2	301	47	13	26	2	0	6
Mt. View School Administration Building 4-1	555	125	8	33	8	0	9
Mt. View Town Hall 4-2	304	76	11	23	0	1	4
Total	4,547	1,296	101	278	41	4	80



**Uinta County Official Precinct-by-Precinct Summary
Wyoming General Election - November 6, 2018**

Secretary of State

	Edward Buchanan (R)	James W. Byrd (D)	Kit Carson III (L)	Write-Ins	Over Votes	Under Votes
The Machine Shop 1-1	794	302	73	1	1	52
The Machine Shop 1-2	951	263	56	0	0	53
Roundhouse 1-3	375	119	30	1	0	15
Roundhouse 1-4	152	66	16	0	0	9
Evanston Library 2-1	543	82	26	0	0	17
Bear River Town Hall 2-2	162	28	10	1	0	5
Lyman Town Hall Chambers 3-1	458	95	24	0	0	15
Lyman Library 3-2	320	45	18	0	0	12
Mt. View School Administration Building 4-1	574	114	33	1	1	15
Mt. View Town Hall 4-2	317	65	26	1	0	10
Total	4,646	1,179	312	5	2	203



**Uinta County Official Precinct-by-Precinct Summary
Wyoming General Election - November 6, 2018**

	State Auditor				
	Kristi Racines (R)	Jeff Dockter (D)	Write-Ins	Over Votes	Under Votes
The Machine Shop 1-1	868	298	0	0	57
The Machine Shop 1-2	1,021	250	0	0	52
Roundhouse 1-3	402	124	0	0	14
Roundhouse 1-4	165	67	0	0	11
Evanston Library 2-1	564	82	1	0	21
Bear River Town Hall 2-2	171	32	0	0	3
Lyman Town Hall Chambers 3-1	462	111	0	0	19
Lyman Library 3-2	321	48	5	0	21
Mt. View School Administration Building 4-1	590	117	3	0	28
Mt. View Town Hall 4-2	331	69	1	0	18
Total	4,895	1,198	10	0	244



**Uinta County Official Precinct-by-Precinct Summary
Wyoming General Election - November 6, 2018**

	State Treasurer						Superintendent of Public Instruction			
	Curt Meier (R)	Chris Lowry (D)	Write-Ins	Over Votes	Under Votes		Jillian Balow (R)	Write-Ins	Over Votes	Under Votes
The Machine Shop 1-1	855	304	0	0	64	928	11	2	282	
The Machine Shop 1-2	997	272	1	0	53	1,071	8	0	244	
Roundhouse 1-3	390	136	1	0	13	438	11	0	91	
Roundhouse 1-4	157	76	0	0	10	189	3	0	51	
Evanston Library 2-1	554	93	0	0	21	576	7	0	85	
Bear River Town Hall 2-2	167	32	0	0	7	181	3	0	22	
Lyman Town Hall Chambers 3-1	467	105	0	0	20	507	8	0	77	
Lyman Library 3-2	334	44	0	0	17	321	19	0	55	
Mt. View School Administration Building 4-1	604	110	2	0	22	637	7	0	94	
Mt. View Town Hall 4-2	324	78	1	1	15	357	3	0	59	
Total	4,849	1,250	5	1	242	5,205	80	2	1,060	



**Uinta County Official Precinct-by-Precinct Summary
Wyoming General Election - November 6, 2018**

	Senate District 15				House District 18			
	Wendy Davis Schuler (R)	Write-Ins	Over Votes	Under Votes	Thomas D. Crank (R)	Write-Ins	Over Votes	Under Votes
The Machine Shop 1-1	1,008	27	0	188	-	-	-	-
The Machine Shop 1-2	1,134	17	0	172	-	-	-	-
Roundhouse 1-3	326	12	0	62	113	3	0	24
Roundhouse 1-4	207	4	0	32	-	-	-	-
Evanston Library 2-1	368	14	0	61	198	7	0	20
Bear River Town Hall 2-2	-	-	-	-	180	5	0	21
Lyman Town Hall Chambers 3-1	531	8	0	53	-	-	-	-
Lyman Library 3-2	332	13	0	50	-	-	-	-
Mt. View School Administration Building 4-1	640	15	0	83	-	-	-	-
Mt. View Town Hall 4-2	357	8	0	54	-	-	-	-
Total	4,903	118	0	755	491	15	0	65



**Uinta County Official Precinct-by-Precinct Summary
Wyoming General Election - November 6, 2018**

	House District 19					House District 49			
	Danny Eyre (R)	Write-Ins	Over Votes	Under Votes		Garry Piiparinen (R)	Write-Ins	Over Votes	Under Votes
The Machine Shop 1-1	-	-	-	-	942	39	0	242	
The Machine Shop 1-2	-	-	-	-	1,047	30	0	246	
Roundhouse 1-3	336	5	0	59	-	-	-	-	
Roundhouse 1-4	-	-	-	-	175	8	0	60	
Evanston Library 2-1	387	8	0	46	2	0	0	0	
Bear River Town Hall 2-2	-	-	-	-	-	-	-	-	
Lyman Town Hall Chambers 3-1	536	11	0	45	-	-	-	-	
Lyman Library 3-2	337	14	0	44	-	-	-	-	
Mt. View School Administration Building 4-1	658	8	1	71	-	-	-	-	
Mt. View Town Hall 4-2	363	5	0	51	-	-	-	-	
Total	2,617	51	1	316	2,166	77	0	548	



**Uinta County Official Precinct-by-Precinct Summary
Wyoming General Election - November 6, 2018**

	Circuit Court Judge, Third Judicial District Craig L. Jones					Circuit Court Judge, Third Judicial District John R. Prokos			
	Yes	No	Over Votes	Under Votes		Yes	No	Over Votes	Under Votes
The Machine Shop 1-1	821	206	0	196		800	209	0	214
The Machine Shop 1-2	863	218	1	241		847	221	0	255
Roundhouse 1-3	364	99	0	77		356	103	0	81
Roundhouse 1-4	146	53	0	44		147	52	0	44
Evanston Library 2-1	449	110	0	109		447	106	0	115
Bear River Town Hall 2-2	153	33	0	20		146	37	0	23
Lyman Town Hall Chambers 3-1	428	95	0	69		416	100	0	76
Lyman Library 3-2	256	94	1	44		243	95	0	57
Mt. View School Administration Building 4-1	511	121	1	105		503	126	0	109
Mt. View Town Hall 4-2	299	62	0	58		281	72	0	66
Total	4,290	1,091	3	963		4,186	1,121	0	1,040



**Uinta County Official Precinct-by-Precinct Summary
Wyoming General Election - November 6, 2018**

Circuit Court Judge, Third Judicial District Frank J. Zebre				
	Yes	No	Over Votes	Under Votes
The Machine Shop 1-1	815	205	0	203
The Machine Shop 1-2	849	215	0	259
Roundhouse 1-3	366	90	0	84
Roundhouse 1-4	155	50	0	38
Evanston Library 2-1	454	100	0	114
Bear River Town Hall 2-2	149	34	0	23
Lyman Town Hall Chambers 3-1	422	92	0	78
Lyman Library 3-2	254	91	0	50
Mt. View School Administration Building 4-1	508	123	0	107
Mt. View Town Hall 4-2	280	70	0	69
Total	4,252	1,070	0	1,025



**Washakie County Official Precinct-by-Precinct Summary
Wyoming General Election - November 6, 2018**

Ten Sleep Senior Center 3-1
 Community Center Complex 5-1
 Community Center Complex 5-2
 Community Center Complex 5-3
 Community Center Complex 5-5
Total

United States Senator					
John Barrasso (R)	Gary Trauner (D)	Joseph Porambo (L)	Write-Ins	Over Votes	Under Votes
340	65	11	1	0	3
508	133	22	2	0	5
512	165	21	1	0	7
290	78	17	0	1	8
773	147	22	2	1	10
2,423	588	93	6	2	33



**Washakie County Official Precinct-by-Precinct Summary
Wyoming General Election - November 6, 2018**

Ten Sleep Senior Center 3-1
 Community Center Complex 5-1
 Community Center Complex 5-2
 Community Center Complex 5-3
 Community Center Complex 5-5
Total

United States Representative						
Liz Cheney (R)	Greg Hunter (D)	Richard Brubaker (L)	Daniel Clyde Cummings (C)	Write-Ins	Over Votes	Under Votes
314	70	21	10	0	1	4
477	136	27	14	3	2	11
467	168	26	23	2	0	20
279	70	22	10	1	0	12
726	148	23	41	5	0	12
2,263	592	119	98	11	3	59



**Washakie County Official Precinct-by-Precinct Summary
Wyoming General Election - November 6, 2018**

Ten Sleep Senior Center 3-1
 Community Center Complex 5-1
 Community Center Complex 5-2
 Community Center Complex 5-3
 Community Center Complex 5-5
Total

Governor						
Mark Gordon (R)	Mary A. Throne (D)	Lawrence Gerard Struempf (L)	Rex "T-Rex" Rammell (C)	Write-Ins	Over Votes	Under Votes
332	62	5	12	1	0	8
510	128	12	15	2	1	2
499	163	13	20	3	0	8
285	76	7	15	3	0	8
770	139	9	27	4	0	6
2,396	568	46	89	13	1	32



**Washakie County Official Precinct-by-Precinct Summary
Wyoming General Election - November 6, 2018**

Ten Sleep Senior Center 3-1
 Community Center Complex 5-1
 Community Center Complex 5-2
 Community Center Complex 5-3
 Community Center Complex 5-5
Total

Secretary of State						
Edward Buchanan (R)	James W. Byrd (D)	Kit Carson III (L)	Write-Ins	Over Votes	Under Votes	
324	63	18	0	0	15	
527	105	24	1	0	13	
523	134	28	0	1	20	
293	70	18	1	0	12	
758	139	33	1	0	24	
2,425	511	121	3	1	84	



**Washakie County Official Precinct-by-Precinct Summary
Wyoming General Election - November 6, 2018**

Ten Sleep Senior Center 3-1
 Community Center Complex 5-1
 Community Center Complex 5-2
 Community Center Complex 5-3
 Community Center Complex 5-5
Total

State Auditor					
Kristi Racines (R)	Jeff Dockter (D)	Write-Ins	Over Votes	Under Votes	
342	61	0	0		17
539	112	2	1		16
519	153	0	0		34
307	71	2	0		14
793	130	2	0		30
2,500	527	6	1		111



**Washakie County Official Precinct-by-Precinct Summary
Wyoming General Election - November 6, 2018**

Ten Sleep Senior Center 3-1
 Community Center Complex 5-1
 Community Center Complex 5-2
 Community Center Complex 5-3
 Community Center Complex 5-5
Total

State Treasurer					Superintendent of Public Instruction			
Curt Meier (R)	Chris Lowry (D)	Write-Ins	Over Votes	Under Votes	Jillian Balow (R)	Write-Ins	Over Votes	Under Votes
345	57	0	0	18	373	0	0	47
546	105	1	0	18	579	4	0	87
543	134	0	0	29	607	8	0	91
313	70	1	0	10	336	5	0	53
805	126	1	0	23	852	5	0	98
2,552	492	3	0	98	2,747	22	0	376



**Washakie County Official Precinct-by-Precinct Summary
Wyoming General Election - November 6, 2018**

Ten Sleep Senior Center 3-1
 Community Center Complex 5-1
 Community Center Complex 5-2
 Community Center Complex 5-3
 Community Center Complex 5-5
Total

House District 27				District Court Judge, Fifth Judicial District Bill Simpson			
Mike Greear (R)	Write-Ins	Over Votes	Under Votes	Yes	No	Over Votes	Under Votes
373	5	0	42	287	56	1	76
568	10	0	92	498	78	0	94
604	13	0	89	515	90	2	99
335	11	0	48	295	62	0	37
833	10	0	112	729	116	0	110
2,713	49	0	383	2,324	402	3	416



**Washakie County Official Precinct-by-Precinct Summary
Wyoming General Election - November 6, 2018**

Ten Sleep Senior Center 3-1
 Community Center Complex 5-1
 Community Center Complex 5-2
 Community Center Complex 5-3
 Community Center Complex 5-5
Total

Circuit Court Judge, Fifth Judicial District Bruce B. Waters				
Yes	No	Over Votes	Under Votes	
286	46	1	87	
494	70	0	106	
516	81	0	109	
288	61	0	45	
723	110	0	122	
2,307	368	1	469	



**Weston County Official Precinct-by-Precinct Summary
Wyoming General Election - November 6, 2018**

United States Senator						
	John Barrasso (R)	Gary Trauner (D)	Joseph Porambo (L)	Write-Ins	Over Votes	Under Votes
Newcastle - State Forestry Building 1-1	428	64	15	2	0	11
Newcastle - State Forestry Building 1-2	327	48	13	0	0	3
Osage Fire Hall 2-1	118	10	9	0	0	3
Upton Community Center 3-1	201	13	5	0	0	4
Upton Community Center 4-1	358	38	4	0	0	6
Newcastle - State Forestry Building 5-1	292	51	15	1	0	6
Newcastle - State Forestry Building 5-2	284	38	13	0	0	7
Newcastle - State Forestry Building 5-3	267	59	15	0	0	9
Total	2,275	321	89	3	0	49



**Weston County Official Precinct-by-Precinct Summary
Wyoming General Election - November 6, 2018**

United States Representative							
	Liz Cheney (R)	Greg Hunter (D)	Richard Brubaker (L)	Daniel Clyde Cummings (C)	Write-Ins	Over Votes	Under Votes
Newcastle - State Forestry Building 1-1	398	73	11	20	1	0	17
Newcastle - State Forestry Building 1-2	311	51	9	12	0	1	7
Osage Fire Hall 2-1	108	8	7	13	1	0	3
Upton Community Center 3-1	195	13	4	5	0	0	6
Upton Community Center 4-1	329	44	8	15	0	0	10
Newcastle - State Forestry Building 5-1	259	68	13	13	0	0	12
Newcastle - State Forestry Building 5-2	262	48	9	15	0	0	8
Newcastle - State Forestry Building 5-3	238	67	16	21	0	0	8
Total	2,100	372	77	114	2	1	71



**Weston County Official Precinct-by-Precinct Summary
Wyoming General Election - November 6, 2018**

Governor							
	Mark Gordon (R)	Mary A. Throne (D)	Lawrence Gerard Struempf (L)	Rex "T-Rex" Rammell (C)	Write-Ins	Over Votes	Under Votes
Newcastle - State Forestry Building 1-1	401	74	3	35	3	0	4
Newcastle - State Forestry Building 1-2	305	45	1	30	5	0	5
Osage Fire Hall 2-1	107	14	1	16	1	0	1
Upton Community Center 3-1	192	17	1	7	4	0	2
Upton Community Center 4-1	343	38	5	10	2	0	8
Newcastle - State Forestry Building 5-1	255	60	4	39	3	0	4
Newcastle - State Forestry Building 5-2	269	40	5	22	3	0	3
Newcastle - State Forestry Building 5-3	253	60	3	27	1	1	5
Total	2,125	348	23	186	22	1	32



**Weston County Official Precinct-by-Precinct Summary
Wyoming General Election - November 6, 2018**

Secretary of State						
	Edward Buchanan (R)	James W. Byrd (D)	Kit Carson III (L)	Write-Ins	Over Votes	Under Votes
Newcastle - State Forestry Building 1-1	437	53	21	0	0	9
Newcastle - State Forestry Building 1-2	326	44	13	0	0	8
Osage Fire Hall 2-1	114	9	10	0	0	7
Upton Community Center 3-1	193	12	6	0	0	12
Upton Community Center 4-1	346	35	13	0	0	12
Newcastle - State Forestry Building 5-1	293	43	14	0	0	15
Newcastle - State Forestry Building 5-2	284	31	16	0	0	11
Newcastle - State Forestry Building 5-3	265	54	18	0	0	13
Total	2,258	281	111	0	0	87



**Weston County Official Precinct-by-Precinct Summary
Wyoming General Election - November 6, 2018**

	State Auditor				
	Kristi Racines (R)	Jeff Dockter (D)	Write-Ins	Over Votes	Under Votes
Newcastle - State Forestry Building 1-1	439	63	0	0	18
Newcastle - State Forestry Building 1-2	332	44	0	0	15
Osage Fire Hall 2-1	119	13	0	0	8
Upton Community Center 3-1	197	13	0	0	13
Upton Community Center 4-1	349	38	0	0	19
Newcastle - State Forestry Building 5-1	304	45	0	0	16
Newcastle - State Forestry Building 5-2	289	33	0	0	20
Newcastle - State Forestry Building 5-3	278	59	0	0	13
Total	2,307	308	0	0	122



Weston County Official Precinct-by-Precinct Summary
Wyoming General Election - November 6, 2018

	State Treasurer					Superintendent of Public Instruction			
	Curt Meier (R)	Chris Lowry (D)	Write-Ins	Over Votes	Under Votes	Jillian Balow (R)	Write-Ins	Over Votes	Under Votes
Newcastle - State Forestry Building 1-1	447	60	0	0	13	462	4	0	54
Newcastle - State Forestry Building 1-2	323	54	0	0	14	335	6	0	50
Osage Fire Hall 2-1	119	14	0	0	7	121	2	0	17
Upton Community Center 3-1	194	17	0	0	12	194	1	0	28
Upton Community Center 4-1	345	34	0	0	27	365	3	0	38
Newcastle - State Forestry Building 5-1	295	51	0	0	19	310	4	0	51
Newcastle - State Forestry Building 5-2	298	32	0	0	12	302	1	0	39
Newcastle - State Forestry Building 5-3	281	57	0	0	12	296	6	0	48
Total	2,302	319	0	0	116	2,385	27	0	325



**Weston County Official Precinct-by-Precinct Summary
Wyoming General Election - November 6, 2018**

	Senate District 1				Senate District 3				
	Ogden Driskill (R)	Write-Ins	Over Votes	Under Votes	Cheri E. Steinmetz (R)	Marci Shaver (D)	Write-Ins	Over Votes	Under Votes
Newcastle - State Forestry Building 1-1	-	-	-	-	439	65	0	0	16
Newcastle - State Forestry Building 1-2	295	9	0	87	-	-	-	-	-
Osage Fire Hall 2-1	119	2	0	19	-	-	-	-	-
Upton Community Center 3-1	174	5	0	44	-	-	-	-	-
Upton Community Center 4-1	331	6	0	69	-	-	-	-	-
Newcastle - State Forestry Building 5-1	-	-	-	-	293	57	1	0	14
Newcastle - State Forestry Building 5-2	-	-	-	-	277	47	0	1	17
Newcastle - State Forestry Building 5-3	-	-	-	-	264	65	0	0	21
Total	919	22	0	219	1,273	234	1	1	68



**Weston County Official Precinct-by-Precinct Summary
Wyoming General Election - November 6, 2018**

	House District 1				House District 2			
	Tyler Lindholm (R)	Write-Ins	Over Votes	Under Votes	Hans Hunt (R)	Write-Ins	Over Votes	Under Votes
Newcastle - State Forestry Building 1-1	-	-	-	-	430	16	0	74
Newcastle - State Forestry Building 1-2	330	3	0	58	-	-	-	-
Osage Fire Hall 2-1	121	2	0	17	-	-	-	-
Upton Community Center 3-1	195	3	0	25	-	-	-	-
Upton Community Center 4-1	368	2	0	36	-	-	-	-
Newcastle - State Forestry Building 5-1	-	-	-	-	304	10	1	50
Newcastle - State Forestry Building 5-2	-	-	-	-	290	4	0	48
Newcastle - State Forestry Building 5-3	-	-	-	-	290	4	0	56
Total	1,014	10	0	136	1,314	34	1	228



**Weston County Official Precinct-by-Precinct Summary
Wyoming General Election - November 6, 2018**

	District Court Judge, Sixth Judicial District Michael N. "Nick" Deegan				Circuit Court Judge, Sixth Judicial District Paul S. Phillips			
	Yes	No	Over Votes	Under Votes	Yes	No	Over Votes	Under Votes
Newcastle - State Forestry Building 1-1	347	103	0	70	343	98	0	79
Newcastle - State Forestry Building 1-2	254	86	0	51	251	83	0	57
Osage Fire Hall 2-1	85	35	0	20	86	33	0	21
Upton Community Center 3-1	137	47	0	39	134	47	0	42
Upton Community Center 4-1	268	77	0	61	269	70	0	67
Newcastle - State Forestry Building 5-1	237	77	0	51	228	79	0	58
Newcastle - State Forestry Building 5-2	252	54	1	35	251	49	0	42
Newcastle - State Forestry Building 5-3	243	74	0	33	242	71	0	37
Total	1,823	553	1	360	1,804	530	0	403