



**2023** **MEDIA  
GUIDE**

## PRESEASON

<u>Date</u>	<u>Opponent</u>	<u>Time (CT)</u>	<u>TV</u>
Fri., Aug. 11	at Cincinnati Bengals . . . . .	6 p.m.	Packers TV Network
Sat., Aug. 19	NEW ENGLAND PATRIOTS . . . . . <i>Play Football Game</i>	7 p.m.	Packers TV Network
Sat., Aug. 26	SEATTLE SEAHAWKS (Gold Pkg.) . . . . . <i>Packers Give Back Game</i>	12 p.m.	Packers TV Network

\*All preseason games will also be broadcast on Telemundo


## REGULAR SEASON

<u>Date</u>	<u>Opponent</u>	<u>Time (CT)</u>	<u>TV</u>
Sun., Sept. 10	at Chicago Bears . . . . .	3:25 p.m.	FOX
Sun., Sept. 17	at Atlanta Falcons . . . . .	12 p.m.	FOX
Sun., Sept. 24	NEW ORLEANS SAINTS . . . . .	12 p.m.	FOX
Thu., Sept. 28	DETROIT LIONS (Gold Pkg.) . . . . .	7:15 p.m.	Prime Video
Mon., Oct. 9	at Las Vegas Raiders . . . . .	7:15 p.m.	ESPN
Sun., Oct. 15	BYE		
Sun., Oct. 22	at Denver Broncos . . . . .	*3:25 p.m.	CBS
Sun., Oct. 29	MINNESOTA VIKINGS . . . . .	*12 p.m.	FOX
Sun., Nov. 5	LOS ANGELES RAMS . . . . .	*12 p.m.	FOX
Sun., Nov. 12	at Pittsburgh Steelers . . . . .	*12 p.m.	CBS
Sun., Nov. 19	LOS ANGELES CHARGERS (Gold Pkg.) . . . . .	*12 p.m.	FOX
Thu., Nov. 23	at Detroit Lions . . . . .	11:30 a.m.	FOX
Sun., Dec. 3	KANSAS CITY CHIEFS . . . . .	*7:20 p.m.	NBC
Mon., Dec. 11	at New York Giants . . . . .	*7:15 p.m.	ABC
Sun., Dec. 17	TAMPA BAY BUCCANEERS . . . . .	*12 p.m.	FOX
Sun., Dec. 24	at Carolina Panthers . . . . .	*12 p.m.	FOX
Sun., Dec. 31	at Minnesota Vikings . . . . .	*7:20 p.m.	NBC
Sat./Sun., Jan. 6/7	CHICAGO BEARS . . . . .	TBD	TBD

\* This season, "flexible scheduling" for Sunday Night Football may be used up to twice between Weeks 5-10, and at the NFL's discretion during Weeks 11-17; for Monday Night Football at the NFL's discretion in Weeks 12-17; for Thursday Night Football it may be used up to twice between Weeks 13-17. During the flex-scheduling windows, the games initially scheduled for Sunday Night Football (on NBC), Monday Night Football (on ESPN or ABC) and Thursday Night Football (on Amazon Prime) are tentatively scheduled and subject to change. Only Sunday afternoon games (or those listed as TBD) are eligible to be moved to Sunday night, Monday night or Thursday night, in which case the initially scheduled Sunday/Monday/Thursday night game would be moved to Sunday afternoon. Sunday afternoon games may also be moved between 1:00 p.m. and 4:05 p.m. or 4:25 p.m. ET. As in prior seasons, for Week 18, the final weekend of the season, the scheduling of the Saturday, Sunday afternoon, and the Sunday night games is not assigned. The schedule for Week 18 will be announced no later than six days prior to that week's Saturday game (January 6, 2024).

## NFL POSTSEASON DATES

Jan. 13-14 . . . . .	AFC and NFC Wild Card Playoffs
Jan. 20-21 . . . . .	AFC and NFC Divisional Playoffs
Jan. 28 . . . . .	AFC and NFC Championship Games
Feb. 11 . . . . .	Super Bowl LVIII, Allegiant Stadium, Paradise, Nev.





# 2023 MEDIA GUIDE

DETAILED INDEX ON PAGES 578-583

2023 Packers Schedule . . . . . inside back cover  
 Club Information . . . . . 5

## PACKERS IN THE COMMUNITY

Community Involvement/Mission . . . . . 7

## ADMINISTRATION & COACHING STAFF

Staff Directory . . . . . 2  
 Biographies – Administration . . . . . 12  
 Executive Committee . . . . . 27  
 Biographies – Coaching Staff . . . . . 28  
 Biographies – Player Personnel Staff . . . . . 63  
 Biographies – Football Support Staff . . . . . 67  
 Staff Photos . . . . . 74

## THE PLAYERS

Biographies – Veteran Players . . . . . 83  
 Biographies – 2023 Draft Choices . . . . . 210  
 Biographies – Other Free Agents/First-Year Players . . . . . 237  
 2023 Roster by Position . . . . . 253  
 Pronunciation Guide . . . . . 253  
 2023 Alphabetical Roster . . . . . 254  
 2023 Numerical Roster . . . . . 255  
 How the Packers Were Built . . . . . 256

## 2022 SEASON IN REVIEW

Results . . . . . 258  
 Regular-Season Statistics . . . . . 259  
 Defensive/Special Teams Statistics . . . . . 260  
 Participation Chart . . . . . 261  
 Game Summaries . . . . . 262  
 Transactions . . . . . 279  
 NFL Final Standings . . . . . 281

## RECORDS & CHAMPIONSHIPS

Packers Individual Records . . . . . 283  
 Packers Opponent Individual Records . . . . . 300  
 Packers Team Records . . . . . 301  
 Lambeau Field Records . . . . . 316  
 The Last Time . . . . . 317  
 Annual Individual Leaders . . . . . 320  
 Annual Team Statistics . . . . . 328  
 Select Seasons . . . . . 330  
 Outstanding Performers . . . . . 333  
 Career Passing, Rushing & Receiving Leaders . . . . . 336  
 All-Time Scoring . . . . . 337  
 Thirteen Times World Champions . . . . . 435  
 Super Bowl Story . . . . . 436  
 Super Bowl Ring History . . . . . 444  
 Packers in the Playoffs . . . . . 446  
 Playoff Game Summaries . . . . . 447  
 Individual Playoff Records . . . . . 465  
 Team Playoff Records . . . . . 468  
 All-Time Coaching Records . . . . . 507  
 Attendance Records . . . . . 565

## HONORS

Packers in the Wisconsin Athletic Hall of Fame . . . . . 319  
 Packers in the Pro Football Hall of Fame . . . . . 472  
 Packers Hall of Fame, Green Bay . . . . . 477  
 All-Pro Selections . . . . . 478  
 NFL Awards . . . . . 480  
 Pro Bowl Selections . . . . . 481  
 Packers All-Time Teams . . . . . 495  
 Retired Packers Numbers . . . . . 504

## ALL-TIME RESULTS

Results by Team . . . . . 340  
 Results vs. Defunct Teams . . . . . 340  
 Results by Season, 1919-39 . . . . . 347  
 Results by Season, 1940-2022 . . . . . 350  
 Results by Season, Summary . . . . . 433  
 All-Time W-L Record . . . . . 434  
 Largest Point Margins . . . . . 434  
 Monday Night Football/Prime-Time Games . . . . . 482  
 Thanksgiving Day . . . . . 483  
 Overtime Games . . . . . 483  
 Preseason Games . . . . . 484

## ORIGINS

The Packers Story . . . . . 488  
 Packers Chronology . . . . . 494  
 Curly Lambeau, Biography . . . . . 501  
 Don Hutson, Biography . . . . . 502  
 Vince Lombardi, Biography . . . . . 503  
 Shareholder and Financial History . . . . . 505  
 Other Homes of the Packers, 1919-1994 . . . . . 565

## TEAMS PAST

First-Round Draft Choices . . . . . 236  
 Head Coaches . . . . . 507  
 Assistant Coaches . . . . . 508  
 All-Time Alphabetical Roster . . . . . 510  
 All-Time Uniform Numbers . . . . . 520  
 All-Time Drafts . . . . . 533  
 All-Time Practice Squad . . . . . 548

## LAMBEAU FIELD

Stadium Records . . . . . 316  
 Hallowed Ground . . . . . 558  
 Lambeau Field Atrium . . . . . 568  
 Titledown Development . . . . . 571

## NATIONAL FOOTBALL LEAGUE

2023 Schedule . . . . . 573  
 Nationally Televised Games . . . . . 575

## MEDIA INFORMATION

Packers Radio Network . . . . . 576  
 Packers TV Network . . . . . 577  
 Communications & Public Affairs Staff . . . . . 584

**THE GREEN BAY PACKERS' MISSION IS TO WIN CHAMPIONSHIPS AND DELIVER EXCELLENT GUEST EXPERIENCES WHILE GUIDED BY OUR CORE VALUES.**

**Teamwork, Respect, Stewardship, Integrity, Excellence**

**THE GREEN BAY PACKERS' VISION IS TO BECOME AND REMAIN THE STANDARD OF EXCELLENCE AGAINST WHICH ALL OTHER ORGANIZATIONS IN PROFESSIONAL SPORTS ARE MEASURED.**



© Copyright 2023 by Green Bay Packers, Inc. All rights reserved.

Information in this guide is as of June 9, 2023. The information in this publication has been compiled for use by the news media to aid in reporting on the Green Bay Packers. No part of this book may be reproduced or transmitted in any form or by any means, electronic or mechanical, including photocopying, recording, or by any information-storage and retrieval system, without permission in writing from Green Bay Packers, Inc.

**STREET ADDRESS**

Green Bay Packers, Inc.  
1265 Lombardi Ave.  
Green Bay, WI 54304

**MAILING ADDRESS**

P.O. Box 10628  
Green Bay, WI 54307-0628

**TELEPHONE NUMBERS**

Main Switchboard . . . . . 920-569-7500 Fan Information Hotline . . . . . 920-569-7502  
Ticket Office . . . . . 920-569-7501 Hall of Fame Hotline . . . . . 920-569-7512  
Packers Pro Shop . . . . . 920-569-7510 Stadium Tours Hotline . . . . . 920-569-7513  
Tittletown Information . . . . . 920-569-7505

www.packers.com www.lambeaufield.com www.packersproshop.com www.tittletown.com

**ADMINISTRATION**

Mark Murphy . . . . . President and Chief Executive Officer  
Ed Policy . . . . . Chief Operating Officer and General Counsel  
Paul Baniel . . . . . Vice President of Finance and Administration  
Craig Benzel . . . . . Vice President of Sales and Business Development  
Gabrielle Dow . . . . . Vice President of Marketing and Fan Engagement  
Nicole Ledvina . . . . . Vice President of Human Resources  
Jason Wahlers . . . . . Vice President of Communications  
Marissa Meli . . . . . Associate General Counsel  
Jerry Hanson . . . . . Staff Counsel  
Lisa Kaiser . . . . . Executive Assistant to the President  
Rhonda Borowicz . . . . . Senior Legal Assistant  
Mary Bartels . . . . . Executive Assistant of Finance  
Megan Roberson . . . . . Planning Specialist, Marketing & Sales  
Bob Harlan . . . . . Chairman Emeritus

**FOOTBALL OPERATIONS**

Russ Ball . . . . . Executive Vice President/Director of Football Operations  
Derrick Coleman . . . . . Assistant to Player Engagement  
Darryl Franklin . . . . . Chief of Staff  
Dawson Friedland . . . . . Senior Football Data Analyst  
Tanner Gess . . . . . Performance Dietitian  
Mike Halbach . . . . . Director of Football Technology  
Kelly Heim . . . . . Executive Assistant to the General Manager  
Matt Klein . . . . . Director of Football Logistics/Team Travel  
Adam Korzun . . . . . Director of Performance Nutrition  
Melanie Marohl . . . . . Director of Football Administration/Player Finance  
Joey Laine . . . . . Salary Cap Analyst  
Joe McKillip . . . . . Coaching Operations Coordinator  
Linda Nuthals . . . . . Director of Corporate Travel  
Jack Prominski . . . . . Manager of Football Analytics  
Eric Prosisle . . . . . Manager of Football Application Development  
Joe Reuter . . . . . Football Technology Assistant  
Bailey Righti . . . . . Football Application Developer  
Grey Ruegamer . . . . . Director of Player Engagement  
Sherry Schuldes . . . . . Director of Family Programs  
Madeleine Platten . . . . . Nutrition Fellow  
Colin Whitaker . . . . . Performance Dietitian

**COACHING**

Matt LaFleur . . . . . Head Coach  
Joe Barry . . . . . Defensive Coordinator  
Rich Bisaccia . . . . . Assistant Head Coach/Special Teams Coordinator  
Luke Butkus . . . . . Offensive Line Coach  
Tom Clements . . . . . Quarterbacks Coach  
Wendel Davis . . . . . Defensive Quality Control Coach  
Ryan Downard . . . . . Defensive Backs Coach  
John Dunn . . . . . Tight Ends Coach  
Chris Gizzi . . . . . Strength & Conditioning Coordinator  
Ramsen Golpashin . . . . . Offensive Quality Control Coach  
Rob Grosso . . . . . Offensive Quality Control Coach  
Justin Hood . . . . . Defensive Quality Control Coach  
Thaddeus Jackson . . . . . Strength & Conditioning Assistant  
Tim Lester . . . . . Senior Analyst  
Connor Lewis . . . . . Assistant Quarterbacks Coach  
Mark Lovat . . . . . Strength & Conditioning Assistant  
Ryan Mahaffey . . . . . Assistant Offensive Line Coach  
Jerry Montgomery . . . . . Defensive Line/Running Game Coordinator  
Quinshon Odom . . . . . Coaching Assistant (Minority Fellowship)  
Kirk Olivadotti . . . . . Inside Linebackers Coach  
Jason Revrovich . . . . . Pass Rush Specialist  
Ben Sirmans . . . . . Running Backs Coach  
Adam Stenavich . . . . . Offensive Coordinator  
Byron Storer . . . . . Assistant Special Teams Coach  
Grant Thorne . . . . . Strength & Conditioning Assistant  
Jason Vrable . . . . . Wide Receivers/Passing Game Coordinator  
Kyle Wilber . . . . . Special Teams Quality Control Coach  
Greg Williams . . . . . Passing Game Coordinator (Defense)

**PLAYER PERSONNEL**

Brian Gutekunst . . . . . General Manager  
Luke Benuska . . . . . College Scout  
Venzell Boulware . . . . . Pro Scout  
Quandon Christian . . . . . Pro Scout  
Chris Gaines . . . . . College Scout  
Lee Gissendaner . . . . . Senior Personnel Executive  
Milt Hendrickson . . . . . Director – Football Operations  
Joe Hueber . . . . . College Scout  
Sean Linton . . . . . College Scout  
Matt Malaspina . . . . . Director of College Scouting  
Danny Mock . . . . . College Scouting Coordinator  
Patrick Moore . . . . . Assistant Director of College Scouting  
Mike Owen . . . . . College Scout  
Brandian Ross . . . . . College Scout  
Sam Seale . . . . . National Scout  
Jon-Eric Sullivan . . . . . Vice President of Player Personnel  
Brett Thiesen . . . . . College Scout  
Autumn Thomas-Beenenga . . . . . Pro Personnel Manager  
Darc Whipple . . . . . Scouting Assistant  
Richmond Williams . . . . . Director of Pro Personnel  
John Wojciechowski . . . . . Director of Player Personnel

**VIDEO**

Chris Kirby . . . . . Video Director  
Andy Muckerheide . . . . . Assistant Video Director  
Nick Goddard . . . . . Video Assistant  
Mitch Koller . . . . . Video Assistant

**EQUIPMENT**

Gordon "Red" Batty . . . . . Equipment Manager  
Tom Bakken . . . . . Assistant Equipment Manager  
Brian Nehring . . . . . Assistant Equipment Manager  
Tim Odea . . . . . Equipment Assistant  
Chris Kuehn . . . . . Equipment Assistant

**MEDICAL**

Bryan Engel . . . . . Director of Sports Medicine/Head Athletic Trainer  
Dr. Chris Carr . . . . . Director of Performance Psychology and  
Team Behavioral Health Clinician  
Dr. Patrick McKenzie . . . . . Team Physician  
Dr. Robert Anderson . . . . . Associate Team Physician  
Dr. James Ebben . . . . . Associate Team Physician  
Dr. Michael Ryan . . . . . Associate Team Physician  
Nate Weir . . . . . Associate Athletic Trainer/  
Director of Rehabilitation & Return to Play  
Kurt Fielding . . . . . Assistant Athletic Trainer  
Andrew DePietro Paolo . . . . . Assistant Athletic Trainer  
Erin Roberge . . . . . Assistant Athletic Trainer  
Ally Krieski . . . . . Fellowship Athletic Trainer  
Grant Smith . . . . . Fellowship Athletic Trainer  
Joe Smith . . . . . Fellowship Athletic Trainer  
Melissa Wieand . . . . . Fellowship Athletic Trainer

**COMMUNICATIONS**

Sarah Quick . . . . . Assistant Director of Communications  
Tom Fanning . . . . . Assistant Director of Communications  
Nate LoCascio . . . . . Communications Coordinator  
Evan Siegle . . . . . Manager of Team Photography  
Claire Trattner . . . . . Communications Intern

**PUBLIC AFFAIRS**

Aaron Popkey . . . . . Director of Public Affairs  
Katie Hermesen . . . . . Public Affairs Manager  
Cliff Christl . . . . . Team Historian  
Kaitlin Foley . . . . . Public Affairs Intern

## BRAND AND MARKETING

Joan Malcheski	Director of Brand and Marketing
Garrison Cummings	Assistant Director of Brand and Marketing
Brian O'Connell	Senior Digital Analyst
Kristen Shand	Digital Marketing and Fan Insight Coordinator
Jeremy Garth	Digital Marketing Coordinator
Bill Luebker	Manager of Creative Design
Elizabeth Lasee	Graphic Designer
Morgan Collins	Design Intern
Haylee Helmle	Fan Engagement Manager
Delanie Mikesell	Fan Engagement Intern
Hannah Puissant	Fan Engagement Coordinator
Brooke Huben	Fan Engagement Intern

## COMMUNITY OUTREACH

Cathy Dworak	Director of Community Outreach and Player/Alumni Relations
Bobbi Jo Eisenreich	Manager of Corporate and Foundation Giving
Ryan Fenc	Football Outreach Manager
Amanda Wery	Community Outreach Manager
Nathanael Washington	Player/Alumni Specialist
Julie Broeckel	Corporate Giving Coordinator
Larissa Martinez	Corporate Giving Coordinator
Iyan Peilfree	Community Outreach Intern

## DEVELOPMENT AND HOSPITALITY

Charlie Millerwise	Director of Development and Hospitality
Jackie Krutz	Manager of Tittletown Residential and Programs
Jessica Dickhut	Tittletown Events Coordinator
Julie Leung	Tittletown Programs Coordinator
Lexi Potts	Development & Hospitality Coordinator
Hannah Meyer	Tittletown Marketing and Digital Coordinator
Will Corgan	Tittletown Digital Content Intern
Pat Cavanaugh	Events Sales & Service Manager
Wendy Jansen	Manager of Lambeau Field Events
Scout Johnson	Events Sales Executive
Jenny Steinhart	Lambeau Field Events Administrator
Hanna Goral	Events Specialist
Leianna Shortess	Tittletown Programs Intern

## DIGITAL, BROADCAST AND GAME PRESENTATION

Kregg Shilbauer	Director of Digital, Broadcast and Game Presentation
Kandi Goltz	Assistant Director of Game Presentation and Live Events
Duke Bobber	Assistant Director of Digital
Ryan Hartwig	Assistant Director of Social Media
Adam Hoebelheinrich	Broadcast Manager/Producer
Matt Arvin	Manager of Game Day Productions
Mike Spofford	Editor
Wes Hodiakiewicz	Senior Writer
Larry McCarrren	Sports Analyst
Mike Vandersnick	Videographer/Editor
Tyler Gajewski	Videographer/Editor
Daniel Lopez	Videographer/Editor
Nick McGahan	Videographer/Editor
Taylor Rogers	Video Producer
Steven Hudy	Senior Social Media Coordinator
Ben Borus	Social Media Coordinator
Jennifer Brien	Digital UX Coordinator
Nicole Timm	Digital, Broadcast, & Game Presentation Associate
Kelsey Tehan	Social Media Intern
Justin Allen	Game Presentation Production Intern
Michael Houseman	Broadcast Production Intern

## FACILITIES

Mike Moynihan	Director of Facility Operations
Justin Dantzman	Assistant Director of Facility Operations
Todd Edlebeck	Facilities Manager
Brad "Gus" Gustafson	Manager of Atrium Operations
Kyle Nooker	Tittletown Facilities Manager
Bill Rasmussen	Facilities Manager
Michael Renier	HVAC Manager
Bill Roubal	Electrical Manager
Christine Wahlen	Facilities Office Manager
Christopher Schmit	Stadium Housekeeping Coordinator
Dave Tilot	Facilities Supervisor

Corey Wentland	Facilities Supervisor
Craig Nooyen	Sr. HVAC Technician
James Brocker	Sr. HVAC/R Technician
Clyde Watson	HVAC Technician
Bill Miller	Plumber/Beverage Systems Technician
Jon Corpron	Journeyman Electrician
Eric DeMars	Facilities Assistant
John Heimerl	Facilities Assistant
Randy Baker	Atrium Operations Lead
Joshua Robinette	Atrium Operations Lead
Joe Setzkorn	Atrium Operations Lead
Dan Skaleski	Atrium Operations Lead
Israel Torres	Atrium Operations Lead
John Whitcomb	Atrium Operations Lead
Jordy Dale	Tittletown Facilities Assistant Manager
Erik Whitman	Tittletown Facilities Assistant Manager
Tony Sigl	Tittletown Facilities Supervisor
Ryan Anderson	Tittletown Facilities Maintenance Assistant
Arthur Robinson	Tittletown Facilities Maintenance Assistant
Ken Sulewski	Tittletown Facilities Maintenance Assistant

## FIELDS

Allen Johnson	Fields Manager
Joe Ranthum	Tittletown Landscape Manager
Bart Bartelme	Lead Fields Assistant
Derek Paris	Fields Assistant
Ryan Blise	Fields Assistant
Samuel Weiss	Fields Intern
Brent King	Horticulture Technician

## FINANCE

Carla Schrank	Accounting Manager
Scott Murphy	Accounting Manager
Ben Brossard	Senior Accountant
Ryan Thurk	Senior Accountant
Andrew Podlask	Staff Accountant
Paige Green	Payroll Coordinator
Jill Austinson	Accounting Specialist
Wendy Pasowicz	Accounts Payable Specialist
Julie Van Asten	Accounts Payable Specialist
Angelica Loret	Accounting Coordinator

## HUMAN RESOURCES

Rob Davis	Director of Organizational Development & DEI
Robyn Waller	Benefits Manager
Chris Cohorst	Human Resources Manager
Emma Wiese	Human Resources Intern

## INFORMATION TECHNOLOGY

Kenny Ansel	Director of Information Technology
Tony Smith	Assistant Director / IT Risk Manager
Justin Ruckel	Infrastructure and Security Manager
Mike Jelenic	Senior Systems Administrator
Tony Marconi	Systems Administrator
Bobbi Cameron	Business Systems Analyst
Andy Cornelissen	Data Warehouse Analyst
Jerry Burke	Application Administrator
Eric Scott	Network Engineer
Kevin Mooney	Network Administrator
Rob Konitzer	Audio Visual Systems Specialist
Troy VanWychen	Information Technology Support Specialist
Jon Zeininger	Computer Systems Administrator
Becky Lamal	Help Desk Supervisor/Administrative Assistant
Garret Poole	Client Support Specialist
Jacob Wachuta	IT Support Specialist
Ryan Bruckschen	Information Technology Intern
Chloe Nutter	Information Technology Intern



## RETAIL OPERATIONS

Chrysta Jorgensen	Director of Retail Operations
Jennie Robertson	Ecommerce Manager
Kodi Jensen	Ecommerce Photographer & Visual Design Specialist
Aliisa Siekkinen	Ecommerce Marketing Specialist
Jennifer Pertzborn	Merchandise Manager
Patrick Luce	Senior Buyer
Jessica Hill	Buyer
Theresa Pagel	Ecommerce Merchandise Specialist
Andy Bomskie	Retail Purchasing and Inventory Specialist
Cody Boeck	Manager of Retail Operations and Customer Service
Derek Dimmer	Retail Store Manager
Lisa Treichel	Assistant Store Manager
Darren Lohr	Assistant Store Manager
Tim Hodek	Assistant Store Manager
Tim Schroeder	Manager of Retail Distribution Center
Gavin Carrigan	Assistant Manager of Retail Distribution Center
Judy Pedersen	Assistant Manager of Retail Distribution Center
Mark Merkey	Assistant Manager of Retail Distribution Center
Chloe Williams	Ecommerce Marketing Intern

## SALES & BUSINESS DEVELOPMENT

Chad Watson	Director of Sales and Business Development
Sara Short	Assistant Director of Partnership Services
Justin Wolf	Assistant Director of Corporate Sales
Brennan Feldhausen	Manager of Corporate Sales - Milwaukee Office
David LeGrand	Manager of Broadcast Sales
Lisa Nortman	Manager of Partnership Services
Shea Greil	Senior Partnership Services Coordinator
Krista Bye-Nagel	Partnership Services Coordinator
Meiling Hudson	Partnership Services Coordinator - Milwaukee Office
Matthew Ward	Partnership Services Coordinator - Milwaukee Office
Tyler McCune	Partnership Services Fulfillment Coordinator
Mariah Larson	Digital Content Revenue Coordinator
Stephanie Blavat-Vesely	Partnership Sales and Service Executive
Craig Decker	Corporate Sales Executive
Dana Kressig	Corporate Sales Executive - Digital Sales
Jon Murphy	Corporate Sales Executive
Steve Reedy	Corporate Sales Executive
Lynn Vandenberg	Media Sales Assistant
Scott Thompson	Business Analytics Manager
Samantha Satter	Business Development Analyst
Chancellor Dickson	Business Analytics Intern
Arjan Dhillon	Sales Intern
Anthony Medina	Activation Intern
Nicole Tucker	Activation Intern
Drew Lecheler	Activation Intern - Milwaukee Office

## SECURITY

Doug Collins	Director of Security/Risk Management
Scott Peters	Assistant Director of Security
Justin Crabb	Assistant Director of Security
Andrew Wellens	Building Security Supervisor
Peter Yurek	Building Security Supervisor
Mike Agnew	Security Officer
Steven Golla	Security Officer
Scott Hansen	Security Officer
Ken Kirkpatrick	Security Officer
Jesse Motto	Security Officer
Steve Riske	Security Officer
Paul Schmit	Security Officer
Bob Slaby	Security Officer
Craig Stevens	Security Officer
Joe Stewart	Security Officer
Keith Yang	Security Officer
Randy Vogel	Security Officer
Jamie Woodbeck	Security Officer
Brandon Arndt	Shipping and Receiving Coordinator
Laurie Taicher	Security/Risk Management Assistant
Jeff Stauber	Emergency Planning/Safety Coordinator
Barb Gehlhoff	Mail Clerk
Gregory Wilinski	Mail Clerk

## STADIUM SERVICES

Jennifer Ark	Director of Stadium Services
Keith Cronin	Manager of Guest Services
Barb Van De Hey	Guest Services Coordinator
LaFawn Joslin	Guest Services Assistant
Betsy Frenzel	Guest Services Assistant
Sue Last	Guest Services Assistant
Mara Allen	Guest Services Assistant
Karyn Erdman	Guest Services Assistant
Jeff Johnson	Guest Services Assistant
Spencer Larson	Manager of Hall of Fame & Stadium Tours
Brent Hensel	Hall of Fame Curator
Jacob Sverais	Hall of Fame and Stadium Tours Sales Executive
Justine Kaempfer	Hall of Fame and Stadium Tours Coordinator
Jake Krueger	Hall of Fame and Stadium Tours Intern

## TICKETING & PREMIUM SEATING

Jason McDonough	Director of Ticketing and Premium Seating
Philip Caldwell	Manager of Ticketing
Daniel Moss	Manager of Premium Seating
Chris Kloehn	Ticket Office Coordinator
Sue Zernicke	Senior Ticket Office Coordinator
Jeff Burrue	Ticket Operations Coordinator
Reece Oliver	Premium Seating Sales Executive
Nick Castillo	Premium Seating Coordinator
Kevin Kummerow	Premium Seating Coordinator
Molly Linnane	Premium Seating Coordinator
Isaac Arneman	Ticketing Intern
Michael Cherek	Ticketing Intern
Sophia Peña	Premium Seating Intern



**First Season:** 1919 (independent)  
**First NFL Season:** 1921 (American Professional Football Association)  
**Founders:** E.L. "Curly" Lambeau and George Whitney Calhoun  
**All-Time Record:** 826-615-38 (.573) in league games  
 Reg. Season: 790-590-38 (.572)  
 Postseason: 36-25 (.590)  
**NFL Titles:** 13 — 1929-31, 1936, 1939, 1944, 1961-62, 1965-67, 1996, 2010  
**Division Titles:** 26 — 1936, 1938-39, 1944, 1960-62, 1965-67, 1972, 1995-97, 2002-04, 2007, 2011-14, 2016, 2019-21  
**Conference:** National Football Conference  
**Division:** North Division  
**Training Camp:** Lambeau Field, Green Bay, Wis. Including Ray Nitschke Field and Don Hutson Center

**Stadium:** Lambeau Field  
**Capacity:** 81,041  
**Surface:** SISGrass  
**Year Opened:** 1957  
**League Games:** 411 (incl. 25 postseason, 66 years)  
**Team Colors:** Dark Green (PMS 5535), Gold (PMS 1235) and White  
**Radio:** Flagship — The Game WRNW (97.3 FM) and statewide Packers Radio Network  
**Preseason TV:** WTMJ-TV (Ch. 4) in Milwaukee and WGBA-TV (Ch. 26) in Green Bay originate state/regional network  
**City of Green Bay:**  
 Population: 106,095  
 TV Market: 69th  
 Average Snow: 51.4 inches/year  
 Avg. High Temp: 81° F in July; 26° in January

## SHAREHOLDERS

- The Green Bay Packers have been a publicly owned, nonprofit corporation since 1923. They were first organized as the Green Bay Football Corp., and then reorganized in 1935 as Green Bay Packers, Inc.
- There are approximately 5,204,625 shares owned by 538,967 stockholders — none of whom receives any dividend on the initial investment.
- The corporation is governed by a board of directors and a seven-member executive committee.
- One of the more remarkable business stories in American history, the team is kept viable by its shareholders — its unselfish fans. Even more incredible, the Packers have survived during the current era, permeated by free agency and the NFL salary cap. And, thanks in large part to Brown County's passage of the 2000 Lambeau Field referendum, the club will remain solvent and highly competitive well into the future due to its redeveloped stadium.
- Fans have supported the team financially on several occasions, including six stock sales: 1923, 1935, 1950, 1997, 2011 and 2022.
- To protect against someone taking control of the team, the articles of incorporation prohibit any person from owning more than 200,000 shares.



## GREEN BAY PACKERS 2023 MEDIA GUIDE

**Editor:** Tom Fanning

**Research:** Nate LoCascio, Claire Trattner, Cliff Christ

**Proofreading:** John Watters, Nate LoCascio, Claire Trattner, Cliff Christ

**Writing:** Tom Fanning, Nate LoCascio, Jason Wahlers, Sarah Quick, Aaron Popkey, Katie Hermesen, Cliff Christ

**Additional editorial, writing, design and research assistance:** Autumn Thomas-Beenenga, Melanie Marohl, Cathy Dworak, Bobbi Jo Eisenreich, Brent Hensel, Tom Pigeon, Eric Goska, *Green Bay Press-Gazette* and *Milwaukee Journal Sentinel* archives and special acknowledgement to previous communications/public relations staff members and interns.

**Cover:** Designed by Treena Scharbius; TreeHouse Design.

**Other photos:** Evan Siegle, Corey Wilson, Vernon Biever, James Biever, Matt Becker, Harmann Studios, *The Associated Press*, AP Images, Getty Images, the Stillier-Lefebvre collection (including the Neville Public Museum), Duke Bobber, Tyler Gajewski, Brenda Spaude, Steve Ryan, Keegan Wright, NFL Photos, David Elliott, the *Green Bay Press-Gazette*, Rick Wood (*Milwaukee Journal Sentinel*), Cathy Dworak, Bobbi Jo Eisenreich, Tom Hauck, Elkus Manfried Architects, Wild Blue Technologies and all sports information departments from schools of draft choices and undrafted free agents, recent and years past.

The team wishes to thank the following for their invaluable help in producing this guide: the entire staff at **Elias Sports Bureau** (including Seymour Siwoff, Steve Hirt, Santo Labombarda, Alex Stern, Peter Hirt, Chris Thorn, Frank Labombarda, John Labombarda, Kevin Hines, Ken Hirdt, Tom Hirt, Randy Robles, Bob Rosen, Bob Tracy, Bob Waterman, Matt Martingale, Todd Betzag, Sal D'Agostino, John Carson, Chris Slowik, Dan Hopard, Dennis Hirt, John McCarthy, Ben Rosenberg and Jennifer Giaconia); **TruMedia**; **Sportradar**; **STATS LLC**; **pro-football-reference.com**; **Brown County Library** (Mary Jane Herber); **Jostens Corporation** (Ken Westland & Bob Skoronski); the **NFL communications department** (including Mike Signora, Zak Gilbert and Sam Drexler); Paul Spinelli; **NFL player personnel** (Joel Bussert); **NFL Films**; the **Pro Football Hall of Fame** (Pete Fierle and Saleem Choudhry); the **Packers Hall of Fame** (Tom Murphy); **Z.D. Studios** (including Jason Albert); **CoSiDA** and the sports information departments at its member schools; colleagues at other NFL teams; and **Press Pass Ink** (Shirley Cleereman).

Most of the historical data covering the Packers' first 50 years from 1919 to 1968 was taken from the team's official records; Packers press books and press guides dating to the early 1930s; interviews with former players, staff members and fans dating to the 1920s; the Brown County Library's local history department; and the pages of the *Green Bay Press-Gazette*. George Whitney Calhoun, co-founder of the Packers, worked for the paper for 40 years as a telegraph editor, city editor and sports editor and continued to write columns in retirement about Packers history until his death in 1963. For nearly 30 years, from 1919 to 1947, Calhoun also doubled as the Packers' publicist. In addition, he was the team's secretary for nearly 20 years and a member of its board of directors for nearly 35 years.

Additional historical input was derived from the writings of Val Schneider, Art Bystrom, John Walter, Art Daley and Lee Rimmel of the *Green Bay Press-Gazette* and Bud Lea and several others from the *Milwaukee Sentinel* and *The Milwaukee Journal*.

The following books also were used as sources: the annual *NFL Record & Fact Book*, *Total Packers*, *Total Football II*, the *NFL Encyclopedia* and *The Packer Legend* by John Torinus. Other valuable information was gleaned from Ron Wolf, Eric Goska, John Maxymuk, Rick Gosselein, David Dolan, Guy Hankel, Joe Cronin, and John Karl and family.

**Printing:** Walsworth in association with Press Pass Ink. Printed on recycled paper.

**Layout and design:** Sarah Quick & Treena Scharbius  
**Executive Editor:** Sarah Quick





**IN THE  
COMMUNITY**

## GREEN BAY PACKERS GIVE BACK

*We believe in being inclusive of all groups. As the only community-owned NFL team, we are committed to developing youth, strengthening communities and recognizing the positive impact of current and former players.*



## GREEN BAY PACKERS GIVE BACK



### DEVELOPING YOUTH THROUGH EDUCATION

- CHARACTER PLAYBOOK
- CHARACTER PLAYBOOK COMMUNITY IMPACT PROJECT
- LEAP FOR LEARNING PROGRAM
- EMPOWER
- TUNDRA TALES
- TIMEOUT FOR READING
- PACKERS STUDENT ART CONTEST
- PASS IT FORWARD PROGRAM
- SOCIAL RESPONSIBILITY COMMUNITY GRANT
- SCHOLARSHIPS

### DEVELOPING YOUTH THROUGH FOOTBALL OUTREACH

- NFL FLAG REGIONAL TOURNAMENT
- NFL FLAG CHAMPIONSHIPS
- 11-ON
- EXCEPTIONAL ABILITIES CHALLENGE
- GREEN BAY PACKERS HIGH SCHOOL COACH OF THE WEEK
- HIGH SCHOOL PLAYS OF THE MONTH
- FOOTBALL OUTREACH CAMPS
- FOOTBALL OUTREACH EDUCATION OPPORTUNITIES
- FOOTBALL OUTREACH GRANT AND EQUIPMENT DONATION OPPORTUNITIES



## STRENGTHENING COMMUNITIES WITH COMMUNITY EVENTS

COMMUNITY BLOOD DRIVES  
SPOOKTACULAR  
THANKSGIVING DINNER  
FESTIVAL OF LIGHTS  
BLANKETING BROWN COUNTY  
PROJECT PLAY 60

## STRENGTHENING COMMUNITIES WITH MONETARY & IN-KIND GIVING

AUTOGRAPHED ITEMS  
MONETARY  
CLOTHING AND TOILETRIES  
COMMUNITY EVENTS GRANTS  
VOLUNTEER CENTER OF BROWN COUNTY  
CAUSE-SPECIFIC GIVING  
GREEN BAY PACKERS GIVE BACK IMPACT GRANT

## STRENGTHENING COMMUNITIES THROUGH STAFF GIVING & VOLUNTEERISM

PACKERS GIVE BACK DAYS  
DOLLARS FOR DOERS  
MATCHING GIFTS  
GREEN BAY PACKERS UNITED WAY CAMPAIGN  
LADIES OF LAMBEAU

## PLAYERS' IMPACT

PLAYER INITIATIVES  
PLAY 60 COMMUNITY EVENT IN LONDON  
PALS PROGRAM-PACKERS PLAY 60 NIGHT  
FUEL UP TO PLAY 60 SCHOOL VISIT  
MAKE-A-WISH VISITS  
SALVATION ARMY RED KETTLE CAMPAIGN  
MY CAUSE MY CLEATS  
WALTER PAYTON NFL MAN OF THE YEAR NOMINEE  
ED BLOCK COURAGE AWARD



## ALUMNI IMPACT

CHILDREN'S WISCONSIN CELEBRITY  
GOLF INVITATIONAL  
PACKERS ROAD TRIP  
LEROY BUTLER PRO FOOTBALL HALL OF  
FAME INDUCTION  
ALUMNI WEEKEND 2022  
ALUMNI SPORTING CLAYS  
PACKERS EVERYWHERE PEP RALLIES  
PACKERS ALUMNI IN LONDON  
HALL OF FAME TOURS



## GREEN BAY PACKERS FOUNDATION

IMPACT GRANTS  
BROWN COUNTY IMPACT-GRANT RECIPIENTS  
MILWAUKEE COUNTY IMPACT-GRANT RECIPIENT  
DANE COUNTY IMPACT-GRANT RECIPIENT  
ANNUAL GRANT DISTRIBUTION  
GIVE BIG GREEN BAY

## INSPIRE CHANGE

PACKERS PROTECT & SERVE AWARD  
INSPIRE CHANGE CHANGEMAKER AWARD  
SOCIAL-JUSTICE GRANTS

## PACKERS VS. CANCER CAMPAIGN

PACKERS VS. CANCER HIGH SCHOOL  
FOOTBALL GAME





## MILITARY SUPPORT

## OPERATION FAN MAIL

Presented by WPS Health Solutions

## SALUTE TO SERVICE TOURNAMENT

## HUDDLE FOR HEROES

## WISCONSIN CHALLENGE ACADEMY VISIT

## STARS AND STRIPES HONOR FLIGHT

## SALUTE TO SERVICE MONTH

## NFL SALUTE TO SERVICE AWARD

## PACKERS GIVE BACK VETERANS IMPACT GRANT

## HONORING RETIRING MILITARY MEMBERS

## TRAINING CAMP &amp; GAMEDAY ACTIVITIES

## BACK TO FOOTBALL EVENTS

## PACKERS FAMILY NIGHT

Presented by Belin Health

## PACKERS GIVE BACK GAME

## FIRST DOWNS FOR TREES

## TACKLE HYGIENE WITH EVERY CATCH

## TOUCHDOWNS FOR HUNGER

## HIGH SCHOOL QUARTERBACK CHALLENGE

Presented by HPE and Camera Corner

MORE DETAILED INFORMATION ON GREEN BAY PACKERS GIVE BACK  
CAN BE FOUND ON [WWW.PACKERS.COM/COMMUNITY](http://WWW.PACKERS.COM/COMMUNITY)





# ADMINISTRATION & COACHES





# MARK MURPHY

## PRESIDENT & CHIEF EXECUTIVE OFFICER

Mark Murphy, possessor of extensive experience in professional football and sports administration, is in his 16th year as the Packers' President and CEO.

Under Murphy's guidance, the organization continues to rank as one of the NFL's premier franchises, with highly successful operations both on and off the field. On the field, the team has compiled a 164-97-2 overall record (.627), the NFL's second-best mark during Murphy's tenure. Additionally, the club has made 11 playoff trips, including a team-record eight straight (2009 to 2016), advanced to five NFC title games and earned a victory in Super Bowl XLV. Off the field, the club continues to perform well in its business efforts, which allows the organization to support football operations. The fan experience at Lambeau Field, a top priority for the organization, continues to be ranked among the best in sports.

It was a direction both Murphy and the organization envisioned when Murphy was elected by the Packers' Board of Directors as the franchise's 10th Chief Executive Officer on Dec. 3, 2007. He began his work with the organization as president-elect on Jan. 1, 2008, and then formally took over on Jan. 28, 2008.

"I am honored to have been selected and very appreciative of this tremendous opportunity," Murphy said the day of his election. "The Packers are one of the great franchises in all of professional sports, with a rich history and incredible fan support. These are successful times for the Packers. On the field they're performing well, and off the field, they're in great shape, too. I look forward to being a part of that continued success."

Murphy, who holds a law degree and an MBA in finance, brought a unique and highly qualified background to his role as head of one of the NFL's flagship franchises, first drawing from a deep understanding and appreciation of the game that comes from an eight-year playing career with the Washington Redskins. Later, he served a combined 16 years as director of athletics at Colgate University and Northwestern University, and was an assistant executive director of the NFL Players Association and a trial attorney with the U.S. Department of Justice.

In addition to his playing career and work with the NFL Players Association, Murphy had maintained his ties to the NFL through his work on the Commissioner's Player Advisory Committee (1994-2002) as well as the NFL Youth Football Committee (2002-2011). Additionally, his NFL experience includes Super Bowl wins as a player (XVII, 1982) and as a CEO (XLV, 2010), believed to be the first such achievement in league history.

NFL commissioner Roger Goodell, recognizing the unique experience and skills Murphy brought to the NFL as the Packers' CEO, in 2008 appointed him to the NFL's Management Council Executive Committee, the NFL owners' committee whose responsibility was to serve as the bargaining team during negotiations with the NFL Players Association which resulted in a 10-year Collective Bargaining Agreement in 2011, and a new CBA in 2020 that extends through the 2030 season. The position has afforded Murphy the opportunity to regularly contribute at the league level, ensuring the organization has a voice in NFL matters.

"Mark's rare blend of experiences makes him integral to the future of the Packers and the NFL," said Goodell when appointing Murphy. "His accomplishments as an NFL player, his work with the NFLPA, and now his leadership of the Packers, provide a unique perspective to the league and also to the players. He's very effective in discussions with NFLPA executives. Mark is a bright and thoughtful individual who understands what needs to get done to create a system that benefits all sides for years to come. He is very reasonable and wants what's best for fans,



### AT A GLANCE ...



- Named Packers President/CEO on Dec. 3, 2007, by the Packers' Board of Directors; formally assumed position on Jan. 28, 2008.
- Serves on the NFL's Management Council Executive Committee, College Relations Committee, Player Safety Advisory Panel, Health and Safety Committee and NFL Foundation Committee.
- Served a combined 16 years as director of athletics at Northwestern University (2003-07) and Colgate University (1992-2003) prior to joining the Packers.
- Enjoyed an eight-year NFL playing career with the Washington Redskins (1977-84); served as co-captain from 1980-84, including the Super Bowl title team of 1982. Earned All-Pro and Pro Bowl honors in 1983 after leading the NFL with nine INTs.
- Is believed to be the only person to earn a Super Bowl ring as a player (XVII, 1982) and as a team's chief executive (XLV, 2010).
- Served as Washington's player representative to the NFL Players Association from 1980-84, including the position of vice president of the players union (1983-84).
- Holds a law degree from Georgetown University (1988) and an MBA in finance from American University (1983).
- Served as assistant executive director of the NFL Players Association (1985-88) and as a trial attorney with the U.S. Department of Justice (1989-92).
- Served on the NFL Commissioner's Player Advisory Committee (1994-2002) and the NFL Youth Football Committee (2002-2011), and currently serves on USA Football's Board of Directors.
- While a player with Washington, participated in the second-highest-scoring game in *Monday Night Football* history, a 48-47 loss to the Packers on Oct. 17, 1983, at Lambeau Field. It is the highest-scoring regular-season game in Packers history.

the game and players, as we all do."

Murphy also serves on the Health and Safety Committee, the College Relations Committee, the Player Safety Advisory Panel and the NFL Foundation Committee. He also served on the Competition Committee for a number of years.

Upon joining the Packers, Murphy broadened his knowledge of the franchise, its operations and its standing in the community by meeting with employees, shareholders, fans and members of the Board of Directors, as well as many community groups.

Among his first initiatives was to update the organization's strategic plan, a process involving all the leadership positions of the organization, including the Executive Committee and football operations. The process created core objectives to serve as a backdrop for all key business decisions. In a move to enhance those objectives, Murphy restructured the management of the organization, which included creating a new senior-leadership staff overseeing administration and finance, communications, football operations, human resources, legal, marketing and fan engagement, and sales and corporate partnerships. The structure reflects the growth the organization has experienced in recent years and gives broader coverage across all operations with more people involved on a senior-management level. Likewise in 2018, Murphy restructured the football operation with the head coach, general manager and executive vice president/director of football operations reporting to the president and CEO, a move that has improved communication and collaboration.

Murphy also is directing the organization's master plan involving Lambeau Field, the Lambeau Field Atrium, the practice facilities, and property the organization owns adjacent to the stadium. Under his guidance since 2008, more than \$600 million has been invested in Lambeau Field, all financed without public tax money. Included in the projects were an expansion

and renovation to the stadium and Atrium that included a new distributed-audio sound system (2011), two then-new HD video boards and Bellin Health Gate on the north end of the stadium (2012), 7,000 additional seats in the south end zone served by the South Gate (2013), a larger Oneida Nation Gate and new football facilities (2013), the American Family Insurance Gate, a redeveloped Harlan Plaza and new Packers Pro Shop (2014), a new Packers Hall of Fame and restaurant, 1919 Kitchen & Tap (2015), a renovation of suites and club seats (2017), an upgrade of the stadium concourses, including renovated concessions and enhanced sound systems and larger video monitors (ongoing), new video boards (2023), expanded football facilities, including new team meeting rooms, position meeting rooms, coaches' offices and a new larger conditioning rehabilitation and instructional center (CRIC) (2023).

To support the Lambeau Field projects, Murphy directed the Packers' fifth and sixth stock sales, efforts that netted the organization more than \$129 million combined. More than 466,000 shares were sold during the offerings, ending in 2011 and 2022, respectively, with more than 426,000 new shareholders joining the Packers' ownership ranks.

To the west of Lambeau Field, Titledown has dramatically taken shape over the last several years. The 45-acre mixed-used real-estate development that was announced in 2015 is building upon the success of the renovated Lambeau Field and complements the vibrant business and hospitality clusters in the area that have experienced enhancement in recent years. Titledown, which opened in 2017, has become a destination for visitors and residents alike with its public park and plaza a hub of activity year-round, including snow-tubing lanes on Ariens Hill and an ice-skating rink and trail in the winter. The public park also has a 100-yard artificial-surface football field and a state-of-the-art playground. Lodge Kohler, a four-diamond hotel; Bellin Health Titledown Sports Medicine & Orthopedics; and Hinterland Restaurant and Brewery have been successful anchor tenants. Opening in 2019 was TitledownTech, a joint venture between the Packers and Microsoft aimed at driving regional economic growth and job creation by helping businesses transform their operations through technology and digital innovation. The TitledownTech building also houses additional entertainment and commercial properties, including an "entertainment" concept – The Turn powered by Topgolf Suites – and an experiential Associated Bank branch, as well as the BelAir Cantina (opening this fall). Titledown also features townhomes, an apartment building (Titledown Flats) and the five-story U.S. Venture Center office building, with both residents and workers now enjoying the ability to live, work, play and create.

Among the other initiatives Murphy has directed are the enhancement of the organization's retail operations, including the purchase of a distribution center for the Packers Pro Shop, and the establishment of a customer relationship management (CRM) program, with both efforts upgrading customer service to Packers fans.

Murphy also has worked to increase the number of outside events utilizing Lambeau Field, including Kenny Chesney con-

certs in 2011 and 2015, a Billy Joel concert in 2017, a Paul McCartney concert in 2019 and LZ Lambeau in May 2010, a welcome back for Wisconsin Vietnam veterans. In September 2016, the Lambeau Field College Classic, presented by Carmex, saw the LSU Tigers play the Wisconsin Badgers in the stadium's first college football game since 1981. Wisconsin is scheduled to return to Lambeau Field on Sept. 5, 2026, to face Notre Dame, a date that had to be rescheduled from 2020 due to COVID-19. Additionally, soccer made its Lambeau Field debut in 2022, with Bayern Munich facing Manchester City in a friendly on July 23. The organization and Greater Green Bay also were selected to host the 2025 NFL Draft, which will deliver an estimated \$94 million impact to Wisconsin. Additionally, Murphy has ensured the organization remains a strong community partner, with a charity impact of more than \$9 million in the past year.

Inside the organization, Murphy continues to grow and develop the team's human resources, with new programs addressing diversity, equity and inclusion and leadership development.

The 68-year-old Murphy joined the Packers after 4½ years (2003-07) as director of athletics at Northwestern University. At the Big Ten Conference school, Murphy oversaw a 19-sport program with a \$40 million budget and 160 full-time employees. During his tenure, the school won eight individual national championships and three NCAA team titles. Additionally, the university won nine conference team championships and 34 individual Big Ten titles. A total of 49 Wildcats earned first-team All-American distinction. On the football field, the Wildcats participated in two bowl games during Murphy's tenure after playing in just four previous contests in the program's history. The Wildcats ranked among the top 30 in the U.S. Sports Academy Directors' Cup standings for the last three years of Murphy's tenure and in 2007 finished sixth among Big Ten schools for the third straight year after previously not placing higher than ninth.

The school's athletic success under Murphy was achieved while its student-athletes continued to excel off the field. The NCAA Graduation Success Rate (GSR) data released in October 2007 reported Northwestern's rate at 98 percent, tying it with Notre Dame and Navy for No. 1 in the nation.

Prior to his tenure at Northwestern, Murphy served as director of athletics at Colgate University in Hamilton, N.Y. (1992-2003), the school from which he graduated in 1977. During his 11 years at the helm, the university experienced a renaissance of its football program, going from 0-11 in 1995 to three consecutive appearances in the NCAA Division I-AA playoffs. In 2003, the year after Murphy's departure to Northwestern, the team made it to the championship game; the achievement of that squad – a non-scholarship program – remains one of Murphy's proudest moments.

Colgate's other teams experienced success as well, with numerous programs making NCAA tournament appearances and the school's student-athletes achieving graduation rates among the highest in Division I. A proud alumnus, Murphy had the honor of delivering the address for the university's 2012 graduation ceremony.

## PACKERS PRESIDENTS/CHIEF EXECUTIVE OFFICERS

Andrew B. Turnbull ..... (Sept. 17, 1923–June 27, 1928)  
Ray Evrard ..... (June 27, 1928–Aug. 1, 1929)  
Dr. W.W. Kelly ..... (Aug. 1, 1929–June 13, 1930)  
Lee Joannes ..... (June 13, 1930–July 25, 1947)  
Emil Fischer ..... (July 25, 1947–Feb. 2, 1953)

<sup>1</sup>Russ Bogda ..... (Feb. 2, 1953–Feb. 22, 1958)  
<sup>2</sup>Dominic Olejniczak ..... (April 28, 1958–May 3, 1982)  
<sup>3</sup>Robert Parins ..... (May 3, 1982–June 5, 1989)  
<sup>4</sup>Bob Harlan ..... (June 5, 1989–Jan. 28, 2008)  
<sup>5</sup>Mark Murphy ..... (Jan. 28, 2008–present)

<sup>1</sup>Bogda submitted a letter of resignation on Dec. 13, 1957, due to health reasons, but the executive committee rejected it. He died on Feb. 22, 1958. In the interim, Dominic Olejniczak was elected executive vice president and carried out Bogda's duties.

<sup>2</sup>Olejniczak was officially elected president on April 28, 1958.

<sup>3</sup>Parins replaced Olejniczak as principal executive officer on Oct. 11, 1981, but wasn't officially elected president until May 3, 1982.

<sup>4</sup>Harlan was elected president & chief executive officer on June 5, 1989. John Jones was elected president & chief operating officer on May 31, 2006. Harlan became chairman of the board, but remained CEO. Less than two weeks later, Jones underwent open-heart surgery. He returned to work for roughly nine months, but took a leave of absence for personal reasons on May 26, 2007. Jones resigned on July 20, 2007, and Harlan remained the chief officer of the organization until Jan. 28, 2008.

<sup>5</sup>Murphy was named on Dec. 3, 2007. He assumed the duties on Jan. 28, 2008.

A former All-Pro safety for the Washington Redskins, Murphy enjoyed an eight-year career (1977-84) after originally signing with the team as an undrafted free agent in 1977. He was a co-captain from 1980-84, a period that included two Super Bowl teams (1982-83). He enjoyed his finest season in 1983, leading the NFL with nine interceptions and earning consensus All-Pro honors as well as a trip to the Pro Bowl. Murphy posted 24 INTs from 1980-83, the most in the NFL over that four-year span. He was named as one of Washington's "70 Greatest Players," as well as one of the team's 80 greatest players, and also is a member of the club's 50th Anniversary Team.

Joe Gibbs, the Hall of Fame former coach of Washington who led the team during Murphy's 1981-84 seasons, was appreciative of the player's contributions and lauded the Packers' hiring of Murphy.

"Mark meant a lot to the organization the years he was here and played," Gibbs said. "He was a great person along with being one of the brightest and most competitive people we've had here."

Gibbs had an influence on Murphy as well, as the Packers' CEO attributes much of his leadership style to what he learned from the successful Washington coach.

"He had many leadership traits that I admired and tried to incorporate into my own leadership style," said Murphy. "He had a very natural way about him with the way he related to people, and he tried to be accessible. He was a very effective communicator, too, as most great leaders are. And when he worked with you, he was very fair and sincere. All those skills and traits fueled his awesome ability to motivate his teams."

A natural leader among his teammates, Murphy served as Washington's player representative to the NFL Players Association from 1980-84, including the position of vice president of the players union (1983-84). While a representative, he served on the players' bargaining committee during the 1982 players' strike. Those experiences have served him well in his role on the NFL's Management Council Executive Committee.

During his days with Washington, Murphy earned an MBA in finance from American University in Washington, D.C., attending classes full-time in the offseason and evening classes in-season. Upon completion of his playing career in 1985, he joined the NFL Players Association as assistant executive director. While with the NFLPA, Murphy served on the bargaining team, including during the 1987 players' strike, developed the agent-certification system and strengthened the PA's degree-completion and career-counseling programs.

While with the NFLPA, he started work on a law degree from Georgetown University and ultimately finished his studies full-time after leaving the Players Association. Upon receiving his law degree in 1988, he worked at a Washington, D.C., law firm (Bredhoff and Kaiser) before becoming a trial attorney with the U.S. Department of Justice in 1989.

During a four-year career with the Department of Justice, he primarily represented government agencies in trials. Then, in 1992, his alma mater called and he returned to the sports realm.

Born in Fulton, N.Y., Murphy spent some of his formative years in the Houston area before moving back to the Buffalo-area community of Clarence. He was a three-sport star (football, baseball and basketball) at Clarence Central High School and was named the best all-around athlete in Western New York during his senior year. His baseball talents drew attention from major-league scouts. In 2002, he was inducted into the Greater Buffalo Sports Hall of Fame in recognition of his achievements both on and off the field. In February 2016, Murphy returned to Clarence Central High School to present a golden football as part of the NFL's 50th Super Bowl celebration.

Murphy and his wife, Laurie, who also is a Colgate graduate, have been involved in the communities in which they've lived,



donating their time to numerous organizations. While in Chicago, Murphy served on the bid committee for the 2016 Olympics, which eventually were awarded to Rio de Janeiro, Brazil. While at Colgate University, Murphy formed the Hamilton Youth Basketball League and served as its commissioner. Heavily involved in the community while with Washington, Murphy was named the team's "Miller Man of the Year" in 1984 in honor of his work off the field.

In Green Bay, Murphy continues a busy schedule of meeting with fans and shareholders, as well as speaking to a variety of business and community groups. He also has given his time to several community organizations to help their causes, including Big Brothers Big Sisters. Murphy also serves on the University of Wisconsin-Green Bay's council of trustees and co-chaired a recent capital campaign. Additionally, Murphy is an advisory board member of the Positive Coaching Alliance, an organization created to transform the culture of youth sports to give all young athletes the opportunity for a positive, character-building experience, and is vice chairman of USA Football's board of directors. In 2021, Murphy was the recipient of the Rotary Club of Green Bay's Free Enterprise Award in recognition of his leadership of the Packers' significant business growth and positive community impact.

Mark and Laurie are active supporters of foster-care services in Brown County and have had the pleasure of serving as foster parents in the community. Laurie established the JAS (Journey to Adult Success) House in downtown Green Bay for teenagers who age out of foster care. She is also involved in a number of national and local organizations whose missions support hunger relief, as well as housing and education for underserved populations. In addition, Laurie established "Ladies of Lambeau," an inclusive group of women who are associated with the Green Bay Packers. The group hosts an annual hands-on event at Lambeau Field which benefits a variety of nonprofit organizations.

Mark and Laurie have four adult children: Katie, a graduate of Harvard who played basketball for the Crimson and lives in Chicago with her husband, Eugene Kornel, son, Richard, and daughter, Isabelle, and works at Linden Capital Partners; Emily, a graduate of Middlebury (Vt.) College with a degree in Chinese and the University of Michigan with a master's in social work who lives with her husband, Robert Kraynak, and daughters, Louise, Dorothy and Willa, and is a social worker in Door County, Wis.; Brian, a graduate of Amherst (Mass.) College, where he played football for the Lord Jeffs, and the University of Texas with an MBA who is the co-founder of Ranch Rider Spirits Company, specializing in craft cocktails, and lives with his wife, Hayley, in Atlanta; and Anna, a graduate of Northwestern University who also earned her MBA from its Kellogg School of Management and is a leadership coach in Los Angeles where she lives with her husband, Tali.

Away from work, Mark enjoys playing golf, fishing and participating in various forms of exercise, including bicycling, cross-country skiing and walking.





# ED POLICY

CHIEF OPERATING OFFICER & GENERAL COUNSEL



FRONT OFFICE

Ed Policy, an executive with significant sports and legal experience, is in his sixth year as the Green Bay Packers' chief operating officer and general counsel, a position he was promoted to on Jan. 17, 2018, after serving six years as the organization's vice president and general counsel.

Policy, who started with the Packers on Aug. 1, 2012, has an extensive background that includes work in professional football with the Arena Football League and the NFL, and broad legal experience with litigation, sports labor relations, sports facility construction and commercial real estate.

In addition to directing the organization's legal affairs, Policy represents the Packers at the NFL level on legal matters and leads the organization's communications, marketing and fan engagement, sales and business development, security, and development and hospitality departments.

Policy also leads the club's endeavors to develop Titledown, a 45-acre mixed-use real estate development immediately west of Lambeau Field. Titledown is maximizing its unique location to attract visitors, spur regional economic growth, offer amenities to residents and complement the greater Green Bay area's draw as an excellent location to live, work, play and visit on a year-round basis. A chief component of the development spearheaded by Policy is TitledownTech, a joint venture with Microsoft that consists of a venture capital fund, an innovation lab and a new-venture studio.

"Ed's been an outstanding leader for us and has shown tremendous growth in recent years," said Packers President and CEO Mark Murphy. "His work on Titledown has been excellent, and will be invaluable to the organization and community for years to come. I'm confident that Ed will continue to excel in his role."

Policy's professional sports experience includes nine years (2001-09) with the Arena Football League, including a period (2008-09) in which he served as commissioner, president and CEO. He also served as deputy commissioner and president (2006-08), chief operating officer (2004-06) and executive vice president-strategic league development and legal affairs (2001-04). During his tenure with the league, he oversaw all business and operations of the AFL, including strategic development, legal affairs, sales, finance, marketing, broadcasting, digital media, football operations, labor relations, events and human resources.

Policy also served as an executive consultant with the NFL (2009-10), a position in which he advised and assisted NFL senior management in strategic and development matters and also worked with senior executives on special projects within various business areas.

## AT A GLANCE ...



- Joined the Packers organization as vice president and general counsel on Aug. 1, 2012; promoted to chief operating officer and general counsel on Jan. 17, 2018.
- Professional experience includes nine years in executive leadership roles with the Arena Football League, including commissioner, president and CEO, and a year as an executive consultant with the NFL.
- Broad legal experience includes litigation, sports labor relations, sports facility construction and commercial real estate.
- Three-time recipient of the *SportsBusiness Journal's* Forty Under 40 award in recognition of his achievements in sports business, and a member of the Forty Under 40 Hall of Fame.
- A native of Youngstown, Ohio, and a graduate of the University of Notre Dame and Stanford University Law School

Before joining the Packers, the 52-year-old Policy served as president of a fully funded startup company developing a sports media and entertainment property. He had served in that role since September 2010.

Earlier in his professional career, Policy practiced law at Thompson Hine LLP in Cleveland (1999-2001), where his work included litigation, sports labor relations, sports facility construction and commercial real estate, and also at Heller Ehrman in San Francisco (1994-99). He is a member of the state bars of California and Ohio, and a member of the Sports Lawyers Association. He is a three-time recipient of the *SportsBusiness Journal's* Forty Under 40 award in recognition of his achievements in sports business, and a member of the Forty Under 40 Hall of Fame.

A Midwestern native, Policy was born and raised in Youngstown, Ohio. He earned a bachelor's degree with honors in accounting with an emphasis in finance from the University of Notre Dame in 1993 and a law degree from Stanford University in 1996. In the Green Bay community, he serves on the boards of directors of the Brown County United Way, the Greater Green Bay Community Foundation, the Greater Green Bay Convention and Visitors Bureau and the Green Bay YMCA, as well as on the community leadership council of Achieve Brown County.

He and his wife, Christy, have two sons, Carmen, 15, and Luke, 12.

COMMUNITY

ADMINISTRATION

VETERANS

DRAFT & FREE AGENTS

2022 REVIEW

RECORDS & HISTORY

LAMBEAU FIELD

MISC.

### NOTABLE GREEN BAY-AREA STREETS NAMED AFTER PACKERS

Brett Favre Pass .....	Brett Favre
Donald Driver Way .....	Donald Driver
Hinkle Street .....	Clarke Hinkle
Holmgren Way .....	Mike Holmgren
Hutson Street .....	Don Hutson
Isbell Street .....	Cecil Isbell
Lambeau Street .....	Curly Lambeau
Lewellen Road .....	Verne Lewellen
Lombardi Avenue .....	Vince Lombardi
Mike McCarthy Way .....	Mike McCarthy
Reggie White Way .....	Reggie White

Ron Wolf Way .....	Ron Wolf
Starr Court .....	Bart Starr
Tony Canadeo Run .....	Tony Canadeo

NOTE — In 1998, the Main Street Bridge, connecting Green Bay's east and west sides across the Fox River, was renamed the Ray Nitschke Memorial Bridge. In 2021, the Walnut Street Bridge was renamed the Bart Starr Memorial Bridge. Canadeo Street, named after Tony Canadeo, no longer exists after construction of new housing in the late 1980s.



## BRIAN GUTEKUNST

### GENERAL MANAGER



Entering his 25th season overall with the Packers and sixth as the team's general manager, Brian Gutekunst was named to his position on Jan. 8, 2018. During his time with the club, he has helped lead the Packers to 16 play-off appearances, 12 division titles, six appearances in the NFC Championship Game and a Super Bowl title (XLV).

In his five seasons leading the Packers' personnel department, Gutekunst (GOO-tuh-kunst) has maintained an aggressive approach to building the roster, leading to immediate results. For three consecutive seasons (2019-21), Green Bay posted 13 wins and captured the NFC North crown while also earning the No. 1 seed in the NFC in back-to-back seasons (2020-21). It marked the first time in NFL history a team recorded three consecutive 13-win seasons and the 39 wins from 2019-21 are the most in franchise history over a three-season span. The Packers have the top record in the NFC (47-19, .712) since 2019, and were the only NFC team and one of only four NFL teams to make the playoffs each season from 2019 to 2021.

"We could not be more excited to elevate Brian to the position of general manager," said team President and Chief Executive Officer Mark Murphy at the time of Gutekunst's promotion. "He has earned this opportunity throughout his 19 years with the Packers, proving to not only be a skilled talent evaluator, but a trusted and collaborative leader. His time under the direction of former Packers general managers Ron Wolf and Ted Thompson will undoubtedly serve him well as we work toward our next Super Bowl championship. I am confident that he is the man that will help get us there."

Over his first five seasons constructing the roster, Gutekunst acquired 13 players who earned All-Pro honors from *The Associated Press*, were named to the Pro Bowl or selected as alternates, or were named to the PFWA All-Rookie team. His first pick as the team's general manager, CB Jaire Alexander, is a two-time AP All-Pro selection (2020, 2022) and also was named to the Pro Bowl in both of those seasons. He joined Charles Woodson (four) and Herb Adderley (seven) as the only Packers cornerbacks to be named to multiple AP All-Pro teams. Drafted by Gutekunst in 2019, G/T Elgton Jenkins was named to the Pro Bowl in 2020 and 2022 and also garnered All-Rookie honors in '19. LB Rashan Gary, a first-round selection by Gutekunst in 2019, ranked No. 3 in the NFL among linebackers in 2020-21 in QB hits (39), No. 6 in pressures (84) and No. 8 in sacks (14½) and was named a Pro Bowl alternate in 2021.

While the draft will remain the most important avenue with which Gutekunst builds the roster, his free-agent signings and other roster maneuvers have been extremely effective in strengthening the Packers. This was again evident in 2022 as his March signing of CB/KR Keisean Nixon helped lead a resurgence of Green Bay's special teams. Nixon posted a league-best 1,009 yards on kickoff returns and earned first-team All-Pro honors last season, becoming the first Packers kick returner to earn a spot on the AP All-Pro team since it added the position in 1976. In June 2021, Gutekunst added LB De'Vondre Campbell, who went on to earn first-team All-Pro honors in his first season in Green Bay, the first Packers inside LB to earn first-team AP All-Pro recognition since Ray Nitschke in 1966. Gutekunst also added fifth-year CB Rasul Douglas during the 2021 season, signing him off the Arizona Cardinals' practice squad in October. Douglas went on to appear in 12 games with nine starts for the Packers, posting a team-high five INTs and two INT TDs (tied for No. 1 in the NFL) on his way to being named a Pro Bowl alternate.

Following a trade that sent WR Davante Adams to the Las Vegas Raiders for their first (No. 22 overall) and second-round (No. 53 overall) picks, Gutekunst entered the 2022 NFL Draft with 11 selections. He used the No. 22 overall pick on LB Quay Walker,

## AT A GLANCE ...



- Named the Packers' 10th general manager in team history on Jan. 8, 2018.
- In his 24 seasons with the team, has helped lead the Packers to 16 play-off appearances, 12 division titles, six appearances in the NFC Championship Game and a Super Bowl title (XLV).
- Built a roster that led Green Bay to three consecutive 13-win seasons (2019-21), three straight NFC North crowns and a pair of No. 1 seeds in the NFC (2020-21). It marked the first time in NFL history a team recorded three straight 13-win seasons and the 39 wins from 2019-21 are the most in franchise history over a three-season span.
- Has acquired 13 players who have earned AP All-Pro honors, were named to the Pro Bowl or selected as alternates, or were named to the PFWA All-Rookie team.
- In both 2021 and 2022, signed a veteran free agent that went on to earn first-team AP All-Pro honors from *The Associated Press* in their first season in a Green Bay uniform (LB De'Vondre Campbell in 2021, CB/KR Keisean Nixon in 2022).
- His first pick as Packers general manager, CB Jaire Alexander, is a two-time AP second-team All-Pro selection (2020, 2022) and was named to the Pro Bowl in both of those seasons.
- His first two drafts (2018-19) as Green Bay's general manager featured three players (Alexander, G/T Elgton Jenkins and S Darnell Savage) named to the PFWA All-Rookie team, one of only six NFL clubs to place three-plus offensive/defensive players on the All-Rookie teams in 2018-19.
- Signed one of the most impactful free-agent classes in team history in 2019 (S Adrian Amos, LB Preston Smith, LB Za'Darius Smith and G/T Billy Turner). Za'Darius Smith was named to the Pro Bowl in 2019 and 2020 and earned second-team AP All-Pro honors in 2020, while Preston Smith (2019, 2022) and Amos (2019) were named Pro Bowl alternates.
- Served as the Packers' director of player personnel for two seasons (2016-17) after working as Green Bay's director of college scouting for four seasons (2012-15).
- First joined the Packers in 1997 as a scouting intern before being hired full time in December 1998 as the East Coast scout; spent one year as a scouting assistant with the Kansas City Chiefs in 1998.
- Played two years of college football for the University of Wisconsin-La Crosse before becoming an assistant coach for the team for his final two years at the school (1995-96) after a shoulder injury cut short his playing career.

who earned All-Rookie honors from the PFWA last season after leading the team in tackles (119) and forced fumbles (three). On the second day of the draft, Gutekunst packaged two second-round selections (Nos. 53 and 59 overall) in a trade with the Minnesota Vikings for the No. 34 overall pick, which he used to select WR Christian Watson from North Dakota State. Watson produced one of the most impressive rookie campaigns by a WR in team history, tying for No. 1 in the NFL among rookies in 2022 in TD catches (seven) and ranking No. 5 among rookies in receiving yards (611). His seven TD receptions rank No. 3 in team history among rookies behind only Billy Howton (13 in 1952) and Max McGee (nine in 1954). Additionally, Watson became only the third player in franchise history (Johnny "Blood" McNally, 1931; Don Hutson, 1941) to post seven-plus receiving TDs and multiple rushing TDs in a season and just the second WR rookie WR to accomplish that feat (Chase Claypool, 2020). Watson joined WR Romeo Doubs, one of two fourth-round picks by Gutekunst in 2022, to become only the third rookie WR duo in NFL history to each have 40-plus catches and three-plus receiving TDs. Seven members of the Packers' 11-man draft class went on to start multiple games for the team in 2022, combining for 48 starts between them, the most by a Green Bay draft class since 2006 (66).

Gutekunst's fourth draft in 2021 saw him make nine selections as he infused the roster with talent from major-college programs and addressed several needs. With the No. 29 pick in the first round, the Packers selected CB Eric Stokes from the University of Georgia, who played in 16 games with 14 starts as a rookie and registered 55 tackles (43 solo), a team-high 14 passes defended (tied for No. 11 in the NFL) and an INT. In the second round, Gutekunst turned to offense and selected C/G Josh Myers from Ohio State, one of only two offensive linemen to start every game for Green Bay last season. Seven of the nine members of the 2021 class appeared in 20-plus games for the Packers over the past two seasons, with three of them (Stokes, 25; Myers, 23; G/T Royce Newman, 22) starting at least 20 contests.

For the third time in as many drafts, Gutekunst made a first-round trade in 2020, swapping pick No. 30 and a fourth-round selection (No. 136) for the Miami Dolphins' pick at No. 26, and used that selection on Utah State QB Jordan Love, who enters the 2023 season as the Packers' starting quarterback. In the second round, Gutekunst fortified the Packers' backfield with the selection of Boston College RB AJ Dillon, one of only two running backs in the league (Steelers RB Najee Harris) to rush for 750-plus yards and play in all 17 games each of the last two seasons (2021-22). G Jon Runyan (sixth round, Michigan) was the only Packers rookie to appear in every game in 2020 and has started 33 contests over the last two seasons, the most among Green Bay offensive linemen over that span.

In his second offseason managing the Packers' roster in 2019, Gutekunst secured one the most successful free-agent classes in team history, signing four marquee players and immediate starters in LBs Preston Smith and Za'Darius Smith, S Adrian Amos and G/T Billy Turner. The group proved instrumental in the Packers' run to three consecutive NFC North division titles and back-to-back appearances in the NFC title game following the 2019 and 2020 seasons.

Preston Smith, who came to Green Bay after four seasons (2015-18) with Washington, was named a Pro Bowl alternate in 2019 after ranking No. 8 in the NFL with a career-best 12 sacks and finishing No. 2 on the team with 29 QB hits and 43 QB pressures. He was again named a Pro Bowl alternate following the 2022 season. Za'Darius Smith, who was originally selected in the fourth round of the 2015 NFL Draft by the Baltimore Ravens, made his first career Pro Bowl in 2019 as an injury replacement and was again named to the Pro Bowl in 2020 while also earning second-team AP All-Pro honors. His 26 sacks from 2019-20 are the most ever by a Packer in his first two seasons with the team. Additionally, the Smiths became the first duo in NFL history to both register 12-plus sacks in their first season as teammates, the first tandem in team history (since 1982) to both register 12-plus sacks in the same season and only the second duo in Packers history (since 1982) to each have 10-plus sacks in a season (DE Reggie White with 13 and LB Bryce Paup with 11 in 1993). Amos was the only Packer to start every game from 2019-22 and posted 80-plus tackles and five-plus passes defended in each of those seasons.

Gutekunst entered the 2019 NFL Draft with 10 picks, including two first-round selections, and for the second consecutive draft maneuvered in the first round to get a player he wanted. At No. 12 overall, Gutekunst selected Gary out of the University of Michigan. Gutekunst then packaged the No. 30 pick with a pair of fourth-round selections in a trade with Seattle for the No. 21 overall pick that he used on University of Maryland S Darnell Savage. Savage started all 14 games he appeared in during the

2019 season and ranked No. 2 on the team with two INTs on his way to earning PFWA All-Rookie honors. In the second round, Gutekunst selected Jenkins out of Mississippi State, who played in all 16 games and started the final 14 contests of the season at left guard as a rookie in 2019. He was named to the PFWA All-Rookie team, only the second Packers guard to be selected since 1974 (Daryn Colledge, 2006). Jenkins put together an even more impressive second campaign in 2020 as he started all 16 games, opening 12 at LG, three at C and one at RT en route to his first Pro Bowl selection. He became just the third offensive lineman in franchise history to make the Pro Bowl within his first two seasons in the NFL (Deral Teteak, 1952 as a rookie; Charley Brock, 1940 in his second season). Jenkins saw action at four different spots on the line in 2020 (LT, LG, C, RT) and became the first Green Bay offensive lineman to start games at guard, center and tackle in the same season since the 1970 AFL-NFL merger. Returning from a season-ending knee injury in 2021, he was selected to the Pro Bowl following the 2022 season.

Armed with a league-high 12 selections entering the 2018 NFL Draft, Gutekunst was active. The first round saw him trade the Packers' selection (No. 14) to New Orleans for the Saints' first-round pick (No. 27) and a fifth (No. 147) in 2018, and a first in 2019. Moments later, Gutekunst traded the No. 27 pick, a third (No. 76) and a sixth (No. 186) to Seattle for their first (No. 18) and a seventh (No. 248). With the No. 18 choice in the first round, Green Bay selected Alexander out of Louisville. Alexander was named to the PFWA All-Rookie team, becoming just the second Packers CB to be honored since 1974 (Casey Hayward, 2012). A pair of wide receivers, fifth-round pick Marquez Valdes-Scantling (38 receptions, 15.3 avg.) and sixth-rounder Equanimeous St. Brown (21 receptions, 15.6 avg.) became the first rookie duo in team history to each register 20-plus catches with an average of 15-plus yards per reception.

Prior to his promotion, Gutekunst served as Green Bay's director of player personnel (2016-17) and director of college scouting (2012-15) after spending his first 13 seasons with the club as a college scout. He served as an East Coast regional scout for his first two years (1999-2000) before switching to the Southeast region (2001-11).

Possessor of prior professional scouting and college coaching experience upon joining Green Bay on a full-time basis late in 1998, Gutekunst gained his first NFL experience in the summer of 1995 when he assisted the coaching staff of the New Orleans Saints with the offensive line during training camp. Gutekunst's initial exposure to the Packers came in the summer of 1997 when he worked as an intern in the team's scouting department.

His first full-time appointment in professional scouting was in 1998 as a scouting assistant for the Kansas City Chiefs. After one year with the Chiefs, Gutekunst returned to the Packers when he was named a college scout for the East Coast by Wolf on Dec. 30, 1998.

Gutekunst earlier had played two years of college football for the University of Wisconsin-La Crosse. He then became an assistant coach for the team during his final two years at the school (1995-96) after a shoulder injury cut short his playing career. Serving as a linebackers coach during the 1995 season, he helped the school to the Division III national championship as the Eagles finished with an unblemished record of 14-0. Gutekunst has a degree in sports management.

He and his wife, Jen, reside in Hobart with their daughters, Marley, 18, Joie, 17, and Kacey, 12, and son, Michael, 14.

## PACKERS GENERAL MANAGERS

Curly Lambeau	1946-49
Verne Lewellen	1954-58
Vince Lombardi	1959-68
Phil Bengtson	1969-70
Dan Devine	1971-74

Bart Starr	1975-80
Ron Wolf	1992-2000
Mike Sherman	2001-04
Ted Thompson	2005-2017
Brian Gutekunst	2018-present

**Note:** Includes only those who held the actual title, general manager, and the football seasons in which they held it. Lambeau, Lombardi, Bengtson, Devine, Starr and Sherman doubled as head coaches during the years listed, although Lombardi was GM only in 1968.



## RUSS BALL

EXECUTIVE VICE PRESIDENT/  
DIRECTOR OF FOOTBALL OPERATIONS



Russ Ball, entering his 35th season in the NFL, begins his 16th season in Green Bay and sixth as the organization's executive vice president/director of football operations after serving 10 seasons as vice president of football administration/player finance. During his time with the Packers, Ball has helped lead the team to 11 playoff appearances, eight NFC North crowns and a Super Bowl title (XLV).

Named to his current position on Jan. 8, 2018, Ball brings a vast array of experience to the Packers' front office and is highly involved in all team decisions both on and off the playing field. He is responsible for negotiating player contracts and managing the salary cap, in addition to the daily supervision of football-administration departments including equipment, video, logistics and team travel, corporate travel, player engagement, family programs and fields.

"Since joining the Packers in 2008, Russ has proven to be invaluable," said Mark Murphy, Packers President and Chief Executive Officer. "His salary-cap management and negotiating abilities are well known, but he has also provided tremendous leadership throughout football operations and served as a valuable liaison between the football and business sides of the organization. His diverse skills will remain important to our success moving forward."

Before coming to Green Bay, Ball spent six seasons (2002-07) with the New Orleans Saints, the final two as vice president of football administration and the first four as senior football administrator. His responsibilities with the Saints included monitoring the salary cap, contract negotiations and roster management, as well as maintaining the team's compliance with NFL and Management Council regulations. Ball also coordinated different areas of the football operations, and was involved in several other administrative functions with the club.

During his time in New Orleans, Ball also served in a similar capacity with the New Orleans VooDoo of the Arena Football League from 2004-07. He was selected by the Saints to attend the 2005 NFL Managers Program at Stanford University's Executive Education Graduate School of Business.

### AT A GLANCE ...



- Joined the Packers organization as vice president of football administration/player finance on Feb. 14, 2008, and was promoted to executive vice president/director of football operations on Jan. 8, 2018.
- Entering his 35th season in the NFL, having previously worked for the New Orleans Saints, Washington Redskins, Minnesota Vikings and Kansas City Chiefs.
- Responsible for negotiating player contracts and managing the salary cap, as well as the daily supervision of football-administration departments including equipment, video, logistics and team travel, corporate travel, player engagement, family programs and fields.
- Began his NFL career with the Chiefs in 1989 as assistant strength and conditioning coach.

Ball spent the 2001 season as director of football administration for the Washington Redskins, where his duties included managing the salary cap as well as team operations, as he oversaw the video, athletic training, equipment, strength and conditioning, and player development departments.

Ball served as senior football administrator for the Minnesota Vikings from 1999-2000, where he assisted with salary-cap management and player contracts. He began working in the NFL with the Kansas City Chiefs and spent 10 seasons (1989-98) there, the final two in football operations as administrative assistant to then-head coach Marty Schottenheimer. Ball began his career with the Chiefs as an assistant strength and conditioning coach.

A 1981 graduate of the University of Central Missouri, Ball was a four-year letterman at center for the Mules. He served as head strength and conditioning coach at the University of Missouri from 1982-89 and earned his master's degree in human performance from Missouri in 1990.

Ball was born in Moberly, Mo. He and his wife, Diana, reside in Green Bay. Away from football, Ball enjoys spending time with the couple's two children, Andrea and Joe, daughter-in-law, Ellie, and his granddaughter.

### NICKNAME ORIGIN

The nickname "Packers" appeared in print for the first time in the Aug. 13, 1919, edition of the *Green Bay Press-Gazette*. It was the first story written about Green Bay's newly formed football team, which held its organizational meeting two days earlier in the paper's editorial department.

The Indian Packing Co. was the team's sponsor, hence, the *Press-Gazette's* Aug. 13 story referred to the team as both the "Packers" and the "Indians." On Aug. 15, the *Press-Gazette* used only the nickname "Packers," and that's who they've been ever since.

It's uncertain who coined the nickname, but it almost certainly was one of two *Press-Gazette* staff members: Val Schneider, who was writing the paper's sports column at the time, or George Whitney Calhoun, city editor at the time and the football team's co-founder along with Curly Lambeau.

With Indian Packing as a sponsor in 1919 and 1920, and Acme Packing as the sponsor in 1921, the nickname was a natural. But the Packers were expelled from what is now the NFL in January 1922 for using three Notre Dame players in a non-league game against Racine.

Green Bay was readmitted to the league six months later, but disavowed any connection to Acme Packing and stopped calling themselves the Packers. The *Press-Gazette* used Bays and Blues as alternatives, but fans and out-of-town writers resisted the change and the name Packers endured.

### LONGEST-STANDING TEAM MONIKERS, MAJOR LEAGUE SPORTS, NORTH AMERICA

Team, Sport	First year under current name	Team, Sport	First year under current name
Cincinnati Reds, baseball	1878	Boston Red Sox, baseball	1907
Pittsburgh Pirates, baseball	1891	New York Yankees, baseball	1913
St. Louis Cardinals, baseball	1900	Montreal Canadiens, hockey	1917
Detroit Tigers, baseball	1901	Green Bay Packers, football	1919
Chicago Cubs, baseball	1902	Chicago Bears, football	1922
Chicago White Sox, baseball	1904	New York Giants, football	1925





**PAUL BANIEL**  
VICE PRESIDENT OF FINANCE AND ADMINISTRATION



FRONT OFFICE

Paul Baniel is in his 15th year heading up the Green Bay Packers' financial operations and is in his 12th year serving as vice president of administration for the

organization.

In addition to leading the daily operation of the club's finance, facility and information technology departments, Baniel (BAN-yel) represents the Packers at the NFL level on economic issues and leads strategic initiatives of the organization. He was integrally involved in Lambeau Field's \$312 million expansion and renovation project in 2013, drawing on his experience with major projects with the Milwaukee Brewers and Potawatomi Hotel and Casino while in leadership roles in those organizations. Additional projects since 2013 include the team's \$55 million project to renovate the stadium suites and club seats and ongoing updates to Lambeau Field's concourses and other guest amenities. He also is contributing to the work in Titletown, the organization's mixed-use real estate development on nearly 45 acres of land immediately west of Lambeau Field that is maximizing its unique location to attract visitors, spur regional economic growth, offer amenities to residents and complement the greater Green Bay area's draw as an excellent location to live, work, play and visit.

Baniel, a Certified Public Accountant and Chartered Global Management Accountant, also oversees the audit process and works closely with the organization's treasurer, the Board of Directors' audit and investment committees, and the stadium district.

"Paul is a key leader in our organization," said Packers President and CEO Mark Murphy. "His experience in professional sports has been an important asset to the organization, especially during our recent significant work on Lambeau Field. We appreciate his strong leadership within the organization and the impact he has on our development efforts around Lambeau Field, including Titletown."

Baniel, who joined the Packers on July 30, 2009, moved to Green Bay from Milwaukee, where he had spent more than six years (2003-09) as the chief financial officer of Potawatomi Hotel and Casino. At Potawatomi, he helped lead the planning and construction of a \$240 million expansion of the facility, which opened in 2008.

**AT A GLANCE ...**



- Last name is pronounced BAN-yel.
- Joined the Packers as vice president of finance in August 2009; named vice president of finance and administration in July 2012.
- Beginning his 37th year in the sports and entertainment industry, including 16 years with the Milwaukee Brewers and six years with Potawatomi Hotel and Casino.
- A CPA and CGMA, received his accounting degree with honors from the University of Wisconsin-Milwaukee.

Prior to that, Baniel worked 16 years for the Milwaukee Brewers from 1986 through 2002. He served as the team's vice president of finance as well as treasurer and secretary for the final seven years of his tenure (1995-2002), coordinating the financing for the construction of what was then called Miller Park.

Baniel, 61, also worked for three years (1983-86) at the Milwaukee office of PricewaterhouseCoopers, a worldwide public accounting firm, before joining the Brewers.

A Milwaukee native, Baniel graduated from Hamilton High School in nearby Sussex and earned his accounting degree with honors from the University of Wisconsin-Milwaukee in 1983. He earned his CPA certification that same year and is a member of several financial and accounting organizations, including the American Institute of Certified Public Accountants, the Wisconsin Institute of Certified Public Accountants, Financial Executives International, and the Institute of Management Accountants. In the community, he serves on the board of directors for the Greater Green Bay Community Foundation and previously served on the boards of directors of The New North and Special Olympics Wisconsin.

Baniel and his wife, Nancy, reside in Green Bay and have four grown children: Nick, Claire, Mary and Abby.

In his spare time, Baniel enjoys travel, golf, bicycling, hiking and spending time with his grandson.

COMMUNITY

ADMINISTRATION

VETERANS

DRAFT & FREE AGENTS

2022 REVIEW

RECORDS & HISTORY

LAMBEAU FIELD

MISC.

**BEST HOME RECORDS, 10-YEAR STRETCH, NFL/AFL HISTORY**

Club	10-year span	Home(s)	W	L	T	Pct
Green Bay	1923-32	Bellevue Park, City Stadium	51	6	6	.895
Green Bay	1924-33	Bellevue Park, City Stadium, Borchert Field	50	6	6	.893
New England	2009-18	Gillette Stadium	71	9	0	.888
Oakland	1967-76	Oakland Coliseum	60	8	2	.877
Green Bay	1922-31	Hagemeister Park, Bellevue Park, City Stadium	50	7	6	.877
New England	2007-16	Gillette Stadium	70	10	0	.875
Green Bay	1993-2002	Lambeau Field, Milwaukee County Stadium	69	11	0	.863
New England	2006-15	Gillette Stadium	69	11	0	.863
New England	2010-19	Gillette Stadium	69	11	0	.863
Oakland	1968-77	Oakland Coliseum	59	9	2	.862
Pittsburgh	1971-80	Three Rivers Stadium	63	11	0	.851
Green Bay	1994-2003	Lambeau Field, Milwaukee County Stadium	68	12	0	.850
New England	2003-12	Gillette Stadium	68	12	0	.850
New England	2004-13	Gillette Stadium	68	12	0	.850
New England	2008-17	Gillette Stadium	68	12	0	.850

NOTE — The Packers are 59-20-2 (.741) over the last 10 years (2013-22) at home, No. 3 in the NFL and No. 1 in the NFC over that span. The New England Patriots and Kansas City Chiefs share the league's best home record (61-20, .753) over the last 10 seasons. From 1921-71, tie games were not included in winning percentage. Additionally, the Packers are 27-6 (.818) in their last four seasons (2019-22) under Head Coach Matt LaFleur at home, best in the NFL.



# CRAIG BENZEL

VICE PRESIDENT OF SALES & BUSINESS DEVELOPMENT

Craig Benzel, a 25-year member of the Packers' sales and marketing team, is in his 10th year as the Packers' vice president of sales and business development.

Benzel, who was promoted to the position on May 12, 2014, oversees sales and business development, premium seating, ticketing, the Packers Hall of Fame, Lambeau Field stadium tours, stadium services, broadcast business operations and shareholder services.

In eight of the last 10 years, Benzel and the sales and business development teams led the organization to record local revenues. He also oversaw the launch of a Milwaukee sales office, major renovations to the Lambeau Field suites and club areas and the addition of the Johnsonville Tailgate Village and cellular DAS building. Additionally, he helped steer a concourse renovation that has significantly improved the Lambeau Field food and beverage experience with new "grab and go" concession stands, while also adding temperature-controlled fan gathering spaces in the US Cellular Loft and Miller Lite Endzone Bar. He also directed the restructuring of the Packers' media sales, service and operations, bringing those areas in-house to provide more exclusive Packers content to fans and better serve team partners, while significantly growing the organization's digital and social sales opportunities. Additionally, Benzel and the ticketing team transitioned Lambeau Field to a mobile ticketing environment that offers fans added security and greater flexibility.

Prior to his current role, Benzel had served the previous 12 years as director of marketing and corporate sales, a position in which he expanded the team's partnerships and added innovative new inventory in premium seating, among other accomplishments.

"Craig is a valuable member of our senior staff," Packers President and CEO Mark Murphy said. "His experience with the organization has served him well in his expanded role, particularly with our business partners, who are key to the success of

## AT A GLANCE ...



- Joined the Packers in 1998; named vice president of sales and business development on May 12, 2014.
- In his 33rd year in the sports industry, including 25 years with the Packers, six years with the Milwaukee Wave and two years with the University of Wisconsin-La Crosse.
- Longtime Wisconsin resident, earned his bachelor's degree from Ripon College and his MBA from UW-La Crosse.

the organization. Craig has shown great growth in his position as a vice president and will play an increasing role in the leadership of the organization."

Prior to joining the Packers in 1998, the 59-year-old Benzel served as vice president of marketing for the Milwaukee Wave for six years (1993-98), managing all aspects of revenue generation, including corporate sponsorships, tickets, promotions, and television and radio programming. Before his tenure with the Wave, Benzel worked in sports marketing for the University of Wisconsin-La Crosse (1991-93).

A longtime Wisconsin resident, Benzel was born in Hot Springs, S.D., before moving to the state. He earned his bachelor's degree in economics and business management from Ripon College and his MBA from the University of Wisconsin-La Crosse. In the community, he serves as president on the board for Packers Heritage, Inc. and was a charter board member in the creation of the Anxiety Disorders Foundation, now part of the Rogers Memorial Hospital Foundation. Benzel's family includes his wife, Jodi, and children Kaylee, 26, and Max, 22. He and his wife reside in Pulaski, Wis.

## ROOKIE PACKERS STARTERS IN REGULAR-SEASON OPENER, SINCE 1970

Date	Opp.	Rookie Starter	Pos.	Result	Date	Opp.	Rookie Starter	Pos.	Result
09/11/22	at Min	Christian Watson	WR	L, 23-7	09/12/99	Oak	Mike McKenzie	CB	W, 28-24
		Quay Walker	LB		09/06/98	Det	Vonnie Holliday	DE	W, 38-19
09/12/21	at NO	Josh Myers	C	L, 38-3	09/03/95	StLR	Craig Newsome	CB	L, 17-14
		Royce Newman	RG		09/06/92	Min	Robert Brooks	WR	L, 23-20
09/13/20	at Min	Krys Barnes	LB	W, 43-34			Mark D'Onofrio	LB	
09/05/19	at ChiB	Darnell Savage	S	W, 10-3	09/04/88	LARm	Shawn Patterson	DE	L, 34-7
09/09/18	ChiB	Josh Jackson	CB	W, 24-23			Sterling Sharpe	WR	
09/11/16	at Jax	Blake Martinez	LB	W, 27-23	09/13/87	LARm	Johnny Holland	LB	L, 20-0
09/04/14	at Sea	Corey Linsley	C	L, 36-16	09/07/86	HouO	Burnell Dent	LB	W, 31-3
		Richard Rodgers	TE		09/08/85	at NE	Ken Ruettggers	T	L, 26-20
09/08/13	at SF	David Bakhtiari	LT	L, 34-28	09/02/84	StLC	Alphonso Carreker	DE	W, 24-23
		Eddie Lacy	RB				Tom Flynn	S	
09/09/12	SF	Nick Perry	LB	L, 30-22			Donnie Humphrey	DE	
09/12/10	at Phi	Morgan Burnett	S	W, 27-20	09/03/78	at Det	John Anderson	LB	W, 13-7
		Sam Shields	CB				Mike Hunt	LB	
09/09/07	Phi	Korey Hall	FB	W, 16-13			James Lofton	WR	
		Brandon Jackson	RB		09/18/77	at NO	Mike Butler	DE	W, 24-20
		James Jones	WR		09/12/76	SF	Mark Koncar	T	L, 26-14
09/10/06	ChiB	A.J. Hawk	LB	L, 26-0			Mike C. McCoy	DB	
		Tony Moll	G		09/21/75	Det	Bill Bain	T	L, 30-16
		Jason Spitz	G		09/17/73	NYJ	Tom MacLead	LB	W, 23-7
09/11/05	at Det	Nick Collins	S	L, 17-3	09/17/72	at CleB	Willie Buchanan	CB	W, 26-10
		William Whitticker	G				Leland Glass	WR	
09/07/03	Min	Nick Barnett	LB	L, 30-25	09/19/71	NYG	John Brockington	RB	L, 42-40
09/03/00	NYJ	Na'il Diggs	LB	L, 20-16					



# GABRIELLE DOW

VICE PRESIDENT OF MARKETING & FAN ENGAGEMENT



FRONT OFFICE

Gabrielle Dow, possessor of 29 years of diverse experience across professional sports, entertainment and venues, is in her 10th year as the Packers' vice president of marketing and fan engagement.

Dow, who was named to the position on May 12, 2014, oversees the Packers' retail operations, digital and broadcast, marketing, brand engagement, business research and analytics, and game presentation.

In her nine years with the Packers, Dow and her team have enhanced the gameday experience with a variety of new elements in Lambeau Field, including pyrotechnics and a revamped music selection, along with "Get Loud Lambeau," a fan-engagement campaign that encourages game attendees to support and energize the players and coaches. Dow also introduced a new fan-spirit initiative, "Green and Gold Friday," enhancing the fan tradition of wearing Packers colors and gear to work, school and in the community each Friday to ramp up support and enthusiasm for the team. Additionally, her team led the Packers' "100 Seasons" celebration of the team's rich history, which included the club's 100th season in 2018 and was capped by the franchise's 100th birthday on Aug. 11, 2019. In 2022, the team introduced new player-introduction set pieces with side LED screens. This past offseason, Dow and her team oversaw a renovation to Lambeau Field's TundraVision LED boards, which doubled the size of the main video boards and feature 4K video technology. Additionally, scoreboards at the 50-yard line were expanded while the stadium's audio system was replaced and enhanced.

Since 2019, Dow helped lead the effort with the NFL to host the NFL Draft at Lambeau Field and surrounding areas. In 2023, the state of Wisconsin, the city of Green Bay and the Green Bay Packers were awarded the 2025 NFL Draft. The draft is expected to bring as many as 240,000 fans to the state and upwards of \$90 million in economic impact to the state of Wisconsin.

"Gabrielle has been a great addition to the Packers," Packers President and CEO Mark Murphy said. "Her experience and new initiatives have been excellent for the organization and our fans. She's had an immediate impact in revenue areas, including the Packers Pro Shop. We look forward to her continued work in enhancing the connection with our fans and in their experience following and supporting the team."

Dow joined the Packers from the Baltimore Ravens, where she served as vice president of marketing for eight years, a position in which she oversaw the team's marketing, promotions,

## AT A GLANCE ...



- Joined the Packers organization as vice president of marketing and fan engagement on May 12, 2014.
- Has 29 years of experience in professional sports, entertainment and venues, including eight years with the Baltimore Ravens as vice president of marketing.
- Other pro sports experience includes the NHL's Florida Panthers and AEG, marketing the NBA's Los Angeles Lakers, as well as the Staples Center, Kodak Theatre and The Forum.

sponsor activations, brand management, game entertainment and fan-affinity efforts. With the Ravens, Dow created successful fan initiatives such as "Purple," a first-ever female fan club that has grown to 25,000 members, and launched the Ravens' own "Purple Friday" campaign, creating an engaging Baltimore tradition that kids and fans of all ages participate in every Friday during the football season.

Dow's other professional sports experience includes two years (2003-05) with the NHL's Florida Panthers, where she directed the marketing of hockey, concerts and family entertainment, and four years (1999-2002) with AEG, marketing the NBA's Los Angeles Lakers, as well as the Staples Center, Kodak Theatre and The Forum.

The 51-year-old Dow was honored as one of Maryland's Top 100 Women by the *Maryland Daily Record* in recognition of her professional accomplishments, community leadership and commitment to mentoring. Additionally, in March 2014 she received an Executive Management Award from SmartCEO, an award that honors executives who have gone above and beyond to support and lead their organizations.

Dow also teaches a sports marketing and innovation MBA course to graduate students at St. Norbert College in nearby De Pere, Wis. In the community, she serves on the boards of directors of Special Olympics Wisconsin, the Fox Cities Performing Arts Center and the Green Bay Country Club.

Born in San Francisco, Dow earned her bachelor's, MBA and law degrees from the University of Oregon. She and her husband, Jeff, a Port Washington, Wis., native, have maintained strong ties to Wisconsin, as Jeff's parents live in Port Washington and his extended family runs a dairy farm in Lomira, Wis. The couple has a daughter, Danielle, 18, and a son, Jackson, 14.

COMMUNITY

ADMINISTRATION

VETERANS

DRAFT & FREE AGENTS

2022 REVIEW

RECORDS & HISTORY

LAMBEAU FIELD

MISC.

## HISTORY OF THE "G"

Before his third season as head coach and general manager of the Packers, Vince Lombardi elected to decorate the team's helmets with a logo that has become one of the most iconic in American sports. Lombardi decided to place a green and white "G" directly above the earholes of the team's mostly gold helmets.

Typical of the times and particularly Lombardi, no big deal was made of the unveiling, either beforehand or after. The "G" was introduced at an intrasquad game played Aug. 5, 1961, at old City Stadium. The game was played there because the field at the Packers' new stadium – now Lambeau Field – had been recently reseeded and wasn't ready for use.

It was understood at the time that the "G" stood for Green Bay and that hasn't changed. Lombardi settled on the "G" before he won his first NFL championship.

As can best be determined, the development and design of the "G" was carried out by a select few in addition to Lombardi: Gerald "Dad" Braisher, the Packers' equipment manager; John Gordon, a part-time assistant to Braisher and an art student at St. Norbert College; and workers at Romo Display Advertising Inc. of Green Bay.

It's uncertain who conceived the logo, but Lombardi and Braisher would have been the likely candidates. Gordon sketched it before Romo took his drawing and turned it into an artistic rendering. But, clearly, it never would have come to be without Lombardi's approval.

The original Packers "G" was shaped like a football, flattening gradually from its height toward the ends. That "G" was abandoned following the 1969 season, a year after Lombardi left to coach Washington, and replaced with a "G" that is shaped more like an oval, measuring 3.125 inches at its tallest point and five inches at its widest point.







## NICOLE LEDVINA

VICE PRESIDENT OF HUMAN RESOURCES

Nicole Ledvina is in her 10th year as vice president of human resources with the Green Bay Packers.

Promoted to her position on Jan. 21, 2014, Ledvina has been with the organization since 2003, serving as the director of human resources prior to her promotion.

"Nicole has been a great asset to the Packers during her time with the organization," Packers President and CEO Mark Murphy said. "She's been a valuable member of our leadership team and senior staff, and has shown tremendous growth during her time here. She's highly respected throughout the entire organization and contributes greatly to our success."

In addition to overseeing all human-resource matters for the organization, the 48-year-old Ledvina leads strategic planning and staff-development efforts, while also coordinating the organization's Diversity, Equity, and Inclusion initiatives. Professionally, she is a member of the Society for Human Resources Management (SHRM), through which she has a certification as a Professional in Human Resources (PHR). Additionally, she serves as vice chair of Packers Heritage, Inc.



### AT A GLANCE ...



- Joined the Packers organization in 2003; named vice president of human resources on Jan. 21, 2014.
- A native of Two Rivers, Wis., and a graduate of the University of Wisconsin Oshkosh.

Prior to joining the Packers, the Two Rivers, Wis., native held positions in human resources with Hoida Lumber in De Pere, Wis., and the city of Green Bay/Brown County joint HR department. She graduated from the University of Wisconsin Oshkosh in 1998 with a degree in human resources.

Her family includes her husband, Ed; son, Brady, 14; and daughter, Karly, 11. The family resides in Mishicot, Wis.

### MOST PRO BOWLS WITH THE PACKERS, BY POSITION

#### Quarterbacks

10	Aaron Rodgers	2009, 2011-12, 2014-16, 2018-21
9	Brett Favre	1992-93, 1995-97, 2001-03, 2007
4	Bart Starr	1960-62, 1966

#### Running Backs

5	FB Jim Taylor	1960-64
4	RB Ahman Green	2001-04
3	RB John Brockington	1971-73
	B Cecil Isbell	1938, 1941-42
	FB John Kuhn	2011, 2014-15
2	B Larry Craig	1941-42
	B Billy Grimes	1950-51
	B Clarke Hinkle	1938, 1940
	HB Paul Hornung	1959-60

#### Wide Receivers

7	James Lofton	1978, 1980-85
5	Sterling Sharpe	1989-90, 1992-94
	Davante Adams	2017-21
4	Donald Driver	2002, 2006-07, 2010
	E Billy Howton	1952, 1955-57
3	E Don Hutson	1940-42

(Note: Hutson & Howton were selected as ends)

#### Tight Ends

3	Mark Chmura	1995, 1997-98
	Paul Coffman	1982-84
	Bubba Franks	2001-03
1	Keith Jackson	1996
	Ron Kramer	1962

#### Offensive Line

9	T Forrest Gregg	1959-64, 1966-68
7	C Jim Ringo	1957-63
5	G Gale Gillingham	1969-71, 1973-74

#### Defensive Line

6	DE Reggie White	1993-98
5	DE Willie Davis	1963-67
4	DT Henry Jordan	1960-61, 1963, 1966

Note: The list does not include Packers who played in the game following the 1939 season. As the 1939 NFL champion, the Packers played the Pro All-Stars and their entire roster competed.

#### Linebackers

6	Clay Matthews	2009-12, 2014-15
4	Bill Forester	1959-62
3	Fred Carr	1970, 1972, 1975
	Dave Robinson	1966-67, 1969
	Roger Zatkoff	1954-56

#### Defensive Backs

8	S Willie Wood	1962, 1964-70
5	CB Herb Adderley	1963-67
4	S LeRoy Butler	1993, 1996-98
	DB Bobby Dillon	1955-58
	CB Charles Woodson	2008-11
3	CB Willie Buchanon	1973-74, 1978
	S Nick Collins	2008-10

#### Special Teams

2	K Chester Marcol	1972, 1974
1	K Don Chandler	1967
	ST Travis Jervey	1997
	KR Steve Odum	1975
	KR Roell Preston	1998

### MOST PRO BOWLS, WITH GREEN BAY

10	QB Aaron Rodgers	2009, 2011-12, 2014-16, 2018-21
9	QB Brett Favre	1992-93, 1995-97, 2001-03, 2007
	T Forrest Gregg	1959-64, 1966-68
8	S Willie Wood	1962, 1964-70
7	WR James Lofton	1978, 1980-85
	C Jim Ringo	1957-63
6	LB Clay Matthews	2009-12, 2014-15
	DE Reggie White	1993-98
5	CB Herb Adderley	1963-67
	DE Willie Davis	1963-67
	G Gale Gillingham	1969-71, 1973-74
	WR Sterling Sharpe	1989-90, 1992-94
	FB Jim Taylor	1960-64
	WR Davante Adams	2017-21
4	S LeRoy Butler	1993, 1996-98
	LB Fred Carr	1970, 1972, 1974-75
	DB Bobby Dillon	1955-58
	WR Donald Driver	2002, 2006-07, 2010
	LB Bill Forester	1959-62
	RB Ahman Green	2001-04
	E Billy Howton	1952, 1955-57
	DT Henry Jordan	1960-61, 1963, 1966
	QB Bart Starr	1960-62, 1966
	CB Charles Woodson	2008-11



Willie Wood (above) went undrafted in 1960 after playing quarterback and defensive back at Southern Cal during the one-plateau era of college football, but he was chosen for eight Pro Bowls.



# JASON WAHLERS

VICE PRESIDENT OF COMMUNICATIONS



FRONT OFFICE

promoted on Jan. 23, 2018.

"I'm really excited for Jason. He has done a great job for us during his seven years here, and is very deserving of this promotion," said Packers President and CEO Mark Murphy at the time of Wahlers' promotion. "He is highly respected throughout the organization and will be a great addition to our Senior Staff."

Wahlers oversees communications while also leading the community-outreach and public-affairs departments.

"Jason brings a wealth of public-relations expertise to this new position. He has also developed a comprehensive skill set to ensure that our entire organization is effectively communicating with our fans, our customers and our community," said Packers chief operating officer and general counsel Ed Policy. "His talent and perspective have been invaluable, and I am excited to have him taking a broader role in the organization."

Wahlers, 45, joined the Packers in July 2011 as the director of public relations. Over his tenure, he has been in charge of the communication for the head coach and general manager as well as directing a staff that serves as the media contact for assistant coaches and the entire roster. Wahlers' role also sees him serve as a principal contact for the National Football League and broadcast networks.

Prior to joining the Packers, he worked as the Tampa Bay Buccaneers' public relations manager for six years (2005-10), serving as the main media-relations contact for players and as-

## AT A GLANCE ...



- Joined the Packers as director of public relations on July 30, 2011; promoted to vice president of communications on Jan. 23, 2018.
- Professional communications experience includes nine years with the Tampa Bay Buccaneers. His NFL experience also includes work with the Amsterdam Admirals (NFL Europe, spring of 2002) and the Denver Broncos (2001).
- Earned his bachelor's degree from Iowa State University and a master's degree from Ohio University.

COMMUNITY

ADMINISTRATION

VETERANS

sistant coaches in addition to working closely with team management. He also served as the Buccaneers' public relations coordinator for two years (2003-04) after starting with the team as an intern during the club's Super Bowl XXXVII championship season in 2002. His other NFL experience includes work with the Amsterdam Admirals (NFL Europe, spring of 2002) and the Denver Broncos (2001).

In Wisconsin, his professional experience includes time with the Wisconsin Timber Rattlers (1999-2000), where he served as group sales manager after roles in promotions, marketing, public relations and ticketing. He earned a bachelor's degree from Iowa State University (1999) and a master's degree in sports administration from Ohio University (2001). He and his wife, Jennifer, have two daughters, Harper, 12, and Isla, 10.

DRAFT & FREE AGENTS

2022 REVIEW

RECORDS & HISTORY

LAMBEAU FIELD

MISC.

## SPORTS ILLUSTRATED'S TOP 20 VENUES OF THE 20TH CENTURY (JUNE 7, 1999)

- 1) Yankee Stadium, Bronx, N.Y.
- 2) Augusta National, Augusta, Ga.
- 3) Michie Stadium, West Point, N.Y.
- 4) Cameron Indoor Stadium, Duke University, Durham, N.C.
- 5) Bislett Stadium, Oslo, Norway
- 6) Wrigley Field, Chicago
- 7) Roland Garros, Paris
- 8) Lambeau Field, Green Bay

*In Green Bay, where the local time is always 1963, the citizens worship their Packers with religious fervor, and Lambeau Field is their ageless cathedral. The benches are aluminum, the grass (when not iced over) is resplendent, and the fans are rabid but realistic without being rude. No wonder Packers players leap into the stands after scoring touchdowns. On a truly cold day you can feel the spirit of Vince Lombardi – even if you can't feel your toes.*

- 9) Fenway Park, Boston
- 10) Saratoga Race Course, Saratoga Springs, N.Y.



- 11) Pebble Beach, California
- 12) Wembley Stadium, London
- 13) The Pit, University of New Mexico, Albuquerque
- 14) Boston Marathon Course
- 15) Camden Yards, Baltimore
- 16) Lamade Stadium, Williamsport, Pa.
- 17) Daytona International Speedway, Daytona, Fla.
- 18) Notre Dame Stadium, South Bend, Ind.
- 19) St. Andrews, Scotland
- 20) Rose Bowl, Pasadena, Calif.



## MILT HENDRICKSON

DIRECTOR – FOOTBALL OPERATIONS

Milt Hendrickson enters his 19th NFL season and fifth with the Packers in 2023. He joined Green Bay on Jan. 24, 2019, as director – football operations after spending the previous 14 seasons (2005-18) in the personnel department of the Baltimore Ravens.

With the Ravens, Hendrickson was a player personnel assistant in 2005, worked primarily with the pro personnel staff in 2006-07, was promoted to Midwest area scout after the 2008 NFL Draft, was named mid-regional scout following the 2013 NFL Draft and was promoted to national scout after the 2016 NFL Draft. During his time in Baltimore, the Ravens won a Super Bowl and four division titles, appeared in the playoffs eight times and won 138 games (including postseason), the sixth most in the NFL over that span.

Prior to joining the Ravens, Hendrickson was a coach in high school and college. After serving as the team captain for both the football and baseball teams at Luther College, he went on to earn his master's degree in exercise and sports science-sports administration from the University of Wisconsin-La Crosse. In 1996, he was the assistant offensive line coach at UW-La Crosse. From 1997-99, Hendrickson was the head varsity football coach at De Soto (Wis.) High School, where his teams were Division 6 state semi-finalists in both 1998 and 1999. In the spring of 2000, he served as De Soto's head baseball coach, leading the team to a 27-0 record and the Division 3 state title. During his various coaching roles at the high school, Hendrickson also taught lan-

### AT A GLANCE ...



- Joined the Packers as director – football operations on Jan. 24, 2019.
- Spent 14 seasons (2005-18) in the Baltimore Ravens' personnel department, serving in various pro and college scouting roles.
- Team captain for the football and baseball teams at Luther College.
- Possesses a coaching background at both the collegiate (University of Wisconsin-La Crosse, 1996; Luther College, 2000-04) and high school (De Soto, Wis., 1997-99) levels.
- Interned in the Packers' personnel department during training camp in 2004.

guage arts and social studies at De Soto Middle School. He then went back to Luther to coach the offensive line/running backs from 2000-01 and then served as the associate head coach/special teams coordinator/offensive line coach from 2002-04. In 2021, Hendrickson was inducted into the Luther College athletic hall of fame.

Hendrickson's introduction to the NFL came as an intern in the Packers' personnel department during training camp in 2004.

A Wisconsin native, he was the valedictorian as a senior in 1992 at Pecatonica (Blanchardville, Wis.) High School and that same year played in the WFLCA Shrine Bowl all-star game as a defensive lineman. He was inducted into the school's athletic hall of fame in 2016. Hendrickson and his wife, Amy, are the proud parents of a son, Hutson, 18, and two daughters, Avalyn, 14, and Jaycie, 11.



## JON-ERIC SULLIVAN

VICE PRESIDENT OF PLAYER PERSONNEL

Jon-Eric Sullivan begins his 20th season with the Packers and second as vice president of player personnel. Promoted to his current role on July 22, 2022, Sullivan previously served as co-director of player personnel for four seasons (2018-21) and two seasons (2016-17) as the director of college scouting. Sullivan also served as a college scout covering the Central Plains region (2008-11) and the Southeast region (2012-15) after working as the team's National Football Scouting representative to the annual NFL Scouting Combine and authoring evaluations of all prospective seniors in the Southwest region.

Sullivan joined the team's football operations department on July 12, 2004, having previously served as a scouting intern during Green Bay's 2003 training camp.

Sullivan played his junior and senior seasons (1998-99) as a wide receiver at Gardner-Webb University in Boiling Springs, N.C. As a senior, he was named to the all-conference team after leading the Bulldogs with 43 receptions. Previously, he played at the University of South Carolina from 1995-97 before transferring to Gardner-Webb.

Sullivan attended high school at Fork Union (Va.) Military Academy, where he was an all-state defensive back his junior year, pacing state players with nine interceptions, and then an all-state receiver as a senior. Sullivan lettered twice in football, while also receiving two letters each in indoor and outdoor track. As a senior, he was all-state in track as a member of the state-champion 400-meter relay team after placing third at the state meet in the 400-meter hurdles as a junior.

Following his college football career, Sullivan served as a student-assistant receivers coach at Gardner-Webb for one season. Though

### AT A GLANCE ...



- Promoted to vice president of player personnel on July 22, 2022, after spending four seasons (2018-21) as co-director of player personnel.
- Also spent two seasons (2016-17) as director of college scouting. First joined the Packers in 2004 as the team's National Football Scouting representative after interning for the Packers during the 2003 training camp.
- Served as a college scout covering the Central Plains (2008-11) and Southeast (2012-15) regions.
- As a student assistant at Gardner-Webb in 2001, was the primary position coach for receivers.
- Graduated from Gardner-Webb in December 2000 after transferring from South Carolina and finishing his collegiate playing career as a wide receiver with the Bulldogs.
- The son of Jerry Sullivan, a longtime NFL and college coach who retired in 2021 after more than 40 years of coaching.

officially listed as a student assistant, he actually served as the primary position coach for the receivers.

Sullivan obtained a B.A. degree in social science from Gardner-Webb in December 2000, and then worked three years (2001-04) for GMAC's sales and credit administration departments before joining the Packers' staff.

In 2021, Gardner-Webb inducted Sullivan into its Gallery of Distinguished Alumni.

His father, Jerry Sullivan, was a longtime NFL and college coach who retired in 2021 after more than 40 years of coaching.

Sullivan and his wife, Jennifer, reside in Green Bay with their three daughters, Samantha, 11, Mia, 9, and Cecilia, 7.





# JOHN WOJCIECHOWSKI

DIRECTOR OF PLAYER PERSONNEL



FRONT OFFICE

promoted on May 25, 2018. He spent the 2017 season as the director of pro personnel after being promoted in June 2017. He joined the team on May 23, 2012, as a college scout.

Prior to coming to Green Bay, Wojciechowski (pronounced woh-jih-cow-skee) spent the previous nine seasons (2003-11) as the Northeast area scout for the Dallas Cowboys.

He came to Dallas after working for the Jacksonville Jaguars for five seasons (1998-2002). During his first three seasons with Jacksonville, Wojciechowski worked as the team's Southeast regional scout for the BLESTO scouting organization. He was promoted to Midwest scout by the Jaguars in 2001.

Wojciechowski's first venture into the NFL player personnel field came with the Pittsburgh Steelers, where he served as a player personnel assistant for two seasons (1996-97). With the Steelers, he evaluated both college and pro players and did quality-control work for the special teams units.

Wojciechowski was a four-year starter at Duquesne at defensive end (1992-95) and a three-year tri-captain. As a senior in '95, he earned first-team All-Metro Atlantic Conference honors and first-team All-America honors from *Don Hansen's Football Gazette*. He helped lead the Dukes to their first-ever conference championship (7-0 record) and a 10-1 mark overall. The team finished the season with an ECAC Bowl victory over Wagner.

Wojciechowski finished his career at Duquesne as the school's all-time sacks leader with 24, which now ranks No.

## AT A GLANCE ...



- Promoted to director of player personnel on May 25, 2018.
- Named director of pro personnel in June 2017. First joined the Packers in 2012 as a college scout.
- Served as a college scout for the Dallas Cowboys (2003-11) and Jacksonville Jaguars (1998-02) following two seasons as a player personnel assistant with the Pittsburgh Steelers (1996-97).
- A four-year starter and three-year captain at Duquesne at defensive end, ranks No. 3 on the school's all-time sack list with 24.

3 on the Dukes' all-time list. He led the team in sacks each of his final three seasons, posting 9½ as a senior in 1995 (No. 5 in single-season history) and nine in 1993 (tied for No. 6). Wojciechowski was part of a group that helped Duquesne transition from Division III to I-AA following his freshman season.

Wojciechowski was also a three-year starter at catcher and designated hitter for the Dukes' baseball team. He earned a degree in business administration at Duquesne.

Wojciechowski attended Plum (Pa.) High School in suburban Pittsburgh. He was a first-team all-conference selection in football and was named to the *Pittsburgh Post-Gazette's* "Fabulous 22" team. Wojciechowski was also a team captain as a senior and was inducted into the school's hall of fame in November 2013.

Wojciechowski and his wife, Tami, live in Green Bay with their sons, Holt and Taft.

COMMUNITY


ADMINISTRATION

VETERANS



# MATT MALASPINA

DIRECTOR OF COLLEGE SCOUTING



DRAFT & FREE AGENTS

Matt Malaspina (mal-eh-SPEEN-ah) enters his 26th NFL season and his seventh with the Packers in 2023. He was promoted to his current role on May 25, 2018. Malaspina joined the Packers as a college scout on Feb. 8, 2017, after spending 12 seasons (2005-16) with the San Francisco 49ers.

Malaspina finished his tenure with San Francisco as the team's director of college scouting for four seasons (2013-16). He oversaw the daily operations of the college scouting department and the staff. For the three years (2010-12) prior, Malaspina was a national scout, primarily serving in the Southeast region. He also assisted the department by cross-checking the top prospects in college football.

For five seasons (2000-04), Malaspina worked under former Packers general manager Ted Thompson in Seattle, serving as an area scout for the Seahawks. While in Seattle, he covered the Northeast and Southeast regions. Malaspina spent the 1999 season evaluating college prospects from the Southeast region for the Carolina Panthers. He also spent 1998 with National Football Scouting.

## AT A GLANCE ...



- Promoted to director of college scouting on May 25, 2018.
- Joined the Packers in 2017 as a college scout.
- Served as the director of college scouting (2013-16) and a college scout (2005-12) for the San Francisco 49ers following five seasons as an area scout with the Seattle Seahawks (2000-04).
- Served as an offensive assistant at Jacksonville University (1997-98).
- A graduate of the University of Central Florida, he played center in the Canadian Football League for the Shreveport Pirates in 1994.

Malaspina was a coach as well, serving as an offensive assistant at Jacksonville University from 1997-98. His first college coaching position was with Central Florida, his alma mater, in 1997. Malaspina graduated from Central Florida in 1993, playing center for the Knights. Before returning to coach for the Knights, Malaspina played center in the Canadian Football League for the Shreveport Pirates in 1994 and participated in training camp in 1995.

2022 REVIEW

RECORDS & HISTORY

LAMBEAU FIELD

MISC.



## SAM SEALE

### NATIONAL SCOUT

Sam Seale, a 10-year NFL veteran as a player, heads into his 28th season with the Packers and his sixth as a national scout. Promoted to his current role on May 25, 2018, Seale spent the 2012-17 seasons as a West regional scout for the Packers.

In 2017, Seale was recognized as the NFC Scout of the Year at the Fritz Pollard Alliance Meeting, which took place during the NFL Scouting Combine.

Seale began his NFL playing career after being picked in the eighth round of the 1984 NFL Draft by the then-Los Angeles Raiders. After one year as a wide receiver (1984) and three seasons as a defensive back/kick returner (1985-87) for the Silver and Black, Seale headed south to play for the then-San Diego Chargers for the next four seasons (1988-91).

After becoming a full-time starter (at cornerback) for the first time in his pro career in 1989, Seale appeared in all 16 games for San Diego in both 1990 and '91. He then returned to the Los Angeles area in 1992 to play one additional season for the Raiders and appeared in one game with the Los Angeles Rams in 1993.

In 121 career games, Seale recorded 11 interceptions, returning one for a touchdown in 1985. He also scored once on a fumble recovery (in 1988 with San Diego).

A four-time letterman (1980-83) as a running back for Western State College (Colo.), Seale averaged 5.3 yards per carry as a collegian while leading the team twice in both rushing and receiving. He also earned NAIA All-America honors in track,

### AT A GLANCE ...



- Promoted to national scout on May 25, 2018. First joined the Packers in 1995.
- Named the NFL Scout of the Year at the Fritz Pollard Alliance Meeting in 2017.
- A 1984 draft pick by the then-Los Angeles Raiders, spent four seasons each with the Raiders (1984-87) and the then-San Diego Chargers (1988-91).
- A four-year letterman at Western State College (Colo.) as running back, led the team twice both in rushing and receiving. Was inducted into the Western State College Hall of Fame in 2002.

competing in the 60-, 100- and 200-meter events. The political science major was an All-Rocky Mountain Athletic Conference pick two seasons in football and four times in track. Seale was inducted into the Western State College Hall of Fame in 2002.

While attending Orange (N.J.) High School, Seale was an all-state performer in football his senior year and in track as a junior and senior. He earned four letters as a running back/defensive back for the football team while also lettering twice in track as a sprinter.

He and his wife, Elizabeth, reside in San Diego and have two sons, Ricky (Sam Jr.), 31, and Samir, 29, and a daughter, Shi-Ann, 24. Ricky is the all-time leading rusher in San Diego prep history and was a four-year letterman (2011-14) at Stanford University.



## RICHMOND WILLIAMS

### DIRECTOR OF PRO PERSONNEL

Richmond Williams enters his 16th year with the Packers in 2023 and fifth as director of pro personnel after being elevated to the position on June 11, 2019. He previously spent two seasons as a pro scout (2017-18) and five seasons as a college scout (2012-16). He also served as the team's National Football Scouting representative to the annual NFL Scouting Combine and authored evaluations of all prospective seniors in the Southwest region. Williams spent the 2007 training camp as a scouting intern with the Packers.

In May 2022, Williams represented the Packers at the NFL's inaugural Coach and Front Office Accelerator in Atlanta, which brought together 60 diverse head-coach and general-manager prospects from all clubs.

In 2007, Williams volunteered as an assistant in the football office at his alma mater, the University of Iowa. His duties included helping coaches plan their recruiting trips and breaking down defensive game film.

Prior to working in the football office, Williams lettered two years as a cornerback for Iowa. He earned the Iowa "Team Leader" award all four years of his career, given by the coach-

### AT A GLANCE ...



- Promoted to director of pro personnel on June 11, 2019.
- Spent two seasons as a pro scout for the Packers (2017-18) and five seasons as a college scout (2012-16).
- First experience with the Packers came as a scouting intern during training camp in 2007.

ing staff to the player who made high contributions on special teams. In 2006, Williams earned a B.A. in economics, as well as a certificate of entrepreneurship.

Williams was a two-sport athlete in football and track and field at North Augusta (S.C.) High School. He played cornerback and wide receiver and was a state-champion long jumper as a senior, also participating in the 4x100-meter relay.

Nicknamed "Richey," Williams is married to his wife, Fiory. The couple has a daughter, Delina, and a son, Adonai.

# GREEN BAY PACKERS, INC.



The seven-member Executive Committee of the Green Bay Packers presently is composed of: (back row) Karl A. Schmidt, Member; Daniel T. Ariens, Secretary; Mark H. Murphy, President; Donald J. Long Jr., Member; Michael D. Simmer, Treasurer; (front row) Susan M. Finco, Vice President and Lead Director; and Marcia M. Anderson, Member.

Now in their 105th season of existence and their 103rd season in the National Football League, the Green Bay Packers are a team and an organization unique in both structure and accomplishment. They represent – from an organizational standpoint – the only publicly owned franchise in the 32-team NFL. On the field, they have won 13 NFL championships, more than any other franchise.

The Packers have been a community-owned team since 1923 when the Green Bay Football Corporation was founded. After it was forced into receivership in 1933, the franchise was reorganized in 1935 as Green Bay Packers, Inc., which is still operating today.

While the Packers still think of themselves as community-owned, their community has grown since 1923 to reflect their worldwide fan base. There are approximately 5,204,625 shares owned by 538,967 shareholders. A seven-member executive committee elected from a board of directors governs the corporation. The committee directs corporate management, approves major capital expenditures, establishes broad policy and monitors management's performance in conducting the business and affairs of the corporation.

## BOARD OF DIRECTORS

Janeau E. Allman  
 Marcia M. Anderson  
 Daniel T. Ariens  
 Michael J. Barber  
 Ave M. Bie  
 Kate K. Burgess  
 LeRoy Butler  
 Thomas J. Cardella  
 James B. Christensen  
 Casey Cuene  
 Valerie Daniels-Carter  
 Michael E. Daniels  
 Robyn Y. Davis  
 Craig S. Dickman  
 Andrew E. Farah

Susan M. Finco  
 Philip B. Flynn  
 Edgar I. Garcia  
 Robin L. Gilson  
 Johnnie L. Gray  
 Michael J. Haddad  
 Jeffrey A. Joerres  
 Wilson R. Jones  
 Mark A. Kasper  
 David Kohler  
 George E. Koonce Jr.  
 William F. Kress  
 Donald J. Long Jr.  
 Dexter E. McNabb  
 Mark H. Murphy

Laurie A. Radke  
 Diane L. Roundy  
 Mark B. Rourke  
 John A. Schmidt  
 Karl A. Schmidt  
 Sachin M. Shivaram  
 Michael D. Simmer  
 Mark D. Skoug  
 Christopher S. Stiles  
 Dr. Elizabeth R. Trowbridge  
 Kurt R. Voss  
 Christine E. Woleske  
 Hon. John P. Zakowski

## DIRECTORS EMERITUS

Nancy K. Armbrust  
 Thomas D. Arndt  
 John F. Bergstrom  
 Terry J. Bogart  
 John E. Broeren  
 Robert C. Buchanan  
 Richard J. Chernick  
 James M. Christensen  
 Virgis W. Colbert  
 Ricardo Diaz  
 Beverly A. French  
 Terrence R. Fulwiler  
 Robert C. Gallagher  
 Gerald L. Ganoni

Dr. Donald F. Harden  
 Robert E. Harlan  
 George F. Hartmann  
 Thomas J. Hinz  
 George F. Kerwin  
 Bernard S. Kubale  
 Carl W. Kuehne  
 C. Patricia LaViolette  
 Charles R. Lieb  
 Thomas J. Lutsey  
 John N. MacDonough  
 Laurence A. McCarren  
 Michael J. McClone  
 John C. Meng

Thomas M. Olejniczak  
 Thomas L. Olson  
 Pat Richter  
 Gary M. Rotherham  
 Allan H. "Bud" Selig  
 John L. Skoug  
 Edward A. Thompson  
 Eric G. Torkelson  
 Barbara A. Webster  
 Mike L. Weller  
 Larry L. Weyers  
 Hon. Donald R. Zuidmulder





# MATT LAFLEUR

HEAD COACH

15th NFL Season > Fifth Season as Packers Head Coach

Entering his 15th season coaching in the National Football League, Matt LaFleur (la-flew-er) enters his fifth season in Green Bay after being named the Packers' 15th head

coach on Jan. 8, 2019.

"We are very excited to welcome Matt as the next head coach of the Green Bay Packers," said Packers President and CEO Mark Murphy on the day of LaFleur's hiring. "We found a coach with the background and experience that we think will get us back to playing winning football. We're also excited about the person — he is bright with a great work ethic and a perfect fit for Green Bay and the organization."

In his first four seasons leading the Packers, LaFleur has authored one of the greatest starts to a head-coaching career in NFL history. Per the Elias Sports Bureau, his 47 wins are the second most in league history by a head coach in his first four seasons in the NFL, trailing only George Seifert (52 in 1989-92). Green Bay's 47-19 (.712) regular-season record since 2019 ranks No. 3 in the NFL and No. 1 in the NFC. With a 13-4 record in 2021, LaFleur led the Packers to a third straight NFC North crown while also earning the No. 1 seed in the NFC for the second consecutive season. He became the first coach in NFL history to post 13-plus wins in three straight seasons and his 39 wins from 2019-21 passed Seifert (38) for the most wins by an NFL head coach in his first three seasons in the league (Elias). LaFleur's 39 wins from 2019-2021 are also tied for the third most by a coach over any three-season span in league history, trailing only Mike Ditka's 40 victories with the Chicago Bears from 1985-87 and Andy Reid's 40 wins with the Kansas City Chiefs from 2000-22 (Elias).

Green Bay's success under LaFleur has been highlighted by its domination of the NFC North, success at Lambeau Field and owning the month of December. In his first four seasons, he has captured three division titles while going 18-6 against NFC North opponents, a .750 winning percentage that ranks as the best in the history of the NFC North/Central (min. 10 games, Elias). Overall, LaFleur has guided the Packers to a 27-6 record (.818) in the regular season at home, the top mark in the NFL since 2019. Green Bay finished the 2021 campaign with an 8-0 record at Lambeau Field, the only NFL team to be undefeated at home that season, and it marked the third straight season the Packers won seven-plus home games, tied for the second-longest streak in team history (2010-12) behind only a five-season stretch from 1994-98. Green Bay is 15-0 in the month of December under LaFleur, marking the longest winning streak by a head coach at the start of his career in the month of December (Elias). LaFleur is also 18-2 during the regular season in December/January, a .900 winning percentage that ranks No. 1 in the NFL since 2019.

Since taking command of Green Bay's offense in 2019, LaFleur has helped the Packers rank No. 1 in the NFL in giveaways (59), No. 2 in time of possession (32:00), tied for No. 3 in sacks allowed (122) and No. 7 in scoring offense (25.8 ppg). The offense continued to excel under LaFleur in 2022 as QB Aaron Rodgers finished the season No. 7 in the NFL in TD passes (26) and No. 10 in completions while also tying for No. 5 with 53 completions of 20-plus yards. RB Aaron Jones led the team with a career-high 1,121 rushing yards and ranked No. 2 in the league among RBs with an average of 5.26 yards per carry. WRs Romeo Doubs (41, three) and Christian Watson (41, seven) became only the third rookie WR duo in NFL history to each have 40-plus receptions and three-plus TD receptions in a season. Watson is also only the third player in team history to have seven-plus receiving TDs (seven) and multiple rushing TDs (two) in a season (Johnny "Blood" McNally, 1931; Don Hutson, 1941). Watson's seven receiving TDs were the third most by a Packers rookie in team history while he and Doubs both finished in the top 10 among NFL rookies in TD receptions last season. Additionally, the Packers



## AT A GLANCE ...



- Named the Packers' 15th head coach on Jan. 8, 2019.
- Per the Elias Sports Bureau, his 47 wins are the second most in NFL history by a head coach in his first four seasons in the league, trailing only George Seifert (52). Green Bay's 47-19 (.712) mark since 2019 is the third-best regular-season record in the NFL and the best in the NFC.
- In his first three seasons leading the Packers (2019-21), guided Green Bay to a trio of 13-win seasons, three NFC North crowns and two appearances in the NFC Championship Game.
- Is the only head coach in NFL history to not lose back-to-back games in his first 49 games.
- Finished second in voting for *The Associated Press* NFL Coach of the Year in 2021.
- Became just the sixth head coach since 1970 to lead his team to the conference championship game in both of his first two seasons as a head coach, joining Jim Harbaugh (2011-12), Rex Ryan (2009-10), Barry Switzer (1994-95), Seifert (1989-90) and Don McCafferty (1970-71).
- Oversaw a Packers offense that led the NFL with 509 points in 2020, the second-highest total in team history (560 in 2011). Green Bay was the only team to rank in the top 10 in the NFL in 2020 in all of the following categories: total offense (389.0 ypg, No. 5), yards per play (6.29, No. 3), passing offense (256.6 ypg, No. 9), passing yards per play (7.81, No. 2), rushing offense (132.4 ypg, No. 8) and yards per carry (4.78, No. 7).
- Helped guide QB Aaron Rodgers to back-to-back NFL Most Valuable Player awards in 2020 and 2021 as he became only the fifth player in NFL history to win consecutive MVPs.
- Has guided the Packers to three of the top four seasons in team history for fewest giveaways (11 in 2020, 13 in 2019 and 2021).
- Is entering his 15th season in the NFL in 2023, having also served as an offensive coordinator for two seasons (Los Angeles Rams, 2017; Tennessee Titans, 2018), a quarterbacks coach for six seasons (Washington Redskins, 2010-13; Atlanta Falcons, 2015-16) and an offensive assistant for two seasons (Houston Texans, 2008-09).
- During his first 10 seasons in the NFL, was a part of offensive staffs that helped their teams rank in the top 10 in the league in total yards seven times (2008-09, 2012-13, 2015-17). Was on a staff that helped its offense finish in the top five in the league in scoring three times, highlighted by a 1st rankings in 2016 with the Falcons and in 2017 with the Rams.
- Tutored Falcons QB Matt Ryan, who led the league with a 117.1 passer rating in 2016, the seventh highest in a season in NFL history, on his way to being named NFL Most Valuable Player and Offensive Player of the Year by *The Associated Press*.
- Has coached the league MVP (Rodgers, 2020-21; Ryan, 2016) or the NFL's Offensive Player of the Year (Rams RB Todd Gurley, 2017; Ryan, 2016) in four of the last seven seasons.
- Began his coaching career in 2003 at his alma mater, Saginaw Valley State. Has six seasons of coaching experience at the collegiate level, having also worked at Central Michigan (2004-05), Northern Michigan (2006), Ashland University (2007) and Notre Dame (2014).

## COACHING BACKGROUND

Years	College/Pro Team	Position Coached
2003	Saginaw Valley State Univ. ....	Offensive Assistant
2004-05	Central Michigan Univ. ....	Graduate Assistant
2006	Northern Michigan Univ. ..	Quarterbacks/Wide Receivers
2007	Ashland Univ. ....	Offensive Coordinator
2008-09	Houston Texans .....	Offensive Assistant
2010-13	Washington Redskins .....	Quarterbacks
2014	Univ. of Notre Dame.....	Quarterbacks
2015-16	Atlanta Falcons .....	Quarterbacks
2017	Los Angeles Rams .....	Offensive Coordinator
2018	Tennessee Titans.....	Offensive Coordinator
2019-23	Green Bay Packers .....	Head Coach



ranked No. 7 in the NFL in sacks allowed (32), including just 17 in Weeks 7-18, which was tied for the third fewest in the league over that span. Green Bay ranked No. 5 in the NFL in time of possession (31:23), its fourth straight season finishing in the top five in the league in the category.

In 2021, the Packers finished the season ranked No. 10 in the NFL in total offense (365.6 ypg) and total points (450). The offense was led by spectacular individual seasons from Rodgers and WR Davante Adams. For the second consecutive season under LaFleur, and the fourth time overall, Rodgers was named the NFL's Most Valuable Player by *The Associated Press* and the Pro Football Writers of America. He led the league with a passer rating of 111.9, joining Steve Young (six times), Roger Staubach (four) and Ken Anderson (four) as the only players to lead the league in passer rating at least four times since 1970. Adams set new single-season team records for receptions (123) and receiving yards (1,553) in '21 as he became the first player in team history with three 100-catch seasons (2018, 2020-21). He also became the first player in league history to post 115-plus catches, 1,350-plus receiving yards and 11-plus receiving TDs in back-to-back seasons (2020-21).

Green Bay's defense has also shown consistent improvement under LaFleur the past four seasons. Named to his position on Feb. 9, 2021, by LaFleur, defensive coordinator Joe Barry guided the Green Bay defense to a No. 6 league ranking in passing defense (197.0 ypg) in 2022, the fewest allowed by the Packers since 2010 (194.2 ypg). Green Bay was tied for No. 4 in the league with 17 INTs last season, with 16 of them coming in Weeks 7-18, the most in the NFL over that span. The Packers gave up 28 points or less in 16 of 17 games, tied for the most in the league in '22. In 2021, Green Bay finished in the top 10 in the NFL in total defense (328.2 ypg, No. 9) and passing defense (219.1 ypg, No. 10). The 2021 season marked just the eighth time since 1970 that Green Bay finished the regular season in the top 10 in both total offense and total defense (2020, 2010, 2009, 1998, 1997, 1996, 1994).

Several players have enjoyed individual success in LaFleur's four years at the helm, with 12 Packers earning All-Pro, Pro Bowl or All-Rookie honors over the past four seasons. CB Keisean Nixon earned first-team AP All-Pro honors as a kick returner in 2022, the first Packer to earn the honor since the position was added in 1976. He was joined by CB Jaire Alexander, who garnered second-team honors. Alexander was also selected to the Pro Bowl with G/T Elgton Jenkins, and LB Quay Walker earned a spot on the PFWA's All-Rookie team last season. Adams, LB De'Vondre Campbell and Rodgers were named first-team AP All-Pro in 2021 while Adams, DL Kenny Clark and Rodgers were selected to the Pro Bowl. In 2020, Adams, T David Bakhtiari, C Corey Linsley and Rodgers earned first-team AP All-Pro honors, the Packers' most first-team selections since 1967 (six), while Alexander and LB Za'Darius Smith earned second-team AP All-Pro recognition. The 2020 Pro Bowl roster featured Adams, Alexander, Bakhtiari, Jenkins, Jones, Rodgers and Smith. The Packers' seven selections tied for the most in the NFL in 2020 (Baltimore, Kansas City and Seattle), and were the most original selections for Green Bay since seven players were selected in 2011. Six of the players were named starters in 2020 (all but Jones), giving Green Bay its most starter selections since 1967 (eight).

Since his first day addressing the team, LaFleur has emphasized the importance of the ball, both protecting it on offense and taking it away on defense. For the fourth straight season in 2022, Green Bay finished on the positive side of the turnover margin (plus-2, t-No. 12 in the NFL). Since 2019, the Packers rank No. 2 in the NFL in turnover margin (plus-34). From 2019-21, Green Bay ranked in the top two in the NFL for fewest giveaways, ranking tied for No. 1 in 2021 with 13 (Minnesota and Seattle), No. 1 in 2020 with a team-record 11 and No. 2 in 2019 with 13. It marked the first time in NFL history that a team had 13 or fewer giveaways in three consecutive seasons, and Green Bay's 37 total giveaways during that period were tied for the fewest giveaways over a three-season span in NFL history (New England, 2015-17). Overall, the Packers are 33-2 under LaFleur when winning the turnover margin, and their 28 zero-giveaway games from 2019-21 were the most in league history over a three-season span. Green Bay finished the 2021 season ranked No. 3 in the NFL in turnover differential (plus-13), tied for No.

7 in 2020 (plus-7) and tied for No. 3 in 2019 (plus-12). On defense, the Packers were tied for No. 11 in the NFL with 24 takeaways in 2022 and tied for No. 4 in the league with 17 INTs. In 2021, Green Bay was tied for No. 8 in the NFL with 26 takeaways and tied for No. 6 with 18 interceptions in 2021. In 2019, the Packers were tied for No. 7 in the league with 25 takeaways and tied for No. 3 with 17 INTs. Overall, Green Bay is 42-6 under LaFleur when forcing at least one turnover, an .875 winning percentage that ranks No. 1 in the NFL since 2019 (TruMedia).

For the second consecutive season in 2020, LaFleur led Green Bay to a 13-3 record and an NFC North title while also earning the No. 1 seed in the NFC for the first time since 2011. According to Elias, he was the sixth head coach since 1970 to lead his team to the conference championship game in both of his first two seasons as a head coach, joining Jim Harbaugh (2011-12), Rex Ryan (2009-10), Barry Switzer (1994-95), Seifert (1989-90) and Don McCafferty (1970-71). Additionally, Green Bay's 13-win improvement over the previous two seasons (13 wins in 2017-18) marked the biggest two-season victory improvement by a head coach in franchise history from the two seasons prior to him taking over, eclipsing the previous mark held by Vince Lombardi (15 victories in 1959-60 after the Packers won four games in 1957-58).

Following a productive first season in 2019, Green Bay's offense exploded under LaFleur in 2020. The Packers led the NFL with 509 points, the second-highest total in team history (560 in 2011), including a league-best 12 games with 30-plus points. Green Bay was the only team to rank in the top 10 in the NFL in all of the following categories: total offense (389.0 ypg, No. 5), yards per play (6.29, No. 3), passing offense (256.6 ypg, No. 9), passing yards per play (7.81, No. 2), rushing offense (132.4 ypg, No. 8) and yards per carry (4.78, No. 7). Additionally, the Packers were the only NFL team to have three different players (Adams-18, Jones-11, TE Robert Tonyan-11) with 10-plus TDs in 2020.

In their second season in LaFleur's offense in 2020, Rodgers and Adams turned in outstanding individual performances. Rodgers was named the NFL's Most Valuable Player by AP and by the PFWA after leading the NFL with a 121.5 passer rating, the second-highest single-season mark by a quarterback in NFL history behind only his 122.5 rating in 2011. In addition to leading the NFL in passer rating, Rodgers also led the league in passing TDs (team-record 48), completion percentage (team-record 70.7) and interception percentage (0.95), the first QB to lead the NFL in all four categories since Young in 1992. Adams set the franchise record to that point for receptions in a season with 115 and tied WR Sterling Sharpe (1994) for the most receiving TDs in a season with 18 (tied for No. 3 in NFL history). Adams became the first player in NFL history to have 18-plus TD receptions and 100-plus catches in a season. Additionally, he led the NFL in receiving TDs, receiving yards per game and receptions per game in 2020, the first NFL player to lead the league in all three categories since Sharpe in 1992.

In LaFleur's first year leading the team in 2019, Green Bay finished the regular season with a 13-3 record on its way to an NFC North crown and the No. 2 seed in the NFC as he became just the fifth coach in league history to win 13-plus games in his first season as a head coach. He guided the Packers to their biggest one-year win improvement in club history (plus-seven wins) and became the first head coach to lead Green Bay to the playoffs in his first season. He joined Mike McCarthy as the only head coaches in club annals to lead the team to the NFC Championship Game in their first playoff appearance, and he became the first NFL coach to do so since Harbaugh led the 49ers to the NFC title game in 2011.

LaFleur guided the Packers to a 6-0 record in NFC North games in 2019, just the second time that Green Bay had gone undefeated in the division (2011) since the league went to a divisional format in 1967. He joined Jim Caldwell (2011) and Steve Mariucci (1997) as the only coaches in NFL history to post a perfect divisional record and 13-plus wins in the regular season in their first season as a head coach.

Green Bay's defense also took a step forward with LaFleur at the helm in 2019 as it allowed 19.6 points per game (No. 9 in the NFL). It marked the first time Green Bay had finished in the top 10 in the league in the category since 2010, which was also the last time the Packers allowed fewer than 20 points per game. The average of

19.6 points per game allowed was a 5.4-point decrease from 2018 (25.0 ppg.), the biggest one-year improvement in scoring defense for the Packers since 1996.

LaFleur came to Green Bay after spending two seasons as an offensive coordinator, first with the Los Angeles Rams in 2017 and then with the Tennessee Titans in 2018. He also coached quarterbacks for two seasons with the Atlanta Falcons (2015-16) and four seasons with the Washington Redskins (2010-13). LaFleur got his start in the NFL coaching ranks with the Houston Texans as an offensive assistant in 2008-09.

During his first 10 seasons in the league, LaFleur was a part of offensive staffs that helped their teams rank in the top 10 in the NFL in total yards seven times (2008-09, 2012-13, 2015-17). In three of those seasons, LaFleur was on a staff that helped its offense finish in the top five in the league in scoring, highlighted by No. 1 rankings in 2016 with the Falcons and in 2017 with the Rams.

In his lone season with the Titans, LaFleur guided the offense to a No. 7 league ranking in rushing (126.4 ypg) as Tennessee registered 11 games with 100-plus rushing yards, tied for No. 2 in the NFL in 2018. Tennessee's ground game was led by third-year RB Derrick Henry, who finished No. 7 in the NFL in rushing yards (1,059) and tied for No. 3 in rushing TDs (12), the most by a Titan since RB Chris Johnson's 14 rushing TDs in 2009. RB Dion Lewis added 517 rushing yards as Tennessee was one of only three teams in the league (Denver and Seattle) to feature both a 1,000-yard back and a 500-yard back in 2018.

Despite missing three full games and parts of others due to injuries, Titans QB Marcus Mariota set a single-season franchise record with a 68.9 completion percentage, good for No. 6 in the league in '18, and posted a career-high average of 7.64 yards per attempt, the top mark by a Titans QB (min. 200 att.) since Steve McNair in 2003 (8.04). In Week 12 at Houston, Mariota completed 22 of 23 passes for 303 yards and two TDs with no INTs, a 95.7 completion percentage that was the second-best single-game mark in NFL history (min. 20 att.) behind only Chargers QB Philip Rivers' 96.6 percentage recorded the previous day vs. Arizona.

Under LaFleur's direction, Tennessee's offense had one of its finest seasons in team history when it came to taking care of the football, finishing tied for No. 7 in the league with 18 giveaways, tied for the fourth fewest in a season in franchise annals. The Titans set a single-season team record with only six fumbles lost on the season, which was tied for No. 4 in the NFL in 2018. The offense also contributed to the Titans being called for only 82 penalties on the season, the fewest in the league in 2018 and the fewest in franchise history in a 16-game season (since 1978).

As offensive coordinator for the Rams in 2017, LaFleur was part of a staff that helped the team improve its win total by seven games (4-12 to 11-5) as Los Angeles took home the NFC West crown for the first time since 2003. The Rams led the league in scoring with an average of 29.9 points per game, more than doubling their average from 2016 (14.0 ppg) as they became the first team in the Super Bowl era (since 1966) to go from last to first in the NFL in scoring in one season. The Rams also finished in the top 10 in the league in total offense (No. 10, 361.5 ypg), rushing offense (No. 8, 122.1 ypg), passing offense (No. 10, 239.4 ypg) and third-down percentage (No. 9, 41.1).

RB Todd Gurley was named AP Offensive Player of the Year after leading the league in yards from scrimmage (2,093) and rushing TDs (13) and ranking No. 1 in the NFL with a career-high 1,305 rushing yards. QB Jared Goff finished in the top 10 in the league in passer rating (No. 5, 100.5), passing yards (No. 10, 3,804), passing TDs (t-No. 5, 28) and INT percentage (No. 5, 1.47). The Rams threw only seven INTs on the season, the fewest in the NFL in 2017 and tied for the fewest in a season in franchise history (1969).

LaFleur joined the Rams after serving as the quarterbacks coach for the Atlanta Falcons in 2015-16. In 2016, he was a member of an offensive staff that helped the Falcons win the NFC title and set franchise records for total offense (415.8 ypg), points scored (540), passing offense (295.3 ypg) and yards per play (6.7). LaFleur tutored QB Matt Ryan as he set single-season franchise marks for passing yards (4,944), completion percentage (69.9) and TD passes (38) along with an average of 9.26 yards per attempt that ranked

No. 1 in league history among QBs with 500-plus attempts. Ryan led the league with a 117.1 passer rating, the seventh highest in a season in NFL history, on his way to being named NFL Most Valuable Player and Offensive Player of the Year by AP.

LaFleur spent the 2014 season coaching quarterbacks at the University of Notre Dame, where he helped QB Everett Golson throw for 3,445 yards and 29 TDs, both good for No. 3 in single-season school annals. Golson completed a school-record 25 consecutive passes in a game vs. Syracuse, eclipsing the previous mark of 14 straight held by three different quarterbacks.

From 2010-13, LaFleur served as quarterbacks coach for Washington. In 2012, he tutored rookie Robert Griffin III, who became the first QB in team history to win AP Offensive Rookie of the Year and the first Washington rookie QB to be selected to the Pro Bowl. Washington finished 10-6 on the season, taking home its first NFC East crown in 13 years. Griffin completed 258 of 393 passes (65.6 percent) for 3,200 yards and 20 TDs with just five INTs, and set NFL rookie records for passer rating (102.4), interception percentage (1.27) and rushing yards by a QB (815). Washington ranked No. 4 in the league in 2012 in scoring (27.3 ppg), the second-best average in team history (27.7 in 1999), and led the NFL with a franchise-low 14 giveaways on the season.

In 2011, veteran QB Rex Grossman started 13 games and posted career highs for completions (265) and passing yards per game (242.4) under LaFleur's direction. In his first season in Washington, LaFleur helped the team finish No. 8 in the league in passing offense (244.6 ypg), the team's best average since 1999 (245.4 ypg). Veteran QB Donovan McNabb started 13 contests in 2010 and ranked No. 8 in the league with an average of 259.8 passing yards per game.

LaFleur's first NFL coaching experience came with Houston as an offensive assistant in 2008-09, where he was part of a staff that helped the Texans rank in the top five in the league in total offense and passing offense in both of those seasons. In 2009, LaFleur assisted offensive coordinator/quarterbacks coach Kyle Shanahan with the QBs as the Texans ranked No. 4 in the league in total offense (383.1 ypg), highlighted by a passing game that ranked No. 1 in the NFL (franchise-record average of 290.9 ypg) as QB Matt Schaub led the league and set single-season team records for passing yards (4,770) and completions (396). In 2008, LaFleur assisted wide receivers coach Larry Kirksey as Houston ranked No. 3 in the league in total offense (382.1 ypg) and No. 4 in passing offense (266.7 ypg), with WR Andre Johnson leading the NFL in receptions (team-record 115) and receiving yards (1,575).

In 2007, LaFleur served as the offensive coordinator at Ashland (Ohio) University, where he helped the Eagles score a then-school-record 440 points and average 528.2 yards of offense per game on the way to an NCAA Division II postseason appearance, the team's first since 1997.

LaFleur began his coaching career as an offensive assistant at Saginaw Valley State in 2003 before working as a graduate assistant at Central Michigan in 2004-05. He also coached quarterbacks and wide receivers at Northern Michigan in 2006.

Born Nov. 3, 1979, in Mount Pleasant, Mich., LaFleur played quarterback at Saginaw Valley State (2000-02), where he guided the Cardinals to three straight NCAA Division II playoff appearances and earned second-team All-Great Lakes Intercollegiate Athletic Conference honors in all three seasons. He ranks No. 3 in school history in passing yards (7,699), completions (560) and passing TDs (67). LaFleur began his college career as a wide receiver at Western Michigan (1998-99) before transferring to SVSU.

Following his college career, LaFleur played in the National Indoor Football League for the Omaha Beef in 2003 and the Billings Outlaws in 2004.

LaFleur's younger brother, Mike, is currently the offensive coordinator for the Los Angeles Rams. Their father, Dennis, was a starting linebacker on Central Michigan's 1974 national championship team and went on to be a defensive assistant coach for the Chippewas for 22 seasons (1976-97). Following his time at CMU, Dennis also served as the head coach for four seasons and as an assistant coach for 13 seasons at Mount Pleasant (Mich.) High School.

LaFleur and his wife, BreAnne, reside in De Pere with their two sons, Luke and Ty.



# RICH BISACCIA

ASSISTANT HEAD COACH/SPECIAL TEAMS COORDINATOR

22nd NFL Season > Second Packers Season

adding the title of assistant head coach this season.

Named special teams coordinator on Feb. 8, 2022, by Head Coach Matt LaFleur, Bisaccia (bis-SOTCH-ee-uh) was promoted to assistant head coach/special teams coordinator on March 10, 2023. He came to Green Bay after spending the previous four seasons with the Oakland/Las Vegas Raiders, serving as the team's assistant head coach/special teams coordinator and then taking over as interim head coach for the final 12 regular-season games in 2021. Bisaccia has 40 years of coaching experience, including 21 seasons in the NFL as a special teams coordinator with the Packers (2022), Raiders (2018-21), Dallas Cowboys (2013-17), San Diego Chargers (2011-12) and Tampa Bay Buccaneers (2002-10). This is the 12th season that he has held the title of associate head coach or assistant head coach in the NFL. Bisaccia has led his units to top-10 finishes in Rick Gosselin's special teams rankings eight times during his career (No. 7 in 2002 and 2007, No. 9 in 2008, No. 2 in 2009, No. 6 in 2012, No. 4 in 2013 and 2015, No. 5 in 2017).

In Bisaccia's first season with the Packers in 2022, he helped guide CB Keisean Nixon to first-team All-Pro honors from *The Associated Press* as Nixon became the first kick returner in franchise history to earn a spot on the team since the position was added in 1976. Nixon ranked No. 2 in the NFL with an average of 28.8 yards per kickoff return, the top single-season mark in team annals among players with 30-plus returns. He posted a league-best 1,009 yards on kickoff returns, just the third player in franchise history to lead the NFL in the category (Al Carmichael in 1956 and 1957, Dave Hampton in 1971). Nixon led the NFL in kickoff returns of 50-plus yards (five) and 30-plus yards (11), the most by a Packer in both categories dating back to 2000. Green Bay ranked No. 4 in the league in average starting field position after kickoffs (26.6), the top mark posted by the Packers since 2010 (27.4). Also under Bisaccia's direction, veteran K Mason Crosby connected on 25 of 29 field goals (86.2 pct.), including a 96.0 percentage (24 of 25) on kicks from inside 50 yards that ranked No. 5 in the NFL (min. 10 att.). The Packers finished the season ranked No. 22 in Gosselin's special teams rankings, a 10-spot improvement from their No. 32 ranking in 2021.

After being named interim head coach by Las Vegas on Oct. 11, 2021, Bisaccia guided the team to a 7-5 finish as the Raiders posted a 10-7 mark and made their first postseason appearance since 2016. Las Vegas ended the regular season with four straight wins, including a 35-32 overtime victory in Week 18 vs. the Los Angeles Chargers to secure a playoff berth. Bisaccia received votes for both the NFL Coach of the Year and the NFL Assistant Coach of the Year in 2021 from AP.

P AJ Cole led the league with an average of 50.0 yards per punt in 2021 and ranked No. 5 in the league with a net average of 42.5 yards, earning first-team AP All-Pro recognition and his first Pro Bowl selection. K Daniel Carlson set a single-season franchise record with 150 points (tied for No. 1 in the NFL), including a team-record 40 field goals, tied for the second most in a season in NFL history. Carlson earned second-team AP All-Pro honors and was named the AFC Special Teams Player of the Week in Weeks 2, 12, 17 and 18, the first NFL kicker to earn the honor four times in a season.

Under Bisaccia's direction in 2020, Carlson set a single-season team record for FG percentage by posting a 94.3 mark (33 of 35) on his way to scoring 144 points, tied for No. 1 in the NFL on the season. WR Hunter Renfrow ranked No. 2 in the league

## AT A GLANCE ...



- Joined the Packers on Feb. 8, 2022, as special teams coordinator. Was promoted to assistant head coach/special teams coordinator on March 10, 2023.
- Has 21 years of experience in the NFL as a special teams coordinator with the Packers (2022), Oakland/Las Vegas Raiders (2018-21), Dallas Cowboys (2013-17), San Diego Chargers (2011-12) and Tampa Bay Buccaneers (2002-10).
- Has guided his units to top-10 finishes in Rick Gosselin's special teams rankings eight times (No. 7 in 2002 and 2007, No. 9 in 2008, No. 2 in 2009, No. 6 in 2012, No. 4 in 2013 and 2015, No. 5 in 2017).
- In his first season with the Packers in 2022, helped guide CB Keisean Nixon to first-team All-Pro honors from *The Associated Press* as Nixon became the first kick returner in franchise history to earn a spot on the team since the position was added in 1976.
- Served as the Raiders' interim head coach for the final 12 regular-season games in 2021, leading the team to a 7-5 finish as the Raiders earned their first postseason berth since 2016.
- Following the 2021 season, received votes for both the NFL Coach of the Year and the NFL Assistant Coach of the Year from AP.
- Tutored P AJ Cole, who earned first-team AP All-Pro recognition in 2021 after leading the league in punting average (50.0), and K Daniel Carlson, who set a single-season franchise record with 150 points (tied for No. 1 in the NFL) in 2021, including a team-record 40 field goals, on his way to earning second-team AP All-Pro honors.
- During his nine seasons with the Buccaneers (2002-10), directed his units to top-10 rankings over that span in kickoff return average (No. 4, 23.0), opponent kickoff return average (No. 6, 21.0), fewest kickoff/punt returns surrendered for TDs (t-No. 4, five), punts placed inside the 20 (No. 7, 229) and opponent field goals blocked (t-No. 1, 12).
- Prior to joining the Buccaneers, spent 19 seasons (1983-2001) coaching at the collegiate level, including three seasons at Mississippi (1999-2001), five seasons at Clemson (1994-98) and six seasons at South Carolina (1988-93).

## COACHING BACKGROUND

Years	College/Pro Team	Position Coached
1983	Wayne State	Defensive Backs/Special Teams
1984-87	Wayne State	Quarterbacks/Wide Receivers
1988	South Carolina	Graduate Assistant - TEs/WRs
1989-90	South Carolina	Volunteer Assistant - DEs/Special Teams
1991	South Carolina	Volunteer Assistant - TEs/Special Teams
1992-93	South Carolina	RBs/Special Teams Coordinator
1994-98	Clemson	RBs/Special Teams Coordinator/ Recruiting Coordinator
1999	Mississippi	Running Backs/Special Teams Coordinator
2000-01	Mississippi	Assistant Head Coach/ Special Teams Coordinator/RBs
2002-07	Tampa Bay Buccaneers	Special Teams Coordinator
2008	Tampa Bay Buccaneers	Associate Head Coach/ Special Teams and RBs
2009-10	Tampa Bay Buccaneers	Associate Head Coach/ Special Teams Coordinator
2011	San Diego Chargers	Special Teams Coordinator
2012	San Diego Chargers	Assistant Head Coach/ Special Teams Coordinator
2013-14	Dallas Cowboys	Special Teams Coordinator
2015-17	Dallas Cowboys	Assistant Head Coach/ Special Teams Coordinator
2018-19	Oakland Raiders	Assistant Head Coach/ Special Teams Coordinator
2020-21	Las Vegas Raiders	Assistant Head Coach/ Special Teams Coordinator
2021	Las Vegas Raiders	Interim Head Coach
2022	Green Bay Packers	Special Teams Coordinator
2023	Green Bay Packers	Assistant Head Coach/ Special Teams Coordinator

with an average of 11.5 yards per punt return, while DE Maxx Crosby earned AFC Special Teams Player of the Week honors in the season finale when he blocked two field goals to preserve the win. Crosby's two blocked kicks were tied for the most in a single game by an NFL player since at least 2000 as he joined DT Richard Seymour (2011) as the only Raiders since 2000 to block two kicks in a game.

Bisaccia tutored Cole in 2019 as he set team rookie records for punting average (46.0), net punting average (39.4) and punts inside the 20 (33, No. 5 in the NFL). The Raiders were No. 8 in the NFL in opponent kickoff return average (20.9) after ranking No. 22 in the league in the category in 2018. In Bisaccia's first year with the club in 2018, WR Dwayne Harris ranked No. 2 in the league with a 14.1-yard average on punt returns, highlighted by a franchise-record 99-yard TD return vs. Denver in Week 16.

In Bisaccia's five seasons with the Cowboys (2013-17), he guided a unit that ranked No. 5 in the NFL over that span in kickoff return average (24.2), highlighted by a No. 3 ranking in 2017 (24.8 avg.) and a No. 4 ranking in 2013 (25.5 avg.) after ranking No. 29 in the league in the category in 2012. Bisaccia's unit pinned opponents inside the 20-yard line a league-high 34 times in 2017, the second most in a season in team history, and the Cowboys also led the league in yards allowed on punt returns with just 75, the third fewest in team history.

In 2015, K Dan Bailey tied for the league lead in FG percentage (30 of 32, 93.8 percent) on his way to earning his first career Pro Bowl selection, and in 2014, Bisaccia tutored Louis-Philippe Ladouceur as he became the first long snapper in team history to earn Pro Bowl recognition. In Bisaccia's first year with the Cowboys in 2013, Harris ranked No. 2 in the NFL with a 30.6-yard average on kickoff returns and No. 3 with a 12.8-yard average on punt returns, while Bailey connected on 28 of 30 field goals (93.3 pct.) and set a single-season franchise record for the most field goals of 50-plus yards with six.

Before joining the Cowboys, Bisaccia spent two seasons with the San Diego Chargers, serving as the special teams coordinator in 2011 before adding assistant head coach to his duties in 2012. He guided the team to a No. 10 ranking in net punting average (39.7) in '11 after the Chargers finished last in the league in 2010 (28.7 avg.). P Mike Scifres ranked No. 6 in the NFL in punting average (47.5) in 2011, while WR Richard Goodman ranked No. 4 in the league with an average of 27.5 yards per kickoff return, the No. 2 mark in team history. In 2012, Scifres set a single-season franchise record for punting average (48.3), checking in at No. 3 in the NFL in the category.

Bisaccia entered the NFL coaching ranks in 2002 as special teams coordinator for the Tampa Bay Buccaneers, where he would coach for nine seasons (2002-10). He served as the special teams coordinator from 2002-07 before adding the responsibility of assistant head coach and running backs coach in 2008. Bisaccia served as the associate head coach/special teams coordinator in 2009-10. During his nine seasons with the Buccaneers, he guided his units to top-10 rankings over that span in kickoff return average (No. 4, 23.0), opponent kickoff return average (No. 6, 21.0), fewest kickoff/punt returns surrendered for TDs (t-No. 4, five), punts placed inside the 20 (No. 7, 229) and opponent field goals blocked (t-No. 1, 12).

In 2009, the Buccaneers led the NFL in kickoff return average (26.3) and ranked No. 2 in opponent kickoff return average (19.1). Tampa Bay led the league with six blocked kicks on the season, the second-best single-season total in franchise history. The 2008 campaign was highlighted by rookie Clifton Smith, who became the first Buccaneer to be selected to the Pro Bowl as a kick returner and also earned second-team APAll-Pro honors after ranking in the top five in the NFL in both punt return average (No. 2, 14.1) and kickoff return average (27.6).

In 2006, Bisaccia helped the Buccaneers rank No. 1 in the NFL in opponent kickoff return average (18.4) and guided LS Dave Moore to his first career Pro Bowl selection. In 2005, Josh Bidwell became the first punter in team history to earn Pro Bowl honors and earned second-team All-Pro recognition after ranking No. 3 in the NFL in punting average (45.6).

In his first season with the Buccaneers in 2002, Bisaccia was part of a staff that guided the franchise to its first Super Bowl title. K Martin Gramatica was tied for the NFL lead with 32 FGs, connecting on 5 of 6 from 50-plus yards. Tampa Bay ranked No. 4 in the league in kickoff return average (24.1) and No. 6 in average opponent starting field position after kickoffs (26.7), highlighted by 18 drives started inside the 20 (tied for No. 2).

Prior to joining the Buccaneers, Bisaccia spent 19 seasons coaching at the collegiate level. From 1999-2001, he coached at Mississippi, serving as the running backs coach and special teams coordinator with assistant head coach duties for his final two seasons. He tutored RB Deuce McAllister, who earned All-Southeastern Conference honors in 1999 and 2000 before being selected in the first round of the 2001 NFL Draft by the New Orleans Saints. Bisaccia spent five seasons (1994-98) as the running backs coach, special teams coordinator and recruiting coordinator at Clemson. Under his guidance, the Tigers set a single-season school record with eight blocked kicks in 1997 and blocked 15 kicks from 1995-97, the most in school annals over a three-season span.

Prior to Clemson, Bisaccia spent six seasons (1988-93) at South Carolina, beginning as a graduate assistant for tight ends and wide receivers in 1988. He then served as a volunteer assistant for three seasons, first working with defensive ends and special teams (1989-90), followed by tight ends and special teams (1991). Bisaccia served as the running backs coach/special teams coordinator in 1992-93. He began his coaching career in 1983 at Wayne State in Nebraska, coaching defensive backs and special teams, and then tutored quarterbacks and wide receivers for the Wildcats from 1984-87.

Bisaccia was a four-year starter (1979-82) at defensive back for Yankton (S.D.) College, serving as a team captain in 1982 and twice earning All-South Dakota Intercollegiate Conference honors (1981-82). He signed as a free agent in 1983 with the Philadelphia Stars of the USFL.

Bisaccia was born June 3, 1960, in Yonkers, N.Y., and attended New Fairfield (Conn.) High School. He and his wife, Jeanne, have three daughters, Michele, Elizabeth and Maddie, a son, Richie, and five grandchildren, Joel, AnnaJean, Cash, Everett and Ace.

## PACKERS HAVE DEMONSTRABLE ECONOMIC IMPACT ON THE COMMUNITY

The Packers are the only franchise in professional sports to be owned and sustained by their fans; the steadfast, unwavering support of the community has been fundamental to the Packers' success over the last century. In the same vein, it's clear the Packers have a quantifiable and tangible economic impact on the Greater Green Bay community, from tourism and taxes to job creation and wage generation.

A 2009 economic impact study commissioned by the Green Bay/Brown County Professional Football Stadium District demonstrated the effects of the Packers on the local economy. The study found that the total economic impact of the Packers and the renovated Lambeau Field on the community was an estimated \$281.5 million in 2009, which included the Packers' 10 home preseason and regular-season games that year (\$12.3 million each of those weekends). The South End, which opened in 2013, included the addition of approximately 7,000 new seats and now generates a spending impact of approximately \$11 million each year. Including the expansion, today's estimated annual economic impact is in excess of \$300 million.

Additionally, the Tiletown development adjacent to Lambeau Field has helped generate further entertainment and tourism spending, as well as job creation, an economic impact that is expected to grow in future years as the development continues to expand.





# JOE BARRY

## DEFENSIVE COORDINATOR

22nd NFL Season > Third Packers Season

Entering his 22nd season coaching in the NFL, Joe Barry begins his third year with the Packers in 2023 as the team's defensive coordinator.

Named to his position on Feb. 8, 2021, by Head Coach Matt LaFleur, Barry came to Green Bay after spending the previous four seasons with the Los Angeles Rams (2017-20) as assistant head coach/linebackers. He spent two years (2007-08) with Detroit and two seasons with Washington (2015-16) as a defensive coordinator.

In his first two seasons (2021-22) with Green Bay, Barry has helped the Packers rank in the top 10 in the NFL in interceptions (t-No. 4, 35), takeaways (t-No. 6, 50), defensive penalties (No. 6, 62), passing defense (No. 7, 208.0 ypg) and opponent passer rating (No. 9, 87.6). Green Bay's 50 takeaways in 2021-22 were its most over a two-season span since 2011-12 (61).

In 2022, Barry guided Green Bay to a No. 6 league ranking in passing defense (197.0 ypg), the fewest allowed by the Packers since 2010 (194.2 ypg). Green Bay was tied for No. 4 in the league with 17 INTs, with 16 of them coming in Weeks 7-18, the most in the NFL over that span. The Packers gave up 28 points or less in 16 of 17 games, tied for the most in the league in '22.

In his first season with Green Bay, Barry helped the Packers rank in the top 10 in the league in total defense (No. 9, 328.2 ypg), passing defense (No. 10, 219.1 ypg), INTs (t-No. 6, 18) and takeaways (t-No. 8, 26) despite playing without a pair of 2020 second-team All-Pro selections for much of the season in LB Za'Darius Smith (one game played) and CB Jaire Alexander (four games played). The 328.2 yards allowed per game were the fewest by Green Bay since 2010 (309.1 ypg) and the 26 takeaways were the most recorded by the Packers since 2014 (27).

During his four seasons with the Rams, Barry was a part of a defensive staff that helped the team rank No. 2 in the NFL over that span in sacks (192), tied for No. 2 in takeaways (104) and INTs (63), No. 7 in overall defense (329.9 ypg) and No. 9 in scoring defense (21.5 ypg), one of only three teams in the league (New Orleans, Pittsburgh) to finish in the top 10 in all five categories. Barry's linebackers accounted for 91 sacks from 2017-20. No. 7 in the NFL over that span, as well as 12 INTs (tied for No. 6) and 26 forced fumbles (No. 7).

The 2020 season saw the Rams lead the league in both scoring defense (18.5 ypg) and overall defense (281.9 ypg), the first time in franchise history that the team led the NFL in both categories. Los Angeles also led the NFL in pass defense (190.7 ypg) for the first time in team annals and ranked No. 2 in the NFL with 53 sacks. Under Barry's tutelage, LB Leonard Floyd posted a career-high 10½ sacks in his first season with the Rams after recording 1½ sacks in his previous three seasons (2017-19) with Chicago. Floyd also ranked No. 2 on the team in both QB hits (career-high 19) and tackles for a loss (career-best 11).

Under Barry's guidance in 2019, LB Cory Littleton led the team and ranked No. 8 in the NFL with a career-high 134 tackles (78 solo) while also posting 3½ sacks, two forced fumbles, nine passes defended and two INTs. Littleton's 22 passes defended from 2018-19 led all NFL linebackers and was the best two-year total since Panthers LB Luke Kuechly registered 22 from 2014-15.

Barry helped Littleton to a career year in his first season as a starter in 2018 as he registered a team-high 125 tackles (career-high 90 solo), a career-best four sacks, a career-high three INTs and 13 passes defended, the most by an NFL linebacker in 2018 and the most by a Rams LB since Sportradar



### AT A GLANCE ...



- Joined the Packers on Feb. 8, 2021.
- Has six seasons of experience in the NFL as a defensive coordinator (Detroit, 2007-08; Washington, 2015-16; Green Bay, 2021-22) and 21 years of coaching experience in the league.
- In two seasons with Green Bay, has helped the Packers rank in the top 10 in the NFL over that span in interceptions (t-No. 4, 35), takeaways (t-No. 6, 50), defensive penalties (No. 6, 62) and passing defense (No. 7, 208.0 ypg).
- Has been a part of coaching staffs that have helped the team rank No. 1 in the league in overall defense three times during his career (2002 and 2005 with Tampa Bay, 2020 with the Los Angeles Rams).
- Spent four seasons (2017-20) with the Rams, where he was part of a staff that helped them lead the league in both scoring defense (18.5 ypg) and overall defense (281.9 ypg) in 2020, the first time in team history that the club led the NFL in both categories.
- During his two years with Washington (2015-16), helped the team rank No. 3 in the NFL in forced fumbles (39), tied for No. 10 in sacks (76) and tied for No. 11 in takeaways (48) over that span.
- As defensive coordinator in Detroit (2007-08), helped the Lions rank No. 1 in the league over that span in opponent fumbles recovered (34) and tied for No. 1 in forced fumbles (47).
- Coached linebackers for seven seasons (2001-06, 2009) with the Buccaneers, helping the defense to top-10 rankings in five consecutive seasons (2001-05), including No. 1 overall finishes in both 2002 and 2005.
- Tutored Hall of Fame LB Derrick Brooks during his time with the Buccaneers, helping him earn All-Pro honors from *The Associated Press* three times (2002, 2004-05) as well as the NFL's Defensive Player of the Year in 2002, the same season that Tampa Bay won its first Super Bowl title.

### COACHING BACKGROUND

Years	College/Pro Team	Position Coached
1995	Univ. of Southern California	Graduate Assistant/ Defensive Line
1996-98	Northern Arizona Univ.	Linebackers/Defensive Ends
1999	Univ. of Nevada-Las Vegas	Linebackers
2000	San Francisco 49ers	Defensive Quality Control
2001-06	Tampa Bay Buccaneers	Linebackers
2007-08	Detroit Lions	Defensive Coordinator
2009	Tampa Bay Buccaneers	Linebackers
2010-11	Univ. of Southern California	Linebackers
2012-14	San Diego Chargers	Linebackers
2015-16	Washington Redskins	Defensive Coordinator
2017-20	Los Angeles Rams	Assistant Head Coach/Linebackers
2021-23	Green Bay Packers	Defensive Coordinator

began tracking in 2000. In Barry's first season with the Rams in 2017, his linebackers helped the team to top-five rankings in both takeaways (28, No. 5) and sacks (48, No. 4), including five INTs from the linebackers (tied for No. 1 in the NFL). LBs Alec Ogletree (team-high 128) and Mark Barron (108) both registered 100-plus tackles, with Barron tying for the league lead among LBs with a career-high three INTs and Ogletree ranking tied for No. 2 among LBs with 10 passes defended.

From 2015-16, Barry served as the defensive coordinator for the Washington Redskins, where he helped the club rank No. 3 in the NFL over that span in forced fumbles (39), tied for No. 10 in sacks (76) and tied for No. 11 in takeaways (48). In 2016, Barry's defense was tied for No. 9 in the NFL with 38 sacks, with LB Ryan Kerrigan ranking No. 8 in the NFL with 11 sacks and LB Trent Murphy adding a career-high nine sacks, the first time since 2009 that Washington had two players register nine-plus sacks in the same season.

In Barry's first season with Washington, the team was tied for the league lead in both forced fumbles (22) and opponent fumble recoveries (15). Washington was tied for No. 8 in the NFL in 2015 with 27 takeaways, including 26 in the final 14 weeks of the season, tied for No. 3 in the league over that span. Barry's defense ranked No. 17 in scoring defense (23.7 ppg) after Washington was tied for No. 29 in the category in 2014 (27.4 ppg).

Before joining Washington in 2015, Barry spent the previous three seasons (2012-14) coaching linebackers for the San Diego Chargers, where he was a part of a staff that helped the team to No. 9 rankings in overall defense in both 2012 and 2014. In Barry's first season, the Chargers registered 38 sacks (tied for No. 11 in the NFL), 21 of which were tallied by the team's linebackers, including a team-best 9½ from Shaun Phillips. Demorrio Williams posted two INT returns for TDs in '14, the first San Diego LB to do so in a season since 1979.

Barry spent the 2010-11 seasons as linebackers coach at USC, his second stint coaching at his alma mater. He tutored LB Malcolm Smith in 2010, a seventh-round pick of Seattle in 2011 who would go on to be named MVP of Super Bowl XLVIII with the Seahawks. Barry came to USC after one season as linebackers coach with Tampa Bay in 2009, his second stint with the Buccaneers.

From 2007-08, Barry served as the defensive coordinator for the Detroit Lions, where he helped the team rank No. 1 in the league over that span in opponent fumbles recovered (34) and tied for No. 1 in forced fumbles (47). The Lions were tied for No. 3 in the NFL with 35 takeaways in 2007, the most posted by Detroit from 2001-22, and registered 37 sacks, tied for No. 9 in the league.

Barry came to Detroit after coaching the linebackers in Tampa Bay for six seasons (2001-06), a stretch that saw the Buccaneers lead the league in passing defense (177.2 ppg) and rank No. 2 in scoring defense (17.4 ppg), overall defense (285.7) and interceptions (123) over that span. He was part of a staff that helped Tampa Bay's defense to top-10 rankings in five consecutive seasons (2001-05), one of only two teams to do so over that span (Pittsburgh), including No. 1 overall finishes in both 2002 and 2005.

Barry tutored Hall of Fame LB Derrick Brooks, helping him earn first-team AP All-Pro honors three times (2002, 2004-05), Pro Bowl recognition in all six of those seasons and a spot on the NFL's All-Decade Team for the 2000s. Brooks was named the NFL's Defensive Player of the Year in 2002, the same season that Tampa Bay won its first Super Bowl title, and posted 170 tackles (117 solo) and a career-high five INTs. Brooks racked up 218 return yards on those INTs in '02, the most by a linebacker in a season in NFL history, and he became the only LB in league history to return three INTs for TDs in a season. LB Shelton Quarles also earned the lone Pro Bowl selection of his career under Barry's tutelage in 2002 after ranking No. 2 on the team with 159 tackles (84 solo) along with a career-high two INTs.

Barry's first NFL coaching position came in 2000 when he served as a defensive quality control coach for the San Francisco 49ers. He spent the previous five seasons in the collegiate coaching ranks, serving as the linebackers coach at UNLV (1999), the linebackers/defensive ends coach at Northern Arizona (1996-98) and as a graduate assistant/defensive line at USC in 1995.

Barry played linebacker at the University of Michigan from 1989-90 before transferring to USC and earning two letters for the Trojans in 1992-93. His father, Mike, coached 28 seasons at the collegiate level, two seasons in the USFL and three seasons with the Detroit Lions (2006-08). Barry's father-in-law, Rod Marinelli, retired in February 2022 after coaching 26 years in the NFL.

Barry was born July 5, 1970, in Murphysboro, Ill. He and his wife, Chris, have two daughters, Camryn and Lauren, and twin sons, Nick and Sam.

## EARNING THE HONOR

While the Packers achieved the ultimate team success on the field in 2010, winning the franchise's 13th world championship and fourth Super Bowl, there were also a number of individual accolades that accompanied the collective accomplishment.

When the initial voting for the Pro Bowl was released, five Green Bay players (T Chad Clifton, S Nick Collins, WR Greg Jennings, LB Clay Matthews and CB Charles Woodson) were named to the NFC's all-star team. Following the addition of three alternates (WR Donald Driver, LB A.J. Hawk and CB Tramon Williams), the Packers' list grew to eight players. The eight selections were tied for the third most in team history and were the largest representation the organization had on the Pro Bowl roster since it sent nine in 1967.

Fortunately, though, none of the Packers' selections ever appeared in the game (played Jan. 30, 2011), as they were preoccupied with preparations for the upcoming Super Bowl XLV on Feb. 6.

A look at the most-represented Packers teams in terms of Pro Bowl selections since the game's inception following the 1938 season. The Packers played as a team in the 1939 game and therefore that year isn't included.

Number of players selected	Season	Players
9	1962	LB B. Forester, T F. Gregg, G J. Kramer, TE R. Kramer, RB T. Moore, C J. Ringo, QB B. Starr, FB J. Taylor, S W. Wood
9	1967	CB H. Adderley, K D. Chandler, DE W. Davis, WR B. Dowler, T F. Gregg, DB B. Jeter, G J. Kramer, LB D. Robinson, S W. Wood
8	1960	LB D. Currie, LB B. Forester, T F. Gregg, RB P. Hornung, DT H. Jordan, C J. Ringo, QB B. Starr, FB J. Taylor
8	1961	LB B. Forester, T F. Gregg, DT H. Jordan, E Max McGee, C J. Ringo, QB B. Starr, FB J. Taylor, DE J. Whittenton
8	1963	CB H. Adderley, DE W. Davis, T F. Gregg, DT H. Jordan, G J. Kramer, C J. Ringo, FB J. Taylor, DB J. Whittenton
8	1966	CB H. Adderley, DE W. Davis, T F. Gregg, DT H. Jordan, LB D. Robinson, T B. Skoronski, QB B. Starr, S W. Wood
8	2010	T C. Clifton, S N. Collins, WR D. Driver, LB A. Hawk, WR G. Jennings, LB C. Matthews, CB T. Williams, CB C. Woodson

**CHRIS GIZZI****STRENGTH & CONDITIONING COORDINATOR****10th Season as NFL Coach > 10th Packers Season**

Chris Gizzi enters his 10th season on Green Bay's coaching staff in 2023 and his fifth as strength and conditioning coordinator, having been promoted to the position on Feb. 18, 2019, by Head Coach Matt LaFleur.

Originally hired by the Packers on Feb. 7, 2014, Gizzi spent five seasons with the organization (2014-18) as a strength and conditioning assistant. Prior to coming to Green Bay, he spent the 2013 season as an assistant football strength and conditioning coach for the University of North Carolina. Before joining the Tar Heels at the start of the college football season, Gizzi served as a strength and conditioning intern with the Packers during the 2013 offseason and training camp. His first coaching experience came in 1998 when he served as a graduate assistant defensive coach at the Air Force Academy. He also served as a defensive quality control coach at Air Force in 1999.

Green Bay had 26 players play in all 17 games in 2022, tied for No. 3 in the NFL behind only Jacksonville (30) and Philadelphia (27). In his first season as strength and conditioning coordinator, the Packers had 28 players appear in all 16 regular-season games, the most in the NFL in 2019. For Green Bay, it tied the top mark posted by the team from 2000-19, matching the number of players to play in all 16 games in 2000 and 2014.

As a player, Gizzi entered the NFL as an undrafted free agent with the Denver Broncos in 1998. A 1997 graduate of the Air Force Academy, the linebacker participated in the Broncos' offseason program in '98 and '99, but spent both seasons on the reserve/military list while honoring his commitment to the United States military.

Upon completing his military duty in 2000, Gizzi returned to the Broncos and played in all four preseason contests before he was released by the team in the final roster reduction. Gizzi was acquired by the Packers off waivers on the eve of the 2000 regular season and spent time on both the 53-man roster and the practice squad during his first season with the club. The first-year linebacker played in 11 games and ranked No. 5 on the club with eight special teams tackles.

Gizzi returned to the Packers in 2001 and appeared in 12 games, making the first and only start of his career in Week 3 at Carolina. He tallied four tackles (three solo) in the 28-7 win over the Panthers and finished the season with nine tackles (six solo) before he was placed on injured reserve in Week 15.

A two-year starter and three-time letterwinner (1994, 1996-97) at Air Force, Gizzi played in 38 games for the Falcons, finishing his career with 342 tackles (155 solo), 36 tackles for a loss and 10 sacks. The standout defender earned back-to-back Western Athletic Conference Defensive Player of the Year awards in 1996-97, becoming only the second player in the Academy's

**AT A GLANCE ...**

- Was promoted to strength and conditioning coordinator on Feb. 18, 2019.
- Joined the Packers on Feb. 7, 2014, as a strength and conditioning assistant and served in that position for five seasons (2014-18). Also worked as a strength and conditioning intern with the team during the 2013 offseason and training camp.
- Spent the 2013 season as an assistant football strength and conditioning coach for the University of North Carolina.
- Appeared in 23 games for the Packers as a linebacker in 2000-01, ranking No. 5 on the team with eight tackles on special teams in 2000.
- Joined the NFL as an undrafted free agent with the Denver Broncos in 1998. Participated in the Broncos' offseason program in '98 and '99, but spent both seasons on the reserve/military list while honoring his commitment to the United States military.
- Earned back-to-back Western Athletic Conference Defensive Player of the Year awards in 1996-97 at Air Force, becoming only the second player in the Academy's history to do so, and led the WAC with 179 tackles as a senior. Was inducted into the Air Force Athletics Hall of Fame in May 2019.

**COACHING BACKGROUND**

Years	College/Pro Team	Position Coached
1998	Air Force Academy.....	Graduate Assistant
1999	Air Force Academy.....	Defensive Quality Control
2013	Univ. of North Carolina.....	Assistant Strength and Conditioning
2014-18	Green Bay Packers .....	Strength and Conditioning Assistant
2019-23	Green Bay Packers .....	Strength and Conditioning Coordinator

history to do so. He led the WAC with 179 tackles as a senior, the third most in a season in school history. In May 2019, Gizzi was inducted into the Air Force Athletics Hall of Fame.

The 48-year-old Gizzi holds a B.S. in psychology from Air Force, an M.S. in human performance and injury prevention from California University (Pa.) and a doctorate from A.T. Still University. Gizzi is also certified as a sports performance coach by USA Weightlifting, a certified strength and conditioning specialist by the National Strength and Conditioning Association and a performance-enhancement and corrective-exercise specialist by the National Academy of Sports Medicine.

Gizzi was born March 8, 1975, in Cleveland, Ohio, and currently resides in Green Bay. He and his wife, Jennifer, have two daughters, Alice, 12, and Abigail, 8, and two sons, A.J., 10, and Atticus, 6.

**TITLETOWN: GREEN BAY, WIS.**

On Dec. 6, 1961, three days after the Packers clinched the Western Conference title and were assured of playing host to the NFL Championship Game in Green Bay for the first time, civic leaders adopted the nickname "Titletown, U.S.A."

Some 110 men and women from all walks of civic and business life in Green Bay agreed to the idea – the brainchild of Jack Yuenger, the *Green Bay Press-Gazette's* advertising manager at the time – during a breakfast at the old downtown Beaumont Hotel. Festivities were to start following the Packers' final regular-season game in Los Angeles on Dec. 17.

The group made plans to hang Titletown banners and signs in the downtown area; held a number of events, including a Christmas party for the Packers on Dec. 23 at the Brown County Veterans Memorial Arena; and wrote a song, "Titletown, U.S.A.," to the tune of "Mr. Touchdown."

The community enthusiastically greeted the idea to the point where it still uses the nickname, and the Packers did their part on Dec. 31 by beating the Giants, 37-0, in the first postseason game ever played at what is now Lambeau Field.





# ADAM STENAVICH

## OFFENSIVE COORDINATOR

Seventh Season as NFL Coach > Fifth Packers Season



being promoted on Jan. 31, 2022.

Stenavich (STEN-uh-vitch) originally joined the team as offensive line coach on Jan. 24, 2019, and then was promoted to offensive line/run game coordinator by Head Coach Matt LaFleur on March 1, 2021. Stenavich came to Green Bay after spending two seasons as the assistant offensive line coach for the San Francisco 49ers (2017-2018). Prior to that, he spent six years in the college ranks, including stints as the offensive line coach at San Jose State (2015-16) and Northern Arizona (2014).

Since joining Green Bay's staff in 2019, Stenavich has helped the Packers rank No. 1 in the NFL over that span in giveaways (59), No. 2 in time of possession (32:00), tied for No. 3 in sacks allowed (122), and No. 7 in scoring (25.8 ppg). In his first season as offensive coordinator in 2022, he helped guide the Packers to a No. 7 ranking in the NFL in sacks allowed (32), including just 17 in Weeks 7-18, which was tied for the third fewest in the league over that span. Green Bay ranked No. 5 in the NFL in time of possession (31:23), its fourth straight season finishing in the top five in the category. RB Aaron Jones led the team with a career-high 1,121 rushing yards in 2022 and ranked No. 2 in the league among RBs with an average of 5.26 yards per carry.

Despite being without five-time All-Pro T David Bakhtiari (knee) for all but one game in 2021, Stenavich's line helped Green Bay rank in the top 10 in the league in passing offense (No. 8, 253.8 ppg), total offense (No. 10, 365.6 ppg), scoring (No. 10, 26.5 ppg), giveaways (t-No. 1, 13) and time of possession (No. 1, 32:43). The Packers allowed one or fewer sacks in seven games on the season, tied for No. 8 in the NFL, despite using seven different starting combinations on the line due to injuries. The line protected QB Aaron Rodgers as he threw 38 TD passes with just four INTs for a league-leading 111.9 passer rating on his way to being named the NFL's Most Valuable Player by *The Associated Press* for the second straight season.

In 2020, Stenavich coached a line that helped the Packers rank No. 1 in the NFL in scoring (31.9 ppg), giveaways (team-record 11) and time of possession (32:29), tied for No. 2 in sacks allowed (21), No. 5 in total offense (389.0 ppg) and No. 3 in yards per play (6.29). Green Bay allowed one sack/zero sacks in a league-high 13 games in 2020, tied for the most in a season in team history (2004), as Rodgers threw a franchise-record 48 TD passes and just five INTs for a 121.5 passer rating. The line helped pave the way for Jones to set a single-season franchise mark for yards per carry (league-best 5.49) among players with 200-plus attempts, surpassing FB Jim Taylor's mark of 5.42 yards per carry in 1962. Bakhtiari and C Corey Linsley both earned first-team All-Pro honors, while Bakhtiari and G/T Elgton Jenkins were both named to the Pro Bowl roster. Bakhtiari received All-Pro recognition for the fifth consecutive season, while his Pro Bowl selection marked the third of his career. Jenkins became just the third Packers offensive lineman (Charley Brock, 1940; Deral Teteak, 1952) to make the Pro Bowl within his first two seasons.

In 2019, Stenavich helped guide Bakhtiari to second-team AP All-Pro honors and his second Pro Bowl selection (first as an original selection). Stenavich's line helped the offense to a No. 2 ranking in the league in giveaways with 13 and a league-best nine zero-giveaway games. The line blocked for Jones, who led the team with 1,084 yards rushing on 236 carries (4.6 avg.), the first 1,000-yard rusher for the Packers since Eddie Lacy in 2014. Jones had a career-best 16 rushing TDs, which was tied for the most in the NFL in 2019 and was the second most

### AT A GLANCE ...



- Promoted to offensive coordinator on Jan. 31, 2022. Originally joined the Packers on Jan. 24, 2019, as offensive line coach and was promoted to offensive line/run game coordinator on March 1, 2021.
- Since joining Green Bay's staff in 2019, has helped the Packers rank No. 1 in the NFL over that span in giveaways (59), No. 2 in time of possession (32:00), tied for No. 3 in sacks allowed (122) and No. 7 in scoring (25.8 ppg).
- Despite being without five-time All-Pro T David Bakhtiari (knee) for all but one game in 2021, tutored a line that helped Green Bay rank in the top 10 in the league in passing offense (No. 8, 253.8 ppg), total offense (No. 10, 365.6 ppg), scoring (No. 10, 26.5 ppg), giveaways (t-No. 1, 13) and time of possession (No. 1, 32:43).
- In 2020, coached a line that helped the offense rank No. 1 in the league in scoring (31.8 ppg), giveaways (team-record 11) and time of possession (32:29), tied for No. 2 in sacks allowed (21) and No. 3 in yards per play (6.29).
- Helped Bakhtiari and C Corey Linsley earn first-team All-Pro honors from *The Associated Press* in 2020, while Bakhtiari and G/T Elgton Jenkins were selected to the Pro Bowl that season.
- Spent two seasons (2017-18) as the assistant offensive line coach for the San Francisco 49ers, helping coach a line that cleared the way for second-year RB Matt Breida to average 5.32 yards per carry in 2018 (No. 4 in the NFL), good for No. 3 in team single-season history (min. 150 att.).
- A Marshfield, Wis., native, he went on to become a two-time All-Big Ten first-team selection for Michigan at left tackle (2004-05).
- Was on Green Bay's practice squad for the final six weeks of the 2006 season and was with the Packers during 2007 training camp. Also spent time on the practice squad of the Houston Texans in 2008-09.

### COACHING BACKGROUND

Years	College/Pro Team	Position Coached
2011	Univ. of Michigan	Strength and Conditioning Intern
2012-13	Univ. of Michigan	Graduate Assistant
2014	Northern Arizona Univ.	Offensive Line
2015-16	San Jose State Univ.	Offensive Line
2017-18	San Francisco 49ers	Assistant Offensive Line
2019-20	Green Bay Packers	Offensive Line
2021	Green Bay Packers	Offensive Line/ Run Game Coordinator
2022-23	Green Bay Packers	Offensive Coordinator

in team history behind only Taylor (19 in 1962). Stenavich also tutored Jenkins, who became only the second Packers guard to be selected to the PFWA All-Rookie team since 1974 (Daryn Colledge, 2006).

In 2018, Stenavich helped coach a San Francisco offensive line that cleared the way for second-year RB Matt Breida to rush for 814 yards and three TDs on 153 carries, an average of 5.32 yards per carry that ranked No. 4 in the NFL. His rushing average was good for No. 3 in franchise history among players with 150-plus attempts in a season, trailing only FB Joe Perry (6.06 in 1954) and RB Frank Gore (5.43 in 2006). As a team, the 49ers posted 60 runs of 10-plus yards on the season, good for No. 8 in the league.

San Francisco's line also provided time for its quarterbacks to throw for 4,247 yards in 2018, the most by the club since 2000 (4,400 yards). Combined with San Francisco's 4,235 passing yards in 2017, it marked the first time that the 49ers registered back-to-back 4,200-yard passing seasons since 1993-95. The line helped protect QB Nick Mullens in '18, who threw for 2,277 yards in his first eight career games (Weeks 9-10, 12-17), the

fourth most in the league by a quarterback since the 1970 AFL-NFL merger. Despite losing starting QB Jimmy Garoppolo to a season-ending knee injury in Week 3, the 49ers would go on to rank No. 13 in the league in rushing offense and No. 15 in passing offense, one of only eight NFL teams to finish in the top half of the league in both categories in 2018.

In his first season on San Francisco's staff in 2017, Stenavich helped tutor a line that contributed to the 49ers averaging 349.2 yards per game, good for No. 12 in the NFL, including an average of 245.3 passing yards per game (No. 9 in the league). San Francisco racked up 3,925 net passing yards, the most by the team since 2000 (4,239). The 49ers came on strong in the second half of the season, ranking No. 2 in the league with an average of 400.3 total yards per game in Weeks 10-17 as the club won six of its final seven games.

Stenavich helped coach T Joe Staley, who earned Pro Bowl recognition in 2017. Staley and the line cleared the way for the offense to register runs of 10-plus yards on 13.0 percent of its carries in '17, which ranked No. 5 in the league. RB Carlos Hyde led the team with 938 yards and eight TDs on 240 attempts (3.9 avg.), with Bredia adding 465 yards and two TDs on 105 carries (4.4 avg.).

Prior to joining the 49ers, Stenavich spent two seasons (2015-16) coaching the offensive line at San Jose State. In 2015, his line helped clear the way for the offense to rush for 2,378 yards and 24 TDs with 2,882 passing yards and 21 TDs to become just the second team in school history to register 2,000-plus rushing yards/20-plus rushing TDs and 2,000-plus passing yards/20-plus passing TDs in a season (1976). T Wes Schweitzer earned second-team All-Mountain West Conference honors and was selected by the Atlanta Falcons in the sixth round (No. 195 overall) of the 2016 NFL Draft. Another one of Stenavich's linemen, T Nate Velichko, earned honorable mention All-Mountain West recognition in '15 after spending the previous season at right guard.

Stenavich joined San Jose State after spending the 2014 season as the offensive line coach at Northern Arizona. His line

helped the Lumberjacks rank No. 16 in the Football Championship Subdivision (FCS) in passing offense (272.5 ypg) and No. 34 in total offense (419.5 ypg). NAU's line cleared the way for three different backs to register 100-yard rushing games on the season, with a pair of linemen earning All-Big Sky Conference honors (T Joe Gurski, second team; G Eric Rodriguez, third team).

Stenavich began his coaching career in 2011 at his alma mater, the University of Michigan, as a strength and conditioning intern. He then served as an offensive graduate assistant for the Wolverines for two seasons (2012-13). A left tackle at Michigan (2002-05), Stenavich earned first-team All-Big Ten honors in both of his final two seasons, also taking home the Hugh R. Rader Jr. Award as Michigan's top offensive lineman as a senior in 2005.

Following his collegiate career, Stenavich signed with the Carolina Panthers as an undrafted free agent in May 2006, but was released by the team in the final roster reduction. He was signed to Green Bay's practice squad in November 2006 and spent the final six weeks of the season with the Packers. In the spring of 2007, he was allocated to the Amsterdam Admirals of NFL Europa by the Packers and went to training camp with Green Bay that season. Stenavich was with the Dallas Cowboys in training camp in 2008 and then was on the Houston Texans' practice squad in 2008-09.

Born March 11, 1983, in Marshfield, Wis., Stenavich earned first-team all-state honors as a senior at Marshfield High School. He and his wife, Katie, have two daughters, Hadley and Maggie, and two sons, Tim and Joseph.

### ALL-TIME SACKS – PACKERS (1982-2022)

Matthews, C. .... 83.5	Thierry, J. .... 10.0	Harris, A. .... 4.0	Kuberski, B. .... 2.0	King, K. .... 1.0
Gbaja-Biamila, K. .... 74.5	Wayne, N. .... 10.0	Hyde, M. .... 4.0	Lattimore, J. .... 2.0	Lee, J. .... 1.0
White, R. .... 68.5	Bishop, D. .... 9.0	Merrill, C. .... 4.0	Lewis, C. .... 2.0	Marshall, T. .... 1.0
Harris, T. .... 55.0	Jones, D. .... 9.0	Moses, D. .... 4.0	McBride, T. .... 2.0	Martin, K. .... 1.0
Kampman, A. .... 54.0	Walden, E. .... 9.0	Bowens, D. .... 3.5	Nelson, B. .... 2.0	McKenzie, M. .... 1.0
Johnson, E. .... 41.5	Lyon, B. .... 8.0	Cole, C. .... 3.5	Prather, G. .... 2.0	Mercilus, W. .... 1.0
Bennett, T. .... 36.0	Martin, C. .... 8.0	Gilbert, R. .... 3.5	Smith, D.J. .... 2.0	Mitchell, R. .... 1.0
Smith, P. .... 33.5	Burnett, M. .... 7.5	Guion, L. .... 3.5	Waddy, J. .... 2.0	Morris, J. .... 1.0
Paup, B. .... 32.5	Harris, B. .... 7.5	Holland, J. .... 3.5	Adams, M. .... 1.5	Morrison, A. .... 1.0
Holliday, V. .... 32.0	Jurkovic, J. .... 7.5	Johnson, C. .... 3.5	Alexander, J. .... 1.5	Mulumba, A. .... 1.0
Perry, N. .... 32.0	Koonce, G. .... 7.5	Pickett, R. .... 3.5	Brooks, A. .... 1.5	Neill, B. .... 1.0
Daniels, M. .... 29.0	Simmons, W. .... 7.5	Roman, M. .... 3.5	Bush, J. .... 1.5	Palmer, N. .... 1.0
Jenkins, C. .... 29.0	Brown, G. .... 7.0	Wilson, C. .... 3.5	Davey, D. .... 1.5	Pennel, M. .... 1.0
Clark, K. .... 26.5	Diggs, N. .... 7.0	Barnes, K. .... 3.0	Garvin, J. .... 1.5	Rollins, Q. .... 1.0
Dotson, S. .... 26.0	Jones, T. .... 7.0	Carroll, A. .... 3.0	Holland, D. .... 1.5	Ryan, J. .... 1.0
Smith, Z. .... 26.0	Scott, R. .... 7.0	Enagbare, K. .... 3.0	Jue, B. .... 1.5	Savage, D. .... 1.0
Brown, R. .... 25.5	Winter, B. .... 7.0	Greenwood, D. .... 3.0	Lancaster, T. .... 1.5	Scott, V. .... 1.0
Peppers, J. .... 25.0	Keke, K. .... 6.5	House, D. .... 3.0	Lenon, P. .... 1.5	Shields, S. .... 1.0
Jones, S. .... 24.5	Booker, V. .... 6.5	Humphrey, D. .... 3.0	Leopold, B. .... 1.5	Slaton, T. .... 1.0
Gary, R. .... 22.5	Evans, D. .... 6.0	Jolly, J. .... 3.0	Navies, H. .... 1.5	So'oto, V. .... 1.0
Butler, L. .... 20.5	Sharper, D. .... 6.0	Jones, J. .... 3.0	Nickerson, H. .... 1.5	Stills, K. .... 1.0
Anderson, J. .... 19.5	Williams, B. .... 6.0	Joyner, S. .... 3.0	Prior, M. .... 1.5	Terrell, P. .... 1.0
Douglass, M. .... 19.0	Archambeau, L. .... 5.5	LaBounty, M. .... 3.0	Smith, J. .... 1.5	Thomas, B. .... 1.0
Hawk, A. .... 19.0	Briggs, B. .... 5.5	Peterson, K. .... 3.0	Smith, L. .... 1.5	Turner, R. .... 1.0
Neal, M. .... 19.0	Clinton-Dix, H. .... 5.5	Reynolds, J. .... 3.0	Thomas, J. .... 1.5	Vinson, F. .... 1.0
Carreker, A. .... 18.5	Montgomery, M. .... 5.0	Boyarsky, J. .... 2.5	Walker, Q. .... 1.5	Warren, S. .... 1.0
McKenzie, K. .... 18.5	Popinga, B. .... 5.0	Greene, R. .... 2.5	Wyatt, D. .... 1.5	Watts, E. .... 1.0
Hunt, C. .... 17.0	Zombo, F. .... 5.0	Hollins, J. .... 2.5	Barrington, S. .... 1.0	Weddington, M. .... 1.0
Williams, C. .... 17.0	Cumby, G. .... 4.5	McMichael, S. .... 2.5	Brice, K. .... 1.0	Whitehead, J. .... 1.0
Fackrell, K. .... 16.5	Dent, B. .... 4.5	Nwokorie, C. .... 2.5	Browner, R. .... 1.0	Williams, Tyr. .... 1.0
Barnett, N. .... 15.5	Flanigan, J. .... 4.5	Reed, J. .... 2.5	Cade, M. .... 1.0	Wilson, E. .... 1.0
Lowry, D. .... 15.5	Jackson, G. .... 4.5	Robinson, E. .... 2.5	Collins, N. .... 1.0	Wingo, R. .... 1.0
Noble, B. .... 14.5	Stephen, S. .... 4.5	Truluck, R. .... 2.5	Douglas, R. .... 1.0	Burks, O. .... 0.5
Brock, M. .... 12.0	Tuolalo, E. .... 4.5	Worthy, J. .... 2.5	Galezi, T. .... 1.0	Caldwell, D. .... 0.5
Wilkins, G. .... 12.5	Williams, T. .... 4.5	Boyd, G. .... 2.0	Hall, M. .... 1.0	Clavette, S. .... 0.5
Woodson, C. .... 11.5	Wynn, J. .... 4.5	Campbell, D. .... 2.0	Harvey, M. .... 1.0	McGarrahan, S. .... 0.5
Murphy, M. .... 11.0	Amos, A. .... 4.0	Drost, J. .... 2.0	Hawthorne, M. .... 1.0	Spears, R. .... 0.5
Patterson, S. .... 11.0	Butler, M. .... 4.0	Edwards, A. .... 2.0	Holmes, J. .... 1.0	Sullivan, C. .... 0.5
Raji, B. .... 11.0	Chillar, B. .... 4.0	Hunter, J. .... 2.0	Jennings, M. .... 1.0	Williams, K. .... 0.5
Jones, B. .... 10.0	Elliot, J. .... 4.0	Johnson, J. .... 2.0	Johnson, K. .... 1.0	
Martinez, B. .... 10.0	Greene, T. .... 4.0	Kirksey, C. .... 2.0	Jordan, K. .... 1.0	



# JERRY MONTGOMERY

## DEFENSIVE LINE/RUNNING GAME COORDINATOR

Ninth NFL Season > Ninth Packers Season

Jerry Montgomery begins his ninth season with the Packers in 2023 and second as defensive line/running game coordinator after being promoted on March 17, 2022. Prior to his promotion, he spent four seasons (2018-21) as defensive line coach and three seasons (2015-17) as defensive front assistant for the Packers. Montgomery joined the Packers after coaching at the collegiate level for 11 seasons and at the high-school level for two seasons. He has been a part of 11 teams as either a player or coach that have earned postseason berths.

In 2022, Montgomery was part of a staff that helped Green Bay rank No. 6 in the NFL in passing defense (197.0 ypg) and tied for No. 4 in interceptions (17). The Packers defense also finished the 2022 season ranked No. 5 in the NFL in goal-to-go percentage (63.64), No. 8 in third-down percentage (37.63) and No. 10 in first downs/game (18.9).

In 2021, Montgomery was part of a defensive staff that helped the Packers finish in the top 10 in the NFL in total defense (328.2 ypg, No. 9), passing defense (219.1 ypg, No. 10), takeaways (26, t-No. 8) and interceptions (18, t-No.6).

Under Montgomery's guidance, DL Kenny Clark has become one of the NFL's best interior defenders. Clark earned his second Pro Bowl selection in 2021 (2019), joining Henry Jordan (1960-61, 1963, 1966) and Dave Hanner (1953-54) as the only Packers defensive tackles to make multiple Pro Bowls.

In 2019, Clark earned his first career Pro Bowl nod and matched his career high (2018) with six sacks. Additionally, according to NFL Next Gen Stats, Clark's 49 QB pressures ranked No. 2 in the NFL in '19 among players who played at least 75 percent of their snaps on the interior defensive line, trailing only Rams DT Aaron Donald (69). Clark also ranked No. 2 on the team with a career-high 89 tackles (52 solo), including 11 tackles for a loss (tied career high).

In 2018, the line contributed to a defense that tied for No. 8 in the NFL with 44 sacks, the most by the Packers since they posted the same number in 2013. In his third season as a pro, Clark was No. 2 on the team with a career-high six sacks despite missing three games due to injury. Named a Pro Bowl alternate, Clark posted a career-best 11 tackles for a loss and led the line with 73 tackles (46 solo).

Montgomery's third season in Green Bay in 2017 saw him help guide DT Mike Daniels, who earned his first Pro Bowl selection while ranking No. 4 on the team with five sacks to go along with a career-high 72 tackles. Clark led the defensive line with 78 tackles, and his 4½ sacks in December were the second most in the NFL among DTs.

Montgomery spent two seasons (2013-14) as the defensive line coach at Oklahoma, where he also played a big role in recruiting, being named Scout.com's Big 12 Recruiter of the Year after the 2014 season. After joining the Oklahoma staff on Feb. 25, 2013, he helped revamp the Sooners' defensive line with young players that included Charles Tapper, a 2013 All-Big 12 first-team selection by the conference's coaches. In his first season, OU led the Big 12 and ranked No. 10 in the nation in opponent third-down conversions (60). The Sooners also led the Big 12 in total defense (350.2 ypg) and pass defense (212.5 ypg) and ranked second in turnover margin (plus-9), run defense (137.6 ypg) and opponent third-down percentage (33.7).

In his two years at Michigan, the Wolverines posted a 19-7 record and limited opponents to 18.6 points per game, and two of Montgomery's linemen, Mike Martin and Craig Roh, earned second-team All-Big Ten honors. In 2012, the Wolverines earned a berth in the Capital One Bowl and ranked No.

### AT A GLANCE ...



- Promoted to defensive line/running game coordinator on March 17, 2022.
- Originally joined the Packers on Feb. 12, 2015, as defensive front assistant before being promoted to defensive line coach on Jan. 24, 2018.
- Enters his ninth season as an NFL coach after coaching at the collegiate (11) and high-school (two) levels for 13 years.
- Has overseen the development of DL Kenny Clark, who has earned two Pro Bowl selections (2019, 2021) under his guidance.
- Spent nine seasons as the defensive line or defensive tackles coach at Northern Iowa (2006-08), Wyoming (2009-10), Michigan (2011-12) and Oklahoma (2013-14).
- Following the 2014 season, was promoted to co-defensive coordinator at Oklahoma and was named Scout.com's Big 12 Recruiter of the Year.
- Played defensive tackle for Iowa, starting three of his four years for the Hawkeyes. As a senior in 2001, helped Iowa tie for a fourth-place finish in the Big Ten, its highest since 1996, and beat Texas Tech in the Alamo Bowl. Played in the Hula Bowl All-Star Game following his senior season.
- Went to training camp with the New Orleans Saints in 2002 and played in the Arena Football League with the Chicago Rush, Colorado Crush and Las Vegas Gladiators from 2003-05.

### COACHING BACKGROUND

Years	College/Pro Team	Position Coached
2002	Univ. of Iowa	Student Assistant
2005	North Iowa Comm. College	Defensive Coordinator
2006	Univ. of Northern Iowa	Graduate Assistant/ Defensive Tackles
2007-08	Univ. of Northern Iowa	Defensive Line
2009-10	Univ. of Wyoming	Defensive Line
2011-12	Univ. of Michigan	Defensive Line
2013-14	Univ. of Oklahoma	Defensive Line
2015-17	Green Bay Packers	Defensive Front Assistant
2018-21	Green Bay Packers	Defensive Line
2022-23	Green Bay Packers	Defensive Line/ Running Game Coordinator

13 among FBS schools in total defense (320.0 ypg). In 2011, Michigan allowed 131.7 rushing yards per game, third best in the Big Ten, and finished 11-2 with a victory in the Sugar Bowl.

Montgomery helped produce three All-Mountain West Conference linemen in two years at Wyoming. In his first season, he guided John Fletcher to an All-MWC first-team selection and Mitch Unrein to All-MWC honorable mention and selection as the 2009 New Mexico Bowl Defensive MVP. In Montgomery's second season, Josh Biezuns earned second-team All-MWC honors.

Montgomery's tenure at Northern Iowa began as a graduate assistant/defensive tackles coach in 2006 and finished with two years (2007-08) as the defensive line coach. The Panthers advanced to the FCS playoffs all three seasons, won the 2008 Missouri Valley Football Conference title and finished with 12 wins in both 2007 and 2008. UNI ranked in the top 10 in total defense among FCS teams in both 2007 and 2008.

In two years as defensive line coach at UNI, Montgomery had three all-conference selections both seasons: James Ruffin (first-team All-Gateway and first-team All-MVFC), Mark Huygens (second-team All-Gateway), Jordan Lacy (honorable mention All-Gateway), Everett Pedscleaux (first-team All-MVFC) and Jeremy Robertson (second-team All-MVFC).

Montgomery began his coaching career as a student assistant at Iowa. He was part of a Hawkeye staff that helped Iowa post an 11-2 record and play in the 2003 Orange Bowl. Montgomery continued coaching as an assistant at Iowa City West High School (2003-04) and as the defensive coordinator



at North Iowa Community College (2005) while also playing for the Chicago Rush, Colorado Crush and Las Vegas Gladiators of the Arena Football League (2003-05).

Montgomery played defensive tackle for Iowa, starting three of his four years for the Hawkeyes. As a senior in 2001, he helped Iowa tie for a fourth-place finish in the Big Ten, its highest since 1996, and beat Texas Tech in the Alamo Bowl. He played in the Hula Bowl All-Star Game following his senior season and spent the 2002 training camp with the New Orleans Saints.

Montgomery was born Sept. 19, 1979, in Los Angeles, Calif.,

and raised in Mossville, La. He was named a *Street & Smith* All-American two straight years at Virgin Valley High School (Mesquite, Nev.) as he recorded 38 career sacks, including 16 as a senior. Montgomery was named the Nevada Player of the Year in 1997 and was also a member of the state-champion basketball team as a junior.

Montgomery and his wife, Natalie, have three sons, Jayden, Teyvn and Jace, and two daughters, Talayla and Havana.

## PACKERS AMONG THE BEST IN THE POSTSEASON

Highlighted by 21 playoff appearances in the last 29 seasons (second only to New England's 22 trips for the most in the league over that span), including three trips to the Super Bowl, the Packers own the third-best postseason winning percentage in National Football League history. They have won 36 of 61 playoff games, starting with their first-ever postseason contest – the 1936 NFL Championship Game, a 21-6 victory over the Boston Redskins. The standings:

Franchise	W	L	Pct	Pts	Opp
*New England Patriots	37	22	.627	1,433	1,249
San Francisco 49ers	36	23	.610	1,468	1,221
Green Bay Packers	36	25	.590	1,523	1,311
Pittsburgh Steelers	36	27	.571	1,499	1,391
Baltimore Ravens	16	12	.571	586	483
*Las Vegas Raiders	25	20	.556	1,061	850
Denver Broncos	23	19	.548	906	1,044
Dallas Cowboys	36	30	.545	1,537	1,286
*Washington Commanders	23	20	.535	874	797
Carolina Panthers	9	8	.529	389	367
Philadelphia Eagles	25	25	.500	1,033	931
Tampa Bay Buccaneers	11	11	.500	425	433
Jacksonville Jaguars	8	8	.500	388	414
*Los Angeles Rams	26	27	.491	997	1,155
New York Giants	25	26	.490	916	989
*Kansas City Chiefs	20	21	.488	922	943
New York Jets	12	13	.480	510	508
*Indianapolis Colts	23	25	.479	976	1,030
Miami Dolphins	20	22	.476	832	939
Buffalo Bills	18	20	.474	898	872
Seattle Seahawks	17	19	.472	830	803
Chicago Bears	17	20	.459	775	763
New Orleans Saints	10	13	.435	564	619
*Tennessee Titans	17	23	.425	716	917
Atlanta Falcons	10	14	.417	543	592
*Arizona Cardinals	7	10	.412	373	491
Minnesota Vikings	21	31	.404	1,015	1,191
Houston Texans	4	6	.400	194	253
*Los Angeles Chargers	12	19	.387	613	715
Cincinnati Bengals	10	16	.385	499	565
Cleveland Browns	12	21	.364	694	787
Detroit Lions	7	13	.350	419	499

\* — Arizona totals include two games when franchise was in Chicago (won 28-21, lost 7-0) and three games when franchise was in St. Louis (lost 30-14, lost 35-23, lost 41-16); Indianapolis totals include 15 games when franchise was in Baltimore (won 8, lost 7, 264 points scored, 262 points allowed); Kansas City totals include one game while franchise was Dallas Texans (won 20-17); Los Angeles Chargers totals include 27 games when franchise was in San Diego (won 11, lost 16, 516 points scored, 602 points allowed); Los Angeles Rams totals include one game when franchise was in Cleveland (won 15-14) and 10 games when franchise was in St. Louis (won 6, lost 4, 269 points scored, 247 points allowed); Las Vegas totals include 32 games when the franchise was in Oakland (won 19, lost 13, 774 points scored, 600 points allowed) and 12 games when franchise was in Los Angeles (won 6, lost 6, 268 points scored, 224 points allowed); New England totals include two games when franchise was in Boston (won 26-8, lost 51-10); Tennessee totals include 22 games when franchise was in Houston and known as the Oilers (won 9, lost 13, 371 points scored, 533 points allowed); Washington totals include one game when franchise was in Boston (lost 21-6).



# JASON VRABLE

## WIDE RECEIVERS/PASSING GAME COORDINATOR

11th NFL Season > Fifth Packers Season

Jason Vrable begins his fifth season with the Packers and his second season as wide receivers/passing game coordinator after being promoted on Feb. 1, 2022.

Vrable spent two seasons as wide receivers coach after being promoted on March 12, 2020. Originally hired as an offensive assistant by Head Coach Matt LaFleur on Feb. 1, 2019, Vrable assisted with the wide receivers during the 2019 season. He will begin his 11th season as an NFL coach, having six years of experience prior to joining the Packers.

In 2022, Vrable helped WR Allen Lazard set career highs in receptions (60) and receiving yards (788). Vrable also worked with rookie WR Christian Watson, who posted a team-high seven TD catches, good for No. 3 in team history among rookies behind Billy Howton (13 in 1952) and Max McGee (nine in 1954). Watson became only the third player in franchise history to post seven-plus receiving TDs and multiple rushing TDs in a season, joining Don Hutson (1941) and Johnny "Blood" McNally (1931). Vrable also tutored WR Romeo Doubs (42, three), who teamed with Watson (41, seven) to become only the third rookie duo in NFL history to each have 40-plus receptions and three-plus receiving TDs.

In 2021, Vrable helped WR Davante Adams set single-season franchise records for receptions (123) and receiving yards (1,553) on his way to earning unanimous first-team All-Pro honors from *The Associated Press*, the first Green Bay WR to earn first-team honors in back-to-back years since Sterling Sharpe (1992-93). Adams added a team-high 11 TD catches, becoming the first player in league history to record three seasons (2018, 2020-21) with 110-plus catches, 1,350-plus receiving yards and 11-plus receiving TDs. He earned Pro Bowl honors for the fifth consecutive season as he joined James Lofton (1980-85) as the only WRs in team history to be named to the Pro Bowl in five-plus consecutive seasons. Vrable also tutored Lazard, who posted 40 catches for 513 yards (12.8 avg.) and a career-high eight TDs, with all eight of his TD catches coming in Weeks 6-18 (tied for No. 5 in the NFL over that span).

Under Vrable's direction in 2020, Adams matched Sharpe's single-season team record (1994) for receiving TDs with 18 and became the first player in NFL history to register 100-plus receptions (115) and 18-plus receiving TDs in a single season. Adams led the NFL in receiving TDs, receiving yards per game (98.1) and receptions per game (8.2), becoming the first NFL player to lead the league in all three categories since Sharpe in 1992. Vrable also coached WR Marquez Valdes-Scantling, who led the NFL in yards per reception (20.9), the top mark in the NFL from 2011-20 among players with 32-plus receptions in a season.

While assisting with the wide receivers in 2019, Vrable worked with Adams, who ranked No. 5 in the NFL in receiving yards per game (83.1) and No. 4 in receptions per game (6.9) on his way to earning Pro Bowl honors for the third straight season. Adams led the team with 83 catches for 997 yards (12.0 avg.) and was tied for the team lead with five receiving TDs despite missing four games due to injury. Vrable also assisted in the development of Lazard in his first season, who posted 35 receptions for 477 yards (13.6 avg.) and three TDs, with all of his catches coming in the final 11 contests.

Vrable arrived in Green Bay after serving two seasons (2017-18) as an offensive assistant for the N.Y. Jets. With the Jets, he worked with WR Robby Anderson, one of only nine WRs in the NFL to register 50-plus catches, 750-plus receiving yards and six-plus receiving TDs in both 2017 and 2018, highlighted by career highs in 2017 (63 catches for 941 yards and seven TDs). Vrable also worked with veteran WR Jermaine Kearse, who posted a team-high 65 receptions for 810 yards (12.5 avg.) in



### AT A GLANCE ...



- Promoted to wide receivers/passing game coordinator on Feb. 1, 2022. Joined the Packers on Feb. 1, 2019, as an offensive assistant and was promoted to wide receivers coach on March 12, 2020.
- In 2022, worked with WR Christian Watson, who posted a team-high seven TD catches, good for No. 3 in team history among rookies behind Billy Howton (13 in 1952) and Max McGee (nine in 1954).
- In 2021, helped WR Davante Adams set single-season franchise records for receptions (123) and receiving yards (1,553) on his way to becoming the first Green Bay WR to earn first-team All-Pro honors from *The Associated Press* in back-to-back years since Sterling Sharpe (1992-93).
- Tutored Adams in 2020 as he became the first player in NFL history with 100-plus receptions (115) and 18-plus receiving TDs in a season, with his 18 receiving TDs tying the single-season team record set by Sharpe in 1994.
- Spent the 2017-18 seasons as an offensive assistant with the N.Y. Jets, where he worked with Robby Anderson (63-941) and Jermaine Kearse (65-810), one of only three wide-receiver duos in the NFL to both post 60-plus receptions and 800-plus receiving yards in 2017.
- Served as the interim running backs coach for the Bills for the final 15 weeks of the 2016 season, helping Buffalo rank No. 1 in the league in rushing offense (164.4 ypg), the team's best rushing average since 1976 (183.3 ypg).
- Played QB at Marietta College in Ohio from 2003-06, finishing his career ranked No. 1 in school history in passing yards (6,102), completions (495) and TD passes (41).

### COACHING BACKGROUND

Years	College/Pro Team	Position Coached
2007	Marietta (Ohio) College	Quarterbacks
2008	Robert Morris Univ.	Quarterbacks
2009-10	Syracuse Univ.	Offensive Quality Control/ Assistant to the Wide Receivers Coach
2010	Syracuse Univ.	Graduate Assistant/ Assistant to the Quarterbacks Coach
2011-12	Univ. of Charleston	Offensive Coordinator/ Quarterbacks/Running Backs
2013-15	Buffalo Bills	Offensive Quality Control
2016	Buffalo Bills	Assistant Quarterbacks
2017-18	New York Jets	Offensive Assistant
2019	Green Bay Packers	Offensive Assistant
2020-21	Green Bay Packers	Wide Receivers
2022-23	Green Bay Packers	Wide Receivers/ Passing Game Coordinator

2017, both career highs, as he and Anderson formed one of only three WR duos in the NFL to both post 60-plus receptions and 800-plus receiving yards in 2017.

Prior to his time with New York, Vrable spent four years with the Buffalo Bills, working as an offensive quality control coach from 2013-15 and then as an assistant quarterback coach in 2016. He also assumed the role of interim running backs coach following Anthony Lynn's promotion to offensive coordinator in Week 3 of the 2016 season. For the final 15 weeks of the season, Vrable helped RBs Mike Gillislee (5.71) and LeSean McCoy (5.67) rank No. 1 and No. 2 in the league in yards per carry, respectively, among all qualifying NFL runners. The duo also accounted for 23 total TDs on the season as the Bills ranked No. 1 in the league in rushing offense (164.4 ypg), the team's best rushing average since 1976 (183.3 ypg). Vrable also helped QB Tyrod Taylor earn his second consecutive Pro Bowl selection in 2016 after completing a career-high 269 passes on 436 attempts (61.7 pct.) for 3,023 yards and 17 TDs.

Before entering the NFL coaching ranks, Vrable coached at the college level for six years. From 2011-12, he worked at the

University of Charleston as the school's offensive coordinator/quarterbacks/running backs coach. Notably, he led a Golden Eagle offense that led the West Virginia Intercollegiate Athletic Conference in total offense (392.4 ypg) and rushing offense (246.1 ypg) in 2012.

From 2009-10, Vrable worked for Syracuse University as an offensive quality control/assistant to the wide receivers coach (2009) and graduate assistant/assistant to the quarterbacks coach (2010). Vrable helped mentor QB Ryan Nassib, who set the Syracuse single-season record with 202 completions in 2010 and led the Orange to an 8-5 record, including a victory over Kansas State in the inaugural Pinstricks Bowl at Yankee Stadium.

In 2008, Vrable coached quarterbacks at Robert Morris University (Moon, Pa.). In the fall of 2007, he returned to his alma mater, Marietta (Ohio) College, to coach quarterbacks after beginning his coaching career as a strength intern at the University of South Florida in the summer of 2007.

Vrable played QB at Marietta from 2003-06, finishing his career ranked No. 1 in school history in passing yards (6,102), completions (495) and TD passes (41). He was twice named the Pioneers' Most Valuable Player and served as a team captain his final two seasons, earning all-region honors as a senior. Additionally, Vrable was named Marietta's Clyde Lamb Award winner in 2007, recognizing him as the school's male scholar-athlete of the year. He was inducted into the Marietta College Athletic Hall of Fame in February 2018.

A native of South Park, Pa., Vrable graduated with a bachelor's degree in sports medicine in 2007 and completed a master's degree in sports management from Robert Morris University in 2009.

Born Jan. 23, 1985, Vrable lives in Green Bay with his wife, Jill, son, Drake, and daughters, Brooklyn and Teegan.

**LOGO HISTORY**

**1950-53:** In their first season after Curly Lambeau's 31-year reign, the "New Packers" introduced a logo that was also present on 1950 stock certificates. It changed colors over the four years, as the team experimented with several uniform combinations.



**2003:** Patch team wore for first two home games of '03 to commemorate rededication of Lambeau Field, following three-year, \$295 million renovation.



**1954-61:** Looking for a fresh look with new coach Lisle Blackbourn, the team unveiled new uniforms and a new mark. The logo located both Green Bay and Milwaukee on a Wisconsin silhouette. The passer wore No. 41.

**1959-74:** Sideline logo, worn on hats, shirts and jackets by coaches, equipment managers and trainers at both games and practice. Coincided with Vince Lombardi's first season, then retained by Phil Bengtson and Dan Devine.



**2006:** Commemorative patch recognizing the 10th anniversary of the team's Super Bowl XXXI triumph over the New England Patriots.



**1961-69:** The primary logo during the Lombardi era, used on official Packers stationery and publications. The team won five world championships under the mark. Before the '69 season, after Lombardi's departure to Washington, team letterhead shifted to a helmet logo. The mark still saw use into the '70s, though.



**2007:** Emblem celebrating the 50th anniversary of venerable Lambeau Field, worn on home jerseys and painted in the end zones on the world-famous stadium grass.

**1961-present:** First and only helmet logo in team history was first applied to Packers headgear in 1961, Lombardi's third season as coach. After introducing the G, the team immediately won two world titles (1961-62), and five over the mark's first seven years. Borrowed by scores of high schools and colleges.



**2018-19:** Logo used from 2018-19 to commemorate the Packers' 100th season as a professional franchise. The emblem was incorporated in numerous ways by the club throughout the year, notably worn as a patch on both home and away jerseys in 2018.



**1993:** Commemorative logo, worn on jerseys during '93 season, signifying the team's 75th professional season since its birth in 1919. Wearing logo, team earned first playoff berth in 11 years, kicking off string of six straight postseason trips.





# GREG WILLIAMS

## PASSING GAME COORDINATOR [DEFENSE]

15th Season as NFL Coach > First Packers Season

Entering his 15th season as a coach in the NFL, Greg Williams begins his first year with the Packers as the team's passing game coordinator (defense).

Named to his position on March 10, 2023, by Head Coach Matt LaFleur, Williams comes to Green Bay after spending the past four seasons as the cornerbacks coach for the Arizona Cardinals (2019-22). He also coached one season with the Denver Broncos (2018), two with the Indianapolis Colts (2016-17) and seven with the San Diego Chargers (2009-15). Williams coached five seasons at the collegiate level prior to joining the Chargers.

In 2022, Williams guided a cornerback group that helped Arizona rank No. 2 in the league in yards allowed per completion (10.10), the top single-season mark by the Cardinals since the 1970 AFL-NFL merger. Arizona allowed only 40 completions of 20-plus yards on the season, tied for No. 3 in the league. In 2021, Williams' cornerbacks helped the Cardinals rank No. 7 in the NFL in takeaways (27) and No. 8 in offensive points allowed (349).

In 2020, Williams helped the Cardinals rank No. 10 in the NFL in passing defense (226.4 ypg) as CBs Patrick Peterson and Dre Kirkpatrick both posted three interceptions. Second-year CB Byron Murphy Jr. registered two sacks and two fumble recoveries, one of only two CBs in the NFL in 2020 to register multiple sacks and multiple fumble recoveries as he became the first Cardinals CB in team history (since 1982) to accomplish that feat in a season. Williams also tutored Murphy in 2019, who started all 16 games and ranked tied for No. 3 in the league among rookies with 10 passes defended.

In his lone season with Denver in 2018, Williams helped the Broncos tie for No. 5 in the league with 17 INTs as CB Chris Harris was selected to the Pro Bowl after posting a team-best three INTs and a sack. S Justin Simmons ranked No. 2 on the team with a career-high 97 tackles (71 solo) while tying Harris for the team lead with three INTs. The Broncos held their opponents to 27 points or less in 14 games on the season, tied for the most in the NFL.

Williams spent the previous two seasons (2016-17) with the Colts, tutoring Malik Hooker in '17 as he finished tied for No. 3 among NFL rookies with three INTs despite playing in just seven games on the season. Williams also worked with veteran CB Rashaan Melvin, who posted career highs in INTs (three) and passes defended (13) in 2017.

Williams served as the assistant secondary coach for the Chargers from 2013-15, where he worked with S Eric Weddle, who was selected to the Pro Bowl in both 2013 and 2014. San Diego ranked No. 4 in the league in passing defense (214.2 ypg) and No. 9 in total defense (ypg) in 2014.

Williams served as the assistant linebackers coach for his first four seasons (2009-12) with the Chargers, including one season (2012) when he assisted current Packers defensive coordinator Joe Barry. In 2012, Williams was part of a staff that helped San Diego rank No. 9 in the NFL in total defense (326.4 ypg) and No. 6 in rushing defense (96.4 ypg). The Chargers registered 38 sacks on the season (tied for No. 11 in the NFL), with 21 of them coming from their linebackers as Shaun Phillips posted a team-best 9.5 sacks. In 2011, Williams helped tutor LB Antwan Barnes, who posted a career-high 11 sacks despite starting just five games on the season. In 2010, the Chargers ranked No. 1 in the NFL in both in total defense (271.6 ypg) and passing defense (177.8 ypg) and were tied for No. 2 in the league in sacks (47) as Phillips registered a team-high 11 sacks on the way to earning his first career Pro Bowl selection. In 2009, Phillips led the NFL with a career-best seven forced fumbles and LB Stephen Cooper added a career-high three forced fumbles.



### AT A GLANCE ...



- Joined the Packers on March 10, 2023.
- Has 14 seasons of NFL coaching experience, including the last four years (2019-22) as the cornerbacks coach for the Arizona Cardinals.
- In 2022, guided a cornerback group that helped Arizona rank No. 2 in the league in yards allowed per completion (10.10), the top single-season mark by the Cardinals since the 1970 AFL-NFL merger.
- Tutored second-year CB Byron Murphy Jr. in 2020, who became the first Cardinals cornerback in team history (since 1982) to register multiple sacks and multiple fumble recoveries in a season.
- Served as the assistant secondary coach for the Chargers from 2013-15, where he worked with S Eric Weddle, who was selected to the Pro Bowl in both 2013 and 2014.
- Was part of a San Diego staff in 2010 that helped the Chargers rank No. 1 in the NFL in both total defense (271.6 ypg) and passing defense (177.8 ypg).
- Spent time in training camp as a safety with the Chicago Bears and the N.Y. Giants and also played two seasons (1999-2000) with the Amsterdam Admirals of NFL Europe, earning All-Europe recognition in 1999 after leading the league with six INTs.

### COACHING BACKGROUND

Years	College/Pro Team	Position Coached
2004-05	College of DuPage	Assistant Coach
2006-07	Arkansas Tech ...	Defensive Backs/Recruiting Coordinator
2008	Univ. of Pittsburgh	Secondary/Graduate Assistant
2009-12	San Diego Chargers	Assistant Linebackers
2013-15	San Diego Chargers	Assistant Secondary
2016-17	Indianapolis Colts	Defensive Backs
2018	Denver Broncos	Defensive Backs
2019-22	Arizona Cardinals	Cornerbacks
2023	Green Bay Packers ...	Passing Game Coordinator (Defense)

Williams began his coaching career at Arizona State as an intern in 2003 and then worked as an assistant coach at the College of DuPage for two seasons (2004-05). He served as the defensive backs coach and recruiting coordinator at Arkansas Tech in 2006-07 before working as a graduate assistant at the University of Pittsburgh in 2008.

Williams played wide receiver and safety at the University of North Carolina (1994-97) before entering the NFL as an undrafted free agent with the Chicago Bears in 1998. He spent time in training camp with the Bears and the N.Y. Giants and also played two seasons (1999-2000) with the Amsterdam Admirals of NFL Europe, earning All-Europe recognition in 1999 after leading the league with six INTs. Williams also played one season with the San Francisco Demons (2001) of the XFL and five seasons in the Arena Football League with the Indiana Firebirds (2001-03) and the Chicago Rush (2004-05).

Williams earned first-team All-America honors from *USA Today*, *Parade* and *SuperPrep* as a senior at Bolingbrook (Ill.) High School. He was a unanimous all-state selection and was named the Player of the Year in the state of Illinois by Gatorade, the *Chicago Sun-Times* and the *Chicago Tribune*.

In May 2023, Williams represented the Packers at the NFL's Coach Accelerator in Minneapolis, which aims to increase exposure between owners, executives and diverse coaching talent. He was one of 40 participants that attended based on their high potential to be considered for a head-coach position in the future.

Williams was born March 12, 1976, in Bolingbrook, Ill. He has two sons, Junior and Dominic.



# LUKE BUTKUS

## OFFENSIVE LINE

13th Season as NFL Coach > Fifth Packers Season

Luke Butkus begins his fifth season with the Packers and his second as offensive line coach, having been promoted to the position on Feb. 1, 2022, following three seasons as assistant offensive line coach.

Starting his 13th season coaching in the NFL, Butkus was initially hired by Head Coach Matt LaFleur on Feb. 7, 2019. Butkus enters his 19th season coaching in either Division I college football or the NFL. He joined the Packers after serving as the offensive line coach for the University of Illinois for three seasons (2016-18), a position he also held for the Fighting Illini in 2012.

Last season, Butkus led an offensive line that ranked No. 7 in the NFL with 32 sacks allowed, including 17 in Weeks 7-18, which tied for the third fewest in the league over that span. He also guided G/T Elgton Jenkins to his second Pro Bowl selection, his second in the last three seasons. The line helped RB Aaron Jones register a career-high 1,121 rushing yards (No. 9 in the NFL) and rank No. 2 in the league among RBs with an average of 5.26 yards per carry.

In 2021, Butkus assisted with an offense that ranked in the top 10 in the league in passing offense (No. 8, 253.8 ypg), total offense (No. 10, 365.6 ypg), scoring (No. 10, 26.5 ppg), giveaways (t-No. 1, 13) and time of possession (No. 1, 32:43) despite being without five-time All-Pro T David Bakhtiari (knee) for all but one game. The Packers allowed one or fewer sacks in seven games on the season, tied for No. 8 in the NFL, despite using seven different starting combinations on the line due to injuries. The line protected QB Aaron Rodgers as he threw 38 TD passes with just four INTs for a league-best 111.9 passer rating on his way to being named the NFL's Most Valuable Player by *The Associated Press* for the second straight season.

In 2020, Butkus worked with an offensive line that helped the Packers rank No. 1 in the NFL in scoring (31.9 ppg), giveaways (team-record 11) and time of possession (32:29), tied for No. 2 in sacks allowed (21), No. 5 in total offense (389.0 ypg) and No. 3 in yards per play (6.29). The line blocked for Jones, who set a single-season franchise mark for yards per carry (league-best 5.49) among players with 200-plus attempts, surpassing FB Jim Taylor's mark of 5.42 yards per carry in 1962. Bakhtiari and C Corey Linsley each earned first-team AP All-Pro honors, while Bakhtiari and Jenkins were both named to the Pro Bowl roster. Jenkins became just the third Packers offensive lineman (Charley Brock in his second year in 1940, Deral Teteak as a rookie in 1952.) to make the Pro Bowl within their first two seasons.

In 2019, Butkus helped the offensive line pave the way for Jones to rush for 1,084 yards (4.6 avg.) and 16 TDs, with the TD total tying for the league lead. Butkus assisted in the development of Jenkins, who played in all 16 contests as a rookie and started the final 14 games of the season at left guard. Jenkins was named to the PFWA All-Rookie team, just the second Packers guard to be selected since 1974, and helped Green Bay register 18 rushing TDs, the most by the Packers since 2009 (20). With the help of Butkus, Bakhtiari was named to his second Pro Bowl and earned second-team AP All-Pro honors.

In 2018, Butkus coached an offensive line that blocked for the No. 2 rushing attack in the Big Ten (243.0 yards per game, No. 12 in the nation). It was the best average for the Illini since 2010, when they led the conference with an average of 246.1 rushing yards per game. Illinois also ranked No. 2 in the Big Ten (No. 6 in the nation) in yards per carry (5.91 avg.) in 2018, and its 25 rushing TDs tied for No. 5 in the conference.

Butkus tutored OL Nick Allegretti, who developed into a two-time team captain (2017-18) and was twice named All-Big Ten (second-team selection by the media and honorable mention

## AT A GLANCE ...



- Joined the Packers on Feb. 7, 2019, as assistant offensive line coach before being promoted to offensive line coach on Feb. 1, 2022.
- Begins his 13th season coaching in the NFL, having previously worked for the Jacksonville Jaguars (2013-15), Seattle Seahawks (2010-11) and Chicago Bears (2007-09).
- In 2022, led a line that ranked No. 7 in the NFL in sacks allowed (32) and guided G/T Elgton Jenkins to his second Pro Bowl selection.
- In 2021, helped with an offense that ranked in the top 10 in the league in passing offense (No. 8, 253.8 ypg), total offense (No. 10, 365.6 ypg), scoring (No. 10, 26.5 ppg), giveaways (t-No. 1, 13) and time of possession (No. 1, 32:43).
- In 2020, worked with an offensive line that helped the Packers rank No. 1 in the NFL in scoring (31.8 ppg), giveaways (team-record 11) and time of possession (32:29), tied for No. 2 in sacks allowed (21) and No. 3 in yards per play (6.29).
- Coached the offensive line at his alma mater, the University of Illinois, in 2012 and from 2016-18.
- Was a three-year starting center for the Illini from 1999-2001, a third-team All-America selection by *The Associated Press* in 2001, a two-time All-Big Ten selection (2000-01) and a captain of the 2001 Big Ten championship team.

## COACHING BACKGROUND

Years	College/Pro Team	Position Coached
2005-06	Univ. of Oregon	Graduate Assistant
2007-09	Chicago Bears	Offensive Asst./Asst. Offensive Line
2010-11	Seattle Seahawks	Quality Control Assistant
2012	Univ. of Illinois	Offensive Line
2013-15	Jacksonville Jaguars	Assistant Offensive Line
2016-18	Univ. of Illinois	Offensive Line
2019-21	Green Bay Packers	Assistant Offensive Line
2022-23	Green Bay Packers	Offensive Line

by the coaches in 2018, honorable mention by the coaches and media in 2017). Allegretti played in 47 games, including starts in the final 36 contests of his career, and was selected in the seventh round of the 2019 NFL Draft by the Kansas City Chiefs.

In 2017, Butkus was in charge of one of the youngest units in the country. The Illini started three true freshmen on the offensive line – Larry Boyd, Vederian Lowe and Alex Palczewski – who combined for 27 starts as Illinois had a program-record 87 cumulative true-freshman starts.

Between the two stints at his alma mater, Butkus was the assistant offensive line coach for the Jacksonville Jaguars (2013-15). In 2015, Jacksonville's offensive line protected QB Blake Bortles, who finished tied for No. 2 in the NFL with a franchise-record 35 TD passes. Bortles set a team record with an average of 276.8 passing yards per game (No. 9 in the NFL). The Jaguars led the NFL with a franchise-record 80 offensive plays of 20-plus yards.

Butkus served as interim offensive line coach in 2014 and oversaw a unit that helped the Jaguars rank No. 6 in the NFL in yards per carry (4.54), but featured zero players that started for the club in the 2013 season finale. The unit featured two rookie starters – G Brandon Linder and C Luke Bowanko – and only two players who had more than 14 career starts. LT Luke Joeckel, the No. 2 overall pick in 2013, returned to the lineup after missing the final 11 games of his rookie season with an ankle injury. Only Joeckel and LG Zane Beadles started all 16 games for the club. Butkus assisted with an offensive line that had nine different starters during the 2013 season.

Prior to returning to his alma mater in 2012, Butkus spent five seasons working in the NFL, the last two (2010-11) with the Seattle Seahawks as a quality control assistant working with

the offensive line. He worked as an offensive assistant/assistant offensive line coach with the Chicago Bears from 2007-09.

Butkus began his coaching career as a graduate assistant at the University of Oregon (2005-06), helping the Ducks to appearances in the 2005 Holiday Bowl and the 2006 Las Vegas Bowl.

As a player, Butkus was a three-year starting center for Illinois from 1999-2001, a third-team All-America selection by *AP* in 2001, a two-time All-Big Ten selection (2000-01) and a captain of the 2001 Big Ten championship team. In 2001, he was part of an offensive line that paved the way for then-school records in total points, points per game and sacks allowed.

Butkus was signed by the Chicago Bears as a rookie free agent in 2002 and spent most of that season on the San Diego Chargers' practice squad. He played two seasons in NFL Europe, for the Rhein Fire in 2003 and the Cologne Centurions in 2004.

A graduate of Bloom Trail (Ill.) High School in suburban Chicago, Butkus is a nephew of Hall of Fame linebacker Dick Butkus, who played for the Bears from 1965-73. Luke's cousin, Mark Butkus, lettered at Illinois from 1980-83, while his brother, Josh, also graduated from Illinois.

Butkus was born June 26, 1979, in Steger, Ill. He and his wife, Nici, have three sons, Benjamin, Byron and Bear.

## WHERE TITLETOWN MEETS TINSELTOWN

■ The 2008 release of *Leatherheads*, starring George Clooney and Renee Zellweger, was inspired by the tales of Johnny "Blood" McNally, who played for the Packers from 1929-33 and 1935-36. A native of New Richmond, Wis., Blood was inducted into the Pro Football Hall of Fame in 1963 as a charter member.

■ Packers DT Don Stansauk (1950-51) became a professional wrestler after playing pro football and changed his name to H.B. (Hard Boiled) Haggerty. H.B. wrestled in the AWA for many years and was an eventual tag-team champion before setting his sights on becoming an actor, where he earned 58 credits in movies and television shows.

■ Actor Matthew McConaughey's father was drafted by the Packers. The team selected James (Jim) McConaughey, an end, out of the University of Houston in the 27th round (319th overall) of the '53 draft. The elder McConaughey didn't see action in a league game.

■ Alan Autry, who played Captain Bubba Skinner in the hit series *In the Heat of the Night*, also was drafted by Green Bay. GM/Head Coach Bart Starr selected him in the 12th round (296th overall) of the 1975 draft. During training camp, Autry met director Robert Altman, who would give him a small part in the 1978 film *Remember My Name*. Autry's legal name was Carlos Brown (including his 1975-76 Packers tenure) until 1981, when he changed it while filming *Southern Comfort*, after meeting his biological father. Autry now owns a production company, and produced and starred in his first full-length film, *The Legend of Jake Kincaid*.

■ The Packers were the subject of a 1937 MGM/UA movie, *Pigskin Champions*. (Below, Don Hutson and Arnie Herber collect autographs from one of their "co-stars," Pete Smith, while in Hollywood.)

■ In 1998, Brett Favre made a cameo in the comedy *There's Something About Mary* (Cameron Diaz, Ben Stiller), as Mary's mysterious boyfriend.

■ Gary Knafelec, Lambeau Field's former P.A. announcer who also caught the game-winning touchdown in the stadium's inaugural game, was an actor as well. Using the screen name Gary Kincaid, he had roles in *Palm Springs Weekend* (1963) and other films.

■ Ray Nitschke had roles in *The Longest Yard* (1974), starring Burt Reynolds, and *Head* (1968).

■ Offensive lineman Matt Willig appeared in all 16 games for the Packers during the 1998 season. Since his playing career ended in 2005, Willig has become a successful actor, having appeared in a number of popular television shows including *Dexter*, *Chuck* and *Cold Case*, and has also landed a handful of roles in various films.

■ Wide receiver Greg Jennings showed his versatility when he made a guest appearance on the CBS television series *Criminal Minds* in May 2010. His brief speaking role saw him play a Behavioral Analysis Unit technician.

■ Donald Driver, the franchise's all-time leading receiver, won the 14th season of ABC's hit television show *Dancing With the Stars* in May 2012. He partnered with Peta Murgatroyd to defeat 11 other pairs and become the third football player to win the Mirror Ball Trophy.

■ Aaron Rodgers appeared in an episode of NBC's hit comedy *The Office*, during the show's final season. In his brief role, Rodgers served as a judge for the fictional television show *America's Next A Capella Sensation*.

■ Rodgers also competed on an episode of *Celebrity Jeopardy!* in 2015, earning \$50,000 for charity with a first-place finish, and served as a guest host for 10 episodes of *Jeopardy!* in 2021.

■ Five Packers showed off their singing and dancing moves in the 2015 movie *Pitch Perfect 2*, including David Bakhtiari, Don Barclay, T.J. Lang, Clay Matthews and Josh Sitton.



When the Green Bay Packers were making their film "Pigskin Champions" in California last March, they made the rounds of the stadium, and collected a variety of autographs. Here is the star (second) making... *2011/12/16/16* *Arnie Herber (right) and Donald Driver, get signature on a football at Pete Smith, cameraman who does the autograph picture. "Pigskin Champions" opened at 11:00 AM on 12/16/16.*





# TOM CLEMENTS

## QUARTERBACKS

24th Season as NFL Coach > 13th Packers Season

Entering his 24th season as a coach in the NFL, Tom Clements begins his 13th year with the Packers after rejoining the team as quarterbacks coach in 2022 after previously coaching with the team in a variety of roles from 2006-16.

Hired by Head Coach Matt LaFleur on Feb. 18, 2022, Clements (KLEMM-ints) originally joined the Packers in 2006, serving as quarterbacks coach from 2006-11 before working as the team's offensive coordinator (2012-14) and the associate head coach/offense (2015-16). He served as the pass game coordinator/quarterbacks for the Arizona Cardinals in 2019-20. Clements also coached QBs for the New Orleans Saints (1997-99), Kansas City Chiefs (2000) and Pittsburgh Steelers (2001-03) and served as the offensive coordinator for the Buffalo Bills (2004-05).

Last season, he reunited with QB Aaron Rodgers, who ranked tied for No. 5 in the NFL in completions of 20-plus yards (53) and No. 7 in TD passes (26). Clements also worked with QB Jordan Love, who appeared in four games and completed 14 of 21 passes (66.7 pct.) for 195 yards and a TD and no INTs for a 112.2 rating.

In Arizona, Clements tutored QB Kyler Murray, who was named NFL Offensive Rookie of the Year by *The Associated Press* in 2019 after becoming just the sixth QB in league history with 3,500-plus passing yards and 500-plus rushing yards in a season. Murray also set an NFL rookie record with 211 consecutive passing attempts without an interception. The Cardinals were tied for No. 9 in the league in giveaways in '19 after ranking No. 27 in the category in 2018, and set a team record with seven zero-giveaway games. In 2020, Clements helped Murray become the first QB in team history to be named to the Pro Bowl within his first two seasons as he set single-season franchise records for rushing yards (819) and rushing TDs (11) by a quarterback and became just the second QB in NFL history with 25-plus passing TDs (26) and 10-plus rushing TDs in a season.

During Clements' first 11 seasons with Green Bay, the Packers finished in the top 10 in the NFL in scoring offense and total offense nine times each and ranked No. 2 in the league over that span in giveaways (218). In his three seasons as offensive coordinator (2012-14), the Packers ranked in the top five in the NFL over that span in scoring (No. 3, 27.8 ppg), total offense (No. 5, 381.9 ypg) and giveaways (No. 3, 54). During Clements' 11 seasons with the Packers, Rodgers was selected to six Pro Bowls (2009, 2011-12, 2014-16), was twice named league MVP (2011, 2014) and became the first QB in NFL history to register a 100-plus rating in six consecutive seasons (2009-14).

In 2016, Clements helped guide the Packers to their eighth consecutive postseason berth (2009-16), tied for the fourth-longest streak in league history. Green Bay ranked No. 4 in the league in scoring (27.0 ppg) and No. 8 in total offense (368.8 ypg), while Rodgers (40) became the first Green Bay quarterback to lead the league in TD passes since Brett Favre in 2003 and set the franchise single-season mark for completions with 401.

In 2014, Clements guided the offense as the Packers led the NFL in scoring with 486 points (30.4 ppg), the third most in a season in team history. Green Bay was tied for the top mark in the league in '14 with 13 giveaways and set a single-season team mark for the most first downs to that point with 356. Rodgers finished in the top three in the NFL in passer rating, TD passes, TD/INT ratio and yards per attempt, the only QB in the league to do so, on his way to earning league AP Most Valuable Player honors, while WRs Jordy Nelson and Randall Cobb

### AT A GLANCE ...



- Rejoined the Packers on Feb. 18, 2022, as quarterbacks coach. Previously spent 11 seasons with the team as associate head coach/offense (2015-16), offensive coordinator (2012-14) and quarterbacks coach (2006-11).
- Tutored QB Kyler Murray in Arizona, who was named NFL Offensive Rookie of the Year by *The Associated Press* in 2019 after becoming just the sixth QB in league history with 3,500-plus passing yards and 500-plus rushing yards in a season.
- In 2020, helped Murray become the first QB in team history to be named to the Pro Bowl within his first two seasons in the league.
- During his first 11 seasons with Green Bay, helped the Packers finish in the top 10 in the NFL in scoring offense and total offense nine times each and rank No. 2 over that span in giveaways.
- Worked with QB Aaron Rodgers as he was selected to six Pro Bowls (2009, 2011-12, 2014-16), was twice named league MVP (2011, 2014) and became the first QB in NFL history to register a 100-plus rating in six consecutive seasons (2009-14).
- Prior to joining Green Bay in 2006, coached quarterbacks for the New Orleans Saints (1997-99), Kansas City Chiefs (2000) and Pittsburgh Steelers (2001-03) and served as the offensive coordinator for the Buffalo Bills (2004-05).
- Played quarterback for 12 seasons in the Canadian Football League, where he was a seven-time divisional all-star, the league MVP (1987) and a two-time Grey Cup champion (1976 and 1984).

### COACHING BACKGROUND

Years	College/Pro Team	Position Coached
1992-94	Univ. of Notre Dame.....	Quarterbacks
1995	Univ. of Notre Dame.....	Wide Receivers/Asst. Head Coach
1997-99	New Orleans Saints.....	Quarterbacks
2000	Kansas City Chiefs.....	Quarterbacks
2001-03	Pittsburgh Steelers.....	Quarterbacks
2004-05	Buffalo Bills.....	Offensive Coordinator
2006-11	Green Bay Packers.....	Quarterbacks
2012-14	Green Bay Packers.....	Offensive Coordinator
2015-16	Green Bay Packers.....	Associate Head Coach/Offense
2019-20	Arizona Cardinals.....	Pass Game Coordinator/QBs
2022-23	Green Bay Packers.....	Quarterbacks

became the first duo in NFL history to both register 90-plus catches, 1,200-plus receiving yards and 12-plus TD catches in the same season.

In 2013, Clements helped the Packers generate 6,404 yards of total offense (No. 3 in the NFL), the second most in franchise history (6,482 in 2011). Green Bay's rushing average of 133.5 yards per game was the team's best mark since 2003 and RB Eddie Lacy rushed for 1,178 yards, the most by a rookie in team history, on his way to being selected to the Pro Bowl and being named AP NFL Offensive Rookie of the Year. The Packers averaged 266.8 passing yards per game despite starting four different quarterbacks on the season as Rodgers missed seven contests due to a collarbone injury. In Week 11 at the N.Y. Giants, QB Scott Tolzien threw for 339 yards, the most ever by a Green Bay QB in his first career start.

In 2012, Clements coordinated an offense that ranked No. 5 in the NFL in scoring (27.1 ppg), tied for No. 2 in giveaways (16) and No. 3 in red-zone efficiency (68.1 percent). Rodgers led the NFL in passer rating (108.0) for the second straight season and also ranked No. 1 in TD/INT ratio (4.88) and No. 2 in TD passes (39). WR James Jones led the league with a career-high 14 TD catches, becoming the first Packer to do so since WR Sterling Sharpe (18) in 1994, and TE Jermichael Finley set a single-season franchise record for tight ends with 61 receptions.



As quarterbacks coach, Clements' extensive tutelage of Rodgers paid dividends, culminating with a 2011 campaign that saw him earn league MVP honors. Rodgers set an NFL single-season record with a 122.5 passer rating and ranked No. 1 in the league in yards per attempt (franchise-record 9.25) and No. 2 in TD passes (45). Clements also tutored QB Matt Flynn, a seventh-round choice by the club in 2008, as he set single-game franchise records in the 2011 season finale with 480 passing yards and six TDs (both later matched by Rodgers) vs. Detroit. Combined with Rodgers' five TD passes the previous week vs. Chicago, it marked the first time in the history of the NFL that a team had two different QBs each throw five-plus TDs in consecutive games.

Rodgers' first 4,000-yard season in 2008 gave the Packers 4,000-yard passers in consecutive seasons for just the second time in team history to that point, and for the first time in league history those back-to-back 4,000-yard passers were different QBs. The previous two seasons, in addition to tutoring Rodgers as the backup and heir apparent, Clements oversaw a mini-renaissance of Favre's career. In 2006, Favre reduced his interceptions from a career-high 29 the year before to just 18, setting the stage for a near-MVP season in 2007, when he surpassed 4,000 yards passing for the fifth time and led the Packers back to the playoffs.

Before coming to Green Bay, Clements spent two seasons (2004-05) as offensive coordinator for the Buffalo Bills. In 2004, the offense increased its scoring output by 152 points and reduced its number of sacks allowed from 51 to 38. In 2005, RB Willis McGahee became the fifth running back in Bills history to register back-to-back 1,000-yard seasons and QB Kelly Holcomb set a club single-season record with a 67.4 completion percentage (now ranks No. 2 in team history).

Prior to joining the Bills, Clements served as Pittsburgh's quarterbacks coach for three seasons (2001-03), where he helped Tommy Maddox earn the Comeback Player of the Year award from *AP* in 2002. Clements also worked with Pittsburgh's Kordell Stewart (2001) and Kansas City's Elvis Grbac (2000) during each quarterback's best season, both culminating in Pro Bowl berths. Clements' first NFL coaching job came with the Saints (1997-99), where he tutored QBs Jake Delhomme and Kerry Collins.

Prior to his post with the Saints, Clements served under Lou Holtz as quarterbacks coach (1992-94) and wide receivers/assistant head coach (1995) at his alma mater, Notre Dame. While with the Fighting Irish, Clements coached eventual 1993 NFL Rookie of the Year QB Rick Mirer, and WR Derrick Mayes, the Packers' second-round draft pick in 1996. In addition, Clements tutored QB Ron Powlus, Notre Dame's career passing leader in attempts, completions, yardage and touchdowns at the time of his graduation.

Inducted into the Canadian Football League's Hall of Fame in 1994, Clements played QB for Ottawa (1975-78), Saskatchewan/Hamilton (1979), Hamilton (1981-82) and Winnipeg (1983-87) during a 12-year career in the CFL. Selected seven times as a divisional All-Star, Clements guided Ottawa (1976) and Winnipeg (1984) to Grey Cup championships, earning the Outstanding Offensive Player award in each game. The league's Rookie of the Year in 1975 and Most Valuable Player in 1987, Clements completed 2,807 of 4,657 passes (60.3 percent) for 39,041 yards and 252 touchdowns during his CFL career. He also spent one season, 1980, as a quarterback for Marv Levy's Kansas City Chiefs.

A three-year starter at Notre Dame (1972-74) under Ara Parshagian, Clements led the Irish to a 29-5 record, including an unblemished national championship season in 1973. An All-American in 1974, he finished fourth in Heisman Trophy balloting when Archie Griffin earned the award. Clements received his degree in economics from Notre Dame in 1975.


A licensed attorney, Clements worked from 1988-92 for Bell, Boyd & Lloyd (now known as K&L Gates), a Chicago-based law firm. He pursued his law degree during his playing career, graduating magna cum laude from Notre Dame's School of Law in 1986. In 1994, while on the Notre Dame coaching staff, Clements was an adjunct associate professor of law at the university's law school, where he taught "Sports and the Law."

Clements was born June 18, 1953, in McKees Rocks, Pa. He and his wife, Kathe, have a daughter, Stevie, and a son, Tommy.

## PACKERS QUARTERBACKS, 1948-2022

Moss, Perry, Illinois . . . . .	1948	Milan, Don, Cal Poly-San Luis O. . . . .	1975	Brunell, Mark, Washington . . . . .	1994
Heath, Stan, Nevada . . . . .	1949	Brown, Carlos, Pacific . . . . .	1975-76	Rubley, T.J., Tulsa . . . . .	1995
Christman, Paul, Missouri . . . . .	1950	Johnson, Randy, Texas A&I . . . . .	1976	McMahon, Jim, Brigham Young . . . . .	1995-96
O'Malley, Tom, Cincinnati . . . . .	1950	Dickey, Lynn, Kansas St. . . . .	1976-77, 79-85	Pederson, Doug, N.E. La. . . . .	1996-98, 2001-04
Rote, Tobin, Rice . . . . .	1950-56	Dowling, Brian, Yale . . . . .	1977	Bono, Steve, UCLA . . . . .	1997
Thomason, Bobby, Virginia Military . . . . .	1951	Whitehurst, David, Furman . . . . .	1977-83	Hasselbeck, Matt, Boston Coll. . . . .	1999-2000
Parilli, Babe, Kentucky . . . . .	1952-53, 57-58	Douglass, Bobby, Kansas . . . . .	1978	Wuerffel, Danny, Florida . . . . .	2000
Garrett, Bob, Stanford . . . . .	1954	Spruul, Dennis, Arizona State . . . . .	1978	Nall, Craig, Northwstern (La.) St. . . . .	2003-04, 07
Brackins, Charlie, Prairie View A&M . . . . .	1955	Pisarkiewicz, Steve, Missouri . . . . .	1980	O'Sullivan, J.T., UC Davis . . . . .	2004
Held, Paul, San Jose State . . . . .	1955	Troup, Bill, South Carolina . . . . .	1980	Rodgers, Aaron, California . . . . .	2005-22
Starr, Bart, Alabama . . . . .	1956-71	Campbell, Rich, California . . . . .	1981-84	Martin, Ingle, Furman . . . . .	2006
McHan, Lamar, Arkansas . . . . .	1959-60	Wright, Randy, Wisconsin . . . . .	1984-88	Flynn, Matt, Louisiana State . . . . .	2008-11, 13-14
Roach, John, S. Methodist . . . . .	1961-63	Zorn, Jim, Cal Poly-Pomona . . . . .	1985	Harrell, Graham, Texas Tech . . . . .	2012
Bratkowski, Zeke, Georgia . . . . .	1963-68, 71	Ferragamo, Vince, Nebraska . . . . .	1986	Tolzien, Scott, Wisconsin . . . . .	2013, 15
Claridge, Dennis, Nebraska . . . . .	1965	Fusina, Chuck, Penn State . . . . .	1986	Wallace, Seneca, Iowa State . . . . .	2013
Horn, Don, San Diego State . . . . .	1967-70	Shield, Joe, Trinity (Conn.) . . . . .	1986	Hudley, Brett, UCLA . . . . .	2016-17
Stevens, Bill, Texas-El Paso . . . . .	1968-69	Gillis, Willie, Norfolk State . . . . .	1987	Candler, Alan, Wesley . . . . .	2017
Norton, Rick, Kentucky . . . . .	1970	Risher, Alan, Louisiana State . . . . .	1987	Kizer, DeShone, Notre Dame . . . . .	2018
Patrick, Frank, Nebraska . . . . .	1970-72	Majkowski, Don, Virginia . . . . .	1987-92	Boyle, Tim, Eastern Kentucky . . . . .	2019-20
Hunter, Scott, Alabama . . . . .	1971-73	Kiel, Blair, Notre Dame . . . . .	1989-91	Benkert, Kurt, Virginia . . . . .	2021
Tagge, Jerry, Nebraska . . . . .	1972-74	Dilweg, Anthony, Duke . . . . .	1989-90	Love, Jordan, Utah State . . . . .	2021-22
Del Gaizo, Jim, Tampa . . . . .	1973	Tomczak, Mike, Ohio State . . . . .	1991		
Concannon, Jack, Boston College . . . . .	1974	Favre, Brett, S. Mississippi . . . . .	1992-2007		
Hadl, John, Kansas . . . . .	1974-75	Detmer, Ty, Brigham Young . . . . .	1993, 95		

*QB's who played in at least one official Packers game in the season listed*



# RYAN DOWNARD

## DEFENSIVE BACKS

Eighth NFL Season > Sixth Packers Season

(2022) as safeties coach and three seasons (2019-21) as assistant defensive backs coach.

Promoted to his current position on March 10, 2023, by Head Coach Matt LaFleur, Downard (DOWN-erd) originally joined the club on Jan. 24, 2018, as a defensive quality control coach. His first NFL experience came in 2014-15 when he served as a defensive assistant with the Cleveland Browns.

The 2022 season saw Downard help lead a unit that finished No. 6 in the league in passing defense (197.0 ypg), the fewest allowed by the Packers since 2010 (194.2 ypg). Green Bay was tied for No. 4 in the league with 17 interceptions, with 16 of them coming in Weeks 7-18, the most in the NFL over that span. The Packers gave up 28 points or less in 16 of 17 games, tied for the most in the league in '22. Green Bay also led the league in fourth-quarter INTs with 11.

Downard was part of a defensive staff in 2021 that helped the Packers finish in the top 10 in the NFL in total defense (328.2 ypg, No. 9), passing defense (219.1 ypg, No. 10), takeaways (26, t-No. 8) and INTs (18, t-No. 6). Downard also helped guide CB Rasul Douglas to a career year as Douglas returned two INTs for TDs, tied for the fourth most in a season in team history. Additionally, from Weeks 8-17, Douglas was tied for No. 1 in the NFL with five INTs and led the NFL with 105 yards on INT returns.

The 2020 season saw the Packers' young and talented secondary take another step forward with the assistance of Downard. Alexander earned second-team All-Pro honors from *The Associated Press*, becoming the first Green Bay CB to earn All-Pro honors since Charles Woodson in 2011. Alexander was also named to his first career Pro Bowl in 2020, making him one of three CBs in franchise history to make the Pro Bowl within his first three seasons (Herb Adlerley, 1963, third season; Willie Buchanon, 1973, second season).

S Darnell Savage also excelled in 2020, leading the team in INTs (four, t-No. 3 among NFL safeties) and ranking No. 2 in passes defended (12, No. 2 among NFL safeties). Savage finished No. 4 on the team with 75 tackles (56 solo) while also recording three tackles for a loss, a sack, two QB hits and a fumble recovery, all career highs.

Downard's first season working with the secondary in 2019 saw him help oversee a group that helped the Packers rank tied for No. 3 in the NFL with 17 INTs, their highest total since also recording 17 INTs in 2016. Five members of Green Bay's secondary recorded multiple INTs in 2019, the most by the team since it also had five in 2015. CB Kevin King had the best season of his career, posting career highs in interceptions (five, tied for No. 4 in NFL), passes defended (18) and tackles (59). The Packers ranked No. 6 in the NFL in opponent passer rating (81.1) and No. 4 in opponent completion percentage (59.7).

Downard also assisted in the development of Alexander in 2019 as he was named a Pro Bowl alternate and led the team with a career-high 23 passes defended. Savage, a first-round pick in 2019, was selected to the PFWA All-Rookie team.

In his first season with the Packers in 2018, Downard was part of a defensive staff that helped Green Bay rank tied for No. 8 in the league in sacks (44), the most by the Packers since they registered the same number in 2013. Green Bay's defense featured 16 different players with at least a half-sack in 2018, the second most in team history (since 1982) behind only the 1987 campaign (strike season) that had 17 players with a half-sack or more. The Packers ranked No. 12 in pass defense (234.5 ypg) in 2018 after the team finished No. 23 in the category in 2017.

Prior to coming to Green Bay, Downard spent two seasons at Bowling Green State, where he served as the safeties coach in 2017 after working as director of football operations in his first sea-



### AT A GLANCE ...



- Promoted to defensive backs coach on March 10, 2023, after serving as safeties coach for one season (2022) and assistant defensive backs coach for three seasons (2019-21). Originally joined the team on Jan. 24, 2018, as a defensive quality control coach.
- Part of a defensive staff in 2021 that helped the Packers finish in the top 10 in the NFL in total defense (328.2 ypg, No. 9), passing defense (219.1 ypg, No. 10), takeaways (26, t-No. 8) and interceptions (18, t-No. 6).
- In his first season helping oversee the Packers' secondary in 2019, the defense ranked tied for No. 3 in the NFL with 17 interceptions as five members of the secondary recorded multiple INTs. Additionally, S Darnell Savage was selected to the PFWA All-Rookie team.
- Coached safeties at Bowling Green State in 2017, where he was instrumental in the development of Marcus Milton, who tied for the team lead with three interceptions and ranked No. 4 on the team with 60 tackles in his first year after transitioning from cornerback.
- Spent the 2014-15 seasons with the Cleveland Browns as a defensive assistant. Was part of a staff that helped the Browns lead the league in opponent passer rating (74.1) and opponent completion percentage (57.1) and rank No. 2 in interceptions (21) in 2014.
- Played defensive back at Eastern Michigan (2007-10), where his six interceptions in 2007 ranked No. 2 in the country among freshmen and No. 12 overall in the nation.

### COACHING BACKGROUND

Years	College/Pro Team	Position Coached
2013	Univ. of Toledo .....	Graduate Assistant
2013	Texas Tech Univ. ....	Graduate Assistant
2014-15	Cleveland Browns .....	Defensive Assistant
2016	Bowling Green State Univ. ....	Dir. of Football Operations
2017	Bowling Green State Univ. ....	Safeties
2018	Green Bay Packers .....	Defensive Quality Control
2019-21	Green Bay Packers .....	Assistant Defensive Backs
2022	Green Bay Packers .....	Safeties
2023	Green Bay Packers .....	Defensive Backs

son at the school. As safeties coach, he was instrumental in the development of safety Marcus Milton, who tied for the team lead with three interceptions and ranked No. 4 on the team with 60 tackles in his first year after transitioning from cornerback. Downard also oversaw the development of Fred Garth, a junior-college transfer who led the Falcons with 95 total tackles. Garth's 95 tackles ranked No. 8 in the Mid-American Conference in 2017 and No. 1 among full-time defensive backs.

Downard spent the 2014-15 seasons as a defensive assistant with the Browns, assisting Cleveland's defensive backs in 2015 and the defensive line in 2014. In 2014, the Browns led the league in opponent passer rating (74.1) and opponent completion percentage (57.1) and ranked No. 2 in INTs (21). Cleveland's defense also was tied for No. 4 in the NFL in total takeaways (29) and ranked No. 9 in points allowed (21.1 ppg) that season. Prior to joining the Browns, Downard was a graduate assistant at Texas Tech and Toledo.

Downard played defensive back at Eastern Michigan (2007-10), where his six INTs in 2007 ranked No. 2 in the country among freshmen and No. 12 overall in the nation. His freshman campaign saw him earn Freshman All-America honorable mention from Scout.com. As a team captain his senior year, Downard finished No. 3 on the Eagles with 60 total tackles.

Downard was born June 22, 1988, in Lima, Ohio. He and his wife, Julie, live in Hobart, Wis., with their four sons, Jaxon, Camden, Hayes and Easton.



# JOHN DUNN

## TIGHT ENDS

### Seventh NFL Season > Third Packers Season

Entering his seventh season as a coach in the NFL, John Dunn begins his third season with the Packers and second as tight ends coach after being promoted on Feb. 5, 2022. Dunn served as a senior analyst in Green Bay in 2021 after being hired on March 1, 2021, by Head Coach Matt LaFleur. Dunn is entering his 20th season of coaching in college or the NFL.

In 2022, Dunn worked with TE Robert Tonyan, who posted a career-best 53 receptions, marking the second 50-plus-catch season of his career (52 in 2020) to tie Paul Coffman for the second most by a Packer tight end (Jermichael Finley, three). Among tight ends, Tonyan ranked No. 4 in the NFL with a 79.1 reception percentage.

In Dunn's first season with the Packers in 2021, he focused primarily on defensive self-scouting while working closely with defensive coordinator Joe Barry and the inside linebackers. The defense ranked in the top 10 in the league in total defense (No. 9, 328.2 ypg), passing defense (No. 10, 219.1 ypg), interceptions (t-No. 6, 18), takeaways (t-No. 8, 26) and defensive penalties (No. 5, 28).

In 2020 with the Jets, Dunn mentored TE Chris Herndon as he returned from an injury-laden 2019 season to finish No. 3 on the team in receptions (31) and tied for No. 2 in receiving TDs (three). In Dunn's first season with New York in 2019, TE Ryan Griffin, signed by the Jets before training camp, stepped up in Herndon's absence to post 34 catches for 320 yards (9.4 avg.) and a career-best five TDs. Griffin's five scores tied for No. 3 among AFC tight ends and made him the eighth TE in franchise history to post five-plus receiving TDs in a season.

Prior to joining the Jets, Dunn served as the offensive coordinator at the University of Connecticut in 2018. Dunn oversaw an offense that produced two 1,000-yard rushers as RB Kevin Mensah (1,045 yards) became the first UConn RB to surpass 1,000 yards rushing since 2011 and QB David Pindell (1,139 yards) established a school rushing record among quarterbacks. Pindell also earned a first-team All-New England selection from the New England Football Writers for his efforts.

Dunn earned his first NFL experience in two seasons with the Chicago Bears, first as a football assistant (2016) and then as an offensive assistant (2017). During his time with the Bears, Dunn worked with wide receivers and quarterbacks while also helping install offensive-line protections each week. With Dunn's help in 2017, QB Mitchell Trubisky set franchise rookie records with 196 completions and 2,193 passing yards in just 12 starts.

Before entering the NFL as a coach, Dunn spent five seasons (2011-15) at the University of Maryland as the school's tight ends coach/recruiting coordinator. While with the Terrapins, Dunn helped the team finish No. 9 nationally in red-zone scoring percentage (.914) during the 2014 season.



## AT A GLANCE ...



- Promoted to tight ends coach on Feb. 5, 2022. Originally joined the team on March 1, 2021, as a senior analyst.
- Entering his 20th season of coaching in college or the NFL.
- In 2022, worked with TE Robert Tonyan, who posted a career-best 53 receptions, marking the second 50-plus-catch season of his career (52 in 2020) to tie Paul Coffman for the second most by a Packer tight end.
- In 2020, mentored Jets TE Chris Herndon as he returned from an injury-laden 2019 season to finish No. 3 on the team in receptions (31) and tied for No. 2 in receiving TDs (three).
- Served as the offensive coordinator at the University of Connecticut in 2018 following two seasons in the NFL with the Chicago Bears (2016-17).
- Was a walk-on at North Carolina (2001-03), playing quarterback and tight end before a neck injury ended his career.

### COACHING BACKGROUND

Years	College/Pro Team	Position Coached
2004	Univ. of North Carolina.....	Student Assistant
2005	Univ. of North Carolina.....	Offensive Quality Control
2006-07	Univ. of North Carolina.....	Offensive Graduate Assistant
2008-09	Louisiana State Univ.....	Offensive Graduate Assistant
2010	Louisiana State Univ.....	Offensive Intern
2011-15	Univ. of Maryland.....	Tight Ends/Recruiting Coordinator
2016	Chicago Bears .....	Football Assistant
2017	Chicago Bears .....	Offensive Assistant
2018	Univ. of Connecticut.....	Offensive Coordinator
2019-20	New York Jets.....	Tight Ends
2021	Green Bay Packers .....	Senior Analyst
2022-23	Green Bay Packers .....	Tight Ends

Before his time at Maryland, Dunn worked three seasons (2008-10) at LSU, serving as an offensive graduate assistant from 2008-09 and as an offensive intern in 2010. Dunn helped coach the offensive line and quarterbacks while holding primary responsibility for the assimilation of the playbook and all computer drawings, practice scripts and game plans.

Dunn gained his first coaching experience at his alma mater, the University of North Carolina, working as a student assistant (2004), offensive quality control coach (2005) and offensive graduate assistant (2006-07) for the Tar Heels. In 2007, he helped WR Hakeem Nicks earn first-team All-Atlantic Coast Conference honors after setting a single-season school record with 74 receptions for 958 yards (12.9 avg.) and five TDs.

Dunn was a walk-on at North Carolina from 2001-03, playing quarterback and tight end before a neck injury ended his career. He graduated from UNC with a degree in exercise sport science. Dunn was born Aug. 7, 1983, in Shelby, N.C. He and his wife, Lindsay, live in Hobart, Wis., with their son, Carter, and daughter, Emerson.

## NFC NORTH COMPOSITE STANDINGS, 2002-PRESENT

	—Division—				—Overall—				—North Titles—	
	W	L	T	Pct	W	L	T	Pct	No.	Years
Green Bay	84	40	2	.667	210	126	2	.621	12	2002-04, 2007, 2011-14, 2016, 2019-21
Minnesota	67	57	2	.532	177	159	2	.524	5	2008-09, 2015, 2017, 2022
Chicago	55	71	0	.437	156	182	0	.462	4	2005-06, 2010, 2018
Detroit	44	82	0	.349	120	216	2	.355	0	

\*regular season only



# CONNOR LEWIS

## ASSISTANT QUARTERBACKS

Fourth Season as NFL Coach > Eighth Packers Season

Named to his current position on Feb. 1, 2022, Connor Lewis enters his second season as assistant quarterbacks coach and his eighth season with the Packers.

Originally hired as a football technology analyst intern in 2016, Lewis spent three seasons (2017-19) as a football technology analyst. He joined the coaching ranks as an offensive quality control coach in 2020 and then was promoted to special teams assistant/game management specialist in 2021.

In his role, Lewis works in support of quarterbacks coach Tom Clements and also assists the team with situational football and game management. In 2022, he assisted with QB Aaron Rodgers, who ranked tied for No. 5 in the NFL in completions of 20-plus yards (53) and No. 7 in TD passes (26). Lewis also worked with QB Jordan Love, who appeared in four games and completed 14 of 21 passes (66.7 pct.) for 195 yards and a TD and no INTs for a 112.2 rating.

In 2021 as a special teams assistant/game management specialist, Lewis worked closely with the special teams staff and focused on opponent scouting and game-plan preparation.

As an offensive quality control coach in 2020, Lewis worked with former offensive coordinator Nathaniel Hackett with a focus on coaching the offensive line, a unit that allowed one sack/zero sacks in 13 games on the season, tied for No. 1 in team history. T David Bakhtiari and C Corey Linsley were both named first-team All-Pro by *The Associated Press*, while Bakhtiari and G/T Elgton Jenkins each received Pro Bowl honors.

As a football technology analyst, Lewis assisted the offensive coaching staff in data analysis, playing roles and game management. He worked closely with director of football technology Mike Halbach on various projects to help the coaching staff be prepared for upcoming games.

Prior to arriving in Green Bay, Lewis spent the 2015 season as an independent consultant for the Oakland Raiders. He was instrumental in evaluating contracts and building a database for the Raiders to store personnel items. Lewis was also responsible for calculating projected values of contracts and verifying key financial metrics for players across the league.



### AT A GLANCE ...



- Promoted to assistant quarterbacks coach on Feb. 1, 2022, after one season as special teams assistant/game management specialist (2021); previously spent one season as offensive quality control coach (2020).
- First joined the Packers as a football technology analyst intern in 2016 and then spent three seasons (2017-19) as a football technology analyst.
- Served as an independent consultant for the Oakland Raiders (2015) and worked in the football analytics and information department with the New York Giants (2014).
- A graduate of Vanderbilt University, he spent three seasons working in the football office, assisting the director of player personnel, the director of recruiting and the coaching staff.

### COACHING BACKGROUND

Years	College/Pro Team	Position Coached
2020	Green Bay Packers	Offensive Quality Control
2021	Green Bay Packers	Special Teams Assistant/ Game Management Specialist
2022-23	Green Bay Packers	Assistant Quarterbacks

In his first role in the NFL, Lewis worked in the football analytics and information department with the New York Giants in 2014. He studied opponent trends and game-management situations to be used by the coaching staff. Lewis also assisted the coaching staff with self-scouting and opponent analysis.

Lewis earned his bachelor's degree in mathematics with a corporate strategy minor at Vanderbilt University (2010-14). While attending school, he spent three seasons working in the football office (2012-14), assisting the director of player personnel, the director of recruiting and the coaching staff. Lewis worked primarily with player personnel in evaluating high school prospects. He also spent time with the ticket-services department with the Tennessee Titans while attending school.

Born in Littleton, Colo., Lewis was a three-year letterman at Chatfield Senior High School (2006-2010) in Littleton, earning all-conference honors as an OLB in 2009. He also lettered in lacrosse for three years. Lewis currently resides in Green Bay with his wife, Krista.

## FIRST QUARTERBACKS

**Adolph Kliebhan** was the starting quarterback in the Packers' first NFL game, it played against the Minneapolis Marines on Oct. 23, 1921. **Curly Lambeau** would replace him by the second quarter, if not earlier, and would be the first and last game of Kliebhan's NFL career. Why he started is anybody's guess.

The Packers played four non-league games prior to facing the Marines, and Kliebhan appeared in three, filling in at quarterback, fullback and right halfback. But he didn't play the week before against Beloit.

**Art Schmaehl** started at quarterback in the Packers' second league game, against Rock Island, before Lambeau started the final four. Lambeau had started at right halfback in the four non-league games and then at fullback against Rock Island.

In 1922, the Packers signed **Charlie Mathys**, a Green Bay native who had played for the Hammond Pros in 1921. Mathys would start every game at quarterback over the next three seasons and maintain a hold on the job until partway through 1926. Lambeau would start 46 of 67 games from 1922-27, but mostly at right halfback, before his playing time would drastically diminish in 1928.

In 1927, the Packers signed **Red Dunn**, who had led the Chicago Cardinals to the 1925 NFL championship, and he would quarterback them through the 1931 season, winning three more NFL titles.

Future Pro Football Hall of Famer **Arnie Herber** would move into the lineup on a regular basis in 1932, playing mostly right halfback in Lambeau's revised Notre Dame Box offense and taking the Packers' passing game to new heights.

Dunn was the last of the Packers' quarterbacks in the Notre Dame Box to call signals, pass and run. Thereafter, Lambeau used his quarterback as a blocking back until he finally switched to a variation of the T-formation in 1947.





## RYAN MAHAFFEY

### ASSISTANT OFFENSIVE LINE

Third Season as NFL Coach > Third Packers Season

Ryan Mahaffey enters his third season with the Packers and his second season as assistant offensive line coach, having been promoted to the position on Feb.

1, 2022.

Mahaffey (muh-HAFF-ee), was initially hired by Head Coach Matt LaFleur on March 1, 2021, as an offensive quality control coach after two years as the offensive coordinator (2019-20) at Northern Iowa.

Last season, Mahaffey assisted Luke Butkus with an offensive line that ranked No. 7 in the NFL with 32 sacks allowed, including 17 in Weeks 7-18, which tied for the third fewest in the league over that span. He also helped guide G/T Elgton Jenkins to his second Pro Bowl selection, his second in the last three seasons. The line helped RB Aaron Jones register a career-high 1,121 rushing yards (No. 9 in the NFL) and rank No. 2 in the league among RBs with an average of 5.26 yards per carry.

In 2021, Mahaffey was part of a staff that helped the offense rank in the top 10 in the league in passing offense (No. 8, 253.8 ypg), total offense (No. 10, 365.6 ypg), scoring offense (No. 10, 26.5 ppg), giveaways (1-No. 1, 13) and time of possession (No. 1, 32:43). Assisting with the tight ends, he worked with veteran TE Mercedes Lewis, who posted 23 receptions for 214 yards (9.3 avg.), his most catches since joining the Packers in 2018. Mahaffey also helped develop TE Josiah Deguara, who led Green Bay tight ends with 25 receptions for 245 yards (9.8 avg.) and two touchdowns.

In Mahaffey's first season leading the offense at Northern Iowa in 2019, the Panthers tied a school record with eight home wins, finished No. 2 in the Missouri Valley Football Conference with a 6-2 conference record and advanced to the Football Championship Subdivision (FCS) quarterfinals, ending the season with a No. 5 national ranking. QB Will McElvain threw for an MVFC freshman-record 2,778 yards and 20 TDs and was named a third-team All-American by *Phil Steele's College Football* and a Jerry Rice National Freshman of the Year semifinalist. WR Isaiah Weston was a first-team All-MVFC selection after recording 43 catches for 1,053 yards (FCS-best 24.49 avg.).

From 2017-18, Mahaffey spent two seasons as the tight ends coach at Western Kentucky. During the 2018 season, Mahaffey helped TE Mik'Quan Deane earn second-team All-Conference USA honors after leading the team in receiving TDs (six) while ranking No. 2 in receptions (44) and receiving yards (530).

In his first season with the Hilltoppers in 2017, Mahaffey's TEs helped the WKU offense rank No. 7 nationally in passing yards per game (335.0) and No. 8 in completion percentage (66.0). TE Deon Yelder posted 688 receiving yards and 52 points scored, both single-season school records among TEs. A fifth-year senior and former walk-on who had not recorded a reception prior to the 2017 season, Yelder was invited to play in the 2017 Reese's Senior Bowl and has appeared in 29 career games for the Kansas City Chiefs and Tampa Bay Buccaneers.

Mahaffey arrived at Western Kentucky after serving as Northern Iowa's co-offensive coordinator/WRs coach in 2016. He helped three offensive players pick up All-MVFC honors for the Panthers in 2016, including OL Trevor Hanson (second team), OL Robert Rathje (second team) and RB Michael Malloy (honorable mention). He also coached WR Daurice Fountain, a fifth-round selection (No. 159 overall) by the Indianapolis Colts in 2018.



### AT A GLANCE ...



- Joined the Packers on March 1, 2021, as offensive quality control coach and was promoted to assistant offensive line coach on Feb. 1, 2022.
- Enters his third season with the Packers after coaching eight years at the collegiate level.
- In 2022, assisted with a line that ranked No. 7 in the NFL in sacks allowed (32).
- In his first season leading the offense at Northern Iowa in 2019, helped the Panthers tie a school record with eight home wins and advance to the Football Championship Subdivision (FCS) quarterfinals.
- Appeared in 51 games with 43 starts as a fullback/tight end at Northern Iowa and twice earned second-team All-Missouri Valley Football Conference honors.
- Signed with the Baltimore Ravens as an undrafted free agent in June 2011 and went on to appear in five games that season with the Indianapolis Colts.

### COACHING BACKGROUND

Years	College/Pro Team	Position Coached
2013	Univ. of Northern Iowa.....	Recruiting Coordinator/TEs
2014-15	Univ. of Notre Dame.....	Graduate Assistant/WRs
2016	Univ. of Northern Iowa....	Co-Offensive Coordinator/WRs
2017-18	Western Kentucky Univ.....	Tight Ends
2019-20	Univ. of Northern Iowa.....	Offensive Coordinator
2021	Green Bay Packers.....	Offensive Quality Control
2022-23	Green Bay Packers.....	Assistant Offensive Line

Prior to returning to UNI, Mahaffey spent two years (2014-15) as a graduate assistant/WRs coach at Notre Dame, where he worked with LaFleur, who coached the Fighting Irish's quarterbacks in 2014. During his stint in South Bend, Mahaffey helped coach WR Will Fuller, who earned second-team All-America honors from *The Associated Press* following the 2015 season and was selected by the Houston Texans with the No. 21 overall pick in the 2016 NFL Draft.

Mahaffey gained his first coaching experience with Northern Iowa in 2013, when he served as the recruiting coordinator and tight ends coach.

A former fullback/tight end, Mahaffey signed with the Baltimore Ravens as an undrafted free agent in June 2011 and went on to appear in five games that season with the Indianapolis Colts. He also spent time with the Miami Dolphins in 2012.

Mahaffey was a four-year letterwinner at Northern Iowa (2007-2010), seeing action as TE and FB. He played in 51 career games with 43 starts, recording 28 catches for 251 yards (9.0 avg.) and six TDs. Mahaffey was a two-time second-team All-MVFC selection (2008, 2009) and was named to the MVFC All-Newcomer team as a redshirt freshman in 2007. He was team captain in 2010 and named to the MVFC All-Academic team twice in his career. Mahaffey attended Grinnell (Iowa) High School, where he earned first-team all-state honors from the *Des Moines Register* and third-team all-state recognition from the Iowa Newspaper Association.

Born Nov. 28, 1987, in Des Moines, Iowa, Mahaffey earned a degree in economics at Northern Iowa in 2011. He and his wife, Molly, live in De Pere, Wis., with their two sons, Trace and Sterling, and daughter, Jordan (JoJo).



# KIRK OLIVADOTTI

INSIDE LINEBACKERS

21st NFL Season > Fifth Packers Season

Entering his 21st season as a coach in the NFL, Kirk Olivadotti begins his fifth year with the Packers in 2023 as the club's inside linebackers coach.

Named to his position on Jan. 24, 2019, by Head Coach Matt LaFleur, Olivadotti (ah-luh-vuh-DOT-ee) came to Green Bay after spending 16 seasons with the Washington Redskins (2000-10, 2014-18). He is one of 11 members on the team's assistant coach honor roll, which recognizes coaches with 10-plus seasons of service as an assistant in Washington. Olivadotti served as the inside linebackers coach at the University of Georgia from 2011-13.

In 2022, Olivadotti led the development of first-round selection LB Quay Walker as he was named to the PFWA's All-Rookie team, the first Green Bay inside LB to be selected to the team since A.J. Hawk in 2006. Walker led the Packers and ranked No. 2 among NFL rookies with 119 total tackles, the fifth most by a Green Bay rookie since 1975. He also led the team, was No. 2 among rookies and was tied for No. 6 in the NFL in 2022 with three forced fumbles.

Olivadotti also helped the Packers to become one of only four teams in 2022 (Baltimore, Kansas City, N.Y. Jets) to hold 16 opponents under 30 points during the regular season, a franchise single-season high. Green Bay's defense also finished the 2022 season No. 5 in the NFL in goal-to-go percentage (63.64), No. 8 in third-down percentage (37.63) and No. 10 in first downs/game (18.9).

The 2021 season saw Olivadotti coach sixth-year LB De'Vondre Campbell to the best season of his career. Campbell, who joined the Packers as a free agent in June 2021, was named first-team All-Pro by *The Associated Press* in 2021, becoming the first Packers inside linebacker to earn first-team All-Pro honors since Ray Nitschke in 1966. Campbell started all 16 games he appeared in and led the Packers with a career-high 145 tackles (101 solo) while adding two interceptions, two sacks, six tackles for a loss (No. 3 on team), five passes defensed, two forced fumbles and a fumble recovery.

Olivadotti was part of a defensive staff in 2021 that helped the Packers finish in the top 10 in the NFL total defense (328.2 ypg, No. 9), passing defense (219.1 ypg, No. 10), takeaways (26, t-No. 8) and interceptions (18, t-No. 6).

In 2020, Olivadotti relied on significant contributions from a pair of rookie linebackers, Krys Barnes and Kamal Martin, as they combined to appear in 23 games with 16 starts. Barnes played in 13 games with 10 starts and led all NFL undrafted rookies with 78 tackles (47 solo) and five tackles for a loss. He also started both of the team's playoff games, leading the Packers with 13 tackles. Barnes became just the third undrafted player in the NFL since 2000 to record 75-plus tackles as a rookie (Paul Worflow and Joplo Bartu, 2013) as he averaged six tackles per game, ranking No. 3 among NFL undrafted rookies since 2000 (min. 40 tackles). He also became the first undrafted rookie LB to start a season opener for the Packers since the 1970 NFL/AFL merger, doing so at Minnesota (Sept. 13, 2020).

Olivadotti's first season in Green Bay in 2019 saw him lead a group that featured LB Blake Martinez, who set the franchise single-season record (since 1975) with 203 tackles (127 solo), eclipsing LB Nick Barnett's mark of 194 tackles in 2005. Additionally, Olivadotti's linebackers helped Green Bay's defense finish No. 9 in the NFL in points allowed (19.6 ppg.), the first time the Packers had finished in the top 10 in the league in the category since 2010.

In 2018, he tutored LB Mason Foster, who led Washington with a career-high 131 tackles (81 solo) and added a career-best two INTs. Olivadotti also worked with LB Zach Brown, who



## AT A GLANCE ...



- Joined the Packers on Jan. 24, 2019.
- In 2022, led the development of first-round selection LB Quay Walker as he was named to the PFWA's All-Rookie team, the first Green Bay inside LB to be selected to the team since A.J. Hawk in 2006. Walker led the Packers and ranked No. 2 among NFL rookies with 119 total tackles, the fifth most by a Green Bay rookie since 1975.
- Helped guide LB De'Vondre Campbell to the best season of his career in 2021 as he was named first-team All-Pro by *The Associated Press* after he led the Packers defense with a career-high 145 tackles (101 solo). Campbell was the first Packers inside linebacker to earn first-team All-Pro honors since Ray Nitschke in 1966.
- Tutored LB Blake Martinez in 2019 as he set the Packers' single-season record (since 1975) with 203 tackles (127 solo), eclipsing LB Nick Barnett's mark of 194 tackles in 2005.
- Prior to coming to Green Bay, spent 16 seasons with the Washington Redskins (2000-10, 2014-18). Is one of 11 members on the team's assistant coach honor roll, which recognizes coaches with 10-plus seasons of service as an assistant in Washington.
- Was on staffs that helped Washington finish in the top 10 in the league in overall defense in eight seasons (2000-02, 2004-05, 2007-09).
- In 2009, tutored a pair of linebackers to their first career Pro Bowls, with London Fletcher earning the honor for the first time in his 12 years in the league and Brian Orakpo becoming the first Washington defensive rookie to be selected since the 1970 AFL-NFL merger.
- Coached inside linebackers at the University of Georgia from 2011-13, including Alec Ogletree, who was selected by the St. Louis Rams in the first round (No. 30 overall) in the 2013 NFL Draft. Helped the Bulldogs win two SEC East titles and 30 games during his three seasons at the school.
- Began his coaching career on the collegiate level in 1997 at Maine Maritime Academy as the wide receivers/tight ends coach for one season. Worked at Indiana State for two seasons (1998-99) as an assistant before making the transition to the NFL.

## COACHING BACKGROUND

Years	College/Pro Team	Position Coached
1997	Maine Maritime Academy	Wide Receivers/Tight Ends
1998-99	Indiana State Univ.	Assistant Coach
2000-03	Washington Redskins	Defensive Quality Control/ Defensive Backs Assistant
2004-05	Washington Redskins	Defensive Quality Control/ Special Teams Assistant
2006	Washington Redskins	Defensive Line Assistant/ Special Teams Assistant
2007-09	Washington Redskins	Linebackers
2010	Washington Redskins	Defensive Assistant
2011-13	Univ. of Georgia	Inside Linebackers
2014-18	Washington Redskins	Inside Linebackers
2019-23	Green Bay Packers	Inside Linebackers

finished No. 2 on the team with 96 tackles (69 solo), including 10 tackles for a loss, a sack and two forced fumbles. Brown led the team with 127 tackles (84 solo) in 2017, the most by a Washington player since LB London Fletcher in 2012 (139).

In 2016, Olivadotti guided LB Will Compton, who entered the league as an undrafted free agent in 2013, to a career-high 104 tackles (60 solo), five passes defensed, two fumble recoveries, a forced fumble and an INT.

In 2015, Olivadotti coached a unit that helped Washington to an NFC East title despite featuring a rotating cast of players due to injuries. Keenan Robinson and Perry Riley Jr. began the season as the starters on the inside, but with both sustaining

injuries, Olivadotti developed Compton into a reliable starter as he ranked No. 2 on the club with 93 tackles (51 solo).

In his first season back in Washington in 2014, Olivadotti helped Robinson shine in his first season as a starter. Despite missing three games, Robinson led the team with 108 tackles (70 solo), including a 14-tackle effort vs. Tennessee in Week 7 that earned him NFC Defensive Player of the Week honors.

At Georgia, Olivadotti coached an inside-linebacker group that featured Alec Ogletree, who was selected in the first round (No. 30 overall) by the St. Louis Rams in the 2013 NFL Draft. Olivadotti was part of a staff that helped the Bulldogs win two SEC titles and 30 games during his three seasons at the school. In 2011, Georgia ranked No. 5 in the nation in total defense (277.2 ypg) and No. 15 in scoring defense (19.2 ppg).

During Olivadotti's initial stint with Washington (2000-10), the team finished in the top 10 in the NFL in total defense eight times (2000-02, 2004-05, 2007-09), allowing 313.1 yards per game over that span (No. 7 in the NFL).

In 2009, Olivadotti tutored a pair of linebackers to their first career Pro Bowls, with Fletcher earning the honor for the first time in his 12 years in the league and Brian Orakpo becoming the first Washington defensive rookie to be selected since the 1970 AFL-NFL merger. Fletcher led the team with 172 tackles (108 solo), while Orakpo set a team rookie record with 11 sacks, which led all NFL rookies in 2009 and was tied for the most among NFC linebackers with Cowboys LB DeMarcus Ware.

In 2008, Olivadotti's linebackers played a pivotal role in Washington ranking No. 4 in the league in overall defense (288.8 ypg), No. 6 in points allowed (18.5 ppg) and No. 8 in rushing defense (95.4 ypg). In his first season as linebackers

coach in 2007, the team finished No. 8 in the NFL in overall defense (305.3 ypg) and No. 4 in rushing defense (91.3 ypg) as the tandem of Fletcher (156) and Rocky McIntosh (105) finished as the team's top tacklers.

In 2006, Olivadotti served as defensive line assistant/special teams assistant for Washington. He also assisted with the special teams in 2004-05 in addition to working as a defensive quality control coach. Olivadotti served as a defensive quality control coach for his first four seasons (2000-03) with the team and also assisted with the defensive backs. He was a part of staffs that helped Washington rank No. 3 in the league in overall defense in 2004 (267.6 ypg, No. 4 in team history), No. 5 in 2002 (299.2 ypg) and No. 4 in 2000 (280.1 ypg).

Olivadotti began his coaching career on the collegiate level in 1997 at Maine Maritime Academy, where he worked with the wide receivers and tight ends for one season. He then spent two seasons as an assistant coach at Indiana State University (1998-99) before making the transition to the NFL.

Olivadotti was a four-year letterwinner as a wide receiver at Purdue from 1993-96. His father, Tom, was a defensive assistant coach in the NFL for 21 seasons with the Cleveland Browns (1985-86), Miami Dolphins (1987-95), Minnesota Vikings (1996-99), N.Y. Giants (2000-03) and Houston Texans (2004-05). He also was the defensive coordinator for the University of Miami in 1983 when the Hurricanes won their first national title.

Born Jan. 1, 1974, in Wilmington, Del., Olivadotti earned his bachelor's degree in education and his master's degree in education administration, both from Purdue. He and his wife, Keely, have a daughter, Kasyn, and a son, Kruz.

## OVERTIME PROCEDURES

### MODIFIED SUDDEN-DEATH OVERTIME

For the 2010 postseason, the NFL installed a modified sudden-death system to determine the winner when the score is tied at the end of regulation. In 2012, the system was expanded to cover all NFL games, including regular-season and preseason games. In 2022, the system was expanded for postseason games only to allow each team the opportunity to possess the ball.

Modified sudden death guarantees each team a possession or the opportunity to possess, unless the team that receives the opening kickoff scores a touchdown on its initial possession.

**Possession:** Actual possession of the ball with complete control. The defense gains possession when it catches, intercepts or recovers a loose ball.

**Opportunity to possess:** The opportunity to possess occurs only during kicking plays. A kickoff is an opportunity to possess for the receiving team. If the kicking team legally recovers the kick, the receiving team is considered to have had its opportunity. A punt or a field goal that crosses the line of scrimmage and is muffed by the receiving team is considered to be an opportunity to possess for the receivers. Normal touching rules by the kicking team apply.

### REGULAR SEASON

- At the end of regulation time, the Referee will immediately toss a coin at the center of the field in accordance with rules pertaining to the usual pregame toss. The captain of the visiting team will call the toss prior to the coin being flipped.
- Following a three-minute intermission after the end of the regulation game, there shall be a maximum of one 10-minute period. Each team must possess or have the opportunity to possess the ball unless the team that has the ball first scores a touchdown on its initial possession. Play continues in sudden death until a winner is determined, and the game automatically ends upon any score (by safety, field goal or touchdown) or

when a score is awarded by the Referee for a palpably unfair act. If a touchdown is scored, the game is over, and the Try is not attempted. Each team shall be entitled to two timeouts, and if there is an excess timeout, the usual rules shall apply. Disqualified players are not allowed to return.

- If the score is tied at the end of the 10-minute overtime period, the game shall result in a tie.
- **Instant Replay:** No challenges. Reviews to be initiated by the replay assistant.

### POSTSEASON

- At the end of regulation time, the Referee will immediately toss a coin at the center of the field in accordance with rules pertaining to the usual pregame toss. The captain of the visiting team will call the toss prior to the coin being flipped.
- Following a three-minute intermission after the end of the regulation game, play will be continued in 15-minute periods until a winner is declared.
- Both teams must have the opportunity to possess the ball at least once during the extra period, unless the team kicking off to start the overtime period scores a safety on the receiving team's initial possession, in which case the team that kicked off is the winner. If the team that possesses the ball first does not score on its initial possession, or if the score is tied after each team has had its opportunity to possess the ball, the team next scoring by any method shall be the winner.
- If the score is tied at the end of a 15-minute overtime period, or if the second team's initial possession has not ended, another overtime period will begin, and play will continue, regardless of how many 15-minute periods are necessary. Each team has three timeouts per half and all general timing provisions apply as during a regular game. Disqualified players are not allowed to return.
- **Instant Replay:** No challenges. Reviews to be initiated by the replay assistant.



# JASON REBROVICH

## PASS RUSH SPECIALIST

10th NFL Season > Second Packers Season

Entering his 10th season coaching in the NFL, Jason Rebrovich begins his second year with the Packers in 2023 and first as pass rush specialist after being promoted on March 10, 2023.

Originally named outside linebackers coach on Feb. 18, 2022, by Head Coach Matt LaFleur, Rebrovich (reb-row-vitch) came to Green Bay after working with the Jacksonville Jaguars for four seasons, serving as the defensive line coach in 2019-20 and the assistant defensive line coach in 2017-18. Prior to Jacksonville, he coached with the Buffalo Bills for four seasons (2013-16) and spent 12 seasons (2001-12) coaching at the collegiate level.

In his first season in Green Bay in 2022, Rebrovich worked closely with veteran OLBs Preston Smith and Rashan Gary, as well as rookie fifth-round pick Kingsley Enagbare. Gary continued his ascension as one of the NFL's best young pass rushers under Rebrovich in 2022 before sustaining a season-ending injury in Week 9. Prior to his injury, Gary ranked in the top 10 among NFL linebackers in QB hits (12, t-No. 6), sacks (six, t-No. 8) and pressures (27, No. 9) according to TruMedia. Smith finished last season with a team-leading 8½ sacks and a team-high 20 QB hits. Enagbare tallied three sacks in 2022, tied for No. 8 in the NFL among rookies and the most by a Green Bay rookie since DE Datone Jones (3½) in 2013.

In 2020 with the Jaguars, Rebrovich tutored DL Dawuane Smoot, who led the team in sacks (5½) and QB hits (career-high 17). In 2019, Rebrovich oversaw the development of DE Josh Allen, who led all NFL rookies and broke the single-season franchise record for rookies with 10½ sacks on his way to earning All-Rookie honors from the PFWA. Rebrovich also tutored DL Calais Campbell, who was named to his third consecutive Pro Bowl in '19, and DE Yannick Ngakoue, who was the only player in the league in 2019 to register eight-plus sacks, multiple forced fumbles and an INT return for a touchdown.

As the Jaguars' assistant defensive line coach in 2017-18, Rebrovich helped Campbell become the first player in team history to post 10-plus sacks in back-to-back seasons. In 2017, the Jaguars ranked No. 2 in the league with 55 sacks, the second most in a season in team history, as three defensive linemen earned Pro Bowl recognition (Campbell, Ngakoue, Malik Jackson). Campbell earned first-team All-Pro honors from *The Associated Press* and set franchise records for sacks in a season (14½) and sacks in a game (4.0 at Houston in Week 1).

Rebrovich held multiple positions with the Bills, serving as the defensive line coach in 2016, the outside linebackers coach in 2015, the assistant defensive line coach in 2014 and as a defensive quality control coach in 2013. In his four seasons with Buffalo, the Bills were tied for No. 3 in the NFL over that span with 171 sacks and posted back-to-back seasons with 50-plus sacks (2013-14) for the first time in team history.

In 2016, Rebrovich's line helped the Bills rank No. 6 in the league in pass defense (223.9 ypg) and No. 8 in sacks (39). As the assistant defensive line coach in 2014, Rebrovich helped the Bills lead the league with 54 sacks, with three different defensive linemen recording a double-digit sack total (Mario Williams, 14½; Marcell Dareus, 10; Jerry Hughes, 10). The Bills also ranked in the top five in the NFL in '14 in opponent passer rating (No. 2, 74.5), points allowed (No. 4, 18.1 ppg), total defense (No. 4, 312.2 ypg) and passing defense (No. 3, 205.8 ypg). In Rebrovich's first season with the team in 2013, he was part of a staff that helped the Bills register a franchise-record 57 sacks. Buffalo ranked No. 1 in the NFL in '13 in opponent completion percentage (55.3), No. 2 in interceptions (23), No. 3 in opponent passer rating (74.9), No. 4 in passing yards allowed

### AT A GLANCE ...



- Joined the Packers as outside linebackers coach on Feb. 18, 2022, and was promoted to pass rush specialist on March 10, 2023.
- Has 21 years of coaching experience, including eight seasons in the NFL with the Buffalo Bills (2013-16) and the Jacksonville Jaguars (2017-20).
- Oversaw the development of Jaguars DE Josh Allen in 2019, who led all NFL rookies and broke the single-season franchise record for rookies with 10½ sacks on his way to earning All-Rookie honors.
- Also worked with DL Calais Campbell in Jacksonville, who was named to his third consecutive Pro Bowl in '19, and DE Yannick Ngakoue, who was the only NFL player in 2019 to register eight-plus sacks, multiple forced fumbles and an INT return for a touchdown.
- As the Jaguars' assistant defensive line coach in 2017-18, helped Campbell become the first player in team history to post 10-plus sacks in back-to-back seasons.
- In his four seasons with Buffalo in various roles on the defensive coaching staff, helped the Bills rank tied for No. 3 in the NFL over that span with 171 sacks, highlighted by a franchise-record 57 sacks in 2013.
- Prior to entering the NFL coaching ranks, spent 12 seasons coaching at the collegiate level at Syracuse (2011-12), SUNY Cortland (2008-10, 2001-03), Ferris State (2005-07) and Concord (2004).

### COACHING BACKGROUND

Years	College/Pro Team	Position Coached
2001-03	SUNY Cortland	Defensive Line/ Head Strength and Conditioning
2004	Concord Univ.	Defensive Line/ Head Strength and Conditioning
2005-07	Ferris State Univ.	Defensive Line/ Head Strength and Conditioning
2008-10	SUNY Cortland	Defensive Coordinator
2011-12	Syracuse Univ.	Defensive Quality Control
2013	Buffalo Bills	Defensive Quality Control
2014	Buffalo Bills	Assistant Defensive Line
2015	Buffalo Bills	Outside Linebackers
2016	Buffalo Bills	Defensive Line
2017-18	Jacksonville Jaguars	Assistant Defensive Line
2019-20	Jacksonville Jaguars	Defensive Line
2022	Green Bay Packers	Outside Linebackers
2023	Green Bay Packers	Pass Rush Specialist

(204.4 ypg) and tied for No. 6 in takeaways (30).

Prior to joining the Bills, Rebrovich spent the 2011-12 seasons as a defensive quality control coach at Syracuse. From 2008-10, he served as the defensive coordinator at his alma mater, SUNY Cortland, helping the Red Dragons post a 10-2 record in 2010 and an 11-2 mark in 2008 as the team advanced to the Division III quarterfinals. Rebrovich worked as the defensive line coach and the head strength and conditioning coach at Ferris State from 2005-07 and at Concord in 2004. He began his coaching career at SUNY Cortland, serving as the defensive line coach and head strength and conditioning coach from 2001-03.

Rebrovich played two seasons on the defensive line at SUNY Cortland, recording 40 tackles and 28 QB hurries in eight games as a senior in 1999. He played two seasons at Alfred State College before attending Cortland, serving as a team captain and earning the team's Most Improved Player award in 1997.

Rebrovich was born March 15, 1978, in Clarence, N.Y. He and his wife, Trisha, have two daughters, Reese and Madison, and a son, Chase.





# BEN SIRMANS

## RUNNING BACKS

12th NFL Season > Eighth Packers Season

Ben Sirmans enters his 12th NFL season as an assistant coach in 2023 and his eighth with Green Bay as the team's running backs coach. Originally named to his position on Feb. 17, 2016, and retained by Head Coach Matt LaFleur on Jan. 31, 2019, Sirmans previously spent four seasons with the St. Louis Rams (2012-15) after 16 seasons in the college ranks.

Sirmans has worked with RB Aaron Jones for all six of Jones' seasons in the NFL as he became only the third player in NFL history to post 5,000-plus rushing yards and 60-plus scrimmage TDs and average 5.0-plus yards per carry in his first six seasons (2017-22), joining RBs Jim Brown (1957-62) and Adrian Peterson (2007-12). Among RBs with 850-plus career carries, Jones ranks No. 4 in league history with an average of 5.11 yards per carry.

In 2022, Sirmans worked with Jones as he posted a career-high 1,121 rushing yards on 213 carries, a 5.26-yard average that ranked No. 2 in the league among RBs. Jones added a career-high 59 catches, the most by a Green Bay RB since Ahman Green (62) in 2001. Sirmans also tutored RB AJ Dillon, who rushed for a career-high seven TDs along with 770 yards, one of only two running backs in the league (Steelers RB Najee Harris) to rush for 750-plus yards and play in all 17 games each of the last two seasons (2021-22).

In 2021, Sirmans mentored Jones (1,190) and Dillon (1,116) as they became only the second RB duo in team history to both register 1,100-plus yards from scrimmage in the same season, joining RBs John Brockington (1,270) and MacArthur Lane (1,106) in 1972. Jones finished with a career-high six receiving TDs in 2021, the most in a season by a Green Bay RB since Johnny "Blood" McNally had 11 in 1931.

Under Sirmans' guidance in 2020, Jones earned his first career Pro Bowl selection after recording a career-high 1,104 yards on 201 carries with nine TDs and a franchise-record average of 5.49 yards per rush attempt (min. 200 att.), joining Green (2000-01) as the only Packers with 1,000-plus rushing yards, nine-plus rushing TDs and 45-plus receptions in back-to-back seasons. Sirmans also helped RB Jamaal Williams record his fourth consecutive season of 450-plus rushing yards and 200-plus receiving yards, while Dillon, as a rookie, became the youngest player in team history (per Elias) to post 100-plus rushing yards and two-plus rushing TDs in a game when he finished with a career-high 124 rushing yards and two TDs on 21 carries (5.9 avg.) vs. Tennessee in Week 16.

In 2019, Sirmans tutored Jones, who had a career-best 16 rushing TDs, which was tied for the most in the NFL in '19 and was the second most in franchise history behind FB Jim Taylor (19 in 1962). Jones posted 1,084 rushing yards on 236 carries (4.6 avg.), the first 1,000-yard rusher for the Packers since RB Eddie Lacy in 2014, while his 236 attempts were the fewest carries needed by a 1,000-yard rusher in team history since Brockington in 1971 (1,105 yards on 216 carries). Jones (49) and Williams (39) were the only running-back duo in the NFL to both have 35-plus receptions and multiple receiving TDs in 2019. As a group, Sirmans' backfield combined for the most receptions (101) by Green Bay RBs/FBs since 2006, the most receiving yards (881) since 2005 and the most receiving TDs (eight) since 2003.

Sirmans' third season in Green Bay saw him help guide the Packers to 1,667 rushing yards on 333 attempts, an average of 5.01 yards per carry that was the second-best mark in team history and ranked No. 2 in the league in 2018. Jones led the NFL (min. 100 att.) in yards per carry (5.47) in '18, the first Packer to lead the league in the category since the NFL went to a 16-game schedule in 1978.

In 2017, Sirmans first worked with Williams and Jones as they became the first rookie duo in franchise history to both rush for 400-

### AT A GLANCE ...



- Joined the Packers on Feb. 17, 2016, as running backs coach.
- Enters his 12th season as an NFL coach after 16 seasons at the collegiate level.
- Has helped RB Aaron Jones become only the third player in NFL history to post 5,000-plus rushing yards and 60-plus scrimmage TDs and average 5.0-plus yards per carry in his first six seasons (2017-22), joining RBs Jim Brown (1957-62) and Adrian Peterson (2007-12).
- In 2021, tutored Jones (1,190) and RB AJ Dillon (1,116) as they became only the second RB duo in team history to both register 1,100-plus yards from scrimmage in the same season.
- Mentored Jones as he finished the 2020 season with 1,104 yards (No. 4 in the NFL) on 201 carries, setting a franchise record (min. 200 att.) with an average of 5.49 yards per rush attempt.
- In 2018, helped guide a run game that averaged 5.01 yards per carry (1,667 yards on 333 attempts) as the Packers posted the second-best average in team history and ranked No. 2 in the league in the category.
- Helped RB Ty Montgomery transition from wide receiver in 2016 and lead the NFL (min. 75 att.) with an average of 5.94 yards per carry.
- Tutored RB Todd Gurley, who was named Offensive Rookie of the Year by *The Associated Press* in 2015, as well as RBs Zac Stacy and Tre Mason, while in St. Louis.
- A four-year letterman and starter at Maine, he earned all-conference and All-New England honors his senior year after rushing for 1,214 yards.

### COACHING BACKGROUND

Years	College/Pro Team	Position Coached
1996-99	Univ. of Maine.....	Running Backs/Recruiting Coordinator
2000-04	Kent State Univ. ....	Running Backs
2005	Michigan State Univ. ....	Running Backs
2006	Michigan State Univ. ....	Running Backs/Special Teams
2007-11	Boston College.....	Running Backs
2012-15	St. Louis Rams.....	Running Backs
2016-23	Green Bay Packers .....	Running Backs

plus yards in a season. Williams started seven contests and posted a team-high 556 yards rushing, the fourth most by a rookie in team annals. He registered 818 yards from scrimmage, the fourth-best total by a rookie in team history, highlighted by 115-plus yards from scrimmage in three consecutive games (Weeks 12-14), the first Green Bay rookie to do so since Billy Howton in 1952.

Jones played in 12 games with four starts in 2017 and rushed for 448 yards and four TDs on 81 carries, an average of 5.53 yards per carry that was good for No. 6 in franchise single-season history (min. 75 att.). Among RBs with 75-plus attempts, his rushing average ranked No. 2 in the league behind only Saints RB Alvin Kamara (6.07). Jones registered two 125-yard rushing games, matching the franchise rookie record (Brockington, 1971; Lacy, 2013) and tying for No. 4 in the league among all players in 2017.

In his first year with the Packers in 2016, Sirmans guided Ty Montgomery in a transition from wide receiver to running back after injuries to Lacy and James Starks. Montgomery started six games at RB and led the team with 457 yards and three TDs on just 77 carries, ranking No. 1 in the NFL (min. 75 att.) with an average of 5.94 yards per carry. Montgomery registered career highs in every rushing category at Chicago in Week 15, racking up 162 yards and two TDs on 16 carries (10.1 avg.), the most rushing yards by a Packer since RB Samkon Gado had 171 yards vs. Detroit in 2005.

Sirmans joined the Packers after spending four seasons (2012-15) with the Rams and establishing himself as a strong developer of young backs. In each of his final three seasons in St. Louis, Sirmans coached a rookie RB who led the team in rushing. In 2015,

Sirmans tutored first-round pick Todd Gurley, who led all rookies and finished third among all NFL runners in rushing yards with 1,106 yards (4.8 avg.) to become the first Rams rookie to rush for 1,000-plus yards since Hall of Famers Jerome Bettis (1993) and Eric Dickerson (1983). Named Offensive Rookie of the Year by *The Associated Press* and earning Pro Bowl honors, Gurley was the first rookie in NFL history to rush for 125-plus yards in four consecutive games (finished with five total), and his 566 yards rushing were the most in a player's first four starts in the Super Bowl era.

Under Sirmans' direction in 2014, third-round selection Tre Mason ran for a team-high 765 yards in 12 games and finished second in rushing among all rookies. In 2013, fifth-round pick Zac Stacy started the final 12 games of the season and rushed for 973 yards, the third-highest total by a rookie at that point in team history. In 2012, Sirmans guided veteran Steven Jackson to his eighth consecutive 1,000-yard season as he became just the sixth player in NFL history to rush for 1,000 yards in eight or more seasons.

Sirmans spent five seasons (2011-2007) as running backs coach at Boston College, where he mentored the school's No. 3 all-time leading rusher, Montel Harris. In 2011, Harris became the school's career rushing leader and was named the 2011 Atlantic Coast Conference Preseason Player of the Year before a knee injury ended his season prematurely. Harris received first-team All-ACC honors in 2010 after rushing for 1,243 yards on 269 carries (4.6 avg.) and eight touchdowns. Harris finished his junior campaign 126 yards shy of the all-time school rushing record, and was the active ACC rushing leader with 3,600 yards, the most

ever recorded by a junior in the ACC.

In 2007, Sirmans helped RB Andre Callender set a BC single-season record for receptions (76), earning him All-ACC second-team honors. Callender led the ACC in yards from scrimmage with 1,709 and set a single-season ACC record for most pass receptions by a running back. The 2007 Eagles began the season 8-0 and ranked No. 2 in the country en route to finishing 11-3, the first BC team to win 11 games since 1940.

Prior to his time at Boston College, Sirmans coached running backs at Michigan State in 2005, where the Spartans finished No. 20 in the nation in rushing (201.8 ypg). In 2006, he coached special teams as well as the running backs.

Sirmans spent five seasons (2000-04) coaching at Kent State, where he tutored the running backs. In 2001 and 2002, the team ran for 215.0 yards per game, finishing No. 13 and No. 15 nationally in rushing production those two seasons. In 2004, Kent State scored 30.5 points per game, the second-best mark to that point in school history.

Sirmans began his coaching career at his alma mater, the University of Maine, serving as running backs coach and recruiting coordinator from 1996-1999. As a four-year letterman and starter, Sirmans was a running back under current Iowa head coach Kirk Ferentz for three years (1990-92). He ran for 1,214 yards, earning all-conference and All-New England honors his senior year. He graduated from Maine in 1993 with a degree in physical education, health and recreation.

Sirmans was born Oct. 17, 1970, in East Orange, N.J. He is married to the former Letia Thompson. The couple has a son, Marcus, 14.

## MULTIPLE 100-YARD RUSHERS IN SAME GAME

In the 2008 regular-season finale, two Packers topped 100 yards rushing, a feat which has been accomplished only twice by the team in the past 37 seasons. Ryan Grant (106) and DeShawn Wynn (106 yards) became the fifth pair in Packers history to accomplish the feat.

Multiple Packers players with 100 yards rushing in the same game:

Date	Opp	Players	Att	Yds
12/16/73	at ChiB	John Brockington MacArthur Lane	22 19	142 101
11/23/80	at Min.	Eddie Lee Ivery Gerry Ellis	24 15	145 101
12/01/85	TB	Eddie Lee Ivery Gerry Ellis	13 9	109 101
10/29/06	Ari.	Ahman Green Vernand Morency	21 11	106 101
12/28/08	Det.	Ryan Grant DeShawn Wynn	19 7	106 106



## RON WOLF'S STAMP ON PACKERS HISTORY

Ron Wolf arrived in Green Bay on Nov. 27, 1991, with a mandate to rescue the Green and Gold from a quarter-century of mediocrity, an assignment which prompted him to assert, "I was brought here to win."

And win, in the decade to follow, the Packers did – in large part because of his leadership and the "cast" he assembled to execute one of the most electrifying turnarounds in NFL annals ... rewardingly punctuated by Green Bay's first Super Bowl victory in nearly three decades and back-to-back appearances in professional football's ultimate game.

During the history-making process, he made a more profound impact upon the Packers organization than anyone since the revered Vince Lombardi, who arrived in Green Bay with a similar mission 32 years earlier. Over Wolf's 1992-2000 tenure, the Packers compiled the NFL's second-best regular-season record, a 92-52 mark for a .639 percentage, recorded seven straight winning seasons and made six consecutive playoff appearances.

He converted the Green and Gold from perennial also-rans into consistent winners, exemplified by the fact the Packers are tied for the second-best regular-season won-lost record since the 1993 institution of free agency (271-159-2, .630).

Wolf's aggressive stewardship, launched with the hiring of 49ers offensive coordinator Mike Holmgren as head coach and the acquisition of Brett Favre as a franchise quarterback in 1992, is perhaps no better illustrated than by the Packers' immediate, 9-7 turnaround in 1992 – his first year on the job – after the team had been a dismal 4-12 in 1991 and 6-10 in 1990 ... a transformation which brought him recognition as NFL Executive of the Year by *Sporting News*.

Wolf, reflecting upon the overall record from his perspective on the day he announced his retirement, observed with pardonable satisfaction: "What people said couldn't happen here ... happened here (building a winner in Green Bay) ... I'm proud of that."

A statistical glance at some notable team figures, over the nine seasons before – and after – Wolf took control:

1983-91		1992-2000
57-85-1	W-L-T, Overall	92-52-0
.402	Overall Winning Pct.	.639
31-40-1	W-L-T, Home Games	60-12-0
.438	Home Winning Pct.	.833
321.5	Total Offense/Game	333.8
330.4	Total Defense/Game	301.2



# BYRON STORER

## ASSISTANT SPECIAL TEAMS

10th Season as NFL Coach > Second Packers Season

Entering his 10th season coaching in the NFL, Byron Storer begins his second year with the Packers in 2023 as the team's assistant special teams coach.

Named to his position on Feb. 15, 2022, by Head Coach Matt LaFleur, Storer came to Green Bay after spending the previous four seasons (2018-21) with the Oakland/Las Vegas Raiders as the team's assistant special teams coach, where he assisted current Packers assistant head coach/special teams coordinator Rich Bisaccia. Storer also served as an assistant special teams coach with the Tampa Bay Buccaneers for two seasons (2010-11) and worked for the San Diego Chargers for two seasons, working as a special teams assistant in 2012 and as assistant linebackers coach in 2013.

In his first season with the Packers in 2022, Storer helped oversee a dramatic improvement in Green Bay's special teams. The Packers ranked No. 22 in Rick Gosselin's special teams rankings, a 10-spot improvement from their No. 32 ranking in 2021. Storer also helped coach CB Keisean Nixon to first-team All-Pro honors from *The Associated Press* as Nixon became the first kick returner in franchise history to earn a spot on the team since the position was added in 1976. Nixon ranked No. 2 in the NFL with an average of 28.8 yards per kickoff return, the top single-season mark in team annals among players with 30-plus returns. He posted a league-best 1,009 yards on kickoff returns, just the third player in franchise history to lead the NFL in the category (Al Carmichael in 1956 and 1957, Dave Hampton in 1971). Nixon led the NFL in kickoff returns of 50-plus yards (five) and 30-plus yards (11), the most by a Packer in both categories dating back to 2000. Green Bay ranked No. 4 in the league in average starting field position after kickoffs (26.6), the top mark posted by the Packers since 2010 (27.4).

In 2021 with the Raiders, Storer helped tutor P AJ Cole, who led the league with an average of 50.0 yards per punt and ranked No. 5 in the league with a net average of 42.5 yards on his way to earning first-team AP All-Pro recognition and his first Pro Bowl selection. K Daniel Carlson set a single-season franchise record with 150 points (tied for No. 1 in the NFL), including a team-record 40 field goals, tied for the second most in a season in NFL history. Carlson earned second-team AP All-Pro honors and was named the AFC Special Teams Player of the Week in Weeks 2, 12, 17 and 18, the first NFL kicker to earn the honor four times in a season.

Carlson set a single-season team record for FG percentage in 2020 by posting a 94.3 mark (33 of 35) on his way to scoring 144 points, tied for No. 1 in the NFL on the season. WR Hunter Renfrow ranked No. 2 in the league with an average of 11.5 yards per punt return, while DE Maxx Crosby earned AFC Special Teams Player of the Week honors in the season finale when he blocked two field goals to preserve the win. Crosby's two blocked kicks were tied for the most in a single game by an NFL player since 2000 as he joined DT Richard Seymour (2011) as the only Raiders to block two kicks in a game (since 2000).

Storer worked with Cole in 2019 as he set team rookie records for punting average (46.0), net punting average (39.4) and punts inside the 20 (33, No. 5 in the NFL). The Raiders were No. 8 in the NFL in opponent kickoff return average (20.9) after ranking No. 22 in the league in the category in 2018. In Storer's first year with the club in 2018, WR Dwayne Harris ranked No. 2 in the league with a 14.1-yard average on punt returns, highlighted by a franchise-record 99-yard TD return vs. Denver in Week 16.

From 2014-17, Storer stepped away from the coaching profession to help start a new branch of his family's transportation business, Storer San Francisco. He advanced to general manager, operating commuter shuttle transportation for some of the largest tech companies in the world.

Storer coached with the Chargers in 2012-13, first serving as a special teams assistant in 2012 before becoming the assistant linebackers coach in 2013. In his lone season assisting current Packers defensive coordinator Joe Barry with the linebackers, the Chargers allowed 107.8



### AT A GLANCE ...



- Joined the Packers on Feb. 15, 2022.
- Possesses nine years of NFL coaching experience, with eight of those seasons as an assistant special teams coach (Tampa Bay Buccaneers, 2010-11; San Diego Chargers, 2012; Oakland/Las Vegas Raiders, 2018-21; Green Bay, 2022) and one as an assistant linebackers coach with the Chargers (2013).
- Helped coach CB Keisean Nixon to first-team All-Pro honors from *The Associated Press* in 2022 as Nixon became the first kick returner in franchise history to earn a spot on the team since the position was added in 1976. Nixon ranked No. 2 in the NFL with an average of 28.8 yards per kickoff return, the top single-season mark in team annals among players with 30-plus returns.
- With the Raiders, helped tutor P AJ Cole, who earned first-team AP All-Pro recognition in 2021 after leading the league in punting average (50.0), and K Daniel Carlson, who set single-season franchise records with 150 points (tied for No. 1 in the NFL) and 40 field goals on his way to earning second-team AP All-Pro honors.
- In 2012, helped San Diego rank No. 3 in the NFL in average opponent starting field position after kickoffs (20.4) after the Chargers ranked No. 26 in the category in 2011 (22.8).
- In two seasons with the Buccaneers (2010-11), helped the team rank No. 4 in the NFL in FG percentage (87.5) over that span after Tampa Bay ranked last in the league in the category in 2009.
- Appeared in 15 games with six starts in 2007-08 as a fullback for the Buccaneers before sustaining a career-ending injury in 2008.
- Was a three-time second-team All-Pacific-10 selection at the University of California (2004-06) for his efforts on special teams after starting his career as a walk-on.

### COACHING BACKGROUND

Years	College/Pro Team	Position Coached
2010-11	Tampa Bay Buccaneers	Assistant Special Teams
2012	San Diego Chargers	Special Teams Assistant
2013	San Diego Chargers	Assistant Linebackers
2018-19	Oakland Raiders	Assistant Special Teams
2020-21	Las Vegas Raiders	Assistant Special Teams
2022-23	Green Bay Packers	Assistant Special Teams

rushing yards per game, good for No. 12 in the NFL. In 2012, Storer helped San Diego rank No. 3 in the NFL in average opponent starting field position after kickoffs (20.4) after the Chargers ranked No. 26 in the category in 2011 (22.8). The Chargers also ranked No. 3 in the league in FG percentage (92.6, 25 of 27) after checking in at tied for No. 20 (80.0, 28 of 35) in 2011, and P Mike Scifres ranked No. 3 in the NFL in punting average with a single-season franchise-record 48.3-yard average.

Storer entered the NFL coaching ranks with the Buccaneers in 2010, serving as the team's assistant special teams coach for two seasons. Inheriting a unit that finished last in the league in FG percentage in 2009 (61.5, 16 of 26), Storer helped Tampa Bay rank tied for No. 17 in the category in 2010 (82.1, 23 of 28) and then No. 2 in the league in 2011 (92.9, 26 of 28). The Buccaneers ranked No. 4 in the NFL in FG percentage (87.5) in Storer's two seasons assisting with the special teams.

Prior to coaching with Tampa Bay, Storer spent three seasons with the team as a fullback while also appearing on special teams. He played in 15 games with six starts in 2007-08 before sustaining a career-ending injury in 2008 that would lead to him spending the entire 2009 campaign on injured reserve. Storer originally signed with the Buccaneers as an undrafted free agent in May 2007 out of the University of California, where he was a three-time All-Pacific-10 second-team selection (2004-06) for his efforts on special teams after starting his career as a walk-on. He took over as the starter at fullback for the Golden Bears as a senior in 2006, appearing in 12 games with six starts and posting eight carries for 16 yards (2.0 avg.) and eight receptions for 61 yards (7.6 avg.).

Storer was born May 1, 1984, in Modesto, Calif. He and his wife, Ashley, have three daughters, Bennie, Lulu and Gal.



**TIM  
LESTER**  
SENIOR ANALYST



COACHING STAFF

COMMUNITY

COACHES

VETERANS

DRAFT &  
FREE AGENTS

2022  
REVIEW

RECORDS &  
HISTORY

LAMBEAU  
FIELD

MISC.

the last six seasons (2017-22) as the head coach at Western Michigan University.

Lester led the Broncos to a 37-32 (.536) overall record, guiding the team to three bowl appearances and a .500 mark or better in all but one season. In 2021, WMU capped off an eight-win season with a 52-24 victory over Nevada in the Quick Lane Bowl. In 2020, Lester guided the team to a 4-2 record in a COVID-shortened season as the Broncos ranked tied for No. 9 in the nation in scoring offense (41.7 ppg) and No. 16 in total offense (479.7 ypg). WR D'Wayne Eskridge was named the Mid-American Conference Special Teams Player of the Year and was a finalist for the Paul Hornung Award after leading the FBS in all-purpose yards (213.0 ypg). Kaleb Eleby threw 18 TD passes with just two INTs and finished No. 3 in the country in passer rating behind only Alabama's Mac Jones and BYU's Zach Wilson.

In 2019, Lester led the Broncos to a 7-6 mark and an appearance in the SERVPRO First Responder Bowl. RB LeVante Bellamy was tied for No. 1 in the nation in rushing TDs (23) and was named the MAC's MVP and the Offensive Player of the Year, and LB Treshaun Hayward was named the MAC Defensive Player of the Year after posting a league-high 142 tackles. In 2018, Lester guided the Broncos to a berth in the Famous Idaho Potato Bowl, and in 2017, WMU led the league with 12 All-MAC selections. The Broncos had three players selected in the 2018 NFL Draft in OL Chukwuma Okorafor (third round, Pittsburgh), CB Sam Beal (third round, supplemental, N.Y. Giants) and CB Darius Phillips (fifth round, Cincinnati).

Prior to taking over at WMU, Lester served as the quarterbacks coach at Purdue in 2016, mentoring sophomore David Blough as he threw for 3,352 yards and 25 TDs. Lester held the same position at Syracuse from 2013-15 while also serving as the offensive coordinator for the Orange in 2014-15.

Lester was the head coach at Division III Elmhurst (Ill.) College from 2008-12, where he posted a 33-19 record (.635), the second-highest winning percentage in school history. In 2012, he led the Bluejays to a 10-2 mark and a College Conference of Illinois and Wisconsin (CCIW) title as well as Elmhurst's first playoff appearance on his way to being named the CCIW Coach of the Year.

Lester also served as the assistant head coach/defensive coordinator at North Central College (2007), quarterback coach at Western Michigan (2005-06) and offensive coordinator at Elmhurst (2002-03). He was the head coach at Division II Saint Joseph's College in Indiana in 2004, where he was named the Independent Football Alliance Coach of the Year.

Lester was drafted by the Chicago Enforcers in the sixth round of the 2001 XFL Draft and went on to play in four games that season. He also spent time in the Arena Football League in 2001 with the Nashville Kats and the Carolina Cobras. Lester played for the Memphis Xplorers of the Arena Football League 2 in 2002.

Lester finished his playing career at Western Michigan (1996-99) ranked No. 4 in FBS history in passing yards (11,299) and No. 6 in passing TDs (87). He set 17 school passing records and eight MAC records. Lester was named the MAC Freshman of the Year in 1996 and was named to the Western Michigan University Athletic Hall of Fame in 2011.

Lester, who was born on Feb. 8, 1977, in Wheaton, Ill., earned his bachelor's degree in mathematics at Western Michigan. He and his wife, Dawn, have three sons, Camden, Carter and Cooper. His oldest son, Quinn, played volleyball at Ball State and was the recipient of the 2022 Lloy Ball Award, which is presented to the nation's best setter in NCAA Division I-II.

### PRESIDENT KENNEDY ASSISTS PACKERS TO 1961 CHAMPIONSHIP

Vince Lombardi won nine straight postseason games, a streak that began in 1961 during the Berlin Crisis when Paul Hornung, Ray Nitschke and Boyd Dowler were called up to active military duty.

Hornung was ordered to report to Fort Riley, Kan.; Nitschke and Dowler to Fort Lewis, Wash.

All three reported by mid-November and were at the mercy of their base commanders as far as getting weekend passes to play football. In the end, Dowler played all 14 games that season, and Nitschke and Hornung each played 12.

In fact, Hornung played enough to be named the NFL's Most Valuable Player.

But with the league's championship game scheduled for Dec. 31, Lombardi was fretting over how much practice time the three would get.

That proved to be no problem for Dowler and Nitschke. They were given 14-day leaves and arrived back in Green Bay on Dec. 22. But Hornung was awarded just a six-day leave that wasn't going to start until Dec. 27, leaving him scant time to practice.

Based on secondhand accounts, the story goes that Lombardi decided to pull some strings. He had President John F.

Kennedy's private phone number at the White House and called him. Kennedy, in turn, called Fort Riley with clear instructions that Hornung be given an earlier release.

Orders were followed and Hornung arrived in Green Bay not only in time for a week of practice, but to escort a date to Green Bay's Charity Ball on Dec. 23.

The Packers ended up beating the Giants, 37-0, and Hornung was named the game's MVP.

The Berlin Crisis was a Cold War confrontation between the United States and the Soviet Union over the occupation of the German capital. At its height in late 1961, there was fear that it could trigger a nuclear war.





## WENDEL DAVIS

### DEFENSIVE QUALITY CONTROL

Hired Feb. 1, 2019, Wendel Davis is in his fifth season as a defensive quality control coach for the Packers. Davis joined the team after three seasons (2016-18) working as a defensive graduate assistant at the University of Georgia.

In his current role in Green Bay, Davis works closely with defensive coordinator Joe Barry with a focus on coaching the defensive line in addition to breaking down opponent game film and analyzing their offensive tendencies, developing the playbook, compiling team and player reports and coordinating the opponent scout team. He also assists with special teams.

The 2022 season saw Davis help the Packers to be one of only four teams (Baltimore, Kansas City, N.Y. Jets) to hold 16 opponents under 30 points during the regular season, a franchise single-season high. Green Bay's defense also finished the 2022 season No. 5 in the NFL in goal-to-go percentage (63.64), No. 8 in third-down percentage (37.63) and No. 10 in first downs/game (18.9).

In 2021, Davis assisted with a defense that ranked in the top 10 in the league in total defense (No. 9, 328.2 ypg), passing defense (No. 10, 219.1 ypg), interceptions (t-No. 6, 18) and takeaways (t-No. 8, 26). The 328.2 yards allowed per game were the fewest by Green Bay since 2010 (309.1 ypg) and the 26 takeaways were the most registered by the Packers since 2014 (27).

In 2020, Davis helped coach a unit that finished No. 9 in the NFL in total defense, the Packers' highest ranking in the category since 2010 (No. 5). In his first season with Green Bay in 2019, Davis was part of a staff that helped the defense rank No. 9 in the NFL in points allowed (19.6 ppg), the first time the Packers had finished in the top 10 since 2010 (15.6 ppg, No. 2). Green Bay also ranked in the top 10 in the league in '19 in INTs (17, t-No. 3), takeaways (25, t-No. 7) and opponent passer rating (81.1, No. 6).



## RAMSEN GOLPASHIN

### OFFENSIVE QUALITY CONTROL

Hired March 17, 2022, Ramsen Golphashin is in his second season as an offensive quality control coach for the Packers. Golphashin came to Green Bay from the college ranks, having most recently worked at UCLA from 2018-21, where he served as an offensive line graduate assistant from 2018-19 and a defensive line analyst in 2020-21.

In his first season in Green Bay in 2022, Golphashin worked closely with the offensive line as the Packers only surrendered 32 sacks on the season (No. 7 in the NFL). Green Bay also posted 175-plus rushing yards in five games last season, tied for No. 3 in the NFL behind only Chicago (eight) and Baltimore (seven). It was the most by the Packers in a season since 2013.

During his time at UCLA, Golphashin helped coach OL Sean Rhyhan, who was selected by the Packers in the third round (No. 92 overall) of the 2022 NFL Draft. As a true freshman in 2019, Rhyhan started all 12 games and was named to the Freshman All-America team by both *USA Today* and *The Athletic*. In 2019, the Bruins' line helped the offense register a streak of five consecutive 200-yard rushing games for the first time since 1978.

Golphashin also aided in the development of Bruins DL Osa Odighizuwa, who was a third-round draft selection (No. 75 overall) by the Dallas Cowboys in 2021. As a senior at UCLA in 2020, Odighizuwa led the defensive line with 30 tackles (12 solo) and ranked No. 2 on the team with four sacks on his way to earning consensus first-team All-Pacific-12 recognition.

In 2017, Golphashin served as an offensive quality control coach at the



As a graduate assistant at Georgia, Davis was part of a coaching staff that led the Bulldogs to a 32-10 record from 2016-18 with appearances in two SEC championship games, the Rose Bowl, the College Football Playoff National Championship and the Sugar Bowl. While at Georgia, he worked with the inside linebackers, assisted with recruiting and helped coach the defensive scout team. In 2017, the Bulldogs ranked No. 4 in the nation in total defense and No. 5 in scoring defense. He also helped mentor LB Roquan Smith, who was a unanimous first-team All-American in 2017 and became the first Georgia player to win the Butkus Award, given to the nation's top linebacker.

Prior to his time with the Bulldogs, Davis spent the 2015 season at the University of Texas as a defensive football analyst, where he worked with the defensive line. He helped tutor DT Hassan Ridgeway, who went on to be selected in the fourth round (No. 116 overall) of the 2016 NFL Draft by the Indianapolis Colts.

Davis worked for two seasons (2013-14) as the inside LBs coach and travel coordinator at Texas A&M University-Commerce. He was part of a staff that helped turn around a 1-9 record in 2012 to 7-5 in 2013. The turnaround continued in 2014 as the Lions went 9-3 and won the Lone Star Conference title. Davis began his coaching career as a volunteer at West Texas A&M, eventually serving as the inside LBs/graduate assistant (2010-12).

A native of Sweeney, Texas, Davis was a four-year letterwinner (2006-09) and two-year starter at LB at the University of Arkansas. He recorded 164 career tackles in 47 games, earned SEC All-Freshman recognition in 2006 and served as team captain as a senior in 2009. He graduated from Arkansas with a bachelor's degree in sociology and holds a graduate degree in education from the University of Georgia and Texas A&M University-Commerce.

Born Aug. 16, 1988, Davis resides in Green Bay.



University of California-Berkeley. That season, the Golden Bears were one of only three Pac-12 teams to feature a 3,000-yard passer (QB Ross Bowers, 3,039) and a 1,000-yard rusher (RB Patrick Laird, 1,127).

Golphashin worked as an offensive line graduate assistant at the University of Oregon in 2016, where he helped develop OL Tyrell Crosby, who went on to be drafted in the fifth round (No. 153 overall) by the Detroit Lions in 2018. The Ducks ranked No. 15 in the nation in '16 in yards per carry (5.51) and No. 27 in rushing offense (226.4 ypg).

Golphashin's first coaching experience came at the University of Hawai'i in 2015, where he worked as an offensive line graduate assistant. The line helped clear holes for RB Paul Harris as he led the team with a career-high 1,132 rushing yards, the first 1,000-yard rusher at UH since 2010 and only the second since 1992.

Golphashin played on the offensive line at Oregon from 2008-11, where he was a part of teams that won three straight Pac-12 titles (2009-11) and made an appearance in the BCS national title game in 2011. He started at right guard as a senior in the 2011 season opener vs. LSU, but saw his season end after two games due to a significant knee injury. Golphashin was one of two Ducks to be named the "most inspirational" player by his teammates that season. He was also part of the Ducks squad that beat Wisconsin in the 2012 Rose Bowl.

Golphashin began his career as a chief of staff intern with the football team at his alma mater for a year.

Golphashin also helped train some of the top offensive and defensive linemen in preparation for the 2022 NFL Draft, putting Michigan DE Aidan Hutchinson and North Carolina State OL Ickey Ekwonu through a series of skills training, drills and combine preparation.

Golphashin was born Dec. 27, 1988, in Culver City, Calif.



## ROB GROSSO

OFFENSIVE QUALITY CONTROL

Hired March 10, 2023, Rob Grosso begins his first season as an offensive quality control coach for Green Bay, where he will work primarily with the tight ends. Grosso comes to the Packers after serving as a defensive quality control coach for the Arizona Cardinals for four seasons (2019-22), where he assisted with the defensive backs.

In 2022, Grosso (GROW-so) was part of a defensive staff that helped Arizona rank No. 2 in the league in yards allowed per completion (10.10), the top single-season mark by the Cardinals since the 1970 AFL-NFL merger. Arizona allowed only 40 completions of 20-plus yards on the season, tied for No. 3 in the league. S Budda Baker earned his fourth straight Pro Bowl selection, the only safety in the NFL to be named to the Pro Bowl in each of the last four seasons (2019-22). In 2021, the Cardinals ranked No. 7 in the NFL in takeaways (27) and No. 8 in offensive points allowed (349), and S Jalen Thompson was one of only three defensive backs in the league to post 100-plus tackles (team-high 120), three-plus INTs (three) and five-plus passes defended (seven).

In 2020, Grosso was part of a staff that helped the Cardinals rank No. 10 in the NFL in passing defense (226.4 ypg) as CBs Patrick Peterson and Dre Kirkpatrick both posted three INTs. Second-year CB Byron Murphy Jr. registered two sacks and two fumble recoveries, one of only two CBs in the NFL in 2020 to post multiple sacks

and multiple fumble recoveries as he became the first Cardinals CB in team history (since 1982) to accomplish that feat in a season.

Grosso came to Arizona after spending the 2018 season with the Denver Broncos as the assistant to the head coach under Vance Joseph. Grosso also assisted with the team's outside linebackers and special teams. For the first time in team history, the Broncos featured two players with 12-plus sacks as OLBs Von Miller (14½) and Bradley Chubb (12) both hit that mark. Grosso was elevated to that position after serving as an operations intern with the Broncos in 2017.

Grosso worked with the Arizona Rattlers of the Indoor Football League during the 2017 season as a coaching/player personnel intern. He got his start in the NFL with Denver as a training camp operations intern (2015-16) before working as a volunteer assistant scout with the Saskatchewan Rough Riders (2016-17) and as a scout for Sports Info Solutions in 2016. His first coaching experience came at his alma mater, John Carroll University, in 2014-15 when he served as a student coaching/recruiting assistant.

Grosso played wide receiver at John Carroll for three seasons (2011-13) and earned his bachelor's degree in business administration and management from the school in 2015. He attended Bishop Timon-St. Jude High School in Buffalo, N.Y., where he played football and lacrosse.

Grosso was born on Sept. 22, 1993, in Buffalo, N.Y., and grew up in Lackawanna, N.Y.



## JUSTIN HOOD

DEFENSIVE QUALITY CONTROL

Hired March 1, 2021, Justin Hood begins his third season as a defensive quality control coach for the Packers. Hood joined Green Bay after serving for two seasons (2019-20) as the secondary coach and defensive pass game coordinator at Kent State.

The 2022 season saw Hood help Green Bay finish near the top of the league in a few passing-defense categories, ranking No. 6 in passing yards allowed per game (197.0), No. 2 in interception rate percentage (3.56) and tied for No. 4 with 17 INTs. The Packers were also one of only four teams (Baltimore, Kansas City, N.Y. Jets) to hold 16 opponents under 30 points during the regular season, a franchise single-season high.

In 2021, Hood assisted with a defense that ranked in the top 10 in the league in total defense (No. 9, 328.2 ypg), passing defense (No. 10, 219.1 ypg), interceptions (t-No. 6, 18) and takeaways (t-No. 8, 26) The 328.2 yards allowed per game were the fewest by Green Bay since 2010 (309.1 ypg) and the 26 takeaways were the most registered by the Packers since 2014 (27).

Under Hood's direction in 2020, S Dean Clark led the Golden Flashes with 28 tackles (19 solo), an INT and a forced fumble as the team played an abbreviated four-game season. In Hood's first year with the program in 2019, CB Jamal Parker earned second-team All-Mid-American Conference honors after recording 10 pass breakups (No. 4 in the MAC) and three INTs (tied for No. 5 in the MAC). DB Qwuantrizz Knight led the team with 10½ tackles for a loss on the season and was named the defensive MVP of Kent State's 51-41 victory over Utah State in the Tropical Smoothie Café Frisco Bowl (Dec. 20).

Hood joined Kent State after coaching for three years at the Football Championship Subdivision (FCS) level, first at Davidson College (N.C.), where he was promoted from safeties/recruiting coordinator

(2016) to defensive pass game coordinator (2017) before serving as the Wildcats' interim head coach (December 2017). While at Davidson, Hood also worked with the Wildcats' kick and punt returners. In 2018, Hood coached outside linebackers at Western Carolina.

Before his time at Davidson, Hood served as the defensive coordinator for two seasons (2014-15) at Capital University (Columbus, Ohio) while also coaching the team's DBs. In 2014, S Jimmy Curtis earned All-Ohio Athletic Conference honorable mention after leading the team in tackles (59), INTs (three), passes defended (eight) and forced fumbles (four).

Prior to arriving at Capital, Hood worked as a graduate assistant at the University of Illinois (2013-14), working with CBs and maintaining responsibilities in scouting and film breakdown, and coaching the scout offense and special teams.

Hood gained his first NFL experience as a Bill Walsh intern for the N.Y. Giants in August 2013, assisting with coaching the RBs and managing the scout special teams. He began his post-playing career at the University of Oregon as a recruiting administrative assistant (2010-11) and then as an offensive intern and in quality control (2011-12). While with the Ducks, he assisted in recruiting, coaching RBs and communicating defensive coverages on gamedays as the team finished as the national runner-up in 2011 and won the Rose Bowl in 2012.

Hood was a four-year starter and two-year captain as a safety at Ashland (Ohio) University (2004-07), where Packers Head Coach Matt LaFleur served as the offensive coordinator during Hood's final season. As a senior, Hood earned second-team All-Great Lakes Intercollegiate Athletic Conference honors.

Born June 27, 1986, in Youngstown, Ohio, Hood graduated from Ashland with a bachelor's degree in marketing before earning a master's degree in education policy and leadership from Illinois. He and his wife, Sarah, reside in Green Bay with their daughters, Luca and Rowan.



## QUINSHON ODOM

COACHING ASSISTANT (MINORITY FELLOWSHIP)

Hired on March 17, 2022, Quinshon Odom begins his second season as a coaching assistant through the Packers' minority coaching fellowship program. He previously worked in Green Bay's player personnel department during the 2018 season. Odom spent 2021 as an offensive line graduate assistant at the University of Texas.

The 2022 season saw Odom focus his duties on offense, helping the Packers to a No. 5 ranking in the NFL in average time of possession (31:23). Green Bay also posted 175-plus rushing yards in five games last season, tied for No. 3 in the NFL behind only Chicago (eight) and Baltimore (seven). It was the most by the Packers in a season since 2013.

In his lone season at Texas, the Longhorns' offensive line helped clear holes for RB Bijan Robinson, who led the team with 1,127 yards and 11 TDs on his way to earning first-team All-Big 12 honors from the media and coaches. Texas finished No. 2 in the Big 12 with an average of 199.3 rushing yards per game, and the line also helped protect QB Casey Thompson, who led the Big 12 with 24 TD passes on the season. OL Derek Kerstetter earned first-team All-Big 12 recognition from the league's coaches for his performance in 2021.



Prior to joining the Longhorns, Odom assisted with the Buffalo Bills' running backs during their 2021 training camp as part of a Bill Walsh Diversity Coach Fellowship.

Around his time with the Packers, Odom coached at Vanderbilt, first as an offensive graduate assistant in 2016-17 and then as an offensive quality control coach in 2019-20. At Vanderbilt, Odom assisted in the development of current Tampa Bay Buccaneers RB Ke'Shawn Vaughn, who led the Commodores with 1,028 rushing yards and nine TDs on 198 carries (5.2 avg.) in 2019.

In 2015, Odom began his coaching career as an intern for the Eastern Kentucky football team.

Odom played quarterback at Shaw University (N.C.) from 2010-13, helping the Bears to a Central Intercollegiate Athletic Association title as a freshman. A team captain, Odom also was selected to the CIAA All-Academic Team in 2010 and served as the president of Shaw's student-athlete advisory committee during his senior year.

Born Aug. 22, 1991, in Lakeland, Fla., Odom earned a bachelor's degree in communications and journalism from Shaw in 2014. He also completed postgraduate degrees in sports management from Florida State in 2015 and liberal arts and science from Vanderbilt in 2017. Odom resides in Green Bay, Wis.



## KYLE WILBER

SPECIAL TEAMS QUALITY CONTROL

Hired on March 10, 2023, Kyle Wilber begins his first season as the special teams quality control coach for the Packers. Wilber enters the coaching ranks following a 10-year NFL playing career with the Dallas Cowboys (2012-17) and the Oakland/Las Vegas Raiders (2018-21).

During his decade in the league, Wilber appeared in 135 regular-season games as a defensive end and linebacker with 17 starts and registered 104 tackles (70 solo), six tackles for a loss, 3½ sacks, seven QB hits, four passes defensed, a forced fumble and four fumble recoveries on defense. On special teams, he recorded 58 tackles, two forced fumbles and two fumble recoveries. Wilber also played in four postseason contests and posted two tackles (one solo) and an interception.

Wilber appeared in 14-plus games in eight consecutive seasons (2013-20) and played in all 16 regular-season contests in five of those seasons. He played in 89 games with 16 starts during his six seasons (2012-17) with the Dallas Cowboys after being selected by the team in the fourth round (No. 113 overall) of the 2012 NFL Draft. In 2015, Wilber played in all 16 games for the third straight season and matched his career high with six starts, finishing with 17 tackles (12 solo) on defense and tying for the team lead with nine tackles on special teams. He played in all 16 games for the first time in his career in 2013 and made a career-high six starts, posting a career-best 43 tackles (30 solo), a career-high two sacks, a forced fumble and two fumble recoveries.

Wilber spent the final four years of his playing career with the Raiders, appearing in 46 games with one start from 2018-21 as he contributed primarily on special teams under current Packers assistant head coach/special teams coordinator Rich Bisaccia. In 2020, Wilber led the team with eight tackles on special teams.

Wilber attended Wake Forest University (2008-11), where he played in 43 games with 36 starts and posted 195 tackles (117 solo), 35½ tackles for a loss, 13½ sacks, six QB pressures, six passes defensed, six forced fumbles and three fumble recoveries while adding four blocked kicks. He finished his career ranked No. 6 in school history in sacks and No. 8 in tackles for a loss. Wilber earned third-team All-Atlantic Coast Conference recognition from *The NFL Draft Report* as a senior in 2011 after posting a career-high 70 tackles (48 solo). He earned third-team All-ACC honors from *Phil Steele's College Football* as a junior in 2010 after leading the team with a career-high six sacks and a career-best 14½ tackles for a loss.

Wilber attended Apopka (Fla.) High School, where he earned first-team All-Central Florida and first-team All-Orange County recognition as a senior in 2006 after posting 55 tackles, 10 tackles for a loss and four sacks. He was born April 26, 1989, in Orlando, Fla.

Wilber serves as an ambassador for "Active Minds," a non-profit organization that promotes mental health for young adults and reaches more than 1.9 million people each year through awareness campaigns, events, advocacy, outreach and more.







## THADEUS JACKSON

STRENGTH & CONDITIONING ASSISTANT

Hired in advance of the team's offseason training program in 2010 as strength and conditioning assistant, Thadeus Jackson enters his 14th season with the Packers.

His primary duties include designing, organizing and executing strength and conditioning procedures, as well as assisting with practice and the special teams staff on gamedays.

Prior to coming to the Packers, Jackson spent 2009 as the head strength and conditioning coach at Hinds Community College (Raymond, Miss.), the same school where he started his career. He developed all of the strength and conditioning and speed programs for the football team, and also assisted with the on-field coaching of the wide receivers.

Jackson started his career in sports at Hinds as a student athletic trainer from 2000-01, working with the football, baseball, track and field, and basketball teams. He also assisted with the strength and conditioning program, specifically offseason workouts. During his first stint at Hinds, he worked with future Iowa quarterback and 2002 Heisman Trophy runner-up Brad Banks.

Following the completion of his associate's degree at Hinds, Jackson moved on to the University of Alabama, where he served as a student athletic trainer from 2002-05. In 2005, he was hired as a strength and conditioning assistant at Alabama, spending the majority of his time with the football program. During his time at the school, Jackson worked with numerous future NFL players, including DeMeco Ryans (Houston/Philadelphia) and former Packers safety Charlie Peprah.

While still working at Alabama, Jackson got his first NFL experience, serving as an athletic training intern for the New England Patriots during the team's 2003 training camp.

Jackson left Alabama in 2007 to serve as a manager and training coordinator at Young Champions Academy in Waco, Texas. He developed and coordinated programs designed to teach children basic coordination, movement and sports-specific skills. He also made staff schedules, gave tours and assisted in marketing and advertising for the academy.

Jackson holds a B.S. in human environmental science from the University of Alabama and completed his M.S. in exercise science and performance enhancement from California University (Pa.). He is also certified as a sports performance coach by USA Weightlifting (Level 1 Sport Performance) and recently attained his NASM (National Academy of Sports Medicine) performance-enhancement specialist certification. Additionally, Jackson is a certified strength and conditioning specialist (CSCS) by the NSCA (National Strength and Conditioning Association) and an NSCA-registered strength and conditioning coach with distinction (RSCC\*D). He is also currently working toward a doctoral degree in sports management with an emphasis in leadership/sports exercise science and a minor in sports medicine at the United States Sports Academy.

Jackson, a native of Columbus, Miss., attended New Hope High School in Columbus, starting three years and earning two letters as a defensive back. He was named team captain as a senior. Jackson and his wife reside in De Pere, Wis.



## MARK LOVAT

STRENGTH & CONDITIONING ASSISTANT

Mark Lovat enters his 25th year with the Packers, having moved back to a strength and conditioning assistant role in 2019. He previously held the same position from 1999-2009, and then worked as the club's strength and conditioning coordinator from 2010-2018.

Lovat joined the team full-time on Jan. 25, 1999, and with the promotion of Chris Gizzi to strength and conditioning coordinator on Feb. 18, 2019, has now served under four different Green Bay strength and conditioning coordinators – Barry Rubin (1999-2005), Rock Gullickson (2006-08), Dave Redding (2009) and Gizzi. Lovat also previously served two summer internships in the club's weight room.

Lovat (Iuh-VOTT) was named the NFL Strength Coach of the Year for his work in 2011 by the Professional Football Strength and Conditioning Coaches Society, an award based on a vote of his peers in the field. Lovat became the third Green Bay strength coach to win the prestigious honor, joining Kent Johnston (1997) and Gullickson (2007).

In 2010, Lovat was honored by the Professional Football Strength and Conditioning Coaches Society with the Super Bowl Achievement Award.

An accomplished athlete himself, Lovat earned a Division I baseball scholarship to Butler University in Indianapolis, start-

ing three seasons at shortstop and second base for the Bulldogs. He also received the Helen Tewksbury Award for academic and athletic leadership and the Mental Attitude Award during the course of his playing career.

After graduating cum laude and with high honors from Butler in 1992 with a B.A. degree in Spanish and international studies, Lovat spent four years at Lake Havasu City (Ariz.) High School, teaching Spanish as well as coaching football and baseball.

The son of former Green Bay offensive line coach Tom Lovat (1980, 1992-98), Lovat is a member of the National Strength and Conditioning Association (NSCA). He became a certified strength and conditioning specialist (CSCS) in April 2000.

In 2005, Lovat completed his master's degree in exercise science and performance enhancement from California University of Pennsylvania. He also has earned certifications as a performance-enhancement specialist (PES) and as a corrective-exercise specialist (CES) from the National Academy of Sports Medicine (NASM). Additionally, in 2002 he achieved a Level 1 certification through USA Weightlifting, the governing body of the U.S. Olympic weightlifting team. Lovat is also certified in the Functional Movement Screen (FMS) and completed a human-movement science course as part of his continuing education.

Born in Pocatello, Idaho, Lovat lives in Green Bay with his wife, Maggie, and son, Luke.



COACHING STAFF

COMMUNITY

COACHES

VETERANS

DRAFT &amp; FREE AGENTS

2022 REVIEW

RECORDS &amp; HISTORY

LAMBEAU FIELD

MISC.





## GRANT THORNE

### STRENGTH & CONDITIONING ASSISTANT



Grant Thorne enters his 11th year with the Packers in 2023 and ninth as a strength and conditioning assistant. His primary duties include designing, organizing and administering strength and conditioning programs, as well as advising on training methods using the latest in sports technology and key performance indicators he observes during practice and competition. He spent 2013-14 as a strength and conditioning consultant with the Packers.

Prior to coming to Green Bay, Thorne spent four years (2011-14) at Purdue University as a sports performance coach. While with the Boilermakers, he programmed several aspects of the strength, speed and agility training regimens for the football, track and field, and men's golf teams. He also served as an instructor for clinical students while working toward his master's degree in health and kinesiology sport performance, focusing on sports-science technology and methodology.

While earning a B.S. in science from Nicholls State University (2006-08), Thorne got his first coaching experience with the San Diego Chargers as a strength and conditioning summer intern in 2006.

Thorne's multidisciplinary professional knowledge has its roots in his background as a two-sport professional athlete. After a two-year football career at Nicholls State (2006-07), Thorne played WR in the Arena Football League for the Los Angeles Avengers in 2008 before joining the Rugby Union's Sedgley Park Tigers as a winger later that year. In 2009, he participated in the USA Eagles National Rugby Team selection camp at the Olympic training center in Chula Vista, Calif.

While playing for Sedgley Park in the United Kingdom, Thorne served as an assistant performance coach for Everton Football Club of the English Premier League. In 2009, he returned to the United States to serve as a performance coach at Velocity Sports Performance in Manhattan Beach, Calif.

Thorne returned to the NFL in 2010 as a performance and monitoring assistant for the New York Jets. He set up and monitored performance-tracking devices and created reports that advised coaches and strength staff on how to best optimize training methods for their athletes.

In 2011, Thorne gained his initial collegiate coaching experience at Stanford University, where he served as an assistant performance coach for the Cardinal football and rugby teams. During his time at the school, Thorne assisted with the daily operations of the offseason football training program, and a speed-training regimen for NFL hopefuls that helped several future NFL products, including former Indianapolis Colts QB Andrew Luck and former Seattle Seahawks WR Doug Baldwin.

Thorne's passion for athletic science led to him co-founding TRIUN Human Performance in 2006 with his brother, Kyle, a strength and conditioning coach training US military personnel in Japan. The California-based organization helps educate, train and mentor individuals and organizations in the disciplines and benefits of human performance and healthy nutrition in order to develop good lifelong habits and build strong character. Grant and Kyle designed and hold the patent to the Accu-Roller, distributed by SKLZ. Thorne is also certified as a sport-performance and corrective-exercise specialist by the National Academy of Sport Medicine. He is currently in the doctorate of technology program at Purdue University researching artificial intelligence and machine learning in sport.

Thorne was born in Tucson, Ariz. He and his wife, Courtney, reside in Green Bay with their daughter, Isla, and son, Bodhi. Courtney is a strength and conditioning coach with the Northern Iowa Area Community College softball team.

## PACKERS VS. DEFENDING WORLD CHAMPIONS, 1921-2022

### VS. SUPER BOWL CHAMPION (8-15)

10/01/72	Dallas Cowboys	W, 16-13
10/26/75	Pittsburgh	L, 16-13
11/12/78	Dallas Cowboys	L, 42-14
11/02/80	at Pittsburgh	L, 22-20
10/17/83	Washington	W, 48-47
09/22/86	Chicago Bears	L, 25-12
11/23/86	at Chicago Bears	L, 12-10
12/19/87	at N.Y. Giants	L, 20-10
10/23/88	Washington	L, 20-17
11/19/89	at San Francisco	W, 21-17
11/04/90	San Francisco	L, 24-20
10/03/93	at Dallas Cowboys	L, 36-14
11/24/94	at Dallas Cowboys	L, 42-31
11/18/96	at Dallas Cowboys	L, 21-6
10/17/99	at Denver	L, 31-10
10/14/01	Baltimore Ravens	W, 31-23
10/13/02	at New England	W, 28-10
11/16/03	at Tampa Bay	W, 20-13
12/20/09	at Pittsburgh	L, 37-36
11/25/12	at N.Y. Giants	L, 38-10
10/13/13	at Baltimore Ravens	W, 19-17
09/04/14	at Seattle Seahawks	L, 36-16
12/19/23	L.A. Rams	W, 24-12

### VS. NFL CHAMPION (14-31-1)

10/10/26	Chicago Cardinals	L, 13-7	10/10/48	Chicago Cardinals	L, 17-7
10/31/26	at Chicago Cardinals	W, 3-0	12/05/48	at Chicago Cardinals	L, 42-7
11/24/27	at Frankford	W, 17-9	10/12/52	L.A. Rams	L, 30-28
10/07/28	N.Y. Giants	L, 6-0	12/07/52	at L.A. Rams	L, 45-27
11/18/28	at N.Y. Giants	W, 7-0	11/15/53	Detroit	L, 14-7
12/01/29	at Providence	W, 25-0	11/26/53	at Detroit	L, 34-15
09/24/33	Chicago Bears	L, 14-7	11/21/54	Detroit	L, 21-17
10/22/33	at Chicago Bears	L, 10-7	11/25/54	at Detroit	L, 28-24
09/23/34	Chicago Bears	L, 24-10	10/20/55	at Cleveland Browns	L, 41-10
10/28/34	at Chicago Bears	L, 27-14	11/04/56	Cleveland Browns	L, 24-7
09/29/35	N.Y. Giants	W, 16-7	11/03/57	N.Y. Giants	L, 31-17
10/18/36	Detroit	W, 20-18	10/05/58	Detroit	T, 13-13
11/29/36	at Detroit	W, 26-17	11/27/58	at Detroit	L, 24-14
09/28/41	Chicago Bears	L, 25-17	10/25/59	at Baltimore Colts	L, 38-21
11/01/41	at Chicago Bears	W, 16-14	11/15/59	Baltimore Colts	L, 28-24
09/27/42	Chicago Bears	L, 44-28	10/09/60	Baltimore Colts	W, 35-21
11/15/42	at Chicago Bears	L, 38-7	11/06/60	at Baltimore Colts	L, 38-24
10/17/43	Washington	L, 33-7	09/13/64	Chicago Bears	W, 23-12
09/24/44	Chicago Bears	W, 42-28	12/05/64	at Chicago Bears	W, 17-3
11/05/44	at Chicago Bears	L, 21-0	11/09/69	at Baltimore Colts	L, 14-6
10/06/46	L.A. Rams	L, 12-10	10/04/70	Minnesota	W, 13-10
12/08/46	at L.A. Rams	L, 38-17	11/22/70	at Minnesota	L, 10-3
09/28/47	Chicago Bears	W, 29-20			
11/09/47	at Chicago Bears	L, 20-17			

NOTE - regular season only



## LEE GISSENDANER

SENIOR PERSONNEL EXECUTIVE



PLAYER PERSONNEL

Lee Gissendaner enters his 23rd season overall with the Packers and his second in his current role as senior personnel executive.

Named to his current position on June 1, 2022, Gissendaner originally joined the franchise in 1998 as the team's representative in the National Scouting Service and authored preliminary evaluations of all prospective seniors in upcoming NFL drafts during his initial three seasons with the club. He was then promoted to area scout in 2001, a role he fulfilled for the Packers for 14 seasons (2001-14). From 2015-17, Gissendaner worked as a national scout for the N.Y. Jets with a focus on evaluating top-graded draft prospects. In 2018, he returned to Green Bay as player personnel executive (2018-2021).

Gissendaner began his post-football career by serving as a graduate assistant coach for Kent State University (1997) while working toward his master's degree. He subsequently was named to a scouting position with the Packers on July 8, 1998, by then-Executive Vice President/General Manager Ron Wolf.

A four-year letterman (1990-93) and three-year starter at wide receiver for Northwestern University, Gissendaner led the NCAA in punt return average (21.8 yards) in 1992. That year, he also was named Most Valuable Player in the Big Ten Conference, was a first-team All-Big Ten selection and was voted as Northwestern's team MVP. Gissendaner was named to the Big Ten's 100-Year Anniversary Team during the conference's centennial celebration in 1995 and served as an honorary game

captain for the Wildcats when they hosted Michigan State in November 2013.

Gissendaner graduated from Northwestern in 1994 with a degree in organizational management, and earned his master's in sports administration from Kent State in 1998. In 2022, he was selected to represent the Packers at the Stanford-NFL League of Leaders executive education program.

Originally chosen in the sixth round of the 1994 NFL Draft by the then-Houston Oilers, Gissendaner was released that year at the conclusion of training camp. He then spent the 1995 season with the Toronto Argonauts of the CFL and the summer of 1996 with the World League-champion Scottish Claymores.

In the fall of 1996, Gissendaner returned to the U.S. and went to training camp with the Vikings, eventually spending parts of the '96 season on Minnesota's practice squad.

A four-year letterman at Stow-Munroe Falls High School, in Stow, Ohio, Gissendaner was selected All-Summit County, all-metro area and team MVP at wide receiver during his senior season. A two-time all-metro pole vaulter, he earned three additional varsity letters in track. Gissendaner was inducted into the school's hall of fame in 2002.

In 1999, Gissendaner's accomplishments and community efforts were recognized as he was inducted into the City of Akron/Summit County Sports Hall of Fame.

Gissendaner was born in Akron, Ohio. He and his wife, Jamie, a registered nurse and dance instructor, reside in De Pere, Wis., with their daughter, Leah, 15, and their son, Tyler, 11.

COMMUNITY


PLAYER PERSONNEL

VETERANS



## PATRICK MOORE

ASSISTANT DIRECTOR OF COLLEGE SCOUTING



DRAFT & FREE AGENTS

Patrick Moore begins his sixth season with the Packers' player personnel department and third as assistant director of college scouting after being promoted on

June 1, 2021. He spent three seasons (2018-20) as a college scout in the Southeast region after joining the team on May 25, 2018. Moore spent the previous five seasons as a scout with the Cleveland Browns.

Moore moved into the personnel side with Cleveland after spending the previous 16 seasons as a coach, 14 of which came at the collegiate level. He jumped to the NFL after a five-year stint (2007-11) coaching at Fordham. In his time with the Rams, Moore served as the assistant head coach/offensive line (2010-11), defensive coordinator (2009) and linebackers/special teams coach (2007-08). As assistant head coach/offensive line, Moore oversaw a blocking attack that helped pave the way for the Rams to finish second in the conference with an average of 176.0 rushing yards per game in 2010. At the helm of the special teams unit, Moore helped Fordham lead the Patriot League with 9.4 yards per punt return in 2008. Moore also coached punter Ben Dato, who registered the third-best punting average (44.7) in school history in 2007 and earned consensus All-America honors.

Prior to his time at Fordham, Moore spent eight seasons at four college coaching stops. From 2005-06, he served as tight ends/special teams coordinator at Louisiana Tech, where he coached former Packers CB Tramon Williams. As a graduate assistant at Auburn from 2002-04, Moore was part of a staff that helped the Tigers to an undefeated 13-0 season in 2004 as well as a Sugar Bowl victory. Moore arrived at Auburn from Western Carolina, where he spent the 2000-01 seasons as a linebackers coach.

Moore's first collegiate coaching stop was at his alma mater, Illinois Wesleyan, in 1997, where he spent the year as the program's offensive line coach. He then moved on to his high school alma mater, coaching two seasons at Normal (Ill.) Community High School.


Moore played college football at Illinois Wesleyan, where he graduated with a business administration degree. He also has master's degrees from Western Carolina and Auburn. Moore splits time between Green Bay and Auburn, Ala.

2022 REVIEW

RECORDS & HISTORY

LAMBREAU FIELD

MISC.



## LUKE BENUSKA

COLLEGE SCOUT



Luke Benuska enters his eighth season in the Packers' personnel department and second as a college scout covering the Southeast region. Benuska (ben-00-ska) previously covered the West region (2018-21) and served as a pro scout in 2017. He joined the team as a scouting intern in the personnel department during the 2016 season.


Prior to joining the Packers, Benuska worked in the football recruiting office at his alma mater, TCU.

Benuska played collegiately at TCU, where he saw action in 22 games and was a two-year letterman (2014-15) at offensive tackle. He appeared in all 13 games for the No. 11-ranked Horned Frogs as a senior in 2015, when the program rallied from a 31-point deficit to win in triple overtime, 47-41, against Oregon in the Alamo Bowl. TCU's offensive unit was one of the conference's most efficient during his senior season, with 4,976 total yards (1,933 rushing, 3,043 passing) on 745 plays (6.7 avg.).

Benuska lettered for the first time in his career as a junior in 2014, appearing in six contests on the offensive line. The No. 6-ranked Horned Frogs were ultimately crowned Chick-fil-A Peach Bowl champions in the largest margin of victory in CFA Peach Bowl history, 42-3, over No. 9 Ole Miss.


Benuska saw game action for the first time as a sophomore in 2013, playing on special teams in four contests.

Born in Pasadena, Calif., Benuska earned a B.B.A. in entrepreneurial management from TCU in 2015. While attending San Marino (Calif.) High School, he lettered three times as a tight end on the football team. Benuska also played volleyball and basketball, both of which he lettered in twice. He currently resides in Chicago with his wife, Shana.



## CHRIS GAINES

COLLEGE SCOUT



Chris Gaines enters his fifth season with the Packers' player personnel department and his second as a National Football Scouting Inc. college scout after being named to the position on July 22, 2022. He is responsible for scouting the Southwest region and serves as the team's National Football Scouting representative to the annual NFL Scouting Combine.

Gaines previously worked as a scouting assistant (2019-22) after originally joining the Packers in 2016 as a football technology assistant.

Prior to joining the Packers, Gaines was a web application developer for Golevel in Port Orange, Fla., from 2013-16.

Gaines graduated from Florida State in 2013 with a B.S. degree in information technology. He graduated cum laude from Spruce Creek High School in Port Orange, playing football all four years and earning two letters as a left tackle. Born in Seattle, Wash., Gaines lives in Green Bay.

### ED BLOCK COURAGE AWARD

In 1978, the Baltimore Colts started an effort to raise funds for abused children and conceived an award they named after their longtime trainer, the late Ed Block. In 1984, the award was taken leaguewide to honor one player from each team who, in the eyes of his teammates, best exemplifies and displays courage. Below are the Packers' winners, as voted by their teammates, from 1984-2022:

1984 . . . . . Ron Cassidy	1997 . . . . . Robert Brooks	2010 . . . . . Charles Woodson
1985 . . . . . Ezra Johnson	1998 . . . . . Craig Newsome	2011 . . . . . T.J. Lang
1986 . . . . . Karl Swanke	1999 . . . . . Earl Dotson	2012 . . . . . Tramon Williams
1987 . . . . . Keith Uecker	2000 . . . . . Josh Bidwell	2013 . . . . . Johnny Jolly
1988 . . . . . Mark Murphy	2001 . . . . . Santana Dotson	2014 . . . . . Jordy Nelson
1989 . . . . . Herman Fontenot	2002 . . . . . Kabeer Gbaja-Biamila	2015 . . . . . Sam Barrington
1990 . . . . . Perry Kemp	2003 . . . . . Gilbert Brown	2016 . . . . . Jayrone Elliott
1991 . . . . . Vai Sikahema	2004 . . . . . Marco Rivera	2017 . . . . . Mike Daniels
1992 . . . . . Tootie Robbins	2005 . . . . . Donald Driver	2018 . . . . . Aaron Rodgers
1993 . . . . . Johnny Holland	2006 . . . . . Jon Ryan	2019 . . . . . Mason Crosby
1994 . . . . . George Teague	2007 . . . . . Chris Francies	2020 . . . . . Billy Turner
1995 . . . . . Reggie White	2008 . . . . . Mark Tauscher	2021 . . . . . Aaron Jones
1996 . . . . . Brett Favre	2009 . . . . . Nick Collins	2022 . . . . . De'Vondre Campbell





## JOE HUEBER

### COLLEGE SCOUT

Joe Hueber enters his ninth season with the Packers and his seventh as a college scout, covering the Midwest region in 2023. Hueber previously served as a scouting assistant (2015-16) for the team's personnel department.

Prior to joining the Packers, Hueber was a recruiting assistant for the University of Pittsburgh's football program for three seasons (2012-14). While at Pitt, Hueber's contributions to the Panthers' daily recruiting efforts helped the program see a rise in impressive young talent. In his first season with Pitt, the program boasted a 27-player recruiting class that was ranked 20th nationally and third in the Atlantic Coast Conference by Scout.com.

Hueber followed up a successful first season with a 2013 recruiting class that contained 12 true freshmen who saw immedi-

ate playing time, including seven players who made at least one start during the regular season. The freshman class also featured players who led the team in eight different statistical categories.

Before joining the Panthers, Hueber gathered valuable experience at his alma mater, the University of Minnesota, where he assisted the program in its evaluation and recruitment process while earning his B.A. in sports management in 2010.

Hueber also served as an undergraduate recruiting assistant for the University of Iowa, where he began his college education.

A native of Madison, Wis., Hueber is a graduate of Madison Memorial High School. He is the son of Jim Hueber, a former University of Wisconsin running backs coach (1992-94) and offensive line coach (1995-2005).

Born in St. Louis Park, Minn., Hueber is single and resides in Madison, Wis.



PLAYER PERSONNEL

COMMUNITY



## SEAN LINTON

### COLLEGE SCOUT

Sean Linton enters his fifth season with the Packers and second as a college scout covering the West region after being named to the position on July 22, 2022. Linton previously spent two seasons as a scouting assistant (2020-2021). He originally joined the Packers in 2019 as a training-camp scouting intern and returned to Green Bay as a full-season scouting intern in 2020 before being promoted in the middle of the season to scouting assistant.


Prior to joining the Packers, Linton spent four years (2015-19) working for Dexcom in San Diego, Calif., as a medical sales representative.

Linton played both wide receiver and cornerback at San Jose State (2011-2014). He was named to the Academic All-Mountain West team in 2013 and was part of a 2012 team that won the Military Bowl after an 11-2 season.

Linton graduated from San Jose State in 2015 with a degree in communication studies.

Linton played wide receiver at Helix High School in La Mesa, Calif. He was a 2009 second-team All-Grossmont League South pick and was named to the ALGA All-Star team and *San Diego Union-Tribune* All-Academic Team in 2009. He also received All-East County honorable mention as a junior.

Born in Rochester, N.Y., Linton resides in Phoenix, Ariz., with his fiancée, Rose.



PLAYER PERSONNEL

VETERANS

DRAFT & FREE AGENTS



## MIKE OWEN

### COLLEGE SCOUT

Mike Owen enters his 12th season with the Packers' player personnel department and ninth as a college scout covering the Northeast region in 2023. He joined the team on May 23, 2012, as a college scout.

Prior to joining the Packers, Owen spent two seasons as an assistant coach at his alma mater, Riverhead (N.Y.) High School, where he coached the tight ends and helped with the linebackers. He was a four-year letterman (2006-09) at Syracuse University, where he played tight end, defensive end and linebacker during his career. Elected a team captain as a senior, Owen finished his career with 36 receptions for 319 yards (8.9 avg.) and three touchdowns.

Owen played in all 12 games with 10 starts as a senior in '09 and hauled in 12 passes for 93 yards (7.8 avg.) and a TD. As a junior, he started 11 contests and ranked No. 2 on the team with 19 catches for 175 yards (9.2 avg.) and two TDs. He recorded single-game career highs for receptions (five), receiving yards (59) and receiving TDs (two) vs. Akron that season.


Owen moved to tight end prior to the 2007 season after hav-

ing switched to defensive end from linebacker before the '06 campaign. He posted a career-best three tackles on special teams vs. Louisville in 2007. Owen earned a degree in child and family studies at Syracuse.

At Riverhead High, Owen was ranked the No. 18 outside linebacker in the nation by Tom Lemming on ESPN.com. He was also rated the No. 9 prospect in New York by Rivals.com and the 12th-best prospect in the state by *SuperPrep*. Owen played in the 2005 Governor's Bowl, an all-star game featuring the top prospects from New York and New Jersey.

As a senior in 2004, Owen recorded 51 tackles, two sacks and an interception despite battling through an elbow injury throughout the season. As a junior, he posted 113 tackles and a fumble recovery on his way to earning all-county and second-team All-Long Island honors. Owen was named the team MVP as a junior and earned the 2004 Pat Kelly Award for overcoming serious injury. He also won the Carl Smith Award in '03 for outstanding achievement in academics and athletics.

Owen and his wife, Mandee Jo, reside in Columbia, S.C., with their sons, Jaxson, Bryson and Kaiden.



2022 REVIEW

RECORDS & HISTORY

LAMBEAU FIELD


MISC.





## BRANDIAN ROSS

COLLEGE SCOUT



After five years in the NFL as a defensive back, Brandian Ross enters his sixth season as a college scout for the Packers, his fourth covering the Southwest region. He previously covered the Midlands region for two seasons after being officially named to the position on May 25, 2018. Ross spent the 2017 season as a scouting intern with Green Bay and was elevated to scouting assistant in January 2018 before being promoted to his current position.

Ross (first name pronounced Brandon) originally signed with Green Bay as an undrafted free agent in 2011 and spent time on the Packers' practice squad during the 2011-12 seasons. He appeared in 43 games with 24 starts in 2012-14 as a safety with the Oakland Raiders. Ross would also have stints with the Miami Dolphins (2014) and San Diego Chargers (2015), playing in one game at each stop.

Ross accumulated 183 tackles (119 solo), 14 passes defended, two sacks, two interceptions and two forced fumbles during his career. The best season of his career came in 2013 in Oakland, where he played in all 16 games with 13 starts for

the Raiders. He racked up a career-high 101 tackles (59 solo), good for No. 4 on the team, six passes defended, two sacks and a forced fumble. His two sacks tied him with S Charles Woodson for the second most among Raiders defensive backs in 2013.


Collegiately, Ross played in 45 games with 33 starts in four seasons at Youngstown State. He notched 233 tackles (135 solo), seven INTs and two forced fumbles for the Penguins. Ross was a second-team All-Missouri Valley Football Conference selection as a senior in 2010, leading the team with three interceptions. He paced Youngstown State with 98 tackles (49 solo) as a sophomore in 2008, tallying 4½ tackles for a loss, three passes defended and an INT.

Ross was born in Richmond, Va. He is married with three children, Brandian Jr., 11, Kaiden, 10, and Bailey, 7. Ross and his family reside in Fort Worth, Texas.



## BRETT THIESEN

COLLEGE SCOUT



Brett Thiesen enters his sixth season with the Packers' player personnel department and his second as a college scout covering the Midlands region for the Packers in 2023.

Thiesen (THEE-sin) spent three seasons as a National Football Scouting Inc. college scout after being named to that position on June 11, 2019, and served as the team's National Football Scouting representative to the annual NFL Scouting Combine. Thiesen started with the team as a scouting intern during the 2018 season, helping with the evaluation of college and pro prospects.

Prior to joining the Packers, Thiesen spent three years evaluating high school recruits for college football programs. He served as the assistant director of personnel at Liberty University in 2016 before working in the same role for the University of Tennessee in 2017. He began his scouting career as a personnel intern, first for Mississippi State in the spring of 2015 and then at the University of Miami for the 2015 season.

Thiesen played collegiately at wide receiver as a preferred walk-on at the University of Kentucky in 2010 before transferring to Troy University.

Thiesen earned a degree in sports management from Troy in 2015, and is a native of Jensen Beach, Fla. He played just one season of football at Jensen Beach High School, earning second-team all-state and first-team all-area honors as a senior in 2009. He also lettered all four years in baseball for the Falcons.

His father, Gator, played baseball at Mississippi State while his mother, Lisa, was a cross-country runner for the Bulldogs. Thiesen resides in Green Bay.



## DANNY MOCK

COLLEGE SCOUTING COORDINATOR

Now enjoying his 27th season with the Packers and 44th in the NFL, Danny Mock is responsible for a variety of scouting services as the team's college scouting coordinator. Mock's duties include tracking Green Bay's scouts who scour the country looking for players and coordinating all-star, combine and draft meetings.

Mock gained his first NFL experience as a member of the Atlanta Falcons' grounds crew from 1980-85. In addition to his duties on the field, Mock served as a film assistant from 1983-86. Following three seasons in the film department, the NFL moved to video and Mock was promoted to assistant video director by the Falcons in 1986.

After serving two years in that capacity, Mock turned to the player personnel side of football. For the following nine seasons (1988-96), he acted as the administrative assistant in the Falcons' player personnel department.

Having lived in the South his entire life, Mock headed north when he was named the Packers' college scouting coordinator on June 28, 1997, by then-Executive Vice President/General Manager Ron Wolf.

Mock attended Abraham Baldwin Agricultural College (1981-82) in Tifton, Ga., majoring in turf management and business.

Mock had earlier attended Gilbert (Ariz.) High School while growing up in the Phoenix area. He graduated from Duluth (Ga.) High School, where he lettered three times for the basketball team. During his sophomore basketball season, Mock was a teammate of 1980 Heisman Trophy winner George Rogers, who later would go on to star in football at the University of South Carolina and play seven seasons in the NFL. Mock also was elected team captain in basketball for his senior season, leading the school to the state quarterfinals.

Mock is a member of the National Football Foundation and the Wisconsin Football Coaches Association (WFCA), acting as the Packers' liaison to the latter organization. He was honored by the WFCA in 2008, when he was awarded the Dave McClain Distinguished Service Award for his outstanding service to football in Wisconsin and again in 2011 as an inductee into the WFCA Hall of Fame. In 2023, he begins his 20th year serving as the video cameraman for the De Pere (Wis.) High School football team.

Mock is a fan of local sports teams, including the University of Wisconsin-Green Bay women's and men's basketball teams, and the Milwaukee Brewers.

Mock has two daughters, Elizabeth (Brent) Jansen, 33, and Sarah, 30, and resides in De Pere, Wis.



PLAYER PERSONNEL/  
FOOTBALL SUPPORT STAFF

COMMUNITY

PERSONNEL/  
SUPPORT

VETERANS

DRAFT &  
FREE AGENTS

2022  
REVIEW

RECORDS &  
HISTORY

LAMBEAU  
FIELD

MISC.



## RED BATTY

EQUIPMENT MANAGER

A veteran in his area of expertise, Gordon "Red" Batty is in his 30th season as equipment manager of the Green Bay Packers and his 43rd season in the NFL.

Batty is responsible for properly outfitting players with the safest and most advanced equipment, as well as ordering and maintaining all of the team's equipment and sideline apparel. Immediately prior to joining the Packers, he had spent 13 seasons (1981-93) in the same position with the then-Houston Oilers.


Batty remarkably is in his 50th season in the equipment field. He began his career in 1974 at age 14 as a ball boy for the Montreal Alouettes of the Canadian Football League. Six years later, he was elevated to the position of equipment manager for the Alouettes. During Batty's tenure in Montreal, the Alouettes won two Grey Cups (1974 and '77).

Batty subsequently joined the Oilers in June 1981 at the age of 22. He also purports to be the first native-born Canadian to garner both a Grey Cup and Super Bowl ring, and he now has two of each, the latter distinction earned when the Packers captured Super Bowls XXXI and XLV with Batty in charge of the team's equipment. He also worked his sixth Pro Bowl following the 2021 season.

Upon being named to the Packers' staff on Jan. 24, 1994, Batty became only the fifth person in club history to hold the title of equipment manager. Batty (pronounced BATT-ee) was born in Montreal and has two children, a daughter, Chelsei, 32, and a son, Cameron, 27.

Batty has served as the equipment coordinator for what is now known as the NFL Players Rookie Premiere preseason event for the past 29 years. Batty is given the duty of communicating with each rookie invitee's team equipment manager to secure equipment and jerseys utilized for trading-card photo shoots.

A devout hockey fan, Batty has also worked several NHL Winter Classic and Stadium Series outdoor games.





## CHRIS CARR

DIRECTOR OF PERFORMANCE  
PSYCHOLOGY & TEAM BEHAVIORAL HEALTH CLINICIAN

Chris Carr enters his fourth season with the Packers in 2023 after being named the club's director of performance psychology and team behavioral health clinician on April 2, 2020. Carr, who had worked for the Packers as a consultant since 2018, joined the team after working as a sports and performance psychologist at Ascension St. Vincent Sports Performance in Indianapolis since 2006. In his current role in Green Bay, Carr is responsible for performance psychology and mental-health services for the players, staff and organization.

In 15 years at St. Vincent, Carr coordinated training, supervision, research and applied practice in sport and performance psychology while also providing individual counseling and consultation services. Prior to joining St. Vincent, Carr was the sport/performance psychologist at the Methodist Sports Medicine Center in Indianapolis from 2000-2006.

Carr has served as a consultant for multiple professional sporting organizations, including the Packers, Indiana Pacers (2011-2020), Indiana Fever (2001-13), Oklahoma City Thunder (2008-11), Kansas City Royals (1999-2005), Columbus Crew (1996-2000), Tasman Motorsports (1996-98) and Arizona Cardinals (1994-95). He has also worked with numerous collegiate athletic programs, including Ball State University (2015-20), Butler (2015-20), Purdue (2001-07, 2013-18), Indiana (2007-13), Ohio State (1995-2000), Arizona State (1994-95) and Washington State (1992-94).

Carr has also worked extensively with the United States Olympic and Paralympic Committee (USOPC) since 1992 as a member of USOPC Registry of Sport Psychology Providers. Carr was the sport psychologist for the United States Men's Alpine Ski Team from 1992-2002, attending the 2002 Winter Olympic Games in Salt Lake City, Utah. He also served as the United States Diving National Team's sport psychologist from 2004-08 and accompanied the team to the 2008 Summer Olympic Games in Beijing, China. Outside of the sporting world, Carr also consulted with the United States Navy Officer Candidate School at the Naval Air Station in

Pensacola, Fla., from 1998-2001.

Carr received a doctorate of philosophy (Ph.D.) in counseling psychology with a minor in exercise science/sport psychology from Ball State (Muncie, Ind.) in 1992. He spent the third year of his Ph.D. program (1989-90) as a clinical research assistant in sport psychology at the United States Olympic Training Center in Colorado Springs, Colo., where he worked with elite-level athletes and coaches prior to the 1992 Olympic Games.

Carr received his bachelor of arts in psychology from Wabash College (Crawfordsville, Ind.) in 1982. While at Wabash, Carr was a four-year member and two-year starting offensive lineman for the Little Giant football team. He also studied off-campus at Oxford University in Oxford, England, during the spring semester of his junior year (1981), playing club rugby during his stay. Carr then completed his Master of Arts in counseling psychology at Ball State, where he was a graduate assistant football coach (offensive line/special teams) from 1983-84.

Carr is a licensed psychologist in the states of Wisconsin and Indiana, where he is also HSPP-endorsed (Health Service Provider in Psychology). A former president of Division 47 (Society for Sport, Exercise, and Performance Psychology) of the American Psychological Association (APA) who served on its executive committee from 2007-09, Carr was awarded the Bruce Ogilvie Award for Professional Practice by APA Division 47 and was honored at the 2020 APA Convention. From 2007-2020, Carr coordinated the Big Sky Sport Psychology Conference in Big Sky, Mont., an annual conference for licensed mental-health providers that work specifically in athletics and sport organizations; he now serves as the senior advisor for the meeting.

A native of Muncie, Ind., Carr now lives in Suamico, Wis., with his wife, Kelli. Their daughter, Rachel, is a club gymnastics coach at Eurostars Gymnastics in Plymouth, Mich., and is an honors graduate of Central Michigan University, where she was a member of the women's gymnastics team. Rachel is married to Derek Edwards, a Central Michigan graduate and three-year starter at offensive tackle for the Chippewas, and they have a daughter, Clara.



## BRYAN ENGEL

DIRECTOR OF SPORTS  
MEDICINE/HEAD ATHLETIC TRAINER

Now entering his 27th season overall with the Packers, Bryan Engel begins his second season as director of sports medicine/head athletic trainer after serving as head athletic trainer from 2015-2021 and assistant athletic trainer from 1999-2014. He first joined the Packers as a seasonal assistant/intern in the athletic training department in 1997. Promoted to his current position in July 2022, Engel oversees the team's medical care on a daily basis.

Engel was a member of the Packers' athletic training staff that was honored by its peers with the NFL Athletic Training Staff of the Year award in 2011. He also was named the Tim Davey NFC Assistant Athletic Trainer of the Year in 2013.

Professionally, Engel starts his first year as president of the Professional Football Athletic Trainers Society (PFATS) having previously served as the president-elect and on the executive committee as an NFC assistant representative and on the PFATS advocacy committee. He has also worked extensively with the PFATS Foundation, previously serving as its president and director of internal education. The foundation's purpose is to ensure the highest quality of health care is provided to the National Football League and works closely with the NFL, NFL Physician


Society and the National Athletic Trainers Association (NATA) to improve the health and safety of athletes through continuous research, innovation and education.

Engel also spent time on the athletic training staff of the New England Patriots as a seasonal assistant/intern (1996-97) and training-camp intern (1995).

Engel earned his B.S. degree in kinesiology with an emphasis in athletic training from the University of Illinois in 1998. In addition to his degree, Engel is a certified athletic trainer and a member of the National Athletic Trainers Association. He also holds certification as a corrective-exercise specialist and performance-enhancement specialist from the National Academy of Sports Medicine and is certified in the functional-movement screen.

A native of Hanover Park, Ill., Engel is married to Jennifer, with whom he has three sons, Drew, 23, Ryan, 21, and Evan, 19.

Diagnosed in 2010, Evan lives with Type 1 diabetes (T1D). Engel and his wife are both active volunteers for JDRF, with Jennifer having served on the executive board as secretary and as advocacy team chair for the northeast Wisconsin chapter. Evan was selected as a delegate for the 2017 JDRF Children's Congress and went to Washington, D.C., to advocate on Capitol Hill for strong funding for T1D research.







## ADAM KORZUN

DIRECTOR OF PERFORMANCE NUTRITION

Hired in July 2014 for this newly created role with the team, Adam Korzun enters his 10th season as the director of performance nutrition with the Packers. He oversees all aspects of player nutrition, hydration and supplementation, as well as managing and operating Team Dining and Staff Dining for the organization.

Korzun came to Green Bay after serving as the director of sports nutrition for the University of Oregon athletic department since August 2012, where he oversaw sports nutrition for all of the school's teams and athletes. Korzun was responsible for planning and creating an athlete training table operated independently by the athletic department. Under his direction, participation in the Ducks' training-table meals increased from three teams to 15 teams in just one year, and the program served more than 800 meals per day.

Early in his career, Korzun worked in different roles for Four Seasons Hotel-Boston (2000-02), Legal Seafoods (2001-07), Boston Medical Center (2004-06) and SNAP (Smart Nutrition Application and Practice) (2006-07).

In 2007, he started working as a sport dietitian for the United States Olympic Committee and implemented a performance-nutrition platform into training tables at several U.S. Olympic training centers. He also provided individual and team nutrition counseling and testing for athletes across all sporting disciplines while traveling domestically and internationally as part of the Olympic delegation.

In April 2009, he began focusing almost exclusively on the U.S. Ski and Snowboard Association, and in May 2010, he became the full-time high-performance dietitian for the association. During the 2010 Olympic Games in Vancouver, he developed and implemented the Vancouver Chef program, which trained and placed a personal chef for each of the ski and snowboard teams. He traveled with all of the association's teams throughout the year during training and competition as a sport dietitian and chef.

Korzun graduated summa cum laude from Johnson & Wales University (Providence, R.I.) with a bachelor of science in culinary nutrition and an A.A.S. in culinary arts in 2003, and he earned a master of science in nutrition, with a focus on exercise physiology, from Boston University in 2004. He is also a registered dietitian and is board-certified as a specialist in sports dietetics.

Korzun has also worked as a consultant for MLB and NBA organizations as well as the Red Bull High Performance Team.

Born in Mobile, Ala., Korzun currently resides between Green Bay and Mobile with his wife and three stepchildren.



FOOTBALL SUPPORT STAFF

COMMUNITY

FOOTBALL SUPPORT

VETERANS

DRAFT & FREE AGENTS

2022 REVIEW

RECORDS & HISTORY

LAMBEAU FIELD

MISC.



## DARRYL FRANKLIN

CHIEF OF STAFF

Darryl Franklin enters his fifth season with the Packers after being named the club's chief of staff in January 2019 by Head Coach Matt LaFleur.

Franklin works closely with LaFleur, serving as his main liaison to the various departments throughout the organization. He also serves as the liaison between LaFleur and the league office and as the Bill Walsh Minority Internship Program coordinator.


Prior to coming to Green Bay, Franklin worked in the Washington Redskins' player personnel department for seven seasons (2012-18). From 2012-14, he worked as a scout for BLESTO in the northeast region before serving as a pro scout from 2015-18.

During the 2010-11 seasons, Franklin was based in Jacksonville, Fla., as a scouting assistant for BLESTO. He spent the 2009 season as an intern for BLESTO before transitioning to a full-time position. Franklin spent the 2008 season with the Detroit Lions as a player personnel intern, aiding in both college and pro scouting.

Prior to entering the NFL, Franklin spent three years as a graduate assistant at Central Michigan University, where he initially helped with the defense before later assisting with the offense. Franklin earned a master's degree in administration from Central Michigan with a sport concentration. He completed his master's project on predicting NFL career longevity using combine results.

Franklin earned undergraduate degrees at the University of Missouri, majoring in broadcast journalism and political science. He also served as a student assistant for the Tigers' football team, primarily working with the school's recruiting coordinator and quarterbacks coach.

Originally from Toronto, Franklin attended Mount Hebron High School in Ellicott City, Md., where he served as the football team's student assistant. Franklin currently resides in Green Bay.







## JOE McKILLIP

COACHING OPERATIONS COORDINATOR

Joe McKillip enters his fifth season in Green Bay and third as the team's coaching operations coordinator after spending two years (2019-20) as the assistant chief of staff. He works closely with the chief of staff, Darryl Franklin, and Head Coach Matt LaFleur, assisting them with day-to-day operations including the coordination of meeting and practice schedules, the football calendar, organizing team and staff events as well as providing administrative assistance to the coaching and operations staffs.


Prior to joining the Packers, McKillip worked in football operations at North Carolina State for six years (2013-18) under the Wolfpack's head coach, Dave Doeren. He started as assistant director of football operations from 2013-14 before being promoted to director of football operations in 2015. In the director role, McKillip oversaw team logistics and day-to-day operations including fall camp organization, game-weekend

arrangements for both home and away games, weekly team schedules, bowl-game preparation and coordination of the spring football schedule and summer high school football camps. He also assisted with recruiting functions and external community relations.

Before coming to North Carolina State, McKillip worked at the University of Wisconsin and then at Northern Illinois University. At Northern Illinois, he served as a football operations graduate assistant in 2011 and then as the assistant director of football operations and on-campus recruiting coordinator in 2012.

Prior to working at Northern Illinois, McKillip worked as a student manager for the Badger football team for four years. He graduated from Wisconsin with a degree in communications in 2011.

A native of Burlington, Wis., McKillip lives in Green Bay with his wife, Alison, and 4-year-old twins – daughter, Josie, and son, Thomas.



## MIKE HALBACH

DIRECTOR OF FOOTBALL TECHNOLOGY


Now entering his 20th season with the Packers, Mike Halbach begins his ninth season as the team's director of football technology after serving as manager of football technology in 2014. He first joined the Packers as a video intern in 2004 before working as a video assistant from 2005-14.

In his current role, Halbach leads the team's efforts in football analytics, the development and administration of football information systems, and the technical and audio-visual innovations impacting football operations. He was instrumental in the Packers' transition from paper to digital playbooks and from standard- to high-definition video. He developed and ex-

ecuted the team's game plan for the virtual, at-home NFL Draft in 2020 and played a key role in the football-facility expansion to Lambeau Field, which opened in 2023. His gameday role includes overseeing the sideline technologies used in-game by the coaches and players and assisting the head coach with game-management decisions.

Halbach graduated summa cum laude from the University of Wisconsin-Green Bay in 2005 with a B.S. in communication processes with an emphasis in electronic media. He also earned a B.A. in communication and the arts with a minor in corporate communication.

A Wisconsin native, Halbach grew up on a family dairy farm in Hilbert, Wis. He and his wife, Stephanie, have three sons and a daughter.



### PACKERS HEAD-COACHING DEBUTS

Matt LaFleur, the 15th head coach in Green Bay history, became the first Packers coach to play his first official league contest outside of Wisconsin when Green Bay played at Soldier Field vs. the Chicago Bears to open the 2019 season.

Coach	Date	Opponent	Site	Result
Earl "Curly" Lambeau	10/23/21	Minneapolis Marines	Hagemeister Park, Green Bay	W, 7-6
Gene Ronzani	09/17/50	Detroit Lions	City Stadium, Green Bay	L, 45-7
Lisle Blackburn	09/26/54	Pittsburgh Steelers	City Stadium, Green Bay	L, 21-20
Ray "Scooter" McLean	09/28/58	Chicago Bears	*Lambeau Field, Green Bay	L, 34-20
Vince Lombardi	09/27/59	Chicago Bears	*Lambeau Field, Green Bay	W, 9-6
Phil Bengtson	09/15/68	Philadelphia Eagles	Lambeau Field, Green Bay	W, 30-13
Dan Devine	09/19/71	New York Giants	Lambeau Field, Green Bay	L, 42-40
Bart Starr	09/21/75	Detroit Lions	County Stadium, Milwaukee	L, 30-16
Forrest Gregg	09/02/84	St. Louis Cardinals	Lambeau Field, Green Bay	W, 24-23
Lindy Infante	09/04/88	Los Angeles Rams	Lambeau Field, Green Bay	L, 34-7
Mike Holmgren	09/06/92	Minnesota Vikings	Lambeau Field, Green Bay	W, 23-20 (ot)
Ray Rhodes	09/12/99	Oakland Raiders	Lambeau Field, Green Bay	W, 28-24
Mike Sherman	09/03/00	New York Jets	Lambeau Field, Green Bay	L, 20-16
Mike McCarthy	09/10/06	Chicago Bears	Lambeau Field, Green Bay	L, 26-0
Matt LaFleur	09/05/19	Chicago Bears	Soldier Field, Chicago	W, 10-3

\*—Then known as (new) City Stadium, before facility renamed Lambeau Field in 1965



## CHRIS KIRBY

VIDEO DIRECTOR

Now in his 32nd season overall with the Packers, Chris Kirby enters his 10th season as the team's video director.

Kirby joined the Packers as an intern in 1992 before being hired full time as a video assistant in January 1993. He served in that capacity until he was promoted to assistant video director in 2001.

In his current position, Kirby oversees the various department processes that provide coaches, scouts and players with the video tools necessary in talent acquisition, training, self-scouting and opponent game planning. In addition, he also produces numerous motivational videos for the team.

Over the past two decades, Kirby successfully helped the Packers transition through three major format and software upgrades. Today, the video department manages content on various video networks, allowing players and coaches to watch film on their tablets, laptops and other mobile devices.

In addition to three decades of NFL games, Kirby also has shot numerous postseason games, including the 2001 Senior Bowl, the 2005 Cactus Bowl, the 2008, 2012, 2013 and 2016 Pro Bowls and Super Bowls XXXI and XLV.

Born at Tachikawa Air Base in Japan, Kirby earned a B.S. in communications (radio/television/film) from the University of Wisconsin Oshkosh. He and his wife, Beth, reside in De Pere, Wis., and have three sons, Mason, Landon and Brennan.



FOOTBALL SUPPORT STAFF

COMMUNITY

FOOTBALL SUPPORT

VETERANS


DRAFT & FREE AGENTS

2022 REVIEW

RECORDS & HISTORY

LAMBEAU FIELD

MISC.



## MATT KLEIN

DIRECTOR OF FOOTBALL LOGISTICS/TEAM TRAVEL

Matt Klein enters his fifth season in charge of the Packers' football logistics and team travel and his 25th season with the club overall.

Klein spent the 2018 season as director of coaching operations/team travel and worked the 12 previous seasons as the team's football administration coordinator. He originally joined the Packers as administrative assistant/football in 1999.

Klein is responsible for coordinating the travel arrangements for every Packers home and away game, which includes air and ground transportation and securing hotel accommodations for the team, coaching staff and all members of the traveling party. His duties include traveling to road-game locations two or three days in advance of the team in order to direct travel arrangements onsite. In addition, he serves as the point of contact for visiting teams traveling to Green Bay. Klein assists the personnel department with travel details for the team's tryout players, free agents and local pro day as well as the Packers' pre-draft visits. Klein continues to coordinate all offseason and training-camp logistics, including housing and transportation. He assists with corporate travel requests and works as an advisor to the football-operations and coaching staffs.


As football administration coordinator and then as director of coaching operations/team travel, Klein was responsible for

coordinating all facets of the team's daily operations, including the coaching staff's schedule, in addition to his travel-coordination duties. He also served as the coaching staff's liaison on all matters relating to the athletic training, equipment, communications, video and football technology departments. Klein was the point person in managing each Packers practice and team function, including offseason minicamps, organized team activities and training camp.

In 2010, he served as part of a group of team staffers that helped plan the arrangements needed to move the organization's operations to North Texas for the week leading up to Super Bowl XLV.

A native of Clintonville, Wis., Klein spent five seasons working with Barry Alvarez and the football staff at the University of Wisconsin. He contributed to a program that earned berths in four bowl games, including a victory in the Rose Bowl after the '98 season. Klein left school early to accept a position with the Packers in 1999. He completed his coursework at the University of Wisconsin-Green Bay and earned his bachelor's degree in marketing, with a minor in economics.

Klein and his wife, Leah, live in Green Bay and have two sons, Nathan and Owen. Nathan is in his fourth year as a student assistant with the University of Oklahoma football team.





## MELANIE MAROHL

DIRECTOR OF FOOTBALL ADMINISTRATION/PLAYER FINANCE

Now entering her 23rd season with the team, Melanie Marohl begins her fourth season as the Packers' director of football administration/player finance after serving as manager of football administration/player finance from 2018-2020. She first joined the Packers as a salary cap analyst in July 2001.

In her current role, Marohl works closely with Executive Vice President/Director of Football Operations Russ Ball while overseeing database management and reporting as it relates to the club's salary-cap planning, cash spending and roster management. She is responsible for preparing and constructing player contracts while also ensuring the team stays current on rules, policies and documentation mandated by the current collective bargaining agreement between the NFL and NFLPA. Marohl is responsible for monitoring player bonuses and working with the team's finance department on player-salary payments. She also serves on the NFL Club Services Committee, which helps innovate and create technology surrounding the salary cap.

Prior to joining the Packers, Marohl spent 12 years (1989-2001) at Schneider National, a logistics and truckload services provider based in Green Bay. From 1989-95, she worked as a capacity development assistant, providing operations support for the on-boarding and training of new drivers. She then served as a driver-recruiting business analyst from 1995-2001, helping design and develop a new software system for tracking driver applicants, gathering system requirements and working with programmers on system development, and handling analytical reporting for the department.

A native of Green Bay, Marohl earned her associate's degree in computer science during her time at Schneider. She and her husband, Todd, live in Ashwaubenton, Wis., and have a daughter, Marisa.



## LINDA NUTHALS


DIRECTOR OF CORPORATE TRAVEL

Linda Nuthals enters her fourth season as the Packers' director of corporate travel and 29th overall season with the team. Nuthals originally joined the team as corporate travel manager in the summer of 1995.

In her current role, Nuthals manages all facets of the organization's business travel, with the exception of the team's travel for away games. She works closely with airlines and other agencies to arrange player travel for workouts, free-agent visits and throughout the pre-draft process. Nuthals also prepares year-round travel for the team's scouting and front-office staffs and oversees travel needs for special events within the organization.

Prior to joining the Packers, Nuthals had worked for various travel agencies in Green Bay and Chicago since 1983.

A native of Green Bay, Nuthals grew up a block away from Lambeau Field, selling programs and parking cars on Packers gamedays. She and her husband, Steve, reside in Suamico, Wis. The couple has three daughters, Courtney (Chase) Ford, Kelsie (Bill) Fumelle and Mackenzie (Andrew) Wick, and five grandchildren, Lleyton, Oakley, Brooks, Zoey and Asher.



### STRENGTH OF SCHEDULE, PACKERS HISTORY

Phil Bengtson, Vince Lombardi's hand-picked replacement, might have dealt with more pressure in 1970 than anyone who has ever coached the Packers. That season, his third and final as Green Bay's head coach, ended at 6-8, with losses in four of his last five games (all on the road). What's more, Bengtson faced the toughest schedule ever thrown at the Packers. The toughest schedules in team history, based on opponent records at the end of that season:

	W	L	Pct	Packers' finish	Notable opponents
1970	113	74	.604	6-8-0, tied for third, division	Super Bowl V-champion Colts (twice), NFC-champion Cowboys
1921	21	14	.600	3-2-1, tied for sixth, league	League-champion Chicago Staleys (9-1-1) in season finale
1933	84	57	.596	5-7-1, third in division	Both NFL title participants (Bears & Giants) twice
1926	79	55	.590	7-3-3, fifth in league	14-1-2 league-champion Frankford Yellow Jackets
1953	82	58	.586	2-9-1, sixth in conference	10-2 NFL-champion Lions (twice), 11-1 Browns
1957	81	63	.563	3-9-0, sixth in conference	Only one team with eventual losing record: 5-7 Bears (twice)
1954	77	60	.562	4-8-0, fifth in conference	9-2-1 conference-champion Lions (twice)
1935	70	57	.551	8-4-0, second in division	9-3 Giants, 7-3-2 NFL-champion Lions (twice)
1975	107	89	.546	4-10-0, tied for third, div.	12-2 Vikings (twice), 12-2 Rams, Super Bowl-champion Steelers
1958	76	64	.543	1-10-1, sixth in conference	NFL-champion Colts (twice); 8-4 Rams (twice)

NOTE – Ties were not figured in opponents' winning percentage from 1921-71.





**GREY RUEGAMER**  
DIRECTOR OF PLAYER ENGAGEMENT



FOOTBALL SUPPORT STAFF

COMMUNITY

FOOTBALL SUPPORT

VETERANS

DRAFT & FREE AGENTS

2022 REVIEW

RECORDS & HISTORY

LAMBEAU FIELD

MISC.

After being named the club's director of player engagement on July 31, 2017, Grey Ruegamer enters his seventh season in the role and 10th year overall in Green Bay after playing three seasons (2003-05) with the Packers as an offensive lineman.

As the director of player engagement, Ruegamer is vital in maintaining locker-room cohesiveness and overall player health. He assists players in acclimating to their roles, both on and off the field and in the Green Bay community, and adapting to a new life in Green Bay.

Ruegamer also oversees the Packers' wide range of programs designed to meet the needs of players and their families in today's NFL. The department provides a framework of assistance within which players and their immediate family members can address the pressures created by daily life and complicated by the demands of playing professional football. The program is also set up to get players prepared for life after football, and helps them seek educational and vocational opportunities.

Ruegamer played 10 total seasons in the NFL on the offensive line, appearing in 124 games with 17 starts during the regular season and 12 contests with two starts in the postseason. After

originally being selected by Miami in the third round (No. 72 overall) of the 1999 NFL Draft and spending one season with the Dolphins, he spent three seasons with the New England Patriots (2000-02) before spending his three seasons in Green Bay and playing the final three seasons of his career with the N.Y. Giants (2006-08). Ruegamer was a member of two Super Bowl champion teams, the 2001 Patriots and the 2007 Giants.

Once his playing career wrapped up, Ruegamer spent three years (2009-10, 2013) as an assistant strength and conditioning coach at the University of Washington. He also earned his bachelor's degree from Arizona State in liberal studies as well as his master's degree in health and human performance from California University of Pennsylvania.


Prior to his current role, Ruegamer was a certified wellness coach and worked at The Summit Medical Fitness Center in Kalispell, Mont., from 2014-16.

A 1998 Walter Camp All-America honoree, first-team All-Pacific-10 selection and one of 12 finalists for the Lombardi Award, Ruegamer was a four-year starter at Arizona State (1995-98). He was inducted into the Sun Devil Athletics Hall of Fame in 2014.

A native of Las Vegas, Ruegamer currently resides with his wife in Green Bay.



**SHERRY SCHULDES**  
DIRECTOR OF FAMILY PROGRAMS



Now in her 31st season overall with the Packers, Sherry Schuldes enters her 28th year leading the team's family programs department after originally joining the organization in 1993.

Beginning in 1996, Schuldes oversaw the creation and development of the family programs department, one of the first of its kind in the NFL. The department offers year-round programming and services for players' and coaches' families moving to and living in the Green Bay area.

Schuldes also led the creation of the Packers Women's Association (PWA), a 501(c)(3) nonprofit organization that allowed coaches' and players' spouses to give back to the Green Bay community. Serving as the PWA's executive director, Schuldes led the organization's support of several local charities, including Paul's Pantry and New Community Shelter, and helped the PWA host food drives, military-appreciation events and other initiatives.

Prior to joining the Packers, Schuldes worked in multiple community-programming roles around the greater Green Bay area. She earned her associate's degree from Northeast Wisconsin Technical College in 1982.

Schuldes was a longtime active board member and volunteer for Rebuilding Together of Greater Green Bay, an organization that has repaired hundreds of homes, free of charge, for individuals who are unable to do so themselves. She also previously served as a member of the St. Vincent's Hospital Advisory Council.

A native of Florence, Wis., Schuldes currently lives in Hobart, Wis., with her husband, John. They have two daughters, Natalie and Ashlee, a son-in-law, Marwan, and two granddaughters, Eliza and Annie Rae.






**Mike Agnew**  
Security Officer




**Dr. Robert Anderson**  
Associate Team Physician



**Tyler Anderson**  
Tittletown Facilities  
Maintenance Assistant




**Kenny Ansel**  
Director of Information  
Technology




**Jennifer Ark**  
Director of Stadium  
Maintenance Services



**Brandon Arndt**  
Shipping & Receiving  
Coordinator



**Matt Arvin**  
Manager of Game Day  
Productions



**Jill Austinson**  
Accounting Specialist



**Randy Baker**  
Atrium Operations Lead



**Tom Bakken**  
Assistant Equipment  
Manager




**Bart Bartelme**  
Lead Fields Assistant




**Mary Bartels**  
Executive Assistant  
of Finance



**Stephanie Blavat-Vesely**  
Partnership Sales &  
Service Executive



**Ryan Blise**  
Fields Assistant



**Duke Bobber**  
Assistant Director  
of Digital



**Cody Boeck**  
Manager of Retail Opera-  
tions & Customer Service




**Andy Bomske**  
Retail Purchasing &  
Inventory Specialist



**Rhonda Borowicz**  
Senior Legal Assistant




**Ben Borus**  
Social Media Coordinator




**Venzell Boulware**  
Pro Scout



**Jennifer Brien**  
Digital UX Coordinator




**James Brocker**  
Sr. HVAC/R Technician



**Julie Broeckel**  
Corporate Giving  
Coordinator



**Ben Brossard**  
Senior Accountant




**Jerry Burke**  
Application Administrator




**Jeff Burruel**  
Ticket Operations  
Coordinator




**Krista Bye-Nagel**  
Partnership Services  
Coordinator



**Philip Caldwell**  
Manager of Ticketing



**Bobbi Cameron**  
Business Systems Analyst




**Gavin Carrigan**  
Assistant Manager of  
Retail Distribution Center



**Nick Castillo**  
Premium Seating  
Coordinator



**Pat Cavanaugh**  
Events Sales &  
Service Manager



**Quandon Christian**  
Pro Scout




**Cliff Christl**  
Team Historian



**Chris Cohorst**  
Human Resources  
Manager



**Derrick Coleman**  
Assistant to Player  
Engagement



**Doug Collins**  
Director of Security/  
Risk Management



**Andy Cornelissen**  
Data Warehouse Analyst




**Jon Corpron**  
Journeyman Electrician



**Justin Crabb**  
Assistant Director  
of Security



**Keith Cronin**  
Manager of  
Guest Services



**Garrison Cummings**  
Assistant Director of  
Brand & Marketing



**Jordy Dale**  
Tittletown Facilities  
Assistant Manager




**Justin Dantzman**  
Assistant Director of  
Facility Operations




**Rob Davis**  
Director of Organizational  
Development & DEI




**Craig Decker**  
Corporate Sales Executive




**Eric DeMars**  
Facilities Assistant



**Andrew DePietropaolo**  
Assistant Athletic Trainer




**Jessica Dickhut**  
Tittletown Events  
Coordinator



**Derek Dimmer**  
Retail Store Manager



**Cathy Dworak**  
Dir. of Community Outreach  
& Player/Alumni Relations



**Dr. James Ebben**  
Associate Team Physician




**Todd Edlebeck**  
Facilities Manager



**Bobbi Jo Eisenreich**  
Manager of Corporate  
& Foundation Giving




**Tom Fanning**  
Assistant Director  
of Communications




**Brennan Feldhausen**  
Manager of Corporate  
Sales - Milwaukee Office



**Ryan Fencil**  
Football Outreach  
Manager




**Kurt Fielding**  
Assistant Athletic Trainer



**Kaitlin Foley**  
Public Affairs Intern



**Betsy Frenzel**  
Guest Services Assistant



### THE USS GREEN BAY

On July 15, 2006, the U.S. Navy christened a 684-foot warship, and dubbed it the USS Green Bay at a shipyard in the New Orleans area.

Constructed in Avondale, La., at a shipyard owned by Northrop Grumman, it is the second Navy vessel to be called the Green Bay, following a small gunboat that patrolled the seas during the Vietnam era.

The newest USS Green Bay, used to carry troops for rapid deployment, launch and recovery, has become a significant part of the U.S. amphibious fleet.

Former Green Bay Packers quarterback Bart Starr appeared in a video that was played at the July 2006 christening ceremony. And Nancy Croy, principal at Green Bay's Lombardi Middle School – named after Starr's legendary coach Vince Lombardi – traveled to attend the christening as part of the school's relationship with the Navy.

Members of the Packers' front office, including President and CEO

Mark Murphy, toured the ship in November 2008 during the team's road trip to New Orleans for a game against the Saints.

Commissioned Jan. 24, 2009, it can carry 360 Navy sailors and as many as 800 Marines. The ship is assigned to the U.S. Pacific Fleet; its home port is at the naval base in San Diego, Calif.

## FRONT OFFICE



**Dawson Friedland**  
Senior Football Data Analyst



**Tyler Gajewski**  
Videographer/Editor




**Jeremy Garth**  
Digital Marketing Coordinator



**Tanner Gess**  
Performance Dietitian




**Nick Goddard**  
Video Assistant




**Steven Golla**  
Security Officer



**Kandi Goltz**  
Assistant Dir. of Game Presentation & Live Events



**Hanna Goral**  
Events Specialist



**Paige Green**  
Payroll Coordinator



**Shea Greil**  
Senior Partnership Services Coordinator




**Brad "Gus" Gustafson**  
Manager of Atrium Operations



**Scott Hansen**  
Security Officer



**Jerry Hanson**  
Staff Counsel




**Ryan Hartwig**  
Assistant Director of Social Media



**Kelly Heim**  
Executive Assistant to the General Manager




**John Heimerl**  
Facilities Assistant




**Haylee Helmle**  
Fan Engagement Manager



**Brent Hensel**  
Hall of Fame Curator



**Katie Hermsen**  
Public Affairs Manager



**Jessica Hill**  
Buyer



**Tim Hodek**  
Assistant Store Manager




**Wes Hodkiewicz**  
Senior Writer



**Adam Hoebelheinrich**  
Broadcast Manager/Producer



**Meiling Hudson**  
Partnership Services Coordinator - Milwaukee Office




**Steven Hudy**  
Senior Social Media Coordinator



**Wendy Jansen**  
Manager of Lambeau Field Events




**Mike Jelenic**  
Senior Systems Administrator



**Kodi Jensen**  
Ecommerce Photographer & Visual Design Specialist



**Allen Johnson**  
Fields Manager




**Scout Johnson**  
Events Sales Executive




**Chrysta Jorgensen**  
Director of Retail Operations



**LaFawn Joslin**  
Guest Services Assistant



**Justine Kaempfer**  
Hall of Fame & Stadium Tours Coordinator



**Lisa Kaiser**  
Executive Assistant to the President



**Brent King**  
Horticulture Technician

## COMMUNITY

## FRONT OFFICE

## VETERANS

## DRAFT &amp; FREE AGENTS

## 2022 REVIEW

## RECORDS &amp; HISTORY

## Lambeau Field

## MISC.






**Ken Kirkpatrick**  
Security Officer




**Chris Kloehn**  
Ticket Office Coordinator



**Mitch Koller**  
Video Assistant



**Rob Konitzer**  
Audio Visual Systems  
Specialist




**Dana Kressig**  
Corporate Sales Executive  
- Digital Sales




**Jackie Krutz**  
Manager of Titledown  
Residential & Programs




**Chris Kuehn**  
Equipment Assistant




**Kevin Kummerow**  
Premium Seating  
Coordinator



**Joey Laine**  
Salary Cap Analyst




**Becky Lamal**  
Help Desk Supervisor/  
Administrative Assistant




**Mariah Larson**  
Digital Content Revenue  
Coordinator




**Spencer Larson**  
Manager of Hall of Fame  
& Stadium Tours




**Elizabeth Lasee**  
Graphic Designer



**David LeGrand**  
Manager of  
Broadcast Sales



**Julie Leung**  
Titledown Programs  
Coordinator




**Molly Linnane**  
Premium Seating  
Coordinator




**Nate LoCascio**  
Communications  
Coordinator



**Darren Lohr**  
Assistant Store Manager



**Daniel Lopez**  
Videographer/Editor



**Patrick Luce**  
Senior Buyer



**Bill Luebker**  
Manager of  
Creative Design



**Joan Malcheski**  
Director of Brand  
& Marketing



**Tony Marconi**  
Systems Administrator



**Larissa Martinez**  
Corporate Giving  
Coordinator




**Larry McCarren**  
Sports Analyst



**Tyler McCune**  
Partnership Services  
Fulfillment Coordinator




**Jason McDonough**  
Director of Ticketing &  
Premium Seating




**Nick McGahan**  
Videographer/Editor




**Dr. Patrick McKenzie**  
Team Physician



**Marissa Meli**  
Associate General Counsel



**Mark Merkey**  
Assistant Manager of  
Retail Distribution Center




**Hannah Meyer**  
Titledown Marketing &  
Digital Coordinator



**Bill Miller**  
Plumber/Beverage  
Systems Technician



**Charlie Millerwise**  
Director of Development  
& Hospitality



**Kevin Mooney**  
Network Administrator

FRONT OFFICE

COMMUNITY

FRONT OFFICE

VETERANS

DRAFT &  
FIRE AGENTS

2022  
REVIEW

RECORDS &  
HISTORY

LAMBEAU  
FIELD

MISC.






**Daniel Moss**  
Manager of  
Premium Seating



**Jesse Motto**  
Security Officer



**Mike Moynihan**  
Director of  
Facility Operations



**Andy Muckerheide**  
Assistant Video Director




**Jon Murphy**  
Corporate Sales Executive



**Scott Murphy**  
Accounting Manager




**Bryan Nehring**  
Assistant Equipment  
Manager



**Kyle Nooker**  
Tittletown Facilities  
Manager



**Craig Nooyen**  
Sr. HVAC Technician



**Lisa Nortman**  
Manager of Partnership  
Services




**Brian O'Connell**  
Senior Digital Analyst



**Tim Odea**  
Equipment Assistant



**Reece Oliver**  
Premium Seating  
Sales Executive




**Theresa Pagel**  
Ecommerce Merchandise  
Specialist



**Derek Paris**  
Fields Assistant



**Wendy Pasowicz**  
Accounts Payable  
Specialist



**Judy Pedersen**  
Assistant Manager of  
Retail Distribution Center




**Jennifer Pertzborn**  
Merchandise Manager




**Scott Peters**  
Assistant Director  
of Security




**Andrew Podlasik**  
Staff Accountant




**Garret Poole**  
Client Support Specialist




**Aaron Popkey**  
Director of Public Affairs



**Lexi Potts**  
Development &  
Hospitality Coordinator



**Jack Prominski**  
Manager of Football  
Analytics



**Eric Proisie**  
Manager of Football  
Application Development




**Hannah Puissant**  
Fan Engagement  
Coordinator




**Sarah Quick**  
Assistant Director of  
Communications



**Joe Ranthum**  
Tittletown Landscape  
Manager



**Bill Rasmussen**  
Facilities Manager



**Steve Reedy**  
Corporate Sales Executive




**Michael Renier**  
HVAC Manager




**Joe Reuter**  
Football Technology  
Assistant



**Bailey Righi**  
Football Application  
Developer



**Steve Riske**  
Security Officer



**Erin Roberge**  
Assistant Athletic Trainer



Megan Roberson  
Planning Specialist,  
Marketing & Sales



Jennie Robertson  
Ecommerce Manager



Joshua Robinette  
Atrium Operations Lead



Arthur Robinson  
Titledown Facilities  
Maintenance Assistant



Taylor Rogers  
Video Producer



Bill Roubal  
Electrical Manager



Justin Ruckel  
Infrastructure &  
Security Manager



Dr. Michael Ryan  
Associate Team Physician



Samantha Satter  
Business Development  
Analyst



Christopher Schmit  
Stadium Housekeeping  
Coordinator



Paul Schmit  
Security Officer




Carla Schrank  
Accounting Manager



Tim Schroeder  
Manager of Retail  
Distribution Center




Eric Scott  
Network Engineer




Jacob Servais  
Hall of Fame & Stadium  
Tours Sales Executive



Joe Setzkorn  
Atrium Operations Lead



Kristen Shand  
Digital Marketing & Fan  
Insight Coordinator



Kregg Shilbauer  
Director of Digital, Broad-  
cast & Game Presentation



Sara Short  
Assistant Director of  
Partnership Services



Evan Siegle  
Manager of Team  
Photography

**"FULLBACK IS THE POSITION I FEEL I CAN PLAY BETTER."**

November 19, 1957


Dear Mr. Vainisi,

Reference to your letter dated November 11, 1957.

I am very much interested in playing professional football. Football is a great sport and I enjoy playing it. Yes, I would be interested in playing with the Green Bay Packers. My military status is 1A Category 4. Yes, I will be able to play pro ball before entering the service. I prefer playing in either the United States or Canada. Fullback is the position I feel I can play better.

Sincerely,

Jim Taylor - Baton Rouge, La.



## FRONT OFFICE



**Alissa Siekkinen**  
Ecommerce Marketing  
Specialist




**Tony Sigl**  
Titletown Facilities  
Supervisor



**Dan Skaleski**  
Atrium Operations Lead



**Bob Slaby**  
Security Officer



**Tony Smith**  
Assistant Director /  
IT Risk Manager

## COMMUNITY



**Mike Spofford**  
Editor



**Jeff Stauber**  
Emergency Planning/  
Safety Coordinator



**Jenny Steinhardt**  
Lambeau Field Events  
Administrator



**Craig Stevens**  
Security Officer



**Joe Stewart**  
Security Officer

## FRONT OFFICE



**Ken Sulewski**  
Titletown Facilities  
Maintenance Assistant



**Laurie Taicher**  
Security/Risk  
Management Assistant



**Autumn Thomas-Beenenga**  
Pro Personnel Manager



**Scott Thompson**  
Business Analytics  
Manager



**Ryan Thurk**  
Senior Accountant

## VETERANS



**Dave Tilot**  
Facilities Supervisor



**Israel Torres**  
Atrium Operations Lead



**Claire Trattner**  
Communications Intern



**Lisa Treichel**  
Assistant Store Manager



**Julie Van Asten**  
Accounts Payable  
Specialist

## DRAFT &amp; FREE AGENTS



**Barb Van De Hey**  
Guest Services  
Coordinator



**Mike Vandersnick**  
Videographer/Editor



**Keeth Vang**  
Security Officer




**Troy VanWychen**  
Information Technology  
Support Specialist



**Randy Vogel**  
Security Officer

## 2022 REVIEW



**Jacob Wachuta**  
IT Support Specialist



**Christine Wahlen**  
Facilities Office Manager



**Robyn Waller**  
Benefits Manager



**Matthew Ward**  
Partnership Services Coordi-  
nator - Milwaukee Office



**Nathanael Washington**  
Player/Alumni Specialist

## RECORDS &amp; HISTORY



**Chad Watson**  
Director of Sales &  
Business Development



**Clyde Watson**  
HVAC Technician



**Nate Weir**  
Associate Athletic Trainer/Dir.  
of Rehab & Return to Play



**Andrew Wellens**  
Building Security  
Supervisor



**Corey Wentland**  
Facilities Supervisor

## MISC.

## LAMBEAU FIELD





**Amanda Wery**  
Community Outreach  
Manager



**Daric Whipple**  
Scouting Assistant



**Colin Whitaker**  
Performance Dietitian



**Erik Whitman**  
Titletown Facilities  
Assistant Manager



**Justin Wolf**  
Assistant Director of  
Corporate Sales



**Jamie Woodbeck**  
Security Officer



**Peter Yurek**  
Building Security  
Supervisor



**Jon Zeininger**  
Computer Systems  
Administrator



**Sue Zernicke**  
Senior Ticket Office  
Coordinator

**PACKERS PLAYERS BY COLLEGE (1921-2022, 337 SCHOOLS)**

Abilene Christian ...1	Dartmouth.....2	John Carroll.....1	Nevada-Las Vegas...1	St. Ambrose.....2	Toledo.....3
Air Force.....1	Delaware State...2	Kalamazoo.....1	New Mexico.....7	St. Benedict's.....1	Toronto.....1
Alabama.....32	Delta State.....1	Kansas.....10	New Mex. Highlands..1	St. Bonaventure...1	Towson State.....1
Alabama-Birmingham..2	Denver.....1	Kansas State.....11	New Mexico State...1	St. Edward's.....1	Trinity (Conn.)...1
Alabama State.....1	DePaul.....1	Kent State.....4	Newberry.....1	St. John's.....2	Troy.....5
Albright.....1	Detroit.....3	Kentucky.....14	N.Y. St. Univ. Cortland..1	St. Joseph's (Ind.)..1	Tulane.....12
Alcorn A&M.....2	Doane.....1	Kentucky State.....1	New York Univ.....1	St. Mary's (Calif.)..7	Tulsa.....9
Alcorn State.....2	Drake.....1	Knnoxville.....1	Norfolk State.....1	St. Norbert.....1	Tuskegee.....3
American Intl.....1	Duke.....3	La Crosse St. Teachers..1	North Alabama.....4	St. Thomas.....2	UCLA.....24
Angelo State.....2	Duquesne.....1	Lake Forest.....1	North Carolina.....17	Samford.....1	Utah.....8
Appalachian State...3	East Carolina.....5	Lamar.....1	North Carolina A&T...4	San Diego State...13	Utah State.....17
Arizona.....9	East Central.....1	Langston.....1	N.C. Central.....1	San Francisco.....3	Valdosta State...1
Arizona State.....17	East Texas State...3	Lawrence.....4	North Carolina State..6	San Jose State...6	Valparaiso.....1
Arkansas.....20	Eastern Illinois.....1	Lewis.....2	North Dakota.....2	Santa Clara.....2	Vanderbilt.....8
Arkansas-Pine Bluff..2	Eastern Kentucky...4	Liberty.....2	North Dakota State..6	Shippensburg...2	Villanova.....5
Arkansas State.....3	Eastern Michigan...5	Lincoln (Mo.).....1	North Texas.....2	South Carolina.....11	Virginia.....13
Auburn.....21	Eastern New Mexico..1	Livingston.....1	Northeast Louisiana..3	South Carolina State..1	Virginia Military...1
Austin.....1	Elon.....2	Long Beach City.....1	Northeastern.....2	South Dakota.....1	Virginia Tech.....10
Bali State.....5	Evansville.....1	Loras.....1	N'western (Okla.) St..1	South Dakota State..4	Virginia Union.....1
Baylor.....13	Ferris State.....1	Louisiana-Lafayette...3	Northern Arizona...5	South Florida.....2	Wake Forest.....6
Beloit.....5	Ferrum.....1	Louisiana State.....18	Northern Illinois...3	Southeast Missouri..1	Washburn.....1
Bethune-Cookman...2	Florida.....13	Louisiana Tech.....5	Northern Iowa.....4	Southern California..33	Washington.....16
Bishop.....2	Florida A&M.....2	Louisville.....7	Northern Michigan...3	S. Connecticut St..1	Washington & Jefferson.....1
Black Hills State...1	Florida State.....15	Loyola (Calif.).....1	Northernwestern.....9	Southern Methodist..16	Washington & Lee..1
Bloomsburg.....1	Fordham.....3	Maclester.....1	N'western (La.) St..4	Southern Mississippi..6	Washington State..6
Boise State.....5	Fort Hays State...1	Maine.....2	Notre Dame.....57	Southern Oregon...1	Wayne State.....1
Boston College.....15	Fresno State.....12	Manchester.....1	Ohio State.....29	Southern Univ.....5	Wesley.....1
Bowling Green.....4	Furman.....2	Marquette.....21	Oklahoma.....22	S'west Mo. State...1	Wesleyan (Conn.)..1
Brigham Young.....8	Gardner-Webb.....1	Marshall.....7	Oklahoma A&M.....3	Stanford.....15	Western Carolina...1
Bucknell.....3	Georgetown.....2	Maryland.....7	Oklahoma State.....6	Stephen F. Austin...1	Western Colling...1
Buffalo.....1	Georgia.....19	Massachusetts...3	Old Dominion.....1	Stevens Pt. Teachers..1	Western Illinois...3
Cal Poly-Pomona...2	Georgia State.....2	Memphis.....10	Oregon.....16	Superior State.....1	Western Kentucky..1
Cal Poly-S.L. Obispo..1	Georgia Tech.....12	Mesa State.....2	Oregon State.....5	Syracuse.....6	Western Michigan..6
Cal State-Fullerton...3	Gonzaga.....6	Miami (Fla.).....18	Oshkosh State Normal..1	Tampa.....1	West Liberty State...1
Cal State-Northridge..1	Graceland.....1	Miami (Ohio).....3	Pacific.....25	Tarleton State.....1	West Virginia.....7
California.....17	Grambling State...8	Michigan.....33	Penn State.....21	TCU.....15	West Virginia Tech..1
California (Pa.).....2	Gustavus Adolphus...2	Michigan State.....23	Pennsylvania.....1	Temple.....3	Wichita State.....3
California-Davis.....3	Hamline.....1	Middle Tenn. State..5	Pittsburgh Smith.....1	Tennessee.....21	Williamette.....1
California-Riverside..1	Hampton-Sydney...1	Midlink Teachers...2	Pittsburgh.....18	Tennessee A&I.....1	William & Mary.....3
California St.-L.A....1	Hampton.....1	Milwaukee Teachers..1	Platteville St. Teachers..1	Tenn.-Chattanooga..2	William Penn (Iowa)..1
Carroll.....1	Hardin-Simmons...3	Minnesota.....46	Portland State.....3	Tennessee State...5	Wisconsin.....45
Carson-Newman...2	Hawaii.....3	Minnesota-Duluth...2	Prairie View A&M...3	Texas.....19	Wisconsin-Eau Claire..2
Catawba.....1	Heidelberg.....1	Mississippi.....10	Purdue.....17	Texas A&I.....4	Wisconsin-La Crosse..1
Catholic Univ.....1	Henderson State...1	Mississippi College..1	Regina (Canada).....1	Texas A&M-Kingsville..1	Wisconsin-Whitewater..1
Centenary.....1	Hillsdale.....2	Mississippi Delta...1	Regis.....1	Texas-Arlington...3	Wooster.....1
Central Arkansas...2	Hofstra.....1	Mississippi Valley St..17	Rhode Island.....1	Texas-El Paso.....9	Wyoming.....3
Central Florida.....5	Holy Cross.....1	Mississippi Valley St..2	Rice.....6	Texas Mines.....1	Xavier.....1
Central Michigan...5	Houston.....7	Missouri.....14	Richmond.....5	Texas San Antonio..1	Yale.....3
Central Oklahoma...2	Howard.....3	Missouri So. St.....1	Ripon.....3	Texas Southern...3	Yankton.....1
Central (Ohio) State..1	Howard Payne.....1	Missouri Western St..1	Rutgers.....1	Texas Tech.....9	
Chadron State.....1	Idaho.....2	Montana.....1	Sacramento State...1	Texas Western.....1	
Cincinnati.....8	Idaho State.....2	Montana State.....4	Saginaw Valley St...2	The Citadel.....1	
Clark.....1	Illinois.....12	Montana State.....4			
Clemson.....13	Illinois State.....4	Morgan State.....1			
Colgate.....1	Illinois Tech.....1	Morningside.....1			
Colorado.....19	Indiana.....17	Morris Brown.....2			
Colorado State.....5	Indiana State.....3	Mount Senario.....1			
Colorado St.-Pueblo..1	Iowa.....31	Navy.....3			
Connecticut.....4	Iowa State.....4	Nebraska.....32			
Cornell.....2	Jackson State.....4	Nebraska-Omaha...1			
Creighton.....2	James Madison...2	Nevada.....8			

**SCHOOLS PRODUCING THE MOST PACKERS**

1	Notre Dame.....	57
2	Minnesota.....	46
3	Wisconsin.....	45
4t	Southern California..	33
	Michigan.....	33

*Includes only those who played in at least one Packers league game.*



**VETERANS**



# JAIRE ALEXANDER 23

CORNERBACK  
LOUISVILLE

Sixth NFL Season > Sixth Packers Season



Ht: 5-10 > Wt: 196 > Born: February 9, 1997 > NFL Games Played/Started: 64/62 > Acquired: D1-18

## PRO HIGHLIGHTS:

> Named to the Pro Bowl and earned second-team All-Pro (The Associated Press) and All-NFC honors (Pro Football Writers of America) in 2022 after leading the team with a career-high five interceptions (t-No. 5 in the league).

> In 2021, was voted a captain by his teammates for the first time in his career, but a shoulder injury in Week 4 limited him to four regular-season games and one postseason contest.

> Earned second-team All-Pro honors from AP in 2020, becoming the first Green Bay CB to earn All-Pro honors since Charles Woodson in 2011. Was also selected to the All-NFC team by the PFWA.

> Named to his first career Pro Bowl in 2020, making him one of three cornerbacks in franchise history to make the Pro Bowl within his first three NFL seasons (Herb Adderley, 1963, third season; Willie Buchanon, 1973, second season).

> Intercepted Tom Brady two times in the 2020 NFC Championship Game, becoming just the seventh player in team history to record two-plus INTs in a playoff game.

> According to Sportradar, was tied for No. 1 in the league among cornerbacks (Jalen Ramsey) by allowing only three pass plays of 20-plus yards in the 2020 regular season (min. 700 def. snaps).

> Among CBs that played 700-plus defensive snaps during the 2020 regular season, was tied for No. 1 in the NFL by only giving up one burn TD (passing TD allowed by a defender when in coverage), according to Sportradar.

> Registered a safety at Minnesota in Week 1 of the 2020 season, becoming the first Packers DB with a safety since Doug Hart in the 1971 season opener at the N.Y. Giants.

> Named a Pro Bowl alternate after starting all 16 games and registering 63 tackles (41 solo), two INTs, a forced fumble, a fumble recovery and a team-high 23 passes defended in 2019.

> Was named to the PFWA's All-Rookie team after leading Green Bay with 15 passes defended in 2018. Became just the second Packers CB to be honored since 1974 (CB Casey Hayward, 2012).

> Appeared in 13 games with 11 starts as a rookie and ranked No. 2 on the team with 76 tackles (61 solo) while adding a half-sack, three tackles for a loss, an INT and a QB pressure.

> Selected by the Packers in the first round (No. 18 overall) of the 2018 NFL Draft, a selection acquired from Seattle along with a seventh-round choice (No. 248 overall) in exchange for Green Bay's first-round pick (No. 27 overall, originally obtained from New Orleans), a third-round choice (No. 76 overall) and a sixth-round pick (No. 186 overall). Became the first Louisville player to be drafted in the first round by Green Bay.

**2022 SEASON:** Started 16 games, was named to his second career Pro Bowl (2020) and earned second-team AP All-Pro honors for the second time (2020)...Finished with 56 tackles (43 solo), a career-best four tackles for a loss and a team-high 14 passes defended...Led the team with a career-high five INTs (t-No. 5 in the league)...Tied for No. 2 in the NFL with two INT returns of 20-plus yards...Tied with teammate CB Rasul

## AT A GLANCE ...



- Earned second-team All-Pro Honors from *The Associated Press* in 2022 for the second time (2020), joining Charles Woodson (four) and Herb Adderley (seven) as the only Packers cornerbacks to be named to multiple AP All-Pro teams.
- Named to his second career Pro Bowl in 2022, becoming the 13th defensive back in franchise history to be named to multiple Pro Bowls.
- According to Stathead.com, became the sixth Packers defensive back to earn multiple Pro Bowl honors in the first five years of his career and the first since S Nick Collins (2008-09).
- Named to the All-NFC team by the Pro Football Writers of America in 2020 and 2022.
- Has led the team in passes defended four times (14 in 2022, 13 in 2020, career-high 23 in 2019, 15 in 2018).
- Was named to the PFWA's All-Rookie team in 2018, becoming just the second Packers CB to be honored since 1974 (CB Casey Hayward, 2012).
- Earned second-team All-Atlantic Coast Conference recognition as a sophomore in 2016 after posting a team-high five INTs (tied for No. 11 in the country) along with a career-best 39 tackles (31 solo) and 14 passes defended.

Douglas and Dallas CB DaRon Bland for the most fourth-quarter INTs (four) in the NFL...According to Stathead.com, allowed a passer rating of 63.7, the eighth lowest in the NFL (min. 50 targets)...Missed most of Week 3 and all of Week 4 with a groin injury...**Vs. Chicago (Sept. 18):** Posted three tackles (two solo), a tackle for a loss, a pass defended and with just over two minutes left in the game, cut in front of WR Equanimeous St. Brown to pick off a QB Justin Fields pass at the Chicago 39-yard line...**Vs. N.Y. Jets (Oct. 16):** Recorded three tackles (all solo) and a game-high three passes defended to tie for the third most in a game in his career. Two of the three passes defended came on third down, forcing a 53-yard field goal that was missed and a punt...**At Buffalo (Oct. 30):** Registered a tackle (assist) and a team-best four passes defended (tied for second most in a single game in his career), and intercepted QB Josh Allen at the Green Bay 3 with just over 10 minutes left in the fourth quarter...**At Detroit (Nov. 6):** Posted two tackles (both solo) and a pass defended, and picked off QB Jared Goff just across midfield early in the third quarter and returned it 29 yards to the Detroit 29. It marked the first time he registered INTs in back-to-back games...**Vs. Dallas (Nov. 13):** Posted a season-best nine tackles (seven solo) and a pass defended. It was the third-most tackles he recorded in a regular-season game in his career and the most since 2018...**At Chicago (Dec. 4):** Tied for No. 2 on the team with seven tackles (six solo) and led the team with two tackles for a loss. Also recorded an INT when he picked off Fields for the second time on the season after he stepped in front of St. Brown at the Green Bay 29 on a first down with just under three minutes to play. Became the first Packer since S Nick Collins in 2009 to have an INT in both games against the Bears...**At Miami (Dec. 25):** Posted four tackles (all solo) and a pass defended, and intercepted QB Tua Tagovailoa early in the fourth quarter, returning it 23 yards to the Miami 14. The Packers would get a FG on the ensuing drive to take a 23-20 lead, a lead they would not relinquish...**Vs. Minnesota (Jan. 1):** Registered a pass defended. Primarily

VETERANS

COMMUNITY

ADMIN. & COACHES

ALEXANDER

DRAFT & FREE AGENTS

2022 REVIEW

RECORDS & HISTORY

LAMBEAU FIELD

MISC.



matched up with WR Justin Jefferson, who finished with one reception for 15 yards on five targets. It was the fewest receptions and second-fewest receiving yards Jefferson had posted in 49 career games played.

**2021:** Started the first four contests, posting 13 tackles (nine solo), an INT and three passes defended...Was voted a captain by his teammates for the first time in his career...Suffered a shoulder injury in Week 4 and was placed on injured reserve on Oct. 9...Activated off injured reserve on Dec. 29...Placed on reserve/COVID-19 list on Jan. 2 and was taken off the list on Jan. 7...**At New Orleans (Sept. 12):** Started and tied for the second-most snaps played on defense (56), recording four tackles (two solo)...**At San Francisco (Sept. 26):** Tied for No. 3 on the team with five tackles (four solo), led the team with a season-high three passes defended and posted his first INT of the season, picking off QB Jimmy Garoppolo and returning the INT 30 yards to the San Francisco 32 in the second quarter. It was the second-longest INT return of his career (37 yards at Dallas, Oct. 6, 2019)...**Vs. San Francisco (NFC Divisional, Jan. 22):** Returned from injury for his first action since Week 4 and played on eight defensive snaps.

**2020:** Named to his first career Pro Bowl, earned second-team AP All-Pro honors and was selected to the All-NFC team by the PFWA...Started all 15 games he appeared in and led the team with 13 passes defended and tied for No. 4 on the team in INTs (one), while also registering 51 tackles (40 solo), a sack, two tackles for a loss, a QB hit and a forced fumble...Missed Week 10 due to injury (concussion/hand)...Started both playoff contests, recording four tackles (three solo), a tackle for a loss, two INTs and three passes defended...**At Minnesota (Sept. 13):** Posted five tackles (four solo, tied for No. 2 on the team), a tackle for a loss, a QB hit, a pass defended, an INT and a sack for a safety. With Minnesota on its own 4-yard line early in the second quarter, blitzed off the left side and went untouched to sack QB Kirk Cousins for a safety. Became the first Packers DB with a safety since Hart in the 1971 season opener at the N.Y. Giants. According to Sportradar, Alexander and Hart (1971) are the only Packers to register an INT and safety in the same game (since 1948). With 34 seconds left in the first half, picked off Cousins on a deep pass down the right side intended for WR Adam Thielen, giving GB the ball at the Vikings' 41-yard line. Two plays later, the Packers scored on a 45-yard pass from QB Aaron Rodgers to WR Marquez Valdes-Scantling to take a 22-7 lead. Became the fifth NFL player to record a sack, an INT and a safety in a single game since 2000, joining Rocky Boiman (Week 4, 2003), Calais Campbell (Week 5, 2016), James Harrison (Week 11, 2008) and Adalius Thomas (Week 2, 2006)...**At New Orleans (Sept. 27):** Tallied three tackles (all solo), a tackle for a loss and a pass defended. Early in the second quarter, tackled RB Alvin Kamara for a loss of 2 yards to force a third-and-10 the Saints didn't convert, forcing a punt. According to NFL Next Gen Stats, played 38 coverage snaps and allowed just one reception on two targets as the nearest defender...**At Tampa Bay (Oct. 18):** Recorded two tackles (both solo) and according to NFL Next Gen Stats, shadowed WR Mike Evans on 19 of his 24 routes (79.2) and was only targeted once (zero receptions)...**Vs. Tennessee (Dec. 27):** Posted two tackles (one solo) and a season-high three passes defended. With 8:32 left in the game and the Titans at the Green Bay 9, broke up a pass intended for TE Jonnu Smith on fourth-and-4...**At Chicago (Jan. 3):** Registered three tackles (two solo), a forced fumble and a pass defended. With under eight minutes to play in the first half, hit TE Cole Kmet after a 1-yard gain and then ripped the ball out as both were falling toward the ground. LB Rashan Gary recovered the fumble at the Chicago 23 and GB scored a TD on the ensuing drive to take a 21-10 lead...**Vs. L.A. Rams (NFC Divisional, Jan. 16):** Recorded a tackle for a loss, bringing down WR Robert Woods for a loss of 3 yards on second-and-10 with just under six minutes to play in the game and the Rams turned it over on downs two plays later.

According to NFL Next Gen Stats, that was the only reception he allowed on three targets in the game...**Vs. Tampa Bay (NFC Championship, Jan. 24):** Led the defense with two INTs and three passes defended while also posting three tackles (two solo). Became just the seventh player in team history to record two-plus INTs in a playoff game.

**2019:** Started all 16 games and registered 63 tackles (41 solo), two INTs, a forced fumble, a fumble recovery and a team-high 23 passes defended (career best)...Was named an alternate for the Pro Bowl...Started both postseason games and ranked No. 2 on the team with 13 tackles (10 solo) and a pass defended...**Vs. Minnesota (Sept. 15):** Recorded five tackles (three solo) and a season-high four passes defended. Late in the first half, broke up a Cousins pass over the middle in the end zone intended for WR Stefon Diggs on second-and-goal from the 13...**Vs. Denver (Sept. 22):** Posted six tackles (all solo), a forced fumble, a fumble recovery and two passes defended. On a first-and-goal from the 7 late in the first half, made a leaping deflection of QB Joe Flacco's pass intended for WR Emmanuel Sanders toward the back of the end zone. Registered his first forced fumble and fumble recovery as a pro on the same play early in the third quarter when he came up to rip the ball away from TE Noah Fant at the end of his 4-yard reception, giving the Packers the ball at the Denver 37...**At Dallas (Oct. 6):** Finished with three tackles (two solo), his first INT of the season and a team-high three passes defended. On the Cowboys' opening drive, intercepted a QB Dak Prescott pass that went off the hands of WR Amari Cooper, hauling in the ball at the Green Bay 16 and returning it 37 yards to the Dallas 47, a turnover that would lead to seven points for the Packers...**Vs. Detroit (Oct. 14):** Finished with two tackles (both solo) and two passes defended. With the Packers trailing, 22-20, broke up QB Matthew Stafford's third-down pass over the middle intended for WR Marvin Jones to force a Detroit punt, giving Green Bay possession for what would turn out to be the game-winning drive...**Vs. Chicago (Dec. 15):** Paced the secondary with a season-high eight tackles (six solo), a tackle for a loss, an interception and two passes defended. On the final play of the first half, picked off a Hail Mary pass by QB Mitchell Trubisky at the Green Bay 11...**Vs. Seattle (NFC Divisional, Jan. 12):** In first career postseason game, led the secondary with nine tackles (seven solo) and a pass defended. On Seattle's opening drive of the game, broke up a deep pass from QB Russell Wilson intended for WR DK Metcalf near the sideline to force a three-and-out. Early in the fourth quarter with the Packers leading, 28-23, came off the left side to drill Wilson for a loss of yardage on the Seahawks' two-point conversion attempt...**At San Francisco (NFC Championship, Jan. 19):** Registered four tackles (three solo) before sustaining a thumb injury in the third quarter that would sideline him for the remainder of the game.

**2018:** Appeared in 13 games with 11 starts and ranked No. 2 on the team with 76 tackles (61 solo)...Led the team with 15 passes defended and added a half-sack, three tackles for a loss, an INT and a QB pressure...Was named to the PFWA's All-Rookie team, becoming just the second Packers CB to be honored since 1974 (Hayward, 2012)...Registered two tackles on special teams and returned four punts for 25 yards (6.3 avg.)...**Vs. Minnesota (Sept. 16):** Led the team with 10 tackles (seven solo) and added a tackle for a loss, a half-sack and a QB pressure. Midway through the first quarter on a third-and-10, came on a blitz from the slot and shook off a block from RB Dalvin Cook for a shared 6-yard sack of Cousins with LB Reggie Gilbert to force a punt. In overtime, drilled Diggs for a 1-yard loss on a pass in the flat on second-and-2...**At Washington (Sept. 23):** Made his first NFL start, opening at CB in place of an injured Kevin King (groin), and tied for third on the team with seven tackles (five solo)...**Vs. Buffalo (Sept. 30):** Started for the second straight week in place of an injured King, and posted two tackles (both assisted), his first career interception and two passes defended. Late in the first half, picked off a

deep pass from QB Josh Allen intended for WR Zay Jones in the end zone, returning the pick 27 yards out to the Green Bay 26...**At L.A. Rams (Oct. 28):** Finished with eight tackles (seven solo) and a career-high five passes defended, the most by a Green Bay defender on the season. Midway through the second quarter, jumped with WR Brandin Cooks to make a leaping breakup in the end zone on a deep pass from QB Jared Goff. Broke up two passes on the next series, including one over the middle intended for Woods on third-and-10 to force a Los Angeles punt...**At Minnesota (Nov. 25):** Finished with eight tackles (six solo), a tackle for a loss and a pass defended. On Minnesota's second drive, drilled Thielen into Diggs, who made the catch on a screen but was driven back several yards, before chasing him down at the Minnesota 14 for a 10-yard loss...**Vs. Atlanta (Dec. 9):** Recorded a career-high 12 tackles (career-best 10 solo), a tackle for a loss and a pass defended...**2018 Draft:** Selected by the Packers in the first round with the No. 18 overall selection, the second CB drafted.

**COLLEGE:** Played in 31 games with 19 starts during his three seasons with the Cardinals and registered 77 tackles (58 solo), two tackles for a loss, seven INTs, 22 passes defended, a forced fumble and a fumble recovery...Posted a 9.9-yard average on 44 punt returns during his collegiate career, highlighted by a 10.5-yard average on 20 returns as a sophomore in 2016 that included a 69-yard touchdown return vs. Florida State (Sept. 17)...Earned his degree in criminal justice...**Junior season (2017):** Played in six games with five starts, missing four contests due to a knee injury sustained in the season opener vs. Purdue...Recorded 19 tackles (13 solo), a tackle for a loss, an INT and five passes defended...**Sophomore season (2016):** Started all 13 games and earned second-team All-Atlantic Coast Conference recognition...Was tied for No. 11 in the country with a team-high five INTs...Recorded a career-high 39 tackles (31 solo) and a career-best 14 passes defended along with a fumble recovery and a forced fumble...Returned 20 punts for 210 yards (10.5 avg.) and a TD...Contributed two punt returns of 60-plus yards vs. Florida State (Sept. 17), including a career-long 69-yard return for a TD in the 63-20 victory over the No. 2-ranked Seminoles...Recorded his first career two-INT game as he picked off QB Deshaun Watson twice and added two tackles (both solo) and a forced fumble at Clem-

son (Oct. 1)...Registered a season-high six tackles (all solo) and matched his career high with two interceptions, returning them for a total of 37 yards vs. Virginia (Nov. 11)...**Freshman season (2015):** Appeared in 12 games with one start as a true freshman, finishing the season with 19 tackles (14 solo), an INT and three passes defended...Served as the team's primary punt returner, posting 23 returns for 223 yards (9.7 avg.)...Missed one game due to injury...Enrolled in school in January 2015 and participated in spring practice.

**PERSONAL:** Given name Jaire Zakar Alexander...First name is pronounced jai-air...Born in Philadelphia, Pa...Launched his youth and adult clothing line in 2022 called PLO (P-Low), peace ~ Love, which was created for individuals who participate in activities that promote internal peace such as yoga, meditation and being in nature...**High school:** Registered 30 tackles and four INTs at CB as a senior at Rocky River High School (Charlotte, N.C.), adding 68 receptions for 1,123 yards (16.5 avg.) and 18 TDs as a wide receiver...Was selected to play in the Shrine Bowl of the Carolinas, competing on the North Carolina squad...Was ranked the fifth-best player in the state of North Carolina by Scout.com and No. 22 by Rivals.com...Also lettered one year in baseball...**Community involvement:** Takes part in events and visits with kids at the Boys & Girls Club of Greater Green Bay...Held a skills and wellness camp for defensive backs in grades 9-12 in Mint Hill, N.C...Took part in an afternoon of interactive games and festivities with veterans at The Turn as part of the Huddle for Heroes military appreciation event...Helped Adrian Amos and his I'm Still Here Foundation surprise members of the local Boys & Girls Club of Greater Green Bay with a holiday shopping spree...Visited with kids at the Milwaukee Children's Hospital and helped build a playground with the Milwaukee police...Participated in charity events as a rookie with the United Way and The Salvation Army, and was part of the Green Bay Packers Give Back Bowling Event, which raised over \$60,000 for the College Comeback Program at Northeast Wisconsin Technical College (NWTCC)...Attended the Pulaski vs. Preble high school football game in 2018 to interact with fans and sign autographs to help raise money for the Vince Lombardi Cancer Foundation...Signed autographs to raise money for The Salvation Army...Visited hospitals while he was in college.

**NFL debut:** vs. Chicago, 9/9/18  
**First NFL start:** at Washington, 9/23/18  
**First NFL sack:** vs. Minnesota, 9/16/18 (½, K. Cousins)  
**First NFL interception:** vs. Buffalo, 9/30/18 (J.Allen)

**CAREER TRANSACTIONS**

- 2018 Selected by Green Bay Packers in the first round (18th overall) of '18 NFL Draft, April 26 (pick obtained from Seattle along with a seventh-round choice for Packers' first-round pick that was originally obtained from New Orleans and a third-round choice and sixth-round pick)...Signed first contract, May 7.
- 2021 Placed on injured reserve (shoulder), Oct. 9...Activated off injured reserve, Dec. 29.
- 2022 Placed on reserve/COVID-19, Jan. 2...Activated off reserve/COVID-19, Jan. 7...Signed contract extension, May 18.

**JAIRE ALEXANDER'S NFL REGULAR-SEASON DEFENSIVE STATISTICS**

YEAR	TEAM	GP	GS	TK	TACKLES							INTERCEPTIONS										ST				MISC			
					S	A	TFL	YDS	SK	YDS	QBH	NO	YDS	LG	TD	PD	FF	FR	TD	YDS	TK	S	A	FF	FR	S	A		
2018	Packers	13	11	76	61	15	3	27	0.5	3.0	1	1	27	27	0	15	0	0	0	0	2	2	0	0	2	0	0	0	0
2019	Packers	16	16	63	41	22	2	4	0.0	0.0	0	2	37	37	0	23	1	1	0	0	0	0	0	0	0	0	0	0	0
2020	Packers	15	15	51	40	11	2	6	1.0	4.0	1	1	-4	0	0	13	1	0	0	0	0	0	0	0	0	0	0	0	0
2021	Packers	4	4	13	9	4	0	0	0.0	0.0	0	1	30	30	0	3	0	0	0	0	0	0	0	0	0	0	0	0	0
2022	Packers	16	16	56	43	13	4	11	0.0	0.0	0	5	59	29	0	14	0	0	0	0	0	0	0	0	0	0	0	0	0
<b>NFL TOTALS</b>		<b>64</b>	<b>62</b>	<b>259</b>	<b>194</b>	<b>65</b>	<b>11</b>	<b>48</b>	<b>1.5</b>	<b>7.0</b>	<b>2</b>	<b>10</b>	<b>149</b>	<b>37</b>	<b>0</b>	<b>68</b>	<b>2</b>	<b>1</b>	<b>0</b>	<b>0</b>	<b>2</b>	<b>2</b>	<b>0</b>	<b>0</b>	<b>2</b>	<b>0</b>	<b>0</b>	<b>2</b>	<b>0</b>

VETERANS  
 COMMUNITY  
 ADMIN. & COACHES  
 ALEXANDER  
 DRAFT & FREE AGENTS  
 2022 REVIEW  
 RECORDS & HISTORY  
 LAMBEAU FIELD  
 MISC.

**JAIRE ALEXANDER'S NFL POSTSEASON DEFENSIVE STATISTICS**

YEAR	TEAM	GP	TACKLES										INTERCEPTIONS								ST				MISC			
			GS	TK	S	A	TFL	YDS	SK	YDS	QBH	NO	YDS	LG	TD	PD	FF	FR	TD	YDS	TK	S	A	FF	FR	S	A	
2019	Packers	2	2	13	10	3	0	0	0.0	0.0	0	0	0	0	0	0	0	0	0	0	0	0	0	0	0	0	0	
2020	Packers	2	2	4	3	1	1	3	0.0	0.0	0	2	16	16	0	3	0	0	0	0	0	0	0	0	0	0		
2021	Packers	1	0	0	0	0	0	0	0.0	0.0	0	0	0	0	0	0	0	0	0	0	0	0	0	0	0	0		
<b>NFL TOTALS</b>		<b>5</b>	<b>4</b>	<b>17</b>	<b>13</b>	<b>4</b>	<b>1</b>	<b>3</b>	<b>0.0</b>	<b>0.0</b>	<b>0</b>	<b>2</b>	<b>16</b>	<b>16</b>	<b>0</b>	<b>4</b>	<b>0</b>	<b>0</b>	<b>0</b>	<b>0</b>	<b>0</b>	<b>0</b>	<b>0</b>	<b>0</b>	<b>0</b>	<b>0</b>		

**SINGLE-GAME HIGHS: DEFENSIVE**

<b>Total Tackles</b>	12 vs. Atlanta Falcons, Dec 09, 2018 10 vs. Minnesota Vikings, Sep 16, 2018	<b>Fumble Recoveries</b>	1 vs. Denver Broncos, Sep 22, 2019 2 at Chicago Bears, Dec 04, 2022
<b>Solo Tackles</b>	10 vs. Atlanta Falcons, Dec 09, 2018 7 vs. Dallas Cowboys, Nov 13, 2022 ...2 more at 7.	<b>Tackles For Loss</b>	1 vs. New York Giants, Oct 09, 2022 ...8 more at 1.
<b>Sacks</b>	1.0 at Minnesota Vikings, Sep 13, 2020 0.5 vs. Minnesota Vikings, Sep 16, 2018	<b>Interceptions</b>	1 at Miami Dolphins, Dec 25, 2022 1 at Chicago Bears, Dec 04, 2022 ...8 more at 1.
<b>Passes Defensed</b>	5 at Los Angeles Rams, Oct 28, 2018 4 at Buffalo Bills, Oct 30, 2022 ...1 more at 4.	<b>Interception Return Yards</b>	37 at Dallas Cowboys, Oct 06, 2019 30 at San Francisco 49ers, Sep 26, 2021
<b>Forced Fumbles</b>	1 at Chicago Bears, Jan 03, 2021 1 vs. Denver Broncos, Sep 22, 2019	<b>Safeties</b>	1 at Minnesota Vikings, Sep 13, 2020

**2022 GXG REGULAR SEASON (PACKERS)**

DATE	OPPONENT	P/S	TK	S	A	SK	YDS	INT	PD	FF	FR
09/11	at Vikings	S	5	4	1	0.0	0.0	0	0	0	0
09/18	Bears	S	3	2	1	0.0	0.0	1	1	0	0
09/25	at Buccaneers	S	0	0	0	0.0	0.0	0	0	0	0
10/02	Patriots	INACTIVE/INJURY									
10/09	Giants	S	5	4	1	0.0	0.0	0	0	0	0
10/16	Jets	S	3	3	0	0.0	0.0	0	3	0	0
10/23	at Commanders	S	3	2	1	0.0	0.0	0	0	0	0
10/30	at Bills	S	1	0	1	0.0	0.0	1	4	0	0
11/06	at Lions	S	2	2	0	0.0	0.0	1	1	0	0
11/13	Cowboys	S	9	7	2	0.0	0.0	0	1	0	0
11/17	Titans	S	4	2	2	0.0	0.0	0	0	0	0
11/27	at Eagles	S	6	4	2	0.0	0.0	0	1	0	0
12/04	at Bears	S	7	6	1	0.0	0.0	1	1	0	0
12/19	Rams	S	1	1	0	0.0	0.0	0	0	0	0
12/25	at Dolphins	S	4	4	0	0.0	0.0	1	1	0	0
01/01	Vikings	S	0	0	0	0.0	0.0	0	1	0	0
01/08	Lions	S	3	2	1	0.0	0.0	0	0	0	0
<b>2022 TOTALS</b>		<b>16-16</b>	<b>56</b>	<b>43</b>	<b>13</b>	<b>0.0</b>	<b>0.0</b>	<b>5</b>	<b>14</b>	<b>0</b>	<b>0</b>

**2021 GXG REGULAR SEASON (PACKERS)**

DATE	OPPONENT	P/S	TK	S	A	SK	YDS	INT	PD	FF	FR
09/12	at Saints	S	4	2	2	0.0	0.0	0	0	0	0
09/20	Lions	S	4	3	1	0.0	0.0	0	0	0	0
09/26	at 49ers	S	5	4	1	0.0	0.0	1	3	0	0
10/03	Steelers	S	0	0	0	0.0	0.0	0	0	0	0
10/10	at Bengals	INJURED RESERVE									
10/17	at Bears	INJURED RESERVE									
10/24	Football Team	INJURED RESERVE									
10/28	at Cardinals	INJURED RESERVE									
11/07	at Chiefs	INJURED RESERVE									
11/14	Seahawks	INJURED RESERVE									
11/21	at Vikings	INJURED RESERVE									
11/28	Rams	INJURED RESERVE									
12/12	Bears	INJURED RESERVE									
12/19	at Ravens	INJURED RESERVE									
12/25	Browns	INJURED RESERVE									
01/02	Vikings	INJURED RESERVE									
01/09	at Lions	INACTIVE/INJURY									
<b>2021 TOTALS</b>		<b>4-4</b>	<b>13</b>	<b>9</b>	<b>4</b>	<b>0.0</b>	<b>0.0</b>	<b>1</b>	<b>3</b>	<b>0</b>	<b>0</b>

**2020 GXG REGULAR SEASON (PACKERS)**

DATE	OPPONENT	P/S	TK	S	A	SK	YDS	INT	PD	FF	FR
09/13	at Vikings	S	5	4	1	1.0	4.0	1	1	0	0
09/20	Lions	S	5	3	2	0.0	0.0	0	0	0	0
09/27	at Saints	S	3	3	0	0.0	0.0	0	1	0	0
10/05	Falcons	S	6	4	2	0.0	0.0	0	0	0	0
10/18	at Buccaneers	S	2	2	0	0.0	0.0	0	0	0	0
10/25	at Texans	S	0	0	0	0.0	0.0	0	1	0	0
11/01	Vikings	S	5	5	0	0.0	0.0	0	0	0	0
11/05	at 49ers	S	1	1	0	0.0	0.0	0	0	0	0
11/15	Jaguars	INACTIVE/INJURY									
11/22	at Colts	S	6	4	2	0.0	0.0	0	2	0	0
11/29	Bears	S	6	5	1	0.0	0.0	0	0	0	0
12/06	Eagles	S	1	1	0	0.0	0.0	0	2	0	0
12/13	at Lions	S	3	2	1	0.0	0.0	0	1	0	0
12/19	Panthers	S	3	3	0	0.0	0.0	0	1	0	0
12/27	Titans	S	2	1	1	0.0	0.0	0	3	0	0
01/03	at Bears	S	3	2	1	0.0	0.0	0	1	1	0
<b>2020 TOTALS</b>		<b>15-15</b>	<b>51</b>	<b>40</b>	<b>11</b>	<b>1.0</b>	<b>4.0</b>	<b>1</b>	<b>13</b>	<b>1</b>	<b>0</b>

**2021 GXG POSTSEASON (PACKERS)**

01/22	49ers	P	0	0	0	0.0	0.0	0	0	0	0
<b>2021 TOTALS</b>		<b>1-0</b>	<b>0</b>	<b>0</b>	<b>0</b>	<b>0.0</b>	<b>0.0</b>	<b>0</b>	<b>0</b>	<b>0</b>	<b>0</b>

**2019 GXG REGULAR SEASON (PACKERS)**

DATE	OPPONENT	P/S	TK	S	A	SK	YDS	INT	PD	FF	FR
09/05	at Bears	S	6	2	4	0.0	0.0	0	2	0	0
09/15	Vikings	S	5	3	2	0.0	0.0	0	4	0	0
09/22	Broncos	S	6	6	0	0.0	0.0	0	2	1	1
09/26	Eagles	S	2	1	1	0.0	0.0	0	0	0	0
10/06	at Cowboys	S	3	2	1	0.0	0.0	1	3	0	0
10/14	Lions	S	2	2	0	0.0	0.0	0	2	0	0
10/20	Raiders	S	3	1	2	0.0	0.0	0	0	0	0
10/27	at Chiefs	S	5	4	1	0.0	0.0	0	1	0	0
11/03	at Chargers	S	2	1	1	0.0	0.0	0	1	0	0
11/10	Panthers	S	7	5	2	0.0	0.0	0	1	0	0
11/24	at 49ers	S	3	0	3	0.0	0.0	0	1	0	0
12/01	at Giants	S	2	2	0	0.0	0.0	0	1	0	0
12/08	Redskins	S	3	1	2	0.0	0.0	0	1	0	0
12/15	Bears	S	8	6	2	0.0	0.0	1	2	0	0
12/23	at Vikings	S	2	2	0	0.0	0.0	0	1	0	0
12/29	at Lions	S	4	3	1	0.0	0.0	0	1	0	0
<b>2019 TOTALS</b>		<b>16-16</b>	<b>63</b>	<b>41</b>	<b>22</b>	<b>0.0</b>	<b>0.0</b>	<b>2</b>	<b>23</b>	<b>1</b>	<b>1</b>

**2019 GXG POSTSEASON (PACKERS)**

01/12	Seahawks	S	9	7	2	0.0	0.0	0	1	0	0
01/19	at 49ers	S	4	3	1	0.0	0.0	0	0	0	0
<b>2019 TOTALS</b>		<b>2-2</b>	<b>13</b>	<b>10</b>	<b>3</b>	<b>0.0</b>	<b>0.0</b>	<b>0</b>	<b>1</b>	<b>0</b>	<b>0</b>

**2018 GXG REGULAR SEASON (PACKERS)**

DATE	OPPONENT	P/S	TK	S	A	SK	YDS	INT	PD	FF	FR
09/09	Bears	P	3	3	0	0.0	0.0	0	1	0	0
09/16	Vikings	P	10	7	3	0.5	3.0	0	0	0	0
09/23	at Redskins	S	7	5	2	0.0	0.0	0	0	0	0
09/30	Bills	S	2	0	2	0.0	0.0	1	2	0	0
10/07	at Lions	INACTIVE/INJURY									
10/15	49ers	INACTIVE/INJURY									
10/28	at Rams	S	8	7	1	0.0	0.0	0	5	0	0
11/04	at Patriots	S	5	4	1	0.0	0.0	0	2	0	0
11/11	Dolphins	S	5	5	0	0.0	0.0	0	1	0	0
11/15	at Seahawks	S	6	6	0	0.0	0.0	0	0	0	0
11/25	at Vikings	S	8	6	2	0.0	0.0	0	1	0	0
12/02	Cardinals	S	1	1	0	0.0	0.0	0	1	0	0
12/09	Falcons	S	12	10	2	0.0	0.0	0	1	0	0
12/16	at Bears	S	4	3	1	0.0	0.0	0	1	0	0
12/23	at Jets	S	5	4	1	0.0	0.0	0	0	0	0
12/30	Lions	INACTIVE/INJURY									
<b>2018 TOTALS</b>		<b>13-11</b>	<b>76</b>	<b>61</b>	<b>15</b>	<b>0.5</b>	<b>3.0</b>	<b>1</b>	<b>15</b>	<b>0</b>	<b>0</b>





# DAVID BAKHTIARI 69

TACKLE  
COLORADO



11th NFL Season > 11th Packers Season

2016, 2019-20

Ht: 6-4 > Wt: 310 > Born: September 30, 1991 > NFL Games Played/Started: 130/130 > Acquired: D4a-13

## PRO HIGHLIGHTS:

- > Earned first-team All-Pro honors from The Associated Press in 2020 as he became the only tackle in the league to earn first-team or second-team recognition each season from 2016 to 2020.
- > Is one of just two Green Bay offensive tackles in team history (Forrest Gregg, 1962-67) to earn AP All-Pro recognition in five-plus consecutive seasons.
- > Was named to his third career Pro Bowl in 2020 (also 2016 and 2019), his second straight year as an original selection.
- > Has started all 130 regular-season games he has appeared in at LT since entering the league in 2013.
- > Helped the Packers rank No. 3 in the NFL in yards per carry (4.55) and No. 4 in scoring (25.7 ppg) from 2013-20.
- > In 2018, became the first Packers offensive tackle to earn first-team AP All-Pro recognition since Gregg in 1967.
- > Helped the Packers rank No. 2 in the NFL in yards per carry (5.01) in 2018 as RB Aaron Jones became the first Packer to lead the league in yards per carry (5.47) since the NFL went to a 16-game schedule in 1978.
- > Was selected to his first career Pro Bowl in 2016, having initially been named a first alternate before being selected as an injury replacement for Eagles T Jason Peters.
- > In 2013, became the first rookie to start every game at LT for Green Bay since the league went to a 16-game schedule in 1978.
- > Became just the fourth Green Bay rookie to start the season opener at LT since the 1970 AFL-NFL merger and the first since Ken Ruetters in 1985. Was the only rookie in the NFL to start all 16 games at LT in 2013.
- > Selected by Green Bay with the first of three fourth-round selections (No. 109 overall) of the 2013 NFL Draft and became the first Colorado offensive lineman to be drafted by the Packers since C Joe Garten in 1991 (sixth round).

**2022 SEASON:** Started all 11 games he appeared in and was part of a line that helped the Packers rank No. 7 in the NFL in sacks allowed (32), including just 17 in Weeks 7-18, tied for the third fewest in the league over that span...Was inactive for six contests, missing three games due to a knee injury (Weeks 1-2, Week 7) and three following an appendectomy (Weeks 12-13, Week 15)...**At Tampa Bay (Sept. 25):** Made his season debut, starting at LT and playing 35 snaps as he rotated series with T Yosh Nijman. Part of a line that allowed only one sack of QB Aaron Rodgers...**Vs. New England (Oct. 2):** Started at LT and played all but one series, appearing on 70 of 73 snaps as the line helped the offense rack up a season-high 443 yards and allowed only one sack of Rodgers for the second straight game...**At Buffalo (Oct. 30):** Started at LT and played all 66 snaps as the Packers posted a season-high 208 yards rushing on 31 carries (6.7 avg.)...**Vs. Dallas (Nov. 13):** Started at LT and played all 64 snaps, helping Green Bay record 30-plus points (31), 400-plus total yards (415) and 200-plus rushing yards (207) for the first time since Dec. 27, 2020, vs. Tennessee...**Vs. Tennessee (Nov. 17):** Started at LT and played all 61

## AT A GLANCE ...

- Last name is pronounced bock-tee-R-ee.
- Earned first-team All-Pro honors from *The Associated Press* in 2020 as he became the only tackle in the league to earn first-team or second-team recognition each season from 2016 to 2020.
- Is one of just two Green Bay offensive tackles in team history (Forrest Gregg, 1962-67) to earn AP All-Pro recognition in five-plus consecutive seasons.
- Was named to his third career Pro Bowl in 2020 (also 2016 and 2019), his second straight year as an original selection.
- In 2018, became the first Packers offensive tackle to earn first-team AP All-Pro recognition since Gregg in 1967.
- Has started all 130 regular-season games he has appeared in at LT since entering the league in 2013.
- In 2013, became the first rookie to start every game at LT for Green Bay since the league went to a 16-game schedule in 1978.

snaps as the line allowed just one sack on the evening...**Vs. Minnesota (Jan. 1):** Started at LT and played 56 of 63 snaps, departing the game midway through the fourth quarter with the Packers holding a 41-10 lead. Part of a line that allowed just one sack of Rodgers and cleared the way for Jones' 111 rushing yards on just 14 carries (7.9 avg.).

**2021:** Started the lone game he appeared in on the season (Week 18)...Was placed on reserve/physically unable to perform (knee) on Aug. 31 and was activated on Nov. 10...Was inactive (knee) for seven games (Weeks 10-12, 14-17) and for the team's playoff game...**At Detroit (Jan. 9):** Started at LT and played 27 snaps before departing the game in the second quarter.

**2020:** Started all 12 games he played in at LT...Earned first-team AP All-Pro recognition and first-team All-NFL honors from the PFWA...Was selected to his third career Pro Bowl, his second straight season as an original selection...Helped the Packers rank tied for No. 2 in the NFL in sacks allowed (21), the fourth fewest by the Packers in a 16-game season...Part of a line that allowed one sack or zero sacks in a league-best 13 games, tied for the most in team history (2004), including four zero-sack games, the most by Green Bay since 2008 (four)... Helped the Packers rank No. 1 in the NFL in scoring (31.8 ppg), giveaways (franchise-record 11), zero-giveaway games (team-record 10), red-zone TD percentage (team-record 80.0) and time of possession (32:29), No. 2 in third-down percentage (team-record 49.4), No. 5 in total offense (389.0 ypg) and yards per play (6.29), No. 8 in rushing offense (132.4 ypg), No. 9 in passing offense (256.6 ypg) and No. 7 in rushing average (4.78)...Helped protect Rodgers as he led the NFL in passer rating (121.5), passing TDs (team-record 48), completion percentage (team-record 70.7) and interception percentage (0.95), the first NFL quarterback to lead the league in all four categories since Steve Young in 1992, on his way to earning league MVP honors...Was placed on injured reserve (knee) on Jan. 2 after sustaining the injury during practice on Dec. 31...**At Minnesota (Sept. 13):** Helped the Packers register their first

VETERANS

COMMUNITY

ADMIN. & COACHES

BAKHTIARI

DRAFT & FREE AGENTS

2022 REVIEW

RECORDS & HISTORY

LAMBEAU FIELD

MISC.

game in franchise history with 40-plus points, 500-plus yards, 30-plus first downs and no turnovers... **Vs. Detroit (Sept. 20):** Helped clear holes for Jones' career-high 168 rushing yards and two TDs on 18 carries (9.3 avg.) as he finished with a career-best 236 yards from scrimmage, the third most in a game in franchise history. Part of an offense that racked up a season-high 259 yards rushing on 35 attempts (7.4 avg.), the top yardage total by Green Bay since Dec. 28, 2003, vs. Denver (262 yards on 34 carries)... **At Tampa Bay (Oct. 18):** Started at LT and played the first 40 offensive snaps before departing the game due to a chest injury he sustained on Green Bay's opening offensive play from scrimmage in the third quarter that would sideline him for the next three games... **At Houston (Oct. 25):** Was inactive due to a chest injury, snapping a streak of 48 consecutive regular-season games played dating back to 2017... **Vs. Philadelphia (Dec. 6):** Blocked for Jones, who racked up 130 yards on just 15 carries (8.7 avg.), highlighted by a career-long 77-yard TD run in the fourth quarter as he became the first player in team history to have two TD runs of 75-plus yards in a season.

**2019:** Started all 16 games at LT for the fifth time in his career... Earned second-team All-Pro honors, his fourth consecutive season receiving All-Pro recognition from AP... Was selected to his second career Pro Bowl, his first as an original selection... Was named to the All-NFC team by the PFWA... Part of an offense that ranked No. 2 in the league in giveaways (13), No. 1 in zero-turnover games (nine) and No. 8 in red-zone TD percentage (64.0)... Helped the offense register 18 rushing TDs on the season (tied for No. 7 in the NFL), the most by the Packers since 2009 (20)... Helped clear the way for Jones, who posted 1,084 rushing yards and a career-best 16 rushing TDs, which was tied for the most in the NFL in '19 and was the second most in team history behind only FB Jim Taylor (19 in 1962)... Protected Rodgers as he led the league in INT percentage (0.70) and tied for the league lead with 12 zero-INT games... Started both games at LT in the playoffs... **Vs. Denver (Sept. 22):** Helped the Packers post their first zero-sack game since Nov. 28, 2016, at Philadelphia... **Vs. Philadelphia (Sept. 26):** Helped to protect Rodgers as he threw for 422 yards and two TDs on 34-of-53 passing. Part of an offense that registered season highs for total net yards (491) and first downs (31)... **At Dallas (Oct. 6):** Helped to clear the way for Jones' 182 yards from scrimmage (107 rushing, 75 receiving) along with four rushing TDs as Jones matched the single-game franchise record for rushing TDs... **Vs. Oakland (Oct. 20):** Part of an offense that posted a season-high 42 points and 481 total yards, highlighted by Rodgers' season-high 429 passing yards and five TDs with no INTs on 25-of-31 passing as he set a single-game franchise record with a perfect 158.3 passer rating... **At Kansas City (Oct. 27):** Blocked for Jones, who racked up a season-best 226 yards from scrimmage (67 rushing, 159 receiving), the fifth-best mark in team history.

**2018:** Started all 16 games at LT and earned first-team All-Pro honors from AP, the first Packers offensive tackle to earn first-team recognition since Gregg in 1967... Was named to the All-NFL team and the All-NFC team by the PFWA... Was named a Pro Bowl alternate... Helped the Packers rank No. 2 in the NFL in yards per carry (5.01) and giveaways (15), No. 1 in rushing first-down percentage (29.4) and No. 9 in net passing yards (264.9 ypg)... Helped clear holes for Jones, who became the first Packer to lead the league in yards per carry (5.47) since the NFL went to a 16-game schedule in 1978... Blocked for an offense that produced a single-season franchise-record seven games with 100-plus rushing yards on 25 or fewer attempts, tied with Miami for the most in the league on the season and tied for the most by an NFL team since the 1970 AFL-NFL merger (also 1995 Detroit Lions)... **At Detroit (Oct. 7):** Blocked for an offense that racked up 521 yards, the most by the Packers since Sept. 15, 2013, vs. Washington (580 yards). Protected Rodgers as he threw for 442 yards, tied for the third

most in a game in franchise history, and three TDs on 32-of-52 passing... **Vs. San Francisco (Oct. 15):** Blocked for Rodgers as he became the first QB in NFL history to record back-to-back 400-yard passing games with no INTs (425 yards and two TDs on 25-of-46 passing). Helped the Packers post 521 yards of offense, just the second time in franchise history (1983) that the team registered back-to-back 500-yard games... **Vs. Atlanta (Dec. 9):** Protected Rodgers as he posted his ninth straight zero-INT game (tied for No. 2 in NFL history) and brought his streak of consecutive attempts without an INT to 368 (eventually ended at 402), a new NFL record as he moved past Patriots QB Tom Brady (358)... **At N.Y. Jets (Dec. 23):** Blocked for an offense that racked up a season-high 540 yards, the most by the Packers since Sept. 15, 2013, vs. Washington (580). It marked Green Bay's third game of the season with 500-plus yards, tying the single-season franchise record (1983).

**2017:** Started at LT in all 12 games he appeared in, earning second-team AP All-Pro honors for the second consecutive season... Was named an alternate for the Pro Bowl... Helped the offense rank No. 3 in red-zone scoring (61.9 pct.), No. 5 in yards per carry (4.47 avg.) and tied for No. 6 in 10-play drives (30)... Was penalized a career-low two times on the season... **At Atlanta (Sept. 17):** Inactive due to a hamstring injury he sustained in the fourth quarter vs. Seattle in Week 1, an injury that would sideline him for four games... **Vs. New Orleans (Oct. 22):** Helped the offense register 181 rushing yards and two TDs on 24 carries (7.5 avg.), highlighted by Jones' season-high 131 yards and a TD on 17 attempts (7.7 avg.)... **At Pittsburgh (Nov. 26):** Helped to protect QB Brett Hundley as he posted a career-high 134.3 passer rating by connecting on 17 of 26 passes for 245 yards and three TDs with no INTs... **Vs. Tampa Bay (Dec. 3):** Part of an offense that registered a season-high 199 rushing yards and two TDs on 29 carries (6.9 avg.), including a season-best 113 yards and a TD on 21 carries (5.4 avg.) from RB Jamaal Williams.

**2016:** Started all 16 games at LT for the third time in his career and also started all three postseason contests... Was selected to his first career Pro Bowl, having initially been named a first alternate before being selected as an injury replacement for Peters... Earned second-team All-Pro honors from AP, the first Green Bay tackle to receive AP All-Pro recognition since Gregg in 1967 (first-team selection)... Was part of a line that helped the Packers rank in the top 10 in the NFL in scoring (No. 4, 27.0 ppg), total offense (No. 8, 368.8 ypg), passing offense (No. 7, 262.4 ypg), yards per carry (No. 7, 4.55), third-down conversions (No. 2, 46.7), first downs (No. 7, 349), time of possession (No. 5, 31:14) and giveaways (t-No. 8, 17)... **Vs. Chicago (Oct. 20):** Protected Rodgers as he completed a franchise-record 39 passes, including 10-plus passes to three different players (WRs Davante Adams, Randall Cobb and Ty Montgomery), only the second time in NFL history (New England Patriots, Nov. 13, 1994) that a team had accomplished that feat in a game... **At Chicago (Dec. 18):** Part of an offense that racked up a season-best 451 total yards, highlighted by a season-high 226 yards rushing and three TDs on just 23 carries (9.8 avg.). The average of 9.8 yards per carry was the best in franchise history (since 1940) in games with 20-plus attempts, topping the previous high of 9.2 yards per carry at Washington on Oct. 10, 2010 (17 carries for 157 yards). Helped clear holes for Montgomery to rush for a career-high 162 yards and two TDs on 16 attempts (10.1 avg.)... **At Detroit (Jan. 1):** Helped the offense post 448 yards and 28 first downs as the Packers registered their fourth straight 30-point game, tied for the second-longest single-season streak in team history, and their fourth consecutive zero-giveaway game, tying the franchise record.

**2015:** Started all 14 games he played in at LT and also opened one playoff contest... Was sidelined for two regular-season games (Weeks 16-17) and one postseason contest (NFC Wild Card, at Washington) due to an ankle injury... Helped block for RBs Eddie Lacy (758) and James Starks (601) as they became

the first Green Bay duo since 1985 to both rush for 600-plus yards in the same season... **Vs. Dallas (Dec. 13):** Helped the Packers post season highs for rushing yards (230), first downs (29) and time of possession (37:48). The 230 rushing yards on a season-high 44 attempts (5.2 avg.) were the most by Green Bay in a game since Nov. 29, 2004, vs. St. Louis (231 yards on 28 carries)... **At Oakland (Dec. 20):** Played 67 of 76 snaps, departing the game with just over five minutes remaining due to an ankle injury that would sideline him for the final two regular-season games and the first playoff contest, the first games he had missed in his career... **At Arizona (NFC Divisional, Jan. 16):** Returned to start at LT and was part of a line that allowed just one sack of Rodgers on the evening.

**2014:** Started all 16 games and both playoff contests at LT and was named a Pro Bowl alternate... Part of an offense that ranked No. 1 in the league in scoring (30.4), No. 6 in total offense (386.1 ypg) and tied for No. 1 in fewest giveaways (13)... Part of a line that allowed only nine sacks over the final eight regular-season games, the second-fewest allowed over that span behind only Denver (eight)... Helped the Packers finish tied for No. 9 in the NFL in total sacks allowed with 30 on the season, the fewest given up by Green Bay since 2007 (19)... Part of an offense that posted 356 first downs, the most in team history to that point... Protected Rodgers on his way to earning league MVP honors from AP as he ranked No. 1 in the league in TD/INT ratio (7.60, 38/5), No. 2 in passer rating (112.2) and yards per attempt (8.43) and No. 3 in TD passes (38)... Blocked for Lacy as he ranked No. 7 in the NFL with 1,139 rushing yards on the season... **Vs. Carolina (Oct. 19):** Blocked for Rodgers as he completed 19 of 22 passes for 255 yards and three TDs, a career-high completion percentage of 86.4 and a passer rating of 154.5 that was the third best of his career... **At New Orleans (Oct. 26):** Helped protect Rodgers on his way to 418 yards on 28-of-39 passing and helped Lacy (123) and Cobb (126) become the first Green Bay RB/WR duo to both post 100 yards receiving in the same game since RB Eddie Lee Ivey (128) and WR Aundra Thompson (102) did so at Tampa Bay on Oct. 12, 1980... **Vs. Chicago (Nov. 9):** Helped the offense rack up 55 points, tied for the third most in a game in team annals, and 451 total yards. Part of a line that didn't allow a sack and helped Rodgers throw for six TDs, which tied the single-game franchise record, with all of them coming in the first half as he tied Raiders QB Daryle Lamonica (1969) for the most in a half in NFL history... **Vs. Atlanta (Dec. 8):** Part of an offense that registered season highs for total yards (502), rushing yards (179) and first downs (28)... **Vs. Dallas (NFC Divisional, Jan. 11):** Blocked for Rodgers (316) and Lacy (101) as the Packers had both a 300-yard passer and a 100-yard rusher in a playoff game for the first time in team history.

**2013:** Started all 16 games at LT, becoming the first rookie to do so for Green Bay since the league went to a 16-game schedule in 1978... Became the first Packers rookie since Koncar (14 games in 1976) to start every regular-season game at LT... Was competing for the starting RT job early in training camp but made the switch to the starting LT position when veteran Bryan Bulaga was lost to a season-ending knee injury that he sustained during the annual Family Night scrimmage on Aug. 3... Was part of an offense that ranked No. 3 in the NFL with 6,404 yards of offense, the second most in franchise history, despite

having four different starting QBs on the season with Rodgers sidelined for seven games due to a fractured collarbone... Helped Green Bay finish in the top 10 in both rushing (No. 7) and passing (No. 6) for the first time since 2004... Blocked for Lacy as he rushed for 1,178 yards, the most by a rookie in team history, as Lacy was selected to the Pro Bowl and was named NFL Offensive Rookie of the Year by AP... **At San Francisco (Sept. 8):** Became the first rookie to start at LT for the Packers in a season opener since Ruettggers in 1985 and just the fourth to do so for Green Bay since the 1970 merger... **Vs. Washington (Sept. 15):** Helped the offense amass 580 total yards, the second-highest single-game total in team history. Protected Rodgers as he tied a franchise record with 480 passing yards, along with four TDs, on 34-of-42 passing. Also helped clear lanes for Starks to rush for 132 yards on 20 carries (6.6 avg.), making Rodgers and Starks the first pair of teammates in NFL history to surpass the 450-yard passing and 125-yard rushing marks in the same game... **At Minnesota (Oct. 27):** Helped the offense rack up 464 total yards with no punts and no turnovers as he held DE Jared Allen to no tackles... **At N.Y. Giants (Nov. 17):** Was part of a line that did not allow a sack of QB Scott Tolzien as he threw for 339 yards, the most by a QB in his first start in franchise history... **At Dallas (Dec. 15):** Part of a blocking unit that cleared the way for a second-half comeback highlighted by five straight TD drives that helped erase a 26-3 deficit in the 37-36 win, matching the biggest comeback in team history. Protected QB Matt Flynn as he completed 26 of 39 attempts for 299 yards and four TDs, with all four of the TD passes coming in the second half, a franchise record... **2013 Draft:** Drafted by Green Bay with the first of three fourth-round selections (No. 109 overall). The choice was obtained in a draft-day trade with the Miami Dolphins, along with a fifth-round pick (No. 146 overall) and a seventh-round selection (No. 224 overall), in exchange for a third-round choice (No. 93 overall).

**COLLEGE:** Played in 34 games with 33 starts during his three seasons at Colorado... Was the starter at LT as a sophomore and junior after starting at RT as a redshirt freshman... Earned second-team All-Pacific-12 honors from the conference's coaches each of his last two seasons... Majored in communication... **Junior season (2012):** Started 11 games at LT and was named second-team All-Pac-12 by the conference's coaches... Also earned second-team all-conference recognition from *Phil Steele's College Football*... Was the co-recipient of the John Mack Award as the team's most outstanding offensive player... Named to the watch lists for both the Outland Trophy and the Lombardi Award... Graded out as the team's top OL at 89.8 percent, with 655 "plus" plays out of 729 total... Allowed just 2½ sacks and only one pressure on the season... Graded out at 80 percent or above in all 11 games he appeared... Posted a season-best 92.5 percent grade as the offense racked up a season-high 531 total yards at Washington State (Sept. 22)... **Sophomore season (2011):** Opened 11 games at LT and earned second-team All-Pac-12 recognition from the conference's coaches and *Phil Steele's College Football*... Was named a second-team Sophomore All-American by *CollegeFootballNews.com*... Graded out to 84.4 percent on the season (532 plus plays out of 630 total snaps), the second highest on the CU line... Graded out to 80 percent or better in nine of his 11 games... Allowed just two sacks and three pressures on the season... Sustained a

**GREEN BAY PACKERS, 1969-2022  
FIRST-TEAM AP ALL-PRO & PRO BOWL STARTER**

2021	Davante Adams, WR	2009	Charles Woodson, CB	1996	LeRoy Butler, S
	Aaron Rodgers, QB	2004	William Henderson, FB		Brett Favre, QB
2020	Davante Adams, WR	2000	Darren Sharper, S	1995	Brett Favre, QB
	David Bakhtiari, T	1998	LeRoy Butler, S		Reggie White, DE
	Aaron Rodgers, QB		Antonio Freeman, WR	1992	Sterling Sharpe, WR
2014	John Kuhn, FB		Reggie White, DE	1989	Tim Harris, LB
2011	Aaron Rodgers, QB	1997	LeRoy Butler, S		Sterling Sharpe, WR
	Charles Woodson, CB		Brett Favre, QB	1969	Gale Gillingham, G
2010	Clay Matthews, LB				



severe knee sprain in the season opener at Hawai'i (Sept. 3), which sidelined him for the next two games (vs. California, vs. Colorado State)...In his first game back from the knee injury, posted a season-high grade of 90.4 percent at Ohio State (Sept. 24)...Helped the offense rack up 500 yards of total offense vs. Arizona (Nov. 12), including a season-high 273 rushing yards on 45 carries (6.1 avg.)...**Redshirt freshman season (2010):** Appeared in all 12 games with 11 starts at RT...Was an honorable mention All-Big 12 selection by AP...Earned honorable mention Freshman All-America honors from CollegeFootballNews.com... Played the third-most snaps on offense (796), trailing only fellow offensive linemen Nate Solder and Ryan Miller...Graded out at 89.8 percent for the season (715 plus plays), second best on the line behind only Solder (94.3)...Graded out to 80 percent or better in all 12 contests and 90 percent or better in seven games... Allowed just one sack and seven pressures...Helped the Buffaloes record 452 yards of total offense, including 252 rushing yards on 52 carries (4.8 avg.) vs. Hawai'i (Sept. 18)...Posted a career-high grade of 94.7 percent (71 plus plays on 75 snaps) and helped the offense rack up 476 total yards vs. Kansas State (Nov. 20), including 251 rushing yards on 44 carries (5.7 avg.)... Earned second-team Academic All-Big 12 honors.

**PERSONAL:** Given name David Afrasiab Assad Bakhtiari... Last name is pronounced bock-tee-R-ee...Born in San Mateo, Calif. ...Married, wife's name is Frankie...The couple has an infant daughter, Felix...Oldest brother, Eric, played linebacker for the Tennessee Titans (2009) and San Francisco 49ers (2012)...Another older brother, Andrew, played defensive end at the University of San Diego...Appeared in the movie *Pitch Perfect 2* in 2015 with four of his teammates...**High school:** Earned All-Western Catholic Athletic League, All-San Mateo County and all-metro honors as a senior at Junipero Serra High School in San Mateo, Calif. ...His senior season marked his first year as a starter in football at any level...Helped his team win the WCAL championship and advance to the state semifinals...Was honored by the Bay Area News Group as a member of the 2008 Cream of the Crop team among seniors, ranking No. 8 out of the 25 players from northern California selected on college potential from a survey of college coaches...Also lettered in lacrosse as a sophomore and as a junior, winning the Lock Down Award as the team's top hitter...**Community involvement:** Supports the Fund A Dream scholarship at his high school...Signed autographs at the Jerry Parins Cruise for Cancer in exchange for donations.

**NFL debut/first start:** at San Francisco, 9/8/13

### CAREER TRANSACTIONS

- 2013 Selected by Green Bay Packers as first of three choices in the fourth round (129th overall) of '13 NFL Draft, April 27... Signed first contract, May 10.
- 2016 Signed contract extension, Sept. 13.
- 2020 Signed contract extension, Nov. 14.
- 2021 Placed on injured reserve (knee), Jan. 2...Placed on reserve/physically unable to perform (knee), Aug. 31...Activated from reserve/physically unable to perform, Nov. 10.

### DAVID BAKHTIARI'S NFL REGULAR-SEASON STATISTICS

DATE	TEAM	GP	GS
2013	Packers	16	16
2014	Packers	16	16
2015	Packers	14	14
2016	Packers	16	16
2017	Packers	12	12
2018	Packers	16	16
2019	Packers	16	16
2020	Packers	12	12
2021	Packers	1	1
2022	Packers	11	11
<b>NFL TOTALS</b>		<b>130</b>	<b>130</b>

### DAVID BAKHTIARI'S NFL POSTSEASON STATISTICS

DATE	TEAM	GP	GS
2013	Packers	1	1
2014	Packers	2	2
2015	Packers	1	1
2016	Packers	3	3
2019	Packers	2	2
<b>NFL TOTALS</b>		<b>9</b>	<b>9</b>

### RIDING BIKES TO PRACTICE

One of the most heartwarming and enduring of the Packers' many great traditions is the bike-riding one during training camp. Since at least the Vince Lombardi era, more than a half-century ago, players have been riding kids' bikes from the locker room at what is now Lambeau Field to the Packers' nearby practice field(s).

So far the earliest evidence of the tradition is a 1961 photo furnished (near right) by Keegan Wright showing Jim Temp (82) and Dan Currie (58) walking to practice while Lamar McHan (46) rides a kid's bike.

The tradition continues today as kids line up outside the stadium hoping to give a player a lift, and then again outside the practice field following practice. It's a tradition that not only has brought immediate joy to kids and players alike, but also led to lasting friendships.





# COREY BALLENTINE 35

CORNERBACK  
WASHBURN

Fifth NFL Season > Second Packers Season

Ht: 5-11 > Wt: 196 > Born: April 13, 1996 > NFL Games Played/Started: 40/4 > Acquired: FA-22

## PRO HIGHLIGHTS:

- > Appeared in the final eight games for Green Bay in 2022, recording four tackles on special teams and an assisted tackle on defense.
- > In 2020, played for the Giants (nine games, two starts) and the Jets (six games), posting 21 kickoff returns for 505 yards (24.0 avg.) and 10 special teams tackles to become one of just six players from 2011-20 with 20-plus kickoff returns and 10-plus special teams tackles in the same season.
- > Ranked No. 7 in the NFL in 2020 in kickoff return average (24.0), including a career-long 66-yard return.
- > Was one of only six players in the league to register a kickoff return of 50-plus yards in both 2019 and 2020.
- > As a rookie with the Giants in 2019, appeared in 13 games with two starts, registering a career-high 25 tackles (20 solo), a QB hit and two passes defended as well as a tackle on special teams. Also returned 10 kickoffs for 256 yards (25.6 avg.) with a long of 52 yards.
- > Was selected by the Giants in the sixth round (No. 180 overall) of the 2019 NFL Draft, becoming just the fourth player from Washburn University to be drafted.

**2022 SEASON:** Appeared in the final eight games for the Packers after being signed to the active roster from the practice squad on Nov. 12...Posted an assisted tackle on defense and four tackles and a forced fumble on special teams...**Vs. Dallas (Nov. 13):** Appeared on four defensive snaps and 14 on special teams in his Green Bay debut. Registered a tackle on special teams and forced a fumble on a second-quarter kickoff return, one that Dallas recovered at its own 34...**At Philadelphia (Nov. 27):** Appeared on one defensive snap and on 17 special teams snaps, recording a tackle and downing a 41-yard P Pat O'Donnell punt at the Philadelphia 14 early in the third quarter...**At Chicago (Dec. 4):** Played on 12 special teams snaps and posted a tackle...**Vs. Minnesota (Jan. 1):** Appeared on 12 defensive snaps, posting his first tackle (assisted) on the season...**Vs. Detroit (Jan. 8):** Played on 12 snaps on special teams and registered a tackle.

**2021:** Started the season on injured reserve with the Jets (knee, Aug. 24) before being released and claimed off waivers by the Lions on Sept. 16...Appeared in four contests on special teams for Detroit on the season...Saw action in Weeks 3-5 before being placed on injured reserve on Oct. 15 (hamstring)...Was released on Nov. 19 and then was signed to the Lions' practice squad on Nov. 23...Was activated to the active roster as a COVID-19 replacement for Detroit's game at Denver (Dec. 12).

**2020:** Appeared in 15 games with two starts for the Giants (nine games/two starts) and Jets (six games)...Finished with 10 tackles (eight solo) on defense and a career-best 10 special teams tackles...Set career highs in kickoff returns (21), kickoff return yards (505) and kickoff-return long (66) and finished No. 7 in the NFL with a kickoff return average of 24.0...**Vs. Pittsburgh (Sept. 14):** Started and played 59 of 64 defensive snaps, tying his career high with nine tackles (seven solo). Assisted DT

## AT A GLANCE ...



- Last name is pronounced bal-en-tine.
- After spending six weeks on Green Bay's practice squad last season, was signed to the active roster and played in the final eight games for the Packers in 2022.
- Prior to joining the Packers, the former sixth-round pick played for the N.Y. Giants (2019-20), N.Y. Jets (2020) and Detroit Lions (2021) while spending the 2022 offseason and training camp with the Atlanta Falcons.
- In his first four NFL seasons, recorded 36 tackles (28 solo), two passes defended and a QB hit as well as 15 tackles and a forced fumble on special teams. Also returned 36 kickoffs for 855 yards (23.8 avg.) with a long of 66 yards.
- Was one of only six players in the league to register a kickoff return of 50-plus yards in both 2019 and 2020.
- Named the Cliff Harris Award winner as the small college defensive player of the year as a senior and was the first player from Washburn and one of only three NCAA Division II players to be selected for the 2019 Reese's Senior Bowl.

Leonard Williams on a tackle of RB James Conner for a 1-yard loss on a first-quarter run...**Vs. Washington (Oct. 18):** Registered a career-high three tackles on special teams...**At Seattle (Dec. 13):** Posted a career-high 100 return yards on three kickoffs (33.3 avg.), including a career-long 66-yarder that gave the offense the ball at the Seahawks' 30-yard line early in the second quarter...**Vs. Cleveland (Dec. 27):** Matched his career high with a team-best three tackles on special teams.

**2019:** Appeared in 13 games for the Giants with two starts and finished with a career-high 25 tackles (20 solo), a QB hit, two passes defended and a special teams tackle...Added 10 kickoff returns for 256 yards (25.6 avg.) with a long of 52 yards...Was sidelined for three contests (Weeks 7-8, 14) due to a concussion...**Vs. Minnesota (Oct. 6):** Returned two kickoffs for a season-high 76 yards (38.0 avg.), including a season-long return of 52 yards out to midfield early in the second quarter...**Vs. Dallas (Nov. 4):** Posted the first four tackles (three solo) of his career and a pass defended...**Vs. N.Y. Jets (Nov. 10):** Made his first career start and posted two tackles (both solo)...**At Chicago (Nov. 24):** Started and played 61 of 73 defensive snaps, logging a career-high nine tackles (eight solo)...**2019 Draft:** Selected by the Giants in the sixth round (No. 180 overall), becoming just the fourth player from Washburn to be drafted.

**COLLEGE:** Played in 46 games with 29 starts in four seasons at Washburn, totaling 186 tackles (113 solo), 10 tackles for a loss, five interceptions, 21 passes defended, four forced fumbles and three fumble recoveries...Finished his career ranked No. 2 in school history in blocked kicks (four) and No. 5 in kickoff return average (24.8)...Owns school records in the indoor 60m (6.91), the indoor 200m (22.18), the outdoor 100m (10.51) and the outdoor 200m (21.25)...Was a six-time member of the Mid-America Intercollegiate Athletics Association (MIAA) Academic Honor Roll between football and track and field...Majored in business...**Senior season (2018):** Named the Cliff Harris Award winner as the small college defensive player of the year and was the first player from Washburn and one of only three

VETERANS

COMMUNITY

ADMIN. & COACHES

BALLENTINE

DRAFT & FREE AGENTS

2022 REVIEW

RECORDS & HISTORY

LAMBREAU FIELD

MISC.

NCAA Division II players to be selected for the 2019 Reese's Senior Bowl...Earned second-team All-America honors from the American Football Coaches Association...Earned first-team All-MIAA recognition at defensive back and third-team honors as a return specialist...Started all 11 games and finished the season with 50 tackles (28 solo), a career-high three INTs, two forced fumbles, three blocked kicks (two field goals, one extra point) and a 19.3-yard average on 24 kickoff returns...Registered a season-high seven tackles (five solo) and an INT and blocked a fourth-quarter field goal vs. Central Missouri (Sept. 22)...Posted six tackles (three solo), an INT that he returned 40 yards and two passes defended vs. Emporia State (Oct. 27)...  
**Junior season (2017):** Earned first-team All-MIAA honors as a return specialist and second-team All-MIAA recognition as a defensive back...Started all 12 games, averaging 30.6 yards on 23 kickoff returns, which led the MIAA and was No. 5 in the nation...Added 54 tackles (35 solo), a forced fumble and three fumble recoveries...Registered seven tackles (three solo) and a pass defended and blocked an extra point vs. Central Missouri (Oct. 21)...Posted a 33.8-yard average on four kickoff returns at Missouri Western (Oct. 28), highlighted by a 54-yarder, one of his three returns on the season of 50-plus yards...  
**Sophomore season (2016):** Played in 12 games with six starts, earning All-MIAA honorable mention after posting a career-high 65 tackles (43 solo), including 6½ tackles for a loss, two INTs and a forced

fumble...Also led the Icabod special teams with 10 tackles, including nine on kickoff coverage...Recorded eight tackles (six solo) and a career-best two INTs at Missouri Southern (Oct. 8)...Posted a career-high nine tackles (five solo) and a tackle for a loss vs. Missouri Western (Oct. 29)...  
**Redshirt freshman season (2015):** Played in all 11 games, recording 17 tackles (seven solo)...Named the Icabod special teams player of the week after the games at Lindenwood (Sept. 3), vs. Missouri Southern State (Sept. 26) and at Fort Hays State (Oct. 3).

**PERSONAL:** Given name Corey Ballentine...Last name is pronounced bal-en-tine...Born in Montego Bay, Jamaica...  
**High school:** Was a two-sport star at Shawnee Heights High School (Tecumseh, Kan.), where he played football for just his junior and senior seasons...Recorded the nine fastest times in the 60m in school history and the six fastest times in the indoor 200m... Holds school records in the outdoor 100m (10.51), and outdoor 200m (21.25)...Finished fifth at the Kansas Relays in the 100m dash and posted three of the top five times in the 60m dash in school history...Was part of the state champion 4x400m relay team and finished No. 2 in the 4x100m relay team in the state meet as a junior...As a sophomore, was part of the state championship 4x400m relay team...  
**Community involvement:** When he was with the Giants, set up and served lunch at Eva's Village in Paterson, N.J., with fellow rookie teammates.

**NFL debut:** at Dallas, 9/9/19  
**First Start:** vs N.Y. Jets, 11/10/19

**CAREER TRANSACTIONS**

- 2019 Selected by N.Y. Giants in the sixth round (180th overall) of '19 NFL Draft, April 27...Signed first contract, May 16.
- 2020 Released by Giants, Nov. 10...Claimed off waivers by N.Y. Jets, Nov. 11.
- 2021 Placed on injured reserve (knee), Aug. 24...Released by Jets, Sept. 15...Claimed off waivers by Detroit Lions, Sept. 16... Placed on injured reserve (hamstring), Oct. 15...Activated off injured reserve, Nov. 18...Released by Lions, Nov. 19... Signed by Lions to practice squad, Nov. 23...Activated from practice squad/COVID-19 replacement, Dec. 11...Placed on practice squad reserve/COVID-19, Dec. 13...Activated from practice squad reserve/COVID-19, Dec. 23.
- 2022 Signed by Atlanta Falcons as reserve/future free agent, Jan. 12...Released by Falcons, Aug. 30...Signed by Green Bay Packers to practice squad, Sept. 28...Signed to active roster from practice squad, Nov. 12.
- 2023 Re-signed by Packers as unrestricted free agent, March 20.

**COREY BALLENTINE'S NFL REGULAR-SEASON DEFENSIVE STATISTICS**

YEAR	TEAM	GP	GS	TACKLES							INTERCEPTIONS							ST		MISC						
				TK	S	A	TFL	YDS	SK	YDS	QBH	NO	YDS	LG	TD	PD	FF	FR	TD	YDS	TK	S	A	FF	FR	S
2019	Giants	13	2	25	20	5	0	0	0.0	0.0	1	0	0	0	0	2	0	0	0	0	1	1	0	0	0	0
2020	Giants	9	2	10	8	2	0	0	0.0	0.0	0	0	0	0	0	0	0	0	0	6	5	1	0	0	0	0
2020	Jets	6	0	0	0	0	0	0	0.0	0.0	0	0	0	0	0	0	0	0	0	4	4	0	0	0	0	0
2020	TOTAL	15	2	10	8	2	0	0	0.0	0.0	0	0	0	0	0	0	0	0	10	9	1	0	0	0	0	0
2021	Lions	4	0	0	0	0	0	0	0.0	0.0	0	0	0	0	0	0	0	0	0	0	0	0	0	0	0	0
2022	Packers	8	0	1	0	1	0	0	0.0	0.0	0	0	0	0	0	0	0	0	0	4	4	0	1	0	0	0
<b>NFL TOTALS</b>		<b>40</b>	<b>4</b>	<b>36</b>	<b>28</b>	<b>8</b>	<b>0</b>	<b>0</b>	<b>0.0</b>	<b>0.0</b>	<b>1</b>	<b>0</b>	<b>0</b>	<b>0</b>	<b>0</b>	<b>2</b>	<b>0</b>	<b>0</b>	<b>0</b>	<b>15</b>	<b>14</b>	<b>1</b>	<b>1</b>	<b>0</b>	<b>0</b>	<b>0</b>

**COREY BALLENTINE'S NFL REGULAR-SEASON RETURN STATISTICS**

DATE	TEAM	KICKOFF RETURNS					PUNT RETURNS					
		RET.	YDS.	AVG.	LG	TD	NO.	FC	YDS.	AVG.	LG	TD
2019	Giants	10	256	25.6	52	0	0	0	0	0.0	0	0
2020	Giants	9	191	21.2	28	0	0	0	0	0.0	0	0
2020	Jets	12	314	26.2	66	0	0	0	0	0.0	0	0
2020	TOTAL	21	505	24.0	66	0	0	0	0	0.0	0	0
2021	Lions	4	94	23.5	26	0	0	0	0	0.0	0	0
2022	Packers	1	0	0.0	0	0	0	0	0	0.0	0	0
<b>NFL TOTALS</b>		<b>36</b>	<b>855</b>	<b>23.8</b>	<b>66</b>	<b>0</b>	<b>0</b>	<b>0</b>	<b>0</b>	<b>0.0</b>	<b>0</b>	<b>0</b>



**SINGLE-GAME HIGHS: DEFENSIVE**

Total Tackles 9 vs. Pittsburgh Steelers, Sep 14, 2020  
 9 at Chicago Bears, Nov 24, 2019  
 Solo Tackles 8 at Chicago Bears, Nov 24, 2019  
 7 vs. Pittsburgh Steelers, Sep 14, 2020

Passes Defensed 1 vs. Miami Dolphins, Dec 15, 2019  
 1 vs. Dallas Cowboys, Nov 04, 2019  
 Special Teams Tackles 3 vs. Cleveland Browns, Dec 27, 2020  
 3 vs. Washington Football Team, Oct 18, 2020

**SINGLE-GAME HIGHS: RETURNS**

All-Purpose Yards 100 at Seattle Seahawks, Dec 13, 2020  
 94 at Chicago Bears, Oct 03, 2021  
 Kickoff Returns 4 at Chicago Bears, Oct 03, 2021  
 3 at Seattle Seahawks, Dec 13, 2020  
 ...1 more at 3.  
 Kickoff Return Yards 100 at Seattle Seahawks, Dec 13, 2020  
 94 at Chicago Bears, Oct 03, 2021

Longest Kickoff Return 66 at Seattle Seahawks, Dec 13, 2020  
 52 vs. Minnesota Vikings, Oct 06, 2019  
 Kickoff Return Average 23.5 at Chicago Bears, Oct 03, 2021  
 Special Teams Tackles 3 vs. Cleveland Browns, Dec 27, 2020  
 3 vs. Washington Football Team, Oct 18, 2020

**2022 GXG REGULAR SEASON (PACKERS)**

DATE	OPPONENT	P/S	TK	S	A	SK	YDS	INT	PD	FF	FR
09/11	at Vikings						NOT ON ROSTER				
09/18	Bears						NOT ON ROSTER				
09/25	at Buccaneers						NOT ON ROSTER				
10/02	Patriots						PRACTICE SQUAD				
10/09	Giants						PRACTICE SQUAD				
10/16	Jets						PRACTICE SQUAD				
10/23	at Commanders						PRACTICE SQUAD				
10/30	at Bills						PRACTICE SQUAD				
11/06	at Lions						PRACTICE SQUAD				
11/13	Cowboys	P	0	0	0	0.0	0.0	0	0	0	0
11/17	Titans	P	0	0	0	0.0	0.0	0	0	0	0
11/27	at Eagles	P	0	0	0	0.0	0.0	0	0	0	0
12/04	at Bears	P	0	0	0	0.0	0.0	0	0	0	0
12/19	Rams	P	0	0	0	0.0	0.0	0	0	0	0
12/25	at Dolphins	P	0	0	0	0.0	0.0	0	0	0	0
01/01	Vikings	P	1	0	1	0.0	0.0	0	0	0	0
01/08	Lions	P	0	0	0	0.0	0.0	0	0	0	0
2022 TOTALS		8-0	1	0	1	0.0	0.0	0	0	0	0

**2021 GXG REGULAR SEASON (JETS/LIONS)**

DATE	OPPONENT	P/S	TK	S	A	SK	YDS	INT	PD	FF	FR
09/12	at Panthers						INJURED RESERVE				
							Went from Jets to Lions.				
							INACTIVE				
09/20	at Packers										
09/26	Ravens	P	0	0	0	0.0	0.0	0	0	0	0
10/03	at Bears	P	0	0	0	0.0	0.0	0	0	0	0
10/10	at Vikings	P	0	0	0	0.0	0.0	0	0	0	0
10/17	Bengals						INJURED RESERVE				
10/24	at Rams						INJURED RESERVE				
10/31	Eagles						INJURED RESERVE				
11/14	at Steelers						INJURED RESERVE				
11/25	Bears						PRACTICE SQUAD				
12/05	Vikings						PRACTICE SQUAD				
12/12	at Broncos						PRACTICE SQUAD/COVID-19				
12/19	Cardinals						PRACTICE SQUAD/COVID-19				
12/26	at Falcons						PRACTICE SQUAD				
01/02	at Seahawks						PRACTICE SQUAD				
01/09	Packers						PRACTICE SQUAD				
2021 TOTALS		3-0	0	0	0	0.0	0.0	0	0	0	0

**2020 GXG REGULAR SEASON (GIANTS/JETS)**

DATE	OPPONENT	P/S	TK	S	A	SK	YDS	INT	PD	FF	FR
09/14	Steelers	S	9	7	2	0.0	0.0	0	0	0	0
09/20	at Bears	S	1	1	0	0.0	0.0	0	0	0	0
09/27	49ers	P	0	0	0	0.0	0.0	0	0	0	0
10/04	at Rams	P	0	0	0	0.0	0.0	0	0	0	0
10/11	at Cowboys	P	0	0	0	0.0	0.0	0	0	0	0
10/18	Football Team	P	0	0	0	0.0	0.0	0	0	0	0
10/22	at Eagles	P	0	0	0	0.0	0.0	0	0	0	0
11/02	Buccaneers	P	0	0	0	0.0	0.0	0	0	0	0
11/08	at Football Team	P	0	0	0	0.0	0.0	0	0	0	0
11/15	Eagles						DID NOT PLAY				
							Went from Giants to Jets.				
							DID NOT PLAY				
11/22	at Chargers										
11/29	Dolphins	P	0	0	0	0.0	0.0	0	0	0	0
12/06	Raiders	P	0	0	0	0.0	0.0	0	0	0	0
12/13	at Seahawks	P	0	0	0	0.0	0.0	0	0	0	0
12/20	at Rams	P	0	0	0	0.0	0.0	0	0	0	0
12/27	Browns	P	0	0	0	0.0	0.0	0	0	0	0
01/03	at Patriots	P	0	0	0	0.0	0.0	0	0	0	0
2020 TOTALS		15-2	10	8	2	0.0	0.0	0	0	0	0

**2019 GXG REGULAR SEASON (GIANTS)**

DATE	OPPONENT	P/S	TK	S	A	SK	YDS	INT	PD	FF	FR
09/08	at Cowboys	P	0	0	0	0.0	0.0	0	0	0	0
09/15	Bills	P	0	0	0	0.0	0.0	0	0	0	0
09/22	at Buccaneers	P	0	0	0	0.0	0.0	0	0	0	0
09/29	Redskins	P	0	0	0	0.0	0.0	0	0	0	0
10/06	Vikings	P	0	0	0	0.0	0.0	0	0	0	0
10/10	at Patriots	P	0	0	0	0.0	0.0	0	0	0	0
10/20	Cardinals						INACTIVE				
10/27	at Lions						INACTIVE				
11/04	Cowboys	P	4	3	1	0.0	0.0	0	1	0	0
11/10	at Jets	S	2	2	0	0.0	0.0	0	0	0	0
11/24	at Bears	S	9	8	1	0.0	0.0	0	0	0	0
12/01	Packers	P	2	2	0	0.0	0.0	0	0	0	0
12/09	at Eagles						INACTIVE				
12/15	Dolphins	P	3	3	0	0.0	0.0	0	1	0	0
12/22	at Redskins	P	5	2	3	0.0	0.0	0	0	0	0
12/29	Eagles	P	0	0	0	0.0	0.0	0	0	0	0
2019 TOTALS		13-2	25	20	5	0.0	0.0	0	2	0	0

**THE 1920 PACKERS**

Name, Position	Games	Name, Position	Games	Name, Position	Games
Nate Abrams, E	.9	1Guy Leaper, T	.8	Gus Rosenow, B	.10
Henry "Tubby" Bero, B	.2	1Wes Leaper, T	.1	Charlie Sauber, C-G	.3
Howard "Cub" Buck, G	.1	2Malis, G	.1	3Smith, G	.1
Maurice "Jack" Dalton, B	.11	Herm Martell, E	.5	Almore "Buff" Wagner, B	.11
Rigney Dwyer, E	.9	Orlo "Toody" McLean, B	.8	Lyle "Cowboy" Wheeler, E-B	.5
Jennings Gallagher, B	.1	George Medley, B	.6	Milt Wilson, T-G	.7
Frank "Fritz" Gavin, C-E	.8	Don Murphy, T	.1	Carl Zoll, G	.10
Feryl "Fee" Klaus, C	.10	Herb Nichols, E	.1	Martin Zoll, G	.11
Wally Ladrow, B	.9	Al Petcka, T	.4		
Earl "Curly" Lambeau, B	.11	Sam Powers, T	.11		

<sup>1</sup>Listed only by last name with no first initial in most game summaries, but Guy was listed as a team member in the postseason banquet program along with 21 others, most of whom played regularly, whereas Wes was not.

<sup>2</sup>Listed only by his last name in the game summary; <sup>3</sup>Listed only by his last name in the game summary.

VETERANS

COMMUNITY

ADMIN. & COACHES

BALLINTERINE

DRAFT & FREE AGENTS

REVIEW

RECORDS & HISTORY

LAMBEAU FIELD

MISC.

# 59 DE'VONDRÉ CAMPBELL

LINEBACKER  
MINNESOTA

Eighth NFL Season > Third Packers Season



Ht: 6-4 > Wt: 232 > Born: July 1, 1993 > NFL Games Played/Started: 104/99 > Acquired: FA-21

## PRO HIGHLIGHTS:

> Despite missing four games due to injury, finished No. 3 on the team in 2022 with 96 tackles (56 solo) and posted three passes defended, two interceptions, a QB hit, six tackles for a loss (No. 4 on the team) and the first TD of his career (63-yard INT return).

> Was tied for No. 3 among NFL linebackers with four INTs in 2021-22.

> In 2021, started all 16 games he appeared in for the Packers and earned first-team All-Pro honors from The Associated Press after leading the team with a career-high 145 tackles (101 solo). Also added two INTs, two sacks, six tackles for a loss (No. 3 on team), five passes defended, two forced fumbles and a fumble recovery.

> Became the first Green Bay inside linebacker to earn first-team AP All-Pro honors since Ray Nitschke in 1966.

> Ranked No. 7 in the NFL among all defenders in tackles (career-high 145) for the 2021 season and was the only player in the league with 120-plus tackles and multiple INTs (two), sacks (two) and forced fumbles (two).

> Started his sixth playoff game in the 2021 Divisional round vs. San Francisco and posted a postseason career-high seven tackles (six solo).

> Named NFC Defensive Player of the Month for October 2021 (Weeks 4-8), the first of his career and the first for the Packers since LB Clay Matthews (September 2010). Joined LB Karl Mecklenburg (November 1989) as the only former Minnesota players to win Defensive Player of the Month.

> Started all 16 games in 2020 in his lone season with the Arizona Cardinals, totaling 99 tackles (69 solo), a career-high seven tackles for loss, a career-high-tying two sacks, six passes defended and a forced fumble.

> Spent his first four seasons with Atlanta (2016-19), playing in 59 games (54 starts) and leading the Falcons in tackles in both of his last two seasons (2018-19). Also started five post-season games with the Falcons, helping Atlanta win the NFC title and reach Super Bowl LI following the 2016 season.

> In 2019, led the Falcons with 129 tackles (75 solo) and three forced fumbles to go along with two sacks, two INTs and a fumble recovery while playing all 16 games (15 starts).

> Set career highs in tackles (17) and forced fumbles (two) while tying his career high with two tackles for a loss vs. Tennessee on September 29, 2019. His 17 tackles were tied for the third-highest single-game total in the NFL that season and he was one of just five different players to record 17-plus tackles in a game that season (Bobby Wagner, Luke Kuechly, Sean Lee and Anthony Walker).

> Finished No. 3 on the Falcons in 2017 with 92 tackles (61 solo).

> Selected by Atlanta in the fourth round (No. 115 overall) of the 2016 NFL Draft out of the University of Minnesota.

**2022 SEASON:** Started all 13 games he played in, missing Weeks 9-12 due to a knee injury...Finished No. 3 on the team with 96 tackles (56 solo), three passes defended, two INTs, a QB hit and six tackles for a loss (No. 4 on the team)...**At Tampa**

## AT A GLANCE ...



- First name is pronounced duh-VONN-dray.
- Has played in 104 career regular-season games with 99 starts over seven seasons, starting 13-plus games and posting 90-plus tackles in all but his rookie year.
- According to Stathead.com, was the only NFL linebacker and one of four players overall to post 95-plus tackles and multiple interceptions both of the last two seasons (2021-22).
- Named first-team All-Pro by *The Associated Press* in 2021, becoming the first Green Bay inside linebacker to earn first-team AP All-Pro honors since Ray Nitschke in 1966.
- Prior to joining Green Bay in 2021, played four seasons for the Atlanta Falcons (2016-19), who originally drafted him in the fourth round, and a season for the Arizona Cardinals (2020).
- After a season (2012) at Hutchinson (Kan.) Community College, played in 39 games with 27 starts during his three years (2013-15) at the University of Minnesota, earning All-Big Ten honorable mention as a senior.

**Bay (Sept. 25):** Led the team with a season-high 14 tackles (eight solo), a tackle for a loss and a pass defended. With Tampa Bay at the Green Bay 20 early in the first quarter, took down RB Leonard Fournette in the flat for a loss of a yard on second-and-4. The Bucs settled for a field goal after a sack by DL Kenny Clark on the next play...**Vs. N.Y. Jets (Oct. 16):** Led the team with eight tackles (four solo). Teamed with S Adrian Amos and then LB Rashan Gary to bring down RB Breece Hall for losses of 3 yards on back-to-back plays late in the fourth quarter...

**At Washington (Oct. 23):** Finished No. 2 on the team with 13 tackles (seven solo) while recording a career-best three tackles for a loss, a QB hit and a pass defended. Returned an interception off QB Taylor Heinicke 63 yards for a TD early in the second quarter, the longest INT return of his career and his first career TD. It marked the longest INT return for a TD by a Packers LB since Nick Barnett went 95 yards on Oct. 9, 2005...**At Chicago (Dec. 4):** Returned to action for the first time since Week 8, leading the team with 11 tackles (seven solo). It marked his 17th 10-plus-tackle game, including his 10th since the start of 2021...**At Miami (Dec. 25):** Recorded three tackles (one solo) and a pass defended, and picked off QB Tua Tagovailoa at the Green Bay 22 with just over six minutes to play in the fourth quarter, returning it 14 yards to the Green Bay 36. The Packers would kick a FG on the ensuing drive to take a 26-20 lead with just over two minutes to play.

**2021:** Started all 16 games he appeared in and led the defense with a career-high 145 tackles (101 solo), earning first-team AP All-Pro honors...Added two INTs, two sacks, six TFLs (No. 3 on team), five PDs, two FF and one FR...Ranked No. 7 in the NFL among all defenders in tackles...Was the only player in the league with 120-plus tackles and multiple INTs, sacks and forced fumbles...Named NFC Defensive Player of the Month for October (Weeks 4-8), the first of his career and the first for the Packers since Matthews (September 2010)...Was placed on reserve/COVID-19 on Nov. 30 during the Packers' bye week...Was activated from reserve/COVID-19 on Dec. 11 prior to Week 14 vs. Chicago...Missed Week 18 with an elbow injury...**Vs. Detroit (Sept. 20):** Led the Packers defense with 13 tackles (11 solo) and intercepted Lions QB Jared Goff late in the fourth

quarter. Joined Blake Martinez (2017) as the only Packers defenders to record 12-plus tackles and an INT in a game in the last 10 seasons...**At San Francisco (Sept. 26):** Logged a team-high 11 tackles (five solo) and had a recovery of a QB Jimmy Garoppolo fumble late in the fourth quarter, which led to a Green Bay FG...**At Cincinnati (Oct. 10):** Logged eight tackles (five solo), a tackle for a loss and intercepted QB Joe Burrow on the first play of overtime, his second INT of the season and the fifth of his career. Became the first Green Bay LB with multiple INTs in the first five games of the season since Barnett (two) in 2007. His three takeaways in the first five games were tied for second most by a Packers LB only behind John Anderson (four, 1978)...**Vs. Washington (Oct. 24):** Led the defense with 13 tackles (10 solo). Also forced two fumbles, matching his career high, and became the first Packers defender to force two fumbles in a game since Matthews did so at Cincinnati on Sept. 22, 2013...**At Arizona (Oct. 28):** Logged his first sack as a Packer, bringing down QB Kyler Murray for a loss of 4 yards in the second quarter. Finished the game with seven tackles (four solo) and two tackles for a loss, which matched his career best...**Vs. Chicago (Dec. 12):** Registered a season-high 16 tackles (nine solo), the second most of his career. It was also tied for the most by a Packer in a game since 2000 (Martinez, twice; LB Nate Wayne, twice)...**At Baltimore (Dec. 19):** Finished with a team-high 10 tackles (five solo) and a sack of Ravens QB Tyler Huntley in the first quarter...**Vs. San Francisco (NFC Divisional, Jan. 22):** Played on all 54 snaps and tallied a playoff career-high seven tackles (six solo) and a pass defended.

**2020:** Started all 16 games and totaled 99 tackles (69 solo), a career-high seven tackles for loss, a career-high-tying two sacks, six passes defended and a forced fumble with the Cardinals...**At San Francisco (Sept. 13):** Paired with LB Devon Kennard to stop 49ers RB Raheem Mostert on fourth-and-goal from inside the Cardinals' 1-yard line in the second quarter and finished with seven tackles (five solo)...**Vs. Washington (Sept. 20):** Totaled a team-high 10 tackles (eight solo), two tackles for a loss and two passes defended as he joined Budda Baker (Oct. 31, 2019 vs. San Francisco) and Adrian Wilson (Sept. 30, 2012 vs. Miami) as the only Cardinals from 2012-20 to record 10-plus tackles, two-plus tackles for a loss and two-plus passes defended in a game...**At N.Y. Jets (Oct. 11):** Tallied nine tackles (eight solo), including a stop of RB Le'Veon Bell for no gain on fourth-and-two at the Arizona 13 with the Cardinals protecting a seven-point lead in the second quarter...**Vs. Miami (Nov. 8):** Had six tackles (all solo) and an 11-yard sack of Tagovailoa on third-and-six to force a third-quarter punt...**At New England (Nov. 29):** Registered six tackles (four solo), two tackles for loss and a sack. Also had a tackle for no gain on the game's first play from scrimmage and hit QB Cam Newton, forcing an INT by LB Markus Golden two plays later.

**2019:** Played 16 games (15 starts) and led the Falcons with 129 tackles (75 solo) and three forced fumbles to go along with two sacks, two INTs and a fumble recovery...Was tied for No. 12 in the NFL in tackles...Posted double-digit tackles in four games and had at least eight tackles in nine contests...**Vs. Tennessee (Sept. 29):** Set career highs in tackles (17) and forced fumbles (two) while tying his career high with two tackles for a loss. His 17 tackles (seven solo) tied for the third-highest single-game total in the NFL on the year and he was one of just five different players to record 17-plus tackles in a game in 2019 (Bobby Wagner, Luke Kuechly, Sean Lee and Anthony Walker)...**At New Orleans (Nov. 10):** Posted his first sack of the season, taking down QB Drew Brees on third-and-two at the Falcons' 11-yard line in the first quarter, forcing a FG attempt...**At Carolina (Nov. 17):** Totaled 12 tackles (five solo) and recorded his second career INT when he picked off a QB Kyle Allen pass on the Panthers' opening possession in a victory, marking his first INT since Week 12 of his rookie season in 2016 vs. Arizona...**Vs. Tampa Bay (Nov. 24):** Intercepted a QB Jameis Winston pass late in the first quarter, giving him an

INT in back-to-back games for the first time in his career and a career-high two INTs on the season. Became the first Falcons LB with an INT in consecutive games since Michael Boley (Weeks 5-6) in 2007...**At San Francisco (Dec. 15):** Collected 11 stops (seven solo) and forced a fumble on RB Matt Breida in the third quarter and recovered the loose ball, marking his first career fumble recovery.

**2018:** Appeared in all 16 games (13 starts) for the second consecutive season and totaled a team-high 94 tackles (63 solo) to go along with four tackles for a loss, 1½ sacks and three QB hits...Had at least five tackles in 12 different contests...**Vs. Carolina (Sept. 16):** Posted a season-high nine tackles, including a season-best eight solo tackles...**At New Orleans (Nov. 22):** For the second time in three games, led the team with eight tackles (six solo) while also posting a season-high two tackles for a loss...**At Green Bay (Dec. 9):** Had his first sack of the season when he took down QB Aaron Rodgers for a 9-yard loss on third-and-7 that forced a missed FG attempt in the second quarter...**Vs. Arizona (Dec. 16):** Recorded a half-sack of QB Josh Rosen, which gave him at least a partial sack in consecutive games for the first time in his career.

**2017:** Started all 16 regular-season games and both post-season contests...Finished the regular season with 92 tackles (61 solo), three tackles for a loss, two sacks, six QB hits, four passes defended and a forced fumble...Had eight tackles (all solo), a sack, two QB hits and two tackles for a loss in the postseason...**Vs. Green Bay (Sept. 17):** Tailed eight tackles (six solo) and a sack of Rodgers...**At New England (Oct. 22):** Posted his second sack of the season when he took down QB Tom Brady in the first quarter and added a forced fumble on the play; also had eight tackles (seven solo) and a tackle for a loss in the contest...**Vs. Dallas (Nov. 12):** Led the team with a season-high 13 tackles (11 solo)...**At L.A. Rams (NFC Wild Card, Jan. 6):** Totaled two tackles (both solo), a sack, a tackle for a loss and two QB hits in the victory. Sacked Goff for a 7-yard loss at the Atlanta 17 in the fourth quarter that helped limit the Rams to a FG as the Falcons maintained a six-point lead late in the game...**At Philadelphia (NFC Divisional, Jan. 13):** Posted six tackles (all solo), including a tackle for a loss.

**2016:** Started 10 of 11 regular-season games played and also started all three postseason matchups...Had 48 tackles (35 solo), five tackles for a loss, an INT and a career-high seven passes defended...In three postseason starts, added 11 tackles (eight solo) and a QB hit...**Vs. Tampa Bay (Sept. 11):** Started at LB in his NFL debut in the season opener and finished with four tackles (all solo); suffered an ankle injury that forced him out of the next four games...**Vs. San Diego (Oct. 23):** Had his first career game with double-digit tackles as he racked up 10 stops (six solo), including one for a loss...**Vs. Arizona (Nov. 27):** Recorded four tackles (all solo) and his first career INT, intercepting a QB Carson Palmer pass on the Cardinals' final offensive snap of the game and also had a career-high three passes defended in the victory...**Vs. Seattle (NFC Divisional, Jan. 14):** Started in his postseason debut and totaled four tackles (three solo)...**2016 Draft:** Selected by Atlanta in the fourth round (No. 115 overall).

**COLLEGE:** Played in 39 games (27 starts) during his three years (2013-15) at Minnesota after spending one year (2012) at Hutchinson (Kan.) Community College...Finished his career at Minnesota with 208 tackles (129 solo), 16 tackles for a loss and 6½ sacks...Earned a degree in business and marketing education...**Senior season (2015):** Was selected All-Big Ten honorable mention after starting 11 of 13 games played and posting 92 tackles (53 solo), 6½ tackles for loss, a team-high four sacks, an INT and a forced fumble...**Junior season (2014):** Started all 13 games, finishing with 75 tackles (49 solo), 6½ tackles for loss, 2½ sacks, three fumble recoveries and an INT that he returned for a TD...**Sophomore season**





**2022 GXG REGULAR SEASON (PACKERS)**

DATE	OPPONENT	P/S	TK	S	A	SK	YDS	INT	PD	FF	FR
09/11	at Vikings	S	11	5	6	0.0	0.0	0	0	0	0
09/18	Bears	S	4	2	2	0.0	0.0	0	0	0	0
09/25	at Buccaneers	S	14	8	6	0.0	0.0	1	1	0	0
10/02	Patriots	S	7	6	1	0.0	0.0	0	0	0	0
10/09	Giants	S	5	5	0	0.0	0.0	0	0	0	0
10/16	Jets	S	8	3	5	0.0	0.0	0	0	0	0
10/23	at Commanders	S	12	7	5	0.0	0.0	1	1	0	0
10/30	at Bills	S	3	2	1	0.0	0.0	0	0	0	0
11/06	at Lions										
11/13	Cowboys										
11/17	Titans										
11/27	at Eagles										
12/04	at Bears	S	10	6	4	0.0	0.0	0	0	0	0
12/19	Rams	S	4	2	2	0.0	0.0	0	0	0	0
12/25	at Dolphins	S	3	1	2	0.0	0.0	1	1	0	0
01/01	Vikings	S	8	5	3	0.0	0.0	0	0	0	0
01/08	Lions	S	7	4	3	0.0	0.0	0	0	0	0
2022 TOTALS			13-13	96	56	40	0.0	0.0	2	3	0

**2020 GXG REGULAR SEASON (CARDINALS)**

DATE	OPPONENT	P/S	TK	S	A	SK	YDS	INT	PD	FF	FR
09/13	at 49ers	S	7	5	2	0.0	0.0	0	0	0	0
09/20	Football Team	S	10	8	2	0.0	0.0	0	2	0	0
09/27	Lions	S	6	4	2	0.0	0.0	0	0	0	0
10/04	at Panthers	S	9	4	5	0.0	0.0	0	0	0	0
10/11	at Jets	S	9	8	1	0.0	0.0	0	0	0	0
10/19	at Cowboys	S	7	5	2	0.0	0.0	0	0	0	0
10/25	Seahawks	S	9	6	3	0.0	0.0	0	0	0	0
11/08	Dolphins	S	6	6	0	1.0	11.0	0	0	0	0
11/15	Bills	S	3	1	2	0.0	0.0	0	0	0	0
11/19	at Seahawks	S	1	1	0	0.0	0.0	0	0	0	0
11/29	at Patriots	S	6	4	2	1.0	4.0	0	0	0	0
12/06	Rams	S	7	6	1	0.0	0.0	0	0	0	0
12/13	at Giants	S	4	1	3	0.0	0.0	0	0	0	0
12/20	Eagles	S	3	2	1	0.0	0.0	0	1	0	0
12/26	49ers	S	5	2	3	0.0	0.0	0	0	0	0
01/03	at Rams	S	7	6	1	0.0	0.0	0	1	0	0
2020 TOTALS			16-16	99	69	30	2.0	15.0	0	3	1

**2018 GXG REGULAR SEASON (FALCONS)**

DATE	OPPONENT	P/S	TK	S	A	SK	YDS	INT	PD	FF	FR
09/06	at Eagles	S	6	4	2	0.0	0.0	0	0	0	0
09/16	Panthers	S	9	8	1	0.0	0.0	0	0	0	0
09/23	Saints	S	6	5	1	0.0	0.0	0	0	0	0
09/30	Bengals	S	5	5	0	0.0	0.0	0	0	0	0
10/07	at Steelers	S	3	1	2	0.0	0.0	0	0	0	0
10/14	Buccaneers	S	5	2	3	0.0	0.0	0	0	0	0
10/22	Giants	S	3	3	0	0.0	0.0	0	0	0	0
11/04	at Redskins	S	4	3	1	0.0	0.0	0	0	0	0
11/11	at Browns	S	8	5	3	0.0	0.0	0	0	0	0
11/18	Cowboys	S	6	3	3	0.0	0.0	0	0	0	0
11/22	at Saints	S	8	6	2	0.0	0.0	0	0	0	0
12/02	Ravens	S	6	5	1	0.0	0.0	0	0	0	0
12/09	at Packers	S	5	3	2	1.0	9.0	0	0	0	0
12/16	Cardinals	P	3	0	3	0.5	4.5	0	0	0	0
12/23	at Panthers	P	8	3	5	0.0	0.0	0	0	0	0
12/30	at Buccaneers	P	9	7	2	0.0	0.0	0	0	0	0
2018 TOTALS			16-13	94	63	31	1.5	13.5	0	0	0

**2016 GXG REGULAR SEASON (FALCONS)**

DATE	OPPONENT	P/S	TK	S	A	SK	YDS	INT	PD	FF	FR
09/11	Buccaneers	S	4	4	0	0.0	0.0	0	0	0	0
09/18	at Raiders										
09/26	at Saints										
10/02	Panthers										
10/09	at Broncos										
10/16	at Seahawks	P	3	2	1	0.0	0.0	0	0	0	0
10/23	Chargers	S	10	6	4	0.0	0.0	0	0	0	0
10/30	Packers	S	5	4	1	0.0	0.0	0	0	0	0
11/03	at Buccaneers	S	9	8	1	0.0	0.0	0	1	1	0
11/13	at Eagles	S	2	1	1	0.0	0.0	1	1	0	0
11/27	Cardinals	S	4	4	0	0.0	0.0	1	3	0	0
12/04	Chiefs	S	5	3	2	0.0	0.0	0	0	0	0
12/11	at Rams	S	1	1	0	0.0	0.0	0	1	0	0
12/18	49ers	S	1	0	1	0.0	0.0	0	0	0	0
12/24	at Panthers										
01/01	Saints	S	4	2	2	0.0	0.0	0	1	0	0
2016 TOTALS			11-10	48	35	13	0.0	0.0	1	7	1

**2016 GXG POSTSEASON (FALCONS)**

01/14	Seahawks	S	4	3	1	0.0	0.0	0	0	0	0
01/22	Packers	S	3	2	1	0.0	0.0	0	0	0	0
02/05	Patriots	S	4	3	1	0.0	0.0	0	0	0	0
2016 TOTALS			3-3	11	8	3	0.0	0.0	0	0	0

**2021 GXG REGULAR SEASON (PACKERS)**

DATE	OPPONENT	P/S	TK	S	A	SK	YDS	INT	PD	FF	FR
09/12	at Saints	S	6	5	1	0.0	0.0	0	0	0	0
09/20	Lions	S	13	10	3	0.0	0.0	0	1	1	0
09/26	at 49ers	S	11	5	6	0.0	0.0	0	0	1	0
10/03	Steelers	S	9	5	4	0.0	0.0	0	1	0	0
10/10	at Bengals	S	9	5	4	0.0	0.0	0	1	1	0
10/17	at Bears	S	6	4	2	0.0	0.0	0	0	0	0
10/24	Football Team	S	14	11	3	0.0	0.0	0	0	2	0
10/28	at Cardinals	S	7	4	3	1.0	4.0	0	0	0	0
11/07	at Chiefs	S	7	4	3	0.0	0.0	0	0	0	0
11/14	Seahawks	S	5	5	0	0.0	0.0	0	0	0	0
11/21	at Vikings	S	7	6	1	0.0	0.0	0	1	0	0
11/28	Rams	S	4	4	0	0.0	0.0	0	0	0	0
12/12	Bears	S	16	9	7	0.0	0.0	0	0	0	0
12/19	at Ravens	S	10	5	5	1.0	4.0	0	0	0	0
12/25	Browns	S	13	12	1	0.0	0.0	0	1	0	0
01/02	Vikings	S	8	7	1	0.0	0.0	0	0	0	0
01/09	at Lions										
2021 TOTALS			16-16	145	101	44	2.0	8.0	2	5	2

**2021 GXG POSTSEASON (PACKERS)**

01/22	49ers	S	7	6	1	0.0	0.0	0	1	0	0
2021 TOTALS			1-1	7	6	1	0.0	0.0	0	1	0

**2019 GXG REGULAR SEASON (FALCONS)**

DATE	OPPONENT	P/S	TK	S	A	SK	YDS	INT	PD	FF	FR
09/08	at Vikings	S	8	6	2	0.0	0.0	0	0	0	0
09/15	Eagles	S	8	6	2	0.0	0.0	0	0	0	0
09/22	at Colts	S	5	4	1	0.0	0.0	0	0	0	0
09/29	Titans	S	17	7	10	0.0	0.0	0	0	2	0
10/06	at Texans	S	10	8	2	0.0	0.0	0	0	0	0
10/13	at Cardinals	S	9	8	1	0.0	0.0	0	0	0	0
10/20	Rams	S	6	3	3	0.0	0.0	0	0	0	0
10/27	Seahawks	P	7	2	5	0.0	0.0	0	0	0	0
11/10	at Saints	S	6	4	2	1.0	9.0	0	0	0	0
11/17	at Panthers	S	12	5	7	0.0	0.0	1	1	0	0
11/24	Buccaneers	S	8	2	6	0.0	0.0	1	1	0	0
11/28	Saints	S	3	1	2	0.0	0.0	0	1	0	0
12/08	Panthers	S	7	6	1	1.0	9.0	0	2	0	0
12/15	at 49ers	S	11	7	4	0.0	0.0	0	0	1	1
12/22	Jaguars	S	9	4	5	0.0	0.0	0	0	0	0
12/29	at Buccaneers	S	3	2	1	0.0	0.0	0	0	0	0
2019 TOTALS			16-15	129	75	54	2.0	18.0	2	5	3

**2017 GXG REGULAR SEASON (FALCONS)**

DATE	OPPONENT	P/S	TK	S	A	SK	YDS	INT	PD	FF	FR
09/10	at Bears	S	6	4	2	0.0	0.0	0	1	0	0
09/17	Packers	S	8	6	2	1.0	8.0	0	1	0	0
09/24	at Lions	S	3	2	1	0.0	0.0	0	0	0	0
10/01	Bills	S	5	4	1	0.0	0.0	0	0	0	0
10/15	Dolphins	S	4	2	2	0.0	0.0	0	2	0	0
10/22	at Patriots	S	8	7	1	1.0	7.0	0	0	1	0
10/29	at Jets	S	4	2	2	0.0	0.0	0	0	0	0
11/05	at Panthers	S	8	3	5	0.0	0.0	0	0	0	0
11/12	Cowboys	S	13	11	2	0.0	0.0	0	0	0	0
11/20	at Seahawks	S	4	3	1	0.0	0.0	0	0	0	0
11/26	Buccaneers	S	4	2	2	0.0	0.0	0	0	0	0
12/03	Vikings	S	6	1	5	0.0	0.0	0	0	0	0
12/07	Saints	S	6	4	2	0.0	0.0	0	0	0	0
12/18	at Buccaneers	S	6	6	0	0.0	0.0	0	0	0	0
12/24	at Saints	S	3	1	2	0.0	0.0	0	0	0	0
12/31	Panthers	S	4	3	1	0.0	0.0	0	0	0	0
2017 TOTALS			16-16	92	61	31	2.0	15.0	0	4	1

**2017 GXG POSTSEASON (FALCONS)**

01/06	at Rams	S	2	2	0	1.0
-------	---------	---	---	---	---	-----

# 24 TARIO CARPENTER

LINEBACKER  
GEORGIA TECH

Second NFL Season > Second Packers Season



Ht: 6-3 > Wt: 230 > Born: December 28, 1998 > NFL Games Played/Started: 14/0 > Acquired: D7a-22

## PRO HIGHLIGHTS:

> Played in 14 games in 2022 and finished No. 6 on the team with eight special teams tackles.

> Was tied for No. 5 among 2022 NFL draft picks (TruMedia) in special teams tackles.

> Selected by the Packers as the first of four picks in the seventh round (No. 228 overall) of the 2022 NFL Draft, becoming the 15th Georgia Tech player drafted by Green Bay and the first since S Morgan Burnett (third round, No. 71 overall) in 2010.

> Was the first defensive player drafted out of Georgia Tech since DT Adam Gotsis was selected by the Denver Broncos in the second round (No. 63 overall) in 2016.

**2022 SEASON:** Appeared in 14 games and posted eight tackles on special teams (No. 6 on the team)...Was inactive (healthy scratch) for two contests and dressed but did not play in another...Posted at least one special teams tackle in six of the final eight games of the season...**Vs. New England (Oct. 2):** Appeared on six special teams snaps in his NFL debut...**Vs. Dallas (Nov. 13):** Appeared on 14 special teams snaps and recorded his first career tackle, taking down WR KaVontae Turpin at the Dallas 12 early in the fourth quarter with Green Bay trailing by seven...**Vs. Tennessee (Nov. 17):** Appeared on seven special teams snaps and registered a tackle...**At Philadelphia (Nov. 27):** Appeared on eight special teams snaps and recorded a tackle...**At Chicago (Dec. 4):** Appeared on 10 special teams snaps and posted a tackle...**At Miami (Dec. 25):** Played 10 snaps on special teams and tied for the team lead with a career-high two tackles. Also saw his first action on defense in the NFL, appearing on three plays. Both tackles came on kickoff coverage in the first quarter, including weaving down untouched to tackle Raheem Mostert at the Miami 16...**Vs. Minnesota (Jan. 1):** Appeared on 16 special teams snaps and was tied for the team lead with two tackles. Also played a career-high 13 snaps on defense...**2022 Draft:** Selected by Green Bay with the first of four picks in the seventh round (No. 228 overall).

**COLLEGE:** Appeared in 52 games with 41 starts in five seasons at Georgia Tech, finishing with 223 tackles (153 solo), 6½ tackles for a loss, four interceptions, 22 passes defended and three forced fumbles...After playing in the Hula Bowl following the 2021 season, received an invite to the Senior Bowl, becoming the first Georgia Tech player to participate in the Senior Bowl since QB Justin Thomas in 2017...Earned his degree in literature, media and communication in December 2021...**Senior season (2021):** Saw action in all 12 games and made nine starts at safety...Ranked No. 5 on the team and No. 2 among defensive backs with a career-best 65 tackles (40 solo)...Posted five-plus tackles in seven games...Totaled a career-high 13 tackles (nine solo) at Clemson (Sept. 18) and helped limit the Tigers to 14 points, their fewest in an ACC game since Tech held them to six points in a 28-6 victory on Nov. 15, 2014. Registered four tackles (two solo) and a pass defended when he broke up a pass from QB Gunnar Holmberg to RB Mataeo Durant on a third-and-6 late in the third quarter at Duke (Oct. 9) and the Blue Devils missed a 31-yard field goal on the next play and GT remained up by seven points...Recorded seven

## AT A GLANCE ...



- First name is pronounced tuh-REEK.
- Saw action in 14 games as a rookie safety, primarily on special teams, and finished No. 6 on the team with eight tackles.
- Appeared in 52 games in five collegiate seasons, including 50 straight contests to close his career, and made 41 starts. Totaled 223 tackles (153 solo), 6½ tackles for a loss, four interceptions, 22 passes defended and three forced fumbles.
- Was a four-year letterwinner and three-year captain at Long County High School (Ludowici, Ga.), earning first-team all-state honors as a senior from RecruitGeorgia.com.

tackles (six solo), a tackle for a loss and a pass defended and forced a fumble late in the first quarter that was recovered by DB Wesley Walker at the Georgia Tech 14 at Miami (Nov. 6)...

**Senior season (2020):** Overcame offseason injuries to play in all 10 games, making nine starts at strong safety...Finished No. 5 on the team with 39 tackles (28 solo), two tackles for a loss, an INT and six passes defended...Recorded at least three tackles in nine of 10 games and five-plus tackles in four contests...Posted three tackles (two solo) and a pass defended in a three-point victory at Florida State (Sept. 12), the Yellow Jackets' first true road victory to open the season since 2007 at Notre Dame...Registered five tackles (four solo), 1½ tackles for a loss, a season-high three passes defended and an INT early in the third quarter vs. Duke (Nov. 28) that he returned 43 yards to the Duke 24 to set up a TD on the next play...**Junior season (2019):** Appeared in 11 games with 10 starts at strong safety...Led all defensive backs on the team and finished No. 3 overall with 62 tackles (48 solo)...Also recorded two tackles for a loss, an INT, a forced fumble and six passes defended...Registered three tackles on special teams...Finished with a season-best seven tackles in five games – vs. South Florida (Sept. 7), vs. North Carolina (Oct. 5), at Duke (Oct. 12), at Miami (Oct. 19), and at Virginia (Nov. 9)...Tallied seven tackles (six solo) at Miami (Oct. 19) and made the game-winning solo stop in overtime when he tackled TE Brevin Jordan after a 3-yard gain on fourth-and-4 to seal the victory...Totaled six tackles (four solo) and registered his third career INT vs. Pittsburgh (Nov. 2), picking off QB Kenny Pickett at the Pittsburgh 40 late in the first quarter...**Sophomore season (2018):** Started all 13 games at strong safety, finishing No. 4 on the team with 55 tackles (35 solo) and tying for the team lead with a career-best two INTs and seven passes defended...Tied for No. 3 on the team with five special teams tackles (all on kickoff coverage)...Registered at least one tackle in 12 of 13 games and multiple stops in 10 of 13 contests...Posted a pass defended in seven games...Intercepted a pass on the opening series at South Florida (Sept. 8) and had one tackle (solo), but was ejected from the game due to a targeting penalty one defensive series later...Recorded a key INT that led to GT's go-ahead TD in the fourth quarter of a 35-28 victory at North Carolina (Nov. 3)...Posted a season-high 10 tackles (five solo) in an overtime win vs. Virginia (Nov. 17)...**Freshman season (2017):** Saw action in six games, including five of the final six contests...Saw action primarily on special teams, with both of his tackles (Nov. 4 at Virginia, Nov. 18 at Duke) coming on punt coverage.



**PERSONAL:** Given name Tariq Marquese Carpenter...First name is pronounced tuh-REEK...Born in Little Rock, Ark. ...Is one of nine siblings...His mother, Demetria Fiffie, played basketball at Central Methodist University (1992-96)...His mother went on to become a staff sergeant in the U.S. Army, serving five international tours of duty, including three deployments to Iraq and one to Afghanistan...His uncle, Thurlos Pearson, played football at Missouri...**High school:** Was a four-year letterwinner and three-year captain at Long County High School

(Ludowici, Ga.), earning first-team all-state honors as a senior from RecruitGeorgia.com...Also was an all-region, all-district and all-area honoree...Played defensive back and wide receiver and returned kicks during his prep career...Registered the longest kickoff return in school history as a senior...Also played basketball for two seasons and was a two-year captain of the track and field team, participating in the long jump, high jump, triple jump and the 4x100-meter relay...**Community involvement:** Has done volunteer work with The Salvation Army.

**NFL debut:** vs. New England, 10/2/22

**CAREER TRANSACTIONS**

- 2022 Selected by Green Bay Packers as the first of four picks in the seventh round (228th overall) of '22 NFL Draft, April 30... Signed first contract, May 6.

**TARIQ CARPENTER'S NFL REGULAR-SEASON DEFENSIVE STATISTICS**

YEAR	TEAM	GP	GS	TACKLES							INTERCEPTIONS							ST			MISC						
				TK	S	A	TFL	YDS	SK	YDS	QBH	NO	YDS	LG	TD	PD	FF	FR	TD	YDS	TK	S	A	FF	FR	S	A
2022	Packers	14	0	0	0	0	0	0	0	0	0	0	0	0	0	0	0	0	0	0	8	6	2	0	0	0	0
<b>NFL TOTALS</b>		<b>14</b>	<b>0</b>	<b>0</b>	<b>0</b>	<b>0</b>	<b>0</b>	<b>0</b>	<b>0</b>	<b>0</b>	<b>0</b>	<b>0</b>	<b>0</b>	<b>0</b>	<b>0</b>	<b>0</b>	<b>0</b>	<b>0</b>	<b>0</b>	<b>0</b>	<b>8</b>	<b>6</b>	<b>2</b>	<b>0</b>	<b>0</b>	<b>0</b>	<b>0</b>

**SINGLE-GAME HIGHS: SPECIAL TEAMS**

Special Teams Tackles 2 vs. Minnesota Vikings, Jan 01, 2023  
2 at Miami Dolphins, Dec 25, 2022

**2022 GXG REGULAR SEASON (PACKERS)**

DATE OPPONENT	P/S	TK	S	A	SK	YDS	INT	PD	FF	FR	
09/11 at Vikings		INACTIVE									
09/18 Bears		INACTIVE									
09/25 at Buccaneers		DID NOT PLAY									
10/02 Patriots	P	0	0	0	0	0	0	0	0	0	
10/09 Giants	P	0	0	0	0	0	0	0	0	0	
10/16 Jets	P	0	0	0	0	0	0	0	0	0	
10/23 at Commanders	P	0	0	0	0	0	0	0	0	0	
10/30 at Bills	P	0	0	0	0	0	0	0	0	0	
11/06 at Lions	P	0	0	0	0	0	0	0	0	0	
11/13 Cowboys	P	0	0	0	0	0	0	0	0	0	
11/17 Titans	P	0	0	0	0	0	0	0	0	0	
11/27 at Eagles	P	0	0	0	0	0	0	0	0	0	
12/04 at Bears	P	0	0	0	0	0	0	0	0	0	
12/19 Rams	P	0	0	0	0	0	0	0	0	0	
12/25 at Dolphins	P	0	0	0	0	0	0	0	0	0	
01/01 Vikings	P	0	0	0	0	0	0	0	0	0	
01/08 Lions	P	0	0	0	0	0	0	0	0	0	
<b>2022 TOTALS</b>	<b>14-0</b>	<b>0</b>	<b>0</b>	<b>0</b>	<b>0</b>	<b>0</b>	<b>0</b>	<b>0</b>	<b>0</b>	<b>0</b>	

**GREEN BAY PACKERS – MOST SPECIAL TEAMS TACKLES, SEASON**

35	John Dorsey	1984	24	Mike C. McCoy	1976	22	Steve Wagner	1979
34	Guy Prather	1981	23	Steve Wagner	1977		Mike Jolly	1980
30	John Dorsey	1985		Steve Wagner	1978		Jim Laughlin	1983
29	Randy Scott	1981		Guy Prather	1982		Cliff Lewis	1984
	Cliff Lewis	1983		Burnell Dent	1989		Jackie Harris	1990
26	Guy Prather	1984		Marviel Underwood	2005		Paris Lenon	2002
25	Jason Hunter	2007					Brady Poppinga	2005
							Desmond Bishop	2009

*since 1976*

# 97 KENNY CLARK

DEFENSIVE LINEMAN  
UCLA

Eighth NFL Season > Eighth Packers Season

2019, 2021 PRO BOWL



Ht: 6-3 > Wt: 314 > Born: October 4, 1995 > NFL Games Played/Started: 106/92 > Acquired: D1-16

## PRO HIGHLIGHTS:

> Was one of three Packers (S Adrian Amos, LB Preston Smith) to start all 17 games on defense in 2022, posting four sacks (No. 3 on the team), 10 QB hits (No. 4 on the team) and five tackles for a loss (tied for No. 5 on the team).

> In 2021, made his second career Pro Bowl (2019) and led the Green Bay defensive line with 48 tackles (28 solo) while also finishing in the top five on the team with four sacks (No. 4), six tackles for a loss (tied for No. 3) and 13 QB hits (No. 3).

> According to Stats Pass, tied with LB Rashan Gary for the team lead in 2021 with 43½ QB hurries (No. 6 among NFL players listed as a DT).

> In 2020, started all 13 games he played in, leading the defensive line with 41 tackles (28 solo), two sacks, three tackles for a loss and six QB hits.

> In two 2020 postseason contests, recorded 11 tackles (six solo), a team-best 2½ sacks, a team-high two tackles for a loss and three QB hits (tied for the team lead).

> His 2½ sacks ranked No. 4 in the NFL in the 2020 postseason, tied for the eighth most by a Green Bay player in the postseason since 1982, and were the most since LB Nick Perry recorded 3½ in the 2015 postseason.

> According to NFL Next Gen Stats, ranked No. 2 in the NFL during the 2019 regular season with 49 QB pressures and 43 disruptions (the combined total of hurries, pressures or sacks — one per play) among players that play at least 75 percent of their snaps on the interior defensive line.

> With 16½ sacks from 2016-19, ranked No. 3 among Green Bay DTs in sacks in their first four seasons (Mike Daniels, 18; Corey Williams, 17), according to pro-football-reference.com (since 1982).

> Earned his first trip to the Pro Bowl (injury replacement for Rams DT Aaron Donald) after a 2019 season where he started all 16 games, ranked No. 2 on the team with a career-high 89 tackles (52 solo) and tied his career high with six sacks.

> Started both 2019 playoff games and posted seven tackles (five solo), a sack, three QB hits and three QB pressures.

> Missed three games due to an elbow injury, but was named a Pro Bowl alternate in 2018 after ranking at or near the top of the team in tackles (No. 3, 73), sacks (No. 2, career-high six), tackles for a loss (tied for No. 1, 13), QB hits (No. 3, seven), QB pressures (No. 5, 13) and opponent fumble recoveries (No. 1, two), which was also tied for No. 5 in the league.

> In 2017, started all 15 games he appeared in, leading the Green Bay defensive line in tackles (78) and ranking No. 2 in both sacks (4½) and solo tackles (39). Also posted eight tackles for a loss, two forced fumbles, 11 QB hits, 10 QB pressures, a pass defended and a blocked extra point.

> Selected by Green Bay in the first round of the 2016 NFL Draft with the No. 27 overall selection, joining former teammate DE Datone Jones (No. 26 overall, 2013) as the only UCLA defensive linemen to be selected in the first round of the draft since DT Manu Tuiaosopo in 1979 (No. 18 overall, Seattle).

## AT A GLANCE ...



- Has earned two trips to the Pro Bowl (2019, 2021), joining Henry Jordan (1960-61, 1963, 1966) and Dave Hanner (1953-54) as the only Packers defensive tackles to make multiple Pro Bowls.
- Has led or tied for the lead on the defensive line in tackles (53, 48, 41, 89, 72, 78, 33) in each of his first seven years with the Packers.
- Among those listed as a DL or DT by Stathead.com, is one of only five players to post 40-plus tackles and multiple sacks in each of the last six seasons (2017-22).
- His 26½ sacks from 2017-22 rank No. 2 on the team over that span (LB Preston Smith, 33½) and his five forced fumbles are tied for No. 1 on the Packers (LB Za'Darius Smith).
- Has 4½ career postseason sacks, tied for No. 4 in team history (since 1982) and tied for No. 5 in the NFL from 2019-21.
- Earned third-team All-America honors from *The Associated Press* and first-team All-Pacific-12 recognition from the coaches and media as a junior at UCLA in 2015.

**2022 SEASON:** Started all 17 contests and finished No. 3 on the team with four sacks while also recording 53 tackles (27 solo), 10 QB hits (No. 4 on the team) and five tackles for a loss (tied for No. 5 on the team)...**At Minnesota (Sept. 11):** Posted four tackles (three solo), a tackle for a loss and two QB hits. Teamed with Gary to take down RB Dalvin Cook for a loss of a yard late in the third quarter. Helped force incompletions on both of his QB hits...**At Tampa Bay (Sept. 25):** Talled four tackles (three solo) and led the team in sacks (two), tackles for a loss (two) and QB hits (two). On the first drive of the game, sacked QB Tom Brady for a loss of 6 yards on third down to force a field goal...**Vs. New England (Oct. 2):** Recorded six tackles (two solo), including teaming with DL Jarran Reed to stop RB Rhamondre Stevenson a yard short on third-and-3 with just under a minute to play in the fourth quarter...**At Detroit (Nov. 6):** Finished No. 2 on the team with a season-best seven tackles (four solo)...**Vs. Dallas (Nov. 13):** Posted four tackles (two solo), a QB hit and a tackle for a loss, and sacked QB Dak Prescott for a loss of a yard on first down early in the third quarter...**At Chicago (Dec. 4):** Posted three tackles (two solo), all of which were for no gain...**Vs. Minnesota (Jan. 1):** Finished with four tackles (one solo), a QB hit and midway through the third quarter, forced and recovered a fumble on a sack of QB Kirk Cousins to give the Packers the ball at their own 24-yard line.

**2021:** Started all 16 contests he appeared in during the regular season and led the Green Bay defensive line with 48 tackles (28 solo)...Also recorded four sacks (No. 4 on the team), six tackles for a loss (tied for No. 3), 13 QB hits (No. 3) and a fumble recovery...According to Stats Pass, tied with Gary for the team lead with 43½ QB hurries (No. 6 among NFL players listed as a DT)...Was placed on reserve/COVID-19 on Dec. 16 and was activated on Dec. 24...**At San Francisco (Sept. 26):** Recorded two tackles (one solo), a sack and a QB hit. With just over five minutes left in the game and the 49ers with the ball at the Packers' 44, sacked QB Jimmy Garoppolo for a loss of 10 yards. Garoppolo attempted to throw the ball but threw it backwards and it was recovered by LB De'Vondre Campbell

and returned to the 49ers' 38. K Mason Crosby hit a 38-yard field goal on the ensuing drive to give the Packers a six-point lead with under three minutes to play...**Vs. Pittsburgh (Oct. 3):** Finished with four tackles (one solo), a tackle for a loss and a QB hit, and recovered a fumble forced by DL Kingsley Keke on QB Ben Roethlisberger that gave Green Bay the ball at the Steelers' 23. The ensuing drive resulted in a TD to give the Packers a 14-7 lead in the second quarter...**At Chicago (Oct. 17):** Posted three tackles (all solo), two sacks, two tackles for a loss and two QB hits. The two sacks on QB Justin Fields totaled a loss of 23 yards and came in the span of three plays in the fourth quarter as he became the first Packers defensive lineman with two fourth-quarter sacks since Aaron Kampman vs. Washington on Oct. 14, 2007. It was the third two-sack game of his career and the first since Dec. 15, 2019, vs. the Bears...**Vs. L.A. Rams (Nov. 28):** Finished No. 2 on the team with six tackles (three solo) while also recording a sack, a tackle for a loss and two QB hits. With just over seven minutes left in the game, sacked QB Matthew Stafford on third-and-10 for a loss of 8 yards...**Vs. San Francisco (NFC Divisional, Jan. 22):** Registered six tackles (four solo), two QB hits and a tackle for a loss and sacked Garoppolo on a third down in the third quarter for a loss of 6 yards to force a punt. Brought his career total to 4½ sacks in the playoffs, tied for No. 4 by a Packer since 1982 and tied for No. 5 in the NFL from 2019-21.

**2020:** Started all 13 games he played in, leading the DL with 41 tackles (28 solo), two sacks, three tackles for a loss and six QB hits...Posted four-plus tackles in seven games...Suffered a groin injury in the season opener and missed Weeks 2-4... In two postseason contests, recorded 11 tackles (six solo), a team-best 2½ sacks, a team-high two tackles for a loss and three QB hits (tied for the team lead)...Dating back to 1982, it marked just the ninth time a Packer had registered a sack in multiple games in the same postseason...His 2½ sacks tied for the eighth most by a GB player in the postseason since 1982 and were the most since Perry recorded 3½ in the 2015 postseason...According to Sportradar, the 2½ sacks were the fourth most by a Packer listed as a DL, DE, DT or NT (since 1982)...**At Indianapolis (Nov. 22):** Posted a season-best six tackles (five solo), two QB hits and a tackle for a loss, and sacked QB Philip Rivers for a loss of 8 yards to force a third-and-19 that the Colts did not convert in the third quarter...**Vs. Tennessee (Dec. 27):** Tallied three tackles (all solo), a tackle for a loss and a QB hit. All three tackles were on RB Derrick Henry (-2, 3 and 5 yards)...**Vs. L.A. Rams (NFC Divisional, Jan. 16):** Registered three tackles (one solo), two QB hits, a tackle for a loss and a playoff career-high 1½ sacks. Early in the third quarter, combined with Gary to take down QB Jared Goff on third-and-7 for a loss of 9 yards, forcing a punt. Then in the fourth quarter, with GB up by seven, sacked Goff for a loss of 6 yards to make it third-and-16, which the Rams did not convert. LA punted on fourth down and GB scored on the next drive to go up 14 points with seven minutes to play. According to Stathead.com, was the first player listed as DL, DT or DE to record more than one sack in a playoff game for the Packers since DT Cullen Jenkins recorded 1½ on Jan. 12, 2008, vs. Seattle...**Vs. Tampa Bay (NFC Championship, Jan. 24):** Led the team with eight tackles (six solo) while also posting a sack, a tackle for a loss and a QB hit. Sacked Brady

for a loss of 5 yards on third-and-10 in the first quarter to force a punt. All eight tackles took place within three yards of the line of scrimmage. His eight tackles tied L.A. Rams DE Michael Brockers (eight vs. GB) for the most by a player listed as a DL, DE or DT on Sportradar in the 2020 postseason.

**2019:** Started all 16 games and ranked No. 2 on the team with a career-high 89 tackles (52 solo)...Registered six sacks (tied career high), a forced fumble, 11 tackles for a loss, 28 QB hits (No. 3 on the team) and 32 QB pressures (tied for No. 3 on the team)...Was named to his first career Pro Bowl (injury replacement for Donald)...Started both postseason games and posted seven tackles (five solo), a sack, three QB hits and three QB pressures...**At Chicago (Sept. 5):** Led the defensive line with eight tackles (three solo), a half-sack, a tackle for a loss and two QB pressures. On a third-and-1 play early in the second quarter, blew past C James Daniels to stuff WR Cordarrelle Patterson in the backfield for a 2-yard loss to force a three-and-out. Early in the third quarter, shed Daniels to get to QB Mitchell Trubisky for a shared zero-yard sack with LB Preston Smith to force a three-and-out...**Vs. Minnesota (Sept. 15):** Finished with seven tackles (four solo), a sack, a forced fumble, five QB hits and two QB pressures. Late in the first quarter, shed a block by C Garrett Bradbury to get to Cousins for the sack, forcing a fumble on the play that was recovered by DL Dean Lowry at the Minnesota 33. The sack gave him at least one in each of his last four games against the Vikings as he brought his total to five sacks in the last four games vs. Minnesota...**Vs. Washington (Dec. 8):** Posted six tackles (two solo), 1½ sacks, a QB pressure and a QB hit. On Washington's opening drive, got past C Chase Roullier to bring down QB Dwayne Haskins Jr. for a shared 11-yard sack with LB Kyle Fackrell to force a three-and-out. Midway through the third quarter, shed blocks from Roullier and G Brandon Scherff to sack Haskins for a 9-yard loss on third down...**Vs. Chicago (Dec. 15):** Matched his career high (twice before) with a team-high two sacks. Finished with six tackles (all solo), three tackles for a loss, two QB hits and two QB pressures. On Chicago's second series, blew by RG Rashad Coward to get to Trubisky for a 7-yard sack...**Vs. Seattle (NFC Divisional, Jan. 12):** Recorded three tackles (two solo), a sack, three QB pressures and two QB hits. On Seattle's second drive of the game, brought down RB Marshawn Lynch for no gain on a run up the middle on third-and-1 to force a three-and-out. With under a minute remaining in the first half, shed a block from LG Phil Haynes to get pressure on QB Russell Wilson, initially missing on the sack before getting off the ground to chase down Wilson for a 2-yard loss, the first sack of his career in the postseason.

**2018:** Started all 13 games he appeared in and ranked No. 3 on the team with 73 tackles (46 solo)...Was named a Pro Bowl alternate...Finished No. 2 on the team with a career-high six sacks and added 13 tackles for a loss (tied for the team lead), seven QB hits (No. 3 on the team), 13 QB pressures (No. 5), a team-high two fumble recoveries, a forced fumble and two passes defended...Was tied for No. 5 in the league with the two defensive fumble recoveries...Missed three games due to an elbow injury...Was placed on injured reserve (elbow) on Dec. 25...**Vs. Chicago (Sept. 9):** Finished with three tackles (two

## PACKERS SPRING MINICAMP HISTORY

Dan Devine coached collegiately for 16 years before Green Bay hired him in 1971. Shortly after his arrival, he implemented a college tradition: spring practice. That April, Devine took his new players to the University of Texas at Arlington and the Packers' first minicamp, where he got his first look at No. 1 draft choice John Brockington. In 1977, the Packers' revolutionary indoor facility allowed spring practice in Green Bay. However, the team migrated to Arizona in '94, so the Don Hutson Center could be finished.

1971 . . . . . University of Texas at Arlington  
1972-76 . . . . . Saguaro High School, Phoenix  
1977-93 . . . . . Indoor Practice Facility, Green Bay

1994 . . . . . Scottsdale (Ariz.) Community College  
1995-present . . . . . Don Hutson Center, Green Bay

solo), a tackle for a loss, a fumble recovery, a QB pressure and a QB hit. On fourth-and-10 with just over a minute remaining and the Packers leading, 24-23, recovered a Trubisky fumble at the Chicago 39 that was forced by Perry on a sack to seal the Green Bay win...**At Washington (Sept. 23):** Matched his career high with a team-leading 10 tackles (seven solo)...**Vs. Buffalo (Sept. 30):** Posted three tackles (two solo), a forced fumble, a fumble recovery, a season-high three QB pressures and a QB hit. Late in the fourth quarter, punched the ball out on QB Josh Allen's third-down scramble and recovered the fumble at the Green Bay 27. Helped the defense allow just 58 rushing yards on 16 carries (3.6 avg.)...**Vs. San Francisco (Oct. 15):** Finished second on the team with eight tackles (five solo), a sack and a QB hit. Shed a block from G Mike Person to come up the middle for a 6-yard sack of QB C.J. Beathard late in the first half...**At L.A. Rams (Oct. 28):** Matched his career high with two sacks. Finished with eight tackles (five solo), four tackles for a loss, three QB pressures (tied season high) and a QB hit. On third-and-4 on the Rams' first drive, fought off a block from C John Sullivan to bring down Goff for a 1-yard sack. Beat Sullivan again on a third-and-9 early in the second quarter, coming up the middle to sack Goff for an 11-yard loss...**At Minnesota (Nov. 25):** Paced the defensive line with six tackles (three solo), a sack, a QB pressure and two QB hits. Late in the third quarter, fought off a block from C Pat Elflein to wrap up Cousins for a 9-yard sack on third down as the Vikings were forced to settle for a FG.

**2017:** Started all 15 games he appeared in and posted 78 tackles (39 solo), eight tackles for a loss, 4½ sacks, two forced fumbles, 11 QB hits, 10 QB pressures and a pass defended... Led the Green Bay defensive line in tackles and ranked No. 2 in sacks...Registered all 4½ of his sacks in the month of December, second most among NFL defensive tackles behind only Donald (five) and the most ever (since 1982) by a Green Bay DT in the month of December (according to Stats Pass)...**At Minnesota (Oct. 15):** Registered a career-high 10 tackles (five solo), a tackle for a loss, a forced fumble, a QB pressure and a QB hit. Early in the second quarter, fought off a double-team from Pat Elflein and G Jeremiah Sirles as he went low to punch the ball out from RB Jerick McKinnon, the first forced fumble of his career. The fumble was scooped up by LB Clay Matthews at the Green Bay 19 and returned down the sideline 63 yards to the Minnesota 18, helping to set up a TD pass from QB Brett Hundley to WR Davante Adams three plays later...**Vs. New Orleans (Oct. 22):** Posted eight tackles (two solo), two QB pressures and two QB hits. Blocked a K Wil Lutz extra point early in the third quarter, the first blocked extra point by the Packers since Sept. 22, 2013, at Cincinnati (Jones)...**Vs. Tampa Bay (Dec. 3):** Registered seven tackles (three solo), 1½ sacks, a forced fumble, two QB pressures and one QB hit. Posted his first career sack late in the second quarter, forcing a fumble by QB Jameis Winston that was caught by Lowry at the Green Bay 38 and returned 62 yards for a TD. Late in the fourth quarter, chased down Winston and wrapped him up low for a shared 3-yard sack with Matthews...**Vs. Minnesota (Dec. 23):** Posted a career-high two sacks along with six tackles (three solo) and two QB hits. In the first quarter, came around on a stunt and beat G Nick Easton to get to QB Case Keenum for a 9-yard sack on third down, which forced a Minnesota punt. Early in the fourth quarter, was credited with a 2-yard sack as he chased Keenum out of bounds.

**2016:** Played in all 16 games with two starts and registered 33 tackles (14 solo), two tackles for a loss, four QB pressures, three QB hits, two fumble recoveries and two passes defended...Also appeared in all three postseason contests and recorded nine tackles (five solo), including a tackle for a loss, a team-high five QB pressures and a QB hit...**At Jacksonville (Sept. 11):** Posted an assisted tackle in his NFL debut, becoming the youngest player to appear in a season opener for the Packers since Arnie Herber (20 years old) in 1930...**Vs. N.Y. Gi-**

**ants (Oct. 9):** Recorded the first fumble recovery of his career, scooping up a QB Eli Manning fumble at the New York 33 late in the first half and returning it 2 yards to the 31 after Fackrell knocked the ball out on a sack. The turnover helped set up Crosby's 44-yard FG as time expired in the first half. Added two tackles (one solo), including a tackle for a loss...**Vs. Minnesota (Dec. 24):** Made a key takeaway in the second quarter. With just under 10 minutes remaining, dove on a fumbled snap by Easton to give the Packers the ball at the Minnesota 42, field position that led to a 2-yard Jordy Nelson TD catch three plays later. Late in the third quarter, beat Easton to put a hit on QB Sam Bradford and force an incomplete pass...**At Dallas (NFC Divisional, Jan. 15):** Posted four tackles (three solo), including a tackle for a loss. Late in the third quarter, read a screen pass to RB Ezekiel Elliott, bringing him down behind the line of scrimmage for a 2-yard loss. Added two QB pressures and a QB hit...**2016 Draft:** Selected by the Packers in the first round with the No. 27 overall choice, the second defensive tackle selected behind Louisville's Sheldon Rankins (New Orleans, No. 12 overall).

**COLLEGE:** Played in all 39 games in his three seasons at UCLA with 29 starts, opening the final 29 games of his career for the Bruins...Finished with 164 tackles (96 solo), seven sacks and 20½ tackles for a loss...Majored in African American studies...**Junior season (2015):** Started all 13 games and earned third-team All-America recognition from *The Associated Press*...Was named first-team All-Pac-12 by both the coaches and the media...Was a team co-captain and appeared on the watch lists for the Bednarik Award, Lombardi Award, Nagurski Trophy and Outland Trophy...Registered career highs in tackles (75), sacks (six) and tackles for a loss (11), ranking second on the team in all three of those categories...Posted a career-high five pass breakups, good for third on the team...Was presented the Henry R. "Red" Sanders Award for the most valuable player on UCLA's defense and the N. N. Sugarman Award for the best leadership on defense...Also was given the Bobby Field UCLA Captains Award and the Bruin Force Award at the annual team banquet...Scored the first TD of his career when he hauled in a 3-yard pass from QB Josh Rosen in the third quarter to put the Bruins up, 31-9, vs. Virginia (Sept. 5)...**Sophomore season (2014):** Started all 13 games and earned second-team All-Pac-12 honors...Ranked No. 6 on the team with 58 tackles (31 solo) and added 5½ tackles for a loss, a fumble recovery and a pass defended...**Freshman season (2013):** Appeared in all 13 contests with four starts and registered 31 tackles (18 solo), four tackles for a loss, a sack and a forced fumble...Was presented the Ed Kezirian "Coach K" Award for Academic and Athletic Balance at the team banquet.

**PERSONAL:** Given name Kenneth Duane Clark Jr. ...Born in San Bernardino, Calif. ...**High school:** Was named the CIF Eastern Division Defensive Player of the Year as a senior in 2012 at Wilmer Amina Carter High School in Rialto, Calif., posting 71 tackles, 11 sacks, five forced fumbles and a fumble recovery to help his team finish 12-1...Was an All-West Region selection by *SuperPrep* and was rated a four-star recruit by both Scout.com and Rivals.com...As a junior, registered 31 tackles, 17 tackles for a loss and 8½ sacks...In addition to DT, also saw time at T, G and C on offense...Also lettered three years in wrestling, winning a CIF title as a senior when he defeated future UCLA teammate Alex Redmond...**Community involvement:** Hosts an annual youth football camp in the summer in Rialto, Calif. ...Has conducted by drives in his hometown of San Bernardino...Shopped with kids from the PALS Program at Meijer in Green Bay during the holidays...Visited with kids at the Milwaukee Children's Hospital and helped build a playground with the Milwaukee police...Has spoken to students at numerous high schools around Wisconsin...Has participated in events for the Boys & Girls Club...Gave a speech to the Army National Guard 157th Maneuver Enhancement Brigade to thank them for their service...Took part in the 13th annual Packers



Tailgate Tour in 2018, traveling throughout southern Wisconsin, eastern Iowa and the Milwaukee area to visit fans and raise money for local organizations in each area...Autographed items to help raise money for The Salvation Army...Partici-

pated in the Packers Give Back Celebrity Bowling Event to raise money for the Northeast Wisconsin Technical College (NWTC) Promise Scholarship...Visited children's hospitals and worked at youth football camps while he was at UCLA.

**NFL debut:** at Jacksonville, 9/11/16  
**First NFL start:** vs. Detroit, 9/25/16  
**First NFL sack:** vs. Tampa Bay, 12/3/17 (J.Winston)

**CAREER TRANSACTIONS**

- 2016 Selected by Green Bay Packers in the first round (27th overall) of '16 NFL Draft, April 28...Signed first contract, June 17.
- 2018 Placed on injured reserve (elbow), Dec. 25.
- 2020 Signed contract extension, Aug. 15.
- 2021 Placed on reserve/COVID-19, Dec. 16...Activated from reserve/COVID-19, Dec. 24.

**KENNY CLARK'S NFL REGULAR-SEASON DEFENSIVE STATISTICS**

YEAR	TEAM	GP	GS	TACKLES								INTERCEPTIONS								
				TK	S	A	TFL	YDS	SK	YDS	QBH	NO	YDS	LG	TD	PD	FF	FR	TD	YDS
2016	Packers	16	2	33	14	19	1	1	0.0	0.0	2	0	0	0	0	2	0	2	0	2
2017	Packers	15	15	78	39	39	6	24	4.5	26.5	6	0	0	0	0	1	2	0	0	0
2018	Packers	13	13	73	46	27	11	48	6.0	43.0	9	0	0	0	0	3	1	2	0	0
2019	Packers	16	16	89	52	37	11	34	6.0	36.5	28	0	0	0	0	0	1	0	0	0
2020	Packers	13	13	42	28	14	3	14	2.0	12.0	6	0	0	0	0	0	0	0	0	0
2021	Packers	16	16	48	27	21	6	34	4.0	46.0	13	0	0	0	0	0	0	1	0	0
2022	Packers	17	17	53	27	26	5	17	4.0	24.0	10	0	0	0	0	1	1	0	0	0
<b>NFL TOTALS</b>		<b>106</b>	<b>92</b>	<b>416</b>	<b>233</b>	<b>183</b>	<b>43</b>	<b>172</b>	<b>26.5</b>	<b>188.0</b>	<b>74</b>	<b>0</b>	<b>0</b>	<b>0</b>	<b>0</b>	<b>6</b>	<b>5</b>	<b>6</b>	<b>0</b>	<b>2</b>

**KENNY CLARK'S NFL POSTSEASON DEFENSIVE STATISTICS**

YEAR	TEAM	GP	GS	TACKLES								INTERCEPTIONS								
				TK	S	A	TFL	YDS	SK	YDS	QBH	NO	YDS	LG	TD	PD	FF	FR	TD	YDS
2016	Packers	3	0	9	5	4	1	2	0.0	0.0	0	0	0	0	0	0	0	0	0	0
2019	Packers	2	2	7	5	2	1	2	1.0	2.0	3	0	0	0	0	0	0	0	0	0
2020	Packers	2	2	11	6	5	2	11	2.5	15.5	3	0	0	0	0	0	0	0	0	0
2021	Packers	1	1	6	4	2	1	6	1.0	6.0	2	0	0	0	0	0	0	0	0	0
<b>NFL TOTALS</b>		<b>8</b>	<b>5</b>	<b>33</b>	<b>20</b>	<b>13</b>	<b>5</b>	<b>21</b>	<b>4.5</b>	<b>23.5</b>	<b>8</b>	<b>0</b>	<b>0</b>	<b>0</b>	<b>0</b>	<b>0</b>	<b>0</b>	<b>0</b>	<b>0</b>	<b>0</b>

**SINGLE-GAME HIGHS: DEFENSIVE**

<b>Total Tackles</b>	10 at Washington Redskins, Sep 23, 2018 10 at Minnesota Vikings, Oct 15, 2017	<b>Forced Fumbles</b>	1 vs. Minnesota Vikings, Jan 01, 2023 1 vs. Minnesota Vikings, Sep 15, 2019 ...3 more at 1.
<b>Solo Tackles</b>	7 vs. Arizona Cardinals, Dec 02, 2018 7 at Washington Redskins, Sep 23, 2018 ...1 more at 7.	<b>Fumble Recoveries</b>	1 vs. Minnesota Vikings, Jan 01, 2023 1 vs. Pittsburgh Steelers, Oct 03, 2021 ...4 more at 1.
<b>Sacks</b>	2.0 at Tampa Bay Buccaneers, Sep 25, 2022 2.0 at Chicago Bears, Oct 17, 2021 ...3 more at 2.0.	<b>Tackles For Loss</b>	4 at Los Angeles Rams, Oct 28, 2018 3 vs. Chicago Bears, Dec 15, 2019 2 vs. New York Giants, Oct 09, 2016
<b>Passes Defensed</b>	1 vs. Arizona Cardinals, Dec 02, 2018 1 at Washington Redskins, Sep 23, 2018 ...4 more at 1.	<b>Longest Opponent's Fumble Return</b>	2 vs. New York Giants, Oct 09, 2016

**2022 GXG REGULAR SEASON (PACKERS)**

DATE	OPPONENT	P/S	TK	S	A	SK	YDS	INT	PD	FF	FR
09/11	at Vikings	S	4	3	1	0.0	0.0	0	0	0	0
09/18	Bears	S	1	0	1	0.0	0.0	0	0	0	0
09/25	at Buccaneers	S	4	3	1	2.0	14.0	0	0	0	0
10/02	Patriots	S	6	2	4	0.0	0.0	0	0	0	0
10/09	Giants	S	3	2	1	0.0	0.0	0	0	0	0
10/16	Jets	S	3	0	3	0.0	0.0	0	0	0	0
10/23	at Commanders	S	2	1	1	0.0	0.0	0	0	0	0
10/30	at Bills	S	4	1	3	0.0	0.0	0	0	0	0
11/06	at Lions	S	7	4	3	0.0	0.0	0	0	0	0
11/13	Cowboys	S	4	2	2	1.0	1.0	0	0	0	0
11/17	Titans	S	3	2	1	0.0	0.0	0	0	0	0
11/27	at Eagles	S	1	1	0	0.0	0.0	0	0	0	0
12/04	at Bears	S	3	2	1	0.0	0.0	0	0	0	0
12/19	Rams	S	2	2	0	0.0	0.0	0	0	0	0
12/25	at Dolphins	S	1	0	1	0.0	0.0	0	0	0	0
01/01	Vikings	S	4	1	3	1.0	9.0	0	0	1	1
01/08	Lions	S	1	1	0	0.0	0.0	0	0	0	0
<b>2022 TOTALS</b>	<b>17-17</b>		<b>53</b>	<b>27</b>	<b>26</b>	<b>4.0</b>	<b>24.0</b>	<b>0</b>	<b>0</b>	<b>1</b>	<b>1</b>

**2021 GXG REGULAR SEASON (PACKERS)**

DATE	OPPONENT	P/S	TK	S	A	SK	YDS	INT	PD	FF	FR
09/12	at Saints	S	5	3	2	0.0	0.0	0	0	0	0
09/20	Lions	S	5	2	3	0.0	0.0	0	0	0	0
09/26	at 49ers	S	3	2	1	1.0	15.0	0	0	0	0
10/03	Steelers	S	4	1	3	0.0	0.0	0	0	0	1
10/10	at Bengals	S	6	3	3	0.0	0.0	0	0	0	0
10/17	at Bears	S	3	3	0	2.0	23.0	0	0	0	0
10/24	Football Team	S	0	0	0	0.0	0.0	0	0	0	0
10/28	at Cardinals	S	2	0	2	0.0	0.0	0	0	0	0
11/07	at Chiefs	S	1	1	0	0.0	0.0	0	0	0	0
11/14	Seahawks	S	1	1	0	0.0	0.0	0	0	0	0
11/21	at Vikings	S	3	2	1	0.0	0.0	0	0	0	0
11/28	Rams	S	6	3	3	1.0	8.0	0	0	0	0
12/12	Bears	S	3	2	1	0.0	0.0	0	0	0	0
12/19	at Ravens										
12/25	Browns	S	4	3	1	0.0	0.0	0	0	0	0
01/02	Vikings	S	1	1	0	0.0	0.0	0	0	0	0
01/09	at Lions	S	1	1	0	0.0	0.0	0	0	0	0
<b>2021 TOTALS</b>	<b>16-16</b>		<b>48</b>	<b>27</b>	<b>21</b>	<b>4.0</b>	<b>46.0</b>	<b>0</b>	<b>0</b>	<b>0</b>	<b>1</b>

**2021 GXG POSTSEASON (PACKERS)**

01/22	49ers	S	6	4	2	1.0	6.0	0	0	0	0
<b>2021 TOTALS</b>	<b>1-1</b>		<b>6</b>	<b>4</b>	<b>2</b>	<b>1.0</b>	<b>6.0</b>	<b>0</b>	<b>0</b>	<b>0</b>	<b>0</b>

**2020 GXG REGULAR SEASON (PACKERS)**

DATE OPPONENT	P/S	TK	S	A	SK	YDS	INT	PD	FF	FR
09/13 at Vikings	S	2	1	0	0	0	0	0	0	0
09/20 Lions										
09/27 at Saints										
10/05 Falcons										
10/18 at Buccaneers	S	4	2	2	0	0	0	0	0	0
10/25 at Texans	S	1	1	0	0	0	0	0	0	0
11/01 Vikings	S	4	4	0	0	0	0	0	0	0
11/05 at 49ers	S	0	0	0	0	0	0	0	0	0
11/15 Jaguars	S	5	3	2	0	0	0	0	0	0
11/22 at Colts	S	6	5	1	1	8	0	0	0	0
11/29 Bears	S	1	0	1	0	0	0	0	0	0
12/06 Eagles	S	3	2	1	0	0	0	0	0	0
12/13 at Lions	S	4	4	0	1	4	0	0	0	0
12/19 Panthers	S	3	1	2	0	0	0	0	0	0
12/27 Titans	S	3	3	0	0	0	0	0	0	0
01/03 at Bears	S	6	2	4	0	0	0	0	0	0
<b>2020 TOTALS</b>	<b>13-13</b>	<b>42</b>	<b>28</b>	<b>14</b>	<b>2</b>	<b>12</b>	<b>0</b>	<b>0</b>	<b>0</b>	<b>0</b>

**2020 GXG POSTSEASON (PACKERS)**

01/16 Rams	S	3	1	2	1	5	0	0	0	0
01/24 Buccaneers	S	8	5	3	1	5	0	0	0	0
<b>2020 TOTALS</b>	<b>2-2</b>	<b>11</b>	<b>6</b>	<b>5</b>	<b>2</b>	<b>15</b>	<b>0</b>	<b>0</b>	<b>0</b>	<b>0</b>

**2018 GXG REGULAR SEASON (PACKERS)**

DATE OPPONENT	P/S	TK	S	A	SK	YDS	INT	PD	FF	FR
09/09 Bears	S	3	2	1	0	0	0	0	0	1
09/16 Vikings	S	6	4	2	1	7	0	1	0	0
09/23 at Redskins	S	10	7	3	0	0	0	1	0	0
09/30 Bills	S	3	2	1	0	0	0	0	1	1
10/07 at Lions	S	5	3	2	0	0	0	0	0	0
10/15 49ers	S	8	5	3	1	6	0	0	0	0
10/28 at Rams	S	8	5	3	2	12	0	0	0	0
11/04 at Patriots	S	3	1	2	0	0	0	0	0	0
11/11 Dolphins	S	6	5	1	1	9	0	0	0	0
11/15 at Seahawks	S	6	2	4	0	0	0	0	0	0
11/25 at Vikings	S	6	3	3	1	9	0	0	0	0
12/02 Cardinals	S	8	7	1	0	0	0	1	0	0
12/09 Falcons	S	1	0	1	0	0	0	0	0	0
12/16 at Bears										
12/23 at Jets										
12/30 Lions										
<b>2018 TOTALS</b>	<b>13-13</b>	<b>73</b>	<b>46</b>	<b>27</b>	<b>6</b>	<b>43</b>	<b>0</b>	<b>3</b>	<b>1</b>	<b>2</b>

**2016 GXG REGULAR SEASON (PACKERS)**

DATE OPPONENT	P/S	TK	S	A	SK	YDS	INT	PD	FF	FR
09/11 at Jaguars	P	1	0	1	0	0	0	0	0	0
09/18 at Vikings	P	3	0	3	0	0	0	0	1	0
09/25 Lions	S	5	3	2	0	0	0	0	0	0
10/09 Giants	P	2	1	1	0	0	0	0	0	1
10/16 Cowboys	S	3	1	2	0	0	0	0	0	0
10/20 Bears	P	4	3	1	0	0	0	0	0	0
10/30 at Falcons	P	1	0	1	0	0	0	0	0	0
11/06 Colts	P	0	0	0	0	0	0	0	0	0
11/13 at Titans	P	3	1	2	0	0	0	0	0	0
11/20 at Redskins	P	3	0	3	0	0	0	0	0	0
11/28 at Eagles	P	0	0	0	0	0	0	0	0	0
12/04 Texans	P	2	1	1	0	0	0	0	0	0
12/11 Seahawks	P	5	3	2	0	0	0	0	0	0
12/18 at Bears	P	0	0	0	0	0	0	0	0	0
12/24 Vikings	P	0	0	0	0	0	0	0	0	1
01/01 at Lions	P	1	1	0	0	0	0	1	0	0
<b>2016 TOTALS</b>	<b>16-2</b>	<b>33</b>	<b>14</b>	<b>19</b>	<b>0</b>	<b>0</b>	<b>0</b>	<b>2</b>	<b>0</b>	<b>2</b>

**2016 GXG POSTSEASON (PACKERS)**

01/08 Giants	P	2	0	2	0	0	0	0	0	0
01/15 at Cowboys	P	4	3	1	0	0	0	0	0	0
01/22 at Falcons	P	3	2	1	0	0	0	0	0	0
<b>2016 TOTALS</b>	<b>3-0</b>	<b>9</b>	<b>5</b>	<b>4</b>	<b>0</b>	<b>0</b>	<b>0</b>	<b>0</b>	<b>0</b>	<b>0</b>

**2019 GXG REGULAR SEASON (PACKERS)**

DATE OPPONENT	P/S	TK	S	A	SK	YDS	INT	PD	FF	FR
09/05 at Bears	S	8	3	5	0	5	0	0	0	0
09/15 Vikings	S	7	4	3	1	7	0	0	0	1
09/22 Broncos	S	6	3	3	0	0	0	0	0	0
09/26 Eagles	S	7	3	4	0	0	0	0	0	0
10/06 at Cowboys	S	3	0	3	0	0	0	0	0	0
10/14 Lions	S	2	2	0	0	0	0	0	0	0
10/20 Raiders	S	9	5	4	0	0	0	0	0	0
10/27 at Chiefs	S	4	3	1	0	0	0	0	0	0
11/03 at Chargers	S	4	3	1	0	0	0	0	0	0
11/10 Panthers	S	5	3	2	0	0	0	0	0	0
11/24 at 49ers	S	3	3	0	0	0	0	0	0	0
12/01 at Giants	S	6	4	2	0	0	0	0	0	0
12/08 Redskins	S	6	2	4	1	5	14	5	0	0
12/15 Bears	S	6	6	0	2	0	9	0	0	0
12/23 at Vikings	S	7	3	4	1	6	0	0	0	0
12/29 at Lions	S	6	5	1	0	0	0	0	0	0
<b>2019 TOTALS</b>	<b>16-16</b>	<b>89</b>	<b>52</b>	<b>37</b>	<b>6</b>	<b>36</b>	<b>5</b>	<b>0</b>	<b>0</b>	<b>1</b>

**2019 GXG POSTSEASON (PACKERS)**

01/12 Seahawks	S	3	2	1	1	2	0	0	0	0
01/19 at 49ers	S	4	3	1	0	0	0	0	0	0
<b>2019 TOTALS</b>	<b>2-2</b>	<b>7</b>	<b>5</b>	<b>2</b>	<b>1</b>	<b>2</b>	<b>0</b>	<b>0</b>	<b>0</b>	<b>0</b>

**2017 GXG REGULAR SEASON (PACKERS)**

DATE OPPONENT	P/S	TK	S	A	SK	YDS	INT	PD	FF	FR
09/10 Seahawks	S	4	1	3	0	0	0	1	0	0
09/17 at Falcons	S	3	2	1	0	0	0	0	0	0
09/24 Bengals	S	6	3	3	0	0	0	0	0	0
09/28 Bears	S	3	1	2	0	0	0	0	0	0
10/08 at Cowboys	S	4	2	2	0	0	0	0	0	0
10/15 at Vikings	S	10	5	5	0	0	0	1	0	0
10/22 Saints	S	8	2	6	0	0	0	0	0	0
11/06 Lions	S	5	2	3	0	0	0	0	0	0
11/12 at Bears	S	3	1	2	0	0	0	0	0	0
11/19 Ravens	S	3	2	1	0	0	0	0	0	0
11/26 at Steelers										
12/03 Buccaneers	S	7	3	4	1	5	9	5	0	1
12/10 at Browns	S	4	3	1	0	0	0	0	0	0
12/17 at Panthers	S	9	7	2	1	0	6	0	0	0
12/23 Vikings	S	6	3	3	2	11	0	0	0	0
12/31 at Lions	S	3	2	1	0	0	0	0	0	0
<b>2017 TOTALS</b>	<b>15-15</b>	<b>78</b>	<b>39</b>	<b>39</b>	<b>4</b>	<b>26</b>	<b>5</b>	<b>0</b>	<b>1</b>	<b>2</b>

**HISTORY OF THE SACK STATISTIC**

In 1947, the NFL implemented a new team statistic, yards lost attempting to pass. The new category allowed the league to separate gross yards passing from net yards, to more accurately reflect a team's passing performance. Net passing yards included yards lost by backs tackled on passing plays.

In 1963, Seymour Siwoff, president of the league's official statistical company, the Elias Sports Bureau, made a suggestion. Recognizing that the "yards lost attempting to pass" figure needed a complement, he argued for a new category: number of times losing yards attempting to pass. The league agreed, and one of the NFL's top executives, Jim Kensil, first coined the term "sack," which is a term from the Dark Ages, meaning to plunder a captured town. Kensil, who handled NFL public relations among other responsibilities, popularized the term in his stories and publicity materials.

In 1982, convinced by member-team PR directors (many of whom were convinced by their players), Elias and the NFL agreed to make individual sacks an official number. New rules were written, such as only two players can share in a sack.

Today, it's arguably the game's most popular defensive stat. Elias, which also tracks official numbers for MLB, the NBA and the NHL, still has the final word on every challenged sack in the NFL, spending Tuesday or Wednesday in the film room at the league office.



# TYLER DAVIS 84

TIGHT END  
GEORGIA TECH

Fourth NFL Season > Third Packers Season

Ht: 6-4 > Wt: 252 > Born: April 2, 1997 > NFL Games Played/Started: 39/1 > Acquired: FA-21 (PS-Ind.)

## PRO HIGHLIGHTS:

- ▶ Played in all 17 games with one start last season, appearing on a team-high 342 plays on special teams and ranking No. 4 on the club with a career-high 10 tackles on special teams.
- ▶ Appeared in 14 games for the Packers in 2021, recording four catches for 35 yards (8.8 avg.) along with five tackles on special teams.
- ▶ Ranked No. 1 on the Packers with 15 tackles on special teams over the past two seasons (2021-22).
- ▶ Was signed by Green Bay on Sept. 28, 2021, off the Indianapolis Colts' practice squad.
- ▶ Played in eight games as a rookie for the Jacksonville Jaguars in 2020, seeing time primarily on special teams.
- ▶ Was selected by the Jaguars in the sixth round (No. 206 overall) of the 2020 NFL Draft, the highest-drafted tight end out of Georgia Tech since Bill Martin was picked by the Bears in the second round (No. 21 overall) in 1964.

**2022 SEASON:** Played in all 17 games with one start, seeing time on offense and special teams...Registered four receptions for 26 yards (6.5 avg.) and ranked No. 4 on the team with a career-high 10 tackles on special teams...Appeared on a team-high 342 plays on special teams (TruMedia), the most by a Packer in a season since LB Kyler Fackrell in 2017 (352)...**At Minnesota (Sept. 11):** Posted a 3-yard reception...**At Tampa Bay (Sept. 25):** Matched his career high with two receptions for 26 yards (13.0 avg.), including a career-long 23-yard grab down to the Tampa Bay 6 on a third down in the second quarter...**Vs. New England (Oct. 2):** Led the team with two tackles on special teams...**Vs. N.Y. Giants (Oct. 9):** Made his first NFL start as the Packers opened with two TEs...**Vs. L.A. Rams (Dec. 19):** Tied for the team lead with two tackles on special teams...**Vs. Minnesota (Jan. 1):** Tied for the team lead with two tackles on special teams.

**2021:** Appeared in 14 games for Green Bay, recording four catches for 35 yards (8.8 avg.) along with five tackles on special teams...Was signed by the Packers on Sept. 28 off the Colts' practice squad...**Vs. Pittsburgh (Oct. 3):** Appeared on seven plays on special teams in his Green Bay debut...**At Cincinnati (Oct. 10):** Saw his first action on offense in a Green Bay uniform, appearing on four plays, and registered his first NFL tackle on special teams...**Vs. Seattle (Nov. 14):** Posted his first NFL reception when he hauled in a 4-yard pass from QB Aaron Rodgers in the first quarter...**At Baltimore (Dec. 19):** Registered a season-long 22-yard reception down the seam in the second quarter...**Vs. Minnesota (Jan. 2):** Played a career-high 32 snaps on offense and recorded a career-best two receptions for 9 yards (4.5 avg.).

**2020:** Appeared in eight games for the Jaguars as a rookie, playing primarily on special teams...Was inactive (healthy scratch) for eight contests...**Vs. Miami (Sept. 24):** Made his NFL debut, appearing on 12 plays on offense and six on special teams...**At Baltimore (Dec. 20):** Served as the team's holder (two extra points)...**2020 Draft:** Selected by the Jaguars in the sixth round (No. 206 overall), the highest-drafted tight end out of Georgia Tech since Martin in 1964 (second round, No. 21 overall).

## AT A GLANCE ...



- Played in all 17 games with one start last season, appearing on a team-high 342 plays on special teams and ranking No. 4 on the club with a career-high 10 tackles on special teams.
- Appeared in 14 games for the Packers in 2021, recording four catches for 35 yards (8.8 avg.) along with five tackles on special teams.
- Ranked No. 1 on the Packers with 15 tackles on special teams over the past two seasons (2021-22).
- Played in eight games as a rookie for the Jacksonville Jaguars in 2020, seeing time primarily on special teams.
- Appeared in 48 games with 26 starts during his collegiate career (Connecticut, 2016-18; Georgia Tech, 2019), posting 64 catches for 648 yards (10.1 avg.) and eight TDs.
- Posted six TD receptions as a junior at Connecticut in 2018, tied for the second most in a season in school history by a tight end.

**COLLEGE:** Appeared in 48 games with 26 starts during his collegiate career, posting 64 catches for 648 yards (10.1 avg.) and eight TDs...Played in 36 games with 15 starts in three seasons at Connecticut (2016-18) before transferring to Georgia Tech as a graduate student for the 2019 season...Earned his bachelor's degree and his master's degree in economics...**Senior season (2019):** Played in 12 games with 11 starts, ranking No. 3 on the Yellow Jackets with 17 receptions for 148 yards (8.7 avg.) and a TD...Posted a season-high 54 receiving yards on three catches (18.0 avg.) at Virginia (Nov. 9)...Hauled in a 6-yard TD grab vs. Georgia (Nov. 30)...**Junior season (2018):** Appeared in all 12 games with 11 starts, posting a career-high 22 catches for a career-best 237 yards (10.1 avg.) and a career-high six TDs...His six TD receptions were tied for the second most in a season by a TE in school history...Registered four grabs for 66 yards (16.5 avg.) and a career-best two TDs at East Carolina (Nov. 17), including a season-long 41-yard grab, and also completed a 16-yard pass...**Sophomore season (2017):** Played in 12 games with four starts, finishing with 14 receptions for 156 yards (11.1 avg.)...Registered a career-best 87 receiving yards on four grabs (21.8 avg.) vs. Memphis (Oct. 6), highlighted by a career-long 58-yard reception...**Redshirt freshman season (2016):** Appeared in all 12 games, hauling in 11 passes for 107 yards (9.7 avg.) and a TD...Also was utilized on trick plays and completed two passes for 42 yards...Posted a season-high four receptions for a season-best 51 yards (12.8 avg.) and his first career TD vs. Syracuse (Sept. 24).

**PERSONAL:** Given name Tyler Harrison Davis...Born in Bellmore, N.Y....His father, Steve, worked in the music industry with Atlantic Records...**High school:** Was a three-year starter at quarterback at Mepham High School (Bellmore, N.Y.), throwing for 1,092 yards and 13 TDs as a senior while rushing for 1,553 yards and 22 TDs...As a junior, threw for 1,023 yards and six TDs while rushing for 1,107 yards and 21 TDs on his way to earning All-New York honors from *USA Today*...Was ranked the No. 6 prospect in New York by Rivals.com and the No. 5 prospect by ESPN...**Community involvement:** Visited schools and a children's hospital while he was in college and also coached a youth flag football team.

VETERANS

COMMUNITY

ADMIN. & COACHES

DAVIS

DRAFT & FREE AGENTS

2022 REVIEW

RECORDS & HISTORY

LAMBEAU FIELD

MISC.

**NFL debut:** vs. Miami, 9/24/20

**First NFL start:** vs. N.Y. Giants, 10/9/22

**First NFL reception:** vs. Seattle, 11/14/21 (4 yards, A.Rodgers)

### CAREER TRANSACTIONS

- 2020 Selected by Jacksonville Jaguars in the sixth round (206th overall) of '20 NFL Draft, April 25...Signed first contract, June 12.
- 2021 Waived by Jaguars, Aug. 31...Signed by Indianapolis Colts to practice squad, Sept. 3...Signed to Green Bay Packers' active roster from Colts' practice squad, Sept. 28...Placed on reserve/COVID-19, Dec. 29.
- 2022 Activated from reserve/COVID-19, Jan. 1.

### TYLER DAVIS' NFL REGULAR-SEASON RECEIVING STATISTICS

DATE	TEAM	GP	GS	RECEIVING				
				NO.	YDS.	AVG.	LG	TD
2020	Jaguars	8	0	0	0	0.0	0	0
2021	Packers	14	0	4	35	8.8	22	0
2022	Packers	17	1	4	26	6.5	23	0
<b>NFL TOTALS</b>		<b>39</b>	<b>1</b>	<b>8</b>	<b>61</b>	<b>7.6</b>	<b>23</b>	<b>0</b>

### TYLER DAVIS' NFL POSTSEASON RECEIVING STATISTICS

DATE	TEAM	GP	GS	RECEIVING				
				NO.	YDS.	AVG.	LG	TD
2021	Packers	1	0	0	0	0.0	0	0
<b>NFL TOTALS</b>		<b>1</b>	<b>0</b>	<b>0</b>	<b>0</b>	<b>0.0</b>	<b>0</b>	<b>0</b>

### SINGLE-GAME HIGHS: RECEIVING

**Receptions** 2 at Tampa Bay Buccaneers, Sep 25, 2022  
2 vs. Minnesota Vikings, Jan 02, 2022

**Receiving Yards** 26 at Tampa Bay Buccaneers, Sep 25, 2022  
22 at Baltimore Ravens, Dec 19, 2021

**Longest Receptions** 23 at Tampa Bay Buccaneers, Sep 25, 2022  
22 at Baltimore Ravens, Dec 19, 2021

**Special Teams Tackles** 2 vs. Minnesota Vikings, Jan 01, 2023  
2 vs. Los Angeles Rams, Dec 19, 2022  
...1 more at 2.

### 2022 GXG REGULAR SEASON (PACKERS)

DATE	OPPONENT	P/S	RECEIVING				
			NO.	YDS.	AVG.	LG	TD
09/11	at Vikings	P	1	3	3.0	3	0
09/18	Bears	P	0	0	0.0	0	0
09/25	at Buccaneers	P	2	26	13.0	23	0
10/02	Patriots	P	0	0	0.0	0	0
10/09	Giants	S	1	-3	-3.0	-3	0
10/16	Jets	P	0	0	0.0	0	0
10/23	at Commanders	P	0	0	0.0	0	0
10/30	at Bills	P	0	0	0.0	0	0
11/06	at Lions	P	0	0	0.0	0	0
11/13	Cowboys	P	0	0	0.0	0	0
11/17	Titans	P	0	0	0.0	0	0
11/27	at Eagles	P	0	0	0.0	0	0
12/04	at Bears	P	0	0	0.0	0	0
12/19	Rams	P	0	0	0.0	0	0
12/25	at Dolphins	P	0	0	0.0	0	0
01/01	Vikings	P	0	0	0.0	0	0
01/08	Lions	P	0	0	0.0	0	0
<b>2022 TOTALS</b>		<b>17-1</b>	<b>4</b>	<b>26</b>	<b>6.5</b>	<b>23</b>	<b>0</b>

### 2020 GXG REGULAR SEASON (JAGUARS)

DATE	OPPONENT	P/S	RECEIVING				
			NO.	YDS.	AVG.	LG	TD
09/13	Colts						
09/20	at Titans						
09/24	Dolphins	P	0	0	0.0	0	0
10/04	at Bengals	P	0	0	0.0	0	0
10/11	at Texans	P	0	0	0.0	0	0
10/18	Lions	P	0	0	0.0	0	0
10/25	at Chargers						
11/08	Texans	P	0	0	0.0	0	0
11/15	at Packers	P	0	0	0.0	0	0
11/22	Steelers						
11/29	Browns						
12/06	at Vikings						
12/13	Titans						
12/20	at Ravens	P	0	0	0.0	0	0
12/27	Bears						
01/03	at Colts	P	0	0	0.0	0	0
<b>2020 TOTALS</b>		<b>8-0</b>	<b>0</b>	<b>0</b>	<b>0.0</b>	<b>0</b>	<b>0</b>

### 2021 GXG REGULAR SEASON (COLTS/PACKERS)

DATE	OPPONENT	P/S	RECEIVING				
			NO.	YDS.	AVG.	LG	TD
09/12	Seahawks						
09/19	Rams						
09/26	at Titans						
Went from Colts to Packers.							
10/03	Steelers	P	0	0	0.0	0	0
10/10	at Bengals	P	0	0	0.0	0	0
10/17	at Bears	P	0	0	0.0	0	0
10/24	Football Team	P	0	0	0.0	0	0
10/28	at Cardinals	P	0	0	0.0	0	0
11/07	at Chiefs	P	0	0	0.0	0	0
11/14	Seahawks	P	1	4	4.0	4	0
11/21	at Vikings	P	0	0	0.0	0	0
11/28	Rams	P	0	0	0.0	0	0
12/12	Bears	P	0	0	0.0	0	0
12/19	at Ravens	P	1	22	22.0	22	0
12/25	Browns	P	0	0	0.0	0	0
01/02	Vikings	P	2	9	4.5	9	0
01/09	at Lions	P	0	0	0.0	0	0
<b>2021 TOTALS</b>		<b>14-0</b>	<b>4</b>	<b>35</b>	<b>8.8</b>	<b>22</b>	<b>0</b>

### 2021 GXG POSTSEASON (PACKERS)

01/22	49ers	P	0	0	0.0	0	0
<b>2021 TOTALS</b>		<b>1-0</b>	<b>0</b>	<b>0</b>	<b>0.0</b>	<b>0</b>	<b>0</b>





# JOSIAH DEGUARA 81

TIGHT END  
CINCINNATI

Fourth NFL Season > Fourth Packers Season

Ht: 6-2 > Wt: 238 > Born: February 14, 1997 > NFL Games Played/Started: 35/6 > Acquired: D3-20

### PRO HIGHLIGHTS:

- > Played in all 17 games with a career-high three starts last season, posting 13 catches for 114 yards (8.8 avg.).
- > Appeared in 16 games with two starts in 2021 and had a career-high 25 receptions for a career-best 245 yards (9.8 avg.) and two TDs.
- > Posted a career-long 62-yard TD catch in the 2021 season finale at Detroit, the longest TD catch by a Green Bay TE since Tom Crabtree's 72-yard score vs. Arizona on Nov. 4, 2012.
- > Played in two games with one start as a rookie in 2020 and had one reception for 12 yards before sustaining a season-ending knee injury in Week 4 vs. Atlanta.
- > Became just the second rookie TE to start for the Packers in Week 1 since the 1970 AFL-NFL merger (Richard Rodgers, 2014).
- > Was selected by the Packers in the third round (No. 94 overall) of the 2020 NFL Draft, becoming the highest-drafted player from the University of Cincinnati since Chiefs TE Travis Kelce in 2013 (No. 61 overall).

**2022 SEASON:** Played in all 17 games with three starts and had 13 catches for 114 yards (8.8 avg.). **At Minnesota (Sept. 11):** Posted two receptions for 28 yards (14.0 avg.), with both catches picking up first downs... **Vs. N.Y. Giants (Oct. 9):** Hauled in two passes for 19 yards (9.5 avg.) and was credited with his first career safety when P Jamie Gillan ran out of bounds in the back of the end zone with 11 seconds remaining... **At Detroit (Nov. 6):** Led the team with a career-high five catches for 41 yards (8.2 avg.), including a season-long 25-yard grab midway through the second quarter... **Vs. Tennessee (Nov. 17):** Made his first start of the season as the Packers opened with two tight ends.

**2021:** Appeared in 16 games with two starts and had a career-high 25 receptions for a career-best 245 yards (9.8 avg.) and two TDs... **At Minnesota (Nov. 21):** Recorded two catches for 37 yards (18.5 avg.), including his first TD catch in the NFL when he got behind LB Eric Kendricks and S Harrison Smith in the end zone to make a 25-yard grab from QB Aaron Rodgers with 30 seconds remaining in the first half... **Vs. Chicago (Dec. 12):** Hauled in a season-high three receptions for 44 yards (14.7 avg.), matching his career long to that point with a 25-yard grab to the Chicago 25 midway through the second quarter... **At Baltimore (Dec. 19):** Made his first start of the season, matching his season high with three catches for 16 yards (5.3 avg.)... **At Detroit (Jan. 9):** Matched his season high with three receptions for a career-best 66 yards (22.0 avg.), highlighted by his career-long 62-yard TD catch on a screen pass from QB Jordan Love with 4:49 remaining in the game that gave Green Bay a 30-27 lead. It was the longest TD catch by a Green Bay TE since Crabtree's 72-yard score vs. Arizona on Nov. 4, 2012... **Vs. San Francisco (NFC Divisional, Jan. 22):** Recorded a tackle on special teams.

**2020:** Played in two games with one start and had one catch for 12 yards... Was placed on injured reserve (knee) on Oct. 13... Was inactive in Weeks 2-3 due to injury... **At Minnesota**

### AT A GLANCE ...

- Last name is pronounced duh-gwa-ruh.
- Appeared in 33 games with five starts over the last two seasons and caught 38 passes for 359 yards (9.4 avg.) and two TDs.
- Posted a career-long 62-yard TD catch in the 2021 season finale at Detroit, the longest TD catch by a Green Bay TE since Tom Crabtree's 72-yard score vs. Arizona on Nov. 4, 2012.
- Played in two games with one start as a rookie in 2020 and had one reception for 12 yards before sustaining a season-ending knee injury in Week 4 vs. Atlanta.
- Became just the second rookie TE to start for the Packers in Week 1 since the 1970 AFL-NFL merger (Richard Rodgers, 2014).
- Posted 1,117 receiving yards at the University of Cincinnati, joining Brent Celek (1,135 yards) as the only tight ends in school history to post 1,000-plus receiving yards, and 92 career receptions, the most by a TE in school annals.
- Was selected by the Packers in the third round (No. 94 overall) in 2020, becoming the highest-drafted player from the University of Cincinnati since Chiefs TE Travis Kelce in 2013 (No. 61 overall).

**(Sept. 13):** Started and played 24 snaps in his NFL debut as the Packers opened the game with two TEs. Became just the second rookie Green Bay TE since the merger to start in the season opener (Richard Rodgers, 2014). Posted his first career catch midway through the second quarter when he hauled in a 12-yarder from Aaron Rodgers... **Vs. Atlanta (Oct. 5):** Played seven snaps on offense and one on special teams, but departed late in the fourth quarter with a season-ending knee injury... **2020 Draft:** Selected by the Packers in the third round (No. 94 overall), becoming the highest-drafted player from the University of Cincinnati since Kelce in 2013 (No. 61 overall).

**COLLEGE:** Appeared in 46 games with 27 starts during his four seasons with the Bearcats and posted 1,117 career receiving yards, joining Brent Celek (1,135 yards) as the only tight ends in school history to post 1,000-plus receiving yards... Registered 92 career receptions, the most in school history by a tight end, with 77 of those catches coming in his final two seasons, and 12 TD catches... Earned his bachelor's degree and master's degree in sports administration... **Senior season (2019):** Started all 14 games and led the team with a career-high 39 receptions for a career-best 504 yards (12.9 avg.) and a career-high seven TDs on his way to earning first-team All-American Athletic Conference honors... His 504 receiving yards were the second most in a season by a TE in school history behind only Kelce (722 in 2012)... Was selected as a team captain... Hauled in four passes for 53 yards (13.3 avg.) and a TD in the season-opening win and also made a key play at the end of the first half vs. UCLA (Aug. 29), chasing down Bruins CB Jay Shaw and forcing him out of bounds at the Cincinnati 34 after Shaw made an INT at the UCLA 1-yard line for what appeared would be a TD return... Led the team with 64 receiving yards on a season-high five receptions (12.8 avg.) vs. Central Florida (Oct. 4)... Paced the team with a season-best 76 receiving yards and a TD on two receptions (38.0 avg.) at East Carolina

VETERANS  
COMMUNITY  
ADMIN. & COACHES  
DEGUARA  
DRAFT & FREE AGENTS  
RECORDS & HISTORY  
LAMBREAU FIELD  
MISC.

(Nov. 2), highlighted by a career-long 73-yard reception in the first quarter down to the ECU 2-yard line that set up a TD two plays later...Matched his career high with two TD receptions vs. Connecticut (Nov. 9), hauling in TDs of 18 and 15 yards in the first half, and finished with a team-high 45 yards receiving on five catches (9.0 avg.)...**Junior season (2018):** Started all 13 games and ranked No. 2 on the team with 38 receptions for 468 yards (12.3 avg.) and five TDs, earning second-team All-AAC honors...Led the team with a career-high six receptions for 69 yards (11.5 avg.) vs. Ohio (Sept. 22)...Posted a career-high 112 receiving yards on five catches (22.4 avg.) at Connecticut (Sept. 29), highlighted by a one-handed grab early in the second half that he took 38 yards for a TD...**Sophomore season (2017):** Saw action in seven contests and posted 11 receptions for 98 yards (8.9 avg.)...Posted a season-high four receptions for a season-best 30 yards (7.5 avg.) vs. Marshall (Sept. 30)...**Redshirt freshman season (2016):** Appeared in all 12 games, seeing time on offense and special teams and posted four receptions for 47 yards (11.8 avg.)...Recorded his first collegiate reception, hauling in a season-long 28-yarder vs. Houston (Sept. 15).

**PERSONAL:** Given name Josiah Daniel Deguara...Last name is pronounced duh-gwa-ruh...Born in Santa Rosa, Calif. ... Married, wife's name is Ashton...Served as an operations intern

**NFL debut/first start:** at Minnesota, 9/13/20

**First NFL reception:** at Minnesota, 9/13/20 (12 yards, A.Rodgers)

**First NFL TD reception:** at Minnesota, 11/21/21 (25 yards, A.Rodgers)

### CAREER TRANSACTIONS

- 2020 Selected by Green Bay Packers in the third round (94th overall) of '20 NFL Draft, April 24...Signed first contract, July 21...Placed on injured reserve (knee), Oct. 13.

in college with FC Cincinnati of Major League Soccer...Also did an internship at Sycamore High School in Montgomery, Ohio, under the athletic director...**High school:** Posted 240 catches for 3,274 yards (13.6 avg.) and 42 TDs during his career at Folsom (Calif.) High School...Helped the team post a 30-1 record over his final two seasons, including a CIF Division I state title and a 16-0 season as a senior in 2014...Earned all-state honors from MaxPreps at TE and first-team all-metro honors from the *Sacramento Bee* as a hybrid back a season after posting 114 receptions for 1,671 yards (14.7 avg.) and 24 TDs as a senior...Was named the *Sacramento Bee* High School Player of the Week after recording nine catches for 219 yards (24.3 avg.) and four TDs in a 63-0 win over Granite Bay...Earned all-metro recognition from the *Sacramento Bee* as a junior in 2013 after hauling in 104 receptions for 1,354 yards (13.0 avg.) and 16 TDs...Posted 22 catches for 249 yards (11.3 avg.) and two TDs as a sophomore in 2012...Was a part of teams that won three straight San Joaquin Section Division II titles...Was a co-captain and starter for the basketball team that advanced to the Division II state championship in 2013-14...**Community involvement:** Along with former high school teammates Jake Browning and Jonah Williams, hosted a youth football camp at Folsom High School in June 2023...Visited hospitals and a Boys & Girls Club while he was in college.

### JOSIAH DEGUARA'S NFL REGULAR-SEASON RECEIVING STATISTICS

DATE	TEAM	GP	GS	RECEIVING				
				NO.	YDS.	AVG.	LG	TD
2020	Packers	2	1	1	12	12.0	12	0
2021	Packers	16	2	25	245	9.8	62t	2
2022	Packers	17	3	13	114	8.8	25	0
<b>NFL TOTALS</b>		<b>35</b>	<b>6</b>	<b>39</b>	<b>371</b>	<b>9.5</b>	<b>62t</b>	<b>2</b>

### JOSIAH DEGUARA'S NFL POSTSEASON RECEIVING STATISTICS

DATE	TEAM	GP	GS	RECEIVING				
				NO.	YDS.	AVG.	LG	TD
2021	Packers	1	0	0	0	0.0	0	0
<b>NFL TOTALS</b>		<b>1</b>	<b>0</b>	<b>0</b>	<b>0</b>	<b>0.0</b>	<b>0</b>	<b>0</b>

### SINGLE-GAME HIGHS: RECEIVING

Receptions	5 at Detroit Lions, Nov 06, 2022 3 at Detroit Lions, Jan 09, 2022 ...2 more at 3.	Longest Receptions	62t at Detroit Lions, Jan 09, 2022 25 at Detroit Lions, Nov 06, 2022 ...2 more at 25.
Receiving Yards	66 at Detroit Lions, Jan 09, 2022 44 vs. Chicago Bears, Dec 12, 2021	Receiving TDs	1 at Detroit Lions, Jan 09, 2022 1 at Minnesota Vikings, Nov 21, 2021
Receiving Average	22.0 at Detroit Lions, Jan 09, 2022 14.7 vs. Chicago Bears, Dec 12, 2021		

### NFC CENTRAL COMPOSITE STANDINGS, 1978-2001

	—Division—				—Overall—				—Central Titles—	
	W	L	T	Pct	W	L	T	Pct	No.	Years
Minnesota	99	80	1	.553	203	172	1	.541	7	1978, 1980, 1989, 1992, 1994, 1998, 2000
Chicago	99	80	0	.553	200	176	0	.532	8	1984-88, 1990-91, 2001
<b>Green Bay</b>	<b>100</b>	<b>76</b>	<b>2</b>	<b>.567</b>	<b>192</b>	<b>180</b>	<b>4</b>	<b>.516</b>	<b>3</b>	<b>1995-97</b>
Detroit	81	100	0	.448	160	215	1	.427	2	1983, 1993
Tampa Bay	67	110	1	.379	146	229	1	.390	3	1979, 1981, 1999

**2022 GXG REGULAR SEASON (PACKERS)**

DATE	OPPONENT	P/S	RECEIVING				
			NO.	YDS.	AVG.	LG	TD
09/11	at Vikings	P	2	28	14.0	15	0
09/18	Bears	P	0	0	0.0	0	0
09/25	at Buccaneers	P	0	0	0.0	0	0
10/02	Patriots	P	0	0	0.0	0	0
10/09	Giants	P	2	19	9.5	12	0
10/16	Jets	P	1	9	9.0	9	0
10/23	at Commanders	P	0	0	0.0	0	0
10/30	at Bills	P	1	9	9.0	9	0
11/06	at Lions	P	5	41	8.2	25	0
11/13	Cowboys	P	0	0	0.0	0	0
11/17	Titans	S	0	0	0.0	0	0
11/27	at Eagles	P	0	0	0.0	0	0
12/04	at Bears	P	0	0	0.0	0	0
12/19	Rams	P	0	0	0.0	0	0
12/25	at Dolphins	P	1	4	4.0	4	0
01/01	Vikings	S	1	4	4.0	4	0
01/08	Lions	S	0	0	0.0	0	0
<b>2022 TOTALS</b>	<b>17-3</b>		<b>13</b>	<b>114</b>	<b>8.8</b>	<b>25</b>	<b>0</b>

**2020 GXG REGULAR SEASON (PACKERS)**

DATE	OPPONENT	P/S	RECEIVING				
			NO.	YDS.	AVG.	LG	TD
09/13	at Vikings	S	1	12	12.0	12	0
09/20	Lions			INACTIVE/INJURY			
09/27	at Saints			INACTIVE/INJURY			
10/05	Falcons	P	0	0	0.0	0	0
10/18	at Buccaneers			INJURED RESERVE			
10/25	at Texans			INJURED RESERVE			
11/01	Vikings			INJURED RESERVE			
11/05	at 49ers			INJURED RESERVE			
11/15	Jaguars			INJURED RESERVE			
11/22	at Colts			INJURED RESERVE			
11/29	Bears			INJURED RESERVE			
12/06	Eagles			INJURED RESERVE			
12/13	at Lions			INJURED RESERVE			
12/19	Panthers			INJURED RESERVE			
12/27	Titans			INJURED RESERVE			
01/03	at Bears			INJURED RESERVE			
<b>2020 TOTALS</b>	<b>2-1</b>		<b>1</b>	<b>12</b>	<b>12.0</b>	<b>12</b>	<b>0</b>

**2020 GXG POSTSEASON (PACKERS)**

01/16	Rams			INJURED RESERVE			
01/24	Buccaneers			INJURED RESERVE			
<b>2020 TOTALS</b>	<b>0-0</b>		<b>0</b>	<b>0</b>	<b>0.0</b>	<b>0</b>	<b>0</b>

**2021 GXG REGULAR SEASON (PACKERS)**

DATE	OPPONENT	P/S	RECEIVING				
			NO.	YDS.	AVG.	LG	TD
09/12	at Saints	P	0	0	0.0	0	0
09/20	Lions			INACTIVE/INJURY			
09/26	at 49ers	P	1	4	4.0	4	0
10/03	Steelers	P	0	0	0.0	0	0
10/10	at Bengals	P	0	0	0.0	0	0
10/17	at Bears	P	1	4	4.0	4	0
10/24	Football Team	P	0	0	0.0	0	0
10/28	at Cardinals	P	2	20	10.0	12	0
11/07	at Chiefs	P	2	16	8.0	11	0
11/14	Seahawks	P	2	9	4.5	5	0
11/21	at Vikings	P	2	37	18.5	25t	1
11/28	Rams	P	2	13	6.5	12	0
12/12	Bears	P	3	44	14.7	25	0
12/19	at Ravens	S	3	16	5.3	9	0
12/25	Browns	P	2	5	2.5	4	0
01/02	Vikings	S	2	11	5.5	7	0
01/09	at Lions	P	3	66	22.0	62t	1
<b>2021 TOTALS</b>	<b>16-2</b>		<b>25</b>	<b>245</b>	<b>9.8</b>	<b>62t</b>	<b>2</b>

**2021 GXG POSTSEASON (PACKERS)**

01/22	49ers	P	0	0	0.0	0	0
<b>2021 TOTALS</b>	<b>1-0</b>		<b>0</b>	<b>0</b>	<b>0.0</b>	<b>0</b>	<b>0</b>

**PACKERS TIGHT ENDS RECORDS**

**CAREER**

**Games Played**

167	Ed West, 1984-94
119	Paul Coffman, 1978-85
116	Rich McGeorge, 1970-78
114	Bubba Franks, 2000-07
95	Marv Fleming, 1963-69

**Receptions**

322	Paul Coffman, 1978-85
256	Bubba Franks, 2000-07
223	Jermichael Finley, 2008-13
202	Ed West, 1984-94
188	Mark Chmura, 1993-99

**Receiving Yards**

4,223	Paul Coffman, 1978-85
2,785	Jermichael Finley, 2008-13
2,594	Ron Kramer, 1957, 59-64
2,370	Rich McGeorge, 1970-78
2,321	Ed West, 1984-94

**Average Gain (min. 50 rec.)**

15.3	Ron Kramer, 1957, 59-64
13.5	Rich McGeorge, 1970-78
13.1	Paul Coffman, 1978-85
12.5	Jermichael Finley, 2008-13
12.2	Jackie Harris, 1990-93
	Keith Jackson, 1995-96

**Touchdowns**

39	Paul Coffman, 1978-85
32	Bubba Franks, 2000-07
25	Ed West, 1984-94
20	Jermichael Finley, 2008-13
17	Mark Chmura, 1993-99
	Donald Lee, 2005-10

**SINGLE SEASON**

**Receptions**

61	Jermichael Finley, 2012
58	Richard Rodgers, 2015
56	Paul Coffman, 1979
55	Paul Coffman, 1981
	Jackie Harris, 1992
	Jermichael Finley, 2009, 2011
	Jimmy Graham, 2018

**Receiving Yards**

814	Paul Coffman, 1983
767	Jermichael Finley, 2011
711	Paul Coffman, 1979
687	Paul Coffman, 1981
679	Mark Chmura, 1995

**Average Gain (min. 15 rec.)**

17.1	Rich McGeorge, 1971
16.8	Ron Kramer, 1963
16.3	Rich McGeorge, 1973
16.2	Ron Kramer, 1964
16.0	Ron Kramer, 1961

**Touchdowns**

11	Paul Coffman, 1983
	Robert Tonyan, 2020
10	Keith Jackson, 1996
9	Paul Coffman, 1984
	Bubba Franks, 2001
8	Jermichael Finley, 2011
	Richard Rodgers, 2015

# 28 AJ DILLON

RUNNING BACK  
BOSTON COLLEGE

Fourth NFL Season > Fourth Packers Season



Ht: 6-0 > Wt: 247 > Born: May 2, 1998 > NFL Games Played/Started: 45/5 > Acquired: D2-20

## PRO HIGHLIGHTS:

> Was one of only two running backs in the league (Steelers RB Najee Harris) to rush for 750-plus yards and play in all 17 games each of the last two seasons (2021-22).

> Has posted 50-plus yards from scrimmage in 21 games over the last two seasons, No. 2 on the team over that span behind only RB Aaron Jones (25).

> Led the team with a career-best seven rushing TDs last season despite starting only three games, the most rushing TDs by a Green Bay player with three or fewer starts since RB Vince Workman in 1991 (seven rushing TDs, zero starts).

> Posted at least one rushing TD in five consecutive games last season (Weeks 12-13, 15-17), tied for the fourth-longest streak in franchise history.

> Led the team with 803 rushing yards and a team-high five TDs on 187 carries (4.3 avg.) and added 34 receptions for 313 yards (9.2 avg.) and two TDs in 2021.

> Ranked No. 3 on the team with 1,116 yards from scrimmage in 2021, teaming with Jones (1,190) to become just the second RB duo in franchise history to both eclipse 1,100 yards from scrimmage in the same season (John Brockington/MacArthur Lane in 1972).

> Appeared in 11 games as a rookie in 2020 and posted 242 rushing yards and two TDs on 46 carries (5.3 avg.).

> Posted a career-best 124 yards rushing and a career-high two TDs on 21 carries (5.9 avg.) in 2020 vs. Tennessee in Week 16, becoming the first rookie in franchise history to rush for 120-plus yards and two TDs in a game.

> Became the youngest player in franchise history to rush for 100-plus yards and two TDs in a game.

> Was selected by the Packers in the second round (No. 62 overall) of the 2020 NFL Draft, becoming the first Boston College RB to be picked in the first two rounds of the draft since William Green was selected in the first round (No. 16 overall) by the Cleveland Browns in 2002.

**2022 SEASON:** Appeared in all 17 games for the second straight season with three starts, posting 186 carries for 770 yards (4.1 avg.) and a team-leading and career-high seven TDs...Added 28 receptions for 206 yards (7.4 avg.)...Was tied for No. 1 in the NFL with six rushing TDs in Weeks 12-18...**At Minnesota (Sept. 11):** Rushed for 45 yards and a TD (2-yarder in third quarter) on 10 carries (4.5 avg.) and led the team with five receptions for 46 yards (9.2 avg.). It marked just his second career game with 45-plus rushing yards and 45-plus receiving yards (Week 10 vs. Seattle in 2021)...**Vs. New England (Oct. 2):** Made his first start of the season with the Packers opening the game with two RBs and posted 73 yards on 17 carries (4.3 avg.)...**Vs. Dallas (Nov. 13):** Rushed for 65 yards on 13 carries (5.0 avg.), his ninth consecutive game at Lambeau Field with 50-plus yards from scrimmage...**At Philadelphia (Nov. 27):** Posted a team-high 64 yards on eight carries (8.0 avg.), highlighted by a 20-yard TD run in the first quarter, and added three receptions for 24 yards (8.0 avg.)...**At Chicago (Dec. 4):** Tied his season high with 18 carries and led the team with a season-best 93 rushing yards (5.2 avg.), highlighted by his 21-yard TD

## AT A GLANCE ...



- Was one of only two running backs in the league (Steelers RB Najee Harris) to rush for 750-plus yards and play in all 17 games each of the last two seasons (2021-22).
- Led the team with a career-best seven rushing TDs last season despite starting only three games, the most rushing TDs by a Green Bay player with three or fewer starts since RB Vince Workman in 1991 (seven rushing TDs, zero starts).
- Posted at least one rushing TD in five consecutive games last season (Weeks 12-13, 15-17), tied for the fourth-longest streak in franchise history.
- Ranked No. 3 on the team with a career-high 1,116 yards from scrimmage in 2021, teaming with RB Aaron Jones (1,190) to become just the second RB duo in franchise history to both eclipse 1,100 yards from scrimmage in the same season (John Brockington/MacArthur Lane in 1972).
- Posted a career-best 124 yards rushing and a career-high two TDs on 21 carries (5.9 avg.) in 2020 vs. Tennessee in Week 16, becoming the first rookie in franchise history to rush for 120-plus yards and two TDs in a game.
- Was a three-time All-Atlantic Coast Conference first-team selection and finished his career as Boston College's all-time leader in rushing yards (4,238), rushing TDs (38) and all-purpose yards (4,618).

run early in the fourth quarter. Added three catches for 26 yards (8.7 avg.) for a season-high 119 yards from scrimmage...**Vs. L.A. Rams (Dec. 19):** Matched his career high with two rushing TDs (8 yards, 1 yard), finishing with 36 yards on 11 carries (3.3 avg.) while adding three receptions for 35 yards (11.7 avg.), highlighted by a pair of 17-yard grabs...**Vs. Minnesota (Jan. 1):** Posted 41 rushing yards and a TD on 12 carries (3.4 avg.), his fifth consecutive game with a rushing TD, tied for the fourth-longest streak in team history.

**2021:** Played in all 17 games with two starts, leading the team with 803 rushing yards and a team-high five TDs on 187 carries (4.3 avg.) with 34 receptions for 313 yards (9.2 avg.) and two TDs...Ranked No. 3 on the team with 1,116 yards from scrimmage, teaming with Jones (1,190) to become just the second RB duo in franchise history to both eclipse 1,100 yards from scrimmage in the same season (Brockington/Lane in 1972)...Posted 70-plus yards from scrimmage in nine games on the season...Registered a tackle on special teams...**Vs. Pittsburgh (Oct. 3):** Led the team with a season-high 81 yards rushing on 15 carries (5.4 avg.), posting five rushing first downs and 56 yards on 11 carries (5.1 avg.) in the second half...**At Cincinnati (Oct. 10):** Registered 49 receiving yards and a TD on four receptions (12.3 avg.). Caught a 12-yard TD pass from QB Aaron Rodgers early in the second quarter, the first receiving TD of his NFL career...**At Chicago (Oct. 17):** Rushed for 59 yards on 11 carries (5.4 avg.), highlighted by a career-long 36-yard run midway through the second quarter...**At Arizona (Oct. 28):** Paced the team with 78 rushing yards on 16 carries (4.9 avg.), picking up six first downs on the ground, the second most in a game in his career (seven vs. Tennessee in 2020)...**Vs. Seattle (Nov. 14):** Posted a season-high 128 yards from scrimmage (66 rushing/62 receiving), the second-best total of his career behind only his 129-yard effort vs. Tennessee in 2020. Matched his career best with two rushing TDs



(vs. Tennessee, 2020), scoring twice in the fourth quarter (3, 2 yards) of the 17-0 win. Registered a career-high eight rushing first downs. Added a career-best 62 receiving yards on two grabs (31.0 avg.), highlighted by a career-long 50-yard catch midway through the fourth quarter to the Seattle 26. Became just the fourth Packer since the 1970 merger to register 60-plus rushing yards, two-plus rushing TDs and 60-plus receiving yards in a game, joining Jones (twice), Ahman Green (twice) and Dorsey Levens. Became the first Packer since Levens (at Indianapolis on Nov. 16, 1997) to have multiple rushing TDs and a reception of 50-plus yards in a game. **At Minnesota (Nov. 21):** Made his first career NFL start, opening in place of an injured Jones (knee). Posted a team-high 53 yards on 11 carries (4.8 avg.) along with a career-high six receptions for 44 yards (7.3 avg.)... **Vs. Minnesota (Jan. 2):** Rushed for 63 yards on 14 carries (4.5 avg.) and matched his single-game career high with two rushing TDs (4, 7 yards). Added two receptions for 20 yards (10.0 avg.) and went over 1,000 scrimmage yards on the season... **Vs. San Francisco (NFC Divisional, Jan. 22):** Rushed for 25 yards and a TD on seven carries (3.6 avg.), scoring from 6 yards out to cap Green Bay's opening drive.

**2020:** Appeared in 11 games and had 242 rushing yards and two TDs on 46 carries (5.3 avg.)... Added two receptions for 21 yards (10.5 avg.)... Also played in both postseason contests, rushing for 44 yards on nine carries (4.9 avg.) with a 13-yard reception... Was placed on the reserve/COVID-19 list on Nov. 2 and was sidelined for five contests (Weeks 9-13)... **At Minnesota (Sept. 13):** Carried the ball two times for 14 yards (7.0 avg.) in his NFL debut, appearing on five plays. His first NFL carry came in the second quarter when he picked up 6 yards... **At Tampa Bay (Oct. 18):** Posted 31 yards on five carries (6.2 avg.), highlighted by a 20-yard run in the fourth quarter... **Vs. Minnesota (Nov. 1):** Rushed for 21 yards on five carries (4.2 avg.) and posted a 16-yard catch, his first reception in the NFL... **Vs. Tennessee (Dec. 27):** Saw his most significant action as a pro to that point with RB Jamaal Williams (quad) sidelined, posting a career-best 124 yards rushing and a career-high two TDs on 21 carries (5.9 avg.), the first rookie in franchise history to rush for 120-plus yards and two TDs in a game. Became the youngest player in franchise history to rush for 100-plus yards and two TDs in a game. With 3:35 remaining in the third quarter, scored his first career TD, making three tacklers miss as he took it a season-long 30 yards for the score to put the Packers up, 33-14. Rushed for seven first downs on the evening and picked up at least 5 yards on 13 of his 21 carries, the most by a Packer since Green had 13 carries of 5-plus yards at Tampa Bay on Nov. 16, 2003, and the most by a Green Bay rookie since Sportradar began tracking in 1991... **Vs. L.A. Rams (NFC Divisional, Jan. 16):** Rushed for 27 yards on six carries (4.5 avg.) in his NFL playoff debut before departing the game (quad) midway through the fourth quarter... **2020 Draft:** Selected by the Packers in the second round (No. 62 overall), becoming the first Boston College RB to be picked in the first two rounds of the draft since Green was selected in the first round (No. 16 overall) by the Cleveland Browns in 2002.

**COLLEGE:** Started all 35 games he played in during his three seasons at Boston College, earning All-Atlantic Coast Conference first-team honors each season and finishing his career as the school's all-time leader in rushing yards (4,238), rushing TDs (38) and all-purpose yards (4,618)... Registered 14 career

150-yard rushing games, the most by any ACC player over the previous 20 seasons (Lamar Jackson, 13; Dalvin Cook, 12)... Ranked No. 4 in ACC history at the end of his career with four career 200-yard rushing games, while his 20 career 100-yard rushing games were tied for No. 7 in ACC annals and No. 2 in BC history... Was one of only two FBS players (Wisconsin RB Jonathan Taylor) to finish in the top 15 in the country in rushing yards per game each season from 2017-19... Posted 1,000-plus yards rushing in each of his three seasons with the Eagles, becoming the first player in school history to register 1,000-plus yards in each of his first three seasons... Majored in communications... **Junior season (2019):** Started all 12 games that he appeared in and set career highs in rushing attempts (318) and rushing yards (1,685) along with 14 rushing TDs (tied career high)... Ranked No. 6 in the country in rushing yards and rushing yards per game (129.6 ypg)... Also recorded 13 receptions for 195 yards (15.0 avg.) and a TD... Earned third-team AP All-America honors and was a first-team All-ACC selection for the third straight season... Posted eight 100-yard rushing games, including seven 150-yard efforts... Rushed for two TDs and 150 yards on 32 carries (4.7 avg.) at Rutgers (Sept. 21) on his way to being voted ACC Running Back of the Week for the second week in a row... Recorded a season-best 242 yards on 35 carries (6.9 avg.) with three TDs at Syracuse (Nov. 2)... **Sophomore season (2018):** Started all 10 games he played in, rushing for 1,108 yards and 10 TDs on 227 carries (4.9 avg.) and earning first-team All-ACC honors... Ranked No. 13 in the nation in rushing yards per game (110.8 ypg)... Became the first player in BC history to rush for over 1,000 yards in each of his first two seasons... Missed two games due to injury... Totaled 149 yards and three TDs on six carries (24.8 avg.) in three series of action vs. Holy Cross (Sept. 8), including a 74-yard TD run on the first play of the Eagles' second drive... Was named the ACC Running Back of the Week after recording 33 carries for 185 yards (5.6 avg.) and a TD at Wake Forest (Sept. 13)... **Freshman season (2017):** Started all 13 games and finished the season with 1,589 rushing yards, ranking No. 7 nationally and No. 2 among all freshmen... His 1,589 rushing yards were the most by any freshman in BC history and second in ACC history... Was named the ACC Rookie of the Year and the ACC Offensive Rookie of the Year, becoming the first BC player to win either award... Was named a FWAA Freshman All-American, the first Eagle to be selected to the FWAA team since LB Luke Kuechly in 2009... Also earned a spot on the ESPN.com Freshman All-American team... Tied for the most All-ACC votes with Jackson en route to first-team All-ACC honors... Was the recipient of the 79th annual George "Bulger" Lowe Award, "New England's Heisman Trophy" and one of America's oldest college football accolades... Posted 14 rushing TDs and tallied four games with 190-plus rushing yards... Rushed for 1,256 rushing yards over the final seven games, the most of any player in the country, and finished the season with five straight games surpassing 145 yards rushing... Recorded at least one run of 50-plus yards in five games, including three contests with a run of 60-plus yards... Registered 120 yards on 25 carries (4.8 avg.) with a TD vs. Central Michigan (Sept. 30) to become the first Boston College RB since 2014 to rush for 100 yards in a game as a true freshman... Rushed for a career-high 272 yards, the most by a freshman in school history, and four TDs (including a career-long 75-yard TD) on 39 carries (7.0 avg.) at Louisville (Oct. 14) and was named the Walter Camp Football Foundation National Offensive Player of the Week, be-

## IMPOSTER

During the 1923 season, the *Green Bay Press-Gazette* published a major story announcing the Packers had signed Jack "Dollie" Gray, an end who'd received All-America honors at Princeton.

According to participation charts kept by George Calhoun, Gray started his only game played – a 24-3 loss to the Racine Legion at Bellevue Park.

Made suspicious by Gray's performance, curly Lambeau checked the player's background, only to discover he was an imposter. Lambeau quickly gave the player – whoever he was – his walking papers.

However, because he did play in a game, the Packers still list him on their all-time roster.

coming the fifth BC player since 2004 to earn the honor...Also named the ACC Rookie of the Week and co-Offensive Back of the Week for his efforts...Posted 200 yards and two TDs on 24 carries (8.3 avg.) at UConn (Nov. 18).

**PERSONAL:** Given name Algiers Jameal William Dillon... Born in Baltimore, Md. ...Married, wife's name is Gabrielle... The couple has an infant son, Algiers Dillon III ("Trey")...His grandfather, Thom Gatewood, was the first African American captain in Notre Dame history, set school records for receptions both in a season and a career, and was inducted into the College Football Hall of Fame in 2015...**High school:** Attended Lawrence Academy in Groton, Mass., where he was named

the NEPSAC Class B co-Player of the Year as a junior in 2015 after leading his team to the ISL and Wayne Sanborn titles... Rushed for 1,887 yards and 26 TDs as a junior and averaged 10.9 yards per carry...Totaled 12 TDs and rushed for over 600 yards in the first four games as a senior before sustaining a season-ending leg injury...Rushed for 297 yards and five TDs to lead the Spartans to a win over Milton Academy the week prior to his injury...Rated the No. 1 player in Massachusetts and the nation's No. 20 running back by Rivals.com...**Community involvement:** Signed autographs to raise money for The Salvation Army...Did a virtual visit with patients at Marshfield (Wis.) Children's Hospital.

**NFL debut:** at Minnesota, 9/13/20  
**First NFL start:** at Minnesota, 11/21/21  
**First NFL touchdown:** vs. Tennessee, 12/27/20 (30-yard run)  
**First NFL 100-yard game:** vs. Tennessee, 12/27/20 (124 yards)

**CAREER TRANSACTIONS**

- 2020 Selected by Green Bay Packers in the second round (62nd overall) of '20 NFL Draft, April 24...Signed first contract, July 1...Placed on reserve/COVID-19, Nov. 2...Activated from reserve/COVID-19, Dec. 10...Activated from exempt/COVID-19, Dec. 12.

**AJ DILLON'S NFL REGULAR SEASON RUSHING/RECEIVING STATISTICS**

DATE	TEAM	GP	GS	RUSHING					RECEIVING				
				NO.	YDS.	AVG.	LG	TD	NO.	YDS.	AVG.	LG	TD
2020	Packers	11	0	46	242	5.3	30t	2	2	21	10.5	16	0
2021	Packers	17	2	187	803	4.3	36	5	34	313	9.2	50	2
2022	Packers	17	3	186	770	4.1	27	7	28	206	7.4	17	0
<b>NFL TOTALS</b>		<b>45</b>	<b>5</b>	<b>419</b>	<b>1,815</b>	<b>4.3</b>	<b>36</b>	<b>14</b>	<b>64</b>	<b>540</b>	<b>8.4</b>	<b>50</b>	<b>2</b>

**AJ DILLON'S NFL POSTSEASON RUSHING/RECEIVING STATISTICS**

DATE	TEAM	GP	GS	RUSHING					RECEIVING				
				NO.	YDS.	AVG.	LG	TD	NO.	YDS.	AVG.	LG	TD
2020	Packers	2	0	9	44	4.9	9	0	1	13	13.0	13	0
2021	Packers	1	0	7	25	3.6	6t	1	0	0	0.0	0	0
<b>NFL TOTALS</b>		<b>3</b>	<b>0</b>	<b>16</b>	<b>69</b>	<b>4.3</b>	<b>9</b>	<b>1</b>	<b>1</b>	<b>13</b>	<b>13.0</b>	<b>13</b>	<b>0</b>

**SINGLE-GAME HIGHS: RUSHING/RECEIVING**

**Rush Attempts** 21 vs. Seattle Seahawks, Nov 14, 2021  
 21 vs. Tennessee Titans, Dec 27, 2020  
**Rushing Yards** 124 vs. Tennessee Titans, Dec 27, 2020  
 93 at Chicago Bears, Oct 17, 2021  
**Rushing Average** 8.0 at Philadelphia Eagles, Nov 27, 2022  
 5.9 vs. Tennessee Titans, Dec 27, 2020  
**Longest Runs** 36 at Chicago Bears, Oct 17, 2021  
 30t vs. Tennessee Titans, Dec 27, 2020  
**Rushing TDs** 2 vs. Los Angeles Rams, Dec 19, 2022  
 2 vs. Minnesota Vikings, Jan 02, 2022  
 ...2 more at 2.  
**Receptions** 6 at Minnesota Vikings, Nov 21, 2021  
 5 at Minnesota Vikings, Sep 11, 2022  
 ...1 more at 5.

**Receiving Yards** 62 vs. Seattle Seahawks, Nov 14, 2021  
 49 at Cincinnati Bengals, Oct 10, 2021  
**Receiving Average** 12.3 at Cincinnati Bengals, Oct 10, 2021  
 11.7 vs. Los Angeles Rams, Dec 19, 2022  
**Longest Receptions** 50 vs. Seattle Seahawks, Nov 14, 2021  
 24 at Cincinnati Bengals, Oct 10, 2021  
**Receiving TDs** 1 vs. Los Angeles Rams, Nov 28, 2021  
 1 at Cincinnati Bengals, Oct 10, 2021  
**All-Purpose Yards** 129 vs. Tennessee Titans, Dec 27, 2020  
 128 vs. Seattle Seahawks, Nov 14, 2021  
**Most TDs** 2 vs. Los Angeles Rams, Dec 19, 2022  
 2 vs. Minnesota Vikings, Jan 02, 2022  
 ...2 more at 2.

**2022 GXG REGULAR SEASON (PACKERS)**

DATE	OPPONENT	P/S	RUSHING					RECEIVING					
			NO.	YDS.	AVG.	LG	TD	NO.	YDS.	AVG.	LG	TD	
09/11	at Vikings	P	10	45	4.5	14	1	5	46	9.2	12	0	
09/18	Bears	P	18	61	3.4	11	0	1	6	6.0	6	0	
09/25	at Buccaneers	P	12	32	2.7	7	0	2	6	3.0	7	0	
10/02	Patriots	S	17	73	4.3	13	0	1	11	11.0	11	0	
10/09	Giants	P	6	34	5.7	11	0	0	0	0.0	0	0	
10/16	Jets	S	10	41	4.1	19	0	4	11	2.8	7	0	
10/23	at Commanders	P	4	15	3.8	7	0	0	0	0.0	0	0	
10/30	at Bills	P	10	54	5.4	27	0	1	9	9.0	9	0	
11/06	at Lions	P	11	34	3.1	9	0	2	10	5.0	7	0	
11/13	Cowboys	P	13	65	5.0	17	0	0	0	0.0	0	0	
11/17	Titans	P	6	13	2.2	5	0	1	10	10.0	10	0	
11/27	at Eagles	P	8	64	8.0	20t	1	3	24	8.0	11	0	
12/04	at Bears	S	18	93	5.2	21t	1	3	26	8.7	11	0	
12/19	Rams	P	11	36	3.3	8t	2	3	35	11.7	17	0	
12/25	at Dolphins	P	11	36	3.3	11	1	2	12	6.0	7	0	
01/01	Vikings	P	12	41	3.4	10	1	0	0	0.0	0	0	
01/08	Lions	P	9	33	3.7	9	0	0	0	0.0	0	0	
<b>2022 TOTALS</b>			<b>17-3</b>	<b>186</b>	<b>770</b>	<b>4.1</b>	<b>27</b>	<b>7</b>	<b>28</b>	<b>206</b>	<b>7.4</b>	<b>17</b>	<b>0</b>

## 2021 GXG REGULAR SEASON (PACKERS)

DATE	OPPONENT	P/S	RUSHING					RECEIVING				
			NO.	YDS.	AVG.	LG	TD	NO.	YDS.	AVG.	LG	TD
09/12	at Saints	P	4	19	4.8	6	0	1	7	7.0	7	0
09/20	Lions	P	5	18	3.6	8	0	1	8	8.0	8	0
09/26	at 49ers	P	6	18	3.0	6	0	2	8	4.0	6	0
10/03	Steelers	P	15	81	5.4	25	0	1	16	16.0	16	0
10/10	at Bengals	P	8	30	3.8	17	0	4	49	12.3	24	1
10/17	at Bears	P	11	59	5.4	36	0	0	0	0.0	0	0
10/24	Football Team	P	3	6	2.0	3	0	1	2	2.0	2	0
10/28	at Cardinals	P	16	78	4.9	12	0	0	0	0.0	0	0
11/07	at Chiefs	P	8	46	5.8	15	0	4	44	11.0	21	0
11/14	Seahawks	P	21	66	3.1	11	2	2	62	31.0	50	0
11/21	at Vikings	S	11	53	4.8	11	0	6	44	7.3	13	0
11/28	Rams	P	20	69	3.5	8	0	5	21	4.2	8	1
12/12	Bears	P	15	71	4.7	11	0	0	0	0.0	0	0
12/19	at Ravens	P	7	22	3.1	6	1	1	13	13.0	13	0
12/25	Browns	P	9	41	4.6	8	0	3	15	5.0	7	0
01/02	Vikings	P	14	63	4.5	9	2	2	20	10.0	11	0
01/09	at Lions	S	14	63	4.5	9	0	1	4	4.0	4	0
2021 TOTALS		17-2	187	803	4.3	36	5	34	313	9.2	50	2

## 2021 GXG POSTSEASON (PACKERS)

01/22	49ers	P	7	25	3.6	6t	1	0	0	0.0	0	0
2021 TOTALS		1-0	7	25	3.6	6t	1	0	0	0.0	0	0

## 2020 GXG REGULAR SEASON (PACKERS)

DATE	OPPONENT	P/S	RUSHING					RECEIVING				
			NO.	YDS.	AVG.	LG	TD	NO.	YDS.	AVG.	LG	TD
09/13	at Vikings	P	2	14	7.0	8	0	0	0	0.0	0	0
09/20	Lions	P	5	17	3.4	12	0	0	0	0.0	0	0
09/27	at Saints	P	0	0	0.0	0	0	0	0	0.0	0	0
10/05	Falcons	P	1	3	3.0	3	0	0	0	0.0	0	0
10/18	at Buccaneers	P	5	31	6.2	20	0	0	0	0.0	0	0
10/25	at Texans	P	5	11	2.2	5	0	0	0	0.0	0	0
11/01	Vikings	P	5	21	4.2	8	0	1	16	16.0	16	0
11/05	at 49ers											
11/15	Jaguars											
11/22	at Colts											
11/29	Bears											
12/06	Eagles											
12/13	at Lions	P	0	0	0.0	0	0	0	0	0.0	0	0
12/19	Panthers	P	1	18	18.0	18	0	0	0	0.0	0	0
12/27	Titans	P	21	124	5.9	30t	2	1	5	5.0	5	0
01/03	at Bears	P	1	3	3.0	3	0	0	0	0.0	0	0
2020 TOTALS		11-0	46	242	5.3	30t	2	2	21	10.5	16	0

## 2020 GXG POSTSEASON (PACKERS)

01/16	Rams	P	6	27	4.5	9	0	0	0	0.0	0	0
01/24	Buccaneers	P	3	17	5.7	9	0	1	13	13.0	13	0
2020 TOTALS		2-0	9	44	4.9	9	0	1	13	13.0	13	0

## LAMBEAU'S TWIN FLAGS

The twin American flags above Lambeau Field enter their 20th season in 2023. The impressively sized flags, 15 feet by 25 feet, were raised May 28, 2004, on Memorial Day weekend that year.

Located on top of the stadium's indoor club seats on the north end of the facility, the flags are the culmination of the desire to improve Lambeau Field's honoring of America, an effort first discussed in Fall 2003, at the end of the stadium's 32-month renovation.

"Once the Lambeau Field redevelopment project was complete and we had our first games in the stadium, we realized the old flag and flagpole appeared a bit small compared to the larger size of the new facility," said Packers then-CEO Bob Harlan.

"We needed something more prominent to appropriately honor our country and decided to upgrade that component of the stadium. We also heard from a few fans that they had trouble locating the flag during the anthem, so this will definitely help in that area, too.

"The new, larger flags are a great way to honor America and the timing worked out for it to be done for Memorial Day weekend."

The flags are positioned atop 72-foot-high flagpoles which are stationed on top of the northeast and northwest corners of the stadium, above the club seats. All told, the flags are flying at 180 feet above ground.

Once the plans were set, the team worked with Kocken and Associates, of De Pere, Wis., on the design and engineering of the project. A major challenge of the design was ensuring both the structure and the flagpoles themselves could withstand the extreme wind load from the two large flags at that height.

Physical preparation for the new flagpoles began months prior with structural work, including reinforcing the area above the ceiling and on the roof with additional steel and concrete to support the extra load.

The two flags fly 24 hours a day, seven days a week, and are illuminated by spotlights at night.



## 87 ROMEO DOUBBS

WIDE RECEIVER  
NEVADA

Second NFL Season &gt; Second Packers Season



Ht: 6-2 &gt; Wt: 204 &gt; Born: April 13, 2000 &gt; NFL Games Played/Started: 13/7 &gt; Acquired: D4a-22

## PRO HIGHLIGHTS:

> Played in 13 games with seven starts as a rookie in 2022 and ranked No. 4 on the team with 42 catches for 425 yards (10.1 avg.) and three TDs (No. 4 on the team).

> Posted 26 catches in the first six games last season, the most in franchise history by a rookie in the team's opening six games.

> Among rookies, was tied for No. 6 in the NFL in receptions and tied for No. 7 in TD catches.

> Made his first NFL start at Tampa Bay in Week 3 and had a career-high eight catches, tied for the second most by a Green Bay rookie in a game behind only Max McGee's nine receptions at the L.A. Rams on Dec. 12, 1954.

> Selected by the Packers with the first of two picks in the fourth round (No. 132 overall) of the 2022 NFL Draft, becoming just the second player from the University of Nevada (T Tony Moll, fifth round in 2006) to be selected by Green Bay in the Common Draft Era (since 1967).

**2022 SEASON:** Played in 13 games with seven starts and ranked No. 4 on the team with 42 catches for 425 yards (10.1 avg.) and three TDs (No. 4 on the team)...Among rookies, was tied for No. 6 in the NFL in receptions and tied for No. 7 in TD catches...Posted 26 catches in the first six games, the most in team history by a rookie in the opening six games...Was sidelined for four games (Weeks 10-13) due to an ankle injury...**At Minnesota (Sept. 11):** Appeared on 35 plays on offense in his NFL debut, finishing with four catches for 37 yards (9.3 avg.)...**At Tampa Bay (Sept. 25):** Made his first NFL start, appearing on 55 of 62 snaps and posting a career-high eight catches for a career-best 73 yards (9.1 avg.) and a TD, tied for the second-most catches by a Green Bay rookie in a game behind only McGee's nine receptions at the L.A. Rams on Dec. 12, 1954. Scored his first NFL touchdown when he hauled in a 5-yard pass from QB Aaron Rodgers late in the first quarter. Posted a 21-yard reception earlier in the first quarter, giving him a catch of 20-plus yards in each of his first three games, the first Green Bay rookie to do so since RB LeShon Johnson in 1994...**Vs. New England (Oct. 2):** Started and played 70 of 73 snaps, posting five receptions for 47 yards (9.4 avg.) and a TD. Made a back-shoulder grab for a 13-yard TD to tie the game at 24 with 6:14 remaining in the fourth quarter. It gave him a TD reception in back-to-back games, the first Green Bay rookie WR to accomplish that feat since Greg Jennings in 2006...**At Buffalo (Oct. 30):** Started and played 54 of 66 snaps, finishing with a team-high 62 yards on four catches (15.5 avg.), highlighted by his 19-yard TD grab in the second quarter...**At Detroit (Nov. 6):** Started and posted an 18-yard reception on Green Bay's first offensive snap, but sustained an ankle injury on the play that would sideline him for the remainder of the game and the next four contests...**Vs. L.A. Rams (Dec. 19):** Returned to action and led the team with five receptions for a team-high 55 yards (11.0 avg.), picking up first downs on four of the grabs...**2022 Draft:** Selected by the Packers with the first of two picks in the fourth round (No. 132 overall).

**COLLEGE:** Played in 45 games with 41 starts in four seasons with the Wolf Pack, finishing his career with 225 receptions

## AT A GLANCE ...



- Last name is pronounced DOBBS.
- Played in 13 games with seven starts as a rookie last season and ranked No. 4 on the team with 42 catches for 425 yards (10.1 avg.) and three TDs (No. 4 on the team).
- Posted 26 catches in the first six games last season, the most in franchise history by a rookie in the team's opening six games.
- Made his first NFL start at Tampa Bay in Week 3 and had a career-high eight catches, tied for the second most by a Green Bay rookie in a game behind only Max McGee's nine receptions at the L.A. Rams on Dec. 12, 1954.
- Appeared in 45 games with 41 starts in four seasons at Nevada, finishing his career with 225 receptions for 3,322 yards (14.8 avg.) and 26 TDs.
- Earned first-team All-Mountain West honors as a senior in 2021 after tying for the conference lead with 11 receiving TDs and ranking No. 2 in receiving yards per game (100.8).
- Led the Mountain West in receiving yards (1,002) as a junior in 2020 and was tied for the conference lead with nine TD catches. Among players with 50-plus catches, ranked No. 3 in the nation in yards per catch (17.3).

for 3,322 yards (14.8 avg.) and 26 TDs...Finished his career ranked No. 4 in school history in receiving yards and tied for No. 5 in TD catches...Was named to the Biletnikoff Award Watch List in both 2020 and 2021...Majored in communications...**Senior season (2021):** Started all 11 games he appeared in, posting 80 receptions for 1,109 yards (13.9 avg.) and 11 TDs...Earned first-team All-Mountain West honors after tying for the conference lead in TD catches and ranking No. 2 in receiving yards per game (100.8)...Ranked No. 3 in the conference in receptions and No. 4 in receiving yards...Also returned 12 punts for 170 yards (14.2 avg.)...Was selected to play in the Reese's Senior Bowl...Tied a single-game school record at Fresno State (Oct. 23) with 19 receptions for 203 yards (10.7 avg.) and a TD...Posted two TD receptions for the third consecutive game, finishing with five grabs for 97 yards (19.4 avg.) at Colorado State (Nov. 27)...**Junior season (2020):** Started all nine games, finishing with 58 catches for 1,002 yards (17.3 avg.) and nine TDs...Earned first-team All-Mountain West recognition after leading the conference in receiving yards and sharing the conference lead in TD catches...Among players with 50-plus receptions, ranked No. 3 in the country in yards per catch...Also returned 11 punts for 100 yards (9.1 avg.)...Opened the season with a season-high 12 receptions for 117 yards (9.8 avg.) and a TD vs. Wyoming (Oct. 24)...Finished with a career-high 219 yards and a TD on seven grabs (31.3 avg.) at UNLV (Oct. 31), the most receiving yards by a Wolf Pack player in a game since 2011...Posted a career-high three TD catches (42, 3, 54 yards), finishing with seven receptions for 137 yards (19.6 avg.) vs. Utah State (Nov. 5)...Matched his career high with three TD catches for the second straight week (33, 61, 59 yards) as he registered five catches for 172 yards (34.4 avg.) vs. New Mexico (Nov. 14)...**Sophomore season (2019):** Started all 12 contests he appeared in and hauled in 44 catches for 649 yards (14.8 avg.) and four TDs...Earned honorable mention All-Mountain West recognition and the Golden Helmet Award, the team MVP award...Ranked No. 2 on the team in



receiving yards and receiving TDs...Also returned eight punts for 86 yards (10.8 avg.)...Posted five receptions for 146 yards (29.2 avg.) vs. San Jose State (Oct. 12), highlighted by a career-long 75-yard TD catch early in the third quarter...Registered a season-high 11 receptions for 167 yards (15.2 avg.) and a TD vs. New Mexico (Nov. 2)...**Freshman season (2018):** Played in all 13 games with nine starts, finishing No. 3 on the team with 43 receptions for 562 yards (13.1 avg.) and two TDs...Returned six punts for 107 yards (17.8 avg.) and a TD...Posted an 80-yard punt return for a TD vs. Portland State (Aug. 31) on his first collegiate touch...Finished with a season-high 120 receiving yards and two TDs on eight catches (15.0 avg.) vs. Colorado State (Nov. 10)...Registered his second straight 100-yard receiving game, hauling in five passes for 105 yards (21.0 avg.) at San Jose State (Nov. 17).

**PERSONAL:** Given name Romeo Izziyh Doubs...Last name is pronounced DOBBS...Born in Los Angeles, Calif. ...His older brother, Jarmaine Jr., played cornerback at Southern Utah...Was a Pop Warner teammate of 49ers CB Deonm-dore Lenoir...**High school:** Was a two-time all-city selection at Thomas Jefferson High School (Los Angeles, Calif.), helping his team to a league title in three consecutive seasons...Registered 2,000-plus all-purpose yards as a senior, rushing 93 times for 1,757 yards (18.9 avg.) and 28 TDs along with 13 receptions for 354 yards (27.2 avg.) and five TDs...Also lettered in track, participating in the 100-meter, 200-meter and 4x100-meter events...**Community involvement:** Visited patients at the Wisconsin Children's Hospital in Milwaukee and spoke with cadets at the Challenge Academy in Fort McCoy, Wis.

**NFL debut:** at Minnesota, 9/11/22  
**First start:** at Tampa Bay, 9/25/22  
**First NFL touchdown:** at Tampa Bay, 9/25/22 (5 yards, A.Rodgers)

**CAREER TRANSACTIONS**

- 2022 Selected by Green Bay Packers as first of two choices in the fourth round (132nd overall) of '22 NFL Draft, April 30... Signed first contract, May 26.

**ROMEO DOUBS' NFL REGULAR-SEASON RUSHING/RECEIVING STATISTICS**

DATE	TEAM	RECEIVING						RUSHING					
		GP	GS	NO.	YDS.	AVG.	LG	TD	NO.	YDS.	AVG.	LG	TD
2022	Packers	13	7	42	425	10.1	26	3	1	11	11.0	11	0
<b>NFL TOTALS</b>		<b>13</b>	<b>7</b>	<b>42</b>	<b>425</b>	<b>10.1</b>	<b>26</b>	<b>3</b>	<b>1</b>	<b>11</b>	<b>11.0</b>	<b>11</b>	<b>0</b>

**SINGLE-GAME HIGHS: RECEIVING**

**Receptions** 8 at Tampa Bay Buccaneers, Sep 25, 2022  
 5 vs. Los Angeles Rams, Dec 19, 2022  
 ...1 more at 5

**Receiving Yards** 73 at Tampa Bay Buccaneers, Sep 25, 2022  
 62 at Buffalo Bills, Oct 30, 2022

**Receiving Average** 15.5 at Buffalo Bills, Oct 30, 2022  
 12.0 at Miami Dolphins, Dec 25, 2022

**Longest Receptions** 26 at Buffalo Bills, Oct 30, 2022  
 23 vs. Los Angeles Rams, Dec 19, 2022  
 ...1 more at 23

**Receiving TDs** 1 at Buffalo Bills, Oct 30, 2022  
 1 vs. New England Patriots, Oct 02, 2022  
 ...1 more at 1

**All-Purpose Yards** 75 at Miami Dolphins, Dec 25, 2022  
 73 at Tampa Bay Buccaneers, Sep 25, 2022

**2022 GXG REGULAR SEASON (PACKERS)**

DATE	OPPONENT	P/S	RECEIVING				
			NO.	YDS.	AVG.	LG	TD
09/11	at Vikings	P	4	37	9.3	23	0
09/18	Bears	P	2	27	13.5	20	0
09/25	at Buccaneers	S	8	73	9.1	21	1
10/02	Patriots	S	5	47	9.4	16	1
10/09	Giants	S	3	29	9.7	22	0
10/16	Jets	S	4	21	5.3	8	0
10/23	at Commanders	S	0	0	0.0	0	0
10/30	at Bills	S	4	62	15.5	26	1
11/06	at Lions	S	1	18	18.0	18	0
11/13	Cowboys		INACTIVE/INJURY				
11/17	Titans		INACTIVE/INJURY				
11/27	at Eagles		INACTIVE/INJURY				
12/04	at Bears		INACTIVE/INJURY				
12/19	Rams	P	5	55	11.0	23	0
12/25	at Dolphins	P	3	36	12.0	22	0
01/01	Vikings	P	3	20	6.7	11	0
01/08	Lions	P	0	0	0.0	0	0
<b>2022 TOTALS</b>		<b>13-7</b>	<b>42</b>	<b>425</b>	<b>10.1</b>	<b>26</b>	<b>3</b>

**ALL-TIME TEAM, 1946**

Don Hutson . . . . . End  
 Cal Hubbard . . . . . Tackle  
 Mike Michalske . . . . . Guard  
 Charley Brock . . . . . Center  
 Buckets Goldenberg . . . . . Guard  
 Cub Buck . . . . . Tackle  
 Lavvie Dilweg . . . . . End  
 Arnie Herber . . . . . Quarterback  
 Johnny Blood . . . . . Halfback  
 Verne Lewellen . . . . . Halfback  
 Clarke Hinkle . . . . . Fullback

**ALL-TIME TEAM, 1957**

Don Hutson . . . . . End  
 Cal Hubbard . . . . . Tackle  
 Mike Michalske . . . . . Guard  
 Charley Brock . . . . . Center  
 Buckets Goldenberg . . . . . Guard  
 Cub Buck . . . . . Tackle  
 Lavvie Dilweg . . . . . End  
 Arnie Herber . . . . . Quarterback  
 Johnny Blood . . . . . Halfback  
 Tony Canadeo . . . . . Halfback  
 Clarke Hinkle . . . . . Fullback

# 29 RASUL DOUGLAS

CORNERBACK  
WEST VIRGINIA

Seventh NFL Season > Third Packers Season



Ht: 6-2 > Wt: 209 > Born: August 29, 1994 > NFL Games Played/Started: 89/50 > Acquired: FA-21 (PS-Ari)

## PRO HIGHLIGHTS:

> Finished 2022 with a career-best 76 tackles (No. 4 on the team) and was No. 2 on the Packers in both interceptions (four) and passes defended (career-high-tying 13).

> Joined teammate Jaire Alexander (five) as the only CB combo in the NFL in 2022 to each have four-plus INTs, the first time since 2011 (four players) that the Packers had multiple players with four-plus INTs.

> Was tied with Alexander and Cowboys CB DaRon Bland for the most fourth-quarter INTs in the NFL in 2022 (four).

> Was one of only six NFL players with four-plus INTs each of the last two seasons (2021-22).

> Joined the Packers on Oct. 6, 2021, and went on to play in 12 games with nine starts, recording 52 tackles (48 solo), a tackle for a loss, five INTs, two defensive TDs, 13 passes defended, a forced fumble and five tackles on special teams.

> His two INTs returned for TDs tied for the NFL lead in 2021 and were tied for fourth most in a season in team history.

> In 2021, became only the second Packer in team history to post an INT return for a TD in back-to-back games (CB Herb Adderley, Sept. 19 and 26, 1965).

> Ranked No. 2 in the NFL in 2021 with 105 INT return yards, the most by a Packer since CB Casey Hayward (113) in 2014.

> Posted the lowest passer rating allowed when targeted (44.5) in the NFL among all defenders targeted over 45 times in 2021 (Stathead.com).

> In his lone year with the Panthers in 2020, appeared in 14 games and made 11 starts, recording 62 tackles (50) while adding nine passes defended.

> Played in all 32 regular-season games for Philadelphia in 2018-19 with 13 starts and posted 14 passes defended and three INTs.

> Was tied for No. 6 among NFL defensive backs in 2018 with a career-high six tackles for a loss.

> As a rookie in 2017, made significant contributions on defense during the Eagles' Super Bowl LII run, playing in 14 contests with five starts and tallying 24 tackles (22 solo), two INTs and 11 passes defended.

**2022 SEASON:** Played in all 17 games with a career-high 12 starts, finishing No. 2 in the secondary (No. 4 on the team) with a career-high 76 tackles (63 solo), a sack, four tackles for a loss, a QB hit, 13 passes defended (No. 2 on the team), a forced fumble and four INTs (No. 2 on the team)...Added a career-high nine tackles on special teams (No. 5 on the team)...**At Minnesota (Sept. 11):** Finished with four tackles (all solo), including a third-down stop for no gain on WR Justin Jefferson to force a field-goal attempt...**At Washington (Oct. 23):** Led the secondary with a season-high 10 tackles (five solo) and a season-best three passes defended...**At Buffalo (Oct. 30):** Registered a team-high five tackles (all solo), a sack, a QB hit and an INT. Recorded his first career sack when he brought down QB Josh Allen for no gain late in the first quarter. Also posted his first INT of the season when he picked off a pass intended for WR Gabriel Davis early in the fourth quarter, becoming the first

## AT A GLANCE ...



- First name is pronounced rah-sool.
- Has registered four-plus interceptions in both of the last two seasons (2021-22), becoming the first Packer to accomplish the feat since CB Tramon Williams in 2010-11. Is tied for No. 3 in the NFL with nine INTs since 2021.
- Finished the 2022 season ranked No. 2 in the secondary (No. 4 on the team) with a career-high 76 tackles (career-best 63 solo) and was No. 2 on the team in both INTs (four) and passes defended (career-high-tying 13).
- Named a Pro Bowl alternate in his first season with Green Bay (2021) after leading the team in interceptions (career-high five) and finishing No. 2 in passes defended (13).
- Started 11 of 14 games played for the Carolina Panthers in 2020, posting 62 tackles (50 solo).
- Played for Philadelphia for three seasons after being selected by the Eagles in the third round (No. 99 overall) of the 2017 NFL Draft out of West Virginia University, where he earned first-team All-Big 12 honors as a senior when he tied for the NCAA lead with eight INTs.

Green Bay defensive back since Alexander in 2020 (Week 1 at Minnesota) to record a sack and an INT in the same game...

**Vs. Tennessee (Nov. 17):** Posted four tackles (three solo), a tackle for a loss and an INT. Brought down WR Treyton Burks for a 1-yard loss early in the second quarter. Recorded his second INT of the season when he picked off QB Ryan Tannehill's pass intended for Burks early in the fourth quarter, returning it to the Green Bay 34. Also recorded a tackle on the opening kickoff...

**At Chicago (Dec. 4):** Finished with five tackles (three solo), a tackle for a loss and a forced fumble. Forced the second fumble of his career when he stripped WR Chase Claypool after he made a catch over the middle in the second quarter, a fumble that S Rudy Ford recovered at the Green Bay 39. Brought down Claypool for a 1-yard loss on a reception midway through the third quarter. Also recorded a special teams tackle...**Vs. L.A. Rams (Dec. 19):** Registered six tackles (all solo) and an INT off QB Baker Mayfield midway through the fourth quarter. Also posted a season-high two special teams tackles...**At Miami (Dec. 25):** Posted three tackles (all solo), an INT and two passes defended. Sealed the win as he picked off QB Tua Tagovailoa at the Miami 44 with 1:29 left in the game...**Vs. Minnesota (Jan. 1):** Recorded three tackles (all solo) and two passes defended. Tipped a QB Kirk Cousins pass, allowing S Darnell Savage to intercept it and return it 75 yards for a TD late in the first quarter. Also posted a special teams tackle.

**2021:** Appeared in 12 games with nine starts, recording 52 tackles (48 solo), a career-best five INTs (two returned for TDs), a career-high 13 passes defended and a forced fumble...Finished No. 1 on the team in INTs and No. 2 on the team in PDs... Also had five tackles on special teams...His two INTs returned for TDs were tied for the fourth most in a season in team history and were tied for the NFL lead in 2021...From Weeks 8-18, was tied for No. 1 in the NFL with five INTs and led the NFL with 105 yards on INT returns...Had the lowest passer rating allowed when targeted (44.5) in the NFL among all defenders targeted over 45 times (Stathead.com)...Was signed to Green Bay's active roster on Oct. 6 off the Arizona Cardinals' practice squad...

**Vs. Washington (Oct. 24):** Started his first game for Green Bay, recording four tackles (all solo), a pass defended and a forced fumble... **At Arizona (Oct. 28):** Recorded a game-winning INT, picking off Cardinals QB Kyle Murray with 15 seconds remaining, as Arizona had the ball down to Green Bay's 5-yard line looking for the go-ahead score. Finished the game with nine solo tackles (tied for the second best of his career) and two passes defended... **Vs. Seattle (Nov. 14):** Logged four tackles (all solo), a tackle for a loss and a pass defended. On back-to-back plays in the third quarter, made a tackle on an attempted reverse for a loss of 4 yards and then broke up a pass on third-and-long intended for WR DK Metcalf... **Vs. L.A. Rams (Nov. 28):** Posted five tackles (three solo) and had a game-changing 33-yard INT return for a TD in the third quarter, his first career TD. Led the team with a career-high four passes defended, the most by a Packer since Alexander had five at the L.A. Rams on Oct. 28, 2018... **Vs. Chicago (Dec. 12):** Posted a 55-yard INT return for a TD in the second quarter as he became only the second Packer in team history to post an INT return for a TD in back-to-back games (Adderley, Sept. 19 and 26, 1965). Became the first Green Bay defensive back with two in a season since CB Charles Woodson (three) in 2009. Also logged two tackles (both solo) and two passes defended... **Vs. Cleveland (Dec. 25):** Intercepted a career-high two passes off Mayfield, the last one coming with under a minute left to seal the victory as the Browns were driving. Added three tackles (all solo), two passes defended and two tackles on special teams.

**2020:** Played in 14 games with 11 starts and totaled 62 tackles (50 solo), a tackle for a loss and nine passes defended... **At Tampa Bay (Sept. 20):** Made his first start at CB with the Panthers and posted seven tackles (all solo)... **At Atlanta (Oct. 11):** Tallied a season-high eight tackles (six solo) while adding a pass defended... **Vs. Chicago (Oct. 18):** Posted a tackle (solo) and a season-best three passes defended. All three passes defended were on coverage of WR Allen Robinson and two of the three came on third downs... **At Minnesota (Nov. 29):** Registered seven tackles (six solo)... **At Green Bay (Dec. 19):** Recorded seven tackles (six solo).

**2019:** Played in all 16 contests for the second consecutive season with six starts and registered 35 tackles (24 solo) and 10 passes defended... **Vs. Detroit (Sept. 22):** Tallied two tackles (both solo), two tackles for a loss and two passes defended... **Vs. N.Y. Jets (Oct. 6):** Totaled four tackles (three solo) and two passes defended... **At Minnesota (Oct. 13):** Posted a season-high six tackles (five solo) and a tackle for a loss... **At N.Y. Giants (Dec. 29):** Totaled four tackles (three solo), a QB hit and a season-best three passes defended. All three passes defended came on throws over 20 yards downfield.

**2018:** Appeared in all 16 contests for the first time in his career with the Eagles, making seven starts... Totaled 57 tackles (48 solo), a team-leading three INTs and four passes defended... Was tied for No. 6 among NFL defensive backs with a career-high six tackles for a loss... **Vs. Atlanta (Sept. 6):** Posted a pass defended and halted a Falcons' red-zone drive with a fourth-quarter INT of QB Matt Ryan... **Vs. Dallas**

**(Nov. 11):** Made his first start at CB on the season and recorded eight tackles (six solo) while adding a pass defended... **At Dallas (Dec. 9):** Posted nine tackles (all solo) and his second INT on the season, picking off QB Dak Prescott and returning it 17 yards... **At L.A. Rams (Dec. 16):** Led the team with a career-high 14 tackles (11 solo), the most by an Eagles DB since CB Sheldon Brown had 14 at Pittsburgh on Nov. 7, 2004... **At Washington (Dec. 30):** Posted six tackles (four solo), a pass defended and an INT... **At Chicago (NFC Wild Card, Jan. 6):** Recorded eight tackles (all solo) and a pass defended.

**2017:** Made significant contributions during the Eagles' Super Bowl LII run, playing in 14 contests with five starts and tallying 24 tackles (22 solo), two INTs and 11 passes defended (No. 3 on the team)... **Vs. N.Y. Giants (Sept. 24):** Made his first NFL start at cornerback, finishing with four tackles (three solo), a pass defended and his first career INT, picking off QB Eli Manning on a deep pass at the Eagles' 4-yard line... **At Carolina (Oct. 12):** Recorded two solo tackles, a season-best three passes defended and his second career INT, picking off Panthers QB Cam Newton on a tipped pass and returning it 7 yards to the Carolina 12... **Vs. Denver (Nov. 5):** Recorded two tackles (both solo) and added two passes defended... **2017 Draft:** Selected by the Eagles in the third round (No. 99 overall).

**COLLEGE:** Played two seasons at West Virginia (2015-16) after transferring from Nassau Community College (2013-14) in Garden City, N.Y. ... Appeared in 24 games with 12 starts at WVU, recording 78 tackles (55 solo), 3½ tackles for a loss, a sack, nine INTs, 18 passes defended and two forced fumbles... Majored in communications... **Senior season (2016):** Played in 13 games with 12 starts and earned second-team All-America honors from *The Associated Press*, *USA Today* and the Football Writers Association of America... Earned first-team All-Big 12 recognition... Tied for the NCAA lead with eight INTs while posting 70 tackles (49 solo) and 3½ tackles for a loss... The eight INTs were the second most in a season in school history (Aaron Beasley, 10 in 1994)... **Junior season (2015):** Played in 11 games and finished with eight tackles (six solo), an INT, a pass defended and a forced fumble... **Sophomore season (2014):** Earned first-team NJCAA All-American recognition and was named a *PrepStar* JUCO All-American after leading his team to a 10-0 record, a No. 6 national ranking and a victory in the Valley of the Sun Bowl... Registered 43 tackles (33 solo), two INTs, 15 passes defended, a forced fumble and a fumble recovery... Ranked No. 5 nationally in passes defended... Named All-Northeast Football Conference Defensive MVP... **Freshman season (2013):** Posted 40 tackles (27 solo), three INTs and three passes defended.

**PERSONAL:** First name is pronounced rah-sool... Is one of seven siblings and was raised by his grandmother... **High school:** Attended East Orange (N.J.) High School, where he finished his career with 117 tackles (90 solo), four INTs and four fumble recoveries... Was selected to play in the New Jersey East-West All-Star Classic... **Community involvement:** Held a free football camp in East Orange, N.J. ... Signed autographs to raise money for The Salvation Army.

## PACKERS CHEERLEADERS

The Green Bay Packers once had official cheerleaders, but after the 1988 season the decision was made not to reinstate them. While some Packers fans supported the official cheerleaders, many were opposed or indifferent, at best.

Helping the Packers make the decision to discontinue the program was a television news poll in which fans were generally split over whether they wanted the program to continue.

Bob Harlan, then the Packers' executive vice president of administration, was quoted in an official release Feb. 7, 1989, saying: "In general terms, the poll disclosed there were as many fans who expressed opposition to the return of the cheerleaders as there were those in favor of restoring them. On that basis, we felt the appropriate decision at this time would be to continue without them."

At this time, there are no plans to return to official cheerleaders.

For several years, the team has used cheering squads from two local schools, St. Norbert College in De Pere, Wis., and the University of Wisconsin-Green Bay.

**NFL debut:** at Kansas City, 9/17/17

**First NFL start:** vs. N.Y. Giants, 9/24/17

**First NFL interception:** vs. N.Y. Giants, 9/24/17 (E.Manning)

**Touchdowns (2):** vs. L.A. Rams, 11/28/21, 33-yard INT return (M.Stafford); vs. Chicago, 12/12/21, 55-yard INT return (J.Fields).

**CAREER TRANSACTIONS**

- 2017 Selected by Philadelphia Eagles in the third round (99th overall) of '17 NFL Draft, April 28.
- 2020 Waived by Eagles, Sept. 5...Claimed off waivers by Carolina Panthers, Sept. 6...Placed on reserve/COVID-19, Oct. 23...Activated from reserve/COVID-19, Nov. 2.
- 2021 Signed by Las Vegas Raiders as unrestricted free agent, April 19...Waived by Raiders, Aug. 23...Signed with Houston Texans, Aug. 25...Released by Texans, Aug. 31...Signed by Arizona Cardinals to practice squad, Sept. 3...Signed to Green Bay Packers' active roster from Cardinals' practice squad, Oct. 6.
- 2022 Re-signed by Packers as unrestricted free agent, March 21.

**RASUL DOUGLAS' NFL REGULAR-SEASON DEFENSIVE STATISTICS**

YEAR	TEAM	GP	GS	TK	TACKLES					INTERCEPTIONS										ST			MISC						
					S	A	TFL	YDS	SK	YDS	QBH	NO	YDS	LG	TD	PD	FF	FR	TD	YDS	TK	S	A	FF	FR	S	A		
2017	Eagles	14	5	24	22	2	0	0	0.0	0.0	0	2	7	7	0	11	0	0	0	0	0	0	1	1	0	0	0	0	0
2018	Eagles	16	7	57	48	9	6	14	0.0	0.0	0	3	14	17	0	4	0	0	0	0	0	0	1	0	1	0	0	0	0
2019	Eagles	16	6	35	24	11	3	5	0.0	0.0	1	0	0	0	0	10	0	0	0	0	0	0	0	0	0	0	0	0	0
2020	Panthers	14	11	62	50	12	1	1	0.0	0.0	0	0	0	0	0	9	0	0	0	0	0	0	0	0	0	0	0	0	0
2021	Packers	12	9	52	48	4	1	4	0.0	0.0	0	5	105	55	2	13	1	0	0	0	0	5	4	1	0	0	0	0	0
2022	Packers	17	12	76	63	13	4	7	1.0	0.0	1	4	26	22	0	13	1	0	0	0	0	9	6	3	0	0	0	0	0
<b>NFL TOTALS</b>		<b>89</b>	<b>50</b>	<b>306</b>	<b>255</b>	<b>51</b>	<b>15</b>	<b>31</b>	<b>1.0</b>	<b>0.0</b>	<b>2</b>	<b>14</b>	<b>152</b>	<b>55</b>	<b>2</b>	<b>60</b>	<b>2</b>	<b>0</b>	<b>0</b>	<b>0</b>	<b>0</b>	<b>16</b>	<b>11</b>	<b>5</b>	<b>0</b>	<b>0</b>	<b>0</b>	<b>0</b>	<b>0</b>

**RASUL DOUGLAS' NFL POSTSEASON DEFENSIVE STATISTICS**

YEAR	TEAM	GP	GS	TK	TACKLES					INTERCEPTIONS										ST			MISC						
					S	A	TFL	YDS	SK	YDS	QBH	NO	YDS	LG	TD	PD	FF	FR	TD	YDS	TK	S	A	FF	FR	S	A		
2017	Eagles	3	0	0	0	0	0	0	0.0	0.0	0	0	0	0	0	0	0	0	0	0	0	0	0	0	0	0	0	0	0
2018	Eagles	2	2	10	10	0	0	0	0.0	0.0	0	0	0	0	0	1	0	0	0	0	0	0	0	0	0	0	0	0	0
2019	Eagles	1	0	0	0	0	0	0	0.0	0.0	0	0	0	0	0	0	0	0	0	0	0	0	0	0	0	0	0	0	0
2021	Packers	1	1	4	2	0	0	0	0.0	0.0	0	0	0	0	0	1	0	0	0	0	0	1	1	0	0	0	0	0	0
<b>NFL TOTALS</b>		<b>7</b>	<b>3</b>	<b>14</b>	<b>12</b>	<b>0</b>	<b>0</b>	<b>0</b>	<b>0.0</b>	<b>0.0</b>	<b>0</b>	<b>0</b>	<b>0</b>	<b>0</b>	<b>0</b>	<b>2</b>	<b>0</b>	<b>0</b>	<b>0</b>	<b>0</b>	<b>0</b>	<b>1</b>	<b>1</b>	<b>0</b>	<b>0</b>	<b>0</b>	<b>0</b>	<b>0</b>	<b>0</b>

**SINGLE-GAME HIGHS: DEFENSIVE**

<b>Total Tackles</b>	14 at Los Angeles Rams, Dec 16, 2018 10 at Washington Commanders, Oct 23, 2022 11 at Los Angeles Rams, Dec 16, 2018 9 at Arizona Cardinals, Oct 28, 2021 ...1 more at 9.	<b>Tackles For Loss</b>	2 vs. Detroit Lions, Sep 22, 2019 1 at Chicago Bears, Dec 04, 2022 ...12 more at 1.
<b>Solo Tackles</b>	11 at Los Angeles Rams, Dec 16, 2018 9 at Arizona Cardinals, Oct 28, 2021 ...1 more at 9.	<b>Interceptions</b>	2 vs. Cleveland Browns, Dec 25, 2021 1 at Miami Dolphins, Dec 25, 2022 ...11 more at 1.
<b>Sacks</b>	1.0 at Buffalo Bills, Oct 30, 2022	<b>Interception Return Yards</b>	55 vs. Chicago Bears, Dec 12, 2021 33 vs. Los Angeles Rams, Nov 28, 2021
<b>Passes Defensed</b>	4 vs. Los Angeles Rams, Nov 28, 2021 3 at Washington Commanders, Oct 23, 2022 ...3 more at 3.	<b>Special Teams Tackles</b>	2 vs. Los Angeles Rams, Dec 19, 2022 2 vs. Cleveland Browns, Dec 25, 2021
<b>Forced Fumbles</b>	1 at Chicago Bears, Dec 04, 2022 1 vs. Washington Football Team, Oct 24, 2021		

**2022 GXG REGULAR SEASON (PACKERS)**

DATE	OPPONENT	P/S	TK	S	A	SK	YDS	INT	PD	FF	FR
09/11	at Vikings	P	4	4	0	0	0	0	0	0	0
09/18	Bears	S	2	2	0	0	0	0	0	0	0
09/25	at Buccaneers	S	8	8	0	0	0	0	2	0	0
10/02	Patriots	S	3	2	1	0	0	0	0	0	0
10/09	Giants	P	1	1	0	0	0	0	0	0	0
10/16	Jets	P	2	2	0	0	0	0	0	0	0
10/23	at Commanders	P	10	5	5	0	0	0	3	0	0
10/30	at Bills	S	5	5	0	1	0	0	1	1	0
11/06	at Lions	P	5	4	1	0	0	0	0	0	0
11/13	Cowboys	S	2	2	0	0	0	0	0	0	0
11/17	Titans	S	4	3	1	0	0	1	1	0	0
11/27	at Eagles	S	8	6	2	0	0	0	1	0	0
12/04	at Bears	S	5	3	2	0	0	0	1	0	0
12/19	Rams	S	6	6	0	0	0	1	1	0	0
12/25	at Dolphins	S	3	3	0	0	0	1	2	0	0
01/01	Vikings	S	3	3	0	0	0	0	2	0	0
01/08	Lions	S	5	4	1	0	0	0	0	0	0
<b>2022 TOTALS</b>			<b>17-12</b>	<b>76</b>	<b>63</b>	<b>13</b>	<b>1</b>	<b>0</b>	<b>4</b>	<b>13</b>	<b>1</b>

**2021 GXG REGULAR SEASON (PACKERS)**

DATE	OPPONENT	P/S	TK	S	A	SK	YDS	INT	PD	FF	FR
09/12	at Saints										
09/20	Lions										
09/26	at 49ers										
10/03	Steelers										
10/10	at Bengals										
10/17	at Bears	P	5	5	0	0	0	0	0	0	0
10/24	Football Team	S	4	4	0	0	0	0	1	1	0
10/28	at Cardinals	S	9	9	0	0	0	0	1	2	0
11/07	at Chiefs	S	4	3	1	0	0	0	0	0	0
11/14	Seahawks	P	4	4	0	0	0	0	0	1	0
11/21	at Vikings	P	5	5	0	0	0	0	0	0	0
11/28	Rams	S	5	3	2	0	0	0	1	4	0
12/12	Bears	S	2	2	0	0	0	0	1	2	0
12/19	at Ravens	S	8	8	0	0	0	0	0	0	0
12/25	Browns	S	3	3	0	0	0	0	2	2	0
01/02	Vikings	S	2	1	1	0	0	0	0	1	0
01/09	at Lions	S	1	1	0	0	0	0	0	0	0
<b>2021 TOTALS</b>			<b>12-9</b>	<b>52</b>	<b>48</b>	<b>4</b>	<b>0</b>	<b>0</b>	<b>5</b>	<b>13</b>	<b>1</b>

**2021 GXG POSTSEASON (PACKERS)**

01/22	49ers	S	4	2	2	0	0	0	0	1	0
<b>2021 TOTALS</b>			<b>1-1</b>	<b>4</b>	<b>2</b>	<b>2</b>	<b>0</b>	<b>0</b>	<b>0</b>	<b>1</b>	<b>0</b>



**2020 GXG REGULAR SEASON (PANTHERS)**

DATE OPPONENT	P/S	TK	S	A	SK	YDS	INT	PD	FF	FR
09/13 Raiders	P	1	1	0	0	0	0	2	0	0
09/20 at Buccaneers	S	7	7	0	0	0	0	0	0	0
09/27 at Chargers	S	6	2	4	0	0	0	0	0	0
10/04 Cardinals	S	4	4	0	0	0	0	0	0	0
10/11 at Falcons	S	8	6	2	0	0	0	1	0	0
10/18 Bears	S	1	1	0	0	0	0	3	0	0
10/25 at Saints	RESERVE/COVID-19									
10/29 Falcons	RESERVE/COVID-19									
11/08 at Chiefs	S	5	5	0	0	0	0	0	0	0
11/15 Buccaneers	S	4	3	1	0	0	0	1	0	0
11/22 Lions	S	3	2	1	0	0	0	1	0	0
11/29 at Vikings	S	7	6	1	0	0	0	0	0	0
12/13 Broncos	P	1	1	0	0	0	0	0	0	0
12/19 at Packers	P	7	6	1	0	0	0	0	0	0
12/27 at Football Team	S	4	3	1	0	0	0	1	0	0
01/03 Saints	S	4	3	1	0	0	0	0	0	0
<b>2020 TOTALS</b>	<b>14-11</b>	<b>62</b>	<b>50</b>	<b>12</b>	<b>0</b>	<b>0</b>	<b>0</b>	<b>9</b>	<b>0</b>	<b>0</b>

**2018 GXG REGULAR SEASON (EAGLES)**

DATE OPPONENT	P/S	TK	S	A	SK	YDS	INT	PD	FF	FR
09/06 Falcons	P	0	0	0	0	0	0	1	0	0
09/16 at Buccaneers	P	0	0	0	0	0	0	0	0	0
09/23 Colts	P	0	0	0	0	0	0	0	0	0
09/30 at Titans	P	0	0	0	0	0	0	0	0	0
10/07 Vikings	P	0	0	0	0	0	0	0	0	0
10/11 at Giants	P	0	0	0	0	0	0	0	0	0
10/21 Panthers	P	0	0	0	0	0	0	0	0	0
10/28 at Jaguars	P	1	1	0	0	0	0	1	0	0
11/11 Cowboys	S	8	6	2	0	0	0	0	0	0
11/18 at Saints	S	3	3	0	0	0	0	0	0	0
11/25 Giants	P	0	0	0	0	0	0	0	0	0
12/03 Redskins	S	7	6	1	0	0	0	0	0	0
12/09 at Cowboys	S	9	9	0	0	0	0	1	0	0
12/16 at Rams	S	14	11	3	0	0	0	0	0	0
12/23 Texans	S	9	8	1	0	0	0	0	0	0
12/30 at Redskins	S	6	4	2	0	0	0	1	0	0
<b>2018 TOTALS</b>	<b>16-7</b>	<b>57</b>	<b>48</b>	<b>9</b>	<b>0</b>	<b>0</b>	<b>0</b>	<b>3</b>	<b>4</b>	<b>0</b>

**2018 GXG POSTSEASON (EAGLES)**

01/06 at Bears	S	8	8	0	0	0	0	0	1	0
01/13 at Saints	S	2	2	0	0	0	0	0	0	0
<b>2018 TOTALS</b>	<b>2-2</b>	<b>10</b>	<b>10</b>	<b>0</b>	<b>0</b>	<b>0</b>	<b>0</b>	<b>0</b>	<b>1</b>	<b>0</b>

**2019 GXG REGULAR SEASON (EAGLES)**

DATE OPPONENT	P/S	TK	S	A	SK	YDS	INT	PD	FF	FR
09/08 Redskins	S	3	3	0	0	0	0	0	1	0
09/15 at Falcons	P	2	1	1	0	0	0	0	1	0
09/22 Lions	P	2	2	0	0	0	0	0	2	0
09/26 at Packers	S	5	3	2	0	0	0	0	0	0
10/06 Jets	S	4	3	1	0	0	0	0	2	0
10/13 at Vikings	S	6	5	1	0	0	0	0	0	0
10/20 at Cowboys	S	5	2	3	0	0	0	0	0	0
10/27 at Bills	P	0	0	0	0	0	0	0	0	0
11/03 Bears	P	1	0	1	0	0	0	0	1	0
11/17 Patriots	P	0	0	0	0	0	0	0	0	0
11/24 Seahawks	P	0	0	0	0	0	0	0	0	0
12/01 at Dolphins	P	0	0	0	0	0	0	0	0	0
12/09 Giants	P	0	0	0	0	0	0	0	0	0
12/15 at Redskins	P	0	0	0	0	0	0	0	0	0
12/22 Cowboys	P	3	2	1	0	0	0	0	0	0
12/29 at Giants	S	4	3	1	0	0	0	0	3	0
<b>2019 TOTALS</b>	<b>16-6</b>	<b>35</b>	<b>24</b>	<b>11</b>	<b>0</b>	<b>0</b>	<b>0</b>	<b>0</b>	<b>10</b>	<b>0</b>

**2019 GXG POSTSEASON (EAGLES)**

01/05 Seahawks	P	0	0	0	0	0	0	0	0	0
<b>2019 TOTALS</b>	<b>1-0</b>	<b>0</b>	<b>0</b>	<b>0</b>	<b>0</b>	<b>0</b>	<b>0</b>	<b>0</b>	<b>0</b>	<b>0</b>

**2017 GXG REGULAR SEASON (EAGLES)**

DATE OPPONENT	P/S	TK	S	A	SK	YDS	INT	PD	FF	FR
09/10 at Redskins	INACTIVE									
09/17 at Chiefs	P	4	4	0	0	0	0	0	1	0
09/24 Giants	S	4	3	1	0	0	0	1	1	0
10/01 at Chargers	S	2	2	0	0	0	0	0	0	0
10/08 Cardinals	S	3	3	0	0	0	0	0	1	0
10/12 at Panthers	S	2	2	0	0	0	0	1	3	0
10/23 Redskins	P	1	1	0	0	0	0	0	0	0
10/29 49ers	P	0	0	0	0	0	0	0	1	0
11/05 Broncos	P	2	2	0	0	0	0	0	2	0
11/19 at Cowboys	P	0	0	0	0	0	0	0	0	0
11/26 Bears	P	2	2	0	0	0	0	0	2	0
12/03 at Seahawks	P	0	0	0	0	0	0	0	0	0
12/10 at Rams	P	0	0	0	0	0	0	0	0	0
12/17 at Giants	INACTIVE									
12/25 Raiders	P	0	0	0	0	0	0	0	0	0
12/31 Cowboys	S	4	3	1	0	0	0	0	0	0
<b>2017 TOTALS</b>	<b>14-5</b>	<b>24</b>	<b>22</b>	<b>2</b>	<b>0</b>	<b>0</b>	<b>0</b>	<b>2</b>	<b>11</b>	<b>0</b>

**2017 GXG POSTSEASON (EAGLES)**

01/13 Falcons	P	0	0	0	0	0	0	0	0	0
01/21 Vikings	P	0	0	0	0	0	0	0	0	0
02/04 at Patriots	P	0	0	0	0	0	0	0	0	0
<b>2017 TOTALS</b>	<b>3-0</b>	<b>0</b>	<b>0</b>	<b>0</b>	<b>0</b>	<b>0</b>	<b>0</b>	<b>0</b>	<b>0</b>	<b>0</b>

**STADIUM ABBREVIATIONS**

3CP . . . . . 3Com Park, SF	FCS . . . . . Fulton Co. S., Atlanta	LS . . . . . Levi's Stadium, Santa Clara	RJS . . . . . Raymond James S., TB
AC . . . . . Adelphia C., Nashville	FES . . . . . FirstEnergy S., Cle.	LSD . . . . . La. Superdome, NO	RTS . . . . . Reliant S., Houston
AD . . . . . AstroDome, Houston	FoF . . . . . Ford Field, Detroit	MBS . . . . . Mercedes-Benz S., Atl.	RvS . . . . . Riverfront S., Cin.
AIS . . . . . ALLTEL S., Jax.	FoF . . . . . Forbes Field, Pit.	MD . . . . . Metrodome, Minn.	RS . . . . . Ralph Wilson S., Buf.
ArS . . . . . Arrowhead S., KC	Fp . . . . . Fenway Park, Boston	Met . . . . . Metropolitan S., Minn.	SAF . . . . . Sports Authority Field, Den.
ATS . . . . . AT&T S., Arlington	FR . . . . . Franklin Field, Phi.	MF . . . . . Muzzy F., Bristol, Conn.	SDS . . . . . San Diego Stadium
BAS . . . . . Bank of America S., Char.	FS . . . . . Foxboro S., Foxboro	MHS . . . . . Mile High S., Denver	Sdv . . . . . Sun Devil S., Tempe
BMS . . . . . Memorial S., Bal.	FxF . . . . . FedEx Field, Maryland	MP . . . . . Monster Park, SF	SF . . . . . Soldier Field, Chicago
BrS . . . . . Briggs S., Detroit	GD . . . . . Georgia Dome, Atlanta	MqS . . . . . Marquette S., Milw.	SFS . . . . . State Fair P., Milwaukee
BuS . . . . . Busch Stadium, STL	GIS . . . . . Gillette S., Foxboro	MS . . . . . Memorial S., Champaign	SFP . . . . . Schaefer S., Foxboro
CB . . . . . Cotton Bowl, Dallas	GrS . . . . . Griffith S., Washington	MTS . . . . . M&T Bank S., Baltimore	ShS . . . . . Shea S., Flushing, NY
CF . . . . . Cinergy Field, Cin.	GS . . . . . Giants Stadium, N.J.	NAC . . . . . Net. Associates C., Oak.	SP . . . . . Shibe Park, Philadelphia
CIS . . . . . GB City S., Green Bay	HRS . . . . . Hard Rock S., Miami	NMS . . . . . New Meadowlands S.	SuS . . . . . Sullivan S., Foxboro
CIF . . . . . CenturyLink Field, Seattle	HD . . . . . Hoosier Dome, Ind.	NRG . . . . . NRG Stadium, Houston	TaS . . . . . Tampa Stadium
CMS . . . . . Municipal S., Cle.	HF . . . . . Heinz Field, Pit.	NRS . . . . . Nissan S., Nashville	TBS . . . . . TCF Bank Stadium, Minn.
CoMS . . . . . Connie Mack S., Phi.	HmS . . . . . Highmark S., Buf.	OB . . . . . Orange Bowl, Miami	TgS . . . . . Tiger Stadium, Detroit
CoP . . . . . Comiskey P., Chicago	HS . . . . . Houlihan's S., Tampa	OC . . . . . Oakland-Alameda Co. C.	TrS . . . . . Three Rivers S., Pit.
CoS . . . . . County S., Milwaukee	IF . . . . . INVESCO Field, Denver	OCC . . . . . O.co Coliseum	TuS . . . . . Tulane S., New Orleans
CIS . . . . . old City S., Green Bay	JMS . . . . . Jack Murphy S., SD	PBS . . . . . Paul Brown S., Cin.	TxS . . . . . Texas Stadium, Irving
CP . . . . . Candlestick Park, SF	JRS . . . . . Joe Robbie S., Miami	PG . . . . . Polo Grounds, NY	ThS . . . . . Tottenham Hotspur S., Lon.
CS . . . . . Cowboys S., Arlington	KD . . . . . Kingdome, Seattle	PPS . . . . . Pro Player S., Miami	UPS . . . . . Univ. of Phoenix Stadium
DAC . . . . . D. at America's Center, STL	KS . . . . . Kezar S., San Fran.	PS . . . . . Pitt Stadium, Pit.	USS . . . . . U.S. Bank Stadium, Minn.
DF . . . . . Dudley Field, Nashville	LAC . . . . . Memorial Col., LA	PSD . . . . . Pontiac Silverdome	VS . . . . . Veterans S., Phi.
DS . . . . . Dolphin S., Miami	LF . . . . . Lambeau Field, GB	QF . . . . . Qwest Field, Seattle	WF . . . . . Wrigley Field, Chicago
EBF . . . . . EverBank Field, Jax.	LFF . . . . . Lincoln Financial F., Phi.	QS . . . . . Qualcomm S., SD	YB . . . . . Yale Bowl, Conn.
EF . . . . . Ebbets Field, Brooklyn	LFS . . . . . Lakefront S., Kenosha	RC . . . . . RCA Dome, Ind.	YS . . . . . Yankee S., Bronx, NY
EJD . . . . . Edward Jones D., STL	LOS . . . . . Lucas Oil Stadium, Ind.	RFK . . . . . RFK Stadium, Was.	
ES . . . . . Ericsson S., Charlotte	LP . . . . . League Park, Cleveland	RIS . . . . . Rich Stadium, Buf.	

# 55 KINGSLEY ENAGBARE

LINEBACKER  
SOUTH CAROLINA

Second NFL Season > Second Packers Season



Ht: 6-4 > Wt: 258 > Born: January 18, 2000 > NFL Games Played/Started: 17/7 > Acquired: D5-22

## PRO HIGHLIGHTS:

- > Played in all 17 games with seven starts, registering 31 tackles (18 solo), three sacks, five tackles for a loss, eight QB hits and three passes defended.
- > Was tied for No. 8 in the NFL among 2022 rookies in sacks (three), the most by a Green Bay rookie since DL Datone Jones (3½) in 2013.
- > According to Stathead.com, played on 465 defensive snaps in 2022, ranking No. 9 among NFL rookie linebackers.
- > Selected by the Packers in the fifth round (No. 179 overall) of the 2022 NFL Draft, a pick acquired from Denver along with a seventh-round selection (No. 234 overall) in exchange for Green Bay's fifth-round pick. Was just the second defensive player out of the University of South Carolina to be picked by Green Bay (LB Ed Holler, 14th round in 1963).

**2022 SEASON:** Played in all 17 games with seven starts, registering 31 tackles (18 solo), three sacks, five tackles for a loss, eight QB hits and three passes defended...Tied for No. 8 in the NFL among rookies in sacks (three), the most by a Green Bay rookie since Jones (3½) in 2013...**At Minnesota (Sept. 11):** Appeared on 10 plays on defense in his NFL debut, where he registered two tackles (both solo). Also played one snap on special teams...**Vs. N.Y. Jets (Oct. 16):** Appeared on 11 defensive snaps and recorded two solo tackles and a sack. Brought down QB Zach Wilson for a 4-yard loss early in the second quarter for the first sack of his career. Also played six special teams snaps...**At Washington (Oct. 23):** Played 31 snaps on defense and registered three tackles (one solo), a sack and two QB hits. Sacked QB Taylor Heinicke for a 3-yard loss early in the fourth quarter, giving him a sack in back-to-back games as he became the first Green Bay rookie to do so since DL Dean Lowry (Weeks 13-14) in 2016...**At Buffalo (Oct. 30):** Played 21 defensive snaps and recorded two tackles for a loss, bringing down WR Isaiah McKenzie for a 5-yard loss on a first-quarter run and RB Devin Singletary for a 4-yard loss on a fourth-quarter run. Also played five special teams snaps...**Vs. Dallas (Nov. 13):** Made his first NFL start, playing 62 snaps on defense and recording five tackles (three solo) and a QB hit. Also appeared on four special teams snaps...**At Philadelphia (Nov. 27):** Started and played 53 snaps, posting a career-high seven tackles (three solo) and a pass defended. Stopped QB Jalen Hurts for no gain on a run on third-and-1 that led to a turnover on downs...**Vs. L.A. Rams (Dec. 19):** Started and played 31 of 45 snaps, posting two tackles (both solo), a sack, a QB hit and a pass defended. Sacked QB Baker Mayfield in the first quarter before he could escape the pocket, resulting in a 1-yard loss...**Vs. Minnesota (Jan. 1):** Started and played 34 snaps, posting an assisted tackle and two QB hits...**2022 Draft:** Selected by the Packers in the fifth round (No. 179 overall).

**COLLEGE:** Played in 44 games with 21 starts in four seasons with the Gamecocks, finishing his career with 121 tackles (73 solo), 24 tackles for a loss, 15 sacks, 19 QB hurries, four passes defended, four forced fumbles and a fumble recovery...Earned his degree in retail management...**Senior season (2021):** Started all 12 games he appeared in, earning first-team All-Southeastern Conference honors and third-team All-America

## AT A GLANCE ...



- Last name is pronounced ee-nag-BAR-ee.
- Played in all 17 games with seven starts as a rookie in 2022, registering 31 tackles (18 solo), three sacks, five tackles for a loss, eight QB hits and three passes defended.
- Earned first-team All-Southeastern Conference honors and third-team All-America recognition from Pro Football Focus as a senior in 2021 after leading the team in tackles for a loss (seven), sacks (4½) and QB hurries (11).
- Finished his junior season (2020) with a career-high six sacks on his way to earning first-team All-SEC honors from the coaches and second-team recognition from *The Associated Press*.
- Was named the Class AA Defensive Player of the Year and earned first-team all-state honors as a senior at Hapeville Charter Academy (Atlanta, Ga.).

recognition from Pro Football Focus after leading the team in tackles for a loss (seven), sacks (4½) and QB hurries (11)...Finished with a career-high 44 tackles (29 solo), a forced fumble, a fumble recovery and two passes defended...Was selected by his teammates as the co-Joe Morrison Award winner as the MVP on defense and the co-Steve Wandiak Award winner as the team MVP...Was selected as a semifinalist for the Chuck Bednarik Award...Was selected by his teammates as one of five permanent team captains for the season...Posted a season-high seven tackles (four solo), a sack, a forced fumble and a season-best three QB hurries vs. Vanderbilt (Oct. 16)...**Junior season (2020):** Started all eight contests that he appeared in, finishing with a career-high six sacks on his way to earning first-team All-SEC honors from the coaches and second-team recognition from *The Associated Press*...Led the team with a career-best three forced fumbles, tying for No. 13 in the nation in fumbles forced per game...Registered 30 tackles (16 solo), seven tackles for a loss and two QB hurries...Accounted for nearly half of the team's 14 sacks and 60 percent of the forced fumbles...Was sidelined for the final two games of the season due to injury...Posted a career-high nine tackles (five solo), 2½ tackles for a loss, a career-best two sacks and a forced fumble in the season opener vs. Tennessee (Sept. 26), with both of his sacks coming on third downs to force punts...Recorded six tackles (three solo), a sack and a forced fumble at Ole Miss (Nov. 14)...**Sophomore season (2019):** Appeared in all 12 games with one start, finishing with 27 tackles (16 solo), seven tackles for a loss, 3½ sacks and three QB hurries...Made his first collegiate start vs. Charleston Southern (Sept. 7) and recorded a tackle for a loss...Posted a season-high six tackles (all solo), including a season-best two tackles for a loss, at Missouri (Sept. 21)...Registered four tackles (one solo), a season-best 1½ sacks and a season-high two QB hurries at Texas A&M (Nov. 16)...**Freshman season (2018):** Saw action in 12 games, posting 20 tackles (12 solo), three tackles for a loss, a sack, three QB hurries and two passes defended...Registered two tackles (both solo) and a career-high two passes defended and blocked an extra point vs. Chattanooga (Nov. 17)...Led the team with a season-high six tackles (four solo) vs. Akron (Dec. 1), including two tackles for a loss and his first career sack, and added a season-high three QB hurries.



# 20 RUDY FORD

SAFETY  
AUBURN

Seventh NFL Season > Second Packers Season



Ht: 6-0 > Wt: 210 > Born: November 1, 1994 > NFL Games Played/Started: 73/12 > Acquired: FA-22

## PRO HIGHLIGHTS:

> Appeared in all 17 games with a career-best six starts in his first season with the Packers, recording 40 tackles (29 solo), a career-high three interceptions (No. 3 on the team), a forced fumble, a fumble recovery and a career-high-tying three passes defended.

> According to Stathead.com, was one of six NFL safeties to post three-plus INTs, at least one forced fumble and at least one fumble recovery in 2022 (Vonn Bell, Darrick Forrest, Kerby Joseph, Tyrann Mathieu, Justin Simmons). Was also the first Packers safety to post those numbers since Morgan Burnett in 2011.

> Posted three INTs last season on just 425 defensive snaps, the fewest snaps by a Packer with three-plus INTs since CB Casey Hayward in 2014 (three INTs on 409 snaps).

> Led the Packers with 87 yards on INT returns, which was tied for No. 7 in the NFL in 2022.

> Appeared in 14 games with four starts for Jacksonville in 2021, setting career highs in tackles (50) and solo tackles (37), while posting his first career INT, a tackle for a loss and a half-sack.

> Played the majority of his first four seasons (Arizona, 2017-18 / Philadelphia, 2019-20) on special teams and led the Eagles with a career-best 11 special teams tackles in 2020.

> Was selected by the Cardinals in the sixth round (No. 208 overall) of the 2017 NFL Draft, a pick that Arizona acquired from the Oakland Raiders for both of its seventh-round picks in 2017.

**2022 SEASON:** Appeared in all 17 games with six starts, recording 40 tackles (29 solo), a career-high three INTs (No. 3 on the team), a forced fumble, a fumble recovery and three passes defended...Led the team with 87 yards on INT returns, which was tied for No. 7 in the NFL...Added four tackles on special teams...**At Minnesota (Sept. 11):** Played seven special teams snaps in his Green Bay debut...**Vs. New England (Oct. 2):** Saw significant action on defense in place of an injured Adrian Amos (concussion), appearing on 44 of 58 defensive snaps and leading the secondary with seven tackles (six solo)...**At Washington (Oct. 23):** Appeared on nine defensive snaps and recorded four tackles (two solo). Also appeared on 10 special teams plays and registered a tackle...**Vs. Dallas (Nov. 13):** Made his first start for Green Bay, playing 63 snaps on defense and recording four tackles (all solo), two passes defended and a career-high two INTs. Logged his first INT of QB Dak Prescott in the end zone with 6:57 left in the second quarter after Dallas drove the ball down to Green Bay's 11-yard line, returning it 34 yards to the Green Bay 33. His second INT came on the Cowboys' next possession in the second quarter as he picked Prescott off again and returned it 34 yards to the Dallas 24. Became the first Packer with INTs on back-to-back possessions since S Ha Ha Clinton-Dix recorded INTs on back-to-back drives in the third quarter at Chicago on Dec. 18, 2016. Became the first Packer with two INT returns of 30-plus yards in a game since S Charlie Peprah (76, 40) at San Diego on Nov. 6, 2011...**Vs. Tennessee (Nov. 17):** Started and played 35 defensive snaps, recording three solo tackles. Also posted a tack-

## AT A GLANCE ...



- Appeared in all 17 games with a career-best six starts in his first season with the Packers, recording 40 tackles (29 solo), a career-high three interceptions (No. 3 on the team), a forced fumble, a fumble recovery, a career-high-tying three passes defended and four special teams tackles.
- Prior to joining Green Bay, played for the Arizona Cardinals (2017-18), Philadelphia Eagles (2019-20) and Jacksonville Jaguars (2021) and recorded 60 tackles (43 solo), two tackles for a loss, a half-sack, two QB hits, an INT, three passes defended and 31 special teams tackles.
- Appeared in 14 games with four starts for Jacksonville in 2021, setting career highs in tackles (50) and solo tackles (37), while posting his first career INT, a tackle for a loss and a half-sack.
- Played in 52 games with 34 starts in his four seasons at Auburn, finishing with 275 tackles, 1½ sacks, 11½ tackles for loss, five INTs, three forced fumbles and a fumble recovery, leading the Tigers in tackles in both 2014 (93) and 2015 (118).
- Earned third-team All-SEC honors from *Phil Steele's College Football* as a senior and third-team All-SEC recognition from the conference's coaches and media as a junior.

le on special teams in seven snaps of work...**At Philadelphia (Nov. 27):** Started and played all 80 snaps, leading the secondary with a career-best nine tackles (six solo) and a forced fumble. Stripped the ball from WR A.J. Brown midway through the second quarter that was scooped up and returned 63 yards to the Philadelphia 13 by LB Quay Walker...**At Chicago (Dec. 4):** Started and played all 52 snaps, recording two tackles (both solo) and a fumble recovery. Scooped up WR Chase Claypool's fumble forced by CB Rasul Douglas and returned it to the Green Bay 40 in the second quarter, the first fumble recovery of his career...**Vs. Minnesota (Jan. 1):** Appeared on 50 defensive snaps, recording three tackles (one solo) and an INT. Picked off a QB Kirk Cousins pass intended for WR Adam Thielen on the first snap of the fourth quarter, returning it 19 yards to the Minnesota 45.

**2021:** Saw action in 15 games with four starts for the Jaguars, finishing with a career-best 50 tackles (37 solo), a half-sack, a tackle for a loss, two QB hits, an INT and three passes defended...Added three tackles on special teams...Was sidelined for the season finale (reserve/COVID-19)...**Vs. Buffalo (Nov. 7):** Started and played 66 of 67 defensive snaps, recording a season-high seven tackles (career-best six solo), the first INT of his career and a career-high three passes defended. Picked off QB Josh Allen on a third-down pass intended for WR Cole Beasley, returning it 8 yards to the Jacksonville 27 midway through the third quarter...**At L.A. Rams (Dec. 5):** Started and played 47 of 68 defensive snaps, logging six tackles (three solo), a half-sack, a tackle for a loss and a QB hit. Split a second-down sack of QB Matthew Stafford with DL Dawuane Smoot midway through the second quarter.

**2020:** Appeared in eight games and made one start for the Eagles, recording four tackles (three solo) and a tackle for a loss...Led the team with a career-high 11 tackles on special



teams...**At Washington (Sept. 13):** Set a career high with three special teams tackles...**At Dallas (Dec. 27):** Recorded his first career tackle for a loss as he pushed QB Andy Dalton out of bounds for a 2-yard loss on a third-down scramble late in the second quarter, forcing a FG attempt...**Vs. Washington (Jan. 3):** Made his only start of the season, playing 41 of 63 defensive snaps and recording three tackles (two solo). Also posted a tackle on special teams.

**2019:** Appeared in 10 games for the Eagles, posting two tackles (one solo) on defense and four special teams tackles...**Vs. New England (Nov. 17):** Posted season highs on defense and special teams, recording two tackles for both units.

**2018:** Appeared in 13 games with one start for the Cardinals, finishing with four tackles (two solo) and eight special teams tackles (tied for No. 3 on the team)...**Vs. Washington (Sept. 9):** Saw his first action on defense, appearing on two snaps at safety and recording a solo tackle. Also appeared on 20 special teams plays and made a tackle...**At L.A. Rams (Sept. 16):** Appeared on 17 special teams plays and registered two tackles...**Vs. Denver (Oct. 18):** Made his first NFL start, appearing on 52 of 59 defensive snaps and recording a season-high three tackles (one solo). Also added a tackle on special teams. Assisted S Budda Baker in bringing down RB Phillip Lindsay for a 1-yard loss on a second-down run late in the fourth quarter.

**2017:** Appeared in 10 games as a rookie for the Cardinals, finishing with five tackles on special teams...**At Detroit (Sept. 10):** Made his NFL debut, appearing on 17 special teams snaps and posting a tackle...**2017 Draft:** Selected by the Cardinals in the sixth round (No. 208 overall) after Arizona traded both of its seventh-round picks to move up for the selection. Was the first Auburn player drafted by the Cardinals since they selected LB Karlos Dansby in the second round (No. 33 overall) in 2004.

**COLLEGE:** Appeared in 52 games with 34 starts in four seasons with the Tigers and totaled 275 tackles (170 solo), 1½ sacks, 11½ tackles for loss, five INTs, three forced fumbles and a fumble recovery, leading the Tigers in tackles in both 2014 and 2015...Was selected to the Reese's Senior Bowl, but did not play due to an ankle injury...Earned his degree in psychology...**Senior season (2016):** Started 10 of 12 games he appeared in, earning third-team All-SEC honors from *Phil Steele's College Football*...Finished with 59 tackles (38 solo), 5½ tackles for a loss, a fumble recovery, three QB hits and

seven passes defended...Posted six tackles (four solo), 1½ tackles for a loss, a QB hit and a pass defended vs. Clemson (Sept. 3)...Led the team with 10 tackles (five solo) vs. Arkansas State (Sept. 10)...**Junior season (2015):** Started all 13 games, seeing time at nickel cornerback and safety...Led the team with 118 tackles (68 solo), the most by an Auburn player since 2001, and earned third-team All-SEC honors from the conference's coaches and media as well as *Athlon*...Added 3½ tackles for a loss, a sack, two forced fumbles, two INTs (one returned for a TD) and two passes defended...Recorded 429 yards on 15 kickoff returns (28.6 avg.) with a long of 58...Posted seven games with double-digit tackles, including a streak of three straight to open the season...Began the season by recording a team-high 12 tackles (eight solo) and a forced fumble vs. Louisville (Sept. 5)...Posted 12 tackles (nine solo) and an INT vs. Jacksonville State (Sept. 12)...Earned SEC special teams player of the week honors with kick returns of 58 and 23 yards that led to scores for the Tigers vs. San Jose State (Oct. 3), and added a career-best 14 tackles (11 solo) and a forced fumble...Posted his second straight 14-tackle performance (nine solo) at Kentucky (Oct. 15) along with a sack...**Sophomore season (2014):** Started all 13 games at safety, finishing with a team-high 93 tackles (62 solo), 2½ tackles for a loss, a half-sack, three INTs (No. 3 on the team), four passes defended and a forced fumble...Earned honorable mention on the *College Football News* Sophomore All-America team...Accumulated nine tackles (six solo), a forced fumble, an INT and a QB hit at Mississippi State (Oct. 11)...Posted nine tackles (all solo) and an INT at Alabama (Nov. 29)...**Freshman season (2013):** Played in all 14 games, earning his first varsity letter after moving from running back to cornerback during fall camp...Totaled five tackles (two solo) and a pass defended on the season...Saw action at running back in two games, rushing two times for 45 yards (22.5 avg.), including a 38-yard TD against Western Carolina (Oct. 12).

**PERSONAL:** Given name Jonathan Ford...Born in New Hope, Ala...Was given the nickname "Rudy" as a child by his uncle, Phillip...**High school:** Attended New Hope (Ala.) High School, where he rushed for 1,669 yards and 27 TDs as a senior...Earned Class 3A first-team all-state honors and was chosen to play in the Alabama-Mississippi All-Star game...Named the top running back prospect in Alabama on Rivals.com...**Community involvement:** Read to children at Webster Elementary School in Green Bay.

**NFL debut:** at Detroit, 9/10/17  
**First start:** vs Denver, 10/18/18  
**First sack:** at L.A. Rams, 12/5/21 (M.Stafford)  
**First interception:** vs. Buffalo, 11/7/21 (J.Allen)

**CAREER TRANSACTIONS**

- 2017 Selected by Arizona Cardinals in the sixth round (208th overall) of '17 NFL Draft, May 13.
- 2019 Traded to Philadelphia Eagles, Aug. 22.
- 2021 Signed by Jacksonville Jaguars as unrestricted free agent, March 17...Placed on reserve/COVID-19, Dec. 29.
- 2022 Released by Jaguars, Aug. 29...Signed by Green Bay Packers as free agent, Aug. 31.
- 2023 Re-signed by Packers as unrestricted free agent, March 20.

**RUDY FORD'S NFL REGULAR-SEASON DEFENSIVE STATISTICS**

YEAR	TEAM	GP	GS	TK	S	TACKLES					INTERCEPTIONS					ST		MISC							
						A	TFL	YDS	SK	YDS	QBH	NO	YDS	LG	TD	PD	FF	FR	TD	YDS	TK	S	A	FF	FR
2017	Cardinals	10	0	0	0	0	0	0.0	0.0	0	0	0	0	0	0	0	0	0	5	5	0	0	0	0	
2018	Cardinals	13	1	4	2	2	0	0.0	0.0	0	0	0	0	0	0	0	0	0	8	7	1	0	0	0	
2019	Eagles	10	0	2	1	1	0	0.0	0.0	0	0	0	0	0	0	0	0	0	4	2	2	0	0	0	
2020	Eagles	8	1	4	3	1	1	1.0	0.0	0	0	0	0	0	0	0	0	0	11	10	1	0	0	0	
2021	Jaguars	15	4	50	37	13	1	1.0	0.5	2.5	2	1	8	8	3	0	0	0	3	2	1	0	0	0	
2022	Packers	17	6	40	29	11	0	0.0	0.0	0	3	87	34	0	3	1	1	0	1	4	2	2	0	0	
<b>NFL TOTALS</b>		<b>73</b>	<b>12</b>	<b>100</b>	<b>72</b>	<b>28</b>	<b>2</b>	<b>2.0</b>	<b>0.5</b>	<b>2.5</b>	<b>2</b>	<b>4</b>	<b>95</b>	<b>34</b>	<b>0</b>	<b>6</b>	<b>1</b>	<b>1</b>	<b>0</b>	<b>1</b>	<b>35</b>	<b>28</b>	<b>7</b>	<b>0</b>	<b>0</b>

**SINGLE-GAME HIGHS: DEFENSIVE**

**Total Tackles** 9 at Philadelphia Eagles, Nov 27, 2022  
7 vs. New England Patriots, Oct 02, 2022  
...1 more at 7.

**Solo Tackles** 6 at Philadelphia Eagles, Nov 27, 2022  
6 vs. New England Patriots, Oct 02, 2022  
...1 more at 6.

**Sacks** 0.5 at Los Angeles Rams, Dec 05, 2021

**Passes Defensed** 3 vs. Buffalo Bills, Nov 07, 2021  
2 vs. Dallas Cowboys, Nov 13, 2022

**Forced Fumbles** 1 at Philadelphia Eagles, Nov 27, 2022

**Fumble Recoveries** 1 at Chicago Bears, Dec 04, 2022

**Tackles For Loss** 1 at Los Angeles Rams, Dec 05, 2021  
1 at Dallas Cowboys, Dec 27, 2020  
2 vs. Dallas Cowboys, Nov 13, 2022  
1 vs. Minnesota Vikings, Jan 01, 2023  
...1 more at 1.

**Interceptions** 68 vs. Dallas Cowboys, Nov 13, 2022  
19 vs. Minnesota Vikings, Jan 01, 2023  
3 at Washington Football Team, Sep 13, 2020  
2 at New York Giants, Nov 15, 2020  
...4 more at 2.

**Interception Return Yards** 68 vs. Dallas Cowboys, Nov 13, 2022

**Special Teams Tackles** 3 at Washington Football Team, Sep 13, 2020  
2 at New York Giants, Nov 15, 2020  
...4 more at 2.

**Longest Opponent's Fumble Return** 1 at Chicago Bears, Dec 04, 2022

**2022 GXG REGULAR SEASON (PACKERS)**

DATE OPPONENT	P/S	TK	S	A	SK	YDS	INT	PD	FF	FR
09/11 at Vikings	P	0	0	0	0	0	0	0	0	0
09/18 Bears	P	0	0	0	0	0	0	0	0	0
09/25 at Buccaneers	P	0	0	0	0	0	0	0	0	0
10/02 Patriots	P	7	6	1	0	0	0	0	0	0
10/09 Giants	P	0	0	0	0	0	0	0	0	0
10/16 Jets	P	2	2	0	0	0	0	0	0	0
10/23 at Commanders	P	4	2	2	0	0	0	0	0	0
10/30 at Bills	P	0	0	0	0	0	0	0	0	0
11/06 at Lions	P	1	0	1	0	0	0	0	0	0
11/13 Cowboys	S	4	4	0	0	0	2	2	0	0
11/17 Titans	S	3	3	0	0	0	0	0	0	0
11/27 at Eagles	S	9	6	3	0	0	0	1	0	0
12/04 at Bears	S	2	2	0	0	0	0	0	1	0
12/19 Rams	S	1	1	0	0	0	0	0	0	0
12/25 at Dolphins	S	1	0	1	0	0	0	0	0	0
01/01 Vikings	P	3	1	2	0	0	0	1	1	0
01/08 Lions	P	3	2	1	0	0	0	0	0	0
<b>2022 TOTALS</b>	<b>17-6</b>	<b>40</b>	<b>29</b>	<b>11</b>	<b>0</b>	<b>0</b>	<b>0</b>	<b>3</b>	<b>3</b>	<b>1</b>

**2021 GXG REGULAR SEASON (JAGUARS)**

DATE OPPONENT	P/S	TK	S	A	SK	YDS	INT	PD	FF	FR
09/12 at Texans	P	3	2	1	0	0	0	0	0	0
09/19 Broncos	P	3	3	0	0	0	0	0	0	0
09/26 Cardinals	P	3	3	0	0	0	0	0	0	0
09/30 at Bengals	P	1	0	1	0	0	0	0	0	0
10/10 Titans	P	0	0	0	0	0	0	0	0	0
10/17 Dolphins	P	3	3	0	0	0	0	0	0	0
10/31 at Seahawks	P	5	3	2	0	0	0	0	0	0
11/07 Bills	S	7	6	1	0	0	0	1	3	0
11/14 at Colts	S	4	3	1	0	0	0	0	0	0
11/21 49ers	P	4	2	2	0	0	0	0	0	0
11/28 Falcons	P	4	3	1	0	0	0	0	0	0
12/05 at Rams	S	6	3	3	0	5	2	5	0	0
12/12 at Titans	S	3	2	1	0	0	0	0	0	0
12/19 Texans	P	3	3	0	0	0	0	0	0	0
12/26 at Jets	P	1	1	0	0	0	0	0	0	0
01/02 at Patriots										RESERVE/COVID-19
01/09 Colts										RESERVE/COVID-19
<b>2021 TOTALS</b>	<b>15-4</b>	<b>50</b>	<b>37</b>	<b>13</b>	<b>0</b>	<b>5</b>	<b>2</b>	<b>5</b>	<b>1</b>	<b>3</b>

**2020 GXG REGULAR SEASON (EAGLES)**

DATE OPPONENT	P/S	TK	S	A	SK	YDS	INT	PD	FF	FR
09/13 at Football Team	P	0	0	0	0	0	0	0	0	0
09/20 Rams	P	0	0	0	0	0	0	0	0	0
09/27 Bengals										INACTIVE/INJURY
10/04 at 49ers	P	0	0	0	0	0	0	0	0	0
10/11 at Steelers										DID NOT PLAY
10/18 Ravens										DID NOT PLAY
10/22 Giants										DID NOT PLAY
11/01 Cowboys	P	0	0	0	0	0	0	0	0	0
11/15 at Giants	P	0	0	0	0	0	0	0	0	0
11/22 at Browns										INACTIVE/INJURY
11/30 Seahawks										INACTIVE/INJURY
12/06 at Packers										INACTIVE/INJURY
12/13 Saints										INACTIVE/INJURY
12/20 at Cardinals	P	0	0	0	0	0	0	0	0	0
12/27 at Cowboys	P	1	1	0	0	0	0	0	0	0
01/03 Football Team	S	3	2	1	0	0	0	0	0	0
<b>2020 TOTALS</b>	<b>8-1</b>	<b>4</b>	<b>3</b>	<b>1</b>	<b>0</b>	<b>0</b>	<b>0</b>	<b>0</b>	<b>0</b>	<b>0</b>

**2019 GXG REGULAR SEASON (EAGLES)**

DATE OPPONENT	P/S	TK	S	A	SK	YDS	INT	PD	FF	FR
09/08 Redskins	P	0	0	0	0	0	0	0	0	0
09/15 at Falcons	P	0	0	0	0	0	0	0	0	0
09/22 Lions	P	0	0	0	0	0	0	0	0	0
09/26 at Packers	P	0	0	0	0	0	0	0	0	0
10/06 Jets	P	0	0	0	0	0	0	0	0	0
10/13 at Vikings	P	0	0	0	0	0	0	0	0	0
10/20 at Cowboys	P	0	0	0	0	0	0	0	0	0
10/27 at Bills	P	0	0	0	0	0	0	0	0	0
11/03 Bears	P	0	0	0	0	0	0	0	0	0
11/17 Patriots	P	2	1	1	0	0	0	0	0	0
11/24 Seahawks										DID NOT PLAY
12/01 at Dolphins										DID NOT PLAY
12/09 Giants										DID NOT PLAY
12/15 at Redskins										DID NOT PLAY
12/22 Cowboys										DID NOT PLAY
12/29 at Giants										DID NOT PLAY
<b>2019 TOTALS</b>	<b>10-0</b>	<b>2</b>	<b>1</b>	<b>1</b>	<b>0</b>	<b>0</b>	<b>0</b>	<b>0</b>	<b>0</b>	<b>0</b>

**2018 GXG REGULAR SEASON (CARDINALS)**

DATE OPPONENT	P/S	TK	S	A	SK	YDS	INT	PD	FF	FR
09/09 Redskins	P	1	1	0	0	0	0	0	0	0
09/16 at Rams	P	0	0	0	0	0	0	0	0	0
09/23 Bears										INACTIVE/INJURY
09/30 Seahawks	P	0	0	0	0	0	0	0	0	0
10/07 at 49ers	P	0	0	0	0	0	0	0	0	0
10/14 at Vikings	P	0	0	0	0	0	0	0	0	0
10/18 Broncos	S	3	1	2	0	0	0	0	0	0
10/28 49ers	P	0	0	0	0	0	0	0	0	0
11/11 at Chiefs	P	0	0	0	0	0	0	0	0	0
11/18 Raiders										INACTIVE/INJURY
11/25 at Chargers										INACTIVE/INJURY
12/02 at Packers	P	0	0	0	0	0	0	0	0	0
12/09 Lions	P	0	0	0	0	0	0	0	0	0
12/16 at Falcons	P	0	0	0	0	0	0	0	0	0
12/23 Rams	P	0	0	0	0	0	0	0	0	0
12/30 at Seahawks	P	0	0	0	0	0	0	0	0	0
<b>2018 TOTALS</b>	<b>13-1</b>	<b>4</b>	<b>2</b>	<b>2</b>	<b>0</b>	<b>0</b>	<b>0</b>	<b>0</b>	<b>0</b>	<b>0</b>

**2017 GXG POSTSEASON (EAGLES)**

01/05 Seahawks										DID NOT PLAY
<b>2017 TOTALS</b>		<b>0</b>	<b>0</b>	<b>0</b>	<b>0</b>	<b>0</b>	<b>0</b>	<b>0</b>	<b>0</b>	<b>0</b>

**2017 GXG REGULAR SEASON (CARDINALS)**

DATE OPPONENT	P/S	TK	S	A	SK	YDS	INT	PD	FF	FR
09/10 at Lions	P	0	0	0	0	0	0	0	0	0
09/17 at Colts	P	0	0	0	0	0	0	0	0	0
09/25 Cowboys	P	0	0	0	0	0	0	0	0	0
10/01 49ers	P	0	0	0	0	0	0	0	0	0
10/08 at Eagles	P	0	0	0	0	0	0	0	0	0
10/15 Buccaneers	P	0	0	0	0	0	0	0	0	0
10/22 at Rams	P	0	0	0	0	0	0	0	0	0
11/05 at 49ers	P	0	0	0	0	0	0	0	0	0
11/09 Seahawks	P	0	0	0	0	0	0	0	0	0
11/19 at Texans	P	0	0	0	0	0	0	0	0	0
11/26 Jaguars										INACTIVE/INJURY
12/03 Rams										INACTIVE/INJURY
12/10 Titans										DID NOT PLAY
12/17 at Redskins										DID NOT PLAY
12/24 Giants										DID NOT PLAY
12/31 at Seahawks										DID NOT PLAY
<b>2017 TOTALS</b>	<b>10-0</b>	<b>0</b>	<b>0</b>	<b>0</b>	<b>0</b>	<b>0</b>	<b>0</b>	<b>0</b>	<b>0</b>	<b>0</b>

VETERANS

COMMUNITY

ADMIN. & COACHES

R. FORD

DRAFT & FREE AGENTS

2022 REVIEW

RECORDS & HISTORY

LAMBEAU FIELD

MISC.



# INNIS GAINES 38

SAFETY  
TCU

Second NFL Season > Second Packers Season

Ht: 6-1 > Wt: 202 > Born: August 29, 1998 > NFL Games Played/Started: 8/1 > Acquired: FA-21

## PRO HIGHLIGHTS:

- > Has been on either the Packers' active roster or practice squad for most of the past two seasons, appearing in eight games with one start since 2021.
- > For his career, has posted three tackles (all solo) on defense and four tackles on special teams.
- > Saw action in seven contests last season and made his first career start in Week 18 against Detroit.
- > Posted three tackles (all solo) on defense and three stops on special teams in the final four contests of 2022.
- > Made his NFL debut in Week 16 of 2021 against the Cleveland Browns, recording a special teams tackle.
- > Was originally signed by Green Bay as an undrafted free agent on Jan. 8, 2021.

**2022 SEASON:** Appeared in seven games with one start, posting three tackles (all solo) on defense and three stops on special teams...Was signed to the practice squad on Oct. 18 and then was a gameday elevation in Weeks 8 and 12...Was signed to the active roster from the practice squad on Nov. 29...**At Buffalo (Oct. 30):** Appeared on nine snaps on special teams in his season debut...**Vs. L.A. Rams (Dec. 19):** Appeared on 14 special teams snaps and posted a tackle on the opening kickoff...**At Miami (Dec. 25):** Appeared on 15 special teams snaps and posted a tackle. Also saw the first defensive action of his NFL career, playing 13 snaps and posting his first tackle (solo) of the season...**Vs. Minnesota (Jan. 1):** Appeared on 18 defensive snaps, recording a solo tackle...**Vs. Detroit (Jan. 8):** Made his first NFL start, appearing on 13 defensive snaps and recording a solo tackle. Also saw action on 13 special teams plays.

**2021:** Spent the entire season on the Packers' practice squad, appearing in one game...**Vs. Cleveland (Dec. 25):** Made his NFL debut when he was elevated from the practice squad to the active roster as a COVID-19 replacement and played five special teams snaps, recording a tackle...**2020 Draft:** Signed by Green Bay as an undrafted free agent on Jan. 8, 2021.

**COLLEGE:** Played four seasons (2016-19) at TCU, appearing in 38 games with 16 starts and posting 104 tackles (69 solo), 15 tackles for a loss, four sacks, three INTs, 13 passes defended and three forced fumbles...Majored in criminal justice...**Senior season (2019):** Started the season's first eight games before missing the last four due to injury, finishing with 34 tackles (22 solo) to go along with 2½ tackles for a loss, a sack, an INT, two passes defended and three QB hurries...Totalled a season-high six tackles (two solo) at Purdue (Sept. 14)...Notched two QB hurries to go along with five tackles (three solo) at Kansas State (Oct. 19)...Picked off QB Sam Ehlinger late in the fourth quarter vs. No. 15 Texas (Oct. 26) to seal the 37-27 victory...Posted five tackles (four solo), 1½ tackles for a loss and a sack at Oklahoma State (Nov. 2)...**Junior season (2018):** Started the first six games of the season before being sidelined by injury, posting 31 tackles (24 solo), a career-high 6½ tackles for a loss, a sack, a career-high seven passes defended and a forced fumble...Opened the season with an INT

## AT A GLANCE ...



- Originally signed with Green Bay as an undrafted free agent in January 2021 and has been on either the Packers' active roster or practice squad for most of the past two seasons, appearing in eight games with one start since 2021.
- For his career, has posted three tackles (all solo) on defense and four tackles on special teams.
- Saw action in seven contests last season and made his first career start in Week 18 against Detroit.
- Played four seasons (2016-19) at TCU, appearing in 38 games with 16 starts and posting 104 tackles (69 solo), 15 tackles for a loss, four sacks, three interceptions, 13 passes defended and three forced fumbles.
- Was named the 2015 Super Gold Defensive Player of the Year as a senior at West Brook High School in Beaumont, Texas, after he recorded 124 tackles, 12 tackles for a loss and five INTs.

vs. Southern (Sept. 1)...Broke up a career-high three passes at SMU (Sept. 7)...Recorded career highs with nine tackles (seven solo) and 3½ tackles for a loss vs. Ohio State (Sept. 15) to go along with two passes defended...Strip-sacked QB Zeb Noland at Iowa State (Sept. 29), leading to a 47-yard scoop-and-score by DE Ben Banogu...**Sophomore season (2017):** Played in all 14 games with two starts, recording career highs with 37 tackles (22 solo) and two sacks while also notching an INT, four passes defended and two forced fumbles...Made his first career start vs. No. 23 West Virginia (Oct. 7), matching his season high with five tackles (two solo)...Notched his first career sack at Kansas State (Oct. 14), dropping QB Alex Delton for an 11-yard loss late in the fourth quarter, while adding two passes defended...Sealed the Horned Frogs' 39-37 win over No. 13 Stanford in the Valero Alamo Bowl (Dec. 29), intercepting a pass from QB K.J. Costello at the Stanford 44 with 2:01 remaining in the game, and finished with a season-high six tackles (four solo) and a forced fumble against the Cardinal...**Freshman season (2016):** Played in the season's final 10 games, making two tackles (one solo)...Made his collegiate debut at SMU (Sept. 23)...Recorded his first career tackle on the opening kickoff vs. No. 13 Oklahoma State (Nov. 19), bringing down KR Barry Sanders Jr. at the Oklahoma State 18.

**PERSONAL:** Innis Cole Gaines...Born in Beaumont, Texas...First name is pronounced IN-iss...Nickname is "Thump," which comes from the nickname "Thump Thump" that he received while in high school...Has a son and a daughter...**High school:** Named the 2015 Super Gold Defensive Player of the Year as a senior at West Brook High School in Beaumont, Texas...Recorded 124 tackles, 12 tackles for a loss, five INTs, 11 passes defended, three forced fumbles, two fumble recoveries and three defensive TDs during his final season...Also played basketball and was a member of the track team while in high school, lettering three years in each sport...**Community involvement:** Volunteered at local food banks and youth football camps and visited elementary schools while in college.

VETERANS

COMMUNITY

ADMIN. & COACHES

GAINES

DRAFT & FREE AGENTS

2022 REVIEW

RECORDS & HISTORY

LAMBEAU FIELD

MISC.

**NFL debut:** vs Cleveland, 12/25/21

**First NFL start:** vs. Detroit, 1/8/23

**CAREER TRANSACTIONS**

- 2021 Signed by Green Bay Packers as undrafted free agent, Jan. 8...Released by Packers, Aug. 31...Signed by Packers to practice squad, Sept. 1...Elevated from practice squad to active roster as a COVID-19 replacement, Dec. 25.
- 2022 Re-signed by Green Bay, Jan. 25...Waived by Packers, Aug. 30...Signed by Packers to practice squad, Oct. 18...Elevated from practice squad to active roster for gameday, Oct. 29...Elevated from practice squad to active roster for gameday, Nov. 26...Signed to active roster from practice squad, Nov. 29.

**INNIS GAINES' NFL REGULAR-SEASON DEFENSIVE STATISTICS**

YEAR	TEAM	GP	GS	TACKLES						INTERCEPTIONS						ST						MISC			
				TK	S	A	TFL	YDS	SK	YDS	QBH	NO	YDS	LG	TD	PD	FF	FR	TD	YDS	TK	S	A	FF	S
2021	Packers	1	0	0	0	0	0	0	0.0	0.0	0	0	0	0	0	0	0	0	1	0	1	0	0	0	0
2022	Packers	7	1	3	3	0	0	0	0.0	0.0	0	0	0	0	0	0	0	0	3	2	1	0	0	0	0
<b>NFL TOTALS</b>		<b>8</b>	<b>1</b>	<b>3</b>	<b>3</b>	<b>0</b>	<b>0</b>	<b>0</b>	<b>0.0</b>	<b>0.0</b>	<b>0</b>	<b>0</b>	<b>0</b>	<b>0</b>	<b>0</b>	<b>0</b>	<b>0</b>	<b>0</b>	<b>4</b>	<b>2</b>	<b>2</b>	<b>0</b>	<b>0</b>	<b>0</b>	<b>0</b>

**SINGLE-GAME HIGHS: DEFENSIVE**

Special Teams Tackles  
 2 at Miami Dolphins, Dec 25, 2022  
 1 vs. Los Angeles Rams, Dec 19, 2022  
 ...1 more at 1.

**2022 GXG REGULAR SEASON (PACKERS)**

DATE OPPONENT	P/S	TK	S	A	SK	YDS	INT	PD	FF	FR	
09/11 at Vikings		NOT ON ROSTER									
09/18 Bears		NOT ON ROSTER									
09/25 at Buccaneers		NOT ON ROSTER									
10/02 Patriots		NOT ON ROSTER									
10/09 Giants		NOT ON ROSTER									
10/16 Jets		NOT ON ROSTER									
10/23 at Commanders		PRACTICE SQUAD									
10/30 at Bills	P	0	0	0	0.0	0.0	0	0	0	0	
11/06 at Lions		PRACTICE SQUAD									
11/13 Cowboys		PRACTICE SQUAD									
11/17 Titans		PRACTICE SQUAD									
11/27 at Eagles	P	0	0	0	0.0	0.0	0	0	0	0	
12/04 at Bears	P	0	0	0	0.0	0.0	0	0	0	0	
12/19 Rams	P	0	0	0	0.0	0.0	0	0	0	0	
12/25 at Dolphins	P	1	1	0	0.0	0.0	0	0	0	0	
01/01 Vikings	P	1	1	0	0.0	0.0	0	0	0	0	
01/08 Lions	S	1	1	0	0.0	0.0	0	0	0	0	
<b>2022 TOTALS</b>	<b>7-1</b>	<b>3</b>	<b>3</b>	<b>0</b>	<b>0.0</b>	<b>0.0</b>	<b>0</b>	<b>0</b>	<b>0</b>	<b>0</b>	

**2021 GXG REGULAR SEASON (PACKERS)**

DATE OPPONENT	P/S	TK	S	A	SK	YDS	INT	PD	FF	FR	
09/12 at Saints		PRACTICE SQUAD									
09/20 Lions		PRACTICE SQUAD									
09/26 at 49ers		PRACTICE SQUAD									
10/03 Steelers		PRACTICE SQUAD									
10/10 at Bengals		PRACTICE SQUAD									
10/17 at Bears		PRACTICE SQUAD									
10/24 Football Team		PRACTICE SQUAD									
10/28 at Cardinals		PRACTICE SQUAD									
11/07 at Chiefs		PRACTICE SQUAD									
11/14 Seahawks		PRACTICE SQUAD									
11/21 at Vikings		PRACTICE SQUAD									
11/28 Rams		PRACTICE SQUAD									
12/12 Bears		PRACTICE SQUAD									
12/19 at Ravens		PRACTICE SQUAD									
12/25 Browns	P	0	0	0	0.0	0.0	0	0	0	0	
01/02 Vikings		PRACTICE SQUAD									
01/09 at Lions		PRACTICE SQUAD									
<b>2021 TOTALS</b>	<b>1-0</b>	<b>0</b>	<b>0</b>	<b>0</b>	<b>0.0</b>	<b>0.0</b>	<b>0</b>	<b>0</b>	<b>0</b>	<b>0</b>	

**2021 GXG POSTSEASON (PACKERS)**

01/22 49ers		PRACTICE SQUAD									
<b>2021 TOTALS</b>		<b>0</b>	<b>0</b>	<b>0</b>	<b>0.0</b>	<b>0.0</b>	<b>0</b>	<b>0</b>	<b>0</b>	<b>0</b>	

**AFTER THE BYE, 1990-2022**

Season	After bye	Pct.	Before bye	Overall	Season	After bye	Pct.	Before bye	Overall
1995	8-4	.667	3-1	11-5	1995	8-4	.667	3-1	11-5
1997	8-1	.889	5-2	13-3	2000	6-3	.667	3-4	9-7
2014	7-1	.875	5-3	12-4	1992	7-4	.636	2-3	9-7
2019	5-1	.833	8-2	13-3	2006	7-4	.636	1-4	8-8
2007	8-2	.800	5-1	13-3	2016	8-5	.615	2-1	10-6
2001	8-2	.800	4-2	12-4	1994	6-4	.600	3-3	9-7
2021	4-1	.800	9-3	13-4	2013	7-5-1	.577	1-2	8-7-1
1996	7-2	.778	6-1	13-3	1993	8-6	.571	1-1	9-7
2003	7-2	.778	3-4	10-6	2010	4-3	.571	6-3	10-6
2022	3-1	.750	5-8	8-9	1999	6-7	.462	2-1	8-8
2020	9-3	.750	4-0	13-3	2015	4-6	.400	6-0	10-6
2009	9-3	.750	2-2	11-5	1990	4-6	.400	2-4	6-10
2004	6-2	.750	4-4	10-6	2017	3-6	.333	4-3	7-9
2012	5-2	.714	6-3	11-5	1991	3-7	.300	1-5	4-12
1998	7-3	.700	4-2	11-5	2018	3-7	.300	3-2-1	6-9-1
2002	6-3	.667	6-1	12-4	2005	3-8	.273	1-4	4-12
					2008	2-7	.222	4-3	6-10





# JONATHAN GARVIN 53

LINEBACKER  
MIAMI (FLA.)

Fourth NFL Season > Fourth Packers Season

Ht: 6-4 > Wt: 257 > Born: July 28, 1999 > NFL Games Played/Started: 38/1 > Acquired: D7b-20

## PRO HIGHLIGHTS:

- > Appeared in 14 games in 2022, recording eight tackles (all assisted), two QB hits and two passes defended.
- > Played in 16 games with one start in 2021, posting 19 tackles (15 solo), 1½ sacks, a tackle for a loss and five QB hits, all career bests.
- > Registered the first full sack of his career at Chicago (Week 6 of 2021), taking down QB Justin Fields for a loss of 4 yards in the second quarter.
- > Played in eight contests for the Packers as a rookie in 2020, recording five tackles (two solo).
- > Selected by Green Bay with the second of two picks in the seventh round (No. 242 overall) of the 2020 NFL Draft, the first defensive player from the University of Miami (Fla.) to be drafted by the Packers.

**2022 SEASON:** Appeared in 14 games and was inactive for three contests (healthy scratch)...Posted eight tackles (all assisted), two QB hits and two passes defended...**Vs. New England (Oct. 2):** Appeared on 13 defensive snaps and recorded a QB hit...**Vs. N.Y. Giants (Oct. 9):** Appeared on 10 special teams snaps and on 12 defensive snaps, registering a pass defended when he came around the edge and jumped to bat down a pass from QB Daniel Jones on second down late in the second quarter...**Vs. N.Y. Jets (Oct. 16):** Appeared on 10 defensive snaps and recorded two tackles (both assisted). Also played 12 special teams snaps...**At Detroit (Nov. 6):** Appeared on 20 defensive snaps and recorded an assisted tackle and a QB hit when he chipped the tight end and then hit QB Jared Goff on a throw that sailed out of the back of the end zone on the first play of the fourth quarter. Also appeared on four plays on special teams...**Vs. Dallas (Nov. 13):** Appeared on 28 defensive snaps, recording an assisted tackle and a pass defended when he deflected a short pass to the flat from QB Dak Prescott. Also appeared on 10 special teams snaps...**Vs. Tennessee (Nov. 17):** Appeared on 25 defensive snaps and posted two tackles (both assisted). Teamed with LB Kingsley Enagbare to stop RB Derrick Henry for a loss of a yard early in the fourth quarter. Also played eight snaps on special teams...**At Chicago (Dec. 4):** Appeared on 19 defensive snaps and posted an assisted tackle. Also appeared on six plays on special teams...**Vs. Minnesota (Jan. 1):** Played 18 snaps on defense and recorded an assisted tackle. Also appeared on nine special teams plays.

**2021:** Played in 16 games with one start, posting 19 tackles (15 solo), 1½ sacks, a TFL and five QB hits (all career highs)...Was placed on reserve/COVID-19 on Nov. 24 prior to Week 12 vs. the Rams and then was activated on Dec. 4...**Vs. Detroit (Sept. 20):** Played on 13 defensive snaps, logging a solo tackle and a QB hit...**At San Francisco (Sept. 26):** Posted two tackles (one solo), while adding a split sack with DL T.J. Slaton and a career-best two QB hits...**Vs. Pittsburgh (Oct. 3):** Played on 26 defensive snaps, recording a solo tackle...**At Chicago (Oct. 17):** Recorded his first full sack, taking down Fields for a loss of 4 yards in the second quarter. Finished with two tackles (both solo)...**Vs. Seattle (Nov. 14):** Posted three solo tackles on 30 snaps of work...**At Minnesota (Nov. 21):** Made his first career

## AT A GLANCE ...



- Appeared in 38 games with one start in his first three seasons with the Packers, registering 32 tackles (17 solo), a tackle for a loss, 1½ sacks, seven QB hits and two passes defended.
- Saw action in 14 games in 2022, posting eight tackles (all assisted), two QB hits and two passes defended.
- Played in 16 games with one start in 2021, recording 19 tackles (15 solo), 1½ sacks, a tackle for a loss and five QB hits, all career bests.
- Selected by the Packers with the second of two selections in the seventh round (No. 242 overall) of the 2020 NFL Draft, the first defensive player from the University of Miami (Fla.) to be drafted by Green Bay.
- Appeared in 38 games with 24 starts at defensive end during his three seasons with the Hurricanes, recording 106 tackles (46 solo), 29 tackles for a loss, 12½ sacks, four fumble recoveries, four forced fumbles and five passes defended.

start, playing on 34 snaps and recording an assisted tackle...**At Detroit (Jan. 9):** Played on 31 snaps and posted a career-high six tackles (four solo).

**2020:** Played in eight games as a rookie, posting five tackles (two solo)...Was inactive for the final eight games of the season and both postseason contests (healthy scratch)...**At Minnesota (Sept. 13):** Made his NFL debut, seeing action on defense and special teams...**At New Orleans (Sept. 27):** Appeared on 16 snaps and recorded his first career solo tackle on defense...**At Tampa Bay (Oct. 18):** Registered a season-best three tackles (two solo)...**2020 Draft:** Selected by the Packers with the second of two selections in the seventh round (No. 242 overall), becoming the first defensive player drafted by Green Bay out of the University of Miami (Fla.).

**COLLEGE:** Appeared in 38 games with 24 starts at defensive end during his three seasons at Miami, recording 106 tackles (46 solo), 29 tackles for a loss, 12½ sacks, four fumble recoveries, four forced fumbles and five passes defended...Majoried in religious studies...**Junior season (2019):** Played in 12 games with 11 starts at DE and posted 37 tackles (21 solo), nine tackles for a loss, five sacks (tied for No. 2 on team) and two forced fumbles...Tied for the team lead with a career-high 10 tackles (six solo) at Duke (Nov. 30) while matching his career best with two sacks and finishing the day with a career-high 3½ tackles for a loss and adding a forced fumble...**Sophomore season (2018):** Started all 13 games at DE, recording a career-high 60 tackles (20 solo), a career-best 17 tackles for a loss and a career-high 5½ sacks...Added two fumble recoveries (one for a TD), two QB hits and a career-high five passes defended...Ranked No. 2 on the team and No. 4 in the ACC in tackles for a loss...Was tied for the team lead in fumble recoveries...Made his first career start vs. LSU (Sept. 2), posting season highs in tackles (eight) and tackles for a loss (three) while also adding a sack, a QB hit and a pass defended...Registered the first two-sack game of his career vs. Florida State (Oct. 6), finishing with five tackles (all solo)...**Freshman season (2017):** Saw action in all 13 games and registered nine tackles (five solo),

VETERANS

COMMUNITY

ADMIN. & COACHES

GARVIN

DRAFT & FREE AGENTS

2022 REVIEW

RECORDS & HISTORY

LAMBEAU FIELD

MISC.

three tackles for a loss, two sacks, two forced fumbles, two fumble recoveries and a blocked kick...Blocked a punt in the third quarter at North Carolina (Oct. 28), giving the Hurricanes the ball at the North Carolina 13.

**PERSONAL:** Given name Jonathan Neo Darnell Garvin...**High school:** Attended Lake Worth (Fla.) Community High, where he

set a single-season school record with 18 sacks as a senior in 2016...Finished the year with 97 tackles and 59 tackles for a loss...Registered 93 tackles, 36 tackles for a loss, nine sacks, six forced fumbles and an interception as a junior in 2015...

**Community involvement:** Visited schools and hospitals while he was in college.

**NFL debut:** at Minnesota, 9/13/20  
**First NFL start:** at Minnesota, 11/21/21  
**First NFL sack:** at Chicago, 10/17/21 (J.Fields)

**CAREER TRANSACTIONS**

- 2020 Selected by the Green Bay Packers as the second of two picks in the seventh round (No. 242 overall) of the '20 NFL Draft, April 25...Signed first contract, May 26.
- 2021 Placed on reserve/COVID-19, Nov. 24...Activated from reserve/COVID-19, Dec. 4.

**JONATHAN GARVIN'S NFL REGULAR-SEASON DEFENSIVE STATISTICS**

YEAR	TEAM	GP	GS	TACKLES							INTERCEPTIONS							ST				MISC					
				TK	S	A	TFL	YDS	SK	YDS	OBH	NO	YDS	LG	TD	PD	FF	FR	TD	YDS	TK	S	A	FF	FR	S	A
2020	Packers	8	0	5	2	3	0	0	0.0	0.0	0	0	0	0	0	0	0	0	0	0	0	0	0	0	0	0	0
2021	Packers	16	1	19	15	4	1	4	1.5	7.5	5	0	0	0	0	0	0	0	0	0	0	0	0	0	0	0	
2022	Packers	14	0	8	0	8	0	0	0.0	0.0	2	0	0	0	0	2	0	0	0	0	0	0	0	0	0	0	
<b>NFL TOTALS</b>		<b>38</b>	<b>1</b>	<b>32</b>	<b>17</b>	<b>15</b>	<b>1</b>	<b>4</b>	<b>1.5</b>	<b>7.5</b>	<b>7</b>	<b>0</b>	<b>0</b>	<b>0</b>	<b>0</b>	<b>2</b>	<b>0</b>	<b>0</b>	<b>0</b>	<b>0</b>	<b>0</b>	<b>0</b>	<b>0</b>	<b>0</b>	<b>0</b>	<b>0</b>	

**SINGLE-GAME HIGHS: DEFENSIVE**

**Total Tackles** 6 at Detroit Lions, Jan 09, 2022  
 3 vs. Seattle Seahawks, Nov 14, 2021  
 ...1 more at 3.  
**Solo Tackles** 4 at Detroit Lions, Jan 09, 2022  
 3 vs. Seattle Seahawks, Nov 14, 2021  
**Sacks** 1.0 at Chicago Bears, Oct 17, 2021  
 0.5 at San Francisco 49ers, Sep 26, 2021

**Passes Defended** 1 vs. Dallas Cowboys, Nov 13, 2022  
 1 vs. New York Giants, Oct 09, 2022  
**Tackles For Loss** 1 at Chicago Bears, Oct 17, 2021

**2022 GXG REGULAR SEASON (PACKERS)**

DATE	OPPONENT	P/S	TK	S	A	SK	YDS	INT	PD	FF	FR
09/11	at Vikings	P	0	0	0	0	0	0	0	0	0
09/18	Bears	P	0	0	0	0	0	0	0	0	0
09/25	at Buccaneers	P	0	0	0	0	0	0	0	0	0
10/02	Patriots	P	0	0	0	0	0	0	0	0	0
10/09	Giants	P	0	0	0	0	0	1	0	0	0
10/16	Jets	P	2	0	2	0	0	0	0	0	0
10/23	at Commanders		INACTIVE								
10/30	at Bills		INACTIVE								
11/06	at Lions	P	1	0	1	0	0	0	0	0	0
11/13	Cowboys	P	1	0	1	0	0	0	1	0	0
11/17	Titans	P	2	0	2	0	0	0	0	0	0
11/27	at Eagles	P	0	0	0	0	0	0	0	0	0
12/04	at Bears	P	1	0	1	0	0	0	0	0	0
12/19	Rams	P	0	0	0	0	0	0	0	0	0
12/25	at Dolphins		INACTIVE								
01/01	Vikings	P	1	0	1	0	0	0	0	0	0
01/08	Lions	P	0	0	0	0	0	0	0	0	0
<b>2022 TOTALS</b>		<b>14-0</b>	<b>8</b>	<b>0</b>	<b>8</b>	<b>0</b>	<b>0</b>	<b>2</b>	<b>0</b>	<b>0</b>	<b>0</b>

**2021 GXG REGULAR SEASON (PACKERS)**

DATE	OPPONENT	P/S	TK	S	A	SK	YDS	INT	PD	FF	FR
09/12	at Saints	P	0	0	0	0	0	0	0	0	0
09/20	Lions	P	1	1	0	0	0	0	0	0	0
09/26	at 49ers	P	2	1	1	0.5	3.5	0	0	0	0
10/03	Steelers	P	1	1	0	0	0	0	0	0	0
10/10	at Bengals	P	0	0	0	0	0	0	0	0	0
10/17	at Bears	P	2	2	1	1.0	4.0	0	0	0	0
10/24	Football Team	P	1	1	0	0	0	0	0	0	0
10/28	at Cardinals	P	0	0	0	0	0	0	0	0	0
11/07	at Chiefs	P	1	1	0	0	0	0	0	0	0
11/14	Seahawks	P	3	3	0	0	0	0	0	0	0
11/21	at Vikings	S	1	0	1	0	0	0	0	0	0
11/28	Rams		RESERVE/COVID-19								
12/12	Bears	P	0	0	0	0	0	0	0	0	0
12/19	at Ravens	P	0	0	0	0	0	0	0	0	0
12/25	Browns	P	1	1	0	0	0	0	0	0	0
01/02	Vikings	P	0	0	0	0	0	0	0	0	0
01/09	at Lions	P	6	4	2	0	0	0	0	0	0
<b>2021 TOTALS</b>		<b>16-1</b>	<b>19</b>	<b>15</b>	<b>4</b>	<b>1.5</b>	<b>7.5</b>	<b>0</b>	<b>0</b>	<b>0</b>	<b>0</b>

**2020 GXG REGULAR SEASON (PACKERS)**

DATE	OPPONENT	P/S	TK	S	A	SK	YDS	INT	PD	FF	FR
09/13	at Vikings	P	0	0	0	0	0	0	0	0	0
09/20	Lions	P	0	0	0	0	0	0	0	0	0
09/27	at Saints	P	1	1	0	0	0	0	0	0	0
10/05	Falcons	P	0	0	0	0	0	0	0	0	0
10/18	at Buccaneers	P	3	1	2	0	0	0	0	0	0
10/25	at Texans	P	0	0	0	0	0	0	0	0	0
11/01	Vikings	P	0	0	0	0	0	0	0	0	0
11/05	at 49ers	P	1	0	1	0	0	0	0	0	0
11/15	Jaguars		INACTIVE								
11/22	at Colts		INACTIVE								
11/29	Bears		INACTIVE								
12/06	Eagles		INACTIVE								
12/13	at Lions		INACTIVE								
12/19	Panthers		INACTIVE								
12/27	Titans		INACTIVE								
01/03	at Bears		INACTIVE								
<b>2020 TOTALS</b>		<b>8-0</b>	<b>5</b>	<b>2</b>	<b>3</b>	<b>0</b>	<b>0</b>	<b>0</b>	<b>0</b>	<b>0</b>	<b>0</b>

**2021 GXG POSTSEASON (PACKERS)**

DATE	OPPONENT	P/S	TK	S	A	SK	YDS	INT	PD	FF	FR
01/22	49ers		INACTIVE								
<b>2021 TOTALS</b>			<b>0</b>	<b>0</b>	<b>0</b>	<b>0</b>	<b>0</b>	<b>0</b>	<b>0</b>	<b>0</b>	<b>0</b>

**2020 GXG POSTSEASON (PACKERS)**

DATE	OPPONENT	P/S	TK	S	A	SK	YDS	INT	PD	FF	FR
01/16	Rams		INACTIVE								
01/24	Buccaneers		INACTIVE								
<b>2020 TOTALS</b>			<b>0</b>	<b>0</b>	<b>0</b>	<b>0</b>	<b>0</b>	<b>0</b>	<b>0</b>	<b>0</b>	<b>0</b>



# RASHAN GARY 52

LINEBACKER  
MICHIGAN

Fifth NFL Season > Fifth Packers Season

Ht: 6-5 > Wt: 277 > Born: December 3, 1997 > NFL Games Played/Started: 56/29 > Acquired: D1a-19

## PRO HIGHLIGHTS:

- Started nine contests before a knee injury ended his 2022 season, finishing with six sacks (No. 2 on the team), 32 tackles (21 solo), 12 QB hits (No. 3 on the team) and seven tackles for a loss (tied for No. 2 on the team).
- Has registered 12 sacks in his last 11 home games and posted at least one in five straight contests at Lambeau Field (2021-22), tied for the longest streak in the history of the stadium (LB Za'Darius Smith, 2020).
- His streak of four straight games with a sack (Weeks 1-4, 2022) is tied for No. 3 in team history behind only five-game streaks by LB Tim Harris (1989) and DE Kabeer Gbaja-Biamila (2000-01).
- In 2021, teamed with Preston Smith to become just the second linebacker duo in team history (since 1982) to both register nine-plus sacks in the same season (Preston Smith and Za'Darius Smith in 2019).
- Led the team with 28 QB hits (No. 7 in the NFL) in 2021 and finished No. 5 among NFL LBs with 53 QB pressures according to NFL Next Gen Stats.
- In the 2021 NFC Divisional Playoff vs. San Francisco, became the 13th Packer to record two-plus sacks (two) in a post-season game since 1982.
- Finished No. 2 on the team with five sacks and tied for No. 2 on the team with 11 QB hits in 2020.
- According to NFL Next Gen Stats, led the Packers (min. 50 pass rush snaps) in both pass-rush rate (12.0) and disruption rate (15.1) in 2020.
- Saw action in both postseason contests in his second season (2020), finishing with 1½ sacks (No. 2 on the team) and three QB hits (tied for No. 1 on the team).
- Played in all 16 games as a rookie and finished No. 5 on the team with 19 QB pressures. Also registered 30 tackles (14 solo), two sacks, three tackles for a loss, a fumble recovery and seven QB hits.
- Selected by the Packers with the first of two picks in the first round (No. 12 overall) of the 2019 NFL Draft, becoming the first player from the University of Michigan to be picked by Green Bay in the first round since LB John Anderson (No. 26 overall) in 1978.

**2022 SEASON:** Started nine contests before a knee injury ended his season (placed on injured reserve on Nov. 9)...Posted six sacks (No. 2 on the team) while also registering 32 tackles (21 solo), 12 QB hits (No. 3 on the team) and seven tackles for a loss (tied for No. 2 on the team)...**At Minnesota (Sept. 11):** Finished No. 3 on the team with seven tackles (three solo) while also recording a tackle for a loss, two QB hits and a sack, bringing QB Kirk Cousins down for a loss of 8 yards on third-and-7 in the first quarter...**Vs. Chicago (Sept. 18):** Posted two tackles (both solo), two tackles for a loss and a QB hit, and helped collapse the pocket and sack QB Justin Fields for a loss of 7 yards on second-and-3 early in the third quarter to help force a three-and-out. In the second quarter, darted through the line to take RB David Montgomery down for a loss of 5 yards

## AT A GLANCE ...



- From 2020-22, ranked in the top 10 among NFL linebackers in QB hits per game (1.27, No. 5), sacks per game (0.51, No. 8) and Next Gen Stats pressures per game (2.77, t-No. 8) according to TruMedia.
- Started nine contests in 2022 before a knee injury ended his season. From Weeks 1-9, ranked in the top 10 among NFL linebackers in QB hits (12, t-No. 6), sacks (six, t-No. 8) and pressures (27, No. 9) according to TruMedia.
- Among NFL linebackers, ranked No. 3 in QB hits (39), No. 6 in pressures (84) and No. 8 in sacks (14½) in the 2020-21 seasons (TruMedia).
- Led the team in both sacks (9½) and QB hits (28, No. 7 in the NFL) in 2021 and finished No. 5 among NFL LBs with 53 QB pressures according to NFL Next Gen Stats.
- Finished No. 2 on the team with five sacks and tied for No. 2 on the team with 11 QB hits in 2020. Also appeared in both postseason contests, finishing with 1½ sacks (No. 2 on the team) and three QB hits (tied for No. 1 on the team).
- Earned first-team All-Big Ten recognition from the league's coaches as a sophomore and as a junior at the University of Michigan, also earning second-team honors from *The Associated Press* in both of those seasons.

to force a third-and-15 the Bears did not convert...**At Tampa Bay (Sept. 25):** Finished with three tackles (two solo), a QB hit and a tackle for a loss, and sacked QB Tom Brady for a loss of 6 yards on a third-and-12 with under seven minutes remaining in the second quarter...**Vs. New England (Oct. 2):** Finished with seven tackles (four solo), a tackle for a loss, two QB hits and two sacks, including a sack late in the second quarter where he forced and recovered a QB Bailey Zappe fumble to give the Packers the ball at their own 22-yard line. Was the first Packer to register at least one sack in each of the first four games of the season since DE Cullen Jenkins in 2010. His streak of four straight games with a sack tied for No. 3 in team history behind only five-game streaks by Harris (1989) and Gbaja-Biamila (2000-01)...**Vs. N.Y. Jets (Oct. 16):** Finished with four tackles (all solo to tie for team lead), two tackles for a loss, a QB hit and a sack when he took down QB Zach Wilson for a loss of 7 yards on third-and-6, forcing a punt. Three of his four tackles went for no gain or a loss and the fourth was a gain of a yard...**At Washington (Oct. 23):** Posted two tackles (both assists) and a team-best three QB hits on 45 defensive snaps before a concussion ended his day. Two of his QB hits led to incompletions and the other one came when he hit QB Taylor Heinicke and he released a ball that was intercepted and returned for a TD by LB De'Vondre Campbell.

**2021:** Started 16 contests (missed Week 11 with an elbow injury) and led the team with a career-best 28 QB hits (No. 7 in the NFL) and a career-high 9½ sacks while also registering 47 tackles (27 solo) and eight tackles for a loss (No. 2 on the team)...According to NFL Next Gen Stats, finished No. 5 among NFL LBs with 53 QB pressures...Missed Week 11 with an elbow injury, only the second missed game of his career (Week 4, 2020, ankle)...**Vs. Pittsburgh (Oct. 3):** Played on 38 snaps, posting six tackles while setting a career high with four solo tackles. Also led the team with two QB hits, registered a

VETERANS

COMMUNITY

ADMIN. & COACHES

GARY

DRAFT & FREE AGENTS

2022 REVIEW

RECORDS & HISTORY

LAMBEAU FIELD

MISC.

tackle for a loss and sacked QB Ben Roethlisberger for a loss of 6 yards in the fourth quarter...**vs. Washington (Oct. 24):** Led the team with a career-high two sacks and four QB hits while finishing No. 2 on the team with a career-best seven tackles (three solo) and a forced fumble. Early in the third quarter, registered a sack/forced fumble that was recovered by DL Dean Lowry at the Washington 27. The Packers scored three plays later to take a 21-7 lead...**At Kansas City (Nov. 7):** Registered two tackles (one solo), three QB hits, a tackle for a loss and a sack. Teamed with Campbell to stop RB Derrick Gore on third-and-1 in the second quarter, forcing a punt. Early in the third quarter, sacked QB Patrick Mahomes on third-and-4 for a loss of 6 yards to force a punt...**vs. Seattle (Nov. 14):** Saw action on 35 defensive snaps before an elbow injury ended his day in the fourth quarter. Posted three tackles (all solo), a sack, a tackle for a loss and a QB hit. In the second quarter, on third-and-5 from the Green Bay 41, sacked QB Russell Wilson for a loss of 7 yards, forcing a punt...**vs. L.A. Rams (Nov. 28):** Posted three tackles (two solo), a sack/forced fumble and two QB hits. Late in the second quarter, forced a fumble by QB Matthew Stafford on a sack that was recovered by LB Preston Smith and returned 5 yards to the Rams' 7...**vs. Chicago (Dec. 12):** Tallied three tackles (one solo) and recovered a fumble that Smith forced on Fields to give GB the ball at the Bears' 23. The Packers scored on the next play to take an eight-point lead with just over eight minutes left in the third quarter...**vs. Cleveland (Dec. 25):** Finished with three tackles (all solo) and led the team in sacks (two, tied career best), QB hits (three) and tackles for a loss (two). Sacked QB Baker Mayfield late in the first quarter for a loss of 9 yards and after an inconclusion on the next play, Mayfield was intercepted by CB Chandon Sullivan on third-and-19. Late in the third quarter, sacked Mayfield for a loss of 11 yards on third-and-5 to force a field goal...**vs. Minnesota (Jan. 2):** Finished with two tackles (both solo), a sack, two tackles for a loss and a team-high four QB hits. Early in the second quarter, sacked QB Sean Mannion for a loss of 10 yards on first down on a drive that resulted in a three-and-out...**vs. San Francisco (NFC Divisional, Jan. 22):** Finished with four tackles (all solo), two sacks, three tackles for a loss and three QB hits. Both sacks came on third downs in the first half and forced punts.

**2020:** Saw action in 15 games with four starts, registering 35 tackles (19 solo), 11 QB hits (tied for No. 2 on the team), five sacks (No. 2 on the team), five tackles for a loss and a fumble recovery...Missed Week 4 with an ankle injury...Played in both postseason contests, posting five tackles (three solo), 1½ sacks, a tackle for a loss and three QB hits (tied for the team lead)...**At Minnesota (Sept. 13):** Posted two tackles (one solo) and two QB hits while playing 32 snaps on defense. Hit Cousins late in the second quarter and with just under 10 minutes to go in the fourth quarter, with both plays resulting in incompletions...**vs. Detroit (Sept. 20):** Recorded four tackles (two solo), a season-high 1½ sacks and a tackle for a loss and was tied for the team lead with two QB hits. In the third quarter, pressured Stafford on a play that resulted in an interception returned 7 yards for a TD by Sullivan. Sacked Stafford in the fourth quarter to force a third-and-30 the Lions did not convert

and Detroit punted on fourth down...**At San Francisco (Nov. 5):** Registered two tackles (one solo) on 24 defensive snaps. Early in the fourth quarter, brought down WR Richie James after a 9-yard gain on third-and-10 at the GB 5-yard line and then teamed with LB Ty Summers to stop QB Nick Mullens for no gain on fourth-and-1...**vs. Jacksonville (Nov. 15):** Recorded two tackles (both solo), a tackle for a loss, a QB hit and a sack. With just over a minute-and-a-half to play in the game and GB up by four and JAX at the GB 36-yard line, sacked QB Jake Luton for a loss of 6 yards to force a third-and-16 on a drive that saw the Jaguars turn the ball over on downs two plays later...**At Indianapolis (Nov. 22):** Finished with three tackles (two solo), a QB hit and a pass defended. In the second quarter, hit QB Philip Rivers right after he threw a pass that was tipped by DL Billy Winn and picked off by LB Christian Kirksey, giving the Packers the ball at the Colts' 29-yard line...**At Detroit (Dec. 13):** Finished with one tackle (solo), a sack, a tackle for a loss and a QB hit. Brought Stafford down on third-and-18 to force a punt in the second quarter, giving him 2½ sacks in two games against Detroit on the season...**vs. L.A. Rams (NFC Divisional, Jan. 16):** Recorded three tackles (two solo), 1½ sacks, a tackle for a loss and three QB hits. Teamed with DL Kenny Clark to sack QB Jared Goff for a loss of 9 yards to force a punt in the third quarter. With just under five minutes left in the game, sacked Goff for a loss of 4 yards on fourth-and-13.

**2019:** Played in all 16 games and posted 30 tackles (14 solo), two sacks, three tackles for a loss, a fumble recovery, seven QB hits and 19 QB pressures (No. 5 on the team)...Played in both playoff contests and registered two tackles (both assisted) and a QB pressure...**vs. Denver (Sept. 22):** Played 26 snaps and registered a season-high six tackles (one solo), a sack, a fumble recovery, two QB pressures and a QB hit. Posted his first fumble recovery as a pro when he recovered QB Joe Flacco's fumble forced on Smith's sack, giving Green Bay the ball at the Denver 5 to set up a TD. Late in the fourth quarter, shed a block by RT Elijah Wilkinson to bring down Flacco for a 7-yard loss, the first sack of his career...**vs. Washington (Dec. 8):** Posted three tackles (all solo) and a QB hit, including a tackle for a loss in the second quarter of RB Adrian Peterson (3-yard loss) after LB Za'Darius Smith forced a Peterson fumble...**vs. Chicago (Dec. 15):** Posted three tackles (all solo), a sack, two QB pressures and a QB hit. Late in the second quarter, fought off a block from RT Cornelius Lucas III to get to QB Mitchell Trubisky for a 6-yard sack...**At Minnesota (Dec. 23):** Registered two tackles (both assisted), two QB pressures and a QB hit...**2019 Draft:** Selected by the Packers with the first of two picks in the first round (No. 12 overall).

**COLLEGE:** Played in 35 games with 22 starts in three seasons for the Wolverines, posting 137 tackles (53 solo), 10½ sacks, 24 tackles for a loss and a forced fumble...Earned first-team All-Big Ten recognition from the league's coaches as a sophomore and as a junior, also earning second-team honors from *The Associated Press* in both of those seasons...Was a part of Michigan defenses that ranked in the top three in the country in total defense in all three of his seasons with the Wolverines (No.

### LATE-SEASON SUCCESS

Lambeau Field is historically a difficult place for opponents to play once the weather turns, and the Packers' tradition of late-season success in Green Bay has continued in recent years. Since 2000, the Packers boast a home record of 48-10 (.828) in regular-season contests played in December and January, the top winning percentage in the league over that span.

Since 2000, Green Bay owns the league's best regular-season record in games played Dec. 1 and later:

Club	W	L	T	Pct
Green Bay	81	29	0	.736
New England	80	31	0	.721
Pittsburgh	80	34	0	.702
Philadelphia	70	41	0	.631
Seattle	69	45	0	.605



2 in 2018, No. 3 in 2017, No. 1 in 2016)...Earned Academic All-Big Ten honors in 2017 and 2018...Earned his degree in general studies...**Junior season (2018):** Started all nine games he appeared in at DE, finishing with 44 tackles (18 solo), 3½ sacks, seven tackles for a loss and five QB hits...Earned first-team All-Big Ten honors from the league's coaches and second-team recognition from AP...Was named to the watch lists for the Walter Camp Player of the Year, Bronko Nagurski Trophy, Chuck Bednarik Award and Ted Hendricks Award...Helped the Wolverines rank No. 2 in the country in total defense (275.2 ypg) and passing defense (147.8 ypg) and No. 16 in scoring defense (19.4 ppg)...**Sophomore season (2017):** Started all 13 contests at DE and posted a career-high 66 tackles (24 solo), a career-best six sacks, a career-high 12 tackles for a loss and a forced fumble...Led the team with seven QB hits...Earned first-team All-Big Ten recognition from the league's coaches and second-team honors from AP...Earned Academic All-Big Ten honors...Was named the winner of the Richard Katcher Award as the team's top defensive lineman...Part of a defense that ranked No. 1 in the nation in pass defense (150.1 ypg), No. 3 in total defense (271.0 ypg), No. 13 in scoring defense (18.8 ppg) and tied for No. 8 in sacks (42)...Tied for the team lead with a career-high 11 tackles (four solo) and a career-best two sacks, including a 6-yard sack of QB J.T. Barrett in the third quarter to force a three-and-out vs. Ohio State (Nov. 25)...**Freshman season (2016):** Appeared in all 13 games, contributing 27 tackles (11 solo), five tackles for a loss and a sack...Was tied for No. 3 on the team with seven QB hits...Part of a defense that ranked No. 1 in the country in total defense (261.8 ypg) and passing defense (142.5 ypg) and No. 2 in scoring defense (14.1 ppg).

**PERSONAL:** Given name Rashaun Abdul Gary...Nickname is "Bane Gary"...Born in Plainfield, N.J. ...Has his own agency, Rashaun Gary Sports, that specializes in athlete and brand representation and management...**High school:** Was named the 2015 All-USA Defensive Player of the Year by *USA Today* following his senior season at Paramus Catholic (N.J.) High School...Earned first-team All-America honors from *USA Today*...Was rated as the top prospect in the country by Rivals.com, Scout.com and ESPN...Was ranked as the No. 2 player in the nation and the top defensive lineman by *PrepStar*...Posted 55 tackles, 13½ sacks and four forced fumbles as a senior...Participated in the 2016 Under Armour All-American Game and was named MVP...Registered 55 tackles and 14 sacks as a junior...Also lettered two years in track, participating in the shot put, discus and 4x100 events, and one year in basketball...Attended Scotch Plains-Fanwood High School in Scotch Plains, N.J., as a freshman and sophomore...**Community involvement:** Supports the global charity Made By Dyslexia, including having his shoes designed for them as part of the NFL's My Cause My Cleats initiative...Also spoke at the Made By Dyslexia's World Dyslexia assembly in New York City this past April...Signed autographs to help raise money for The Salvation Army...Participated in a Q&A with kids from the Boys & Girls Club of Greater Green Bay...Took part in the Green Bay Packers Give Back Bowling Event, which raised money for the Wisconsin Court Appointed Special Advocates (CASA) Association, whose programs champion the needs of abused and neglected children...Visited hospitals and schools while he was in college.

**NFL debut:** at Chicago, 9/5/19  
**First NFL start:** at New Orleans, 9/27/20  
**First NFL sack:** vs. Denver, 9/22/19 (J.Flacco)

**CAREER TRANSACTIONS**

- 2019 Selected by Green Bay Packers as the first of two picks in the first round (12th overall) of '19 NFL Draft, April 25... Signed first contract, May 3.
- 2022 Placed on injured reserve (knee), Nov. 9.

**RASHAN GARY'S NFL REGULAR-SEASON DEFENSIVE STATISTICS**

YEAR	TEAM	GP	GS	TACKLES					INTERCEPTIONS							ST			MISC								
				TK	S	A	TFL	YDS	SK	YDS	QBH	NO	YDS	LG	TD	PD	FF	FR	TD	YDS	TK	S	A	FF	FR	S	A
2019	Packers	16	0	30	14	16	3	16	2.0	13.0	7	0	0	0	0	0	0	1	0	0	0	0	0	0	0	0	0
2020	Packers	15	4	35	19	16	5	27	5.0	31.0	11	0	0	0	1	0	1	0	0	0	0	0	0	0	0	0	
2021	Packers	16	16	47	27	20	8	52	9.5	71.0	28	0	0	0	2	1	0	0	0	0	0	0	0	0	0	0	
2022	Packers	9	9	32	21	11	7	41	6.0	45.0	12	0	0	0	1	1	1	0	0	0	0	0	0	0	0	0	
<b>NFL TOTALS</b>		<b>56</b>	<b>29</b>	<b>144</b>	<b>81</b>	<b>63</b>	<b>23</b>	<b>136</b>	<b>22.5</b>	<b>160.0</b>	<b>58</b>	<b>0</b>	<b>0</b>	<b>0</b>	<b>2</b>	<b>3</b>	<b>4</b>	<b>0</b>	<b>1</b>	<b>0</b>	<b>0</b>	<b>0</b>	<b>0</b>	<b>0</b>	<b>0</b>	<b>0</b>	

**RASHAN GARY'S NFL POSTSEASON DEFENSIVE STATISTICS**

YEAR	TEAM	GP	GS	TACKLES					INTERCEPTIONS							ST			MISC							
				TK	S	A	TFL	YDS	SK	YDS	QBH	NO	YDS	LG	TD	PD	FF	FR	TD	YDS	TK	S	A	FF	FR	S
2019	Packers	2	0	2	0	2	0	0	0.0	0.0	0	0	0	0	0	0	0	0	0	0	0	0	0	0	0	0
2020	Packers	2	0	5	3	2	1	4	1.5	8.5	3	0	0	0	0	0	0	0	0	0	0	0	0	0	0	0
2021	Packers	1	1	4	4	0	3	10	2.0	10.0	3	0	0	0	0	0	0	0	0	0	0	0	0	0	0	0
<b>NFL TOTALS</b>		<b>5</b>	<b>1</b>	<b>11</b>	<b>7</b>	<b>4</b>	<b>4</b>	<b>14</b>	<b>3.5</b>	<b>18.5</b>	<b>6</b>	<b>0</b>	<b>0</b>	<b>0</b>	<b>0</b>	<b>0</b>	<b>0</b>	<b>0</b>	<b>0</b>	<b>0</b>	<b>0</b>	<b>0</b>	<b>0</b>	<b>0</b>	<b>0</b>	<b>0</b>

**SINGLE-GAME HIGHS: DEFENSIVE**

<b>Total Tackles</b>	7 vs. New England Patriots, Oct 02, 2022 7 at Minnesota Vikings, Sep 11, 2022 ...1 more at 7.	<b>Forced Fumbles</b>	1 vs. New England Patriots, Oct 02, 2022 1 vs. Los Angeles Rams, Nov 28, 2021 ...1 more at 1.
<b>Solo Tackles</b>	4 vs. New York Jets, Oct 16, 2022 4 vs. New England Patriots, Oct 02, 2022 ...1 more at 4.	<b>Fumble Recoveries</b>	1 vs. New England Patriots, Oct 02, 2022 1 vs. Chicago Bears, Dec 12, 2021 ...2 more at 1.
<b>Sacks</b>	2.0 vs. New England Patriots, Oct 02, 2022 2.0 vs. Cleveland Browns, Dec 25, 2021 ...1 more at 2.0.	<b>Tackles For Loss</b>	2 vs. New York Jets, Oct 16, 2022 2 vs. Chicago Bears, Sep 18, 2022 ...2 more at 2.
<b>Passes Defensed</b>	1 at Indianapolis Colts, Nov 22, 2020	<b>Longest Opponent's Fumble Return</b>	1 at Chicago Bears, Jan 03, 2021

## 2022 GXG REGULAR SEASON (PACKERS)

DATE	OPPONENT	P/S	TK	S	A	SK	YDS	INT	PD	FF	FR
09/11	at Vikings	S	7	3	4	1.0	8.0	0	0	0	0
09/18	Bears	S	2	2	0	1.0	7.0	0	0	0	0
09/25	at Buccaneers	S	3	2	1	1.0	6.0	0	0	0	0
10/02	Patriots	S	7	4	3	2.0	17.0	0	0	1	1
10/09	Giants	S	3	3	0	0.0	0.0	0	0	0	0
10/16	Jets	S	4	4	0	1.0	7.0	0	0	0	0
10/23	at Commanders	S	2	0	2	0.0	0.0	0	0	0	0
10/30	at Bills	S	1	1	0	0.0	0.0	0	1	0	0
11/06	at Lions	S	3	2	1	0.0	0.0	0	0	0	0
11/13	Cowboys										
11/17	Titans										
11/27	at Eagles										
12/04	at Bears										
12/19	Rams										
12/25	at Dolphins										
01/01	Vikings										
01/08	Lions										
2020 TOTALS			9-9	32	21	11	6.0	45.0	0	1	1

## 2020 GXG REGULAR SEASON (PACKERS)

DATE	OPPONENT	P/S	TK	S	A	SK	YDS	INT	PD	FF	FR
09/13	at Vikings	P	2	1	1	0.0	0.0	0	0	0	0
09/20	Lions	P	4	2	2	1.5	12.5	0	0	0	0
09/27	at Saints	S	1	0	1	0.0	0.0	0	0	0	0
10/05	Falcons										
10/18	at Buccaneers	P	2	1	1	0.0	0.0	0	0	0	0
10/25	at Texans	P	0	0	0	0.0	0.0	0	0	0	0
11/01	Vikings	P	0	0	0	0.0	0.0	0	0	0	0
11/05	at 49ers	P	2	1	1	0.0	0.0	0	0	0	0
11/15	Jaguars	P	2	2	0	1.0	6.0	0	0	0	0
11/22	at Colts	P	3	2	1	0.0	0.0	0	1	0	0
11/29	Bears	S	0	0	0	0.0	0.0	0	0	0	0
12/06	Eagles	S	4	2	2	1.5	5.5	0	0	0	0
12/13	at Lions	P	1	1	0	1.0	7.0	0	0	0	0
12/19	Panthers	S	3	1	2	0.0	0.0	0	0	0	0
12/27	Titans	P	5	3	2	0.0	0.0	0	0	0	0
01/03	at Bears	P	6	3	3	0.0	0.0	0	0	0	1
2020 TOTALS			15-4	35	19	16	5.0	31.0	0	1	0

## 2020 GXG POSTSEASON (PACKERS)

01/16	Rams	P	3	2	1	1.5	8.5	0	0	0	0
01/24	Buccaneers	P	2	1	1	0.0	0.0	0	0	0	0
2020 TOTALS			2-0	5	3	2	1.5	8.5	0	0	0

## 2021 GXG REGULAR SEASON (PACKERS)

DATE	OPPONENT	P/S	TK	S	A	SK	YDS	INT	PD	FF	FR
09/12	at Saints	S	0	0	0	0.0	0.0	0	0	0	0
09/20	Lions	S	2	0	2	0.0	0.0	0	0	0	0
09/26	at 49ers	S	1	0	1	0.5	2.0	0	0	0	0
10/03	Steelers	S	6	4	2	1.0	6.0	0	0	0	0
10/10	at Bengals	S	5	1	4	0.0	0.0	0	0	0	0
10/17	at Bears	S	4	3	1	0.0	0.0	0	0	0	0
10/24	Football Team	S	7	3	4	2.0	11.0	0	0	1	0
10/28	at Cardinals	S	1	1	0	0.0	0.0	0	0	0	0
11/07	at Chiefs	S	2	1	1	0.0	6.0	0	0	0	0
11/14	Seahawks	S	3	3	0	1.0	7.0	0	0	0	0
11/21	at Vikings										
11/28	Rams	S	3	2	1	1.0	9.0	0	0	1	0
12/12	Bears	S	3	1	2	0.0	0.0	0	0	0	1
12/19	at Ravens	S	2	1	1	0.0	0.0	0	0	0	0
12/25	Browns	S	3	3	0	2.0	20.0	0	0	0	0
01/02	Vikings	S	2	2	0	1.0	10.0	0	0	0	0
01/09	at Lions	S	3	2	1	0.0	0.0	0	0	0	0
2021 TOTALS			16-16	47	27	20	9.5	71.0	0	0	2

## 2021 GXG POSTSEASON (PACKERS)

01/22	49ers	S	4	4	0	2.0	10.0	0	0	0	0
2021 TOTALS			1-1	4	4	0	2.0	10.0	0	0	0

## 2019 GXG REGULAR SEASON (PACKERS)


DATE	OPPONENT	P/S	TK	S	A	SK	YDS	INT	PD	FF	FR
09/05	at Bears	P	0	0	0	0.0	0.0	0	0	0	0
09/15	Vikings	P	1	0	1	0.0	0.0	0	0	0	0
09/22	Broncos	P	6	1	5	1.0	7.0	0	0	0	1
09/26	Eagles	P	2	0	2	0.0	0.0	0	0	0	0
10/06	at Cowboys	P	4	2	2	0.0	0.0	0	0	0	0
10/14	Lions	P	0	0	0	0.0	0.0	0	0	0	0
10/20	Raiders	P	4	1	3	0.0	0.0	0	0	0	0
10/27	at Chiefs	P	1	1	0	0.0	0.0	0	0	0	0
11/03	at Chargers	P	3	2	1	0.0	0.0	0	0	0	0
11/10	Panthers	P	0	0	0	0.0	0.0	0	0	0	0
11/24	at 49ers	P	0	0	0	0.0	0.0	0	0	0	0
12/01	at Giants	P	1	1	0	0.0	0.0	0	0	0	0
12/08	Redskins	P	3	3	0	0.0	0.0	0	0	0	0
12/15	Bears	P	3	3	0	1.0	6.0	0	0	0	0
12/23	at Vikings	P	2	0	2	0.0	0.0	0	0	0	0
12/29	at Lions	P	0	0	0	0.0	0.0	0	0	0	0
2019 TOTALS			16-0	30	14	16	2.0	13.0	0	0	1

## 2019 GXG POSTSEASON (PACKERS)

01/12	Seahawks	P	2	0	2	0.0	0.0	0	0	0	0
01/19	at 49ers	P	0	0	0	0.0	0.0	0	0	0	0
2019 TOTALS			2-0	2	0	2	0.0	0.0	0	0	0

## MORE ABOUT THE FROZEN TUNDRA

- After normal wear and tear in the time since the playing surface received a makeover in 2007, the Lambeau Field playing surface underwent an offseason facelift prior to the 2018 season that brought an updated technology to the hallowed ground. After 11 seasons of use, the synthetic fibers used to stabilize the sand-based root zone in Lambeau Field had begun to show some wear, and thus prompted the organization to renovate the field.
- In a project that took several months to complete, SISGrass fibers were injected seven inches deep into a 10-inch sand root zone. The type of fiber utilized this time was a polyethylene fiber as opposed to the polypropylene fibers that were previously used. Other improvements included lowering the sand root-zone depth by two inches, from 12 to 10, which brought the heat system tubing slightly closer to the surface to help maximize efficiency and effectiveness. Irrigation plumbing was also redesigned to double the amount of zones for more accurate control of the system.
- The system's main advantage is attributed to a fast-draining, sand-based soil. Approximately 20 million individual stitches that extend above the surface one inch and protrude downward seven inches help stabilize the sand-based root zone when the grass canopy wears thin after Wisconsin's growing season makes it difficult to regenerate the natural grass. The combination of sand, grass and fiber creates an even and safe playing surface that eliminates large chunks of sod from being torn loose, which creates an uneven and unstable playing field. The system also eliminates the need to re-sod worn areas during the season.



- The drainage system installed during the last upgrade between the 2006 and 2007 seasons is still performing well and will remain. A slight crown of .6 percent will continue to exist to assist water and snow runoff when the field is covered with a tarp.
- The concrete apron surrounding the field was recoated with the same rubberized, non-skid material that was previously used. The rubberized path exists for equipment use, including the heavy equipment used for snow-removal operations, but also allows the players a non-skid surface when doing the Lambeau Leap.
- The Packers are the only NFL team to use the system in its stadium and also utilize the technology on its outdoor practice fields. According to Packers fields manager Allen Johnson, the system is popular in many European soccer stadiums, including the stadiums that the NFL plays in during its International Series in England.



# JAKE HANSON 67

CENTER/GUARD  
OREGON

Third NFL Season > Third Packers Season

Ht: 6-4 > Wt: 296 > Born: April 29, 1997 > NFL Games Played/Started: 11/1 > Acquired: D6b-20

## PRO HIGHLIGHTS:

- > Has appeared in 11 games with one start over the last two seasons with the Packers, seeing time on offense and special teams.
- > Played in six games with one start in 2022 before a biceps injury sustained in Week 6 vs. the N.Y. Jets ended his season.
- > Made his first NFL start in the season opener last year at Minnesota, opening at right guard and playing all 61 snaps.
- > Appeared in five games for Green Bay in 2021, seeing limited action on offense and special teams.
- > Was selected by the Packers with the second of three choices in the sixth round (208th overall) of the 2020 NFL Draft, the first offensive lineman to be drafted out of the University of Oregon by Green Bay since T. Jerry Kershner (21st round) in 1958.

**2022 SEASON:** Appeared in six games with one start, seeing time on offense and special teams...Was placed on injured reserve (biceps) on Oct. 22... **At Minnesota (Sept. 11):** Made his first NFL start, opening at RG and playing all 61 snaps. Helped the Packers rack up 111 rushing yards on just 18 carries (6.2 avg.)... **At Tampa Bay (Sept. 25):** Took over at center for an injured Josh Myers (cramps) for the final three snaps of the game. Also appeared on two plays on special teams... **vs. N.Y. Jets (Oct. 16):** Took over at RG for the final series (five plays) of the first half, but sustained a biceps injury that would sideline him for the remainder of the season.

**2021:** Appeared in five games, seeing limited action on offense and special teams...Dressed, but did not play in nine games and was inactive (healthy scratch) for three games (Weeks 1-2, Week 18)... **At San Francisco (Sept. 26):** Was active on gameday for the first time in his career, but did not see any action... **At Cincinnati (Oct. 10):** Made his NFL debut, appearing on nine plays on special teams... **At Kansas City (Nov. 7):** Saw the first action of his NFL career on offense, playing five snaps at LG late in the first half when Jon Runyan (illness) briefly departed the game... **vs. Minnesota (Jan. 2):** Played the final snap of the game on offense, taking over at C for the final play (kneel-down).

**2020:** Spent the first five weeks of his rookie season on Green Bay's practice squad before being placed on injured reserve-practice squad on Oct. 13...Was released by the Packers in the final roster cutdown on Sept. 5 and was signed to Green Bay's practice squad the next day... **2020 Draft:** Selected by the Packers with the second of three choices in the sixth round (208th overall).

**COLLEGE:** Started all 49 games he appeared in at center over four years at Oregon, helping the Ducks rank in the top 30 in the nation in scoring offense in all four of his seasons... Graduated with a double major in general social science and political science... **Senior season (2019):** Started all 12 games played at C, earning second-team All-Pac-12 honors from *The Associated Press* and honorable mention from coaches... Committed just one penalty while playing 746 snaps for an Oregon team that ranked No. 16 in the country in scoring offense (35.4 ppg)...Was part of an Oregon offense that was one of only

## AT A GLANCE ...



- Has appeared in 11 games with one start over the last two seasons with the Packers, seeing time on offense and special teams.
- Played in six games with one start in 2022 before a biceps injury sustained in Week 6 vs. the N.Y. Jets ended his season.
- Made his first NFL start in the season opener last year at Minnesota, opening at right guard and playing all 61 snaps.
- Was selected by the Packers with the second of three choices in the sixth round (208th overall) of the 2020 NFL Draft, the first offensive lineman to be drafted out of the University of Oregon by Green Bay since T. Jerry Kershner (21st round) in 1958.
- Started all 49 games he appeared in at center over four years at Oregon (2016-19), earning second-team All-Pacific-12 honors from *The Associated Press* as a junior and a senior.

seven FBS teams with 35-plus passing TDs and 25-plus rushing TDs in 2019...Helped protect QB Justin Herbert, who threw for a career-high 3,471 yards and a career-best 32 TDs with just six INTs for an efficiency rating of 156.92 (No. 14 in the nation)...Helped the Ducks rack up 528 total yards vs. Washington State (Oct. 26), including a season-high 306 rushing yards and three TDs on 47 carries (6.5 avg.) as RB CJ Verdell posted a career-high 257 yards and three TDs on 23 attempts (11.2 avg.)...Did not allow a pressure, hurry or hit on Herbert vs. Wisconsin (Jan. 1) in the Rose Bowl, his second straight game doing so after not allowing any in the Pac-12 title game vs. Utah (Dec. 6)... **Junior season (2018):** Started all 12 games he appeared in at C and didn't allow a sack for the third consecutive season...Earned second-team All-Pac-12 honors from AP and All-Pac-12 honorable mention from the coaches while also being named Pac-12 All-Academic honorable mention...Part an offensive line that helped Oregon finish No. 25 nationally in scoring offense (34.8 ppg), which included five games with 200-plus rushing yards...Helped the offense feature a 3,000-yard passer in Herbert (3,151), a 1,000-yard rusher in Verdell (1,018) and a 1,000-yard receiver in WR Dillon Mitchell (1,184)...Part of a line that helped clear the way for the Ducks to rack up a season-high 562 total yards of offense vs. Portland State (Sept. 8), including 296 rushing yards and five TDs on 47 carries (6.3 avg.)...Had his consecutive-starts streak snapped at 34 games at Utah (Nov. 10) due to a personal-foul penalty committed in the second half the previous week... **Sophomore season (2017):** Started all 13 games at C as a sophomore in 2017 and didn't allow a sack for the second consecutive season...Earned honorable mention All-Pac-12 honors from the coaches and was named Pac-12 All-Academic honorable mention...Part of an offensive line that helped the Ducks finish No. 12 nationally in rushing offense (251.0 ypg), No. 18 in scoring offense (36.0 ppg) and tied for No. 7 in rushing TDs (40)...Helped clear holes for RB Royce Freeman, who ranked No. 11 in the country with 1,475 yards and 16 TDs on 244 carries (6.0 avg.)...Helped pave the way for the Ducks to register 703 yards of total offense vs. Southern Utah (Sept. 2), including 348 rushing yards and a school-record nine TDs on 52 carries (6.7 avg.)...Blocked for Herbert as he threw for a season-high 365 yards and five TDs vs. Nebraska (Sept. 9)... **Redshirt freshman season (2016):** Started all 12 games at C and did not allow a

VETERANS

COMMUNITY

ADMIN. & COACHES

HANSON

DRAFT & FREE AGENTS

2022 REVIEW

RECORDS & HISTORY

LAMBEAU FIELD

MISC.

sack...Named All-Pac-12 honorable mention by the coaches and earned second-team All-Academic honors...Helped the Ducks finish No. 15 nationally in total offense (491.7 ypg) and was part of an offensive line that led the way for 200-plus yards rushing and 200-plus yards passing in the same game seven times...Made his first career start vs. UC Davis (Sept. 3) and helped the Ducks post 522 yards of offense...Helped clear the way for the Ducks to register a season-high 336 rushing yards and five TDs on 47 carries (7.1 avg.) vs. Nebraska (Sept. 17)... Blocked for Herbert as he threw for a career-high 489 yards and four TDs vs. Arizona State (Oct. 29) as Oregon posted a season-high 734 total yards.

**NFL debut:** at Cincinnati, 10/10/21

**First NFL start:** at Minnesota, 9/11/22

### CAREER TRANSACTIONS

- 2020 Selected by Green Bay Packers with the second of two choices in the sixth round (208th overall) of '20 NFL Draft, April 25...Signed first contract, July 10...Released by Packers, Sept. 5...Signed by Packers to practice squad, Sept. 6...Placed on injured reserve-practice squad, Oct. 13.
- 2021 Re-signed by Packers, Jan. 26.
- 2022 Re-signed by Packers as exclusive-rights free agent, April 18...Placed on injured reserve (biceps), Oct. 22.

### JAKE HANSON'S NFL REGULAR-SEASON STATISTICS

DATE	TEAM	GP	GS
2021	Packers	5	0
2022	Packers	6	1
<b>NFL TOTALS</b>		<b>11</b>	<b>1</b>

**PERSONAL:** Given name Jake Scott Hanson...Born in Santa Clarita, Calif. ...His brother, Josh, played on the offensive line at Humboldt State University from 2013-17...**High school:** Earned Division II second-team all-state honors from MaxPreps as a senior at Eureka (Calif.) High School...Was a two-time Big 5 co-MVP lineman...Was credited with 13 pancake blocks for an offense that averaged 223.5 yards per game and scored 26 of its 34 TDs on the ground...Posted 61 career tackles (39 solo) on defense, including 29 tackles (20 solo) as a senior.

### EVENTS THAT HELPED TO STABILIZE PACKERS FINANCIALLY, 1920-66

- **Building a fence at Hagemeister Park, 1920** — After playing on an open field and passing a hat to collect money in their first season, the Packers needed to find a way to charge admission in order to survive. C.M. "Neil" Murphy was named business manager in July 1920 and led the effort to get a fence built around the playing field at Hagemeister Park. "... it was entirely due to his ability as an executive that the team prospered," the *Green Bay Press-Gazette* wrote two years later in its first review of Packers history.
- **A.B. Turnbull's support, 1922-23** — When Curly Lambeau and George Whitney Calhoun were debating whether to go ahead with a game against Duluth on Thanksgiving Day 1922, with rain pouring down and a big financial loss all but a certainty, Turnbull prodded them to play. And if they did, he vowed to get the business community to rally around the team before the next season. Turnbull, one of the owners of the *Press-Gazette*, fulfilled his promise and led the effort to organize the Green Bay Football Corp. prior to the start of the 1923 season.
- **Decision to play games in Milwaukee, 1933** — Moving a home game to Borchert Field that season allowed the team to tap into a larger market, expand its territory beyond the NFL's traditional 75-mile radius and thwart efforts to establish a competing pro franchise in Milwaukee. The Packers played home games in both Green Bay and Milwaukee from 1933-94.
- **Court decision to appoint receiver, 1933** — The Packers petitioned for a friendly receiver as litigation over a lawsuit involving a fan who fell from the stands at City Stadium proceeded. Henry Graass, Brown County circuit judge, appointed local accountant Frank Jonet receiver. Jonet had ties to the Packers going back to 1919.
- **Second stock drive, 1934-35** — Twenty-five business and industrial leaders agreed in December 1934 to raise \$10,000 to "Save the Packers." Weeks later, the Packers had met their goal through a second stock sale and were reorganized as the Green Bay Packers, Inc.
- **NFL's initiation of college draft, 1936** — Kept small-market teams such as the Packers competitive with big-city opponents.
- **Decision to invest in war bonds, 1940s** — Money in reserve carried team despite losses of at least \$25,000 in 1943 alone, as World War II depleted rosters.
- **Intrasquad game, Thanksgiving 1949** — Packers brought old-timers back, drawing 15,000 to City Stadium, earning close to \$50,000.
- **Third stock drive, 1950** — After Lambeau's departure, team raised more than \$100,000.
- **Bert Bell's push for league-wide TV package, 1950s** — With help from Congress, Commissioner Bell laid the groundwork for CBS-TV deal that allowed all teams, large-market and small-market, to share revenue and was in place by the 1961 season. In 1966, Commissioner Pete Rozelle signed first NFL TV package, with CBS and NBC, giving Packers more than \$1 million.



Jonet





# JUSTIN HOLLINS 47

LINEBACKER  
OREGON

Fifth NFL Season > Second Packers Season

Ht: 6-5 > Wt: 248 > Born: January 15, 1996 > NFL Games Played/Started: 55/7 > Acquired: W-22 (LAR)

## PRO HIGHLIGHTS:

- ▶ *Out of the 30 NFL linebackers that had eight-plus sacks (8½) and three-plus forced fumbles (three) from 2020-22, was one of only five NFL players (Joey Bosa, Rashan Gary, Azeem Ojulari, Darrell Taylor) to reach those numbers playing fewer than 1,100 snaps (Stathead.com).*
- ▶ *Appeared in 10 games with five starts for the Los Angeles Rams last season before playing in six games for the Packers and set single-season career highs in tackles (33), solo tackles (18), tackles for a loss (four), sacks (3½) and QB hits (seven).*
- ▶ *During his time with the Rams, was part of a team that advanced to two straight NFC title games and won Super Bowl LVI.*
- ▶ *Saw action in 24 games with two starts in his first two seasons with the Rams (2020-21), posting five sacks, six QB hits and two forced fumbles.*
- ▶ *Played in 15 games as rookie with the Broncos, registering a sack, a tackle for a loss, two QB hits and two passes defended to go with 21 tackles (12 solo).*
- ▶ *Was selected by the Denver Broncos in the fifth round (No. 156 overall) of the 2019 NFL Draft.*

**2022 SEASON:** Posted nine tackles (four solo), 2½ sacks, three tackles for a loss and four QB hits in six games with Green Bay after being claimed off waivers from the Rams on Nov. 23...Appeared in 10 games with five starts for the Rams, recording 24 tackles (14 solo), a tackle for a loss, a sack, three QB hits, a forced fumble, a fumble recovery and two tackles on special teams...Set single-season career highs in tackles (33), solo tackles (18), tackles for a loss (four), sacks (3½) and QB hits (seven)...**vs. Atlanta (Sept. 18):** Made his first start of the season, posting a season-best five tackles (four solo), a sack and a QB hit. On the final play of the game with the Rams up by four points and the Falcons at the 50-yard line, tracked down a scrambling QB Marcus Mariota to force a fumble on a sack that was recovered by DT Aaron Donald...**vs. Arizona (Nov. 13):** Recorded two tackles (both assisted) and a QB hit when he forced QB Colt McCoy to throw the ball into the ground in the third quarter...**At Philadelphia (Nov. 27):** Appeared on 21 defensive snaps in his Green Bay debut and posted two tackles (both solo), a sack, two tackles for a loss and a QB hit. Brought down RB Miles Sanders for a 2-yard loss on a first-quarter run and sacked QB Jalen Hurts for a 5-yard loss in the second quarter...**vs. L.A. Rams (Dec. 19):** Appeared on 26 defensive snaps, posting two tackles (one solo), a half-sack and a QB hit. Along with DL Devonte Wyatt, brought down QB Baker Mayfield for a 3-yard loss on a second-down play in the fourth quarter...**vs. Minnesota (Jan. 1):** Appeared on 26 defensive snaps, registering a solo tackle, a sack and two QB hits. Took down QB Kirk Cousins for a 9-yard loss at the Green Bay 39 on second down with under a minute remaining in the first half.

**2021:** Saw action in eight games with two starts, posting 22 tackles (14 solo), two sacks, a tackle for a loss, a QB hit and a forced fumble...Added two tackles and a QB hit in four post-season games for a Rams team that went on to win the Super Bowl...**vs. Chicago (Sept. 12):** Appeared on 51 defensive snaps, recording a career-high eight tackles (six solo), a career-

### AT A GLANCE ...

G

- Appeared in 10 games with five starts for the Los Angeles Rams last season before playing in six games for the Packers and set single-season career highs in tackles (33), solo tackles (18), tackles for a loss (four), sacks (3½) and QB hits (seven).
- Prior to joining Green Bay, played for the Denver Broncos (2019) and the Rams (2020-22), recording 92 tackles (56 solo), seven sacks, three passes defended and three forced fumbles.
- Played in six postseason contests (2020-21) with the Rams, including two NFC title games and a Super Bowl (LVI), and posted eight tackles (five solo) and two QB hits.
- Started 37 games at Oregon and was tied for No. 1 in the country with eight forced fumbles from 2017-18.
- As a senior in 2018, was the only player in the country to register at least five sacks, five forced fumbles and an interception on the season.

high two sacks, a tackle for a loss, a QB hit and a forced fumble. Stopped RB Damien Williams for no gain on the third play from scrimmage. His first sack of QB Andy Dalton came as he brought him down for a 7-yard loss, forcing a fumble that was recovered by LB Kenny Young at the Rams' 42 with 1:42 left in the first quarter. Brought down RB David Montgomery for no gain on a second-quarter run. Sacked Dalton again for a 15-yard loss on first down midway through the fourth quarter...**At Indianapolis (Sept. 19):** Made his first career start, playing on 50 of 67 defensive snaps, and posted two solo tackles...**vs. Tampa Bay (Sept. 26):** Started and played 49 defensive snaps, recording two solo tackles before a pectoral injury suffered in the fourth quarter ended his day. Stopped RB Giovanni Bernard for a 1-yard gain on third down to force a punt midway through the first quarter...**vs. Cincinnati (Super Bowl LVI, Feb. 13):** Posted a solo tackle, standing RB Joe Mixon up for no gain on second-and-2 with just under nine minutes to play in the fourth quarter.

**2020:** Appeared in 16 games, totaling 25 tackles (16 solo), three tackles for a loss, three sacks, five QB hits, a pass defended and a forced fumble...Also added three tackles on special teams...**vs. N.Y. Giants (Oct. 4):** Appeared on 20 defensive snaps, recording a solo tackle, a sack and a QB hit. Registered a first-down sack of QB Daniel Jones, resulting in a 5-yard loss with 3:22 left in the fourth quarter...**vs. Chicago (Oct. 26):** Played 15 defensive snaps, recording a season-high five tackles (two solo), a sack and a QB hit. Forced a turnover on downs when he brought down QB Nick Foles for a 8-yard loss midway through the fourth quarter...**At Arizona (Dec. 6):** Appeared on 27 snaps on defense, finishing with three tackles (all solo), a sack, two QB hits and a forced fumble. Brought down RB Kenyan Drake for no gain on a first-quarter run. Forced an incomplete pass early in the fourth quarter from QB Tyler Murray that was intended for RB Chase Edmonds, resulting in a punt. Sacked Murray for a 16-yard loss and forced a fumble on the play, allowing DT Greg Gaines to recover it at the Arizona 26 with 7:17 left in the game...**vs. New England (Dec. 10):** Appeared on 26 defensive snaps, posting three tackles (one solo) and a tackle for a loss. Also played 16 special teams snaps, posting a season-high two tackles. Recorded a red-zone stop of QB Cam Newton for a 2-yard loss, forcing a turnover on downs late in the second quarter.

VETERANS  
 COMMUNITY  
 ADMIN. & COACHES  
 HOLLINS  
 DRAFT & FREE AGENTS  
 2022 REVIEW  
 RECORDS & HISTORY  
 LAMBEAU FIELD  
 MISC.

**2019:** Appeared in 15 games, finishing with 21 tackles (12 solo), a sack, a TFL, two QB hits and two passes defended...  
**Vs. Jacksonville (Sept. 29):** Appeared on 33 defensive snaps, posting a season-high six tackles (four solo)...  
**Vs. Cleveland (Nov. 3):** Played on 24 snaps on defense, recording two tackles (one solo), a sack and a QB hit. Logged his first career sack as he brought down Mayfield for a 7-yard loss late in the first quarter...  
**At Houston (Dec. 8):** Played 43 defensive snaps and posted three tackles (all solo)...  
**2019 Draft:** Selected by the Denver Broncos in the fifth round (No. 156 overall).

**COLLEGE:** Played in 52 games with 37 starts for the Ducks, finishing his career with 184 tackles (98 solo), 36½ tackles for a loss, 13 sacks, two interceptions, 11 passes defended, eight forced fumbles and three fumble recoveries... Finished his career ranked No. 9 in school history in tackles for a loss... Was tied for No. 1 in the country with eight forced fumbles in 2017-18... Majored in applied econ, business and society...  
**Senior season (2018):** Started all 13 games and led the team with a career-high 14½ tackles for a loss and a career-best 6½ sacks... Was tied for No. 2 in the country with five forced fumbles, the most by a Duck since 2012... Was the only player in the country with at least five sacks, five forced fumbles and an INT on the season... Ranked No. 3 on the team with a career-high 64 tackles (38 solo) while also recording a career-best eight passes defended and an INT... Earned first-team All-Pacific-12 honors from *The Associated Press* and was the defensive MVP in the East-West Shrine Game... Posted a season-high

eight tackles (six solo), two tackles for a loss, a sack, a forced fumble and an INT vs. San Jose State (Sept. 15), becoming the first Oregon player with a sack, a forced fumble and an INT in the same game since 2005...  
**Junior season (2017):** Played in 13 games with 12 starts and finished with 59 tackles (28 solo), 11½ tackles for a loss, 3½ sacks, three forced fumbles and an INT... Was tied for the team lead and tied for No. 2 in the Pac-12 in forced fumbles... Posted his first career INT when he picked off QB Darell Garretson vs. Oregon State (Nov. 25) and returned it 11 yards for a touchdown...  
**Sophomore season (2016):** Started all 12 games after redshirting in 2015 and finished No. 2 on the team in both tackles for a loss (9½) and sacks (3.0)... Posted 51 tackles (27 solo), three QB hits and two passes defended... Registered his first career sack along with six tackles (four solo) at Washington State (Oct. 1)...  
**Freshman season (2014):** Appeared in 14 games, primarily on kickoff coverage, and finished with 10 tackles (five solo), a tackle for a loss, a QB hit and a fumble recovery... Registered three tackles on special teams... Posted a fumble recovery at Oregon State (Nov. 29).

**PERSONAL:** Given name Justin Chance Hollins... Born in Arlington, Texas...  
**High school:** Finished his prep career with 59 tackles (39 solo), 15 tackles for a loss, four sacks, two fumble recoveries and a blocked punt as a senior in his lone season at James W. Martin High School (Arlington, Texas)... Also scored a TD on a 14-yard catch vs. Odessa in addition to registering four tackles and recovering a fumble... Played at Grace Preparatory Academy in Arlington as a junior.

**NFL debut:** at Oakland, 9/9/19

**First NFL start:** at Indianapolis, 9/19/21

**First sack:** vs. Cleveland, 11/3/19 (B. Mayfield)

### CAREER TRANSACTIONS

- 2019 Selected by Denver Broncos in the fifth round (156th overall) of '19 NFL Draft, April 27 (pick obtained from Minnesota for 2018 seventh-round pick and QB Trevor Siemian)... Signed first contract, May 14.
- 2020 Released by Broncos, Sept. 5... Claimed off waivers by Los Angeles Rams, Sept. 6.
- 2021 Placed on injured reserve (pectoral), Sept. 28... Activated from injured reserve, Dec. 13... Placed on reserve/COVID-19, Dec. 15... Activated from reserve/COVID-19, Dec. 18.
- 2022 Released by Rams, Nov. 22... Claimed off waivers by Green Bay Packers, Nov. 23.
- 2023 Re-signed by Packers as an unrestricted free agent, March 23.

### JUSTIN HOLLINS' NFL REGULAR-SEASON DEFENSIVE STATISTICS

YEAR	TEAM	GP	GS	TACKLES							INTERCEPTIONS							ST				MISC																	
				TK	S	A	TFL	YDS	SK	YDS	QBH	NO	YDS	LG	TD	PD	FF	FR	TD	YDS	TK	S	A	FF	FR	S	A												
2019	Broncos	15	0	21	12	9	1	7	1.0	7.0	2	0	0	0	0	2	0	0	0	0	0	0	0	0	0	0	0	0	0	0	0	0	0	0	0				
2020	Rams	16	0	25	16	9	3	15	3.0	37.0	5	0	0	0	1	1	0	0	0	0	0	0	0	0	0	0	0	0	0	0	0	0	0	0	0	0			
2021	Rams	8	2	22	14	8	1	15	2.0	19.0	1	0	0	0	0	1	0	0	0	0	0	0	0	0	0	0	0	0	0	0	0	0	0	0	0	0	0		
2022	Rams	10	5	24	14	10	1	4	1.0	11.0	3	0	0	0	0	1	1	0	0	0	0	0	0	0	0	0	0	0	0	0	0	0	0	0	0	0	0	0	
2022	Packers	6	0	9	4	5	3	14	2.5	15.5	4	0	0	0	0	0	0	0	0	0	0	0	0	0	0	0	0	0	0	0	0	0	0	0	0	0	0	0	0
2022	TOTAL	16	5	33	18	15	4	18	3.5	26.5	7	0	0	0	0	1	1	0	0	0	0	0	0	0	0	0	0	0	0	0	0	0	0	0	0	0	0	0	
NFL TOTALS		55	7	101	60	41	9	55	9.5	89.5	15	0	0	0	0	3	3	1	0	0	0	0	0	0	0	0	0	0	0	0	0	0	0	0	0	0	0	0	0

### JUSTIN HOLLINS' NFL POSTSEASON DEFENSIVE STATISTICS

YEAR	TEAM	GP	GS	TACKLES							INTERCEPTIONS							ST				MISC																					
				TK	S	A	TFL	YDS	SK	YDS	QBH	NO	YDS	LG	TD	PD	FF	FR	TD	YDS	TK	S	A	FF	FR	S	A																
2020	Rams	2	0	6	4	2	0	0	0.0	0.0	1	0	0	0	0	0	0	0	0	0	0	0	0	0	0	0	0	0	0	0	0	0	0	0	0	0	0	0	0	0	0		
2021	Rams	4	0	2	1	1	0	0	0.0	0.0	1	0	0	0	0	0	0	0	0	0	0	0	0	0	0	0	0	0	0	0	0	0	0	0	0	0	0	0	0	0	0	0	
NFL TOTALS		6	0	8	5	3	0	0	0.0	0.0	2	0	0	0	0	0	0	0	0	0	0	0	0	0	0	0	0	0	0	0	0	0	0	0	0	0	0	0	0	0	0	0	0

**SINGLE-GAME HIGHS: DEFENSIVE**

<b>Total Tackles</b>	8 vs. Chicago Bears, Sep 12, 2021 6 vs. Jacksonville Jaguars, Sep 29, 2019
<b>Solo Tackles</b>	6 vs. Chicago Bears, Sep 12, 2021 4 vs. Atlanta Falcons, Sep 18, 2022 ...1 more at 4.
<b>Sacks</b>	2.0 vs. Chicago Bears, Sep 12, 2021 1.0 vs. Minnesota Vikings, Jan 01, 2023 ...6 more at 1.0.
<b>Passes Defensed</b>	1 at Seattle Seahawks, Dec 27, 2020 1 vs. Oakland Raiders, Dec 29, 2019 ...1 more at 1.

<b>Forced Fumbles</b>	1 vs. Chicago Bears, Sep 12, 2021 1 at Arizona Cardinals, Dec 06, 2020
<b>Tackles For Loss</b>	2 at Philadelphia Eagles, Nov 27, 2022 1 vs. Minnesota Vikings, Jan 01, 2023 ...6 more at 1.
<b>Special Teams Tackles</b>	2 vs. New England Patriots, Dec 10, 2020 1 vs. San Francisco 49ers, Nov 29, 2020

**2022 GXG REGULAR SEASON (RAMS/PACKERS)**

DATE	OPPONENT	P/S	TK	S	A	SK	YDS	INT	PD	FF	FR
09/08	Bills	P	2	2	0	0.0	0.0	0	0	0	1
09/18	Falcons	S	5	4	1	1.0	11.0	0	0	1	0
09/25	at Cardinals	S	4	2	2	0.0	0.0	0	0	0	0
10/03	at 49ers	S	3	1	2	0.0	0.0	0	0	0	0
10/09	Cowboys	P	2	1	1	0.0	0.0	0	0	0	0
10/16	Panthers	S	3	2	1	0.0	0.0	0	0	0	0
10/30	49ers	P	1	1	0	0.0	0.0	0	0	0	0
11/06	at Buccaneers	S	1	0	1	0.0	0.0	0	0	0	0
11/13	Cardinals	P	2	0	2	0.0	0.0	0	0	0	0
11/20	at Saints	P	1	1	0	0.0	0.0	0	0	0	0
Went from Rams to Packers.											
11/27	at Eagles	P	2	2	0	1.0	5.0	0	0	0	0
12/04	at Bears	P	1	0	1	0.0	0.0	0	0	0	0
12/19	Rams	P	2	1	1	0.5	1.5	0	0	0	0
12/25	at Dolphins	P	3	0	3	0.0	0.0	0	0	0	0
01/01	Vikings	P	1	1	0	1.0	9.0	0	0	0	0
01/08	Lions	P	0	0	0	0.0	0.0	0	0	0	0
<b>2022 TOTALS</b>	<b>16-5</b>		<b>33</b>	<b>18</b>	<b>15</b>	<b>3.5</b>	<b>26.5</b>	<b>0</b>	<b>0</b>	<b>1</b>	<b>1</b>

**2020 GXG REGULAR SEASON (RAMS)**

DATE	OPPONENT	P/S	TK	S	A	SK	YDS	INT	PD	FF	FR
09/13	Cowboys	P	0	0	0	0.0	0.0	0	0	0	0
09/20	at Eagles	P	0	0	0	0.0	0.0	0	0	0	0
09/27	at Bills	P	2	1	1	0.0	0.0	0	0	0	0
10/04	Giants	P	1	1	0	1.0	5.0	0	0	0	0
10/11	at Football Team	P	0	0	0	0.0	0.0	0	0	0	0
10/18	at 49ers	P	2	2	0	0.0	0.0	0	0	0	0
10/26	Bears	P	5	2	3	1.0	8.0	0	0	0	0
11/01	at Dolphins	P	3	1	2	0.0	0.0	0	0	0	0
11/15	Seahawks	P	1	1	0	0.0	0.0	0	0	0	0
11/23	at Buccaneers	P	0	0	0	0.0	0.0	0	0	0	0
11/29	49ers	P	1	1	0	0.0	0.0	0	0	0	0
12/06	at Cardinals	P	3	3	0	1.0	24.0	0	0	1	0
12/10	Patriots	P	3	1	2	0.0	0.0	0	0	0	0
12/20	Jets	P	1	1	0	0.0	0.0	0	0	0	0
12/27	at Seahawks	P	2	1	1	0.0	0.0	0	1	0	0
01/03	Cardinals	P	1	1	0	0.0	0.0	0	0	0	0
<b>2020 TOTALS</b>	<b>16-0</b>		<b>25</b>	<b>16</b>	<b>9</b>	<b>3.0</b>	<b>37.0</b>	<b>0</b>	<b>1</b>	<b>1</b>	<b>0</b>

**2020 GXG POSTSEASON (RAMS)**

01/09	at Seahawks	P	2	2	0	0.0	0.0	0	0	0	0
01/16	at Packers	P	4	2	2	0.0	0.0	0	0	0	0
<b>2020 TOTALS</b>	<b>2-0</b>		<b>6</b>	<b>4</b>	<b>2</b>	<b>0.0</b>	<b>0.0</b>	<b>0</b>	<b>0</b>	<b>0</b>	<b>0</b>

**2021 GXG REGULAR SEASON (RAMS)**

DATE	OPPONENT	P/S	TK	S	A	SK	YDS	INT	PD	FF	FR
09/12	Bears	P	8	6	2	2.0	19.0	0	0	1	0
09/19	at Colts	S	2	2	0	0.0	0.0	0	0	0	0
09/26	Buccaneers	S	2	2	0	0.0	0.0	0	0	0	0
10/03	Cardinals										
10/07	at Seahawks										
10/17	at Giants										
10/24	Lions										
10/31	at Texans										
11/07	Titans										
11/15	at 49ers										
11/28	at Packers										
12/05	Jaguars										
12/13	at Cardinals	P	2	1	1	0.0	0.0	0	0	0	0
12/21	Seahawks	P	3	1	2	0.0	0.0	0	0	0	0
12/26	at Vikings	P	4	1	3	0.0	0.0	0	0	0	0
01/02	at Ravens	P	1	1	0	0.0	0.0	0	0	0	0
01/09	49ers	P	0	0	0	0.0	0.0	0	0	0	0
<b>2021 TOTALS</b>	<b>8-2</b>		<b>22</b>	<b>14</b>	<b>8</b>	<b>2.0</b>	<b>19.0</b>	<b>0</b>	<b>0</b>	<b>1</b>	<b>0</b>

**2021 GXG POSTSEASON (RAMS)**

01/17	Cardinals	P	0	0	0	0.0	0.0	0	0	0	0
01/23	at Buccaneers	P	0	0	0	0.0	0.0	0	0	0	0
01/30	49ers	P	1	0	1	0.0	0.0	0	0	0	0
02/13	at Bengals	P	1	1	0	0.0	0.0	0	0	0	0
<b>2021 TOTALS</b>	<b>4-0</b>		<b>2</b>	<b>1</b>	<b>1</b>	<b>0.0</b>	<b>0.0</b>	<b>0</b>	<b>0</b>	<b>0</b>	<b>0</b>

**2019 GXG REGULAR SEASON (BRONCOS)**

DATE	OPPONENT	P/S	TK	S	A	SK	YDS	INT	PD	FF	FR
09/09	at Raiders	P	0	0	0	0.0	0.0	0	0	0	0
09/15	Bears	P	0	0	0	0.0	0.0	0	0	0	0
09/22	at Packers	P	1	1	0	0.0	0.0	0	0	0	0
09/29	Jaguars	P	6	4	2	0.0	0.0	0	0	0	0
10/06	at Chargers	P	1	0	1	0.0	0.0	0	0	0	0
10/13	Titans	P	0	0	0	0.0	0.0	0	0	0	0
10/17	Chiefs	P	1	1	0	0.0	0.0	0	0	0	0
10/27	at Colts	P	0	0	0	0.0	0.0	0	0	0	0
11/03	Browns	P	2	1	1	1.0	7.0	0	0	0	0
11/17	at Vikings	P	0	0	0	0.0	0.0	0	0	0	0
11/24	at Bills										
12/01	Chargers	P	3	1	2	0.0	0.0	0	0	0	0
12/08	at Texans	P	3	3	0	0.0	0.0	0	1	0	0
12/15	at Chiefs	P	1	0	1	0.0	0.0	0	0	0	0
12/22	Lions	P	1	0	1	0.0	0.0	0	0	0	0
12/29	Raiders	P	2	1	1	0.0	0.0	0	1	0	0
<b>2019 TOTALS</b>	<b>15-0</b>		<b>21</b>	<b>12</b>	<b>9</b>	<b>1.0</b>	<b>7.0</b>	<b>0</b>	<b>2</b>	<b>0</b>	<b>0</b>

**PLANE PIONEERS**

The Packers were the first NFL team to fly to a road game, but the trip didn't exactly go smoothly. On Nov. 14, 1940, the Packers left Green Bay on a 7 a.m. Milwaukee Road train and headed for Chicago, where they were taken by limousine from the depot to the airport to board two United Airlines planes.

This was a Thursday and they were scheduled to play the Giants in New York on Sunday. The Packers' itinerary called for them to leave Chicago at 12:30 p.m. and arrive at LaGuardia Airport at 4:25 p.m. (CST). When a host of photographers showed up at the runway, takeoff time was delayed slightly as the Packers posed for several pictures, including Cecil Isbell lifting a stewardess off the ground and pretending to throw her to Don Hutson.

Once in the air, things went smoothly until the planes had to land in Cleveland for refueling. With LaGuardia under a heavy fog, the decision was then made to abort the flights. A fleet of taxicabs took the Packers to downtown Cleveland where they ate dinner and sat around a hotel lobby until they could board a New York Central railway sleeper to complete the trip to New York. The Packers finally arrived in New York at 8:30 a.m. on Friday and headed to Central Park to practice.

After losing to the Giants, 7-3, things went better on the trip home. The Packers took off early Monday morning from LaGuardia and landed in Chicago without incident. There they took limousines from the airport to Union Station, where they had an hour wait before catching their train back to Green Bay.



**VETERANS**  
  
**COMMUNITY**  
  
**ADMIN. & COACHES**  
  
**HOLLINS**  
  
**DRAFT & FREE AGENTS**  
  
**REVIEW**  
  
**RECORDS & HISTORY**  
  
**LAMBREAU FIELD**  
  
**MISC.**

# 22 SHEMAR JEAN-CHARLES

CORNERBACK  
APPALACHIAN STATE

Third NFL Season > Third Packers Season



Ht: 5-10 > Wt: 184 > Born: June 20, 1998 > NFL Games Played/Started: 20/0 > Acquired: 05b-21

## PRO HIGHLIGHTS:

- ▶ Saw action in six games in 2022, posting three tackles on special teams, and was inactive for 11 contests, including six due to an ankle injury.
- ▶ Played in 14 games as a rookie in 2021 as a reserve and posted two tackles (both solo) on defense and six tackles on special teams (No. 4 on the team).
- ▶ Selected by the Packers as the second of two picks in the fifth round (No. 178 overall) of the 2021 NFL Draft, becoming the second player out of Appalachian State (LB D.J. Smith, sixth round, 2011) drafted by Green Bay.
- ▶ Became the highest-drafted defensive back out of Appalachian State since Mark LeGree was taken in the fifth round (No. 156 overall) by the Seattle Seahawks in 2011.

**2022 SEASON:** Appeared in six games and posted three tackles on special teams...Was inactive for the other 11 contests, including six due to an ankle injury...**Vs. Chicago (Sept. 18):** Appeared on 13 special teams snaps in his season debut...**At Tampa Bay (Sept. 25):** Appeared on two defensive snaps and on 17 special teams snaps...**Vs. New England (Oct. 2):** Played on 16 special teams snaps and registered a tackle...**Vs. N.Y. Giants (Oct. 9):** Played 11 special teams snaps and recorded a tackle...**At Washington (Oct. 23):** Appeared on seven special teams plays and recorded a tackle.

**2021:** Played in 14 games as a reserve and posted two tackles (both solo) on defense and six tackles on special teams... Was placed on the reserve/COVID-19 list prior to Week 16 vs. Cleveland...Also was inactive (healthy scratch) in Weeks 1-2...**At San Francisco (Sept. 26):** Made his NFL debut, playing 14 snaps on special teams...**Vs. Pittsburgh (Oct. 3):** Played on six defensive snaps and 12 special teams snaps and logged his first career solo tackle on defense...**At Cincinnati (Oct. 10):** Recorded a special teams tackle...**At Chicago (Oct. 17):** Posted a tackle on special teams...**Vs. Seattle (Nov. 14):** Notched a tackle on special teams...**Vs. L.A. Rams (Nov. 28):** Played on 28 special teams snaps and registered a tackle...**Vs. Chicago (Dec. 12):** Played on 24 snaps on special teams and had one tackle...**At Baltimore (Dec. 19):** Played on 18 special teams snaps and recorded a tackle...**Vs. Minnesota (Jan. 2):** Played on nine defensive snaps, recording a solo tackle, and also appeared on 18 special teams snaps...**2021 Draft:** Selected by the Packers as the second of two picks in the fifth round (No. 178 overall).

**COLLEGE:** Played in 50 games with 25 starts, registering 97 tackles (62 solo), 33 passes defended, two interceptions and two forced fumbles...Graduated with a degree in business marketing and business management...**Senior season (2020):** Started all 12 games at CB and led the nation with 17 passes defended...Also registered 37 tackles (24 solo), a forced fumble and an INT...Named a first-team All-American by the Walter Camp Football Foundation, second-team All-American by *Sporting News* and PFF College, and third-team All-American by *Phil Steele's College Football*...Earned first-team All-Sun Belt honors, was named PFF's Sun Belt Player of the Year and was a semifinalist for the Bednarik Award (nation's

## AT A GLANCE ...



- Last name is pronounced John Charles.
- Was limited to just six games last season in part due to an ankle injury.
- Played in 14 games as a rookie in 2021 as a reserve and posted two tackles (both solo) on defense and six tackles on special teams, the fourth most on the team.
- Named a first-team All-American by the Walter Camp Football Foundation, second-team All-American by *Sporting News* and Pro Football Focus College and third-team All-American by *Phil Steele's College Football* after leading the nation with 17 passes defended in 2020.
- Also earned first-team All-Sun Belt honors, was named PFF's Sun Belt Player of the Year and was a semifinalist for the Bednarik Award (nation's top defender) and the Thorpe Award (nation's top defensive back) as a senior.

top defender) and the Thorpe Award (nation's top defensive back)...Named ESPN's No. 3 breakout player in 2020 (behind BYU QB Zach Wilson and Alabama QB Mac Jones)...According to PFF, recorded a higher forced-incompletion rate (34.6 pct.) than catch rate allowed (32.7 pct.)...Targeted 35 times in single coverage and allowed only five catches while forcing 18 incompletions, according to PFF...Part of the only FBS team that allowed its opponents to complete less than 50 percent of its passes (47.9 pct.)...**Junior season (2019):** Appeared in all 14 games and made 13 starts at CB...Named third-team All-Sun Belt by PFF College...Tied for No. 8 on the team with a career-high 45 tackles (30 solo) and was No. 2 on the team with 10 passes defended (tied for No. 10 in the Sun Belt) while also recording a forced fumble, an INT and a tackle for a loss...Opened the season with three-plus tackles in six of the first seven contests...Tallied multiple passes defended in three games...**Sophomore season (2018):** Appeared in 11 games, contributing on special teams and as the third CB...Totaled five tackles (three solo) and four passes defended...**Redshirt freshman season (2017):** Played in 13 games, appearing as the team's third CB in nickel situations...Finished the season with 10 tackles (five solo) and two passes defended.

**PERSONAL:** Given name Shemar Samson Jean-Charles... Last name is pronounced John Charles...Born in Miami, Fla...**High school:** Named second-team All-Broward County by the *Miami Herald* as a senior at Miramar (Fla.) High School... Selected to represent Broward County in the 2015 Dade vs. Broward all-star game...**Community involvement:** Works with Alzheimer's Association, including participating in the GET one, GIVE one blanket campaign that raised more than \$14,000 and over 300 blankets for senior-care communities across Wisconsin...Was part of the App State Black Student Athletes Association and the Unity Council.



**NFL debut:** at San Francisco, 9/26/22

**CAREER TRANSACTIONS**

- 2021 Selected by Green Bay Packers as the second of two picks in the fifth round (No. 178 overall) of '21 NFL Draft, May 1...Signed first contract, May 14...Placed on reserve/COVID-19, Dec. 25...Activated from reserve/COVID-19, Dec. 31.

**SHEMAR JEAN-CHARLES' NFL REGULAR-SEASON DEFENSIVE STATISTICS**

YEAR	TEAM	GP	GS	TACKLES					INTERCEPTIONS					ST			MISC								
				TK	S	A	TFL	YDS	SK	YDS	QBH	NO	YDS	LG	TD	PD	FF	FR	TD	YDS	TK	S	A	FF	FR
2021	Packers	14	0	2	2	0	0	0.0	0.0	0	0	0	0	0	0	0	0	0	6	3	3	0	0	0	0
2022	Packers	6	0	0	0	0	0	0.0	0.0	0	0	0	0	0	0	0	0	0	3	2	1	0	0	0	0
<b>NFL TOTALS</b>		<b>20</b>	<b>0</b>	<b>2</b>	<b>2</b>	<b>0</b>	<b>0</b>	<b>0.0</b>	<b>0.0</b>	<b>0</b>	<b>0</b>	<b>0</b>	<b>0</b>	<b>0</b>	<b>0</b>	<b>0</b>	<b>0</b>	<b>9</b>	<b>5</b>	<b>4</b>	<b>0</b>	<b>0</b>	<b>0</b>	<b>0</b>	

**SHEMAR JEAN-CHARLES' NFL POSTSEASON DEFENSIVE STATISTICS**

YEAR	TEAM	GP	GS	TACKLES					INTERCEPTIONS					ST			MISC									
				TK	S	A	TFL	YDS	SK	YDS	QBH	NO	YDS	LG	TD	PD	FF	FR	TD	YDS	TK	S	A	FF	FR	S
2021	Packers	1	0	0	0	0	0	0.0	0.0	0	0	0	0	0	0	0	0	0	0	0	0	0	0	0	0	0
<b>NFL TOTALS</b>		<b>1</b>	<b>0</b>	<b>0</b>	<b>0</b>	<b>0</b>	<b>0</b>	<b>0.0</b>	<b>0.0</b>	<b>0</b>	<b>0</b>	<b>0</b>	<b>0</b>	<b>0</b>	<b>0</b>	<b>0</b>	<b>0</b>	<b>0</b>	<b>0</b>	<b>0</b>	<b>0</b>	<b>0</b>	<b>0</b>	<b>0</b>	<b>0</b>	

**SINGLE-GAME HIGHS: DEFENSIVE**

- Total Tackles** 1 vs. Minnesota Vikings, Jan 02, 2022  
1 vs. Pittsburgh Steelers, Oct 03, 2021
- Solo Tackles** 1 vs. Minnesota Vikings, Jan 02, 2022  
1 vs. Pittsburgh Steelers, Oct 03, 2021
- Special Teams Tackles** 1 at Washington Commanders, Oct 23, 2022  
1 vs. New England Patriots, Oct 02, 2022  
...6 more at 1.

**2022 GXG REGULAR SEASON (PACKERS)**

DATE	OPPONENT	P/S	TK	S	A	SK	YDS	INT	PD	FF	FR	
09/11	at Vikings		INACTIVE									
09/18	Bears	P	0	0	0	0.0	0.0	0	0	0	0	
09/25	at Buccaneers	P	0	0	0	0.0	0.0	0	0	0	0	
10/02	Patriots	P	0	0	0	0.0	0.0	0	0	0	0	
10/09	Giants	P	0	0	0	0.0	0.0	0	0	0	0	
10/16	Jets	P	0	0	0	0.0	0.0	0	0	0	0	
10/23	at Commanders	P	0	0	0	0.0	0.0	0	0	0	0	
10/30	at Bills		INACTIVE/INJURY									
11/06	at Lions		INACTIVE/INJURY									
11/13	Cowboys		INACTIVE/INJURY									
11/17	Titans		INACTIVE/INJURY									
11/27	at Eagles		INACTIVE/INJURY									
12/04	at Bears		INACTIVE/INJURY									
12/19	Rams		INACTIVE									
12/25	at Dolphins		INACTIVE									
01/01	Vikings		INACTIVE									
01/08	Lions		INACTIVE									
<b>2022 TOTALS</b>		<b>6-0</b>	<b>0</b>	<b>0</b>	<b>0</b>	<b>0.0</b>	<b>0.0</b>	<b>0</b>	<b>0</b>	<b>0</b>	<b>0</b>	

**2021 GXG REGULAR SEASON (PACKERS)**

DATE	OPPONENT	P/S	TK	S	A	SK	YDS	INT	PD	FF	FR	
09/12	at Saints		INACTIVE									
09/20	Lions		INACTIVE									
09/26	at 49ers	P	0	0	0	0.0	0.0	0	0	0	0	
10/03	Steelers	P	1	1	0	0.0	0.0	0	0	0	0	
10/10	at Bengals	P	0	0	0	0.0	0.0	0	0	0	0	
10/17	at Bears	P	0	0	0	0.0	0.0	0	0	0	0	
10/24	Football Team	P	0	0	0	0.0	0.0	0	0	0	0	
10/28	at Cardinals	P	0	0	0	0.0	0.0	0	0	0	0	
11/07	at Chiefs	P	0	0	0	0.0	0.0	0	0	0	0	
11/14	Seahawks	P	0	0	0	0.0	0.0	0	0	0	0	
11/21	at Vikings	P	0	0	0	0.0	0.0	0	0	0	0	
11/28	Rams	P	0	0	0	0.0	0.0	0	0	0	0	
12/12	Bears	P	0	0	0	0.0	0.0	0	0	0	0	
12/19	at Ravens	P	0	0	0	0.0	0.0	0	0	0	0	
12/25	Browns		RESERVE/COVID-19									
01/02	Vikings	P	1	1	0	0.0	0.0	0	0	0	0	
01/09	at Lions	P	0	0	0	0.0	0.0	0	0	0	0	
<b>2021 TOTALS</b>		<b>14-0</b>	<b>2</b>	<b>2</b>	<b>0</b>	<b>0.0</b>	<b>0.0</b>	<b>0</b>	<b>0</b>	<b>0</b>	<b>0</b>	

**2021 GXG POSTSEASON (PACKERS)**

01/22	49ers	P	0	0	0	0.0	0.0	0	0	0	0
<b>2021 TOTALS</b>		<b>1-0</b>	<b>0</b>	<b>0</b>	<b>0</b>	<b>0.0</b>	<b>0.0</b>	<b>0</b>	<b>0</b>	<b>0</b>	<b>0</b>

**PACKERS' LONGEST WINNING AND LOSING STREAKS, VS. ONE OPPONENT**

**WINNING STREAKS, ALL-TIME**

15	Chicago Cardinals	1937-46
10	Detroit	1940-45
	Chicago Bears	1994-98
	Detroit	2005-10
9	Philadelphia	1933-36
	Pittsburgh Pirates/Steelers	1933-46
	San Francisco	1996-2010

**WINNING STREAKS, ACTIVE**

8	Chicago	2019-22
	Oakland/Las Vegas	1990-2019
4	Cleveland	2009-21
3	Dallas	2017-2022
	Houston	2012-20
	Jacksonville	2012-20
	Miami	2014-22

**LOSING STREAKS, ALL-TIME**

11	L.A. Rams	1948-53
	Detroit	1949-54
8	Miami	1971-94
	Chicago Bears	1985-88
7	Chicago Cardinals	1946-49
	San Francisco	1951-54
	Minnesota	1975-78

**LOSING STREAKS, ACTIVE**

3	Detroit	2021-22
	Indianapolis	2012-20

\* Regular-season games only

# 74 ELGTON JENKINS

GUARD/TACKLE  
MISSISSIPPI STATE

Fifth NFL Season > Fifth Packers Season

2020, 2022 PRO BOWL



Ht: 6-5 > Wt: 311 > Born: December 26, 1995 > NFL Games Played/Started: 55/53 > Acquired: D2-19

## PRO HIGHLIGHTS:

> Appeared in 55 games with 53 starts in his first four seasons and started games at four different positions on the line (36 at LG, eight at LT, six at RT, three at C).

> Started all 15 games he appeared in last season (10 at LG and five at RT), earning Pro Bowl recognition for the second time in the last three seasons (replacement for Eagles G Landon Dickerson).

> In 2021, started at LT in all eight games he appeared in (Weeks 1-2, 6-11) before sustaining a season-ending knee injury at Minnesota in Week 11.

> Was selected to his first career Pro Bowl in 2020, becoming just the third offensive lineman in team history to be named to the Pro Bowl within his first two seasons in the NFL (Deral Teteak, 1952; Charley Brock, 1940).

> Was part of a line that allowed one sack or zero sacks in a league-best 13 games in 2020, tied for the most in a season in team history (2004). Helped the Packers rank tied for No. 2 in the NFL in sacks allowed (21), the fourth fewest by Green Bay in a 16-game season.

> Played in all 16 games and started the final 14 contests of the season at left guard as a rookie in 2019, taking over for injured G Lane Taylor in Week 3.

> Was named to the PFWA All-Rookie team, only the second Packers guard to be selected since 1974 (Daryn Colledge, 2006).

> Helped clear the way for RB Aaron Jones, who posted 1,084 rushing yards and a career-best 16 rushing TDs, which was tied for the NFL lead in 2019 and was the second most in team history behind only FB Jim Taylor (19 in 1962).

> Selected by the Packers in the second round (No. 44 overall) of the 2019 NFL Draft, becoming just the second Mississippi State offensive lineman since 2000 to be selected in the first two rounds of the draft (Packers T Derek Sherrod, first round, 2011).

**2022 SEASON:** Started all 15 games he appeared in, making 10 starts at LG (Weeks 7, 9-13, 15-18) and five at RT (Weeks 2-6)...Was inactive for two contests due to injury (Week 1, Week 8)...Part of a line that helped the Packers rank No. 7 in the NFL in sacks allowed (32), including just 17 in Weeks 7-18, tied for the third fewest in the league over that span...**Vs. Chicago (Sept. 18):** Made his second career start at RT and appeared on all 68 snaps in his first action since Week 11 in 2021. Helped the Packers rack up 203 yards on 38 carries (5.3 avg.), their first 200-yard rushing game since Dec. 27, 2020, vs. Tennessee (37-234)...**Vs. New England (Oct. 2):** Started at RT and played all 73 snaps as the line helped the offense rack up a season-high 443 yards and allowed only one sack of QB Aaron Rodgers for the second straight game...**At Washington (Oct. 23):** Started at LG and played all 54 snaps, part of a line that did not allow a sack on the afternoon...**Vs. Dallas (Nov. 13):** Started at LG and played all 64 snaps, helping Green Bay post 30-plus points (31), 400-plus total yards (415) and 200-plus rushing yards (207) for the first time since Dec. 27, 2020, vs. Tennessee...**Vs. L.A. Rams (Dec. 19):** Started at LG and played all 71 snaps as the offense posted season highs in first downs (27) and time of possession (37:19)...**Vs. Minnesota**

## AT A GLANCE ...



- Appeared in 55 games with 53 starts in his first four seasons and started games at four different positions on the line (36 at LG, eight at LT, six at RT, three at C).
- Started all 15 games he appeared in last season (10 at LG and five at RT), earning Pro Bowl recognition for the second time in the last three seasons (replacement for Eagles G Landon Dickerson).
- Was selected to his first career Pro Bowl in 2020, becoming just the third offensive lineman in team history to be named to the Pro Bowl within his first two seasons in the NFL (Deral Teteak, 1952; Charley Brock, 1940).
- Started games at three different positions in 2020 (12 at LG, three at C, one at RT), becoming the first Green Bay offensive lineman to start a game at guard, center and tackle in the same season since the 1970 AFL-NFL merger.
- Was part of a line that allowed one sack or zero sacks in a league-best 13 games in 2020, tied for the most in a season in team history (2004).
- Was named to the PFWA All-Rookie team in 2019, only the second Packers guard to be selected since 1974 (Daryn Colledge, 2006), after appearing in all 16 games with 14 starts at LG.
- Selected by the Packers in the second round (No. 44 overall) of the 2019 NFL Draft out of Mississippi State, where he opened games at four different spots on the line (26 at C, five at LT, two at LG, one at RT).

**(Jan. 1):** Started at LG and played 56 of 63 snaps, departing the game midway through the fourth quarter with the Packers holding a 41-10 lead. Part of a line that allowed just one sack of Rodgers and cleared the way for Jones' 111 rushing yards on just 14 carries (7.9 avg.).

**2021:** Started at LT in all eight games he appeared in (Weeks 1-2, 6-11)...Was inactive (ankle) in Weeks 3-5...Was placed on injured reserve (knee) on Nov. 23...**At New Orleans (Sept. 12):** Started at LT for the first time in his career and appeared on all 57 snaps...**At San Francisco (Sept. 26):** Inactive due to an ankle injury, his first NFL game missed due to injury as his streak of 34 consecutive regular-season games played came to an end...**At Minnesota (Nov. 21):** Started at LT and played 49 of 59 snaps, departing the game early in the fourth quarter after sustaining a significant knee injury. Helped the offense rack up 467 yards of offense as Rodgers connected on 23 of 33 passes for a season-high 385 yards and four TDs with no INTs (148.4 rating).

**2020:** Started all 16 games, opening 12 at LG (Weeks 2-4, 6-12, 16-17), three at C (Weeks 13-15) and one at RT (Week 1)...Was selected to his first career Pro Bowl, becoming just the third offensive lineman in franchise history to make the Pro Bowl within his first two seasons in the NFL (Teteak, 1952; Brock, 1940)...Became the first Green Bay offensive lineman to start games at guard, center and tackle in the same season since the 1970 merger...Saw action at four different spots on the line (LT, LG, C, RT) and helped the Packers rank tied for No. 2 in the NFL in sacks allowed (21), the fourth fewest by Green Bay in a season with 16-plus games...Part of a line that allowed

one sack or zero sacks in a league-best 13 games, tied for the most in team history (2004), including four zero-sack games, the most by Green Bay since 2008 (four)...Helped the Packers rank No. 1 in scoring (31.8 ppg), giveaways (franchise-record 11), zero-giveaway games (team-record 10), red-zone TD percentage (team-record 80.0) and time of possession (32:29), No. 2 in third-down percentage (team-record 49.4), No. 5 in total offense (389.0 ypg) and yards per play (6.29), No. 8 in rushing offense (132.4 ypg), No. 9 in passing offense (256.6 ypg) and No. 7 in rushing average (4.78)...Helped protect Rodgers as he led the NFL in passer rating (121.5), passing TDs (team-record 48), completion percentage (team-record 70.7) and interception percentage (0.95), the first NFL quarterback to lead the league in all four categories since Steve Young in 1992, on his way to earning league MVP honors...Also started both playoff games at LG...**At Minnesota (Sept. 13):** Started at RT for the first time in his career, appearing on the first 32 snaps of the game there before moving back to LG after an injury to Lucas Patrick (shoulder). Played the final 46 snaps of the game at LG, helping the Packers register their first game in franchise history with 40-plus points, 500-plus yards, 30-plus first downs and no turnovers...**Vs. Detroit (Sept. 20):** Started at LG and helped clear holes for Jones' career-high 168 rushing yards and two TDs on 18 carries (9.3 avg.) as he finished with a career-best 236 yards from scrimmage, the third most in a game in franchise history. Part of an offense that racked up a season-high 259 rushing yards on 35 attempts (7.4 avg.), the top yardage total by Green Bay since Dec. 28, 2003, vs. Denver (262 yards on 34 carries)...**At San Francisco (Nov. 5):** Started at LG before taking over at LT in the second half with Billy Turner moving to RT in place of an injured Rick Wagner (knee). Played C for the final four snaps of the game, his first NFL action at the position...**At Indianapolis (Nov. 22):** Appeared on all 60 snaps, starting at LG and playing the first 10 snaps of the game there before moving to C due to an injury to C Corey Linsley (back). Played the final 50 snaps of the game at center, the most significant action of his NFL career to that point at the position...**Vs. Philadelphia (Dec. 6):** Started at C for the first time in his career and played all 61 snaps, blocking for Jones as he posted 130 yards on just 15 carries (8.7 avg.), highlighted by a career-long 77-yard TD run in the fourth quarter as Jones became the first player in team history to have two TD runs of 75-plus yards in a season.

**2019:** Appeared in all 16 games and started the final 14 contests at LG as a rookie...Was named to the PFWA All-Rookie team, only the second Packers guard to be selected since 1974 (Colledge, 2006)...Part of an offense that ranked No. 2 in the league in giveaways (13), No. 1 in zero-turnover games (nine) and No. 8 in red-zone TD percentage (64.0)...Helped the offense register 18 rushing TDs on the season (tied for No. 7 in the NFL), the most by the Packers since 2009 (20)...Helped clear the way for Jones, who posted 1,084 rushing yards and a career-best 16 rushing TDs, which was tied for the NFL lead and was the second most in team history behind only Taylor (19 in 1962)...Protected Rodgers as he led the league in interception percentage (0.70) and tied for the league lead with 12 zero-INT games...Started both games at LG in the playoffs...**At Chicago (Sept. 5):** Made his NFL debut, appearing on two plays on special teams...**Vs. Minnesota (Sept. 15):** Saw the first action of his NFL career on offense, appearing on 18 snaps at LG as he rotated in periodically for Lane Taylor...**Vs. Denver (Sept. 22):** Made his first NFL start, opening at LG and playing all 57 snaps in place of an injured Taylor (biceps). Helped the Packers post their first game with zero sacks allowed since Nov. 28, 2016 (at Philadelphia)...**Vs. Philadelphia (Sept. 26):** Helped to protect Rodgers as he threw for 422 yards and two TDs on 34-of-53 passing. Part of an offense that registered season highs for total net yards (491) and first downs (31)...**At Dallas (Oct. 6):** Helped to clear the way for Jones' 182 yards from scrimmage (107 rushing, 75 receiving) as Jones matched the single-game franchise record with four rushing TDs...**Vs. Oakland (Oct. 20):**

Part of an offense that posted a season-high 42 points and 481 total yards, highlighted by Rodgers' season-best 429 passing yards and five TDs with no INTs on 25-of-31 passing as he set a single-game franchise record with a perfect 158.3 passer rating...**At Minnesota (Dec. 23):** Helped clear the way as the Packers posted season highs for rushing yards (184 yards) and time of possession (37:32). Blocked for Jones as he registered a season-high 154 rushing yards and two TDs on 23 carries (6.7 avg.)...**2019 Draft:** Selected by the Packers in the second round (No. 44 overall), becoming just the second Mississippi State offensive lineman since 2000 to be selected in the first two rounds of the draft (Sherrod, first round, 2011).

**COLLEGE:** Played in 49 career contests with 34 starts at Mississippi State, opening games at four different positions on the offensive line (26 at C, five at LT, two at LG, one at RT)...Helped the Bulldogs rank in the top 20 in the country in rushing offense as a junior (No. 11, 251.7 ypg) and as a senior (No. 20, 223.6 ypg)...Earned his degree in industrial technology...**Senior season (2018):** Started all 13 games at C, earning first-team All-America recognition from The Athletic and fourth-team honors from *Phil Steele's College Football*...Was the recipient of the Kent Hull Trophy, awarded annually to the top offensive lineman in the state of Mississippi...Committed just one penalty on the season...Helped the Bulldogs rank No. 2 in the SEC in rushing offense (223.6 ypg, No. 20 in the nation) and yards per carry (5.66, No. 12)...Helped MSU register four 300-yard rushing games for the first time since 2009, the most in the SEC and tied for No. 13 in the FBS...Helped pave the way for four different Bulldogs to combine for an SEC-best 13 individual 100-yard rushing games, led by QB Nick Fitzgerald (seven)...Was selected to play in the Reese's Senior Bowl...Was named to the SEC Fall Academic Honor Roll...Earned SEC Offensive Lineman of the Week honors vs. Louisiana (Sept. 15), his first time winning the award, as he did not allow a single pressure and helped clear the way for the Bulldogs' 331 rushing yards and six TDs on 47 carries (7.0 avg.)...**Junior season (2017):** Started all 13 contests at C, helping the Bulldogs rank No. 2 in the SEC and No. 11 in the country in rushing offense (251.7 ypg)...Part of a line that allowed the fewest sacks in the SEC (13), which was also tied for the fifth fewest in the country as the Bulldogs posted their best mark since 1988...Was named to the SEC Fall Academic Honor Roll...**Sophomore season (2016):** Played in 12 games with five starts, opening three games at LT and two at LG...Helped the Bulldogs rank No. 2 in the SEC in sacks allowed (18)...Part of a line that helped MSU average 230.5 rushing yards per game, which ranked No. 4 in the conference and No. 23 in the country...Started at LG at Ole Miss (Nov. 26) and helped the Bulldogs record their largest Egg Bowl victory (55-20) since 1916 as they registered 457 rushing yards on 47 carries (9.7 avg.)...Helped Fitzgerald run for 258 yards and two TDs on 14 carries, an 18.4-yard average that was the top mark by an SEC player in conference history...Part of a line that cleared the way for the Bulldogs to produce a 200-yard rusher (Fitzgerald) and a 100-yard rusher (RB Aeris Williams) for the first time in school history...**Redshirt freshman season (2015):** Appeared in 11 games with three starts, opening two games at LT and one contest at RT...Made his first collegiate start vs. Troy (Oct. 10), opening at LT as part of a line that did not allow a sack in the 45-17 win...Started at RT at Arkansas (Nov. 21) and blocked for QB Dak Prescott, who accounted for a school-record 554 yards of total offense and an SEC-record-tying seven TDs (five passing, two rushing) as the Bulldogs registered 631 yards of total offense in the 51-50 win.

**PERSONAL:** Given name Elgton Torrance Jenkins Jr. ...First name is pronounced EL-ton...Nickname is "Big E"...Born in Clarksdale, Miss. ...**High school:** Earned second-team 5A all-state honors and first-team all-region recognition as an offensive lineman as a senior at Clarksdale (Miss.) High School in 2013...Helped his team advance to the second round of the MHSAA 5A state playoffs...Played on the offensive and defen-

sive lines, posting 19 tackles and two sacks as a senior...Was selected to play for the North team in the Bernard Blackwell All-Star Football Game following his senior season...Also lettered four years in track (shot put, discus) and two years in basketball...**Community involvement:** Hosted his second

annual youth football camp in Clarksdale, Miss., in June 2023 along with high school teammate J.T. Gray...Visited hospitals and schools and participated in an event to benefit The Salvation Army while he was in college.

**NFL debut:** at Chicago, 9/5/19

**First NFL start:** vs. Denver, 9/22/19

### CAREER TRANSACTIONS

- 2019 Selected by Green Bay Packers in the second round (44th overall) of '19 NFL Draft, April 26...Signed first contract, May 13.
- 2021 Placed on injured reserve (knee), Nov. 23.
- 2023 Signed contract extension, Dec. 23.

### ELGTON JENKINS' NFL REGULAR-SEASON STATISTICS

DATE	TEAM	GP	GS
2019	Packers	16	14
2020	Packers	16	16
2021	Packers	8	8
2022	Packers	15	15
<b>NFL TOTALS</b>		<b>55</b>	<b>53</b>

### ELGTON JENKINS' NFL POSTSEASON STATISTICS

DATE	TEAM	GP	GS
2019	Packers	2	2
2020	Packers	2	2
<b>NFL TOTALS</b>		<b>4</b>	<b>4</b>

## NAMES ON THE FAÇADE

The names gracing the east and west façades are among the more awe-inspiring features of Lambeau Field's bowl. The names represent the 28 men who have been inducted into the Pro Football Hall of Fame primarily for their years spent with the Green Bay Packers.

Of the 28 names, 25 were players. Earl "Curly" Lambeau and Vince Lombardi were inducted as coaches. Ron Wolf was inducted into Canton in 2015 as a general manager. Safety LeRoy Butler's name was added to the façade during the 2022 season, following his induction into the Pro Football Hall of Fame.

Four of the names were charter inductees of the Pro Football Hall of Fame in 1963: Lambeau, Don Hutson, Robert "Cal" Hubbard and John "Blood" McNally.

Hutson, Hubbard and Blood played during the Lambeau era, as did Clarke Hinkle, Mike Michalske, Arnie Herber and Tony Canadeo. Dillon played from 1952-59.

Of the 25 players, 12 of them spent their prime playing for Lombardi: Jim Taylor, Forrest Gregg, Bart Starr, Ray Nitschke, Herb Adderley, Willie Davis, Jim Ringo, Paul Hornung, Willie Wood, Henry Jordan, Dave Robinson and Kramer.

James Lofton's, Reggie White's, Brett Favre's, Charles Woodson's and LeRoy Butler's Packers careers were played in later eras.


In deference to the Pro Football Hall of Fame, the names appear on the façade as they do on their busts in Canton with nicknames or adopted names included in quotation marks. That's why John "Blood" McNally is listed as he is. While McNally was his given name, he never used it during his playing career, even to sign his contracts. Nor did the name McNally ever appear in a Packers program or press book, or in newspaper coverage of the day. He was simply Johnny Blood, one of the most magical names in sports in the 1920s and 1930s.

The years listed are only the years the players spent with the Packers. Only 10 of the inductees spent their entire NFL careers with the Packers: Hutson, Hinkle, Canadeo, Dillon, Starr, Nitschke, Hornung, Wood, Kramer and Butler. Lombardi was inducted in Canton only as a coach. That's why the years listed under his name don't include 1968, when he served strictly as Green Bay's general manager.

In 2021, the Packers honored the late former general manager Ted Thompson by installing his name on the Lambeau Field façade to honor his contributions to the organization's success and recognize his legacy.

The names are arranged on the façade in no particular order.

Also gracing the interior walls of the Lambeau Field bowl are the years of the Packers' NFL-record 13 world championships and the team's retired numbers. Favre's No. 4, which was retired July 18, 2015, when he was inducted into the Packers Hall of Fame, was unveiled on the façade next to the five other retired numbers during Green Bay's home game against the Chicago Bears on Thanksgiving, Nov. 26, 2015.







# AARON JONES 33

RUNNING BACK  
TEXAS-EL PASO

Seventh NFL Season > Seventh Packers Season



2020

Ht: 5-9 > Wt: 208 > Born: December 2, 1994 > NFL Games Played/Started: 86/74 > Acquired: D5b-17

## PRO HIGHLIGHTS:

- > Is one of only three players in NFL history to post 5,000-plus rushing yards and 60-plus scrimmage TDs and average 5.0-plus yards per carry in their first six seasons (2017-22), joining RB Jim Brown (1957-62) and RB Adrian Peterson (2007-12).
- > Among RBs with 850-plus career carries, ranks No. 4 in league history with an average of 5.11 yards per carry.
- > Is one of only six players in NFL history to post 5,000-plus rushing yards (5,284), 40-plus rushing TDs (43), 200-plus receptions (242) and 15-plus receiving TDs (17) in his first six seasons in the league (Marcus Allen, Roger Craig, Chuck Foreman, Alvin Kamara, Thurman Thomas).
- > Is one of only three players in the NFL (Nick Chubb, Josh Jacobs) to post 1,150-plus yards from scrimmage and seven-plus scrimmage TDs each of the last four seasons (2019-22).
- > Ranks No. 3 in franchise history in both rushing yards (5,284) and 100-yard rushing games (17) and No. 4 in rushing TDs (43).
- > Ranks No. 4 in the league in TDs from scrimmage (47) since 2019.
- > Has posted three 1,000-yard rushing seasons on fewer than 250 carries, tied for the second most in league history behind only Packers FB Jim Taylor (four).
- > Is one of only two RBs in the NFL (Chargers RB Austin Ekeler) with 45-plus catches and multiple TD receptions each of the last four seasons (2019-22).
- > Posted a career-high 1,121 rushing yards and matched his career best with five 100-yard rushing games in 2022.
- > Ranked No. 4 in the league with 1,104 rushing yards and nine TDs on 201 carries (5.49 avg.) in 2020, setting a single-season franchise mark for yards per carry (min. 200 att.) as he surpassed Taylor's mark of 5.42 yards per carry in 1962 (272-1,474).
- > Was tied for the NFL lead in rushing TDs (16) in 2019, the second most in team history behind only Taylor (19 in 1962), and was tied for the league lead with 19 total TDs, which tied for the second most in franchise annals behind only RB Ahman Green (20 in 2003).
- > Ranked No. 1 in the league in yards per carry (5.47) in 2018 (min. 100 att.), the first Packer to lead the league in the category since the NFL went to a 16-game schedule in 1978.
- > Among players with 100-plus carries, holds two of the top three single-season marks in team history for yards per carry (5.49 in 2020 and 5.47 in 2018).
- > Has been named the NFC Offensive Player of the Week twice in his career (Weeks 5 and 8 in 2019).
- > Was selected by the Packers with the second of two fifth-round picks (No. 182 overall) in 2017, a compensatory pick awarded to the team.

**2022 SEASON:** Started all 17 games and led the team with a career-high 1,121 rushing yards and two TDs on 213 carries (5.3 avg.)...Was named a Pro Bowl alternate...Among RBs, ranked No. 2 in the NFL in yards per carry and No. 9 in rush-

## AT A GLANCE ...



- Is one of only three players in NFL history to post 5,000-plus rushing yards and 60-plus scrimmage TDs and average 5.0-plus yards per carry in their first six seasons (2017-22), joining RB Jim Brown (1957-62) and RB Adrian Peterson (2007-12).
- Among RBs with 850-plus career carries, ranks No. 4 in league history with an average of 5.11 yards per carry.
- Is one of only six players in NFL history to post 5,000-plus rushing yards (5,284), 40-plus rushing TDs (43), 200-plus receptions (242) and 15-plus receiving TDs (17) in his first six seasons in the league (Marcus Allen, Roger Craig, Chuck Foreman, Alvin Kamara, Thurman Thomas).
- Is one of only three players in the NFL (Nick Chubb, Josh Jacobs) to post 1,150-plus yards from scrimmage and seven-plus scrimmage TDs each of the last four seasons (2019-22).
- Ranks No. 3 in franchise history in both rushing yards (5,284) and 100-yard rushing games (17) and No. 4 in rushing TDs (43).
- Ranked No. 4 in the league with 1,104 rushing yards and nine TDs on 201 carries (5.49 avg.) in 2020, setting a single-season franchise mark for yards per carry (min. 200 att.) as he surpassed FB Jim Taylor's mark of 5.42 yards per carry in 1962 (272-1,474).
- Was tied for the NFL lead in rushing TDs (16) in 2019, the second most in team history behind only Taylor (19 in 1962), and was tied for the league lead with 19 total TDs, which tied for the second most in franchise annals behind only RB Ahman Green (20 in 2003).

ing yards...Was tied for No. 2 in the NFL with three games of 130-plus rushing yards on the season...Matched his career high with five 100-yard rushing games on the season (also 2019), tied for No. 4 in the NFL...Had a career-best 31 runs of 10-plus yards, tied for No. 7 in the NFL and the most by a Packer since RB Eddie Lacy (38) in 2014...Was tied for No. 2 on the team with a career-high 59 receptions for 395 yards (6.7 avg.) and five TDs (tied for No. 2 on the team)...Ranked No. 6 in the league among RBs in receptions...His 59 receptions were the most by a Green Bay RB since Green had 62 in 2001...Joined RB Christian McCaffrey as the only players in the NFL with 1,100-plus rushing yards, 55-plus receptions and five-plus receiving TDs and became the first player in team history to hit all of those marks in the same season...**At Minnesota (Sept. 11):** Led the team with 49 rushing yards on just five carries (9.8 avg.), including a 29-yard run early in the third quarter. Brought his career rushing total to 4,212 yards as he moved past Tony Canadeo (4,197) for No. 4 on the team's all-time rushing list...**Vs. Chicago (Sept. 18):** Posted a team-high 132 rushing yards and a TD on just 15 carries (8.8 avg.) as he became the first Packer in team history (since 1950) to register three career games with 130-plus rushing yards on 15 or fewer carries...**Vs. New England (Oct. 2):** Led the team with 110 rushing yards on 16 carries (6.9 avg.), his 11th career 100-yard rushing game on 20 or fewer attempts, the most in team history (since 1950) as he moved past Taylor (10)...**At Washington (Oct. 23):** Led the team with a career-high nine receptions for 53 yards (5.9 avg.) and two TDs (4, 21 yards), becoming the first RB in team history to post multiple receiving TDs and nine-plus catches in a game. His nine receptions were the most by a Green Bay RB in a game since Green registered nine vs. Tampa Bay on Dec. 24, 2000...**At Buffalo (Oct. 30):** Finished with a

VETERANS

COMMUNITY

ADMIN. & COACHES

JONES

DRAFT & FREE AGENTS

2022 REVIEW

RECORDS & HISTORY

LAMBEAU FIELD

MISC.

season-high 143 rushing yards on 20 carries (7.2 avg.), including four runs of 10-plus yards (32, 13, 11, 11)...**Vs. Dallas (Nov. 13):** Led the team with 138 rushing yards and a TD on 24 carries (5.8 avg.), his second-most carries in a game in his career...**Vs. L.A. Rams (Dec. 19):** Led the team with 90 rushing yards on 17 carries (5.3 avg.), bringing his career total to 5,100 rushing yards as he moved past RB John Brockington (5,024) for No. 3 on the all-time franchise list...**Vs. Minnesota (Jan. 1):** Led the team with 111 rushing yards on just 14 carries (7.9 avg.), including three runs of 10-plus yards (31, 14, 11).

**2021:** Started all 15 games he appeared in and ranked No. 2 on the team with 799 rushing yards and four TDs on 171 carries (4.7 avg.)...Ranked No. 2 on the team with 52 receptions for 391 yards (7.5 avg.) and six TDs (No. 3 on the team)...Was named a first alternate for the Pro Bowl...His six receiving TDs were the most in a season by a Green Bay RB since Johnny "Blood" McNally had 11 in 1931...Became the first player in team history with four-plus rushing TDs and six-plus receiving TDs in a season...Ranked No. 2 in the NFL among RBs in receiving TDs behind only Ekeker (eight)...**Vs. Detroit (Sept. 20):** Caught six passes for 48 yards (8.0 avg.) and a career-high three TDs along with 67 yards and a TD on 17 carries (3.9 avg.). Became the first Green Bay RB to register three receiving TDs in a game since Andy Uram (vs. Chicago Cardinals, 1942). Added a fourth-quarter rushing TD, giving him four TDs in a game for the second time in his career (four rushing TDs at Dallas in 2019). Became the eighth NFL RB since 1950 with a rushing TD and three-plus receiving TDs in a game. With the four total TDs, tied the single-game Lambeau Field record (last by Panthers RB DeAngelo Williams in 2008). It marked his fourth career game with three-plus total TDs, tied with RB Paul Hornung for No. 3 in team history behind only WR Don Hutson (nine) and Taylor (eight)...**At Cincinnati (Oct. 10):** Started and posted a season-high 103 yards rushing on just 14 carries (7.4 avg.), the fewest attempts in a 100-yard rushing game in his career, highlighted by his 57-yard run to the Cincinnati 18 late in the fourth quarter...**At Arizona (Oct. 28):** Rushed for 59 yards and a TD on 15 carries (3.9 avg.), scoring on a 2-yard TD run early in the second quarter, the 50th TD of his career (40 rushing/10 receiving). Matched his career high with a team-best seven receptions for 51 yards (7.3 avg.)...**Vs. Minnesota (Jan. 2):** Started and led the team with 76 yards on just eight carries (9.5 avg.). Posted two runs of 25-plus yards (28, 27) for the first time in his career. Became the first Packer with 75-plus rushing yards on eight or fewer carries since RB DeShawn Wynn (7-106) vs. Detroit on Dec. 28, 2008...**Vs. San Francisco (NFC Divisional, Jan. 22):** Matched the single-game team postseason record for catches with nine for 129 yards (14.3 avg.), the most receiving yards in a playoff game by an RB in team history. Posted a 75-yard reception down the sideline late in the first half to the San Francisco 14, the third-longest catch in team postseason annals.

**2020:** Started all 14 games he appeared in and ranked No. 4 in the league in rushing with a career-high 1,104 yards and nine TDs on 201 carries (5.49 avg.)...Became the first Packer to finish in the top five in the NFL in rushing yards since Green in 2003 (No. 2)...Set a single-season franchise mark for yards per carry among players with 200-plus attempts, surpassing Taylor's mark of 5.42 yards per carry in 1962 (272-1,474)...Led the NFL in yards per carry among players with 200-plus attempts, the top mark by an NFL running back since Peterson (6.03) and C.J. Spiller (6.01) in 2012...Was selected to his first career Pro Bowl, joining Dorsey Levens (fifth round) as the lowest-drafted Green Bay running backs to be selected to the Pro Bowl...His 201 rushing attempts were the second-fewest carries needed by a 1,100-yard RB in NFL history behind only Chiefs RB Jamaal Charles in 2009 (1,120 yards on 190 carries)...Averaged 20.78 yards on his nine TD runs, No. 1 in the NFL among players with eight-plus rushing TDs in 2020, and the top mark by a Packer since Ryan Grant in 2007 (24.75 on eight TD runs)...Had two TD runs of 75-plus yards, the first

player in franchise history to accomplish that feat in a single season...Had three runs of 50-plus yards on the season, tied with Green (2001 and 2003) for the most by a Packer over the last 40 seasons...Also ranked No. 3 on the team with 47 receptions for 355 yards (7.6 avg.) and two TDs, giving him 11 total TDs on the season...Ranked No. 6 in the league among RBs with 1,459 yards from scrimmage...Among RBs with 175-plus touches, ranked No. 3 in the NFL in yards per touch (5.88 avg.)...Was inactive for two games (Weeks 7-8) due to a calf injury...Also started both postseason games, rushing for 126 yards and a TD on 20 carries (6.3 avg.) along with five receptions for 21 yards (4.2 avg.)...**Vs. Detroit (Sept. 20):** Finished with a career-high 168 yards and two TDs on 18 carries (9.3 avg.) and added 68 yards and a TD on four catches (17.0 avg.), giving him a career-high 236 yards from scrimmage, the third most in a game in team history behind only Billy Howton (257 on Oct. 21, 1956) and Hutson (237 on Nov. 21, 1943). Became the first player in franchise history to have two games with 225-plus yards from scrimmage (226 at Kansas City on Oct. 27, 2019). On the opening play from scrimmage in the second half, took it up the middle for a 75-yard TD run that was the longest by a Packer since Green's 90-yard TD run vs. Dallas on Oct. 24, 2004. Became the first player in team history to post 150-plus rushing yards, two-plus rushing TDs, 65-plus receiving yards and a receiving TD in a game...**At Tampa Bay (Oct. 18):** Scored on a 1-yard run late in the first quarter as he became the first player in team history to score a TD in each of the first five games of the season since Howton in 1952...**Vs. Philadelphia (Dec. 6):** Led the team with 130 rushing yards on just 15 carries (8.7 avg.), highlighted by a career-long 77-yard TD run in the fourth quarter as he became the first player in franchise history to post two TD runs of 75-plus yards in a season. It marked the second time in his career (145/15 vs. Miami in 2018) that he rushed for 125-plus yards on 15 or fewer attempts, joining QB Tobin Rote as the only Packers to have two such games since 1950...**Vs. Carolina (Dec. 19):** Led the team with 145 rushing yards and a TD on 20 carries (7.3 avg.), becoming the first player in team history to have three games in a season with 130-plus rushing yards and a TD on 20 or fewer carries. Joined Garrison Hearst (1998), Barry Sanders (1996) and Franco Harris (1972) as the only NFL players to accomplish that feat in a season since the merger...**Vs. L.A. Rams (NFC Divisional, Jan. 16):** Led the team with 99 rushing yards and a TD on 14 attempts (7.1 avg.), a postseason career high and the most rushing yards by a Packer in a playoff game on fewer than 15 attempts. Became the first player in franchise history to register a rushing TD in three straight playoff games. On the opening play of the second half, posted a 60-yard run to the Los Angeles 15, the third-longest run in a playoff game in team history, one that set up his 1-yard TD run five plays later.

**2019:** Started all 16 games and posted a team-high 1,084 yards rushing on 236 carries (4.6 avg.), the first 1,000-yard rusher for the Packers since Lacy in 2014...Was tied with Henry for the NFL lead in rushing TDs with 16, the first Packer to rank No. 1 in the league in the category since Taylor in 1962...His rushing-TD total ranks No. 2 in single-season franchise history behind only Taylor (19 in 1962)...Was tied with McCaffrey for the league lead in total TDs with 19, tied for the second most in team history behind only Green's 20 in 2003...Became the first Packer since Taylor (1962) to lead the league in total TDs...Posted multiple rushing TDs a league-high five times, tied with Taylor (1962) for the most in a season in team history...Among players with 200-plus carries, ranked No. 7 in the league in yards per attempt...Was tied for No. 6 in the league with five 100-yard rushing games...Ranked No. 2 on the team with 49 receptions for a career-best 474 yards (9.7 avg.) and three TDs...Among RBs, ranked No. 8 in the league in receiving yards and tied for No. 8 in receiving TDs...Led the team and ranked No. 8 in the NFL with a career-high 1,558 yards from scrimmage, the most by a Packers RB since Lacy (1,566) in 2014...Joined Green (2003) as the only players in franchise

history to post 1,500-plus yards from scrimmage and 19-plus TDs in a single season...Was named an alternate for the Pro Bowl...Started both games in the playoffs and led the team with 118 rushing yards and three TDs on 33 carries (3.6 avg.)... Added six receptions for 31 yards (5.2 avg.) and a TD...His four TDs in the playoffs tied Sharpe (1993) for the most in a single postseason in team history and his three rushing TDs tied RBs Edgar Bennett (1996) and Grant (2007) for the most in a single postseason in franchise annals...Brought his season total (including playoffs) to a team-record 23 TDs, topping Green's single-season mark of 22 TDs in 2003...**At Dallas (Oct. 6):** Posted 182 yards from scrimmage (107 rushing, 75 receiving) and tied a single-game franchise record with four rushing TDs (18, 3, 5, 1), becoming the first Packer to do so since Levens (Jan. 2, 2000, vs. Arizona). Became just the fourth NFL player since 1950 to post 100-plus rushing yards, 75-plus receiving yards and four rushing TDs in a game as he joined Gale Sayers, Dub Jones and Shaun Alexander as the only players to accomplish that feat. Became the first NFL player to register four rushing TDs in a game against the Dallas Cowboys. Matched his career high with six carries of 10-plus yards and registered a career-best 10 rushing first downs. Led the team with seven receptions for 75 yards receiving (10.7 avg.). Earned NFC Offensive Player of the Week honors for his performance, his first time winning the award, as he became the first Green Bay RB to earn the honor since Lacy in 2014 (Week 12 at Minnesota)...**At Kansas City (Oct. 27):** Posted a career-high 159 receiving yards and two TDs on seven receptions (22.7 avg.), the second-most receiving yards in a game by a running back in franchise history behind only Uram (174 yards, vs. Chicago Cardinals on Nov. 1, 1942). Added 67 rushing yards on 13 carries (5.2 avg.), giving him a season-best 226 yards from scrimmage, the fifth-best single-game total in team annals and the best mark since Green's 227-yard game vs. Denver on Dec. 28, 2003. His average of 11.3 yards per touch set a single-game franchise mark among RBs with 200-plus yards from scrimmage. Joined Rams RB Todd Gurley (at Tennessee on Dec. 24, 2017) as the only NFL players since 1950 to have 65-plus rushing yards, 150-plus receiving yards, seven-plus receptions and two receiving TDs in a single game. Had two receptions of 50-plus yards, the first Green Bay RB to do so in a game since Paul Hornung posted TD catches of 65 and 50 yards at Baltimore on Dec. 12, 1965. Earned NFC Offensive Player of the Week honors for his performance for the second time on the season...**Vs. Carolina (Nov. 10):** Led the team with 93 rushing yards and three TDs (5, 1, 13 yards) on just 13 carries (7.2 avg.) as he became the first Packer to have multiple games in a season with three-plus rushing TDs since Taylor (three games) in 1962...**At Minnesota (Dec. 23):** Led the team with a season-best 154 rushing yards and two TDs on 23 carries (6.7 avg.), his fifth game on the season with multiple rushing TDs as he tied Taylor's single-season team mark set in 1962. Became the first player in franchise history and the 10th player in NFL history to register a 150-yard rushing game and a 150-yard receiving game in the same season...**At San Francisco (NFC Championship, Jan. 19):** Led the team with 56 yards and a TD on 12 carries (4.7 avg.) and added five receptions for 27 yards (5.4 avg.) and a TD. Became the first player in team history to post two-plus TDs in back-to-back games in a single postseason.

**2018:** Played in 12 games with eight starts and rushed for 728 yards and eight TDs on 133 carries (5.5 avg.) with 26 catches for 206 yards (7.9 avg.) and a TD...His average of 5.47 yards per carry is the second-best single-season mark in franchise history among Packers with 100-plus carries (Gerry Ellis, 5.49 in 1985)...Ranked No. 1 in the league in yards per carry, the first Packer to lead the NFL in that category since the league went to a 16-game schedule in 1978...Ranked No. 1 among NFL running backs in percentage of carries picking up first downs (30.8 percent)...Ranked No. 4 in the league in percentage of carries going for 10-plus yards (16.5 percent)...

Was placed on injured reserve (knee) on Dec. 18...Was on the reserve/suspended list for the first two games of the season...**Vs. Miami (Nov. 11):** Delivered a season-high 145 rushing yards and a season-best two rushing TDs (2 yards, 10 yards) on just 15 carries (9.7 avg.), becoming just the sixth Packer since 1950 to rush for 145-plus yards on 15 or fewer carries and the first since Green had 15 carries for 163 yards vs. Dallas on Oct. 24, 2004. Became the first player in the NFL with 145-plus rushing yards and two-plus rushing TDs on 15 or fewer attempts since Jaguars RB Maurice Jones-Drew (8-177-2) at Tennessee on Nov. 1, 2009. Posted a career-best six runs of 10-plus yards, the most by a Green Bay player since Green had six at Minnesota on Nov. 2, 2003...**At Seattle (Nov. 15):** Led the Packers with 11 carries for 40 yards (3.6 avg.) and a TD and added a season-best five receptions for a season-high 63 yards (12.6 avg.) and a TD. Late in the first half, came out of the backfield and got behind LB Austin Calitro to haul in a 24-yard TD pass from QB Aaron Rodgers, making the catch near the goal line as he posted his first career TD reception...**Vs. Atlanta (Dec. 9):** Posted a team-high 78 rushing yards and a TD on 17 carries (4.6 avg.), making him the first Packer since Green (five games, 2003-04) to register a rushing TD in five consecutive games...**At Chicago (Dec. 16):** Started for the eighth time in nine games, but suffered a knee injury on his fourth carry of the game that would end his season.

**2017:** Played in 12 games with four starts, posting 448 rushing yards and four TDs on 81 carries (5.5 avg.)...Among RBs with 75-plus rushing attempts, ranked No. 2 in the NFL in rushing average behind only Kamara (6.07 avg.)...Registered two 125-yard rushing games, tied for the most in franchise history by a Green Bay rookie (Brockington, 1971; Lacy, 2013)...Was tied for No. 4 in the NFL in 125-yard rushing games, joining Kareem Hunt (three) and Leonard Fournette (two) as the only rookies with at least two 125-yard games in 2017...Added nine receptions for 22 yards (2.4 avg.) and a tackle on special teams...**At Atlanta (Sept. 17):** Made his NFL debut, appearing on eight plays on special teams...**Vs. Chicago (Sept. 28):** Saw the most significant action of his career to that point with injuries to RBs Ty Montgomery and Jamaal Williams and rushed for 49 yards and a TD on 13 carries (3.8 avg.). Following a 58-yard completion from Rodgers to WR Jordy Nelson in the second quarter, took a handoff from Rodgers and scored on a 2-yard run up the middle, his first touchdown in the NFL...**At Dallas (Oct. 8):** With Montgomery (ribs) sidelined, made his first NFL start and rushed for 125 yards and a TD on 19 carries (6.6 avg.). Became the first Green Bay rookie to record a 100-yard rushing game in his first career start since Samkon Gado (103 yards at Atlanta, Nov. 13, 2005). Posted a season-high five carries of 10-plus yards and a season-best seven first downs...**Vs. New Orleans (Oct. 22):** Led the team with a season-high 131 rushing yards and a TD on 17 carries (7.7 avg.), his second 100-yard rushing effort in three games. His 17 carries were the fewest by a Green Bay rookie with 125-plus rushing yards in a game...**At Chicago (Nov. 12):** Started for the third straight game, but was limited to just three carries for 12 yards (4.0 avg.) before sustaining a knee injury on the opening drive that would sideline him for the remainder of the game and the next two contests...**Vs. Tampa Bay (Dec. 3):** Made his return after missing two games and posted a game-winning 20-yard TD run on the eighth offensive play of overtime, his lone carry of the game. It marked Green Bay's first walk-off win in OT on a TD run since RB James Hargrove scored from 7 yards out in a 16-10 overtime win vs. Philadelphia on Oct. 18, 1987 (replacement game)...**2017 Draft:** Selected by the Packers with the second of two fifth-round picks (No. 182 overall), a compensatory pick awarded to the team. Became the first running back to be drafted out of Texas-El Paso since Marcus Thomas in 2008 (fifth round, San Diego) and the first UTEP running back to be selected by the Packers since Ed Smith in 1948 (third round).

**COLLEGE:** Played in 35 games with 32 starts, finishing his career ranked No. 1 in school history in rushing yards (4,114) and 100-yard rushing games (17), No. 2 in rushing TDs (33) and all-purpose yards (4,760), and No. 3 in rushing attempts (658) and points (240)...Set a UTEP career record with five 200-yard rushing games, highlighted by four 200-yard outings in 2016...Earned his degree in multidisciplinary studies...**Redshirt junior season (2016):** Started all 12 games and ranked No. 4 in the country with 1,773 rushing yards, a total that also set the single-season school record...Ranked No. 3 in the nation in rushing yards per game (147.8)...Averaged 7.7 yards on 229 carries, the best mark in the country among players with 150-plus rushing attempts in 2016...Posted 17 rushing TDs, the third most in a season in school annals...Registered seven 100-yard rushing games, including four with 200-plus yards...Earned first-team All-Conference USA honors and was named third-team All-America by *The Associated Press*...Was named to the watch lists for the Earl Campbell Tyler Rose Award, the Maxwell Award and the Doak Walker Award...Produced 120 points, the third most in a season in school history, and scored at least one TD in 11 of 12 games...Added 28 receptions for 233 yards (8.3 avg.) and three TDs...Threw a 3-yard TD pass vs. Old Dominion (Oct. 29) on his only career attempt...Opened the season with 249 yards rushing and two TDs on 31 carries (8.0 avg.) vs. New Mexico State (Sept. 3), including 140 yards in the fourth quarter, a career high...Racked up 228 yards and two TDs on just 14 attempts (16.3 avg.) vs. Houston Baptist (Nov. 5), posting TD runs of 39 and 62 yards...Registered 229 rushing yards and two TDs on 27 carries (8.5 avg.) at Florida Atlantic (Nov. 12), becoming the school's all-time leading rusher as he brought his career total to 3,738 yards and moved past John Harvey (3,576) in the school record book...Posted a career-high 301 rushing yards, the second-best single-game effort in school history, and a career-best four TDs on 24 carries (12.5 avg.) vs. North Texas (Nov. 26), highlighted by TD runs of 83, 48 and 58 yards...**Junior season (2015):** Started the first two games before his season ended due to a significant ankle injury...Received a medical redshirt...Rushed for 209 yards and a TD on 32 attempts (6.5 avg.) and added nine catches for 106 yards (11.8 avg.) and a TD...Opened the season with a career-best 83 receiving yards on six receptions (13.8 avg.) and added 70 yards rushing on 15 carries (4.7 avg.) at Arkansas (Sept. 5)...Gained 139 yards on 17 carries (8.2 avg.) in the first half at Texas Tech (Sept. 12), including a school-record 91-yard TD run, before sustaining a season-ending ankle injury...**Sophomore season (2014):** Started all 12 games he appeared in, earning second-team All-Conference USA recognition after leading the team with 1,321 rushing yards and 11 TDs on 242 carries (5.5 avg.)...Led the team in receiving TDs (three) while ranking second in receptions (30) and receiving yards (293)...Became the first Miner since 2009 to register a 1,000-yard rushing season...Produced six 100-yard rushing games and six multi-TD games...Registered a season-high 237 yards and a season-best three TDs on 22 carries (10.8 avg.) at New Mexico (Aug. 30), including a season-long 73-yard TD run in the second quarter...Became the first sophomore in UTEP history to rush for 200-plus yards in a game...**Freshman season**

**(2013):** Played in nine games with six starts, earning Conference USA All-Freshman team honors...Received honorable mention All-Freshman team recognition from *College Football News* and third-team Freshman All-America honors from *Athlon*...Led the Miners with a freshman-record 811 yards rushing and four TDs on 155 attempts (5.2 avg.)...Ranked No. 2 in the country in rushing yards and rushing yards per game among freshmen prior to sustaining an injury that sidelined him for the final three games...Posted three 100-yard rushing games and six with 90-plus yards...His three 100-yard games were the most by a UTEP freshman since Harvey had four in 1985...Rushed for 127 yards and two TDs on 11 carries (11.5 avg.) vs. New Mexico (Sept. 7) in his collegiate debut, scoring on a 65-yard TD in the third quarter and on an 8-yard TD with 1:19 remaining in the contest to send the game into overtime...Registered a season-high 186 yards rushing on 29 attempts (6.4 avg.) at Rice (Oct. 26), highlighted by a season-long 81-yard run that was the longest by a freshman in school history and the longest by an FBS freshman in 2013.

**PERSONAL:** Given name Aaron LaRae Jones...Born in Savannah, Ga. ...Has a son, Aaron Jr. ...His twin brother, Alvin, who spent parts of 2018-19 with the Baltimore Ravens, was his teammate at UTEP and in high school...His parents, Alvin Sr. and Vurgess, both retired as sergeant majors in the U.S. Army...Was born in Georgia and also lived in Germany, Tennessee and Virginia...**High school:** Rushed for 1,800-plus yards and posted 30 TDs on his way to being named 1-4A Offensive MVP and earning Class 4A all-state recognition as a senior at Burges High (El Paso, Texas)...Was named All-City MVP by the *El Paso Times*...Rushed for 335 yards in a regional playoff win against Wichita Falls Rider...Added 74 tackles (56 solo), an interception and two forced fumbles as a senior at defensive back...Participated in the Greater El Paso All-Star Game...Earned 1-4A District MVP honors as a junior after rushing for 1,400-plus yards and 16 TDs...Earned all-district recognition as a sophomore at WR...Was a four-time letterman in basketball and track and field...Earned all-city honors in basketball from the *El Paso Times*...Was a member of a 4x400 relay team that won the district title and advanced to the state championship...**Community involvement:** Partnered with his brother, Alvin, to establish the A&A All the Way Foundation, which aims to make an impact in the lives of children through charitable giving and action...In May 2023, donated 1,025 pairs of shoes to Wisconsin students and Boys & Girls Club members as part of his "Yards for Shoes" campaign from the 2022 season...Has hosted youth football camps in Green Bay and El Paso...Has signed autographs to help raise money for The Salvation Army during the holidays...Visited the Boys & Girls Club in Green Bay...Participated in the Green Bay Packers Give Back Bowling Event...Had lunch and did a Q&A session with students at the Challenge Academy in Fort McCoy, Wis. ...Worked with special-education students and visited schools while he was in college.

**NFL debut:** at Atlanta, 9/17/17

**First NFL start:** at Dallas, 10/8/17

**First NFL touchdown:** vs. Chicago, 9/28/17 (2-yard run)

**First NFL 100-yard game:** at Dallas, 10/8/17 (125 yards)

### CAREER TRANSACTIONS

- 2017 Selected by Green Bay Packers as second of two choices in the fifth round (182nd overall) of '17 NFL Draft, April 29 (free agency compensatory pick)...Signed first contract, May 5.
- 2018 Placed on reserve/suspended list, Sept. 1...Activated from exempt status, Sept. 19...Placed on injured reserve (knee), Dec. 18.
- 2021 Signed contract extension, March 26.



**AARON JONES' NFL REGULAR-SEASON RUSHING/RECEIVING STATISTICS**

DATE	TEAM	GP	GS	RUSHING					RECEIVING				
				NO.	YDS.	AVG.	LG	TD	NO.	YDS.	AVG.	LG	TD
2017	Packers	12	4	81	448	5.5	46t	4	9	22	2.4	9	0
2018	Packers	12	8	133	728	5.5	67	8	26	206	7.9	24t	1
2019	Packers	16	16	236	1,084	4.6	56t	16	49	474	9.7	67t	3
2020	Packers	14	14	201	1,104	5.5	77t	9	47	355	7.6	30	2
2021	Packers	15	15	171	799	4.7	57	4	52	391	7.5	26	6
2022	Packers	17	17	213	1,121	5.3	36	2	59	395	6.7	30	5
<b>NFL TOTALS</b>		<b>86</b>	<b>74</b>	<b>1,035</b>	<b>5,284</b>	<b>5.1</b>	<b>77t</b>	<b>43</b>	<b>242</b>	<b>1,843</b>	<b>7.6</b>	<b>67t</b>	<b>17</b>

**AARON JONES' NFL POSTSEASON RUSHING/RECEIVING STATISTICS**

DATE	TEAM	GP	GS	RUSHING					RECEIVING				
				NO.	YDS.	AVG.	LG	TD	NO.	YDS.	AVG.	LG	TD
2019	Packers	2	2	33	118	3.6	23	3	6	31	5.2	9t	1
2020	Packers	2	2	20	126	6.3	60	1	5	21	4.2	14	0
2021	Packers	1	1	12	41	3.4	14	0	9	129	14.3	75	0
<b>NFL TOTALS</b>		<b>5</b>	<b>5</b>	<b>65</b>	<b>285</b>	<b>4.4</b>	<b>60</b>	<b>4</b>	<b>20</b>	<b>181</b>	<b>9.1</b>	<b>75</b>	<b>1</b>

**SINGLE-GAME HIGHS: RUSHING/RECEIVING**

<b>Rush Attempts</b>	25 at Detroit Lions, Dec 29, 2019 24 vs. Dallas Cowboys, Nov 13, 2022	<b>Receiving Average</b>	22.7 at Kansas City Chiefs, Oct 27, 2019 18.7 at Philadelphia Eagles, Nov 27, 2022
<b>Rushing Yards</b>	168 vs. Detroit Lions, Sep 20, 2020 154 at Minnesota Vikings, Dec 23, 2019	<b>Longest Receptions</b>	67t at Kansas City Chiefs, Oct 27, 2019 50 at Kansas City Chiefs, Oct 27, 2019
<b>Longest Runs</b>	77t vs. Philadelphia Eagles, Dec 06, 2020 75t vs. Detroit Lions, Sep 20, 2020	<b>Receiving TDs</b>	3 vs. Detroit Lions, Sep 20, 2020 2 at Washington Commanders, Oct 23, 2022 ...1 more at 2.
<b>Rushing TDs</b>	4 at Dallas Cowboys, Oct 06, 2019 3 vs. Carolina Panthers, Nov 10, 2019	<b>All-Purpose Yards</b>	236 vs. Detroit Lions, Sep 20, 2020 226 at Kansas City Chiefs, Oct 27, 2019
<b>Receptions</b>	9 at Washington Commanders, Oct 23, 2022 7 at Arizona Cardinals, Oct 28, 2021 ...2 more at 7.	<b>Most TDs</b>	4 vs. Detroit Lions, Sep 20, 2021 4 at Dallas Cowboys, Oct 06, 2019
<b>Receiving Yards</b>	159 at Kansas City Chiefs, Oct 27, 2019 75 at Dallas Cowboys, Oct 06, 2019		

**2022 GXG REGULAR SEASON (PACKERS)**

DATE	OPPONENT	P/S	RUSHING					RECEIVING				
			NO.	YDS.	AVG.	LG	TD	NO.	YDS.	AVG.	LG	TD
09/11	at Vikings	S	5	49	9.8	29	0	3	27	9.0	22	0
09/18	Bears	S	15	132	8.8	36	1	3	38	12.7	15	1
09/25	at Buccaneers	S	12	36	3.0	10	0	3	11	3.7	8	0
10/02	Patriots	S	16	110	6.9	20	0	3	5	1.7	4	0
10/09	Giants	S	13	63	4.8	11	0	2	17	8.5	9	0
10/16	Jets	S	9	19	2.1	7	0	3	25	8.3	14	0
10/23	at Commanders	S	8	23	2.9	8	0	9	53	5.9	21t	2
10/30	at Bills	S	20	143	7.2	32	0	4	14	3.5	7	0
11/06	at Lions	S	9	25	2.8	9	0	2	20	10.0	15	0
11/13	Cowboys	S	24	138	5.8	30	1	2	18	9.0	11	0
11/17	Titans	S	12	40	3.3	14	0	6	20	3.3	11	0
11/27	at Eagles	S	12	43	3.6	10	0	3	56	18.7	30	1
12/04	at Bears	S	9	26	2.9	11	0	5	24	4.8	9	0
12/19	Rams	S	17	90	5.3	14	0	4	36	9.0	25	1
12/25	at Dolphins	S	6	25	4.2	18	0	2	9	4.5	7	0
01/01	Vikings	S	14	111	7.9	31	0	2	2	1.0	1	0
01/08	Lions	S	12	48	4.0	17	0	3	20	6.7	8	0
<b>2022 TOTALS</b>		17-17	<b>213</b>	<b>1,121</b>	<b>5.3</b>	<b>36</b>	<b>2</b>	<b>59</b>	<b>395</b>	<b>6.7</b>	<b>30</b>	<b>5</b>

**2021 GXG REGULAR SEASON (PACKERS)**

DATE	OPPONENT	P/S	RUSHING					RECEIVING				
			NO.	YDS.	AVG.	LG	TD	NO.	YDS.	AVG.	LG	TD
09/12	at Saints	S	5	9	1.8	3	0	2	13	6.5	7	0
09/20	Lions	S	17	67	3.9	9	1	6	48	8.0	13	3
09/26	at 49ers	S	19	82	4.3	12	1	2	14	7.0	11	0
10/03	Steelers	S	15	48	3.2	15	0	3	51	17.0	26	0
10/10	at Bengals	S	14	103	7.4	57	0	4	6	1.5	5	0
10/17	at Bears	S	13	76	5.8	28	0	4	34	8.5	12t	1
10/24	Football Team	S	6	19	3.2	9	0	5	20	4.0	10	0
10/28	at Cardinals	S	15	59	3.9	16	1	7	51	7.3	19	0
11/07	at Chiefs	S	12	53	4.4	9	0	0	0	0.0	0	0
11/14	Seahawks	S	7	25	3.6	6	0	4	61	15.3	24	0
11/21	at Vikings											
11/28	Rams	S	10	23	2.3	8	0	0	0	0.0	0	0
12/12	Bears	S	5	35	7.0	15	1	3	30	10.0	23t	1
12/19	at Ravens	S	13	58	4.5	11	0	2	12	6.0	9t	1
12/25	Browns	S	12	66	5.5	27	0	5	21	4.2	10	0
01/02	Vikings	S	8	76	9.5	28	0	5	30	6.0	12	0
01/09	at Lions											
<b>2021 TOTALS</b>		15-15	<b>171</b>	<b>799</b>	<b>4.7</b>	<b>57</b>	<b>4</b>	<b>52</b>	<b>391</b>	<b>7.5</b>	<b>26</b>	<b>6</b>

**2021 GXG POSTSEASON (PACKERS)**

01/22	49ers	S	12	41	3.4	14	0	9	129	14.3	75	0
<b>2021 TOTALS</b>		1-1	<b>12</b>	<b>41</b>	<b>3.4</b>	<b>14</b>	<b>0</b>	<b>9</b>	<b>129</b>	<b>14.3</b>	<b>75</b>	<b>0</b>

**2020 GXG REGULAR SEASON (PACKERS)**

DATE	OPPONENT	P/S	RUSHING					RECEIVING				
			NO.	YDS.	AVG.	LG	TD	NO.	YDS.	AVG.	LG	TD
09/13	at Vikings	S	16	66	4.1	15	1	4	10	2.5	6	0
09/20	Lions	S	18	168	9.3	75t	2	4	68	17.0	30	1
09/27	at Saints	S	16	69	4.3	19	1	2	17	8.5	12	0
10/05	Falcons	S	15	71	4.7	23	0	5	40	8.0	23	1
10/18	at Buccaneers	S	10	15	1.5	7	1	3	26	8.7	20	0
10/25	at Texans											
11/01	Vikings											
11/05	at 49ers	S	15	58	3.9	11	0	5	21	4.2	15	0
11/15	Jaguars	S	13	46	3.5	20	0	5	49	9.8	14	0
11/22	at Colts	S	10	41	4.1	15	1	4	30	7.5	14	0
11/29	Bears	S	17	90	5.3	16	0	1	0	0.0	0	0
12/06	Eagles	S	15	130	8.7	77t	1	3	18	6.0	9	0
12/13	at Lions	S	15	69	4.6	11	0	2	6	3.0	7	0
12/19	Panthers	S	20	145	7.3	46	1	3	13	4.3	9	0
12/27	Titans	S	10	94	9.4	59	0	2	14	7.0	9	0
01/03	at Bears	S	11	42	3.8	10	1	4	43	10.8	17	0
<b>2020 TOTALS</b>		14-14	201	1,104	5.5	77t	9	47	355	7.6	30	2

**2020 GXG POSTSEASON (PACKERS)**

01/16	Rams	S	14	99	7.1	60	1	1	14	14.0	14	0
01/24	Buccaneers	S	6	27	4.5	12	0	4	7	1.8	5	0
<b>2020 TOTALS</b>		2-2	20	126	6.3	60	1	5	21	4.2	14	0

**2019 GXG REGULAR SEASON (PACKERS)**

DATE	OPPONENT	P/S	RUSHING					RECEIVING				
			NO.	YDS.	AVG.	LG	TD	NO.	YDS.	AVG.	LG	TD
09/05	at Bears	S	13	39	3.0	9	0	1	0	0.0	0	0
09/15	Vikings	S	23	116	5.0	15	1	4	34	8.5	15	0
09/22	Broncos	S	10	19	1.9	7t	2	1	4	4.0	4	0
09/26	Eagles	S	13	21	1.6	7	1	6	37	6.2	14	0
10/06	at Cowboys	S	19	107	5.6	18t	4	7	75	10.7	22	0
10/14	Lions	S	11	47	4.3	9	0	4	13	3.3	9	0
10/20	Raiders	S	12	50	4.2	15	0	4	33	8.3	21t	1
10/27	at Chiefs	S	13	67	5.2	9	0	7	159	22.7	67t	2
11/03	at Chargers	S	8	30	3.8	7	0	1	-1	-1.0	-1	0
11/10	Panthers	S	13	93	7.2	28	3	0	0	0.0	0	0
11/24	at 49ers	S	13	38	2.9	11	0	0	0	0.0	0	0
12/01	at Giants	S	11	18	1.6	9	0	4	13	3.3	7	0
12/08	Redskins	S	16	134	8.4	42	1	6	58	9.7	25	0
12/15	Bears	S	13	51	3.9	21t	2	0	0	0.0	0	0
12/23	at Vikings	S	23	154	6.7	56t	2	2	6	3.0	3	0
12/29	at Lions	S	25	100	4.0	14	0	2	43	21.5	31	0
<b>2019 TOTALS</b>		16-16	236	1,084	4.6	56t	16	49	474	9.7	67t	3

**2019 GXG POSTSEASON (PACKERS)**

01/12	Seahawks	S	21	62	3.0	23	2	1	4	4.0	4	0
01/19	at 49ers	S	12	56	4.7	11	1	5	27	5.4	9t	1
<b>2019 TOTALS</b>		2-2	33	118	3.6	23	3	6	31	5.2	9t	1

**2018 GXG REGULAR SEASON (PACKERS)**

DATE	OPPONENT	P/S	RUSHING					RECEIVING				
			NO.	YDS.	AVG.	LG	TD	NO.	YDS.	AVG.	LG	TD
09/09	Bears											
09/16	Vikings											
09/23	at Redskins	P	6	42	7.0	17	0	1	5	5.0	5	0
09/30	Bills	P	11	65	5.9	30	1	1	17	17.0	17	0
10/07	at Lions	P	7	40	5.7	18	0	2	19	9.5	12	0
10/15	49ers	S	8	41	5.1	16	0	0	0	0.0	0	0
10/28	at Rams	S	12	86	7.2	33t	1	2	0	0.0	1	0
11/04	at Patriots	S	14	75	5.4	13	0	2	10	5.0	7	0
11/11	Dolphins	S	15	145	9.7	67	2	3	27	9.0	19	0
11/15	at Seahawks	S	11	40	3.6	8t	1	5	63	12.6	24t	1
11/25	at Vikings	S	17	72	4.2	11	1	3	21	7.0	10	0
12/02	Cardinals	S	11	36	3.3	13	1	4	16	4.0	6	0
12/09	Falcons	P	17	78	4.6	29t	1	3	28	9.3	15	0
12/16	at Bears	S	4	8	2.0	3	0	0	0	0.0	0	0
12/23	at Jets											
12/30	Lions											
<b>2018 TOTALS</b>		12-8	133	728	5.5	67	8	26	206	7.9	24t	1

**2017 GXG REGULAR SEASON (PACKERS)**

DATE	OPPONENT	P/S	RUSHING					RECEIVING				
			NO.	YDS.	AVG.	LG	TD	NO.	YDS.	AVG.	LG	TD
09/10	Seahawks											
09/17	at Falcons	P	0	0	0.0	0	0	0	0	0.0	0	0
09/24	Bengals	P	0	0	0.0	0	0	0	0	0.0	0	0
09/28	Bears	P	13	49	3.8	11	1	0	0	0.0	0	0
10/08	at Cowboys	S	19	125	6.6	22	1	1	9	9.0	9	0
10/15	at Vikings	P	13	41	3.2	9	0	1	1	1.0	1	0
10/22	Saints	S	17	131	7.7	46t	1	3	7	2.3	4	0
11/06	Lions	S	5	12	2.4	4	0	2	-1	-0.5	2	0
11/12	at Bears	S	3	12	4.0	6	0	1	0	0.0	0	0
11/19	Ravens											
11/26	at Steelers											
12/03	Buccaneers	P	1	20	20.0	20t	1	0	0	0.0	0	0
12/10	at Browns	P	4	-2	-0.5	1	0	0	0	0.0	0	0
12/17	at Panthers	P	3	47	15.7	23	0	1	6	6.0	6	0
12/23	Vikings	P	3	13	4.3	6	0	0	0	0.0	0	0
12/31	at Lions											
<b>2017 TOTALS</b>		12-4	81	448	5.5	46t	4	9	22	2.4	9	0



# DALLIN LEAVITT 6

SAFETY  
UTAH STATE

Fifth NFL Season > Second Packers Season

Ht: 5-10 > Wt: 195 > Born: August 8, 1994 > NFL Games Played/Started: 59/1 > Acquired: FA-22

## PRO HIGHLIGHTS:

- > Registered 25 special teams tackles in 2021-22, good for No. 5 in the NFL over that span.
- > Played in all 17 games for the Packers in 2022 and was tied for No. 1 on the team with a career-high 13 special teams tackles.
- > According to TruMedia, nine of his tackles on special teams came on kickoffs in 2022, tying for No. 2 on the Packers (LB Eric Wilson, 12) and ranking No. 8 in the NFL.
- > In 2021, appeared in 16 games for the Raiders with one start, finishing with a career-high 23 tackles (12 solo) on defense, two passes defended and a fumble recovery. Added a team-high 12 tackles and a fumble recovery on special teams.
- > Played in 26 games in his first three seasons, posting nine tackles (four solo) on defense and 12 tackles on special teams.
- > Entered the league with the Raiders as an undrafted free agent on May 14, 2018.

**2022 SEASON:** Played in all 17 games and was tied for No. 1 on the team with a career-high 13 special teams tackles... According to TruMedia, nine of those tackles came on kickoffs, tying for No. 2 on the team behind only Wilson (12)... **At Minnesota (Sept. 11):** Appeared on 16 plays on special teams in his Green Bay debut... **Vs. Chicago (Sept. 18):** Appeared on 15 special teams snaps and led the team with three special teams tackles, matching his career high. All three tackles came on kickoffs, including a stop of WR Ihmir Smith-Marsette at the Chicago 15... **At Tampa Bay (Sept. 25):** Appeared on 20 special teams snaps and registered a special teams tackle... **Vs. N.Y. Jets (Oct. 16):** Played on 20 snaps on special teams and recorded a tackle... **Vs. Dallas (Nov. 13):** Appeared on 20 special teams snaps and registered two tackles... **Vs. Tennessee (Nov. 17):** Appeared on 16 special teams snaps and recorded a tackle... **At Philadelphia (Nov. 27):** Appeared on 25 special teams snaps and posted a tackle... **At Chicago (Dec. 4):** Played on 20 special teams snaps and registered a tackle... **At Miami (Dec. 25):** Appeared on 20 special teams snaps and was tied for the team lead with two tackles, including teaming with LB Isaiah McDuffie to take down RB Raheem Mostert on a kickoff at the Miami 18 early in the fourth quarter.

**2021:** Played in 16 games with one start, finishing with a career-high 23 tackles (12 solo) on defense, two passes defended and a fumble recovery... Added a team-high 12 tackles and a fumble recovery on special teams... **At Pittsburgh (Sept. 19):** Posted two tackles (one solo) and a pass defended along with two tackles on special teams... **At Denver (Oct. 27):** Posted a tackle on defense to go along with a career-best three tackles on special teams... **Vs. Philadelphia (Oct. 24):** Recorded a career-high five tackles (three solo) on defense... **At N.Y. Giants (Nov. 7):** Finished with an assisted tackle on defense in addition to a special teams tackle and a fumble recovery. Recovered WR Hunter Renfrow's punt-return fumble at the Las Vegas 12 in the fourth quarter to retain possession for the Raiders... **Vs. Kansas City (Nov. 14):** Matched his career best with five tackles (career-high five solo) on defense... **Vs. Cincinnati (Nov. 21):** Recorded four tackles (one solo) and a fumble recovery, scooping up QB Joe Burrow's fumble after it was forced by DE

## AT A GLANCE ...



- Name is pronounced DAL-in LEV-it.
- In five NFL seasons (2018-22), has played in 59 games with one start and has registered 32 tackles (16 solo), four passes defended and a fumble recovery along with 37 tackles and a fumble recovery on special teams. Also has appeared in one postseason contest.
- Joined the Packers in 2022 and set career highs in games played (17) and special teams tackles (13, tied for the team lead).
- Posted 25 tackles on special teams in 2021-22, good for No. 5 in the NFL over that span.
- Prior to joining Green Bay, played four seasons for the Oakland/Las Vegas Raiders (2018-21) after originally signing with them as an undrafted rookie free agent in May 2018.
- In 2021, appeared in 16 games for the Raiders with one start, finishing with a career-high 23 tackles (12 solo) on defense, two passes defended and a fumble recovery. Added a team-high 12 tackles and a fumble recovery on special teams.
- Played two years at Utah State after two years at Brigham Young, finishing with 211 tackles (121 solo), seven INTs, six tackles for a loss, 1½ sacks and eight passes defended in 45 collegiate games.

Yannick Ngakoue early in the first quarter and returning it 30 yards to the Cincinnati 9... **At Kansas City (Dec. 12):** Executed a 4-yard run on a fake punt to sustain a field-goal drive near the end of the first half... **At Cleveland (Dec. 20):** Took a direct snap from a punt formation on a fourth-and-1 play, gaining 2 yards in the third quarter, marking his second straight game with a rushing attempt on special teams... **At Cincinnati (AFC Wild Card, Jan. 15):** Made his NFL postseason debut and registered two tackles (one solo).

**2020:** Appeared in nine games, recording seven tackles (two solo) and two passes defended while adding three tackles on special teams... **Vs. Denver (Nov. 15):** Downed an AJ Cole punt at the Denver 2 early in the second quarter... **At Atlanta (Nov. 29):** Recorded a tackle on special teams... **At N.Y. Jets (Dec. 6):** Posted two tackles (one solo) and a pass defended... **Vs. L.A. Chargers (Dec. 17):** Appeared on 29 snaps on defense and recorded two tackles (one solo)... **Vs. Miami (Dec. 26):** Saw extensive action at safety, appearing on 40 snaps and posting a season-high three tackles (one solo) along with a pass defended and a tackle on special teams... **At Denver (Jan. 3):** Registered a tackle on special teams.

**2019:** Appeared in 15 games and finished No. 2 on the team with eight special teams tackles... Saw action on defense in two contests and recorded two tackles (both solo)... **Vs. Kansas City (Sept. 15):** Recorded a tackle on special teams... **At Indianapolis (Sept. 29):** Posted a special teams tackle... **At Green Bay (Oct. 20):** Recorded a season-high two stops on special teams... **At Houston (Oct. 27):** Registered a tackle on special teams... **Vs. Detroit (Nov. 3):** Posted a special teams tackle... **Vs. Jacksonville (Dec. 15):** Made his first appearance at safety on the season, appearing on 30 snaps and recording two solo tackles... **At L.A. Chargers (Dec. 22):** Registered a tackle on special teams.

VETERANS

COMMUNITY

ADMIN. & COACHES

LEAVITT

DRAFT & FREE AGENTS

2022 REVIEW

RECORDS & HISTORY

LAMBREAU FIELD

MISC.

**2018:** Appeared in two games as a rookie, spending the first 15 weeks of the season on the Raiders' practice squad before being elevated to the active roster on Dec. 24...Registered a tackle on special teams...**Vs. Denver (Dec. 24):** Appeared on 12 snaps on special teams in his NFL debut and posted a tackle...**2018 Draft:** Signed with the Raiders as an undrafted free agent, May 14.

**COLLEGE:** Played two years at Utah State after two seasons at BYU...In all, appeared in 45 games with 26 starts, finishing with 211 tackles (121 solo), seven INTs, six tackles for a loss, 1½ sacks and eight passes defended...Was a two-time Academic All-Mountain West selection...Earned a degree in interdisciplinary studies with an emphasis in health and wellness...**Senior season (2017):** Started all 13 games at safety, earning honorable mention All-Mountain West recognition...Finished No. 2 on the team with 94 tackles (47 solo), four INTs (No. 2 on the team) and five passes defended (tied for No. 3)...Added a QB hurry and returned one kickoff for 10 yards...Posted seven tackles (two solo) and a career-high two passes defended at Wisconsin (Sept. 1)...Recorded seven tackles (two solo) vs. BYU (Sept. 29), also intercepting a pass that he returned 26 yards...Registered seven tackles (all solo) and an INT that he returned 20 yards vs. New Mexico State (Dec. 29) in the NOVA Home Loans Arizona Bowl...**Junior season (2016):** Started all eight games that he played in, missing four contests due to injury...Ranked No. 4 on the team with 57 tackles (32 solo) and led the team with three INTs...Added two tackles for a loss, two QB hurries and four passes defended...Recorded a career-high 15 tackles (eight solo) and a pass defended at USC (Sept. 10)...Redshirted in 2015 after transferring from BYU...**Sopho-**

**more season (2014):** Appeared in 11 games with four starts for the Cougars and finished No. 5 on the team with 43 tackles (31 solo), 3½ tackles for a loss, 1½ sacks and two passes defended...Registered a season-high seven tackles (six solo), two tackles for a loss and a sack at Texas (Sept. 6)...**Freshman season (2013):** Played in all 13 games with one start and posted 17 tackles (11 solo)...Posted a season-high six tackles (three solo) in his collegiate debut at Virginia (Aug. 31).

**PERSONAL:** Given name Dallin Lowe Leavitt...Born in Portland, Ore. ...His wife, Josie, played soccer at Utah State...The couple has a daughter, Emry Mae...His father, Jared, played linebacker at BYU in 1990-91...His younger brother, Sam, is a freshman quarterback at Michigan State...**High school:** Earned Class 6A first-team all-state honors as a senior at Central Catholic High School (Portland, Ore.)...Was named the Class 6A Co-Defensive Player of the Year after he helped his team to a 9-3 record and the Mt. Hood league title...Posted 71 tackles, three tackles for a loss, two sacks, three INTs, two forced fumbles and a fumble recovery...Also rushed for 269 yards and seven TDs on 54 carries (5.0 avg.)...Was rated as the No. 5 prospect in Oregon by Scout.com...As a junior, recorded 62 tackles, four tackles for a loss, a sack, six INTs and a forced fumble as he helped lead the team to a Mt. Hood Conference title...Also rushed for 140 yards and three TDs.

**NFL debut:** vs. Denver, 12/24/18

**First NFL start:** vs. Denver, 12/26/21

### CAREER TRANSACTIONS

- 2018 Signed by Oakland Raiders as undrafted free agent, May 14...Released by Raiders, Sept. 1...Signed by Raiders to practice squad, Sept. 2...Signed from practice squad to active roster, Dec. 24.
- 2020 Re-signed by Raiders as exclusive-rights free agent, April 16...Released by Raiders, Sept. 15...Signed by Raiders to practice squad, Sept. 17...Signed from practice squad to active roster, Oct. 2.
- 2021 Released by Raiders, Aug. 31...Re-signed by Raiders, Sept. 2.
- 2022 Re-signed by Raiders as restricted free agent, March 19...Released by Raiders, July 20...Signed by Green Bay Packers as free agent, July 25.
- 2023 Re-signed by Packers as unrestricted free agent, April 4.

### DALLIN LEAVITT'S NFL REGULAR-SEASON DEFENSIVE STATISTICS

YEAR	TEAM	GP	GS	TACKLES							INTERCEPTIONS										ST				MISC	
				TK	S	A	TFL	YDS	SK	YDS	QBH	NO	YDS	LG	TD	PD	FF	FR	TD	YDS	TK	S	A	FF	FR	S
2018	Raiders	2	0	0	0	0	0	0	0	0	0	0	0	0	0	0	0	0	0	1	0	1	0	0	0	0
2019	Raiders	15	0	2	2	0	0	0	0	0	0	0	0	0	0	0	0	0	0	8	4	4	0	0	0	0
2020	Raiders	9	0	7	2	5	0	0	0	0	0	0	0	0	2	0	0	0	0	3	2	1	0	0	0	0
2021	Raiders	16	1	23	12	11	0	0	0	0	0	0	0	2	0	1	0	30	12	5	7	0	1	0	0	
2022	Packers	17	0	0	0	0	0	0	0	0	0	0	0	0	0	0	0	13	7	6	0	0	0	0	0	
<b>NFL TOTALS</b>		<b>59</b>	<b>1</b>	<b>32</b>	<b>16</b>	<b>16</b>	<b>0</b>	<b>0</b>	<b>0</b>	<b>0</b>	<b>0</b>	<b>0</b>	<b>0</b>	<b>0</b>	<b>0</b>	<b>4</b>	<b>1</b>	<b>0</b>	<b>30</b>	<b>37</b>	<b>18</b>	<b>19</b>	<b>0</b>	<b>1</b>	<b>0</b>	<b>0</b>

### DALLIN LEAVITT'S NFL POSTSEASON DEFENSIVE STATISTICS

YEAR	TEAM	GP	GS	TACKLES							INTERCEPTIONS										ST				MISC	
				TK	S	A	TFL	YDS	SK	YDS	QBH	NO	YDS	LG	TD	PD	FF	FR	TD	YDS	TK	S	A	FF	FR	S
2021	Raiders	1	0	2	1	1	0	0	0	0	0	0	0	0	0	0	0	0	0	0	0	0	0	0	0	0
<b>NFL TOTALS</b>		<b>1</b>	<b>0</b>	<b>2</b>	<b>1</b>	<b>1</b>	<b>0</b>	<b>0</b>	<b>0</b>	<b>0</b>	<b>0</b>	<b>0</b>	<b>0</b>	<b>0</b>	<b>0</b>	<b>0</b>	<b>0</b>	<b>0</b>	<b>0</b>	<b>0</b>	<b>0</b>	<b>0</b>	<b>0</b>	<b>0</b>	<b>0</b>	<b>0</b>



**SINGLE-GAME HIGHS: DEFENSIVE**

Total Tackles	5 vs. Kansas City Chiefs, Nov 14, 2021
	5 vs. Philadelphia Eagles, Oct 24, 2021
Solo Tackles	5 vs. Kansas City Chiefs, Nov 14, 2021
	3 vs. Philadelphia Eagles, Oct 24, 2021
Passes Defensed	1 at Cleveland Browns, Dec 20, 2021
	1 at Pittsburgh Steelers, Sep 19, 2021
	...2 more at 1.
Fumble Recoveries	1 vs. Cincinnati Bengals, Nov 21, 2021

Special Teams Tackles	3 vs. Chicago Bears, Sep 18, 2022
	3 at Denver Broncos, Oct 17, 2021
Special Teams Fumble Recoveries	1 at New York Giants, Nov 07, 2021
Longest Opponent's Fumble Return	30 vs. Cincinnati Bengals, Nov 21, 2021

**2022 GXG REGULAR SEASON (PACKERS)**

DATE	OPPONENT	P/S	TK	S	A	SK	YDS	INT	PD	FF	FR
09/11	at Vikings	P	0	0	0	0.0	0.0	0	0	0	0
09/18	Bears	P	0	0	0	0.0	0.0	0	0	0	0
09/25	at Buccaneers	P	0	0	0	0.0	0.0	0	0	0	0
10/02	Patriots	P	0	0	0	0.0	0.0	0	0	0	0
10/09	Giants	P	0	0	0	0.0	0.0	0	0	0	0
10/16	Jets	P	0	0	0	0.0	0.0	0	0	0	0
10/23	at Commanders	P	0	0	0	0.0	0.0	0	0	0	0
10/30	at Bills	P	0	0	0	0.0	0.0	0	0	0	0
11/06	at Lions	P	0	0	0	0.0	0.0	0	0	0	0
11/13	Cowboys	P	0	0	0	0.0	0.0	0	0	0	0
11/17	Titans	P	0	0	0	0.0	0.0	0	0	0	0
11/27	at Eagles	P	0	0	0	0.0	0.0	0	0	0	0
12/04	at Bears	P	0	0	0	0.0	0.0	0	0	0	0
12/19	Rams	P	0	0	0	0.0	0.0	0	0	0	0
12/25	at Dolphins	P	0	0	0	0.0	0.0	0	0	0	0
01/01	Vikings	P	0	0	0	0.0	0.0	0	0	0	0
01/08	Lions	P	0	0	0	0.0	0.0	0	0	0	0
2022 TOTALS			17-0			0 0 0 0.0	0.0	0	0	0	0

**2020 GXG REGULAR SEASON (RAIDERS)**

DATE	OPPONENT	P/S	TK	S	A	SK	YDS	INT	PD	FF	FR
09/13	at Panthers										
09/21	Saints										
09/27	at Patriots										
10/04	Bills										
10/11	at Chiefs										
10/25	Buccaneers	P	0	0	0	0.0	0.0	0	0	0	0
11/01	at Browns										
11/08	at Chargers										
11/15	Broncos	P	0	0	0	0.0	0.0	0	0	0	0
11/22	Chiefs	P	0	0	0	0.0	0.0	0	0	0	0
11/29	at Falcons	P	0	0	0	0.0	0.0	0	0	0	0
12/06	at Jets	P	2	1	1	0.0	0.0	0	1	0	0
12/13	Colts	P	0	0	0	0.0	0.0	0	0	0	0
12/17	Chargers	P	2	2	2	0.0	0.0	0	0	0	0
12/26	Dolphins	P	3	1	2	0.0	0.0	0	1	0	0
01/03	at Broncos	P	0	0	0	0.0	0.0	0	0	0	0
2020 TOTALS			9-0			7 2 5 0.0	0.0	0	2	0	0

**2018 GXG REGULAR SEASON (RAIDERS)**

DATE	OPPONENT	P/S	TK	S	A	SK	YDS	INT	PD	FF	FR
09/10	Rams										
09/16	at Broncos										
09/23	at Dolphins										
09/30	Browns										
10/07	at Chargers										
10/14	Seahawks										
10/28	Colts										
11/01	at 49ers										
11/11	Chargers										
11/18	at Cardinals										
11/25	at Ravens										
12/02	Chiefs										
12/09	Steelers										
12/16	at Bengals										
12/24	Broncos	P	0	0	0	0.0	0.0	0	0	0	0
12/30	at Chiefs	P	0	0	0	0.0	0.0	0	0	0	0
2018 TOTALS			2-0			0 0 0 0.0	0.0	0	0	0	0

**2021 GXG REGULAR SEASON (RAIDERS)**

DATE	OPPONENT	P/S	TK	S	A	SK	YDS	INT	PD	FF	FR
09/13	Ravens	P	0	0	0	0.0	0.0	0	0	0	0
09/19	at Steelers	P	2	1	1	0.0	0.0	0	1	0	0
09/26	Dolphins										
10/04	at Chargers	P	0	0	0	0.0	0.0	0	0	0	0
10/10	Bears	P	0	0	0	0.0	0.0	0	0	0	0
10/17	at Broncos	P	1	0	1	0.0	0.0	0	0	0	0
10/24	Eagles	P	5	3	2	0.0	0.0	0	0	0	0
11/07	at Giants	P	1	0	1	0.0	0.0	0	0	0	0
11/14	Chiefs	P	5	5	0	0.0	0.0	0	0	0	0
11/21	Bengals	P	4	1	3	0.0	0.0	0	0	0	1
11/25	at Cowboys	P	1	1	0	0.0	0.0	0	0	0	0
12/05	Football Team	P	0	0	0	0.0	0.0	0	0	0	0
12/12	at Chiefs	P	0	0	0	0.0	0.0	0	0	0	0
12/20	at Browns	P	0	0	0	0.0	0.0	0	1	0	0
12/26	Broncos	S	1	0	1	0.0	0.0	0	0	0	0
01/02	at Colts	P	1	0	1	0.0	0.0	0	0	0	0
01/09	Chargers	P	2	1	1	0.0	0.0	0	0	0	0
2021 TOTALS			16-1			23 12 11 0.0	0.0	0	2	0	1

**2021 GXG POSTSEASON (RAIDERS)**

01/15	at Bengals	P	2	1	1	0.0	0.0	0	0	0	0
2021 TOTALS			1-0			2 1 1 0.0	0.0	0	0	0	0

**2019 GXG REGULAR SEASON (RAIDERS)**

DATE	OPPONENT	P/S	TK	S	A	SK	YDS	INT	PD	FF	FR
09/09	Broncos										
09/15	Chiefs	P	0	0	0	0.0	0.0	0	0	0	0
09/22	at Vikings	P	0	0	0	0.0	0.0	0	0	0	0
09/29	at Colts	P	0	0	0	0.0	0.0	0	0	0	0
10/06	Bears	P	0	0	0	0.0	0.0	0	0	0	0
10/20	at Packers	P	0	0	0	0.0	0.0	0	0	0	0
10/27	at Texans	P	0	0	0	0.0	0.0	0	0	0	0
11/03	Lions	P	0	0	0	0.0	0.0	0	0	0	0
11/07	Chargers	P	0	0	0	0.0	0.0	0	0	0	0
11/17	Bengals	P	0	0	0	0.0	0.0	0	0	0	0
11/24	at Jets	P	0	0	0	0.0	0.0	0	0	0	0
12/01	at Chiefs	P	0	0	0	0.0	0.0	0	0	0	0
12/08	Titans	P	0	0	0	0.0	0.0	0	0	0	0
12/15	Jaguars	P	2	2	0	0.0	0.0	0	0	0	0
12/22	at Chargers	P	0	0	0	0.0	0.0	0	0	0	0
12/29	at Broncos	P	0	0	0	0.0	0.0	0	0	0	0
2019 TOTALS			15-0			2 2 0 0.0	0.0	0	0	0	0

**PACKERS IN GOSSELIN'S SPECIAL TEAMS RANKINGS**

Rick Goselin, who covered the NFL and the Dallas Cowboys for the *Dallas Morning News*, produces an annual NFL special teams poll, which objectively grades teams by their rankings in 22 kicking-game categories. Goselin suggests that quality special teams give clubs an edge in a parity-driven league. A closer look at the Packers' history in the standings:

1990	..... 4th	1999	..... 25th	2008	..... 26th	2017	..... 16th
1991	..... 19th	2000	..... 12th	2009	..... 31st	2018	..... 32nd
1992	..... 24th	2001	..... 21st	2010	..... 29th	2019	..... 26th
1993	..... 4th	2002	..... 15th	2011	..... tied-13th	2020	..... 29th
1994	..... 18th	2003	..... 8th	2012	..... 12th	2021	..... 32nd
1995	..... 21st	2004	..... 9th	2013	..... 19th	2022	..... 22nd
1996	..... 7th	2005	..... 32nd	2014	..... 32nd		
1997	..... 7th	2006	..... 32nd	2015	..... 17th		
1998	..... 9th	2007	..... tied-7th	2016	..... 29th		

# 10 JORDAN LOVE

QUARTERBACK  
UTAH STATE

Fourth NFL Season > Fourth Packers Season



Ht: 6-4 > Wt: 219 > Born: November 2, 1998 > NFL Games Played/Started: 10/1 > Acquired: D1-20

## PRO HIGHLIGHTS:

- > Appeared in four games last season and completed 14 of 21 passes (66.7 pct.) for 195 yards and a TD with no INTs for a 112.2 rating.
- > Threw a career-long 63-yard TD pass to WR Christian Watson in the fourth quarter at Philadelphia last season in Week 12.
- > Played in six games with one start in 2021, completing 36 of 62 passes (58.1 pct.) for 411 yards with two TDs and three INTs (68.7 rating).
- > Was inactive (third QB) for all 16 games and both postseason contests as a rookie in 2020.
- > Was selected by the Packers in the first round (No. 26 overall) of the 2020 NFL Draft, a pick obtained from the Miami Dolphins in exchange for Green Bay's first-round choice (No. 30 overall) and its fourth-round selection (No. 136).
- > Joined Utah's Alex Smith (No. 1 overall by San Francisco in 2005) and Wyoming's Josh Allen (No. 7 overall by Buffalo in 2018) as the only QBs in Mountain West Conference history to be selected in the first round.
- > Became the ninth QB in franchise history and the fifth in the Common Draft Era (since 1967) to be selected in the first round by the Packers.

**2022 SEASON:** Appeared in four games and completed 14 of 21 passes (66.7 pct.) for 195 yards and a TD with no INTs for a 112.2 rating...Served as the No. 2 QB, but did not see any action in the other 13 contests...**At Minnesota (Sept. 11):** Took over at QB for the final series with the Packers trailing, 23-7, and connected on 4 of 5 passes (80.0 pct.) for 65 yards (118.8 rating)...**vs. N.Y. Jets (Oct. 16):** Took over at QB for the final series with the Packers trailing, 27-10. Completed 2 of 4 passes for 8 yards (56.2 rating)...**At Philadelphia (Nov. 27):** Took over for an injured Aaron Rodgers (ribs) in the fourth quarter, connecting on 6 of 9 passes (66.7 pct.) for 113 yards and a TD for a 146.8 rating. On his fourth snap, found WR Christian Watson on a short pass over the middle that went for a career-long 63-yard TD...**vs. Minnesota (Jan. 1):** Came in for Rodgers midway through the fourth quarter with the Packers holding a 41-10 lead, completing 2 of 3 passes for 9 yards in seven snaps or work.

**2021:** Played in six games with one start, completing 36 of 62 passes (58.1 pct.) for 411 yards with two TDs and three INTs (68.7 rating)...Had 12 carries for 27 yards (2.3 avg.)...Dressed, but did not play in 10 contests (Weeks 3-8, 10, 12 and 15-16)...Was placed on reserve/COVID-19 on Dec. 6 and was sidelined in Week 14 vs. Chicago...**At New Orleans (Sept. 12):** Made his NFL regular-season debut, taking over for Rodgers in the fourth quarter with the Packers trailing, 38-3. Completed 5 of 7 passes (71.4 pct.) for 68 yards (102.1 rating), including a 32-yarder to WR Randall Cobb down to the New Orleans 30 with just over three minutes remaining. His first career completion came on a third-and-7 throw to WR Amari Rodgers that picked up 19 yards...**At Kansas City (Nov. 7):** Made his first NFL start in place of QB Aaron Rodgers (reserve/COVID-19), connecting on 19 of 34 passes (55.9 pct.) for 190 yards and a TD with one INT for a 69.5 rating. Added 23 rushing yards on

## AT A GLANCE ...



- Appeared in four games last season and completed 14 of 21 passes (66.7 pct.) for 195 yards and a TD with no INTs for a 112.2 rating.
- Played in six games with one start in 2021, completing 36 of 62 passes (58.1 pct.) for 411 yards with two TDs and three INTs (68.7 rating).
- Was inactive (third QB) for all 16 games and both postseason contests as a rookie in 2020.
- Became just the fifth Utah State player in school history to be selected in the first round of the NFL draft, joining Bill Munson (L.A. Rams, 1964, No. 7 overall) as the only QBs in school history to be picked in the first round.
- Finished his career at Utah State ranked No. 2 in school history in passing yards (8,600), completions (689) and attempts (1,125), tied for No. 2 in TD passes (60), and No. 3 in completion percentage (61.2) despite playing just three seasons.
- Earned honorable mention All-Mountain West recognition as a junior in 2019 after setting a single-season school record with 293 completions and posting 3,402 passing yards, the second most in a season in school history.
- As a sophomore in 2018, set Utah State single-season records for TD passes (32), passing yards (3,567) and 300-yard passing games (seven).

five carries (4.6 avg.). Threw his first TD pass as a pro when he found WR Allen Lazard on fourth down with 4:54 remaining in the game for a 20-yard score...**vs. Minnesota (Jan. 2):** Took over at QB midway through the fourth quarter with the Packers holding a 37-10 lead. Completed 2 of 4 passes for 19 yards and added 9 rushing yards on two carries (4.5 avg.)...**At Detroit (Jan. 9):** Came in at QB on the final series of the first half (kneel-down) and then played the entire second half with the Packers already having clinched the No. 1 seed in the NFC. Connected on 10 of 17 passes for 134 yards and a TD with two INTs (64.0 rating). Led the Packers on two TD drives in the fourth quarter, highlighted by his season-long 62-yard TD to TE Josiah Deguara on a screen pass with 4:49 remaining to give the Packers a 30-27 lead.

**2020:** Was inactive (third QB) for all 16 games and both post-season games...Was placed on reserve/COVID-19 on Nov. 6 and was activated on Nov. 10...**2020 Draft:** Selected by the Packers in the first round (No. 26 overall), a pick obtained from the Miami Dolphins in exchange for Green Bay's first-round pick (No. 30 overall) and its fourth-round selection (No. 136). Became just the fifth Utah State player in school history to be selected in the first round of the NFL draft, joining Bill Munson (L.A. Rams, 1964, No. 7 overall) as the only QBs in school history to be picked in the first round.

**COLLEGE:** Played in 38 games with 32 starts in three seasons and finished his career ranked No. 2 in school history in passing yards (8,600), completions (689) and attempts (1,125), tied for No. 2 in TD passes (60), and No. 3 in completion percentage (61.2)...Set school career records for total offense (9,003 yards), 300-yard passing games (12) and completions of 80-plus yards (four)...Earned his degree in human movement science...**Junior season (2019):** Completed 293 of

473 passes (61.9 percent) for 3,402 yards and 20 TDs with 17 INTs...Earned honorable mention All-Mountain West recognition and earned third-team all-league honors from *Phil Steele's College Football*...Set single-season school records for completions and attempts, while his passing-yardage total ranked No. 2 in school annals...Registered 3,577 yards of total offense, the third most in school history...Ranked No. 3 in the conference and No. 23 in the nation in passing yards per game (261.7 ypg)...Carried the ball 81 times for 175 yards (2.2 avg.)...Completed a career-high 33 passes on 48 attempts (68.8 pct.) for a season-high 416 yards and three TDs at Wake Forest (Aug. 30), with his completion total checking in at No. 2 in school history...Connected on 30 of 39 passes (76.9 pct.) for 388 yards and two TDs at Fresno State (Nov. 9)...Threw three TD passes for the second straight game, completing 30 of 39 passes (76.9 pct.) for 317 yards vs. Kent State (Tropical Smoothie Cafe Frisco Bowl) as he set the USU record for most completions in a bowl game...**Sophomore season (2018):** Earned second-team All-Mountain West honors from both the league's coaches and *Phil Steele's College Football* after completing 267 of 417 passes (64.0 pct.) for 3,567 yards and 32 TDs with six INTs...Led the conference and ranked No. 10 in the country in passing efficiency (158.3)...Led the MWC and was tied for No. 8 in the nation in TD passes...Set single-season school records for TD passes, passing yards, 300-yard passing games (seven) and for being named the Mountain West Offensive Player of the Week (five times)...Also tied the single-season school record with a pair of 400-yard passing games...His 267 completions and 3,630 yards of total offense ranked No. 2 in school annals...Posted a career-high seven rushing TDs on the season...Helped Utah State set a Mountain West record with 618 points scored in 13 games, breaking the previous mark of 608 points scored by BYU in 2001 in 14 games...Earned his first MWC Offensive Player of the Week honor after throwing for 356 yards and two TDs on 26-of-38 passing (68.4 pct.) vs. Air Force (Sept. 22)...Earned conference Offensive Player of the Week recognition for the second straight game after throwing four TD passes for the first time in his career in the win at BYU (Oct. 5)...Earned his third straight Offensive Player of the Week award after completing 17 of 23 passes (73.9 pct.) for 322 yards and a career-high five TDs vs. UNLV (Oct. 13), matching the school single-game record for TD passes...Earned his fourth MWC Offensive Player of the Week honor after throwing for 448 yards and four TDs on 23-of-34 passing (67.6 pct.) vs. New Mexico (Oct. 27)...Posted a career-high 491 passing yards vs. San Jose State (Nov. 10), the third most in a game in school history, and matched his career best with five TD passes (including a career-long 88-yarder) as he took home conference Offensive Player of the Week honors for the fifth time on the season...Was named the Offensive Most Valuable Player vs. North Texas (New Mexico Bowl, Dec. 15) after throwing for 359 yards and four TDs on 21-of-43 passing (48.8 pct.) while adding a rushing TD...Set USU records for the most TD passes, the most passing yards and the most yards

of total offense (362) in a bowl game...**Redshirt freshman season (2017):** Appeared in 12 games and started the final six contests of the season, completing 129 of 235 passes (54.9 pct.) for 1,631 yards and eight TDs with six INTs...Set a single-season school record for passing yards by a freshman...Added 165 rushing yards and two TDs on 46 carries (3.6 avg.)...Made his collegiate debut, completing 3 of 6 passes (50.0 pct.) for 18 yards vs. Idaho State (Sept. 7)...Threw his first career TD pass, connecting on a 77-yarder with RB Gerold Bright in the third quarter, and finished with 171 passing yards on 6-of-13 passing (46.2 pct.) at Wake Forest (Sept. 16)...Made his first collegiate start, taking home Mountain West Offensive Player of the Week honors after connecting on 19 of 27 passes (70.4 pct.) for a season-high 316 yards and two TDs while adding eight carries for 42 yards (5.3 avg.) and a TD, the first rushing TD of his college career, at UNLV (Oct. 21)...The 316 passing yards were the third most in a game in school history by a freshman...Posted a career-high 47 rushing yards and a TD on six attempts (7.8 avg.) and added 110 passing yards and a TD on 10-of-16 passing (62.5 pct.) vs. Hawai'i (Nov. 18)...Connected on 17 of 30 passes (56.7 pct.) for 284 yards and two TDs and added six carries for 32 yards (5.3 avg.) at Air Force (Nov. 25), including a season-long 20-yard run.

**PERSONAL:** Given name Jordan Alexander Love...Born in Bakersfield, Calif....**High school:** Was named the CIF Division I Valley League Offensive Player of the Year by the *Bakersfield Californian* and earned all-area co-MVP honors as a senior at Liberty High School in Bakersfield, Calif....Completed 114 of 224 passes (50.9 pct.) for 2,148 yards and 24 TDs while also rushing for 806 yards and eight TDs on 128 carries (6.3 avg.) as he led the Lions to their first-ever Central Section Division I title...Threw for 200-plus yards in six games on the season and threw at least one TD pass in every game...Had a season-long 76-yard pass in two separate games...Posted two 100-yard rushing games on the season and registered a season-high three rushing TDs against Frontier High...As a junior, connected on 102 of 198 passes (51.5 pct.) for 1,930 yards and 18 TDs...Also rushed for 384 yards and five TDs on 86 carries (4.5 avg.)...Played basketball his first three years in high school and did the high jump, long jump and triple jump in track his first two years...**Community involvement:** Hosted a youth football camp at Liberty High School (Bakersfield, Calif.) in July 2023 along with former high school and Packers teammate Krys Barnes...In September 2022, attended a football game at Denmark (Wis.) High School as part of the Packers Vs. Cancer initiative, interacting with fans and throwing autographed foam footballs into the stands...Did a virtual visit with patients at Marshfield (Wis.) Children's Hospital...Participated in a virtual bingo event to benefit The Salvation Army...Visited nursing homes and helped at youth football camps while he was in college.

**NFL debut:** at New Orleans, 9/12/21  
**First NFL start:** at Kansas City, 11/7/21  
**First passing TD:** at Kansas City, 11/7/21 (20 yds., A.Lazard)  
**First INT:** at Kansas City, 11/7/21 (L.Sneed)

### CAREER TRANSACTIONS

- 2020 Selected by Green Bay Packers in the first round (26th overall) of '20 NFL Draft, April 23...Signed first contract, July 1...Placed on reserve/COVID-19, Nov. 6...Activated from reserve/COVID-19, Nov. 10.
- 2021 Placed on reserve/COVID-19, Dec. 6...Activated from reserve/COVID-19, Dec. 16.
- 2023 Signed contract extension, May 3.

VETERANS  
 COMMUNITY  
 ADMIN. & COACHES  
 LOVE  
 DRAFT & FREE AGENTS  
 2022 REVIEW  
 RECORDS & HISTORY  
 LAMBEAU FIELD  
 MISC.

**JORDAN LOVE'S NFL REGULAR-SEASON PASSING/RUSHING STATISTICS**

		PASSING													RUSHING				
DATE	TEAM	GP	GS	ATT.	CMP.	PCT.	YDS	AVG.	TD	INT.	LG	SK	LST	RATE	NO.	YDS.	AVG.	LG	TD
2021	Packers	6	1	62	36	58.1	411	6.6	2	3	62t	3	23	68.7	12	27	2.3	10	0
2022	Packers	4	0	21	14	66.7	195	9.3	1	0	63t	0	0	112.2	1	-1	-1.0	0	0
<b>TOTALS</b>		<b>10</b>	<b>1</b>	<b>83</b>	<b>50</b>	<b>60.2</b>	<b>606</b>	<b>7.3</b>	<b>3</b>	<b>3</b>	<b>63t</b>	<b>3</b>	<b>23</b>	<b>79.7</b>	<b>13</b>	<b>26</b>	<b>2.0</b>	<b>10</b>	<b>0</b>

**SINGLE-GAME HIGHS: QUARTERBACK**

Pass Attempts	34 at Kansas City Chiefs, Nov 07, 2021 17 at Detroit Lions, Jan 09, 2022	Completion Percentage	58.8 at Detroit Lions, Jan 09, 2022 55.9 at Kansas City Chiefs, Nov 07, 2021
Pass Completions	19 at Kansas City Chiefs, Nov 07, 2021 10 at Detroit Lions, Jan 09, 2022	Passer Rating	69.5 at Kansas City Chiefs, Nov 07, 2021 64.0 at Detroit Lions, Jan 09, 2022
Yards Passing	190 at Kansas City Chiefs, Nov 07, 2021 134 at Detroit Lions, Jan 09, 2022	Rush Attempts	5 at Kansas City Chiefs, Nov 07, 2021 3 vs. Detroit Lions, Sep 20, 2021
TD Passes	1 at Philadelphia Eagles, Nov 27, 2022 1 at Detroit Lions, Jan 09, 2022 ...1 more at 1.	Rushing Yards	23 at Kansas City Chiefs, Nov 07, 2021 9 vs. Minnesota Vikings, Jan 02, 2022
Long Passes	63t at Philadelphia Eagles, Nov 27, 2022 62t at Detroit Lions, Jan 09, 2022	Longest Runs	10 vs. Minnesota Vikings, Jan 02, 2022 8 at Kansas City Chiefs, Nov 07, 2021

**2022 GXG REGULAR SEASON (PACKERS)**

		PASSING													RUSHING				
DATE	OPPONENT	P/S	ATT	CMP	YDS	PCT	Y/A	Y/C	TD	INT	LG	SK/YD	RATE	ATT	YDS	LG	TD		
09/11	at Vikings	P	5	4	65	80.0	13.0	16.3	0	0	25	0/0	118.8	0	0	0	0		
09/18	Bears								DID NOT PLAY										
09/25	at Buccaneers								DID NOT PLAY										
10/02	Patriots								DID NOT PLAY										
10/09	Giants								DID NOT PLAY										
10/16	Jets	P	4	2	8	50.0	2.0	4.0	0	0	8	0/0	56.2	0	0	0	0		
10/23	at Commanders								DID NOT PLAY										
10/30	at Bills								DID NOT PLAY										
11/06	at Lions								DID NOT PLAY										
11/13	Cowboys								DID NOT PLAY										
11/17	Titans								DID NOT PLAY										
11/27	at Eagles	P	9	6	113	66.7	12.6	18.8	1	0	63t	0/0	146.8	0	0	0	0		
12/04	at Bears								DID NOT PLAY										
12/19	Rams								DID NOT PLAY										
12/25	at Dolphins								DID NOT PLAY										
01/01	Vikings	P	3	2	9	66.7	3.0	4.5	0	0	5	0/0	70.1	1	-1	-1	0		
01/08	Lions								DID NOT PLAY										
<b>2022 TOTALS</b>		<b>4-0</b>	<b>21</b>	<b>14</b>	<b>195</b>	<b>66.7</b>	<b>9.3</b>	<b>13.9</b>	<b>1</b>	<b>0</b>	<b>63t</b>	<b>0/0</b>	<b>112.2</b>	<b>1</b>	<b>-1</b>	<b>-1</b>	<b>0</b>		

**2021 GXG REGULAR SEASON (PACKERS)**

		PASSING													RUSHING				
DATE	OPPONENT	P/S	ATT	CMP	YDS	PCT	Y/A	Y/C	TD	INT	LG	SK/YD	RATE	ATT	YDS	LG	TD		
09/12	at Saints	P	7	5	68	71.4	9.7	13.6	0	0	32	1/4	102.1	0	0	0	0		
09/20	Lions	P	0	0	0	0.0	0.0	0.0	0	0	0	0/0	0.0	3	-3	-1	0		
09/26	at 49ers								DID NOT PLAY										
10/03	Steelers								DID NOT PLAY										
10/10	at Bengals								DID NOT PLAY										
10/17	at Bears								DID NOT PLAY										
10/24	Football Team								DID NOT PLAY										
10/28	at Cardinals								DID NOT PLAY										
11/07	at Chiefs	S	34	19	190	55.9	5.6	10.0	1	1	35	1/11	69.5	5	23	8	0		
11/14	Seahawks								DID NOT PLAY										
11/21	at Vikings	P	0	0	0	0.0	0.0	0.0	0	0	0	0/0	0.0	1	-1	-1	0		
11/28	Rams								DID NOT PLAY										
12/12	Bears								RESERVE/COVID-19										
12/19	at Ravens								DID NOT PLAY										
12/25	Browns								DID NOT PLAY										
01/02	Vikings	P	4	2	19	50.0	4.8	9.5	0	0	12	0/0	63.5	2	9	10	0		
01/09	at Lions	P	17	10	134	58.8	7.9	13.4	1	2	62t	1/8	64.0	1	-1	-1	0		
<b>2021 TOTALS</b>		<b>6-1</b>	<b>62</b>	<b>36</b>	<b>411</b>	<b>58.1</b>	<b>6.6</b>	<b>11.4</b>	<b>2</b>	<b>3</b>	<b>62t</b>	<b>3/23</b>	<b>68.7</b>	<b>12</b>	<b>27</b>	<b>10</b>	<b>0</b>		

**2021 GXG POSTSEASON (PACKERS)**

01/22	49ers								DID NOT PLAY								
<b>2021 TOTALS</b>		<b>0-0</b>	<b>0</b>	<b>0</b>	<b>0</b>	<b>0.0</b>	<b>0.0</b>	<b>0.0</b>	<b>0</b>	<b>0</b>	<b>0</b>	<b>0/0</b>	<b>0.0</b>	<b>0</b>	<b>0</b>	<b>0</b>	<b>0</b>





# ISAIAH McDUFFIE 58

LINEBACKER  
BOSTON COLLEGE

Third NFL Season > Third Packers Season

Ht: 6-1 > Wt: 227 > Born: July 21, 1999 > NFL Games Played/Started: 30/1 > Acquired: D6b-21

## PRO HIGHLIGHTS:

- > Appeared in all 17 games and made his first career start in 2022, posting 30 tackles (19 solo) on defense and tying for the team lead with a career-high 13 special teams tackles.
- > Registered a career-best 12 tackles (seven solo) on defense in a Week 10 win over Dallas last season.
- > Played in 13 games as a rookie and registered two tackles on special teams while also appearing in the postseason contest, where he recorded a special teams tackle.
- > Selected by the Packers as the second of two picks in the sixth round (No. 220 overall) of the 2021 NFL Draft, becoming the 17th Boston College player drafted by the Packers and the first defensive player since DT B.J. Raji in 2009.
- > According to Stathead.com, it marked the first time Green Bay selected a Boston College player in back-to-back drafts (RB AJ Dillon in 2020).

**2022 SEASON:** Appeared in all 17 games with one start, recording 30 tackles (19 solo) on defense...Was tied for No. 1 on the team with a career-high 13 tackles on special teams...**At Minnesota (Sept. 11):** Appeared on six snaps on defense, posting a solo tackle, and 16 snaps on special teams...**Vs. N.Y. Giants (Oct. 9):** Appeared on 17 special teams snaps. Recovered a fumble by WR Amari Rodgers on a first-quarter punt return to maintain possession for Green Bay...**At Buffalo (Oct. 30):** Saw significant action on defense in place of LB Quay Walker, who was ejected (unsportsmanlike conduct) late in the second quarter. Appeared on 40 of 59 snaps on defense and recorded four tackles (three solo). Also played 15 snaps on special teams and made a tackle...**At Detroit (Nov. 6):** Made his first NFL start, opening in place of an injured De'Vondre Campbell (knee) and posting four tackles (two solo) and a tackle on special teams...**Vs. Dallas (Nov. 13):** Appeared on 68 defensive snaps and led the team with a career-high 12 tackles (seven solo). Also appeared on four special teams snaps and posted a tackle...**Vs. Tennessee (Nov. 17):** Appeared on eight snaps on defense and recorded a solo tackle. Also played 16 snaps on special teams and posted a tackle...**At Philadelphia (Nov. 27):** Appeared on 19 defensive snaps, posting three tackles (two solo). Also played 18 special teams snaps...**Vs. Minnesota (Jan. 1):** Appeared on 12 defensive snaps, registering four tackles (two solo). Added a special teams tackle on 16 snaps...**Vs. Detroit (Jan. 8):** Appeared on five defensive snaps and logged a tackle (solo). Also appeared on 13 special teams snaps and was tied for the team lead with two tackles.

**2021:** Played in 13 games and recorded two tackles on special teams...Registered a tackle on special teams in the team's playoff game...**Vs. Detroit (Sept. 20):** Made his NFL debut, playing on 10 special teams snaps...**Vs. L.A. Rams (Nov. 28):** Played on 18 special teams snaps and recorded a career-high two tackles...**Vs. San Francisco (NFC Divisional, Jan. 22):** Played on 20 special teams snaps and registered a tackle...**2021 Draft:** Selected by the Packers as the second of two picks in the sixth round (No. 220 overall).

## AT A GLANCE ...



- Saw action in all 17 games in 2022 and made his first career start. Posted 30 tackles (19 solo) on defense and was tied for the team lead with a career-high 13 special teams tackles.
- Played in 13 games as a rookie and registered two tackles on special teams while also appearing in the postseason contest, where he recorded a special teams tackle.
- Earned second-team All-Atlantic Coast Conference honors in 2020 after ranking No. 5 in the nation and No. 2 in the ACC with a career-best 107 tackles (54 solo).
- According to Stathead.com, was one of three players in the FBS to post at least 100 tackles (107), three sacks (three) and six tackles for a loss (6½) in 2020.
- A two-way performer at linebacker and running back who played for his dad, head coach Stevenson McDuffie, at Bennett High School in Buffalo, N.Y. Was a three-time captain and finished with school records for single-season tackles (161), single-game tackles (29), career touchdowns (70) and career rushing yards (5,529).

**COLLEGE:** Played in 37 games with 20 starts over four seasons (2017-20), registering 233 tackles (129 solo), 8½ sacks, 15½ tackles for a loss, an interception, a fumble recovery and four passes defended...Graduated with a degree in applied psychology and human development...**Redshirt junior season (2020):** Started all 11 games and was named second-team All-Atlantic Coast Conference for the first time in his career... Led the team, ranked No. 5 in the nation and ranked No. 2 in the ACC with a career-best 107 tackles (54 solo)...Also recorded a career-best 6½ tackles for a loss to go with three sacks, a pass defended, four QB hits and the first interception and fumble recovery of his career...According to Stathead.com, was one of three players in the FBS to post at least 100 tackles, three sacks and six tackles for a loss in 2020...Posted 10-plus tackles in seven games...Posted a career-best 16 tackles (eight solo), a QB hit and a fumble recovery vs. Notre Dame (Nov. 14), the second-most tackles by an ACC player all season...**Junior season (2019):** Was a preseason All-ACC selection by *Athlon* and *Phil Steele's College Football*, but missed all but the last four games of the season due to injury, earning a redshirt...Returned from injury to play four games with three starts, recording 30 tackles (24 solo), 3½ tackles for a loss, two sacks and three QB hits...Posted 10-plus tackles in the final two games of the season...**Sophomore season (2018):** Saw action in all 12 games with six starts at strongside LB, finishing No. 2 on the team with 85 tackles (48 solo)...Also posted 5½ tackles for a loss, a career-high 3½ sacks, two passes defended and two QB hurries...Finished No. 16 in the ACC in tackles...Posted 12-plus tackles in three games...Finished the season recording eight-plus tackles in six of the final seven contests...**Freshman season (2017):** Appeared in all 13 games on special teams and earned some playing time at LB...Finished with 11 tackles (three solo) and a pass defended on the season.

**PERSONAL:** Given name Stevenson Isaiah McDuffie...Born in Buffalo, N.Y....His father, Stevenson (linebacker) and uncle Chris (running back) and Teddy (defensive back/safety) all

VETERANS

COMMUNITY

ADMIN. & COACHES

McDUFFIE

DRAFT & FREE AGENTS

2022 REVIEW

RECORDS & HISTORY

LAMBEAU FIELD

MISC.

played at the University of Buffalo...His cousin, Dylan, played running back at the University of Buffalo from 2018-21 and at Georgia Tech (2022) before transferring to Kansas University in 2023...**High school:** A two-way performer at linebacker and running back who played for his dad at Bennett High School in Buffalo, N.Y. ...Was a three-time captain...Finished with school records for single-season tackles (161), single-game tackles (29), career touchdowns (70) and career rushing yards (5,529)...Registered 111 tackles, seven tackles for a loss, three sacks, five forced fumbles, three fumble recoveries and

an INT as a senior...Also rushed for 1,531 yards and 21 TDs on offense...Was a two-time *USA Today* first-team all-state selection and a three-time All-Western New York performer... Led the team to the 2016 Section VI Class A championship... Named Class A MVP and Player of the Year in 2016...Selected as the *USA Today* Defensive Player of the Year for New York as a junior...Rated the No. 4 prospect in New York by Rivals.com... Listed as the No. 2 outside linebacker prospect in New York and the ninth best in the East by Scout.com.

**NFL debut:** vs. Detroit, 9/20/22  
**First NFL Start:** at Detroit, 11/6/22

### CAREER TRANSACTIONS

- 2021 Selected by Green Bay Packers as the second of two picks in the sixth round (No. 220 overall), of '21 Draft, May 1... Signed first contract, May 14.

### ISAIAH MCDUFFIE'S NFL REGULAR-SEASON DEFENSIVE STATISTICS

YEAR	TEAM	GP	TACKLES							INTERCEPTIONS							ST			MISC							
			GS	TK	S	A	TFL	YDS	SK	YDS	QBH	NO	YDS	LG	TD	PD	FF	FR	TD	YDS	TK	S	A	FF	FR	S	A
2021	Packers	13	0	0	0	0	0	0	0.0	0.0	0	0	0	0	0	0	0	0	0	2	0	2	0	0	0	0	0
2022	Packers	17	1	30	19	11	0	0	0.0	0.0	0	0	0	0	0	0	0	0	0	13	8	5	0	1	0	0	0
<b>NFL TOTALS</b>		<b>30</b>	<b>1</b>	<b>30</b>	<b>19</b>	<b>11</b>	<b>0</b>	<b>0</b>	<b>0.0</b>	<b>0.0</b>	<b>0</b>	<b>0</b>	<b>0</b>	<b>0</b>	<b>0</b>	<b>0</b>	<b>0</b>	<b>0</b>	<b>0</b>	<b>13</b>	<b>8</b>	<b>7</b>	<b>0</b>	<b>1</b>	<b>0</b>	<b>0</b>	<b>0</b>

### ISAIAH MCDUFFIE'S NFL POSTSEASON DEFENSIVE STATISTICS

YEAR	TEAM	GP	TACKLES							INTERCEPTIONS							ST			MISC							
			GS	TK	S	A	TFL	YDS	SK	YDS	QBH	NO	YDS	LG	TD	PD	FF	FR	TD	YDS	TK	S	A	FF	FR	S	A
2021	Packers	1	0	0	0	0	0	0	0.0	0.0	0	0	0	0	0	0	0	0	0	1	1	0	0	0	0	0	0
<b>NFL TOTALS</b>		<b>1</b>	<b>0</b>	<b>0</b>	<b>0</b>	<b>0</b>	<b>0</b>	<b>0</b>	<b>0.0</b>	<b>0.0</b>	<b>0</b>	<b>0</b>	<b>0</b>	<b>0</b>	<b>0</b>	<b>0</b>	<b>0</b>	<b>0</b>	<b>0</b>	<b>1</b>	<b>1</b>	<b>0</b>	<b>0</b>	<b>0</b>	<b>0</b>	<b>0</b>	<b>0</b>

### SINGLE-GAME HIGHS: DEFENSIVE

**Total Tackles** 12 vs. Dallas Cowboys, Nov 13, 2022  
4 vs. Minnesota Vikings, Jan 01, 2023  
...2 more at 4.

**Solo Tackles** 7 vs. Dallas Cowboys, Nov 13, 2022  
3 at Buffalo Bills, Oct 30, 2022

**Special Teams Tackles** 2 vs. Detroit Lions, Jan 08, 2023  
2 vs. Los Angeles Rams, Nov 28, 2021

### 2022 GXG REGULAR SEASON (PACKERS)

DATE	OPPONENT	P/S	TK	S	A	SK	YDS	INT	PD	FF	FR
09/11	at Vikings	P	1	1	0	0	0	0	0	0	0
09/18	Bears	P	0	0	0	0	0	0	0	0	0
09/25	at Buccaneers	P	0	0	0	0	0	0	0	0	0
10/02	Patriots	P	0	0	0	0	0	0	0	0	0
10/09	Giants	P	0	0	0	0	0	0	0	0	0
10/16	Jets	P	0	0	0	0	0	0	0	0	0
10/23	at Commanders	P	0	0	0	0	0	0	0	0	0
10/30	at Bills	P	4	3	1	0	0	0	0	0	0
11/06	at Lions	S	4	2	2	0	0	0	0	0	0
11/13	Cowboys	P	12	7	5	0	0	0	0	0	0
11/17	Titans	P	1	1	0	0	0	0	0	0	0
11/27	at Eagles	P	3	2	1	0	0	0	0	0	0
12/04	at Bears	P	0	0	0	0	0	0	0	0	0
12/19	Rams	P	0	0	0	0	0	0	0	0	0
12/25	at Dolphins	P	0	0	0	0	0	0	0	0	0
01/01	Vikings	P	4	2	2	0	0	0	0	0	0
01/08	Lions	P	1	1	0	0	0	0	0	0	0
<b>2022 TOTALS</b>			<b>17-1</b>	<b>30</b>	<b>19</b>	<b>11</b>	<b>0</b>	<b>0</b>	<b>0</b>	<b>0</b>	<b>0</b>

### 2021 GXG REGULAR SEASON (PACKERS)

DATE	OPPONENT	P/S	TK	S	A	SK	YDS	INT	PD	FF	FR
09/12	at Saints										
09/20	Lions	P	0	0	0	0	0	0	0	0	0
09/26	at 49ers	P	0	0	0	0	0	0	0	0	0
10/03	Steelers	P	0	0	0	0	0	0	0	0	0
10/10	at Bengals	P	0	0	0	0	0	0	0	0	0
10/17	at Bears										
10/24	Football Team	P	0	0	0	0	0	0	0	0	0
10/28	at Cardinals	P	0	0	0	0	0	0	0	0	0
11/07	at Chiefs										
11/14	Seahawks	P	0	0	0	0	0	0	0	0	0
11/21	at Vikings	P	0	0	0	0	0	0	0	0	0
11/28	Rams	P	0	0	0	0	0	0	0	0	0
12/12	Bears										
12/19	at Ravens	P	0	0	0	0	0	0	0	0	0
12/25	Browns	P	0	0	0	0	0	0	0	0	0
01/02	Vikings	P	0	0	0	0	0	0	0	0	0
01/09	at Lions	P	0	0	0	0	0	0	0	0	0
<b>2021 TOTALS</b>			<b>13-0</b>	<b>0</b>	<b>0</b>	<b>0</b>	<b>0</b>	<b>0</b>	<b>0</b>	<b>0</b>	<b>0</b>

### 2021 GXG POSTSEASON (PACKERS)

01/22	49ers	P	0	0	0	0	0	0	0	0	0
<b>2021 TOTALS</b>			<b>1-0</b>	<b>0</b>	<b>0</b>	<b>0</b>	<b>0</b>	<b>0</b>	<b>0</b>	<b>0</b>	<b>0</b>

### LONGEST OPPONENT WINNING STREAKS BROKEN BY PACKERS

On Jan. 1, 2006, Green Bay ended Seattle's 11-game winning streak. Previously, the longest streak Green Bay had ever halted was a 10-game run by the Lions, at Detroit on Nov. 25, 1934, a 3-0 final. Prior to that Seattle contest, the longest streak snapped at Lambeau Field was Denver's nine-game run in 1996.



# TARVARIUS MOORE 30

**SAFETY**  
**SOUTHERN MISSISSIPPI**

**Sixth NFL Season > First Packers Season**

**Ht: 6-1 > Wt: 200 > Born: August 16, 1996 > NFL Games Played/Started: 61/13 > Acquired: UFA (S.F.)-23**

### PRO HIGHLIGHTS:

- > Signed with the Packers as an unrestricted free agent on March 17, 2023.
- > Was with the San Francisco 49ers for five seasons (2018-22), appearing in 61 games with 13 starts and recording 87 tackles (63 solo), a tackle for a loss, six passes defended, two forced fumbles and a fumble recovery along with 21 tackles on special teams.
- > Played in 13 games in 2022, contributing mainly on special teams with three tackles after missing the entire 2021 campaign due to an Achilles injury.
- > Appeared in all 48 games from 2018-20, one of only four 49ers to do so over that span.
- > Played in all 16 games with a career-best eight starts in 2020 and registered career highs in tackles (49) and solo tackles (34).
- > Ranked No. 2 on the 49ers with a career-high 10 special teams tackles in 2019 while recording 15 tackles (10 solo) and a career-best three passes defended on defense.
- > Posted two passes defended in Super Bowl LIV vs. Kansas City, including an interception of QB Patrick Mahomes early in the fourth quarter.
- > Appeared in all 16 games as a rookie in 2018 with two starts, recording 19 tackles (16 solo), two passes defended and a forced fumble to go with four tackles on special teams
- > Selected by the 49ers in the third round (No. 95 overall) of the 2018 NFL Draft.

**2022 SEASON:** Played in 13 games, recording four tackles (three solo) on defense and four tackles on special teams... Missed two games with a hamstring injury and two contests with a knee injury...Saw action in three postseason games, recording a tackle (solo) on defense and a tackle on special teams...**At Chicago (Sept. 11):** Posted a tackle on special teams, racing down on a punt to bring down WR Dante Pettis at the Chicago 6 for no gain...**Vs. Kansas City (Oct. 23):** Played five snaps on defense and finished with a season-high two tackles (both solo)...**Vs. L.A. Chargers (Nov. 13):** Recorded a tackle on kickoff coverage, running past two players to take down WR DeAndre Carter at the Los Angeles 13.

**2021:** Suffered an Achilles injury in early June and was placed on the reserve/physically unable to perform list on Aug. 31... Was sidelined for the entire season.

**2020:** Appeared in all 16 games for the third straight season and registered career highs in games started (eight), tackles (49) and solo tackles (34)...Also posted a tackle for a loss, a pass defended, a forced fumble, a fumble recovery and three special teams tackles...Recorded six-plus tackles in five games...**At N.Y. Giants (Sept. 27):** Posted a tackle (assist) and recovered the first fumble of his career with the Giants driving late in the fourth quarter after LB/S Marcel Harris forced WR Darius Slayton to fumble...**At New England (Oct. 25):** Posted six tackles (five solo) and a pass defended. In the first quarter, came up and tackled RB James White on a pass to the flat after a gain of 3 yards on third-and-4...**At New Orleans (Nov.**

### AT A GLANCE ...

- First name is pronounced tuh-VAIR-ee-us.
- Was with the San Francisco 49ers for five seasons (2018-22), appearing in 61 games with 13 starts and recording 87 tackles (63 solo), a tackle for a loss, six passes defended, two forced fumbles and a fumble recovery along with 21 tackles on special teams.
- Appeared in all 16 games with a career-high eight starts in 2020 and registered career highs in tackles (49) and solo tackles (34).
- Has played in six career postseason contests, recording a tackle (solo), two passes defended and an interception as well as three special teams tackles.
- Posted two passes defended in Super Bowl LIV vs. Kansas City, including an interception of QB Patrick Mahomes early in the fourth quarter.
- After two years at Pearl River Community College (Poplarville, Miss.), played two seasons for Southern Mississippi and earned honorable mention All-Conference USA recognition as a senior.

**15):** Finished with six tackles (four solo) and a forced fumble on QB Taysom Hill on a QB-keeper play that was recovered by Hill...**At Dallas (Dec. 20):** Registered six tackles (four solo) and the first tackle for a loss of his career when he took down WR Amari Cooper on an end-around for a loss of 11 yards in the fourth quarter...**At Arizona (Dec. 26):** Recorded a career-best 11 tackles (seven solo), with three stops coming within 3 yards of the line of scrimmage, including an assist on a tackle of RB Kenyan Drake for no gain at the San Francisco 1.

**2019:** Played in all 16 games with three starts and registered 15 tackles (10 solo) and three passes defended...Ranked No. 2 on the team with a career-best 10 special teams tackles... Appeared in all three postseason games, posting an INT, two passes defended and two tackles on special teams...**At Tampa Bay (Sept. 8):** Started and posted a season-high eight tackles (five solo) and a pass defended when he stepped in front of WR Chris Godwin to break up a pass on fourth-and-goal at the San Francisco 2 with the 49ers up by six points early in the fourth quarter...**At Cincinnati (Sept. 15):** Started and registered four tackles (two solo), including a stop of RB Giovanni Bernard for a gain of 1 yard on third-and-2 with under five minutes to play in the fourth quarter...**Vs. Kansas City (Super Bowl LIV, Feb. 2):** Posted two passes defended, including an INT off a pass thrown by Mahomes that deflected off the arm of WR Tyreek Hill early in the fourth quarter.

**2018:** Appeared in all 16 games with two starts and registered 19 tackles (16 solo), two passes defended and a forced fumble...Also posted four tackles on special teams...**Vs. Denver (Dec. 9):** Finished with a season-high three tackles on special teams, including two stops on punt returns for no gain...**Vs. Seattle (Dec. 16):** Played a season-high 67 defensive snaps and posted seven tackles (five solo) and two passes defended. Also saw action on 16 special teams plays, laying a key block to help clear a lane on WR Richie James Jr.'s 97-yard kickoff return for a TD in the first quarter...**Vs. Chicago (Dec. 23):** Made his first career start and tied a season high with seven

VETERANS  
COMMUNITY  
ADMIN. & COACHES  
MOORE  
DRAFT & FREE AGENTS  
REVIEW  
RECORDS & HISTORY  
LAMBEAU FIELD  
MISC.

tackles (all solo). Registered his first career forced fumble when he punched the ball away from WR Allen Robinson II on third-and-3, a fumble that was recovered by 49ers CB Greg Mabin at the San Francisco 22 with less than two minutes to play...**2018 Draft:** Selected by the 49ers with the second of two picks in the third round (No. 95 overall), the third-highest-drafted defensive back from Southern Miss behind only CB Patrick Surtain (1998, second round, No. 44 overall) and DB Hanford Dixon (1981, first round, No. 22 overall).

**COLLEGE:** Played two seasons for Southern Mississippi after two years at Pearl River Community College (Poplarville, Miss.)...Appeared in 26 games with 13 starts in two years for the Golden Eagles, recording 104 tackles (70 solo), three tackles for a loss, five INTs, a forced fumble, a fumble recovery and 12 passes defended...Majoried in kinesiology...**Senior season (2017):** Started all 13 games and led the team with 87 tackles (59 solo) while adding three tackles for a loss, a career-best three INTs, a forced fumble, a fumble recovery and 10 passes defended...Earned honorable mention All-Conference USA recognition...Led the team with a career-high 14 tackles (11 solo), including a tackle for a loss, vs. Florida State (Dec. 27) in the Independence Bowl...**Junior season (2016):** Saw action in 13 games, recording 17 tackles (11 solo), four passes defended and two INTs (tied for team lead)...Recorded a solo tackle and picked off QB Danny Etling for his first career INT at

LSU (Oct. 15)...Posted a season-best four tackles (all solo) and an INT vs. Louisiana-Lafayette (New Orleans Bowl, Dec. 17)...**Sophomore season (2015):** Earned first-team All-Mississippi Association of Community and Junior Colleges recognition as a kick returner/defensive back for Pearl River...Returned nine kickoffs for 356 yards (39.6 yards per return), including bringing one back for a 97-yard TD vs. Southwest Mississippi CC (Sept. 24)...Finished with 72 tackles (61 solo), including one for a loss...Had eight pass breakups and an INT and also posted a QB hurry and two forced fumbles...**Freshman season (2014):** Appeared in seven games at Pearl River, finishing with 11 tackles (10 solo) and an INT...Recorded an INT at Southwest Mississippi CC (Sept. 25)...Returned two kickoffs at Northeast Mississippi CC (Oct. 16) for 58 yards (29.0 avg.).

**PERSONAL:** Given name Tarvarius Brennan Moore...First name is pronounced tuh-VAIR-ee-us...Born in Quitman, Miss...His cousin, Antonio McDyess, was the No. 2 overall pick in the 1995 NBA Draft and went on to play 15 seasons in the league for the Denver Nuggets, Phoenix Suns, New York Knicks, Detroit Pistons and San Antonio Spurs...**High school:** Was a three-year standout safety at Quitman (Miss.) High School, where he earned Class 3A second-team all-state honors as a senior from the Mississippi Coaches Association...Helped lead the Panthers to three consecutive South State title game appearances.

**NFL debut:** at Minnesota, 9/9/19  
**First NFL start:** at Chicago, 12/23/19

**CAREER TRANSACTIONS**

- 2018 Selected by San Francisco 49ers as second of two choices in the third round (95th overall) of '18 NFL Draft, April 26 (pick obtained from New England for T Trent Brown and a 2018 fifth-round pick)...Signed first contract, May 7.
- 2021 Placed on reserve/physically unable to perform (Achilles), Aug. 31.
- 2023 Signed by Green Bay Packers as unrestricted free agent, March 17.

**TARVARIUS MOORE'S NFL REGULAR-SEASON DEFENSIVE STATISTICS**

YEAR	TEAM	GP	GS	TK	TACKLES							INTERCEPTIONS							ST			MISC					
					S	A	TFL	YDS	SK	YDS	QBH	NO	YDS	LG	TD	PD	FF	FR	TD	YDS	TK	S	A	FF	FR	S	A
2018	49ers	16	2	19	16	3	0	0	0.0	0.0	0	0	0	0	0	2	1	0	0	0	4	4	0	0	0	0	0
2019	49ers	16	3	15	10	5	0	0	0.0	0.0	0	0	0	0	0	3	0	0	0	0	10	6	4	0	0	0	0
2020	49ers	16	8	49	34	15	1	11	0.0	0.0	0	0	0	0	1	1	1	0	0	3	3	0	0	0	0	0	0
2022	49ers	13	0	4	3	1	0	0	0.0	0.0	0	0	0	0	0	0	0	0	0	4	4	0	0	0	0	0	0
<b>NFL TOTALS</b>		<b>61</b>	<b>13</b>	<b>87</b>	<b>63</b>	<b>24</b>	<b>1</b>	<b>11</b>	<b>0.0</b>	<b>0.0</b>	<b>0</b>	<b>0</b>	<b>0</b>	<b>0</b>	<b>0</b>	<b>6</b>	<b>2</b>	<b>1</b>	<b>0</b>	<b>3</b>	<b>21</b>	<b>17</b>	<b>4</b>	<b>0</b>	<b>0</b>	<b>0</b>	<b>0</b>

**TARVARIUS MOORE'S NFL POSTSEASON DEFENSIVE STATISTICS**

YEAR	TEAM	GP	GS	TK	TACKLES							INTERCEPTIONS							ST			MISC					
					S	A	TFL	YDS	SK	YDS	QBH	NO	YDS	LG	TD	PD	FF	FR	TD	YDS	TK	S	A	FF	FR	S	A
2019	49ers	3	0	0	0	0	0	0	0.0	0.0	0	1	7	7	0	2	0	0	0	0	2	2	0	0	0	0	0
2022	49ers	3	0	1	1	0	0	0	0.0	0.0	0	0	0	0	0	0	0	0	0	1	0	1	0	0	0	0	0
<b>NFL TOTALS</b>		<b>6</b>	<b>0</b>	<b>1</b>	<b>1</b>	<b>0</b>	<b>0</b>	<b>0</b>	<b>0.0</b>	<b>0.0</b>	<b>0</b>	<b>1</b>	<b>7</b>	<b>7</b>	<b>0</b>	<b>2</b>	<b>0</b>	<b>0</b>	<b>0</b>	<b>0</b>	<b>3</b>	<b>2</b>	<b>1</b>	<b>0</b>	<b>0</b>	<b>0</b>	<b>0</b>

**SINGLE-GAME HIGHS: DEFENSIVE**

**Total Tackles** 11 at Arizona Cardinals, Dec 26, 2020  
 8 at Tampa Bay Buccaneers, Sep 08, 2019  
**Solo Tackles** 7 at Arizona Cardinals, Dec 26, 2020  
 7 vs. Chicago Bears, Dec 23, 2018  
**Passes Defensed** 2 vs. Seattle Seahawks, Dec 16, 2018  
 1 at New England Patriots, Oct 25, 2020  
**Forced Fumbles** ...3 more at 1.  
 1 at New Orleans Saints, Nov 15, 2020  
 1 vs. Chicago Bears, Dec 23, 2018

**Fumble Recoveries** 1 at New York Giants, Sep 27, 2020  
**Tackles For Loss** 1 at Dallas Cowboys, Dec 20, 2020  
**Special Teams Tackles** 3 vs. Denver Broncos, Dec 09, 2018  
 2 vs. Los Angeles Rams, Dec 21, 2019  
 ...2 more at 2.  
**Longest Opponent's Fumble Return** 3 at New York Giants, Sep 27, 2020



**2022 GXG REGULAR SEASON (49ERS)**

DATE OPPONENT	P/S	TK	S	A	SK	YDS	INT	PD	FF	FR
09/11 at Bears	P	0	0	0	0.0	0.0	0	0	0	0
09/18 Seahawks	P	0	0	0	0.0	0.0	0	0	0	0
09/25 at Broncos	P	1	0	1	0.0	0.0	0	0	0	0
10/03 Rams		INACTIVE/INJURY								
10/09 at Panthers		INACTIVE/INJURY								
10/16 at Falcons	P	1	1	0	0.0	0.0	0	0	0	0
10/23 Chiefs	P	2	2	0	0.0	0.0	0	0	0	0
10/30 at Rams	P	0	0	0	0.0	0.0	0	0	0	0
11/13 Chargers	P	0	0	0	0.0	0.0	0	0	0	0
11/21 at Cardinals	P	0	0	0	0.0	0.0	0	0	0	0
11/27 Saints	P	0	0	0	0.0	0.0	0	0	0	0
12/04 Dolphins	P	0	0	0	0.0	0.0	0	0	0	0
12/11 Buccaneers		INACTIVE/INJURY								
12/15 at Seahawks		INACTIVE/INJURY								
12/24 Commanders	P	0	0	0	0.0	0.0	0	0	0	0
01/01 at Raiders	P	0	0	0	0.0	0.0	0	0	0	0
01/08 Cardinals	P	0	0	0	0.0	0.0	0	0	0	0
<b>2022 TOTALS</b>	<b>13-0</b>	<b>4</b>	<b>3</b>	<b>1</b>	<b>0.0</b>	<b>0.0</b>	<b>0</b>	<b>0</b>	<b>0</b>	<b>0</b>

**2022 GXG POSTSEASON (49ERS)**

01/14 Seahawks	P	1	1	0	0.0	0.0	0	0	0	0
01/22 Cowboys	P	0	0	0	0.0	0.0	0	0	0	0
01/29 at Eagles	P	0	0	0	0.0	0.0	0	0	0	0
<b>2022 TOTALS</b>	<b>3-0</b>	<b>1</b>	<b>1</b>	<b>0</b>	<b>0.0</b>	<b>0.0</b>	<b>0</b>	<b>0</b>	<b>0</b>	<b>0</b>

**2020 GXG REGULAR SEASON (49ERS)**

DATE OPPONENT	P/S	TK	S	A	SK	YDS	INT	PD	FF	FR
09/13 Cardinals	P	1	1	0	0.0	0.0	0	0	0	0
09/20 at Jets	P	2	2	0	0.0	0.0	0	0	0	0
09/27 at Giants	P	1	0	1	0.0	0.0	0	0	1	0
10/04 Eagles	P	0	0	0	0.0	0.0	0	0	0	0
10/11 Dolphins	P	0	0	0	0.0	0.0	0	0	0	0
10/18 Rams	P	0	0	0	0.0	0.0	0	0	0	0
10/25 at Patriots	S	6	5	1	0.0	0.0	0	1	0	0
11/01 at Seahawks	P	0	0	0	0.0	0.0	0	0	0	0
11/05 Packers	P	0	0	0	0.0	0.0	0	0	0	0
11/15 at Saints	S	6	4	2	0.0	0.0	0	1	0	0
11/29 at Rams	S	3	1	2	0.0	0.0	0	0	0	0
12/07 Bills	S	6	3	3	0.0	0.0	0	0	0	0
12/13 Football Team	S	3	3	0	0.0	0.0	0	0	0	0
12/20 at Cowboys	S	6	4	2	0.0	0.0	0	0	0	0
12/26 at Cardinals	S	11	7	4	0.0	0.0	0	0	0	0
01/03 Seahawks	S	4	4	0	0.0	0.0	0	0	0	0
<b>2020 TOTALS</b>	<b>16-8</b>	<b>49</b>	<b>34</b>	<b>15</b>	<b>0.0</b>	<b>0.0</b>	<b>0</b>	<b>1</b>	<b>1</b>	<b>1</b>

**2018 GXG REGULAR SEASON (49ERS)**

DATE OPPONENT	P/S	TK	S	A	SK	YDS	INT	PD	FF	FR
09/09 at Vikings	P	0	0	0	0.0	0.0	0	0	0	0
09/16 Lions	P	0	0	0	0.0	0.0	0	0	0	0
09/23 at Chiefs	P	0	0	0	0.0	0.0	0	0	0	0
09/30 at Chargers	P	0	0	0	0.0	0.0	0	0	0	0
10/07 Cardinals	P	0	0	0	0.0	0.0	0	0	0	0
10/15 at Packers	P	0	0	0	0.0	0.0	0	0	0	0
10/21 Rams	P	1	0	1	0.0	0.0	0	0	0	0
10/28 at Cardinals	P	0	0	0	0.0	0.0	0	0	0	0
11/01 Raiders	P	0	0	0	0.0	0.0	0	0	0	0
11/12 Giants	P	0	0	0	0.0	0.0	0	0	0	0
11/25 at Buccaneers	P	2	2	0	0.0	0.0	0	0	0	0
12/02 at Seahawks	P	0	0	0	0.0	0.0	0	0	0	0
12/09 Broncos	P	0	0	0	0.0	0.0	0	0	0	0
12/16 Seahawks	P	7	5	2	0.0	0.0	0	2	0	0
12/23 Bears	S	7	7	0	0.0	0.0	0	1	0	0
12/30 at Rams	S	2	2	0	0.0	0.0	0	0	0	0
<b>2018 TOTALS</b>	<b>16-2</b>	<b>19</b>	<b>16</b>	<b>3</b>	<b>0.0</b>	<b>0.0</b>	<b>0</b>	<b>2</b>	<b>1</b>	<b>0</b>

**2021 GXG REGULAR SEASON (49ERS)**

DATE OPPONENT	P/S	TK	S	A	SK	YDS	INT	PD	FF	FR
09/12 at Lions		RESERVE/PUP								
09/19 at Eagles		RESERVE/PUP								
09/26 Packers		RESERVE/PUP								
10/03 Seahawks		RESERVE/PUP								
10/10 at Cardinals		RESERVE/PUP								
10/24 Colts		RESERVE/PUP								
10/31 at Bears		RESERVE/PUP								
11/07 Cardinals		RESERVE/PUP								
11/15 Rams		RESERVE/PUP								
11/21 at Jaguars		RESERVE/PUP								
11/28 Vikings		RESERVE/PUP								
12/05 at Seahawks		RESERVE/PUP								
12/12 at Bengals		RESERVE/PUP								
12/19 Falcons		RESERVE/PUP								
12/23 at Titans		RESERVE/PUP								
01/02 Texans		RESERVE/PUP								
01/09 at Rams		RESERVE/PUP								
<b>2021 TOTALS</b>		<b>0</b>	<b>0</b>	<b>0</b>	<b>0.0</b>	<b>0.0</b>	<b>0</b>	<b>0</b>	<b>0</b>	<b>0</b>

**2021 GXG POSTSEASON (49ERS)**

01/16 at Cowboys		RESERVE/PUP								
01/22 at Packers		RESERVE/PUP								
01/30 at Rams		RESERVE/PUP								
<b>2021 TOTALS</b>		<b>0</b>	<b>0</b>	<b>0</b>	<b>0.0</b>	<b>0.0</b>	<b>0</b>	<b>0</b>	<b>0</b>	<b>0</b>

**2019 GXG REGULAR SEASON (49ERS)**

DATE OPPONENT	P/S	TK	S	A	SK	YDS	INT	PD	FF	FR
09/08 at Buccaneers	S	8	5	3	0.0	0.0	0	1	0	0
09/15 at Bengals	S	4	2	2	0.0	0.0	0	0	0	0
09/22 Steelers	S	2	2	0	0.0	0.0	0	0	0	0
10/07 Browns	P	0	0	0	0.0	0.0	0	0	0	0
10/13 at Rams	P	0	0	0	0.0	0.0	0	0	0	0
10/20 at Redskins	P	0	0	0	0.0	0.0	0	0	0	0
10/27 Panthers	P	0	0	0	0.0	0.0	0	0	0	0
10/31 at Cardinals	P	0	0	0	0.0	0.0	0	0	0	0
11/11 Seahawks	P	0	0	0	0.0	0.0	0	0	0	0
11/17 Cardinals	P	0	0	0	0.0	0.0	0	1	0	0
11/24 Packers	P	1	1	0	0.0	0.0	0	0	0	0
12/01 at Ravens	P	0	0	0	0.0	0.0	0	0	0	0
12/08 at Saints	P	0	0	0	0.0	0.0	0	1	0	0
12/15 Falcons	P	0	0	0	0.0	0.0	0	0	0	0
12/21 Rams	P	0	0	0	0.0	0.0	0	0	0	0
12/29 at Seahawks	P	0	0	0	0.0	0.0	0	0	0	0
<b>2019 TOTALS</b>	<b>16-3</b>	<b>15</b>	<b>10</b>	<b>5</b>	<b>0.0</b>	<b>0.0</b>	<b>0</b>	<b>3</b>	<b>0</b>	<b>0</b>

**2019 GXG POSTSEASON (49ERS)**

01/11 Vikings	P	0	0	0	0.0	0.0	0	0	0	0
01/19 Packers	P	0	0	0	0.0	0.0	0	0	0	0
02/02 at Chiefs	P	0	0	0	0.0	0.0	0	1	2	0
<b>2019 TOTALS</b>	<b>3-0</b>	<b>0</b>	<b>0</b>	<b>0</b>	<b>0.0</b>	<b>0.0</b>	<b>1</b>	<b>2</b>	<b>0</b>	<b>0</b>

**MOST DIVISION TITLES, 1995-2022**

19 New England	AFC East 1996-97, 2001, '03-07, '09-19
13 Green Bay	NFC Central 1995-97, NFC North 2002-04, '07, '11-14, '16, '19-21
12 Pittsburgh	AFC Central 1995-97, 2001, AFC North 2002, '04, '07-08, '10, '14, '16-17, '20
11 Kansas City	AFC West 1995, '97, 2003, '10, '16-22
Philadelphia	NFC East 2001-04, '06, '10, '13, '17, '19, '22
10 Indianapolis	AFC East 1999; AFC South 2003-07, '09-10, '13-14
Seattle	AFC West 1999; NFC West 2004-07, '10, '13-14, '16, '20
9 Dallas	NFC East 1995-96, '98, 2007, '09, '14, '16, '18, '21
8 Denver	AFC West 1996, '98, 2005, '11-15
New Orleans	NFC West 2000; NFC South 2006, '09, '11, '17-20
7 Minnesota	NFC Central 1998, 2000; NFC North 2008-09, '15, '17, '22
San Francisco	NFC West 1995, '97, 2002, '11-12, '19, '22
6 Carolina	NFC West 1996; NFC South 2003, '08, '13-15
Cincinnati	AFC North 2005, '09, '13, '15, '21-22
6 Baltimore	AFC North 2003, '06, '11-12, '18-19
Houston	AFC South 2011-12, '15-16, '18-19
St. Louis/L.A. Rams	NFC West 1999, 2001, '03, '17-18, '21
Tampa Bay	NFC Central 1999; NFC South 2002, '05, '07, '21-22
5 Atlanta	NFC West 1998; NFC South 2004, '10, '12, '16
Chicago	NFC Central 2001; NFC North 2005-06, '10, '18
N.Y. Giants	NFC East 1997, 2000, '05, '08, '11
San Diego/L.A. Chargers	AFC West 2004, '06-09
Jacksonville	AFC Central 1998-99; AFC South 2017, '22
Tennessee	AFC Central 2000; AFC South 2002, '08, '20-21
4 Washington	NFC East 1999, 2012, '15, '20
3 Arizona	NFC West 2008-09, '15
Oakland/Las Vegas	AFC West 2000-02
Buffalo	AFC East, 2020-22

## 71 JOSH MYERS

CENTER/GUARD  
OHIO STATE

Third NFL Season &gt; Third Packers Season



Ht: 6-5 &gt; Wt: 310 &gt; Born: July 16, 1998 &gt; NFL Games Played/Started: 23/23 &gt; Acquired: D2-21

## PRO HIGHLIGHTS:

> Started all 17 games at center last season, one of only two offensive linemen (G Jon Runyan) to open every game for the Packers in 2022.

> Was part of a line that helped the Packers rank No. 7 in the NFL in sacks allowed (32) last season, including just 17 in Weeks 7-18, tied for the third fewest in the league over that span.

> Appeared on a team-high 1,047 offensive snaps in 2022.

> Started at C in all six games he appeared in as a rookie in 2021, missing 10 contests due to a knee injury and one due to a finger injury.

> Joined Corey Linsley (2014) as the only rookies to start at center for the Packers in the season opener since the 1970 AFL-NFL merger.

> Was selected by the Packers in the second round (No. 62 overall) of the 2021 NFL Draft, becoming the second center from Ohio State to be drafted by Green Bay (Linsley, fifth round, 2014).

**2022 SEASON:** Started all 17 games at C and was part of a line that helped the Packers rank No. 7 in the NFL in sacks allowed (32), including just 17 in Weeks 7-18, tied for the third fewest in the league over that span... **Vs. Chicago (Sept. 18):** Was part of a line that cleared the way for Green Bay to rack up 203 yards on 38 carries (5.3 avg.), its first 200-yard rushing game since Dec. 27, 2020, vs. Tennessee (37-234)... **At Tampa Bay (Sept. 25):** Started and played 59 of 62 snaps, leaving the game during the final series (cramps). Was part of a line that allowed only one sack of QB Aaron Rodgers... **Vs. New England (Oct. 2):** Helped the offense register a season-high 443 yards and was part of a line that allowed only one sack of Rodgers for the second straight game... **At Buffalo (Oct. 30):** Helped the Packers rack up a season-high 208 yards rushing on 31 carries (6.7 avg.)... **Vs. Dallas (Nov. 13):** Part of a line that helped clear the way for Green Bay to post 30-plus points (31), 400-plus total yards (415) and 200-plus rushing yards (207) for the first time since Dec. 27, 2020, vs. Tennessee... **At Chicago (Dec. 4):** Part of a line that did not allow a sack of Rodgers and cleared the way for the team's 175 rushing yards and two TDs on 32 carries (5.5 avg.)... **Vs. L.A. Rams (Dec. 19):** Helped the offense post season highs in first downs (27) and time of possession (37:19)... **Vs. Minnesota (Jan. 1):** Part of a line that allowed just one sack of Rodgers and cleared the way for RB Aaron Jones' 111 rushing yards on just 14 carries (7.9 avg.).

**2021:** Started all six games at C that he appeared in (Weeks 1-4, 6, 18)... Was inactive (finger) in Week 5 and was placed on injured reserve (knee) on Oct. 23 before being activated on Jan. 8... **At New Orleans (Sept. 12):** Started and played all 57 snaps in his NFL debut, becoming just the second Green Bay center to start in Week 1 as a rookie since the 1970 AFL-NFL merger (Linsley, 2014)... **At San Francisco (Sept. 26):** Helped protect Rodgers as he was sacked just once on the evening and as he completed 23 of 33 passes for 261 yards and two TDs (113.3 rating)... **At Chicago (Oct. 17):** Started, but left the game after just four snaps after sustaining a knee injury and did not return... **At Detroit (Jan. 9):** Returned after missing 10

## AT A GLANCE ...



- Started all 17 games at center last season, one of only two offensive linemen (G Jon Runyan) to open every game for the Packers in 2022. Appeared on a team-high 1,047 offensive snaps.
- Was part of a line that helped the Packers rank No. 7 in the NFL in sacks allowed (32) last season, including just 17 in Weeks 7-18, tied for the third fewest in the league over that span.
- Started at C in all six games he appeared in as a rookie in 2021, missing 10 contests due to a knee injury and one due to a finger injury.
- Joined Corey Linsley (2014) as the only rookies to start at center for the Packers in the season opener since the 1970 AFL-NFL merger.
- Played in 31 games in three years (2018-20) at Ohio State and started his final 21 contests at center for the Buckeyes.
- Was a part of teams that only lost one game each season he played, won three Big Ten titles with an overall record of 23-1, appeared in back-to-back College Football Playoffs for the first time in school history (2019-20), finished in the top three in the final poll by *The Associated Press* all three years and won a Rose Bowl (2018) and a Sugar Bowl (2020).
- In 2020, was a team captain, was named second-team All-American by *Sporting News* and first-team All-Big Ten by the coaches, and was a Rimington Trophy finalist, an award given to the nation's best center.

games, starting at C and playing all 32 snaps in the first half. Helped to protect Rodgers as he connected on 14 of 18 passes for 138 yards and two TDs with no INTs (135.6 rating)... **Vs. San Francisco (NFC Divisional, Jan. 22):** Started at C and played all 56 snaps in his NFL playoff debut... **2021 Draft:** Selected by the Packers in the second round (No. 62 overall), becoming the second center from Ohio State to be drafted by Green Bay (Linsley, fifth round, 2014).

**COLLEGE:** Played in 31 games in three seasons and started his final 21 contests at center for the Buckeyes... Was a part of teams that only lost one game each season he played, won three Big Ten titles with an overall record of 23-1, appeared in back-to-back College Football Playoffs for the first time in school history (2019-20), finished in the top three in the final AP poll all three years and won a Rose Bowl (2018) and a Sugar Bowl (2020)... Earned his degree in social work... **Junior season (2020):** Started all seven games and served as a team captain... Earned second-team All-America honors from *Sporting News*, first-team All-Big Ten recognition from the coaches and was a Rimington Trophy finalist, an award given to the nation's best center... Was a member of a line that was a semifinalist for the Joe Moore Award, which is given to the top offensive line in college football... Part of an offense that ranked No. 7 in the nation in total offense (519.4 ypg), No. 8 in rushing offense (256.9 ypg) and No. 11 in points per game (41.0)... Part of a line that helped RB Trey Sermon rush for a school-record 331 yards on 29 carries (11.4 avg.) with two TDs vs. Northwestern (Dec. 19) in the Big Ten title game, the most rushing yards all-time by a player in a conference championship game... Blocked for QB Justin Fields, who completed 22 of 28 passes for 385 yards and a school-record six TDs, and Sermon, who racked up 254 total yards vs. Clemson (Sugar

Bowl, College Football Semifinal, Jan. 1)...**Sophomore season (2019):** Started all 14 contests, playing on 900-plus snaps... Earned second-team All-Big Ten honors from the media and third-team recognition from the coaches... Helped the Buckeyes post a school-record plus-464 point differential and the second-most points in school history (656)... Part of a line that blocked for J.K. Dobbins, who became Ohio State's first 2,000-yard rusher (2,049), and Fields, who was a Heisman Trophy finalist after finishing No. 3 in the nation with 51 total TDs... Member of a unit that helped Fields become the first QB in Big Ten history with 40-plus passing TDs (41) and 10-plus rushing TDs (10) in the same season... Part of an offense that scored over 40 points in each of their first five games to tie for the longest streak in a single season for OSU dating back to 1869 (sports-reference.com)... Helped the Buckeyes finish in the top 10 in the nation in first downs per game (No. 1 with 28.4), points per game (No. 3 with 46.9), yards per game (No. 4 with 529.9), rushing yards per game (No. 5 with 267.3), yards per play (No. 6 with 7.0) and yards per carry (No. 6 with 5.7)... As a team, the Buckeyes rushed for 200-plus yards in 12 games...  
**Redshirt freshman season (2018):** Played in 10 games as the backup to All-American Michael Jordan... Part of a team that won the Big Ten and made its 15th appearance in the Rose Bowl, beating Washington, 28-23.

**PERSONAL:** Given name Joshua David Myers... Born in Dayton, Ohio... His mother, Julie, is in the University of Dayton athletics hall of fame as a basketball player... His father, Brad, was an offensive lineman at the University of Kentucky from 1984-87... His brother, Zach, played on the offensive line at Kentucky from 2012-16...  
**High school:** Was a first-team Division II AP all-state pick as a junior and senior and helped Miamisburg (Ohio) High School to a 34-12 four-year record and four state playoff appearances... Was named first-team All-Greater Western Ohio Conference four times and was selected to the U.S. Army All-American team... Committed to Ohio State as a sophomore after initially receiving a scholarship offer from the Buckeyes as a freshman... Ranked as the No. 1 player in the state and was rated as the No. 3 guard in the nation (Scout), the No. 2 guard by Rivals and the No. 6 guard by ESPN... Was the first offensive lineman to be named player of the year by JJ Huddle, an Ohio high school sports publication.

**NFL debut/first start:** at New Orleans, 9/12/21

**CAREER TRANSACTIONS**

- 2021 Selected by Green Bay Packers in the second round (62nd overall) of '21 NFL Draft, April 30... Signed first contract, May 14... Placed on injured reserve (knee), Oct. 23.
- 2022 Activated from injured reserve, Jan. 8.

**JOSH MYERS' NFL REGULAR-SEASON STATISTICS**

DATE	TEAM	GP	GS
2021	Packers	6	6
2022	Packers	17	17
<b>NFL TOTALS</b>		<b>23</b>	<b>23</b>

**JOSH MYERS' NFL POSTSEASON STATISTICS**

DATE	TEAM	GP	GS
2021	Packers	1	1
<b>NFL TOTALS</b>		<b>1</b>	<b>1</b>

**THE ORIGINAL PACKERS**

The Packers were born on Aug. 11, 1919. Founded by local football star Curly Lambeau and newspaperman George Whitney Calhoun, they were sponsored by the local Indian Packing Co. The original Packers played 11 games, mostly against other semipro teams from Wisconsin and Michigan's Upper Peninsula. They finished 10-1 and outscored their opponents, 565-12.

The team played in an open area of Hagemeister Park with no fence or bleachers. It also had a distinctly local flavor. Of the 25 players who appeared in at least one game, 17 had played football at either Green Bay East High School or Green Bay West. Three others were born in the Green Bay area. One player appeared in only one game and was listed in the lineup only by a last name, Bradlee, and no other details are known about him.

The Packers also played a semipro schedule in 1920, going 9-1-1, before joining what is now the National Football League in 1921.

Name, Position	Games	Name, Position	Games	Name, Position	Games
Nate Abrams, E	11	Wally Ladrow, B	10	Sam Powers, T	11
Henry "Tubby" Bero, B	10	Curly Lambeau, B	11	Gus Rosenow, B	11
*Bradlee, T	1	Wes Leaper, T-E-C	5	Charlie Sauber, C-G-T	7
James Coffeen, B	10	Herm Martell, E	9	Lyle "Cowboy" Wheeler, E	2
John Des Jardins, T-G	4	Al Martin, B	5	Milt Wilson, T-G	6
Clement "Dutch" Dwyer, B	2	Orlo "Toody" McLean, B	11	Carl Zoll, G	10
Rigney Dwyer, E	9	Andy Muldoon, T-G	8	Martin Zoll, G	11
Jennings Gallagher, B	9	Herb Nichols, E	5	<i>*Listed only by a last name in the lineup; no other details are known about him or even if Bradlee was his name.</i>	
Frank "Fritz" Gavin, C-E	11	Al Petcka, T	7		



# 70 ROYCE NEWMAN

GUARD/TACKLE  
MISSISSIPPI

Third NFL Season > Third Packers Season



Ht: 6-5 > Wt: 310 > Born: August 17, 1997 > NFL Games Played/Started: 34/22 > Acquired: D4-21

## PRO HIGHLIGHTS:

- Appeared in all 34 games with 22 starts in his first two seasons, starting 21 games at right guard and one at right tackle.
- Played in all 17 games with six starts last season, opening five contests at RG (Weeks 2-6) and one at RT (Week 1).
- Appeared in all 17 games with 16 starts at RG in 2021, the most starts by a rookie guard for the Packers since the 1970 AFL-NFL merger.
- Started in the season opener at New Orleans in 2021, becoming just the third Green Bay rookie to start at RG in Week 1 since the 1970 AFL-NFL merger (William Whitticker, 2005; Tony Moll, 2006).
- Was selected by the Packers in the fourth round (No. 142 overall) of the 2021 NFL Draft, becoming the first player drafted by Green Bay out of the University of Mississippi since T Jeff Miller was picked in the fourth round (No. 117 overall) of the 1995 NFL Draft.

**2022 SEASON:** Played in all 17 games with six starts, opening five contests at RG (Weeks 2-6) and one at RT (Week 1)...**At Minnesota (Sept. 11):** Made his first career start at RT, appearing on all 61 snaps and helping the Packers rack up 111 rushing yards on just 18 carries (6.2 avg.)...**Vs. Chicago (Sept. 18):** Started at RG and helped clear the way for Green Bay to register 203 yards on 38 carries (5.3 avg.), its first 200-yard rushing game since Dec. 27, 2020, vs. Tennessee (37-234)...**Vs. New England (Oct. 2):** Started at RG as the line helped the offense rack up a season-high 443 yards and allowed only one sack of QB Aaron Rodgers for the second straight game...**At Miami (Dec. 25):** Came in at RT for an injured Yosh Nijman (shoulder) in the second quarter and played the final 48 snaps, helping to protect Rodgers as he threw for 238 yards and a TD on 24-of-38 passing.

**2021:** Appeared in all 17 games with 16 starts at RG (Weeks 1-12, 14-17)...**At New Orleans (Sept. 12):** Started and played all 57 snaps in his NFL debut, becoming just the third Green Bay rookie to start at right guard in Week 1 since the 1970 merger (Whitticker, 2005; Moll, 2006)...**At Cincinnati (Oct. 10):** Helped the offense produce a 300-yard passer (QB Aaron Rodgers, 344), a 200-yard receiver (WR Davante Adams, 206) and a 100-yard rusher (RB Aaron Jones, 103) in the same game for the first time in team history as the Packers posted 466 total yards of offense...**Vs. Seattle (Nov. 14):** Part of a line that allowed just one sack for the third consecutive game...**Vs. Minnesota (Jan. 2):** Helped the offense rack up season highs for total yards (481), rushing yards (174) and first downs (29). Part of a line that did not allow a sack for the second straight game, the Packers' first time doing so since 2010 (Weeks 2-3). Took the final snap of the game (kneel-down) at LG...**At Detroit (Jan. 9):** Did not start, but played the entire second half at RG (36 snaps)...**Vs. San Francisco (NFC Divisional, Jan. 22):** Appeared on three plays on special teams in his NFL playoff debut...**2021 Draft:** Selected by the Packers in the fourth round (No. 142 overall), becoming the first player drafted by Green Bay out of the University of Mississippi since Miller was chosen in the fourth round (No. 117 overall) in 1995.

**COLLEGE:** Played in 43 games over four seasons, starting the final 22 games over his final two years (10 games at right tackle

## AT A GLANCE ...



- Appeared in all 34 games with 22 starts in his first two seasons, starting 21 games at right guard and one at right tackle.
- Played in all 17 games with six starts last season, opening five contests at RG (Weeks 2-6) and one at RT (Week 1).
- Appeared in all 17 games with 16 starts at RG in 2021, the most starts by a rookie guard for the Packers since the 1970 AFL-NFL merger.
- Started in the season opener at New Orleans in 2021, becoming just the third Green Bay rookie to start at RG in Week 1 since the 1970 AFL-NFL merger (William Whitticker, 2005; Tony Moll, 2006).
- Played in 43 games over four seasons at Mississippi, starting the final 22 games in his last two seasons.
- Reached all 10 games at RT in 2020 and helped Mississippi start the Outback Bowl, its first bowl appearance since the 2015 season.

in 2020 and 12 games at left guard in 2019)...Earned his degree in criminal justice...**Senior season (2020):** Started all 10 games at RT, allowing just two sacks on 430 pass blocks...Participated in the 2021 Reese's Senior Bowl...Was part of a line that tied for No. 4 in the SEC with 19 sacks allowed...Blocked for an offense that ranked in the top three in the SEC in yards per game (No. 1, 555.5), rushing yards per game (No. 1, 210.6), passing yards per attempt (No. 2, 10.3), completion percentage (No. 2, 71.0), rushing TDs (No. 2, 23), points per game (No. 3, 39.2), touchdowns (No. 3, 54), yards per play (No. 3, 6.97), passing TDs (No. 3, 30) and passing yards per game (No. 3, 344.9)...Finished with the best run-blocking grade among Ole Miss linemen vs. Florida (Sept. 26) as the Rebels racked up 613 total yards, the first time since 1969 (vs. Alabama) that they posted 600-plus yards of total offense and 400-plus yards passing vs. an SEC opponent...Was the highest-rated run blocker on the offensive line vs. Alabama (Oct. 10) and helped the offense record 647 yards, the most a Crimson Tide defense had ever given up...Blocked for an offense that totaled 708 total yards vs. South Carolina (Nov. 14), the third most in school history and the most in an SEC contest...**Junior season (2019):** Started all 12 games at LG, allowing just one sack on 416 pass blocks...Played a total of 895 snaps on the season, with 768 coming at LG and 141 at RG...Made his first career start at LG and did not allow a sack or QB hit on 53 snaps at Memphis (Aug. 31)...Tied for the team lead with 91 snaps at Alabama (Sept. 28) and did not allow a sack or QB hit...Did not allow a QB hit, pressure, sack or hurry vs. New Mexico State (Nov. 9) and helped Ole Miss record the fifth-most rushing yards in school history (447) and the most since 1962...**Sophomore season (2018):** Appeared in all 12 games on special teams and as a reserve offensive lineman...Saw action on the offensive line vs. Kent State (Sept. 22), helping to block for QB Jordan Ta'amu, who posted 442 passing yards (No. 4 in school history)...Appeared on 19 snaps vs. Louisiana-Monroe (Oct. 6) and helped block for an Ole Miss offense that set school records for both total offense (826 yards) and passing yards (517)...**Redshirt freshman season (2017):** Played in nine games as a redshirt freshman...Made his college debut in the season opener vs. South Alabama (Sept. 2).



**PERSONAL:** Given name Royce Dalton Newman...Born in Brees, Ill. ...His brother, Travis, played on the offensive line at Division II McKendree University from 2012-15 and his sister, Mackenzie, played volleyball at Rend Lake College...**High school:** Helped lead Nashville (Ill.) High School to the semifinals of the 2A state playoffs...Earned first-team all-area honors from

the *Belleville News-Democrat* in both football and basketball, as well as 2A all-state recognition in basketball from the Illinois Football Coaches Association...Played offensive tackle, tight end and defensive end in football and power forward in basketball... Rated a four-star prospect by Scout and 247Sports and ranked among the top 250 national recruits by both outlets.

**NFL debut/first start:** at New Orleans, 9/12/21

**CAREER TRANSACTIONS**

- 2021 Selected by Green Bay Packers in the fourth round (142nd overall) of '21 NFL Draft, May 1...Signed first contract, May 14.

**ROYCE NEWMAN'S NFL REGULAR-SEASON STATISTICS**

DATE	TEAM	GP	GS
2021	Packers	17	16
2022	Packers	17	6
<b>NFL TOTALS</b>		<b>34</b>	<b>22</b>

**ROYCE NEWMAN'S NFL POSTSEASON STATISTICS**

DATE	TEAM	GP	GS
2021	Packers	1	0
<b>NFL TOTALS</b>		<b>1</b>	<b>0</b>

**SPECIAL TEAMS TOUCHDOWNS, 1959-2022**

01/01/23	Min	Keisean Nixon	105-yard KR	W, 41-17
09/16/18	Min	Josh Jackson	recovery of blocked punt in EZ	T, 29-29
12/28/14	Det	Micah Hyde	55-yard PR	W, 30-20
11/16/14	Phi	Micah Hyde	75-yard PR	W, 53-20
10/27/13	at Min	Micah Hyde	93-yard PR	W, 44-31
10/28/12	Jax	Dezman Moses	recovery of blocked punt in EZ	W, 24-15
09/13/12	ChiB	Tim Masthay	27-yard pass to Tom Crabtree (fake FG)	W, 23-10
09/09/12	SF	Randall Cobb	75-yard PR	L, 22-30
11/14/11	Min	Randall Cobb	80-yard PR	W, 45-7
09/08/11	NO	Randall Cobb	108-yard KR	W, 42-34
11/07/10	DalC	Nick Collins	26-yard return of fumbled kickoff	W, 45-7
11/09/08	at Min	Will Blackmon	65-yard PR	L, 27-28
09/08/08	Min	Will Blackmon	76-yard PR	W, 24-19
12/09/07	Oak	Will Blackmon	57-yard PR	W, 38-7
12/09/07	Oak	Will Blackmon	FR in EZ	W, 38-7
11/18/07	Car	Tramon Williams	94-yard PR	W, 31-17
09/09/07	Phi	Tracy White	FR in EZ	W, 16-13
12/25/05	ChiB	Antonio Chatman	85-yard PR	L, 17-24
12/28/03	Den	Marcus Wilkins	FR in EZ (kickoff)	W, 31-3
11/04/01	TB	Allen Rossum	55-yard PR	W, 21-20
09/24/01	Was	Rondell Mealey	27-yard FR	W, 37-0
11/19/00	Ind	Allen Rossum	92-yard KR	W, 26-24
01/02/00	Ari	Basil Mitchell	88-yard KR	W, 49-24
12/05/99	at ChiB	Keith McKenzie	45-yard return of fumbled punt	W, 35-19
10/25/98	BalR	Roell Preston	71-yard PR	W, 28-10
10/05/98	Min	Roell Preston	101-yard KR	L, 24-37
09/06/98	Det	Roell Preston	100-yard KR	W, 38-19
12/20/97	Buf	Tyrone Davis	FR in EZ (punt)	W, 31-21
01/26/97	NE*	Desmond Howard	99-yard KR	W, 35-21
01/04/97	SF*	Desmond Howard	71-yard PR	W, 35-14
12/15/96	at Det	Desmond Howard	92-yard PR	W, 31-3
12/01/96	ChiB	Desmond Howard	75-yard PR	W, 28-17
10/06/96	at ChiB	Don Beebe	90-yard KR	W, 37-6
09/15/96	SD	Desmond Howard	65-yard PR	W, 42-10
12/31/95	Atl*	Antonio Freeman	76-yard PR	W, 37-20
12/04/94	at Det	Robert Brooks	96-yard KR	L, 31-34
10/09/94	LARm	Robert Brooks	85-yard PR	W, 24-17
10/03/93	at DalC	Robert Brooks	95-yard KR	L, 14-36
09/20/92	Cin	Terrell Buckley	85-yard PR	W, 24-23
10/06/91	DalC+	Charles Wilson	82-yard KR	L, 17-20
12/22/90	Det	Darrell Thompson	76-yard KR	L, 17-24
12/02/90	at Min	Tiger Greene	36-yard return of blocked punt	L, 7-23
12/18/88	at PhoC	Ron Pitts	63-yard PR	W, 26-17
10/16/88	at Min	Tim Harris	10-yard return of blocked punt	W, 34-14
11/27/86	at Det	John Simmons	recovery of blocked punt in EZ	W, 44-40
11/27/86	at Det	Walter Stanley	83-yard PR	W, 44-40
12/09/84	at ChiB	Del Rodgers	97-yard KR	W, 20-14

10/02/83	TB	Phillip Epps	90-yard PR	W, 55-14
11/21/82	Min+	Maurice Harvey	25-yard return of fumbled kickoff	W, 26-7
11/08/81	NYG+	Mark Lee	94-yard PR	W, 26-24
09/07/80	ChiB	Chester Marcol	24-yard return of own blocked field goal	W, 12-6
11/04/79	NYJ	Aundra Thompson	100-yard KR	L, 22-27
10/15/78	Sea+	Steve Odom	95-yard KR	W, 45-28
09/24/78	at SD	Walt Landers	15-yard return of blocked punt	W, 24-3
11/06/77	at KC	Terrell Middleton	96-yard KR	L, 10-20
09/18/77	at NO	Willard Harrell	75-yard PR	W, 24-20
10/12/75	at NO	Steve Odom	93-yard KR	L, 19-20
11/24/74	SD	Eric Torkelson	FR in EZ (kickoff)	W, 34-0
11/10/74	ChiB+	Steve Odom	95-yard PR	W, 20-3
10/13/74	LARm+	Jon Stagers	68-yard PR	W, 17-6
12/17/72	at NO	Willie Buchanon	42-yard lateral from Clarence Williams (blocked FG attempt)	W, 30-20
11/19/72	at HouO	Jon Stagers	85-yard PR	W, 23-10
10/16/72	at Det	Ken Ellis	80-yard PR	W, 24-23
11/28/71	NO+	Dave Hampton	90-yard KR	L, 21-29
11/22/71	at Atl	Doug Hart	57-yard return of blocked field goal	L, 21-28
09/19/71	NYG	Ken Ellis	100-yard return of missed field goal	L, 40-42
12/06/70	at Pit	Larry Krause	100-yard KR	W, 20-12
10/04/70	Min+	Dave Hampton	101-yard KR	W, 13-10
11/02/69	at Pit	Travis Williams	83-yard PR	W, 38-34
09/28/69	SF+	Dave Hampton	87-yard PR	W, 14-7
10/13/68	LARm+	Tom Brown	52-yard PR	L, 14-16
12/09/67	at LARm	Travis Williams	104-yard KR	L, 24-27
11/12/67	CleB+	Travis Williams	87-yard KR	W, 55-7
11/12/67	CleB+	Travis Williams	85-yard KR	W, 55-7
10/30/67	at SILC	Travis Williams	93-yard KR	W, 31-23
01/01/67	at DalC*	Jim Grabowski	18-yard return of fumbled kickoff	W, 34-27
10/23/66	Atl+	Donny Anderson	77-yard PR	W, 56-3
10/18/64	at BalC	Elijah Pitts	65-yard PR	L, 21-24
10/13/63	at Min	Hank Gremminger	80-yard return of blocked FG	W, 37-28
10/06/63	LARm	Herb Adderley	98-yard KR	W, 42-10
11/18/62	BalC	Herb Adderley	103-yard KR	W, 17-13
10/08/61	BalC	Willie Wood	72-yard PR	W, 45-7
09/24/61	SF	Willie Wood	39-yard PR	W, 30-10
12/17/60	at LARm	Paul Winslow	recovery of blocked punt in EZ	W, 35-21
12/04/60	at ChiB	Willie Davis	recovery of blocked punt in EZ	W, 41-13
11/08/59	at ChiB	Bill Butler	61-yard PR	L, 17-28

+ — Milwaukee \* — denotes playoff game

# 73 YOSH NIJMAN

TACKLE  
VIRGINIA TECH

Fourth NFL Season > Fourth Packers Season



Ht: 6-7 > Wt: 314 > Born: January 2, 1996 > NFL Games Played/Started: 50/21 > Acquired: FA-19

## PRO HIGHLIGHTS:

> Played in all 50 games from 2020-22 with 21 starts, opening 11 games at right tackle and 10 at left tackle.

> Appeared in all 17 contests last season with a career-high 13 starts, opening 11 games at RT and two at LT.

> Played in all 17 games with eight starts at LT in 2021 (Weeks 3-5, 12, 14-17), helping the Packers go 8-0 in the games he started as Green Bay averaged 395.3 yards per game and 31.9 points per game in those eight contests.

> Appeared in all 16 regular-season games and both playoff contests in 2020, seeing limited action on offense and special teams.

> Saw his first NFL action from scrimmage vs. Detroit in Week 2 of the 2020 season, taking over at LT for David Bakhtiari for the final five plays of the game with the Packers leading, 42-21.

> Was inactive for three games (Weeks 13-15) as a rookie in 2019 before being placed on injured reserve (elbow) on Dec. 21. Spent the first 11 games of the season on Green Bay's practice squad.

> Signed with the Packers as an undrafted free agent on May 3, 2019.

**2022 SEASON:** Played in all 17 games with 13 starts (11 at RT, two at LT)...Part of a line that helped the Packers rank No. 7 in the NFL in sacks allowed (32), including just 17 in Weeks 7-18, tied for the third fewest in the league over that span...**Vs. Chicago (Sept. 18):** Started at LT and played all 68 snaps as part of a line that cleared the way for Green Bay to register 203 yards on 38 carries (5.3 avg.), its first 200-yard rushing game since Dec. 27, 2020, vs. Tennessee (37-234)...**At Washington (Oct. 23):** Made his first career start at RT, appearing on all 54 snaps as part of a line that did not allow a sack of QB Aaron Rodgers on the afternoon...**At Buffalo (Oct. 30):** Started at RT and played all 66 snaps as the Packers racked up a season-high 208 yards rushing on 31 carries (6.7 avg.)...**Vs. Dallas (Nov. 13):** Started at RT and played all 64 snaps, helping Green Bay post 30-plus points (31), 400-plus total yards (415) and 200-plus rushing yards (207) for the first time since Dec. 27, 2020, vs. Tennessee...**At Chicago (Dec. 4):** Started at RT and played all 66 snaps, part of a line that did not allow a sack of Rodgers and cleared the way for the team's 175 rushing yards and two TDs on 32 carries (5.5 avg.)...**Vs. L.A. Rams (Dec. 19):** Started at RT and played all 71 snaps as the offense posted season highs in first downs (27) and time of possession (37:19).

**2021:** Appeared in all 17 games with eight starts at LT (Weeks 3-5, 12, 14-17)...Started in place of an injured Elgton Jenkins in Weeks 3-5 and then took over again for an injured Jenkins (knee) in Week 12...Also saw time on special teams (extra points and field goals)...**At San Francisco (Sept. 26):** Made his first career NFL start, opening at LT in place of an injured Jenkins (ankle). Played all 63 snaps, protecting Rodgers as he was sacked just once on the evening and as he completed 23 of 33 passes for 261 yards and two TDs (113.3 rating)...**At Cincinnati (Oct. 10):** Started at LT for the third straight week, helping the offense produce a 300-yard passer (Rodgers, 344), a 200-yard receiver (Davante Adams, 206) and a 100-yard rusher (RB Aaron Jones, 103) in the same game for the first time in team

## AT A GLANCE ...



- First name rhymes with Josh and last name is pronounced NY-man.
- Played in all 50 games from 2020-22 with 21 starts, opening 11 games at right tackle and 10 at left tackle.
- Appeared in all 17 contests last season with a career-high 13 starts, opening 11 games at RT and two at LT.
- Played in all 17 games with eight starts at LT in 2021 (Weeks 3-5, 12, 14-17), helping the Packers go 8-0 in the games he started as Green Bay averaged 395.3 yards per game and 31.9 points per game in those eight contests.
- Appeared in all 16 regular-season games and both playoff contests in 2020, seeing limited action on offense and special teams.
- Was inactive for three games (Weeks 13-15) as a rookie in 2019 before being placed on injured reserve (elbow) on Dec. 21. Spent the first 11 games of the season on Green Bay's practice squad.
- Played in 45 games with 32 starts over four seasons at Virginia Tech, lining up as a starter at left tackle for two seasons (2016-17) before moving to right tackle for his senior season in 2018.

history as the Packers posted a season-high 466 total yards of offense...**Vs. Cleveland (Dec. 25):** Started at LT and helped the Packers register their first zero-sack game of the season as Rodgers threw for 202 yards and three TDs with no INTs (115.1 rating)...**Vs. Minnesota (Jan. 2):** Started at LT and was part of an offense that racked up season highs for total yards (481), rushing yards (174) and first downs (29). Part of a line that did not allow a sack for the second straight game, the Packers' first time doing so since 2010 (Weeks 2-3)...**At Detroit (Jan. 9):** Did not start, but took over at LT for Bakhtiari in the second half and played the final 41 snaps of the game.

**2020:** Appeared in all 16 games, seeing limited action on offense and special teams...Also played in both postseason contests...**At Minnesota (Sept. 13):** Made his NFL debut, appearing on seven plays on special teams (field goals and extra points)...**Vs. Detroit (Sept. 20):** Saw his first NFL action from scrimmage, taking over at LT for Bakhtiari for the final five plays of the game with the Packers leading, 42-21.

**2019:** Was inactive for three games (Weeks 13-15) before being placed on injured reserve (elbow) on Dec. 21...Was signed to the active roster from the practice squad on Nov. 26, 2019, after spending the first 11 games of the season on the practice squad...**2019 Draft:** Signed by Green Bay as an undrafted free agent on May 3.

**COLLEGE:** Played in 45 games with 32 starts over four seasons at Virginia Tech, lining up as a starter at LT for two seasons (2016-17) before moving to RT for his senior season in 2018...Enrolled at Virginia Tech in January 2015 and participated in spring practice, where he moved from DE to OT...Earned his degree in consumer studies...**Senior season (2018):** Started 10 games at RT and protected QB Ryan Willis, who finished No. 3 in the Atlantic Coast Conference with a 2.67 TD-to-INT ratio, No. 4 in passing yards per game (226.3) and pass efficiency

(138.0), and No. 5 in total offense (244.8 ypg)...Helped Willis pass for 2,716 yards on 213-of-364 passing (58.5 percent) and tie QB Tyrod Taylor (2010) for the second-most TD passes (24) in a season in school history...Helped pave the way for the Hokies to rush for 2,266 yards and 19 TDs on 520 carries (4.3 avg.)...**Junior season (2017):** Played in nine games with eight starts at LT and protected QB Josh Jackson, who set freshman program records for TD passes (20), passing yards (2,991) and 200-plus-yard passing games (nine)...Blocked for Jackson as he completed 24 of 31 passes (77.4 percent) for 372 yards and five TDs (tied for most in a single game in school annals) at East Carolina (Sept. 16)...**Sophomore season (2016):** Started all 14 games at LT and blocked for QB Jerod Evans, who set single-season school marks for completions (268), passing yards (3,542) and passing TDs (29) and was named the ACC Newcomer of the Year by *Athlon* and *The Associated Press*... Also helped Evans lead the team in rushing with 846 yards and 12 TDs on 204 carries (4.1 avg.)...Protected Evans as he threw for a season-high 406 yards and two TDs on 24-of-40 passing (60.0 pct.) at Pittsburgh (Oct. 27)...Helped lead the way for a rushing attack that racked up a season-high 289 yards and three TDs on 51 attempts (5.7 avg.) vs. Virginia (Dec. 3)...

**Freshman season (2015):** Appeared in 12 contests, playing more than 50 snaps vs. Ohio State (Sept. 7) and vs. Furman (Sept. 12) as he helped open holes for the Hokies to post a season-high 299 yards and three TDs on 41 carries (7.3 avg.) in the win vs. Furman.

**PERSONAL:** Given name Yosuah Hesdy Nijman...First name rhymes with Josh and last name is pronounced NY-man...Born in Orange, N.J....His parents are originally from Suriname, a country in South America...**High school:** Attended Columbia High School in Maplewood, N.J., where he earned all-area honors from Worrall Media...Starred on both the offensive line and defensive line...Played in the Phil Simms North-South All-Star Game...Won a NJSIAA state championship in shot put in 2014 in the Group 4 level...Signed with Virginia Tech in 2014, but spent the 2014 season at Fork Union (Va.) Military Academy, playing on the defensive line...Rated as the No. 2 prep school recruit in the country, No. 1 defensive tackle and top prep player in Virginia in the 247Sports composite rankings...Ranked as the No. 29 player in the state by *The Roanoke Times*.

**NFL debut:** at Minnesota, 9/13/20  
**First NFL start:** at San Francisco, 9/26/21

**CAREER TRANSACTIONS**

- 2019 Signed by Packers as undrafted free agent, May 3...Waived by Packers, Aug. 31...Signed by Packers to practice squad, Sept. 1...Signed from practice squad to active roster, Nov. 26...Placed on injured reserve (elbow), Dec. 21.
- 2021 Re-signed by Packers as exclusive-rights free agent, May 6.
- 2022 Re-signed by Packers as exclusive-rights free agent, April 18.
- 2023 Re-signed by Packers as restricted free agent, April 17.

**YOSH NIJMAN'S NFL REGULAR-SEASON STATISTICS**

DATE	TEAM	GP	GS
2020	Packers	16	0
2021	Packers	17	8
2022	Packers	17	13
<b>NFL TOTALS</b>		<b>50</b>	<b>21</b>

**YOSH NIJMAN'S NFL POSTSEASON STATISTICS**

DATE	TEAM	GP	GS
2020	Packers	2	0
2021	Packers	1	0
<b>NFL TOTALS</b>		<b>3</b>	<b>0</b>

**MODERN INSTANT REPLAY "CHALLENGE" SYSTEM, BY THE NUMBERS**

After being first introduced in 1999 as a referee replay review to aid officiating, the instant-replay system was extended on a one-year basis in 2000 before being approved for the next three years through 2003. It was later extended on a five-year basis in March 2004, and then finally installed permanently in March 2007.

Plays can either be reviewed by an on-site NFL replay official or on behalf of a coach's challenge. The following is a look at the results of instant replay over the past 24 regular seasons:

Season	Games	Total Replay Reviews	Coaches' Challenges	Reversals
1999	248	195	133	57
2000	248	247	179	84
2001	248	258	191	89
2002	256	294	208	94
2003	256	255	184	66
2004	256	283	233	88
2005	256	295	223	92
2006	256	311	237	107
2007	256	327	250	122
2008	256	315	229	117
2009	256	328	228	126
2010	256	361	252	133
2011	256	390	209	172
2012	256	435	157	170
2013	256	423	183	185
2014	256	439	165	151
2015	256	415	201	176
2016	256	345	168	149
2017	256	429	182	196
2018	256	349	156	172
2019	256	417	217	196
2020	256	364	148	198
2021	272	279	131	158
2022	271	283	131	164
<b>TOTAL</b>	<b>6,151</b>	<b>8,037</b>	<b>4,595</b>	<b>3,262</b>

# 25 KEISEAN NIXON

CORNERBACK  
SOUTH CAROLINA

Fifth NFL Season > Second Packers Season



Ht: 5-10 > Wt: 200 > Born: June 22, 1997 > NFL Games Played/Started: 57/6 > Acquired: FA-22

## PRO HIGHLIGHTS:

> In his first year with the Packers in 2022, earned first-team All-Pro honors at kick returner from The Associated Press, becoming the first Packer to earn a spot on the AP All-Pro team at KR since the position was added in 1976.

> Ranked No. 2 in the NFL with an average of 28.83 yards per kickoff return, the best single-season mark in franchise history among players with 30-plus kickoff returns.

> Finished the season with a league-leading 1,009 yards on kickoff returns, becoming just the third player in team history to lead the NFL in the category (Al Carmichael in 1956 and 1957, Dave Hampton in 1971).

> Led the league last season in kickoff returns of 50-plus yards (five) and 30-plus yards (11), the most by a Packer in both categories dating back to 2000.

> Became just the fourth player since the 1970 AFL-NFL merger to post 1,000-plus yards on 35 or fewer kickoff returns, joining Cordarrelle Patterson (2015, 2020), Joe McKnight (2011) and Alvin Haymond (1970).

> Was also named to the All-NFL and All-NFC teams by the Pro Football Writers of America as a kick returner in 2022, becoming just the second kick returner in franchise history to be selected to the All-NFL teams by the PFWA (KR Roell Preston in 1998).

> Also set career highs on defense in 2022 with 17 tackles, 14 solo tackles, a tackle for a loss, an interception, two passes defended and a forced fumble.

> Registered 20 tackles (15 solo), two QB hits and a pass defended on defense while posting 18 tackles on special teams in three seasons with the Oakland/Las Vegas Raiders (2019-21).

> Was tied for No. 4 on the Raiders with five special teams tackles in 2020.

> Led the Raiders and finished No. 5 in the league among rookies with a career-best nine special teams tackles in 2019.

**2022 SEASON:** Appeared in all 17 games with four starts, posting 17 tackles (14 solo), a tackle for a loss, an interception, two passes defended and a forced fumble on defense...Finished the season with a league-leading 1,009 yards on kickoff returns, becoming just the third player in team history to lead the NFL in the category (Carmichael in 1956 and 1957, Hampton in 1971)...Was tied for the league lead with one kickoff return for a TD...Ranked No. 1 in the NFL in kickoff returns of 50-plus yards (five, no other player with more than two) and 30-plus yards (11), the most by a Packer in both categories since 2000...Posted a league-high six games with 100-plus yards on kickoff returns, tying Hampton (1971) for the most in a season by a Packer (since 1950)...Ranked No. 2 in the NFL with an average of 28.83 yards per kickoff return, the best single-season mark in franchise history among players with 30-plus kickoff returns...According to Stathead, his streak of four consecutive games with 100-plus yards on kickoff returns (Weeks 10-13) was tied for the longest by a Packer (WR Steve Odum, four straight, 1975) since 1941...Posted a kickoff return of 30-plus yards in seven straight games (Weeks 11-13, 15-18), the longest streak by a Packer dating back to 2000 and the

## AT A GLANCE ...



- First name is pronounced KEY-shawn.
- In his first year with the Packers in 2022, earned first-team All-Pro honors at kick returner from *The Associated Press*, becoming the first Packer to earn a spot on the AP All-Pro team at KR since the position was added in 1976.
- Ranked No. 2 in the NFL with an average of 28.83 yards per kickoff return, the best single-season mark in franchise history among players with 30-plus kickoff returns.
- Finished the season with a league-leading 1,009 yards on kickoff returns, becoming just the third player in team history to lead the NFL in the category (Al Carmichael in 1956 and 1957, Dave Hampton in 1971).
- Led the league last season in kickoff returns of 50-plus yards (five) and 30-plus yards (11), the most by a Packer in both categories dating back to 2000.
- Spent the first three years of his career (2019-21) with the Oakland/Las Vegas Raiders, appearing in 40 games with two starts.
- Played two years at the University of South Carolina after transferring from Arizona Western College (Yuma, Ariz.), where he earned second-team All-America honors.

longest in the NFL since Jets WR Andre Roberts (seven straight) in 2018...Also returned 11 punts for 140 yards (12.7 avg.) and added six tackles on special teams...**At Tampa Bay (Sept. 25):** Saw significant action on defense in place of injured CB Jaire Alexander (groin), recording a career-high six tackles (five solo). Forced a fumble by WR Russell Gage early in the third quarter, the first forced fumble of his career, that was recovered by DL Jarran Reed at midfield. Downed a punt at the 2-yard line in the third quarter that would lead to a Tampa Bay punt...**Vs. Tennessee (Nov. 17):** Returned two punts for 37 yards (18.5 avg.) and five kickoffs for 108 yards (21.6 avg.). Posted a 24-yard punt return midway through the fourth quarter, the longest punt return of the season by the Packers...**At Philadelphia (Nov. 27):** Started and played 66 defensive snaps, recording three tackles (all solo) and a tackle for a loss. Brought down TE Grant Calcaterra for a 2-yard loss on a third-quarter reception. Also returned five kickoffs for 172 yards (34.4 avg.) and became the first Packer to register two kickoff returns of 50-plus yards in a game over the past 40 seasons...**At Chicago (Dec. 4):** Started and posted an assisted tackle and the first INT of his career when he picked off QB Justin Fields at the Chicago 5 with 44 seconds remaining to clinch the 28-19 win. Also posted a tackle on special teams and returned four kickoffs for 102 yards (25.5 avg.), including a 35-yarder...**At Miami (Dec. 25):** Returned two kickoffs for 113 yards (56.5 avg.), including a 93-yard return midway through the first quarter to the Miami 9, the longest kickoff return by a Packer since WR Randall Cobb's 108-yard TD vs. New Orleans on Sept. 8, 2011. Also appeared on seven defensive snaps before a groin injury ended his day...**Vs. Minnesota (Jan. 1):** Returned his lone kickoff of the day 105 yards for a touchdown early in the first quarter, the first kickoff-return TD by a Packer since Cobb's 108-yarder vs. New Orleans in the 2011 season opener. It was the third-longest kickoff return in team history behind Cobb's 108-yarder and Carmichael's 106-yard TD vs. Chicago on Oct. 7, 1956. Became the first Packer to post a 90-plus-yard kickoff return in back-to-back games over the last 45 seasons and became the



third NFL player to accomplish that feat in back-to-back games in the same season over that time span (Tony Horne, 1999; Byron Hanspard, 1997). It marked his seventh consecutive game with 90-plus kickoff return yards on five or fewer returns, the second-longest streak in NFL history behind only Glyn Milburn (eight-game streak in 1996).

**2021:** Played in 11 games with one start after missing the first four weeks due to a leg injury suffered during training camp... Recorded eight tackles (six solo) on defense while adding four stops on special teams... **Vs. N.Y. Giants (Nov. 7):** Recorded two tackles on special teams, including a stop of WR Pharoah Cooper at the Giants' 18-yard line on a kickoff early in the second quarter... **Vs. Washington (Dec. 5):** Registered two tackles on special teams... **At Cleveland (Dec. 20):** Played 33 defensive snaps and finished the game with a season-high four tackles (three solo). On a third-and-8 late in the first quarter, stopped RB Demetric Felton after a gain of 4 yards on an out route... **Vs. Denver (Dec. 26):** Played 30 snaps on defense and recorded three stops (all solo). On a third-and-6 at the Denver 29, blitzed and then changed course and chased down QB Drew Lock a yard short of the marker on a scramble up the middle... **At Cincinnati (AFC Wild Card, Jan. 15):** Was tied for No. 2 on the team with two tackles on special teams.

**2020:** Appeared in 15 games with one start, totaling nine tackles (six solo)... Was tied for No. 4 on the team with five special teams tackles and returned three kickoffs for 21 yards (7.0 avg.)... **At Carolina (Sept. 13):** Posted two tackles (one solo) on six defensive snaps... **At New England (Sept. 27):** Recorded a season-high two tackles on special teams, including taking down S Kyle Dugger at the New England 14 on a kickoff early in the fourth quarter... **At L.A. Chargers (Nov. 8):** Registered a tackle on special teams, stopping WR K.J. Hill for no gain on a punt early in the first quarter... **At N.Y. Jets (Dec. 6):** Posted a season-high three tackles (all solo) on defense. With under 1:30 to play, stopped RB Ty Johnson for a gain of a yard on third-and-6... **Vs. L.A. Chargers (Dec. 17):** Made his first career start, playing on 58 defensive snaps and recording two tackles (one solo)... **At Denver (Jan. 3):** Recorded a tackle (assist) on defense while adding a stop on special teams.

**2019:** Played in 14 games and led the team with a career-high nine special teams tackles... Added three kickoff returns for 63 yards (21.0 avg.)... **Vs. Denver (Sept. 9):** Appeared on 19 snaps on special teams in his NFL debut... **Vs. Kansas City (Sept. 15):** Saw action on both defense and special teams, recording two tackles (both solo) on defense... **At Minnesota (Sept. 22):** Registered a tackle on special teams... **At L.A. Chargers (Dec.**

**22):** Recorded a tackle (solo) and a pass defended on defense and posted a career-high three stops on special teams. Brought down CB Desmond King at the Chargers' 10 on a punt for no gain late in the first quarter... **2019 Draft:** Signed with the Raiders as an undrafted free agent on May 3.

**COLLEGE:** Played two years at South Carolina after transferring from Arizona Western College in Yuma, Ariz. ... In two years with the Gamecocks, played in 24 games with 12 starts, recording 71 tackles (49 solo), 1½ tackles for a loss, two INTs, nine passes defended and a fumble recovery... Earned an invite to the East-West Shrine game... Majored in interdisciplinary studies... **Senior season (2018):** Played in 12 games with 11 starts, totaling 63 tackles (42 solo), 1½ tackles for a loss and a team-high nine passes defended... Also had three kickoff returns for 45 yards (15.0 avg.)... Was one of three players selected by his peers for the Unselfish Teammate Award for special teams... Posted eight tackles (five solo), including a tackle for a loss, at Kentucky (Sept. 29)... Registered a career-high 13 tackles (seven solo) and a pass defended at Mississippi (Nov. 3)... **Junior season (2017):** Played in 12 games with one start and recorded eight tackles (seven solo) and two INTs, including one he returned 45 yards for a game-sealing TD vs. Arkansas (Oct. 7)... Recorded his second INT of the season vs. Clemson (Nov. 25)... Made his first career start vs. Michigan (Jan. 1) in the Out-back Bowl and recorded four tackles (three solo)... **Sophomore season (2016):** In his second year at Arizona Western College, led the team to an 11-1 record and an appearance in the NJCAA national title game... Posted 30 tackles with six INTs (returning two for TDs) and 11 passes defended on his way to earning second-team All-America honors... Also averaged 42.0 yards on nine kickoff returns with two TDs... Named the NJCAA Special Teams Player of the Week after logging 316 return yards, including back-to-back kickoff returns for TDs, at Mesa Community College (Nov. 5)... Was rated the No. 3 JUCO cornerback and No. 10 overall player by ESPN.com... **Freshman season (2015):** Posted 36 tackles, five INTs and four passes defended.

**PERSONAL:** Given name Keisean Monier Nixon... First name is pronounced KEY-shawn... Born in Long Beach, Calif. ... Played in the North Long Beach Pop Warner League in Southern California... **High school:** Attended Bishop Mora Salesian High School in Los Angeles, where he played running back and cornerback and ran track... Was sidelined for most of his senior season due to a broken collarbone... **Community involvement:** Hosted a free youth football camp for more than 250 kids from the Long Beach community... Donated \$2,000 to help the Hub City 6U youth football team in Compton, Calif., get to the national youth championship in Florida in 2019.

**NFL debut:** vs. Denver, 9/9/19  
**First NFL start:** vs. L.A. Chargers, 12/17/20  
**First NFL interception:** at Chicago, 12/4/22 (J.Fields)  
**First NFL touchdown:** vs. Minnesota, 1/1/23 (105-yard kickoff return)

**CAREER TRANSACTIONS**

- 2019 Signed by Oakland Raiders as undrafted free agent, May 3.
- 2021 Placed on injured reserve (leg), Sept. 2... Activated off injured reserve, Oct. 9.
- 2022 Signed by Green Bay Packers as free agent, March 26.
- 2023 Re-signed by Packers as unrestricted free agent, March 15.

**KEISEAN NIXON'S NFL REGULAR-SEASON DEFENSIVE STATISTICS**

YEAR	TEAM	GP	GS	TACKLES							INTERCEPTIONS							ST				MISC				
				TK	S	A	TFL	YDS	SK	YDS	QBH	NO	YDS	LG	TD	PD	FR	TD	YDS	TK	S	A	FF	S	A	
2019	Raiders	14	0	3	3	0	0	0.0	0.0	0	0	0	0	0	0	0	0	0	0	0	0	0	0	0	0	
2020	Raiders	15	1	9	6	3	0	0.0	0.0	1	0	0	0	0	0	0	0	0	0	0	5	3	2	0	0	0
2021	Raiders	11	1	8	6	2	0	0.0	0.0	1	0	0	0	0	0	0	0	0	0	0	4	1	3	0	0	0
2022	Packers	17	4	17	14	3	1	2.0	0.0	0	1	1	1	0	2	1	0	0	0	0	6	4	2	0	0	0
<b>NFL TOTALS</b>		<b>57</b>	<b>6</b>	<b>37</b>	<b>29</b>	<b>8</b>	<b>1</b>	<b>2.0</b>	<b>0.0</b>	<b>2</b>	<b>1</b>	<b>1</b>	<b>1</b>	<b>0</b>	<b>3</b>	<b>1</b>	<b>0</b>	<b>0</b>	<b>0</b>	<b>0</b>	<b>24</b>	<b>17</b>	<b>7</b>	<b>0</b>	<b>0</b>	<b>0</b>

**KEISEAN NIXON'S NFL POSTSEASON DEFENSIVE STATISTICS**

YEAR	TEAM	GP	TACKLES										INTERCEPTIONS							ST			MISC				
			GS	TK	S	A	TFL	YDS	SK	YDS	QBH	NO	YDS	LG	TD	PD	FF	FR	TD	YDS	TK	S	A	FF	FR	S	A
2021	Raiders	1	0	0	0	0	0	0	0.0	0.0	0	0	0	0	0	0	0	0	0	2	0	2	0	0	0	0	0
<b>NFL TOTALS</b>		<b>1</b>	<b>0</b>	<b>0</b>	<b>0</b>	<b>0</b>	<b>0</b>	<b>0.0</b>	<b>0.0</b>	<b>0</b>	<b>0</b>	<b>0</b>	<b>0</b>	<b>0</b>	<b>0</b>	<b>0</b>	<b>0</b>	<b>0</b>	<b>2</b>	<b>0</b>	<b>2</b>	<b>0</b>	<b>0</b>	<b>0</b>	<b>0</b>	<b>0</b>	

**KEISEAN NIXON'S NFL REGULAR-SEASON RETURN STATISTICS**

DATE	TEAM	KICKOFF RETURNS						PUNT RETURNS					
		RET.	YDS.	AVG.	LG	TD	NO.	FC	YDS.	AVG.	LG	TD	
2019	Raiders	3	63	21.0	26	0	0	0	0	0.0	0	0	
2020	Raiders	3	21	7.0	18	0	0	0	0	0.0	0	0	
2021	Raiders	0	0	0.0	0	0	0	0	0	0.0	0	0	
2022	Packers	35	1,009	28.8	105t	1	11	0	140	12.7	24	0	
<b>NFL TOTALS</b>		<b>41</b>	<b>1,093</b>	<b>26.7</b>	<b>105t</b>	<b>1</b>	<b>11</b>	<b>0</b>	<b>140</b>	<b>12.7</b>	<b>24</b>	<b>0</b>	

**SINGLE-GAME HIGHS: DEFENSIVE**

**Total Tackles** 6 at Tampa Bay Buccaneers, Sep 25, 2022  
4 at Cleveland Browns, Dec 20, 2021

**Solo Tackles** 5 at Tampa Bay Buccaneers, Sep 25, 2022  
3 vs. Los Angeles Rams, Dec 19, 2022  
...4 more at 3.

**Passes Defensed** 1 at Chicago Bears, Dec 04, 2022  
1 at Detroit Lions, Nov 06, 2022  
...1 more at 1.

**Forced Fumbles** 1 at Tampa Bay Buccaneers, Sep 25, 2022

**Interceptions** 1 at Chicago Bears, Dec 04, 2022

**SINGLE-GAME HIGHS: SPECIAL TEAMS**

**Kickoff Returns** 5 at Philadelphia Eagles, Nov 27, 2022  
5 vs. Tennessee Titans, Nov 17, 2022  
...1 more at 5.

**Kickoff Return Yards** 172 at Philadelphia Eagles, Nov 27, 2022  
113 at Miami Dolphins, Dec 25, 2022

**Longest Kickoff Return** 105t vs. Minnesota Vikings, Jan 01, 2023  
93 at Miami Dolphins, Dec 25, 2022

**Punt Return Yards** 38 vs. Detroit Lions, Jan 08, 2023  
37 vs. Tennessee Titans, Nov 17, 2022

**Longest Punt Return** 24 vs. Tennessee Titans, Nov 17, 2022  
19 vs. Los Angeles Rams, Dec 19, 2022

**Punt Returns** 4 vs. Detroit Lions, Jan 08, 2023  
2 vs. Los Angeles Rams, Dec 19, 2022  
...2 more at 2.

**Punt Return Average** 9.5 vs. Detroit Lions, Jan 08, 2023

**Kickoff Return Average** 34.4 at Philadelphia Eagles, Nov 27, 2022  
25.5 at Chicago Bears, Dec 04, 2022

**Special Teams Tackles** 3 at Los Angeles Chargers, Dec 22, 2019  
2 at Washington Commanders, Oct 23, 2022  
...3 more at 2.

**2022 GXG REGULAR SEASON (PACKERS)**

DATE	OPPONENT	P/S	TK	S	A	SK	YDS	INT	PD	FF	FR
09/11	at Vikings	P	1	0	0	0	0	0	0	0	0
09/18	Bears	P	0	0	0	0	0	0	0	0	0
09/25	at Buccaneers	P	6	5	1	0	0	0	1	0	0
10/02	Patriots	S	0	0	0	0	0	0	0	0	0
10/09	Giants	P	0	0	0	0	0	0	0	0	0
10/16	Jets	P	0	0	0	0	0	0	0	0	0
10/23	at Commanders	P	0	0	0	0	0	0	0	0	0
10/30	at Bills	P	0	0	0	0	0	0	0	0	0
11/06	at Lions	P	2	1	1	0	0	1	0	0	0
11/13	Cowboys	P	0	0	0	0	0	0	0	0	0
11/17	Titans	P	1	1	0	0	0	0	0	0	0
11/27	at Eagles	S	3	3	0	0	0	0	0	0	0
12/04	at Bears	S	1	0	1	0	0	1	1	0	0
12/19	Rams	S	3	3	0	0	0	0	0	0	0
12/25	at Dolphins	P	0	0	0	0	0	0	0	0	0
01/01	Vikings	P	0	0	0	0	0	0	0	0	0
01/08	Lions	P	0	0	0	0	0	0	0	0	0
<b>2022 TOTALS</b>		<b>17-4</b>	<b>17</b>	<b>14</b>	<b>3</b>	<b>0</b>	<b>0</b>	<b>1</b>	<b>2</b>	<b>1</b>	<b>0</b>

**2020 GXG REGULAR SEASON (RAIDERS)**

DATE	OPPONENT	P/S	TK	S	A	SK	YDS	INT	PD	FF	FR
09/13	at Panthers	P	2	1	1	0	0	0	0	0	0
09/21	Saints	P	0	0	0	0	0	0	0	0	0
09/27	at Patriots	P	0	0	0	0	0	0	0	0	0
10/04	Bills	P	0	0	0	0	0	0	0	0	0
10/11	at Chiefs	P	0	0	0	0	0	0	0	0	0
10/25	Buccaneers	INACTIVE/INJURY									
11/01	at Browns	P	0	0	0	0	0	0	0	0	0
11/08	at Chargers	P	0	0	0	0	0	0	0	0	0
11/15	Broncos	P	0	0	0	0	0	0	0	0	0
11/22	Chiefs	P	0	0	0	0	0	0	0	0	0
11/29	at Falcons	P	1	1	0	0	0	0	0	0	0
12/06	at Jets	P	3	3	0	0	0	0	0	0	0
12/13	Colts	P	0	0	0	0	0	0	0	0	0
12/17	Chargers	S	2	1	1	0	0	0	0	0	0
12/26	Dolphins	P	0	0	0	0	0	0	0	0	0
01/03	at Broncos	P	1	0	1	0	0	0	0	0	0
<b>2020 TOTALS</b>		<b>15-1</b>	<b>9</b>	<b>6</b>	<b>3</b>	<b>0</b>	<b>0</b>	<b>0</b>	<b>0</b>	<b>0</b>	<b>0</b>

**2021 GXG REGULAR SEASON (RAIDERS)**

DATE	OPPONENT	P/S	TK	S	A	SK	YDS	INT	PD	FF	FR
09/13	Ravens	INJURED RESERVE									
09/19	at Steelers	INJURED RESERVE									
09/26	Dolphins	INJURED RESERVE									
10/04	at Chargers	INJURED RESERVE									
10/10	Bears	P	0	0	0	0	0	0	0	0	0
10/17	at Broncos	P	1	0	1	0	0	0	0	0	0
10/24	Eagles	P	0	0	0	0	0	0	0	0	0
11/07	at Giants	P	0	0	0	0	0	0	0	0	0
11/14	Chiefs	P	0	0	0	0	0	0	0	0	0
11/21	Bengals	INACTIVE/INJURY									
11/25	at Cowboys	INACTIVE/INJURY									
12/05	Football Team	P	0	0	0	0	0	0	0	0	0
12/12	at Chiefs	P	0	0	0	0	0	0	0	0	0
12/20	at Browns	S	4	3	1	0	0	0	0	0	0
12/26	Broncos	P	3	3	0	0	0	0	0	0	0
01/02	at Colts	P	0	0	0	0	0	0	0	0	0
01/09	Chargers	P	0	0	0	0	0	0	0	0	0
<b>2021 TOTALS</b>		<b>11-1</b>	<b>8</b>	<b>6</b>	<b>2</b>	<b>0</b>	<b>0</b>	<b>0</b>	<b>0</b>	<b>0</b>	<b>0</b>

**2021 GXG POSTSEASON (RAIDERS)**

01/15	at Bengals	P	0	0	0	0	0	0	0	0	0
<b>2021 TOTALS</b>		<b>1-0</b>	<b>0</b>	<b>0</b>	<b>0</b>	<b>0</b>	<b>0</b>	<b>0</b>	<b>0</b>	<b>0</b>	<b>0</b>

**2019 GXG REGULAR SEASON (RAIDERS)**

DATE	OPPONENT	P/S	TK	S	A	SK	YDS	INT	PD	FF	FR
09/09	Broncos	P	0	0	0	0	0	0	0	0	0
09/15	Chiefs	P	2	2	0	0	0	0	0	0	0
09/22	at Vikings	P	0	0	0	0	0	0	0	0	0
09/29	at Colts	P	0	0	0	0	0	0	0	0	0
10/06	Bears	P	0	0	0	0	0	0	0	0	0
10/20	at Packers	INACTIVE									
10/27	at Texans	P	0	0	0	0	0	0	0	0	0
11/03	Lions	P	0	0	0	0	0	0	0	0	0
11/07	Chargers	INACTIVE									
11/17	Bengals	P	0	0	0	0	0	0	0	0	0
11/24	at Jets	P	0	0	0	0	0	0	0	0	0
12/01	at Chiefs	P	0	0	0	0	0	0	0	0	0
12/08	Titans	P	0	0	0	0	0	0	0	0	0
12/15	Jaguars	P	0	0	0	0	0	0	0	0	0
12/22	at Chargers	P	1	1	0	0	0	0	1	0	0
12/29	at Broncos	P	0	0	0	0	0	0	0	0	0
<b>2019 TOTALS</b>		<b>14-0</b>	<b>3</b>	<b>3</b>	<b>0</b>	<b>0</b>	<b>0</b>	<b>0</b>	<b>1</b>	<b>0</b>	<b>0</b>



# PAT O'DONNELL 16

PUNTER  
MIAMI (FLA.)

10th NFL Season > Second Packers Season

Ht: 6-4 > Wt: 220 > Born: February 22, 1991 > NFL Games Played/Started: 145/0 > Acquired: UFA (Chi.)-22

## PRO HIGHLIGHTS:

- > Signed with the Packers as an unrestricted free agent on March 18, 2022, after spending his first eight NFL seasons (2014-21) with the Chicago Bears.
- > Has played in 145 regular-season games since entering the NFL in 2014, tied for No. 2 among punters over that span behind only Johnny Hekker (146).
- > Placed 24 of his 52 punts inside the 20-yard line last season (46.2 pct.), matching the single-season franchise high (since 1976) for percentage as he tied Sean Landeta's mark in 1998 (30 of 65).
- > Was named the NFC Special Teams Player of the Week for the first time in his career last season, earning the honor in Green Bay's 14-12 win at Tampa Bay in Week 3 when he tied the single-game team record (since 1976) with five punts placed inside the 20.
- > Finished his career in Chicago ranked No. 1 in franchise history in punting average (45.1) and net punting average (since 1976) with an average of 39.3 yards, and No. 2 in punts inside the 20 (200).
- > Ranks No. 5 in the NFL in punts placed inside the 20 (224) since 2014.
- > Was one of only four punters in the NFL (Hekker, Sam Koch, Brett Kern) to place 20-plus punts inside the 20 each season from 2014-20.
- > Was tied for No. 3 in the league in 2020 with 28 punts placed inside the 20, matching his career high.
- > Has posted 13 touchbacks on 21 career kickoffs (61.9 pct.).
- > Was selected by the Bears in the sixth round (No. 191 overall) of the 2014 NFL Draft, the first punter to be drafted by Chicago since Todd Sauerbrun in 1995.

**2022 SEASON:** Played in all 17 games, posting a 44.5-yard gross average and a 38.9-yard net average on 52 punts with 24 downed inside the 20...His percentage of 46.2 placed inside the 20 tied the single-season franchise high (since 1976), matching Landeta's mark in 1998 (30 of 65)...**At Minnesota (Sept. 11):** Punted four times, finishing with a 44.8-yard average (43.0-yard net average) while placing three inside the 20 with a long of 53 yards in his Green Bay debut...**Vs. Chicago (Sept. 18):** Punted two times and posted a 61.0-yard average (51.0-yard net average), with his 72-yard punt in the second quarter tying for the second longest of his career...**At Tampa Bay (Sept. 25):** Punted seven times and finished with a 48.4-yard average (44.7-yard net average) while tying the single-game franchise record (since 1976) for punts placed inside the 20 with five. Earned NFC Special Teams Player of the Week for the first time in his career for the performance...**Vs. N.Y. Jets (Oct. 16):** Punted five times, finishing with a season-best 48.8-yard gross average (min. four punts) while placing two punts inside the 20. Posted punts of 60 and 62 yards in the first quarter, the first time in his career that he registered two punts of 60-plus yards in a single quarter...**Vs. Dallas (Nov. 13):** Punted four times, finishing with a 40.0-yard gross average (37.3-yard net average) while downing three punts inside the 20.

## AT A GLANCE ...



- Signed with the Packers as an unrestricted free agent on March 18, 2022, after spending his first eight NFL seasons (2014-21) with the Chicago Bears.
- Placed 24 of his 52 punts inside the 20-yard line last season (46.2 pct.), matching the single-season franchise high (since 1976) for percentage as he tied Sean Landeta's mark in 1998 (30 of 65).
- Was named the NFC Special Teams Player of the Week for the first time in his career last season, earning the honor in Green Bay's 14-12 win at Tampa Bay in Week 3 when he tied the single-game team record (since 1976) with five punts placed inside the 20.
- Has played in 145 regular-season games since entering the NFL in 2014, tied for No. 2 among punters over that span behind only Johnny Hekker (146).
- Ranks No. 5 in the NFL in punts placed inside the 20 since 2014 with 224.
- Finished his career in Chicago ranked No. 1 in franchise history in punting average (45.1) and net punting average (since 1976) with an average of 39.3 yards, and No. 2 in punts inside the 20 (200).
- Was selected by the Bears in the sixth round (No. 191 overall) of the 2014 NFL Draft, the first punter to be drafted by Chicago since Todd Sauerbrun in 1995.

**2021:** Played in all 17 contests, finishing with a 46.2-yard average and a 38.5-yard net average on 52 punts with 19 punts placed inside the 20...**At Cleveland (Sept. 26):** Posted a season-best 56.7-yard average on seven punts...**Vs. Minnesota (Dec. 20):** Averaged 53.7 yards on three punts, highlighted by a season-long 72-yard punt that was the longest at Soldier Field by a Chicago punter in December/January since Brad Maynard's 75-yarder vs. Tampa Bay on Dec. 29, 2002.

**2020:** Appeared in all 16 games, recording a 45.7-yard average and a 39.5-yard net average on 64 punts...Matched his career high with 28 punts placed inside the 20, finishing tied for No. 3 in the league in the category...Placed at least two punts inside the 20 in 10 of 16 games...**At Atlanta (Sept. 27):** Posted a season-high average of 53.8 yards on four punts.

**2019:** Played in all 16 contests, posting a 44.8-yard average and a career-best 40.7-yard net average on 80 punts...Posted a career-low two touchbacks on punts...Kicked off a career-high 15 times on the season, posting 10 touchbacks (66.7 pct.)...**At Denver (Sept. 15):** Posted a career-high 57.4-yard average on five punts, including a career-long 75-yarder...**At Washington (Sept. 23):** Kicked off a career-high six times and posted three touchbacks...**Vs. Minnesota (Sept. 29):** Posted touchbacks on all four of his kickoffs, a career high, and recorded a 45.8-yard net average on five punts.

**2018:** Appeared in all 16 games, punting 62 times for 2,791 yards (45.0 avg.)...Registered a 39.7-yard net average and matched his career high with 28 punts inside the 20...**At**

VETERANS

COMMUNITY

ADMIN. & COACHES

O'DONNELL

DRAFT & FREE AGENTS

2022 REVIEW

RECORDS & HISTORY

LAMBEAU FIELD

MISC.

**Green Bay (Sept. 9):** Posted a 50.3-yard average and a season-high 46.0-yard net average on four punts...**Vs. L.A. Rams (Dec. 9):** Placed a season-high four punts inside the 20...**At Buffalo (Nov. 4):** Matched his season high with four punts placed inside the 20.

**2017:** Played in all 16 contests, punting a career-high 87 times for a career-best 47.0-yard average with a net average of 39.7 yards...Placed 27 punts inside the 20 and registered a net average of 40-plus yards in nine contests on the season...Posted a punt of 60-plus yards in seven games on the season...**Vs. Minnesota (Oct. 7):** On a fake punt in the third quarter, found RB Benny Cunningham down the middle of the field for a 38-yard TD pass on his first career passing attempt...**At New Orleans (Oct. 29):** Punted five times, averaging 54.0 yards per punt with a net average of 45.6 yards.

**2016:** Appeared in all 16 games, finishing with a 44.0-yard average and a 38.4-yard net average on 68 punts with 24 inside the 20...**At N.Y. Giants (Nov. 20):** Posted a season-best net average (min. four punts) of 45.8 yards on six punts.

**2015:** Played in 15 contests, recording a 44.2-yard average and a 39.7-yard net average on 70 punts...Placed a career-high 28 punts inside the 20...**At Seattle (Sept. 27):** Punted a career-high 10 times for 477 yards (47.7 avg.), including a season-long 72-yarder.

**2014:** Appeared in all 16 games as a rookie, punting 71 times for 3,107 yards (43.8 avg.)...Posted a 37.7-yard net average with 20 punts placed inside the 20...**Vs. Buffalo (Sept. 7):** Punted four times for 160 yards (40.0 avg.) in his NFL debut...**Vs. New Orleans (Dec. 15):** Posted a season-best net average of 46.3 yards on six punts...**2014 Draft:** Was selected by the Bears with second of two choices in the sixth round (191st overall), the only punter to be drafted in 2014.

**COLLEGE:** Appeared in 54 games during his career at Miami (2013) and Cincinnati (2009-12), registering a gross average of 43.5 yards and a net average of 38.3 yards on 234 punts with 78 placed inside the 20...Earned his degree in organizational leadership...**Graduate senior season (2013):** Played in all 13 games for Miami, ranking No. 2 in the country and setting a school single-season record with an average of 47.1 yards per

punt...Punted 53 times for 2,498 yards, with 23 of his punts going for 50-plus yards...Earned second-team All-America honors from *USA Today* and third-team recognition from *Athlon*...Named first-team All-Atlantic Coast Conference by the league's coaches...Was named the team's special teams MVP...Finished the season with at least one punt of 50-plus yards in eight straight games...Posted three punts of 50-plus yards and placed five punts inside the 20 vs. Virginia (Nov. 23)...**Senior season (2012):** Appeared in all 13 games, earning second-team All-Big East honors...Recorded a 41.8-yard gross average and a net average of 36.5 yards with 23 punts placed inside the 20...Posted 36 touchbacks on 75 kickoffs...Was named the Big East Special Teams Player of the Week for his performance vs. Virginia Tech (Sept. 29) after recording a season-best 44.6-yard average on five punts with a career-high four punts inside the 20...**Junior season (2011):** Played in all 13 games, earning first-team All-Big East recognition after posting a 43.8-yard gross average and a 39.0-yard net average on 63 punts with a career-high 26 punts inside the 20...Also handled kickoffs, posting seven touchbacks on the season...Registered a career-long 76-yard punt vs. North Carolina State (Sept. 22), finishing with a 59.7-yard average on three punts...Posted a career-best (min. four punts) average of 54.0 yards on four punts at Syracuse (Nov. 26)...**Sophomore season (2010):** Was named the starting punter entering the season and went on to appear in all 12 contests, punting 52 times for 2,178 yards (41.9 avg.)...Posted a 38.4-yard net average with 16 punts placed inside the 20...**Freshman season (2009):** Appeared in three games, punting seven times for 265 yards (37.9 avg.)...Made his collegiate debut vs. Southeast Missouri State (Sept. 12), posting a 34.5-yard average on four punts with one inside the 20.

**PERSONAL:** Given name Patrick Michael O'Donnell...Born in West Palm Beach, Fla. ...He and his wife, Shelby, have a daughter, Palmer, and a son, Tate...**High school:** Earned first-team all-state and all-district honors as a senior at Palm Beach Central High School (Wellington, Fla.)...Averaged 45 yards on punts and posted a touchback rate of 95 percent on kickoffs...Also made seven FGs as a senior, including a long of 52 yards...Was co-winner of the 2008 Lou Groza Award for the top kicker in Palm Beach County...Played in the 2009 Outback All-Star Game...**Community involvement:** Hosts an annual youth football camp in his hometown.

**NFL debut:** vs. Buffalo, 9/7/14

### CAREER TRANSACTIONS

- 2014 Selected by Chicago Bears as second of two choices in the sixth round (191st overall) of '14 NFL Draft, May 10... Signed first contract, May 13.
- 2018 Re-signed by Bears as unrestricted free agent, March 22.
- 2019 Re-signed by Bears as unrestricted free agent, March 20.
- 2021 Re-signed by Bears as unrestricted free agent, March 25.
- 2022 Signed by Green Bay Packers as unrestricted free agent, March 18.

### THE GREEN BAY PACKERS BRAND

Created in 2007, the Turnkey Team Brand Index serves as the first-ever brand report card of all professional sports teams throughout the four major sports.

It aims to better understand team brands, including their strengths and weaknesses as well as the attributes most closely associated with the team. Results are based upon fan polls in a team's home market.

After finishing 10th in 2007, the Green Bay Packers took the top overall spot in the 2008 standings, finishing ahead of the Boston Red Sox (second) and Pittsburgh Steelers (third). The Packers finished second in the out-of-market rankings behind the New York Yankees, indicating the strength of the Packers brand across the country.





## PAT O'DONNELL'S NFL REGULAR-SEASON PUNTING STATISTICS

DATE	TEAM	GP	NO.	YDS.	AVG.	OPP.		NET					
						RET.	YDS.	YDS.	AVG.	TB	IN20	LG	BK
2014	Bears	16	71	3,107	43.8	31	335	2,712	37.7	3	20	61	1
2015	Bears	15	70	3,097	44.2	25	197	2,820	39.7	4	28	72	1
2016	Bears	16	68	2,994	44.0	18	282	2,612	38.4	5	24	67	0
2017	Bears	16	87	4,087	47.0	40	512	3,455	39.7	6	27	69	0
2018	Bears	16	62	2,791	45.0	19	150	2,501	39.7	7	28	65	1
2019	Bears	16	80	3,586	44.8	35	247	3,299	40.7	2	26	75	1
2020	Bears	16	64	2,924	45.7	25	294	2,530	39.5	5	28	64	0
2021	Bears	17	62	2,865	46.2	34	375	2,390	38.5	5	19	72	0
2022	Packers	17	52	2,313	44.5	20	190	2,103	38.9	1	24	72	2
<b>NFL TOTALS</b>		<b>145</b>	<b>616</b>	<b>27,764</b>	<b>45.1</b>	<b>247</b>	<b>2,582</b>	<b>24,422</b>	<b>39.3</b>	<b>38</b>	<b>224</b>	<b>75</b>	<b>6</b>

## PAT O'DONNELL'S NFL POSTSEASON PUNTING STATISTICS

DATE	TEAM	GP	NO.	YDS.	AVG.	OPP.		NET					
						RET.	YDS.	YDS.	AVG.	TB	IN20	LG	BK
2018	Bears	1	6	243	40.5	1	-1	244	40.7	0	4	49	0
2020	Bears	1	7	281	40.1	3	22	259	37.0	0	2	49	0
<b>NFL TOTALS</b>		<b>2</b>	<b>13</b>	<b>524</b>	<b>40.3</b>	<b>4</b>	<b>21</b>	<b>503</b>	<b>38.7</b>	<b>0</b>	<b>6</b>	<b>49</b>	<b>0</b>

## SINGLE-GAME HIGHS: PUNTER

<b>Punts</b>	10 at Seattle Seahawks, Sep 27, 2015 9 vs. Detroit Lions, Nov 10, 2019 ...2 more at 9.	<b>Net Punting Avg</b>	50.4 at Denver Broncos, Sep 15, 2019 46.5 vs. Carolina Panthers, Oct 22, 2017
<b>Gross Punting Yards</b>	477 at Seattle Seahawks, Sep 27, 2015 420 at Baltimore Ravens, Oct 15, 2017 57.4 at Denver Broncos, Sep 15, 2019	<b>Longest Punts</b>	75 at Denver Broncos, Sep 15, 2019 72 vs. Chicago Bears, Sep 18, 2022 ...3 more at 72.
<b>Gross Punting Avg</b>	56.7 at Cleveland Browns, Sep 26, 2021 384 at Seattle Seahawks, Sep 27, 2015	<b>Inside the 20</b>	5 at Tampa Bay Buccaneers, Sep 25, 2022 4 vs. Dallas Cowboys, Dec 05, 2019 ...4 more at 4.
<b>Net Punting Yards</b>	360 vs. Detroit Lions, Nov 10, 2019	<b>Special Teams Tackles</b>	1 at Tampa Bay Buccaneers, Oct 24, 2021 1 at Washington Redskins, Sep 23, 2019 ...5 more at 1.

## PACKERS WHO HAVE WON THE HEISMAN TROPHY

Year	Player	Pos.	School	In Green Bay
1941	Bruce Smith	B	Minnesota	1945-48
1956	Paul Hornung	B	Notre Dame	1957-62, 64-66
1990	Ty Detmer	QB	Brigham Young	1992-95
1991	Desmond Howard	WR	Michigan	1996, 99
1996	Danny Wuerffel	QB	Florida	2000
1997	Charles Woodson	CB	Michigan	2006-12

## PACKERS WHO HAVE PUNTED, 1970-2022

Foot	Name	Years	No	Yds	Avg	LG	B	Foot	Name	Years	No	Yds	Avg	LG	B
R	Dale Livingston	1970	6	199	33.2	52	0	L	Chris Hanson	1999	4	157	39.3	44	0
R	Ken Duncan	1971	6	216	36.0	47	0	R	Louie Aguiar	1999	75	2,954	39.4	64	0
R	Ron Widby	1972-73	121	5,128	42.4	64	2	R	Ryan Longwell	1999-2000, '03	4	107	26.8	30	0
R	Paul Staroba	1973	12	373	31.1	49	0	R	Josh Bidwell	2000-03	308	12,659	41.1	68	0
L	Randy Walker	1974	69	2,648	38.4	58	0	R	Bryan Barker	2004	66	2,644	40.1	64	0
R	Steve Broussard	1975	29	922	31.8	51	3	L	B.J. Sander	2005	64	2,508	39.2	53	0
R	David Beverly	1975-80	495	18,785	37.9	65	2	R	Ryan Flinn	2005	6	218	36.3	42	0
R	Chester Marcol	1980	1	33	33.0	33	0	R	Jon Ryan	2006-07	144	6,403	44.5	72	2
R	Ray Stachowicz	1981-82	124	5,017	40.5	72	2	R	Derrick Frost	2008	48	2,021	42.1	65	0
L	Bucky Scribner	1983-84	154	6,465	42.0	70	1	L	Jeremy Kapinos	2008-09	83	3,558	42.9	58	1
L	Joe Prokop	1985	56	2,210	39.5	66	0	R	Tim Masthay	2010-15	390	17,233	44.2	71	3
R	Don Bracken	1985-90	368	14,602	39.7	65	5	R	Jacob Schum	2016	56	2,420	43.2	65	0
R	Bill Renner	1986-87	35	1,334	38.1	50	3	R	Justin Vogel	2017	71	3,155	44.4	62	0
R	Paul McJulien	1991-92	122	4,859	39.8	67	2	R	JK Scott	2018-20	194	8,654	44.6	67	2
R	Bryan Wagner	1992-93	104	4,396	42.3	60	0	L	Corey Bojorquez	2021	53	2,467	46.5	82	0
R	Craig Hentrich	1994-97	289	12,355	42.8	70	2	R	Pat O'Donnell	2022	52	2,313	44.5	72	2
R	Sean Landeta	1998	65	2,788	42.9	72	0								

NOTE: Does not include Donny Anderson, who punted in 1966-69 seasons, in addition to 1970-71.

# 42 MATT ORZECH

LONG SNAPPER  
AZUSA PACIFIC

Fourth NFL Season > First Packers Season



Ht: 6-3 > Wt: 245 > Born: April 12, 1995 > NFL Games Played/Started: 50/0 > Acquired: UFA (LAR)-23

## PRO HIGHLIGHTS:

- Was signed by the Packers as an unrestricted free agent on March 17, 2023.
- Appeared in 50 regular-season games during his first three seasons in the NFL, handling snapping duties for all 34 contests for the Los Angeles Rams in 2021-22 and all 16 games for the Jacksonville Jaguars in 2019.
- Helped Rams K Matt Gay connect on 60 of 64 field goals in 2021-22, a 93.8 percentage that ranked No. 2 in the NFL over that span.
- Handled snapping duties for the Rams for all four of their postseason contests in 2021 as the team captured a world title with a win over the Cincinnati Bengals in Super Bowl LVI.
- As a rookie with Jacksonville in 2019, helped K Josh Lambo set a single-season team record for field goals made (33) and P Logan Cooke lead the NFL with a franchise-record net punting average of 44.5 yards.
- Originally entered the league in May 2019 as an undrafted free agent with the Baltimore Ravens.

**2022 SEASON:** Handled snapping duties in all 17 contests for the Rams for the second straight season...Registered a career-high three tackles on special teams...Snapped for Gay, who ranked No. 4 in the league in field-goal percentage (93.3, 28 of 30) and tied the single-season franchise record with seven field goals of 50-plus yards (tied for No. 7 in the NFL)...Also snapped for P Riley Dixon, who posted the second-best punting average in a season (48.4) in franchise history...**Vs. Dallas (Oct. 9):** Posted a career-high two special teams tackles...**Vs. Denver (Dec. 25):** Snapped for Gay as he connected on all three of his field goals, including two from 50-plus yards (55, 53), and all six extra points.

**2021:** Handled snapping duties for the Rams in all 17 games...Snapped for Gay, who connected on 32 of 34 field goals, ranking No. 2 in the league with a FG percentage of 94.1...Helped Gay register 144 points on the season, good for No. 3 in the NFL...Also handled snapping duties for all four postseason contests...Was waived by the Titans on May 10 and then was claimed by the Rams on May 11...**Vs. Chicago (Sept. 12):** Played seven snaps in his debut with the Rams as Gay connected on both of his field goal attempts (53, 22)...**At Seattle (Oct. 7):** Recorded a tackle on special teams.

**2020:** Was waived by the Jaguars on Sept. 5 and then was signed by the Miami Dolphins to their practice squad on Sept. 10...Was signed to the Titans' active roster on Nov. 5 and was inactive for three games before being waived on Nov. 30.

**2019:** Handled long-snapping duties for all 16 games as a rookie for the Jaguars...Helped Lambo set a single-season franchise record for field goals made as Lambo connected on 33 of 34 FGs (league-best 97.1 pct.)...Also snapped for Cooke, who led the NFL with a net punting average of 44.5 yards, the top single-season mark in team history...Was with the Ravens during training camp before being released in the final roster reduction and then was claimed by the Jaguars...**Vs. Kansas**

## AT A GLANCE ...



- Last name is pronounced OR-zick.
- Appeared in 50 regular-season games during his first three seasons in the league, handling snapping duties for all 34 contests for the Los Angeles Rams in 2021-22 and all 16 games for the Jacksonville Jaguars in 2019.
- Helped Rams K Matt Gay connect on 60 of 64 field goals in 2021-22, a 93.8 percentage that ranked No. 2 in the NFL over that span.
- Handled snapping duties for the Rams for all four of their postseason contests in 2021 as the team captured a world title with a win over the Cincinnati Bengals in Super Bowl LVI.
- As a rookie with Jacksonville in 2019, helped K Josh Lambo set a single-season team record for field goals made (33) and P Logan Cooke lead the NFL with a franchise-record net punting average of 44.5 yards.
- Played in 46 games with eight starts during his five seasons at Azusa Pacific (2013-15, 2017-18), seeing time at tight end and long snapper.

**City (Sept. 8):** Made his NFL debut, appearing on six snaps...**At Oakland (Dec. 15):** Snapped for Cooke as he posted a season-high 49.2-yard net average on five punts...**Vs. Indianapolis (Dec. 29):** Handled snapping duties as Lambo connected on a pair of 50-yard field goals (53, 56)...**2019 Draft:** Signed with the Ravens as an undrafted free agent on May 3.

**COLLEGE:** Played in 46 games with eight starts during his five seasons with the Cougars (2013-15, 2017-18), seeing time at tight end and long snapper...Posted eight receptions for 139 yards (17.4 avg.), with all of his catches coming as a senior...Registered 11 special teams tackles...Majored in graphic design...**Senior season (2018):** Appeared in all 12 games with five starts, posting eight receptions for 139 yards (17.4 avg.) along with seven tackles on special teams...Registered his first career reception when he hauled in an 11-yard pass at Western Oregon (Sept. 15)...Posted a 38-yard grab vs. Central Washington (Oct. 6)...Recorded a career-high five catches for a career-best 81 yards (16.2 avg.) at Central Washington (Nov. 10)...**2017:** Started the first two games at TE before sustaining a season-ending injury...**2016:** Was sidelined for the entire season due to injury...**Junior season (2015):** Appeared in all 10 games as a reserve TE and also handled long-snapping duties...Posted a tackle on special teams...**Sophomore season (2014):** Played in all 11 games as a reserve TE, helping to block for an offense that allowed just 18 sacks on the season and averaged 269.3 rushing yards per game...Added a tackle on special teams...**Freshman season (2013):** Saw action in 11 games at long snapper...Registered two tackles on special teams and made one start at tight end.

**PERSONAL:** Given name Matthew Robert Orzech...Last name is pronounced OR-zick...Born in San Diego, Calif...Married, wife's name is Destiny...The couple has a 2-year-old son and an infant son...His father, Matt, played football at Iowa State...**High school:** Was a three-year letterwinner as a tight end and defensive end at Paloma Valley High School (Menifee, Calif.), helping the Wildcats to a 9-4 record and the third round

of the CIF playoffs as a senior in 2012...Posted six receptions for 97 yards (16.2 avg.) and a TD along with 55 tackles and nine sacks as a senior...Also lettered two years in baseball as

a pitcher and first baseman, hitting .354 with five doubles as a senior.

**NFL debut:** vs. Kansas City, 9/8/19

**CAREER TRANSACTIONS**

- 2019 Signed by Baltimore Ravens as undrafted free agent, May 3...Waived by Ravens, Aug. 30...Claimed off waivers by Jacksonville Jaguars, Sept. 1.
- 2020 Waived by Jaguars, Sept. 5...Signed by Miami Dolphins to practice squad, Sept. 10...Signed by Tennessee Titans to active roster, Nov. 5...Waived by Titans, Nov. 30.
- 2021 Re-signed by Titans, Jan. 11...Waived by Titans, May 10...Claimed off waivers by Los Angeles Rams, May 11.
- 2023 Signed by Green Bay Packers as unrestricted free agent, March 17.

**MATT ORZECH'S NFL REGULAR-SEASON STATISTICS**

DATE	TEAM	GP
2019	Jaguars	16
2021	Rams	17
2022	Rams	17
<b>NFL TOTALS</b>		<b>50</b>

**MATT ORZECH'S NFL POSTSEASON STATISTICS**

DATE	TEAM	GP
2021	Rams	4
<b>NFL TOTALS</b>		<b>4</b>

**WARMEST RECORDED GAMES, PACKERS HISTORY (SINCE 1959)**

**WARMEST RECORDED HOME GAMES, TEAM HISTORY**

89	S	24	2017	Cincinnati Bengals (GB)	.....+W	27	24
85	S	10	1978	New Orleans Saints (Milw)	.....W	28	17
84	O	6	1963	Los Angeles Rams (GB)	.....W	42	10
83	S	12	1976	San Francisco 49ers (GB)	.....L	14	26
83	S	8	2002	Atlanta Falcons (GB)	.....+W	37	34
82	S	26	1999	Minnesota Vikings (GB)	.....W	23	20
81	S	6	1998	Detroit Lions (GB)	.....W	38	19
80	S	15	1968	Philadelphia Eagles (GB)	.....W	30	13
80	S	16	2018	Minnesota Vikings (GB)	.....+T	29	29
79	S	20	1970	Detroit Lions (GB)	.....L	0	40
79	S	9	1990	Los Angeles Rams (GB)	.....W	36	24
79	O	7	2007	Chicago Bears (GB)	.....L	20	27
78	S	17	1967	Detroit Lions (GB)	.....T	17	17
78	S	18	1983	Los Angeles Rams (Milw)	.....W	27	24
78	S	11	1994	Miami Dolphins (Milw)	.....L	14	24
78	S	17	2006	New Orleans Saints (GB)	.....L	27	34

+ — overtime

**WARMEST NOVEMBER HOME GAMES**


68	N	6	2016	Indianapolis Colts (GB)	.....L	26	31
60	N	29	1998	Philadelphia Eagles (GB)	.....W	24	16
59	N	18	2001	Atlanta Falcons (GB)	.....L	20	23
57	N	3	1963	Pittsburgh Steelers (Milw)	.....W	33	14
56	N	1	1981	Seattle Seahawks (GB)	.....W	34	24
55	N	15	2015	Detroit Lions (GB)	.....L	16	18
53	N	8	1981	New York Giants (Milw)	.....W	26	24
53	N	15	1981	Chicago Bears (GB)	.....W	21	17
53	N	5	1989	Chicago Bears (GB)	.....W	14	13
53	N	22	2009	San Francisco 49ers (GB)	.....W	30	24
52	N	9	1970	Baltimore Colts (Milw)	.....L	10	13
52	N	2	1975	Minnesota Vikings (GB)	.....L	17	28
52	N	9	1980	San Francisco 49ers (Milw)	.....W	23	16
52	N	1	1987	Tampa Bay Buccaneers (Milw)	.....L	17	23
52	N	4	2001	Tampa Bay Buccaneers (GB)	.....W	21	20

**WARMEST RECORDED ROAD GAMES, TEAM HISTORY**

102	S	24	1978	@ San Diego Chargers	.....W	24	3
102	S	21	2003	@ Arizona Cardinals	.....L	13	20
90	S	19	1965	@ Pittsburgh Steelers	.....W	41	9
90	S	13	1992	@ Tampa Bay Buccaneers	.....L	3	31
90	S	11	2016	@ Jacksonville Jaguars	.....W	27	23
89	S	20	1981	@ Los Angeles Rams	.....L	23	35
88	O	14	1990	@ Tampa Bay Buccaneers	.....L	14	26
88	O	27	1991	@ Tampa Bay Buccaneers	.....W	27	0
88	O	18	2020	@ Tampa Bay Buccaneers	.....L	10	38
88	S	25	2022	@ Tampa Bay Buccaneers	.....W	14	12
87	S	23	1984	@ Dallas Cowboys	.....L	6	20
87	S	18	1988	@ Miami Dolphins	.....L	17	24
87	N	11	1990	@ Los Angeles Raiders	.....W	29	16
87	S	24	2000	@ Arizona Cardinals	.....W	29	3

**WARMEST OCTOBER HOME GAMES**

84	O	6	1963	Los Angeles Rams (GB)	.....W	42	10
79	O	7	2007	Chicago Bears (GB)	.....L	20	27
75	O	25	1964	Los Angeles Rams (Milw)	.....L	17	27
74	O	13	1968	Los Angeles Rams (Milw)	.....L	14	16
73	O	5	1997	Tampa Bay Buccaneers (GB)	..W	21	16
72	O	8	1961	Baltimore Colts (GB)	.....W	45	7
72	O	3	1976	Detroit Lions (GB)	.....W	24	14
72	O	1	2000	Chicago Bears (GB)	.....L	24	27
71	O	2	1983	Tampa Bay Buccaneers (GB)	..W	55	14
70	O	1	1989	Atlanta Falcons (Milw)	.....W	23	21
69	O	1	1967	Atlanta Falcons (Milw)	.....W	23	0
69	O	14	1973	Kansas City Chiefs (Milw)	.....T	10	10
69	O	8	2006	St. Louis Rams (GB)	.....L	20	23
69	O	16	2016	Dallas Cowboys (GB)	.....L	16	30



With construction in progress on the north end zone, Brett Favre watches a flyover before the Packers' 2002 marathon win over Atlanta, tied for Lambeau's fourth-hottest game.

**WARMEST DEC./JAN. HOME GAMES**

57	D	2	1962	Los Angeles Rams (Milw)	.....W	41	10
53	D	13	2015	Dallas Cowboys (GB)	.....W	28	7
50	D	2	1973	New Orleans Saints (Milw)	.....W	30	10
45	D	9	1990	Seattle Seahawks (Milw)	.....L	14	20
45	D	28	2003	Denver Broncos (GB)	.....W	31	3
45	D	2	2012	Minnesota Vikings (GB)	.....W	23	14
43	D	5	1982	Buffalo Bills (Milw)	.....W	33	21
43	D	11	2011	Oakland Raiders (GB)	.....W	46	16
42	D	3	1961	New York Giants (Milw)	.....W	20	17
42	D	13	1998	Chicago Bears (GB)	.....W	26	20
42	D	3	2017	Tampa Bay Buccaneers (GB)	.....+W	26	20
41	D	17	2006	Detroit Lions (GB)	.....W	17	9
40	D	5	1965	Minnesota Vikings (GB)	.....W	24	19
40	D	18	1977	San Francisco 49ers (Milw)	.....W	16	14
40	D	6	1981	Detroit Lions (GB)	.....W	31	17
40	J	1	2022	Minnesota Vikings (GB)	.....W	41	17

# 34 JONATHAN OWENS

SAFETY  
MISSOURI WESTERN

Fifth NFL Season > First Packers Season



Ht: 5-11 > Wt: 210 > Born: July 22, 1995 > NFL Games Played/Started: 31/19 > Acquired: FA-23

## PRO HIGHLIGHTS:

- > Was signed by the Packers as a free agent on May 12, 2023.
- > Appeared in 31 games with 19 starts for the Houston Texans in 2019-22, recording 141 tackles (92 solo), a sack, an interception, five passes defended and a fumble recovery.
- > Started all 17 games for the Texans in 2022 and registered career highs with 125 tackles (84 solo), a sack, four passes defended and a QB hit.
- > Among defensive backs, ranked No. 2 in the NFL in tackles last season behind only Texans S Jalen Pitre (147).
- > Played in seven contests with two starts for Houston in 2021, posting his first career INT when he picked off Chargers QB Justin Herbert in Week 16.
- > Entered the league with the Arizona Cardinals as an undrafted free agent on April 30, 2018, and spent his entire rookie season with the team on injured reserve.

**2022 SEASON:** Started all 17 games and recorded career highs with 125 tackles (84 solo), a sack and four passes defended...Ranked No. 2 on the team in tackles and registered 10-plus tackles in a team-high seven games...Played 971 snaps on defense, the third most on the team, and helped the Texans rank No. 10 in the NFL in passing defense (209.3 ypg)...**Vs. Indianapolis (Sept. 11):** Started and played all 92 snaps, finishing with a career-high 15 tackles (career-best 11 solo) and a pass defended...**At Chicago (Sept. 25):** Registered a team-best 11 tackles (six solo) as the Texans held QB Justin Fields to 106 yards on 8-of-17 passing with two INTs (27.7 rating)...**At Las Vegas (Oct. 23):** Played all 56 snaps, finishing with a team-high 10 tackles (nine solo)...**At N.Y. Giants (Nov. 13):** Led the team with 12 tackles (10 solo)...**At Dallas (Dec. 11):** Posted five tackles (two solo) and was tied for the team lead with a career-high two passes defended...**At Tennessee (Dec. 24):** Registered his first career sack when he brought down QB Malik Willis for no gain early in the first quarter.

**2021:** Appeared in seven games with two starts and recorded 16 tackles (eight solo), an INT and a fumble recovery along with two tackles on special teams...Spent the first eight weeks of the season on the Texans' practice squad before being elevated to the active roster for gameday in Week 9 at Miami...Was elevated again for gameday in Week 12 at the N.Y. Jets and then was signed to the active roster from the practice squad on Dec. 4...Played in five games (Weeks 13-17) before being placed on injured reserve (wrist) on Jan. 3, 2022...**Vs. N.Y. Jets (Nov. 28):** Played on 12 snaps on special teams and posted his first career tackle when he brought down WR Braxton Berrios on a second-quarter punt return...**At Jacksonville (Dec. 19):** Made his first NFL start, appearing on all 70 snaps and posting a season-best eight tackles (four solo)...**Vs. L.A. Chargers (Dec. 26):** Started for the second straight week, appearing on all 62 snaps and posting four tackles (one solo). Registered his first career INT when he picked off Herbert in the second quarter in the end zone, returning the pick 7 yards to the Houston 6. Posted his first career fumble recovery early in the fourth quarter when he scooped up a fumble by RB Justin Jackson at the Houston 47 and returned it 6 yards to the Los Angeles 47.

## AT A GLANCE ...



- Was signed by the Packers as a free agent on May 12, 2023.
- Appeared in 31 games with 19 starts for the Houston Texans in 2019-22, recording 141 tackles (92 solo), a sack, an interception, five passes defended and a fumble recovery.
- Started all 17 games for the Texans in 2022 and registered career highs with 125 tackles (84 solo), a sack, four passes defended and a QB hit.
- Among defensive backs, ranked No. 2 in the NFL in tackles last season behind only Texans S Jalen Pitre (147).
- Played in seven contests with two starts for Houston in 2021, posting his first career INT when he picked off Chargers QB Justin Herbert in Week 16.
- Entered the league with the Arizona Cardinals as an undrafted free agent in April 2018 and spent his entire rookie season with the Cardinals on injured reserve.
- Appeared in 43 games with 33 starts at Missouri Western (2014-17), finishing his career with 259 tackles (155 solo), 2½ sacks, seven INTs, 23 passes defended, four forced fumbles and two fumble recoveries.

**2020:** Appeared in six games, seeing time on defense and special teams...Spent the first four weeks of the season on the Texans' practice squad before being elevated to the active roster for gameday in Weeks 5-6...Spent the next seven weeks on the practice squad before being signed to the active roster on Dec. 12...Appeared in the final four contests...**At Chicago (Dec. 13):** Saw his first defensive action of the season, appearing on 10 plays, along with eight snaps on special teams...**Vs. Cincinnati (Dec. 27):** Played 24 snaps on special teams, the second most on the team...**Vs. Tennessee (Jan. 3):** Appeared on a season-high 25 plays on special teams.

**2019:** Appeared in one game for the Texans, spending most of the season on Houston's practice squad...Was released by the Cardinals on Aug. 31 and then was signed to the Texans' practice squad on Sept. 30...Spent Weeks 5-11 on the practice squad and then was signed to the active roster on Nov. 21...Was released by the Texans on Nov. 23 and then was re-signed to their practice squad on Nov. 26, where he spent the final five games of the season...**Vs. Indianapolis (Nov. 21):** Made his NFL debut, appearing on eight plays on special teams.

**2018:** Spent his entire rookie campaign on injured reserve...**2018 Draft:** Signed with the Cardinals as an undrafted free agent, April 30.

**COLLEGE:** Appeared in 43 games with 33 starts in four seasons with the Griffons (2014-17), finishing his career with 259 tackles (155 solo), 2½ sacks, seven INTs, 23 passes defended, four forced fumbles and two fumble recoveries...Earned his degree in exercise science...**Senior season (2017):** Started all 11 contests, earning second-team All-MIAA (MidAmerica Intercollegiate Athletics Association) recognition after recording a career-high 95 tackles (46 solo), three tackles for a loss, a sack, two INTs, nine passes defended, two forced fumbles and a fumble recovery...Was named the school's Male Student-Athlete of the Year...Returned 16 punts for 186 yards (11.6





## 2022 GXG REGULAR SEASON (TEXANS)

DATE OPPONENT	P/S	TK	S	A	SK	YDS	INT	PD	FF	FR
09/11 Colts	S	15	11	4	0.0	0.0	0	1	0	0
09/18 at Broncos	S	10	6	4	0.0	0.0	0	0	0	0
09/25 at Bears	S	11	6	5	0.0	0.0	0	0	0	0
10/02 Chargers	S	6	5	1	0.0	0.0	0	1	0	0
10/09 at Jaguars	S	4	3	1	0.0	0.0	0	0	0	0
10/23 at Raiders	S	10	9	1	0.0	0.0	0	0	0	0
10/30 Titans	S	2	1	1	0.0	0.0	0	0	0	0
11/03 Eagles	S	10	7	3	0.0	0.0	0	0	0	0
11/13 at Giants	S	12	10	2	0.0	0.0	0	0	0	0
11/20 Commanders	S	10	4	6	0.0	0.0	0	0	0	0
11/27 at Dolphins	S	2	1	1	0.0	0.0	0	0	0	0
12/04 Browns	S	5	2	3	0.0	0.0	0	0	0	0
12/11 at Cowboys	S	5	2	3	0.0	0.0	0	2	0	0
12/18 Chiefs	S	7	5	2	0.0	0.0	0	0	0	0
12/24 at Titans	S	3	3	0	1.0	0.0	0	0	0	0
01/01 Jaguars	S	5	5	0	0.0	0.0	0	0	0	0
01/08 at Colts	S	8	4	4	0.0	0.0	0	0	0	0
<b>2022 TOTALS</b>	<b>17-17</b>	<b>125</b>	<b>84</b>	<b>41</b>	<b>1.0</b>	<b>0.0</b>	<b>0</b>	<b>4</b>	<b>0</b>	<b>0</b>

## 2020 GXG REGULAR SEASON (TEXANS)

DATE OPPONENT	P/S	TK	S	A	SK	YDS	INT	PD	FF	FR
09/10 at Chiefs										
09/20 Ravens										
09/27 at Steelers										
10/04 Vikings										
10/11 Jaguars	P	0	0	0	0.0	0.0	0	0	0	0
10/18 at Titans	P	0	0	0	0.0	0.0	0	0	0	0
10/25 Packers										
11/08 at Jaguars										
11/15 at Browns										
11/22 Patriots										
11/26 at Lions										
12/06 Colts										
12/13 at Bears	P	0	0	0	0.0	0.0	0	0	0	0
12/20 at Colts	P	0	0	0	0.0	0.0	0	0	0	0
12/27 Bengals	P	0	0	0	0.0	0.0	0	0	0	0
01/03 Titans	P	0	0	0	0.0	0.0	0	0	0	0
<b>2020 TOTALS</b>	<b>6-0</b>	<b>0</b>	<b>0</b>	<b>0</b>	<b>0.0</b>	<b>0.0</b>	<b>0</b>	<b>0</b>	<b>0</b>	<b>0</b>

## 2021 GXG REGULAR SEASON (TEXANS)

DATE OPPONENT	P/S	TK	S	A	SK	YDS	INT	PD	FF	FR
09/12 Jaguars										
09/19 at Browns										
09/23 Panthers										
10/03 at Bills										
10/10 Patriots										
10/17 at Colts										
10/24 at Cardinals										
10/31 Rams										
11/07 at Dolphins	P	0	0	0	0.0	0.0	0	0	0	0
11/21 at Titans										
11/28 Jets	P	0	0	0	0.0	0.0	0	0	0	0
12/05 Colts	P	3	2	1	0.0	0.0	0	0	0	0
12/12 Seahawks	P	1	1	0	0.0	0.0	0	0	0	0
12/19 at Jaguars	S	8	4	4	0.0	0.0	0	0	0	0
12/26 Chargers	S	4	1	3	0.0	0.0	1	1	0	1
01/02 at 49ers	P	0	0	0	0.0	0.0	0	0	0	0
01/09 Titans										
<b>2021 TOTALS</b>	<b>7-2</b>	<b>16</b>	<b>8</b>	<b>8</b>	<b>0.0</b>	<b>0.0</b>	<b>1</b>	<b>1</b>	<b>0</b>	<b>1</b>

## 2019 GXG REGULAR SEASON (TEXANS)

DATE OPPONENT	P/S	TK	S	A	SK	YDS	INT	PD	FF	FR
09/09 at Saints										
09/15 Jaguars										
09/22 at Chargers										
09/29 Panthers										
10/06 Falcons										
10/13 at Chiefs										
10/20 at Colts										
10/27 Raiders										
11/03 at Jaguars										
11/17 at Ravens										
11/21 Colts	P	0	0	0	0.0	0.0	0	0	0	0
12/01 Patriots										
12/08 Broncos										
12/15 at Titans										
12/21 at Buccaneers										
12/29 Titans										
<b>2019 TOTALS</b>	<b>1-0</b>	<b>0</b>	<b>0</b>	<b>0</b>	<b>0.0</b>	<b>0.0</b>	<b>0</b>	<b>0</b>	<b>0</b>	<b>0</b>

## 2019 GXG POSTSEASON (TEXANS)

01/04 Bills										
01/12 at Chiefs										
<b>2019 TOTALS</b>		<b>0</b>	<b>0</b>	<b>0</b>	<b>0.0</b>	<b>0.0</b>	<b>0</b>	<b>0</b>	<b>0</b>	<b>0</b>

## SHOVELING SNOW AT LAMBEAU

One of the more recent traditions that has taken hold among Packers fans is answering the call to shovel snow off the Lambeau Field bleachers. When the team needs help clearing the stands for an upcoming game, it issues a press release or uses social media to alert fans. The Packers provide the shovels and the fans, in turn, provide the muscle (pictured, lower right).

While there was no need to request shovelers in 2020-22, snowfall during the 2019 season caused the team to put out a call for shovelers on multiple occasions, including both weeks leading up to the Dec. 8 game against Washington and the Dec. 15 game against Chicago. The team also required assistance clearing the bowl and spreading ice melt the morning of the NFC Divisional playoff game against Seattle. Those marked the 32nd, 33rd and 34th occasions that Packers fans have been asked to shovel snow since 2005.

Fans at least 18 years old who arrive early enough often shovel for several hours. Participants receive \$13 per hour upon completion of their work.

While shoveling the stands is a more recent development, fans for generations have been eager to help the Packers in times of need.

Prior to the 1965 NFL Championship Game, played in Green Bay on Jan. 2, 1966, about 25 young volunteers helped close to 60 stadium workers shovel and haul away snow off the large tarpaulins that had covered the field (pictured, upper right).

Prior to the game, the Packers also had spread 40 tons of marsh hay over the playing surface to keep it from freezing. That, too, had to be removed.

The nearly five inches of wet, heavy snow that blanketed the turf fell the morning of the game.

The Packers tried using a helicopter to dry out the field and blow snow off the seats, but it didn't work out and the stadium crew wound up trying to clear the seating areas, as well.

NFL Commissioner Pete Rozelle was in attendance, but said he never considered calling off the game.

"I think you may be better equipped to handle this sort of thing here than any other place in the league," said Rozelle, directing his remarks to local reporters.





**JON RUNYAN** **76**  
**GUARD**  
**MICHIGAN**

Fourth NFL Season > Fourth Packers Season

Ht: 6-4 > Wt: 307 > Born: August 8, 1997 > NFL Games Played/Started: 50/33 > Acquired: D6a-20

**PRO HIGHLIGHTS:**

- > Started 33 games over the past two seasons (22 at left guard, 11 at right guard), the most among Green Bay offensive linemen over that span.
- > In his 33 career starts, has been penalized just one time (holding penalty vs. Minnesota in Week 17 last season). Had the fewest penalties among NFL offensive linemen that made 30-plus starts in 2021-22.
- > Was one of only two offensive linemen on the Packers (T Yosh Nijman) to appear in all 50 regular-season games from 2020-22.
- > Started all 17 games last season, opening 11 at RG and six at LG, and was part of a line that helped the Packers rank No. 7 in the NFL in sacks allowed (32).
- > Appeared in all 17 games with 16 starts at LG in 2021, one of only two Green Bay offensive linemen (G/T Royce Newman) to start 16-plus games that season.
- > Did not commit a penalty in 2021, one of only four offensive linemen in the NFL to play 800-plus snaps and not be penalized in 2021.
- > Played in all 16 contests in 2020, the only Green Bay rookie to appear in every game, seeing time at both guard spots.
- > Became the first Green Bay OL to be drafted in the sixth round or later to appear in every game as a rookie since T Mark Tauscher (seventh round) in 2000.
- > Saw significant action in Week 11 at Indianapolis and in Week 12 vs. Chicago in 2020 due to injuries on the line, playing the final 50 snaps of each game at left guard as the line allowed a total of one sack in those two contests.
- > Selected by the Packers with the first of three choices in the sixth round (No. 192 overall), a pick that was acquired from the Las Vegas Raiders in 2019 for WR Trevor Davis. Became the first offensive lineman selected by the Packers out of the University of Michigan since G Joe O'Donnell in 1963 (third round, No. 40 overall).

**2022 SEASON:** Started all 17 games, opening 11 at RG and six at LG...Part of a line that helped the Packers rank No. 7 in the NFL in sacks allowed (32), including just 17 in Weeks 7-18, tied for the third fewest in the league over that span...  
**At Minnesota (Sept. 11):** Started at LG and played 31 snaps, but sustained a concussion early in the third quarter and was sidelined for the remainder of the game...  
**Vs. Chicago (Sept. 18):** Started at LG and played all 68 snaps as part of a line that cleared the way for Green Bay to rack up 203 yards on 38 carries (5.3 avg.), its first 200-yard rushing game since Dec. 27, 2020, vs. Tennessee (37-234)...  
**Vs. New England (Oct. 2):** Started at LG and played all 73 snaps as the line helped the offense rack up a season-high 443 yards and allowed only one sack of QB Aaron Rodgers for the second straight game...  
**At Washington (Oct. 23):** Made his first career start at RG, appearing on all 54 snaps as part of a line that did not allow a sack on the afternoon...  
**At Buffalo (Oct. 30):** Started at RG and played all 66 snaps as the Packers registered a season-high 208 yards rushing on 31 carries (6.7 avg.)...  
**Vs. Dallas (Nov. 13):** Started at RG and played all 64 snaps, helping Green

**AT A GLANCE ...**

- Started 33 games over the past two seasons (22 at left guard, 11 at right guard), the most among Green Bay offensive linemen over that span.
- In his 33 career starts, has been penalized just one time (holding penalty vs. Minnesota in Week 17 last season). Had the fewest penalties among NFL offensive linemen that made 30-plus starts in 2021-22.
- Started all 17 games last season, opening 11 at RG and six at LG, and was part of a line that helped the Packers rank No. 7 in the NFL in sacks allowed (32).
- Appeared in all 17 games with 16 starts at LG in 2021, one of only two Green Bay offensive linemen (G/T Royce Newman) to start 16-plus games that season.
- Played in all 16 contests in 2020, the only Green Bay rookie to appear in every game, seeing time at both guard spots.
- Earned first-team All-Big Ten honors from the conference's coaches as both a junior and a senior, also taking home first-team recognition from the media as a senior in 2019.
- Appeared in 32 career games with 25 starts for the Wolverines, opening 24 contests at left tackle and one at right tackle.

Bay post 30-plus points (31), 400-plus total yards (415) and 200-plus rushing yards (207) for the first time since Dec. 27, 2020, vs. Tennessee...  
**At Chicago (Dec. 4):** Started at RG and played all 66 snaps, part of a line that did not allow a sack of Rodgers and cleared the way for the team's 175 rushing yards and two TDs on 32 carries (5.5 avg.)...  
**At Miami (Dec. 25):** Started at RG and played all 66 snaps, helping to protect Rodgers as he threw for 238 yards and a TD on 24-of-38 passing...  
**Vs. Minnesota (Jan. 1):** Started at RG and played all 63 snaps, part of a line that allowed just one sack of Rodgers and cleared the way for RB Aaron Jones' 111 rushing yards on just 14 carries (7.9 avg.).

**2021:** Played in all 17 games with 16 starts at LG (Weeks 2-12, 14-18)...Did not commit a penalty on the season, one of only four offensive linemen in the NFL to play 800-plus snaps and not be penalized...Also started at LG in the playoff game...  
**Vs. Detroit (Sept. 20):** Made his first career NFL start, opening at LG with Lucas Patrick (concussion) limited during the practice week, and played all 65 snaps...  
**At Cincinnati (Oct. 10):** Started at LG and helped the offense produce a 300-yard passer (Rodgers, 344), a 200-yard receiver (WR Davante Adams, 206) and a 100-yard rusher (Jones, 103) in the same game for the first time in team history as the Packers posted 466 total yards of offense...  
**Vs. L.A. Rams (Nov. 28):** Started at LG and played a career-high 82 snaps, protecting Rodgers as he was sacked just once and threw for 307 yards and two TDs with no INTs...  
**Vs. Cleveland (Dec. 25):** Started at LG and helped the Packers register their first zero-sack game of the season as Rodgers threw for 202 yards and three TDs with no INTs (115.1 rating)...  
**Vs. Minnesota (Jan. 2):** Started at LG and played 74 of 75 snaps (came out for kneel-down on last play), helping the offense rack up season highs for total yards (481), rushing yards (174) and first downs (29). Part of a line that did not allow a sack for the second straight game, the Packers' first time doing so since 2010 (Weeks 2-3).

VETERANS  
 COMMUNITY  
 ADMIN. & COACHES  
 RUNYAN  
 DRAFT & FREE AGENTS  
 REVIEW  
 2022  
 RECORDS & HISTORY  
 LAMBEAU FIELD  
 MISC.

**2020:** Played in all 16 games, the only Green Bay rookie to appear in every contest, seeing time on offense and special teams...Also appeared in both postseason contests...**At Minnesota (Sept. 13):** Made his NFL debut, entering the game at RG early in the fourth quarter in place of an injured Lane Taylor (knee) and appearing on the final 15 snaps of the game...**Vs. Detroit (Sept. 20):** Played the final eight snaps of the game at RG with Patrick moving to C in place of an injured Corey Linsley (hand)...**At San Francisco (Nov. 5):** Saw his most extensive action from scrimmage as a pro to that point, taking over at LG for the entire second half as he played all 31 snaps with Elgton Jenkins moving to LT and Billy Turner moving to RT in place of an injured Rick Wagner (knee)...**At Indianapolis (Nov. 22):** Took over at LG on the third series with Jenkins moving to C in place of an injured Linsley (back). Played the final 50 snaps, helping to protect Rodgers as he was sacked just once and connected on 27 of 38 passes for 311 yards and three TDs with one INT (110.7 rating)...**Vs. Chicago (Nov. 29):** Played most of the game for the second straight week, taking over at LG late in the first quarter with Jenkins moving to C again in place of an injured Linsley (knee). Played the final 50 snaps of the game at LG, part of a line that did not allow a sack as Rodgers posted a 132.3 passer rating (21 of 29 for 211 yards and four TDs with no INTs) and the offense racked up 182 rushing yards and a TD on 39 carries (4.7 avg.)...**2020 Draft:** Selected by the Packers with the first of three choices in the sixth round (No. 192 overall), a pick that was acquired from the Las Vegas Raiders in 2019 for Davis. Became the first offensive lineman selected by the Packers out of the University of Michigan since O'Donnell in 1963.

**COLLEGE:** Appeared in 32 career games with 25 starts for the Wolverines, opening 24 contests at left tackle and one at right tackle...Earned first-team All-Big Ten honors from the conference's coaches as both a junior and a senior, also taking home first-team recognition from the media as a senior in 2019...Was a two-time recipient (2018-19) of the Hugh R. Radar Award as the University of Michigan's top offensive lineman and was named to the watch list for the Outland Trophy in 2019...Earned his degree in sociology...**Senior season (2019):** Started the final 11 games of the season at LT, earning first-team All-Big Ten honors from the conference's coaches and media...Was named to the watch list for the Outland Trophy...Missed the first two games of the season due to injury...Was part of a line that protected QB Shea Patterson as he completed 214 of 381 passes (56.2 percent) for 3,061 yards and 23 TDs with eight INTs, the second-most passing yards in a season in school history...

**NFL debut:** at Minnesota, 9/13/20  
**First NFL start:** vs. Detroit, 9/20/21

### CAREER TRANSACTIONS

- 2020 Selected by Green Bay Packers as first of three choices in the sixth round (192nd overall) of '20 NFL Draft, April 25... Signed first contract, June 5.

Blocked for Patterson as he threw for 384 yards, his career high with the Wolverines, and four TDs with no INTs vs. Michigan State (Nov. 16)...Part of a line that protected Patterson as he connected on 20 of 32 passes for 366 yards and five TDs at Indiana (Nov. 23), the most TD passes by a Michigan QB in a regulation game in school history...Helped Patterson become the first QB in school history to post three consecutive 300-yard passing games as he threw for 305 yards and a TD vs. Ohio State (Nov. 30)...**Junior season (2018):** Started all 13 contests at LT, earning first-team All-Big Ten recognition from the coaches and second-team honors from the media...Helped clear holes for RB Karan Higdon, who posted a team-high 1,178 yards and 10 TDs on 224 carries (5.3 avg.) and recorded eight 100-yard rushing games on the season...Made his first career start at LT at Notre Dame (Sept. 1)...**Sophomore season (2017):** Appeared in eight games with one start at RT...Made his collegiate debut at RG vs. Florida (Sept. 2)...Played snaps at RG vs. Air Force (Sept. 16), at Purdue (Sept. 23), at Indiana (Oct. 14), vs. Rutgers (Oct. 28) and vs. Minnesota (Nov. 4)...Saw action as an additional LT at Maryland (Nov. 11)...Saw time at RT vs. Ohio State (Nov. 25)...Started at RT vs. South Carolina in the Outback Bowl (Jan. 1), his first collegiate start...**Redshirt freshman season (2016):** Did not see any action, sustaining an injury prior to the start of the season and missing the entire season.

**PERSONAL:** Given name Jon Daniel Runyan Jr. ...Born in Houston, Texas...His father, Jon Sr., was an All-Big Ten selection at Michigan in 1995 and went on to play 14 seasons in the NFL as an offensive tackle with the Houston Oilers/Tennessee Titans (1996-99), Philadelphia Eagles (2000-08) and San Diego Chargers (2009)...Jon Sr. also served as the U.S. Representative for New Jersey's 3rd congressional district from 2011 to 2015 and currently works for the NFL as the vice president of policy and rules administration...His sister, Bella, is a senior guard on the Villanova basketball team...Studied abroad in May 2017 in Barcelona, Spain...**High school:** Earned first-team all-state honors at St. Joseph's Preparatory School (Philadelphia, Pa.), where he helped the Hawks win two straight PIAA Class AAAA state titles...Anchored a line that helped the offense average 201.5 rushing yards per game...Was ranked the No. 15 player in the state of Pennsylvania and the No. 45 offensive lineman in the nation by Rivals.com...Was rated the No. 2 offensive guard in Pennsylvania by Scout.com...Also served as the kicker, earning second-team All-Philadelphia Catholic League honors as a senior...**Community involvement:** Regularly visited the C.S. Mott Children's Hospital while he was in college.

### JON RUNYAN'S NFL REGULAR-SEASON STATISTICS

DATE	TEAM	GP	GS
2020	Packers	16	0
2021	Packers	17	16
2022	Packers	17	17
<b>NFL TOTALS</b>		<b>50</b>	<b>33</b>

### JON RUNYAN'S NFL POSTSEASON STATISTICS

DATE	TEAM	GP	GS
2020	Packers	2	0
2021	Packers	1	1
<b>NFL TOTALS</b>		<b>3</b>	<b>1</b>





# DARNELL SAVAGE 26

SAFETY  
MARYLAND

Fifth NFL Season > Fifth Packers Season

Ht: 5-11 > Wt: 198 > Born: July 30, 1997 > NFL Games Played/Started: 62/59 > Acquired: D1b-19

## PRO HIGHLIGHTS:

> Played in 16 games with 13 starts in 2022, posting the sixth-most tackles (57) and solo tackles (42) on the team, while tying for No. 4 on the Packers with five passes defended.

> Posted his first career pick-6 in 2022 when he returned an INT off of Kirk Cousins 75 yards for the score, marking the longest INT return TD by a Packer since CB Casey Hayward's 82-yarder vs. Chicago on Nov. 9, 2014.

> Started all 17 regular-season contests in 2021 and posted 63 tackles (48 solo), two INTs, two tackles for a loss and nine passes defended (No. 3 on the team).

> Started all 15 contests he appeared in during the 2020 regular season, leading the team in INTs (four, t-No. 5 among NFL safeties, Stathead.com) and passes defended (12, No. 2 among NFL safeties).

> Finished No. 4 on the team in 2020 with 75 tackles (56 solo) while also recording three tackles for a loss, a sack, two QB hits and a fumble recovery, all career highs.

> Over the final six weeks of the 2020 regular season, registered four INTs, seven passes defended, two tackles for a loss, two QB hits and a sack. His four INTs in Weeks 12-17 were tied for No. 1 in the NFL (Tyran Mathieu and Xavier Howard).

> Named to the PFWA All-Rookie team in 2019 after starting all 14 games he appeared in and recording 61 tackles (41 solo), a tackle for a loss, a team-high two forced fumbles, two INTs (tied for No. 2 on the team), seven passes defended, a QB hit and two QB pressures.

> Started both playoff games as a rookie and ranked No. 3 on the team with 12 tackles (nine solo), including a tackle for a loss.

> Was the only NFL rookie to register multiple INTs and multiple forced fumbles in 2019 (according to Sportradar).

> Became the first rookie safety to start for the Packers in Week 1 since Morgan Burnett in 2010.

> Selected by the Packers in the first round (No. 21 overall) of the 2019 NFL Draft, a pick acquired from Seattle in exchange for a first-round pick (No. 30 overall) and two fourth-round selections (Nos. 114 and 118).

**2022 SEASON:** Played in 16 games with 13 starts and was inactive for one contest due to a foot injury...Recorded 57 tackles (42 solo), two tackles for a loss, an INT (returned for first career TD), five passes defended (tied for No. 4 on the team), a fumble recovery and a special teams tackle...**At Tampa Bay (Sept. 25):** Recorded an assisted tackle and recovered a WR Breshad Perriman fumble that was forced by LB Quay Walker with under a minute remaining in the first half...**Vs. New England (Oct. 2):** Posted four tackles (two solo) and a tackle for a loss when he brought down WR Nelson Agholor for a 2-yard loss on a reception early in the second quarter. Also played seven snaps on special teams...**Vs. Dallas (Nov. 13):** Posted eight tackles (six solo) and a pass defended. Also appeared on 10 special teams plays...**At Philadelphia (Nov. 27):** Appeared on one special teams play and on one defensive snap before a foot injury sustained on the third play from scrimmage ended his night...**Vs. Minnesota (Jan. 1):** Recorded two

## AT A GLANCE ...



- Was one of eight NFL safeties who posted 55-plus tackles, five-plus passes defended and an interception each season from 2019-22 (Stathead.com).
- Was one of six NFL safeties with five-plus INTs (nine), 30-plus passes defended (33), multiple fumble recoveries (two) and multiple forced fumbles (two) from 2019-22 (Stathead.com).
- Was tied with CBs Jaire Alexander and Rasul Douglas for the most INTs (nine) on the team from 2019-22.
- According to stathead.com, played on 3,861 defensive snaps from 2019-22, the second most on the Packers over that span (S Adrian Amos, 4,330).
- Registered multiple INTs in each of his first three seasons in the NFL (2019-21), the only Green Bay safety to do so since 1970.
- Earned All-Big Ten honors from media and coaches in each of his final two seasons at Maryland, being named honorable mention in 2017 and second team in 2018.

tackles (one solo), an INT and a pass defended. Posted his first career pick-6 when he intercepted a pass thrown by Cousins after it was batted in the air by CB Rasul Douglas, returning it 75 yards for the score with just over five minutes remaining in the first quarter. It marked the longest INT return TD by a Packer since Hayward's 82-yarder vs. Chicago on Nov. 9, 2014...**Vs. Detroit (Jan. 8):** Finished with a team-high 11 tackles (seven solo), a tackle for a loss and a team-best two passes defended. Knocked down QB Jared Goff's pass intended for WR Kalif Raymond on a third-down play with just over seven minutes left in the first quarter to force a FG attempt. Brought down RB D'Andre Swift for a 4-yard loss on a second-down run midway through the second quarter.

**2021:** Started all 17 contests and posted 63 tackles (48 solo), two INTs, two tackles for a loss and nine passes defended (No. 3 on the team)...Placed on reserve/COVID-19 on Jan. 3 and was activated on Jan. 4...**At Chicago (Oct. 17):** Registered three tackles (all solo), an INT and a pass defended on 51 defensive snaps before exiting the game in the third quarter with a concussion. Picked off QB Justin Fields on a long pass to the back of the end zone late in the first quarter...**Vs. Washington (Oct. 24):** Registered six tackles (five solo) and posted a pass defended on a third-and-3 at the GB 27-yard line in the second quarter that led to a fourth down that was not converted...**At Kansas City (Nov. 7):** Posted three tackles (two solo), a tackle for a loss and a team-best two passes defended. Teamed with LB Krys Barnes on fourth-and-1 to tackle RB Darrel Williams in the right flat for a loss of 2 yards, giving the Packers the ball at the KC 37-yard line...**Vs. Cleveland (Dec. 25):** Finished No. 2 on the team with a season-high eight tackles (five solo), an INT and a pass defended. Made a leaping INT of a deep pass by QB Baker Mayfield in the second quarter, giving the Packers the ball at their 47. The ensuing drive resulted in a TD that gave the Packers a 7-6 lead...**Vs. San Francisco (NFC Divisional, Jan. 22):** Played on 34 defensive snaps before a back injury ended his night in the third quarter.

**2020:** Started all 15 contests he appeared in during the regular season, leading the team in INTs (four, t-No. 5 among NFL

VETERANS

COMMUNITY

ADMIN. & COACHES

SAVAGE

DRAFT & FREE AGENTS

2022 REVIEW

RECORDS & HISTORY

LAMBREAU FIELD

MISC.

safeties, Stathead.com) and passes defended (12, No. 2 among NFL safeties, Stathead.com)...Finished No. 4 on the team with 75 tackles (56 solo) while also recording three tackles for a loss, a sack, two QB hits and a fumble recovery, all career highs...Suffered a quadriceps injury in Week 6 that forced him to miss Week 7...Played every postseason defensive snap for the Packers, recording four tackles (three solo) and a QB hit...

**At Indianapolis (Nov. 22):** Posted six tackles (four solo), a pass defended and his first career fumble recovery, giving Green Bay the ball at its own 49. The Packers scored on the ensuing drive to take a 7-0 lead in the first quarter. **..Vs. Chicago (Nov. 29):** Posted a career-best two INTs, the first Packer with two INTs in a game since S Ha Ha Clinton-Dix had two at Chicago on Dec. 18, 2016. **..Vs. Philadelphia (Dec. 6):** Tallied two tackles (both solo), a QB hit and an INT, marking his third over the last two weeks. Picked off QB Jalen Hurts on third-and-10 with just under two minutes to play in the game. It marked the first time a Packer had registered interceptions in back-to-back games since Clinton-Dix recorded an INT in three straight games (Weeks 2-4) in 2018. **..At Detroit (Dec. 13):** Led the defense with eight tackles (all solo), a QB hit, a tackle for a loss and his first career sack. With Detroit at the GB 47-yard line with 20 seconds left in the second quarter, brought down QB Matthew Stafford for a loss of 10 yards. **..Vs. Tennessee (Dec. 27):** Posted five tackles (two solo), an INT and three passes defended. Intercepted QB Ryan Tannehill in the second quarter, returning it 9 yards to the Titans' 34 to set up the Packers for a drive that resulted in a TD to take a 19-0 lead.

**2019:** Started all 14 games he appeared in and recorded 61 tackles (41 solo), a tackle for a loss, two INTs, a team-high two forced fumbles, seven passes defended, a QB hit and two QB pressures...Was named to the PFWA All-Rookie team...Was inactive (ankle) for two contests (Weeks 6-7)...Started both playoff games and ranked No. 3 on the team with 12 tackles (nine solo), including a tackle for a loss. **..At Chicago (Sept. 5):** Became the first rookie safety to start for the Packers in Week 1 since Burnett in 2010. Registered three tackles (all solo), a pass defended, a QB pressure and a QB hit...**..Vs. Minnesota (Sept. 15):** Led the secondary with a season-high seven tackles (six solo) along with his first career forced fumble and two passes defended. Punched the ball out from Cousins at the end of his 11-yard scramble late in the first quarter, a fumble that the Vikings recovered. Late in the first half, got a hand in to break up Cousins' pass over the middle intended for WR Stefon Diggs, deflecting the ball into the arms of LB Preston Smith for the interception to the Minnesota 47. **..Vs. Denver (Sept. 22):** Matched his season high with seven tackles (five solo) and added a QB pressure and his first INT as a pro. Late in the third quarter, came up to make a diving INT of an errant throw by QB Joe Flacco at the Green Bay 28. **..At N.Y. Giants (Dec. 1):** Recorded three tackles (two solo) and an INT. Early in the fourth quarter, picked off QB Daniel Jones' overthrown pass intended for WR Sterling Shepard over the middle, returning the pick 28

yards to the New York 38. **..2019 Draft:** Selected by the Packers with the second of two first-round picks (No. 21 overall), a pick acquired from Seattle in exchange for a first-round pick (No. 30 overall) and two fourth-round selections (Nos. 114 and 118).

**COLLEGE:** Played in 46 games with 37 starts in four seasons for Maryland, recording 182 tackles (139 solo), eight INTs (two returned for TDs), 22 passes defended, a sack, a fumble recovery and a blocked punt he returned for a TD...Earned All-Big Ten honors from the media and coaches in each of his final two years, being named honorable mention in 2017 and second-team in 2018...Started all 36 games over his final three seasons...Earned a degree in family science. **..Senior season (2018):** Played in all 12 games and was named second-team All-Big Ten by both the media and the coaches...Ranked No. 2 in the Big Ten, trailing only teammate LB Tre Watson (five), and tied for No. 13 in the country with four INTs...Finished No. 4 on the team with 52 tackles (38 solo) and No. 2 on the team with a career-best 5½ tackles for a loss...Returned an interception for a TD for the second straight year...Also tallied six passes defended... **..Junior season (2017):** Earned honorable mention All-Big Ten recognition from the media and coaches after leading the team with 11 passes defended and tying for the team lead with three INTs...Started all 12 games and tied his career best in tackles (59) and solo tackles (45)...Also recovered a fumble and returned an interception 75 yards for a TD. **..Sophomore season (2016):** Started all 12 games he appeared in and set career highs with 59 tackles (No. 3 on the team) and 45 solo tackles...Also registered his first career sack and INT while also recording 3½ tackles for a loss and five passes defended...Tallied six-plus tackles in six games...Missed one game due to injury (at Indiana, Oct. 29)... **..Freshman season (2015):** Saw action in 10 games with one start and tallied 12 tackles (11 solo).

**PERSONAL:** Given name Darnell Henry Savage Jr. ...Born in Salisbury, Md. ...Good friend and college teammate, D.J. Moore, plays wide receiver for the Chicago Bears...He and Moore, who was drafted in the first round (No. 21 overall) by the Carolina Panthers in 2018, were the first Maryland players to be selected in the first round of the NFL Draft in back-to-back years since Merriman (No. 12 overall in 2005) and TE Vernon Davis (No. 6 overall in 2006)...Switched his jersey number to No. 4 from No. 26 to follow in footsteps of former Maryland All-American cornerback William Likely III, who was a mentor to him... **..High school:** Played offense (WR, RB, QB) and defense (S, CB) at Caravel Academy (Bear, Del.), earning all-state honors...Helped lead Caravel to the 2013 state championship...Posted 1,298 rushing yards and 13 TDs as a senior...Also added 54 tackles...Was a consensus three-star recruit...Rated the second-best player in Delaware by Rivals.com...Was an honor-roll student and member of the Headmaster's List...Also lettered three years in baseball... **..Community involvement:** Signed autographs to raise money for The Salvation Army.

**NFL debut/first start:** at Chicago, 9/5/19

**First NFL interception:** vs. Denver, 9/22/19 (J.Flacco)

**First NFL sack:** at Detroit, 12/13/20 (M.Stafford)

**Touchdowns (1):** vs. Minnesota, 1/1/23, 75-yard INT return (K.Cousins)

### CAREER TRANSACTIONS

- 2019 Selected by Green Bay Packers as the second of two picks in the first round (21st overall) of '19 NFL Draft, April 25 (pick obtained from Seattle for Packers' first-round pick and two fourth-round choices)...Signed first contract, May 3.
- 2022 Placed on reserve/COVID-19, Jan. 3...Activated from reserve/COVID-19, Jan. 4.

**DARNELL SAVAGE'S NFL REGULAR-SEASON DEFENSIVE STATISTICS**

YEAR	TEAM	GP	GS	TACKLES							INTERCEPTIONS							ST			MISC						
				TK	S	A	TFL	YDS	SK	YDS	QBH	NO	YDS	LG	TD	PD	FF	FR	TD	YDS	TK	S	A	FF	FR	S	A
2019	Packers	14	14	61	41	20	1	2	0.0	0.0	1	2	37	28	0	7	2	0	0	0	0	0	0	0	0	0	0
2020	Packers	15	15	75	56	19	3	14	1.0	10.0	0	4	13	9	0	12	0	1	0	0	0	0	0	0	0	0	
2021	Packers	17	17	63	48	15	2	1	0.0	0.0	0	2	0	0	0	9	0	0	0	0	0	0	0	0	0	0	
2022	Packers	16	13	57	42	15	2	6	0.0	0.0	0	1	75	75	1	5	0	1	0	2	1	1	0	0	0	0	
<b>NFL TOTALS</b>		<b>62</b>	<b>59</b>	<b>256</b>	<b>187</b>	<b>69</b>	<b>8</b>	<b>23</b>	<b>1.0</b>	<b>10.0</b>	<b>3</b>	<b>9</b>	<b>125</b>	<b>75</b>	<b>1</b>	<b>33</b>	<b>2</b>	<b>2</b>	<b>0</b>	<b>2</b>	<b>1</b>	<b>1</b>	<b>0</b>	<b>0</b>	<b>0</b>	<b>0</b>	

**DARNELL SAVAGE'S NFL POSTSEASON DEFENSIVE STATISTICS**

YEAR	TEAM	GP	GS	TACKLES							INTERCEPTIONS							ST			MISC					
				TK	S	A	TFL	YDS	SK	YDS	QBH	NO	YDS	LG	TD	PD	FF	FR	TD	YDS	TK	S	A	FF	FR	S
2019	Packers	2	2	12	9	3	1	4	0.0	0.0	0	0	0	0	0	0	0	0	0	0	0	0	0	0	0	0
2020	Packers	2	2	4	3	1	0	0	0.0	0.0	0	1	0	0	0	0	0	0	0	0	0	0	0	0	0	0
2021	Packers	1	1	0	0	0	0	0	0.0	0.0	0	0	0	0	0	0	0	0	0	0	0	0	0	0	0	0
<b>NFL TOTALS</b>		<b>5</b>	<b>5</b>	<b>16</b>	<b>12</b>	<b>4</b>	<b>1</b>	<b>4</b>	<b>0.0</b>	<b>0.0</b>	<b>1</b>	<b>0</b>	<b>0</b>	<b>0</b>	<b>0</b>	<b>0</b>	<b>0</b>	<b>0</b>	<b>0</b>	<b>0</b>	<b>0</b>	<b>0</b>	<b>0</b>	<b>0</b>	<b>0</b>	<b>0</b>

**SINGLE-GAME HIGHS: DEFENSIVE**

**Total Tackles** 11 vs. Detroit Lions, Jan 08, 2023  
10 at Chicago Bears, Jan 03, 2021  
8 at Chicago Bears, Jan 03, 2021  
8 at Detroit Lions, Dec 13, 2020  
1.0 at Detroit Lions, Dec 13, 2020  
**Passes Defensed** 3 vs. Tennessee Titans, Dec 27, 2020  
2 vs. Detroit Lions, Jan 08, 2023  
...5 more at 2.  
**Forced Fumbles** 1 vs. Washington Redskins, Dec 08, 2019  
1 vs. Minnesota Vikings, Sep 15, 2019

**Fumble Recoveries** 1 at Indianapolis Colts, Nov 22, 2020  
**Tackles For Loss** 1 vs. Detroit Lions, Jan 08, 2023  
1 vs. New England Patriots, Oct 02, 2022  
...6 more at 1.  
**Interceptions** 2 vs. Chicago Bears, Nov 29, 2020  
1 vs. Cleveland Browns, Dec 25, 2021  
...5 more at 1.  
**Interception Return Yards** 28 at New York Giants, Dec 01, 2019  
9 vs. Tennessee Titans, Dec 27, 2020  
...1 more at 9.

**2022 GXG REGULAR SEASON (PACKERS)**

DATE	OPPONENT	P/S	TK	S	A	SK	YDS	INT	PD	FF	FR	
09/11	at Vikings	S	2	2	0	0	0.0	0	0	0	0	
09/18	Bears	S	6	6	0	0	0.0	0	0	0	0	
09/25	at Buccaneers	S	1	1	0	0	0.0	0	0	0	1	
10/02	Patriots	S	4	2	2	0	0.0	0	0	0	0	
10/09	Giants	S	3	3	0	0	0.0	0	0	0	0	
10/16	Jets	S	3	3	0	0	0.0	0	1	0	0	
10/23	at Commanders	S	4	0	4	0	0.0	0	0	0	0	
10/30	at Bills	S	4	4	0	0	0.0	0	0	0	0	
11/06	at Lions	S	4	3	1	0	0.0	0	0	0	0	
11/13	Cowboys	S	8	6	2	0	0.0	0	1	0	0	
11/17	Titans	S	3	2	1	0	0.0	0	0	0	0	
11/27	at Eagles	P	0	0	0	0	0.0	0	0	0	0	
12/04	at Bears		INACTIVE/INJURY									
12/19	Rams	P	1	1	0	0	0.0	0	0	0	0	
12/25	at Dolphins	P	1	1	0	0	0.0	0	0	0	0	
01/01	Vikings	S	2	1	1	0	0.0	1	1	0	0	
01/08	Lions	S	11	7	4	0	0.0	0	2	0	0	
<b>2022 TOTALS</b>		<b>16-13</b>	<b>57</b>	<b>42</b>	<b>15</b>	<b>0</b>	<b>0.0</b>	<b>1</b>	<b>5</b>	<b>0</b>	<b>1</b>	

**2020 GXG REGULAR SEASON (PACKERS)**

DATE	OPPONENT	P/S	TK	S	A	SK	YDS	INT	PD	FF	FR	
09/13	at Vikings	S	5	3	2	0	0.0	0	0	0	0	
09/20	Lions	S	4	2	2	0	0.0	0	0	0	0	
09/27	at Saints	S	7	5	2	0	0.0	0	0	0	0	
10/05	Falcons	S	6	5	1	0	0.0	0	1	0	0	
10/18	at Buccaneers	S	5	3	2	0	0.0	0	0	0	0	
10/25	at Texans		INACTIVE/INJURY									
11/01	Vikings	S	4	3	1	0	0.0	0	0	0	0	
11/05	at 49ers	S	1	1	0	0	0.0	0	1	0	0	
11/15	Jaguars	S	5	4	1	0	0.0	0	2	0	0	
11/22	at Colts	S	6	4	2	0	0.0	0	1	0	1	
11/29	Bears	S	1	0	1	0	0.0	0	2	2	0	
12/06	Eagles	S	2	2	0	0	0.0	1	1	0	0	
12/13	at Lions	S	8	8	0	1	0.0	0	0	0	0	
12/19	Panthers	S	6	6	0	0	0.0	0	1	0	0	
12/27	Titans	S	5	2	3	0	0.0	1	3	0	0	
01/03	at Bears	S	10	8	2	0	0.0	0	0	0	0	
<b>2020 TOTALS</b>		<b>15-15</b>	<b>75</b>	<b>56</b>	<b>19</b>	<b>1</b>	<b>0.0</b>	<b>4</b>	<b>12</b>	<b>0</b>	<b>1</b>	

**2020 GXG POSTSEASON (PACKERS)**

01/16	Rams	S	2	1	1	0	0.0	0	0	0	0
01/24	Buccaneers	S	2	2	0	0	0.0	0	0	0	0
<b>2020 TOTALS</b>		<b>2-2</b>	<b>4</b>	<b>3</b>	<b>1</b>	<b>0</b>	<b>0.0</b>	<b>0</b>	<b>0</b>	<b>0</b>	<b>0</b>

**2021 GXG REGULAR SEASON (PACKERS)**

DATE	OPPONENT	P/S	TK	S	A	SK	YDS	INT	PD	FF	FR
09/12	at Saints	S	1	0	1	0	0.0	0	0	0	0
09/20	Lions	S	2	2	0	0	0.0	0	0	0	0
09/26	at 49ers	S	6	6	0	0	0.0	0	1	0	0
10/03	Steelers	S	1	1	0	0	0.0	0	0	0	0
10/10	at Bengals	S	6	5	1	0	0.0	0	0	0	0
10/17	at Bears	S	3	3	0	0	0.0	0	1	1	0
10/24	Football Team	S	6	5	1	0	0.0	0	1	0	0
10/28	at Cardinals	S	3	2	1	0	0.0	0	0	0	0
11/07	at Chiefs	S	3	1	2	0	0.0	0	2	0	0
11/14	Seahawks	S	1	1	0	0	0.0	0	1	0	0
11/21	at Vikings	S	7	6	1	0	0.0	0	2	0	0
11/28	Rams	S	2	0	2	0	0.0	0	0	0	0
12/12	Bears	S	3	2	1	0	0.0	0	0	0	0
12/19	at Ravens	S	6	5	1	0	0.0	0	0	0	0
12/25	Browns	S	8	5	3	0	0.0	0	1	1	0
01/02	Vikings	S	0	0	0	0	0.0	0	0	0	0
01/09	at Lions	S	5	4	1	0	0.0	0	0	0	0
<b>2021 TOTALS</b>		<b>17-17</b>	<b>63</b>	<b>48</b>	<b>15</b>	<b>0</b>	<b>0.0</b>	<b>2</b>	<b>9</b>	<b>0</b>	<b>0</b>

**2021 GXG POSTSEASON (PACKERS)**

01/22	49ers	S	0	0	0	0	0.0	0	0	0	0
<b>2021 TOTALS</b>		<b>1-1</b>	<b>0</b>	<b>0</b>	<b>0</b>	<b>0</b>	<b>0.0</b>	<b>0</b>	<b>0</b>	<b>0</b>	<b>0</b>

**2019 GXG REGULAR SEASON (PACKERS)**

DATE	OPPONENT	P/S	TK	S	A	SK	YDS	INT	PD	FF	FR	
09/05	at Bears	S	3	3	0	0	0.0	0	1	0	0	
09/15	Vikings	S	7	6	1	0	0.0	0	2	1	0	
09/22	Broncos	S	7	5	2	0	0.0	0	1	1	0	
09/26	Eagles	S	3	3	0	0	0.0	0	0	0	0	
10/06	at Cowboys	S	4	0	4	0	0.0	0	0	0	0	
10/14	Lions		INACTIVE/INJURY									
10/20	Raiders		INACTIVE/INJURY									
10/27	at Chiefs	S	5	5	0	0	0.0	0	0	0	0	
11/03	at Chargers	S	4	3	1	0	0.0	0	0	0	0	
11/10	Panthers	S	7	4	3	0	0.0	0	1	0	0	
11/24	at 49ers	S	6	4	2	0	0.0	0	0	0	0	
12/01	at Giants	S	3	2	1	0	0.0	0	1	1	0	
12/08	Redskins	S	1	1	0	0	0.0	0	0	1	0	
12/15	Bears	S	3	2	1	0	0.0	0	1	0	0	
12/23	at Vikings	S	3	1	2	0	0.0	0	0	0	0	
12/29	at Lions	S	5	2	3	0	0.0	0	0	0	0	
<b>2019 TOTALS</b>		<b>14-14</b>	<b>61</b>	<b>41</b>	<b>20</b>	<b>0</b>	<b>0.0</b>	<b>0</b>	<b>2</b>	<b>7</b>	<b>2</b>	

**2019 GXG POSTSEASON (PACKERS)**

01/12	Seahawks	S	3	3	0	0	0.0	0	0	0	0
01/19	at 49ers	S	9	6	3	0	0.0	0	0	0	0
<b>2019 TOTALS</b>		<b>2-2</b>	<b>12</b>	<b>9</b>	<b>3</b>	<b>0</b>	<b>0.0</b>	<b>0</b>	<b>0</b>	<b>0</b>	<b>0</b>

# 93 T.J. SLATON

DEFENSIVE LINEMAN  
FLORIDA

Third NFL Season > Third Packers Season



Ht: 6-4 > Wt: 330 > Born: October 3, 1997 > NFL Games Played/Started: 34/2 > Acquired: D5a-21

## PRO HIGHLIGHTS:

> Played in all 17 games with two starts in 2022, recording 31 tackles (15 solo), two tackles for a loss and two passes defensed (No. 1 among Packers defensive linemen).

> Joined G/T Royce Newman as the only Packers rookies to play in all 17 regular-season games in 2021, posting 23 tackles (14 solo), a sack, two QB hits and a blocked FG. Also appeared in the Divisional Playoff and registered a tackle for a loss.

> Was one of six rookie defensive linemen in the NFL to appear in all 17 regular-season games in 2021.

> Blocked a 42-yard Chris Blewitt FG attempt vs. Washington in Week 7 (2021), the first FG blocked by Green Bay since DE Datone Jones on Oct. 11, 2015, vs. St. Louis. Also became the first Packers rookie to block a FG attempt since CB Doug Evans on Nov. 8, 1993, vs. Kansas City.

> Selected by the Packers with the first of two picks in the fifth round (No. 173 overall) of the 2021 NFL Draft.

**2022 SEASON:** Played in all 17 games with two starts and posted 31 tackles (15 solo), two tackles for a loss and two passes defensed (No. 1 among Packers defensive linemen)...

**Vs. N.Y. Giants (Oct. 9):** Appeared on 25 defensive snaps, leading the defensive line with a career-high four tackles (two solo), and played nine special teams snaps...**At Washington (Oct. 23):** Appeared on 24 defensive snaps and recorded three tackles (all assisted). Also played nine snaps on special teams...**At Buffalo (Oct. 30):** Appeared on 22 defensive snaps and posted two tackles (both assisted). Also played nine special teams snaps...**Vs. Tennessee (Nov. 17):** Appeared on 22 defensive snaps, posting two tackles (both solo). Also played six snaps on special teams...**At Philadelphia (Nov. 27):** Appeared on 27 defensive snaps, recording three tackles (one solo). Also played 13 snaps on special teams...**At Miami (Dec. 25):** Appeared on 20 defensive snaps, posting three tackles (two solo) and a tackle for a loss. Brought down RB Raheem Mostert for a 1-yard loss on a run midway through the third quarter. Also appeared on 11 special teams snaps...**Vs. Minnesota (Jan. 1):** Made his first career start and played 24 snaps, matching his career high with four tackles (two solo) and adding a career-best two passes defensed. Assisted S Adrian Amos to bring down RB Dalvin Cook for a 1-yard loss on a third-and-goal run to force a FG attempt midway through the first quarter. Tipped a QB Kirk Cousins pass at the line, allowing Amos to intercept it and return it to the Green Bay 40 late in the first quarter...**Vs. Detroit (Jan. 8):** Started and played 32 of 62 defensive snaps, totaling three tackles (two solo). Also appeared on 12 special teams plays.

**2021:** Played in all 17 games, posting 23 tackles (14 solo), a sack, two QB hits and a blocked FG...**At New Orleans (Sept. 12):** Made his NFL debut and recorded two tackles (both solo) in 16 snaps of work...**At San Francisco (Sept. 26):** Appeared on two defensive snaps and was credited with a split sack with LB Jonathan Garvin in the second quarter when they dropped QB Jimmy Garoppolo for a loss of 7 yards...**At Cincinnati (Oct. 10):** Played on 13 defensive snaps, finishing the game with two tackles (both assists), two QB hits and a half-sack when he combined with DL Dean Lowry to take down QB Joe Burrow for

## AT A GLANCE ...



- Joined S Adrian Amos as the only two Packers defenders to play all 35 games (including postseason) over the last two seasons.
- In his first two seasons, has recorded 54 tackles (29 solo), two tackles for a loss, a sack, two QB hits, two passes defensed and a blocked FG. Also appeared in the 2021 Divisional Playoff and registered a tackle for a loss.
- Played in 45 games with 14 starts in four seasons at Florida (2017-20), recording 98 tackles (34 solo), 3½ sacks, 10 tackles for a loss, nine QB hurries, a pass defensed and a fumble recovery.
- Was selected to the 2017 U.S. Army All-American Bowl as an offensive lineman following his senior season at American Heritage School (Plantation, Fla.), where he was coached by former NFL cornerback Patrick Surtain Sr.

a loss of 2 yards in the second quarter...**Vs. Washington (Oct. 24):** Blocked a 42-yard Blewitt FG attempt, the first FG blocked by Green Bay since Jones on Oct. 11, 2015, vs. St. Louis. Also became the first Packers rookie to block a FG attempt since Evans on Nov. 8, 1993, vs. Kansas City...**At Kansas City (Nov. 7):** Recorded a career-high four tackles (three solo) on 45 snaps...**At Minnesota (Nov. 21):** Played on 17 snaps and totaled two tackles (one solo)...**At Baltimore (Dec. 19):** Played on 25 defensive snaps and matched his career high with four tackles (two solo)...**At Detroit (Jan. 9):** Played on 33 defensive snaps and registered two tackles (both solo)...**Vs. San Francisco (NFC Divisional, Jan. 22):** Played on 11 defensive snaps and logged a solo tackle, which was a tackle for a loss. With the 49ers at the Green Bay 23, sliced through the line to tackle RB Elijah Mitchell for a loss of 2 yards on second-and-5 with just under eight minutes to play in the fourth quarter...**2021 Draft:** Selected by the Packers as the first of two picks in the fifth round (No. 173 overall), becoming the first defensive lineman drafted out of the University of Florida in franchise history.

**COLLEGE:** Played in 45 games with 14 starts in four seasons with the Gators (2017-20), recording 98 tackles (34 solo), 3½ sacks, 10 tackles for a loss, nine QB hurries, a pass defensed and a fumble recovery...Majored in African American studies...**Senior season (2020):** Started all 12 games at DT, recording a career-high 37 tackles (13 solo), 3½ tackles for a loss, 1½ sacks and five QB hurries...Registered two tackles (both assisted), a half-sack and a QB hurry at Mississippi (Sept. 26)...Posted three tackles (one solo), a tackle for a loss and a QB hurry at Texas A&M (Oct. 10)...Recorded four tackles (two solo) and a sack vs. Missouri (Oct. 31), bringing down QB Connor Bazelak for a 7-yard loss midway through the third quarter...**Junior season (2019):** Appeared in 12 contests and finished with 29 tackles (12 solo), a career-high four tackles for a loss, a career-best two sacks, three QB hurries and a pass defensed...Helped the Gators rank No. 8 in the country in run defense (102.8 ypg) and No. 12 in yards allowed per carry (3.19)...Recorded four tackles (all solo) and a sack at Missouri (Nov. 16), bringing down QB Kelly Bryant for an 8-yard loss late in the third quarter...Posted two tackles (both assisted), sharing a 5-yard sack of QB James Blackman in the fourth quarter vs. Florida State (Nov. 30)...**Sophomore season (2018):** Played in 10 games with two starts (vs. Charleston Southern, vs. Ken-



tucky) and posted 21 tackles (four solo), a tackle for a loss and a fumble recovery... Made his first career start and posted two tackles (both assisted) and a fumble recovery vs. Charleston Southern (Sept. 1)... On the opening drive of the second half, recovered a fumble by QB London Johnson at the CSU 36 and returned it 22 yards to set up a Florida field goal... **Freshman season (2017):** Appeared in all 11 games and registered 11 tackles (five solo), 1½ tackles for a loss and a QB hurry.

**PERSONAL:** Given name Tedarrell Anthony Slaton Jr. ... Nick-name is "T.J."... Born in Fort Lauderdale, Fla. ... His brother, Drake LaMont, played basketball at Western Michigan from 2014-18 and was a two-time team captain... **High school:** Was selected to the 2017 U.S. Army All-American Bowl as an offen-

sive lineman following his senior season at American Heritage School (Plantation, Fla.), where he was coached by former NFL cornerback Patrick Surtain Sr. ... Earned first-team all-county recognition at right tackle as a senior in 2016... Also saw time at nose guard on defense... Helped the Patriots win FHSAA 5A state titles in 2014 and 2016... Was rated a four-star prospect on the offensive line in 247Sports' composite rankings... Was a teammate of CB Patrick Surtain Jr., a first-round pick by the Denver Broncos in 2021, and CB Tyson Campbell, a second-round selection of the Jacksonville Jaguars in 2021... Also lettered four years in basketball... **Community involvement:** While he was at the University of Florida, visited elementary schools to speak to students in Gainesville, Fla.

**NFL debut:** at New Orleans, 9/12/21  
**First NFL start:** vs. Minnesota, 1/1/23  
**First NFL sack:** at San Francisco, 9/26/21 (J.Garoppolo)

**CAREER TRANSACTIONS**

■ 2021 Selected by the Green Bay Packers as the first of two picks in the fifth round (No. 173 overall) of '21 NFL Draft, May 1... Signed first contract, May 14.

T.J. SLATON'S NFL REGULAR-SEASON DEFENSIVE STATISTICS																										
YEAR	TEAM	GP	GS	TACKLES						INTERCEPTIONS						ST						MISC				
				TK	S	A	TFL	YDS	SK	YDS	QBH	NO	YDS	LG	TD	PD	FF	FR	TD	YDS	TK	S	A	FF	FR	S
2021	Packers	17	0	23	14	9	0	0	1.0	4.5	2	0	0	0	0	0	0	0	0	0	0	0	0	0	0	0
2022	Packers	17	2	31	15	16	2	0	0.0	0.0	0	0	0	0	2	0	0	0	0	0	0	0	0	0	0	
<b>NFL TOTALS</b>		<b>34</b>	<b>2</b>	<b>54</b>	<b>29</b>	<b>25</b>	<b>2</b>	<b>0</b>	<b>1.0</b>	<b>4.5</b>	<b>2</b>	<b>0</b>	<b>0</b>	<b>0</b>	<b>0</b>	<b>2</b>	<b>0</b>	<b>0</b>	<b>0</b>	<b>0</b>	<b>0</b>	<b>0</b>	<b>0</b>	<b>0</b>	<b>0</b>	

T.J. SLATON'S NFL POSTSEASON DEFENSIVE STATISTICS																										
YEAR	TEAM	GP	GS	TACKLES						INTERCEPTIONS						ST						MISC				
				TK	S	A	TFL	YDS	SK	YDS	QBH	NO	YDS	LG	TD	PD	FF	FR	TD	YDS	TK	S	A	FF	FR	S
2021	Packers	1	0	1	1	0	1	2	0.0	0.0	0	0	0	0	0	0	0	0	0	0	0	0	0	0	0	0
<b>NFL TOTALS</b>		<b>1</b>	<b>0</b>	<b>1</b>	<b>1</b>	<b>0</b>	<b>1</b>	<b>2</b>	<b>0.0</b>	<b>0.0</b>	<b>0</b>	<b>0</b>	<b>0</b>	<b>0</b>	<b>0</b>	<b>0</b>	<b>0</b>	<b>0</b>	<b>0</b>	<b>0</b>	<b>0</b>	<b>0</b>	<b>0</b>	<b>0</b>	<b>0</b>	

**SINGLE-GAME HIGHS: DEFENSIVE**

**Total Tackles** 4 vs. Minnesota Vikings, Jan 01, 2023  
 4 vs. New York Giants, Oct 09, 2022  
 ...2 more at 4.  
**Solo Tackles** 3 at Kansas City Chiefs, Nov 07, 2021  
 2 vs. Detroit Lions, Jan 08, 2023  
 ...7 more at 2.  
**Sacks** 0.5 at Cincinnati Bengals, Oct 10, 2021  
 0.5 at San Francisco 49ers, Sep 26, 2021

**Passes Defended** 2 vs. Minnesota Vikings, Jan 01, 2023  
**Tackles For Loss** 1 at Miami Dolphins, Dec 25, 2022

**2022 GXG REGULAR SEASON (PACKERS)**

DATE	OPPONENT	P/S	TK	S	A	SK	YDS	INT	PD	FF	FR
09/11	at Vikings	P	1	0	0	0.0	0.0	0	0	0	0
09/18	Bears	P	0	0	0	0.0	0.0	0	0	0	0
09/25	at Buccaneers	P	0	0	0	0.0	0.0	0	0	0	0
10/02	Patriots	P	1	1	0	0.0	0.0	0	0	0	0
10/09	Giants	P	4	2	2	0.0	0.0	0	0	0	0
10/16	Jets	P	1	0	1	0.0	0.0	0	0	0	0
10/23	at Commanders	P	3	0	3	0.0	0.0	0	0	0	0
10/30	at Bills	P	2	0	2	0.0	0.0	0	0	0	0
11/06	at Lions	P	1	1	0	0.0	0.0	0	0	0	0
11/13	Cowboys	P	0	0	0	0.0	0.0	0	0	0	0
11/17	Titans	P	2	2	0	0.0	0.0	0	0	0	0
11/27	at Eagles	P	3	1	2	0.0	0.0	0	0	0	0
12/04	at Bears	P	1	1	0	0.0	0.0	0	0	0	0
12/19	Rams	P	2	1	1	0.0	0.0	0	0	0	0
12/25	at Dolphins	P	3	2	1	0.0	0.0	0	0	0	0
01/01	Vikings	S	4	2	1	0.0	0.0	2	0	0	0
01/08	Lions	S	3	2	1	0.0	0.0	0	0	0	0
<b>2022 TOTALS</b>		<b>17-2</b>	<b>31</b>	<b>15</b>	<b>16</b>	<b>0.0</b>	<b>0.0</b>	<b>0</b>	<b>2</b>	<b>0</b>	<b>0</b>

**2021 GXG REGULAR SEASON (PACKERS)**

DATE	OPPONENT	P/S	TK	S	A	SK	YDS	INT	PD	FF	FR
09/12	at Saints	P	2	2	0	0.0	0.0	0	0	0	0
09/20	Lions	P	1	1	0	0.0	0.0	0	0	0	0
09/26	at 49ers	P	1	0	1	0.5	3.5	0	0	0	0
10/03	Steelers	P	1	0	1	0.0	0.0	0	0	0	0
10/10	at Bengals	P	2	0	2	0.5	1.0	0	0	0	0
10/17	at Bears	P	1	1	0	0.0	0.0	0	0	0	0
10/24	Football Team	P	0	0	0	0.0	0.0	0	0	0	0
10/28	at Cardinals	P	1	0	1	0.0	0.0	0	0	0	0
11/07	at Chiefs	P	4	3	1	0.0	0.0	0	0	0	0
11/14	Seahawks	P	0	0	0	0.0	0.0	0	0	0	0
11/21	at Vikings	P	2	1	1	0.0	0.0	0	0	0	0
11/28	Rams	P	0	0	0	0.0	0.0	0	0	0	0
12/12	Bears	P	1	1	0	0.0	0.0	0	0	0	0
12/19	at Ravens	P	4	2	2	0.0	0.0	0	0	0	0
12/25	Browns	P	1	1	0	0.0	0.0	0	0	0	0
01/02	Vikings	P	0	0	0	0.0	0.0	0	0	0	0
01/09	at Lions	P	2	2	0	0.0	0.0	0	0	0	0
<b>2021 TOTALS</b>		<b>17-0</b>	<b>23</b>	<b>14</b>	<b>9</b>	<b>1.0</b>	<b>4.5</b>	<b>0</b>	<b>0</b>	<b>0</b>	<b>0</b>

**2021 GXG POSTSEASON (PACKERS)**

01/22	49ers	P	1	1	0	0.0	0.0	0	0	0	0
<b>2021 TOTALS</b>		<b>1-0</b>	<b>1</b>	<b>1</b>	<b>0</b>	<b>0.0</b>	<b>0.0</b>	<b>0</b>	<b>0</b>	<b>0</b>	<b>0</b>

# 91 PRESTON SMITH

LINEBACKER  
MISSISSIPPI STATE

Ninth NFL Season > Fifth Packers Season



Ht: 6-5 > Wt: 265 > Born: November 17, 1992 > NFL Games Played/Started: 129/112 > Acquired: UFA (Was.)-19

## PRO HIGHLIGHTS:

> Missed only one game in the first eight years of his career (Week 7 in 2021 with an oblique injury), playing in 129 games with 112 starts during the regular season and appearing in six postseason contests with five starts.

> Was one of only two NFL players (T.J. Watt) with 50-plus sacks (58), five-plus INTs (five) and five-plus forced fumbles (eight) from 2015-22.

> Started all 17 contests in 2022, leading the team in sacks (8½), tackles for a loss (nine) and QB hits (20). Was tied for No. 10 among NFL linebackers in QB hits (TruMedia).

> In 2021, started all 16 games he appeared in, recording 38 tackles (25 solo), nine sacks (No. 2 on the team), a team-best nine tackles for a loss and 17 QB hits (No. 2 on the team).

> Teamed with Rashan Gary in 2021 to become just the second linebacker duo in team history (since 1982) to both register nine-plus sacks in the same season.

> Appeared in 16 games with 13 starts in 2020 and finished No. 2 on the team in tackles for a loss (seven), tied for No. 2 in QB hits (11) and tied for No. 3 in sacks (four).

> Was named a Pro Bowl alternate in 2019 in his first season with the Packers after ranking No. 8 in the NFL with a career-best 12 sacks and finishing No. 2 on the team with 29 QB hits and 43 QB pressures.

> Joined LB Za'Darius Smith (13½) as the only teammate duo in the league in 2019 with 12-plus sacks each. They also became the only duo in NFL history with 12-plus sacks each in their first season as teammates and were the second tandem in Packers history (since 1982) to each have 10-plus sacks in a season (DE Reggie White, 13; LB Bryce Paup, 11 in 1993).

> In the 2019 Divisional playoff game vs. Seattle, joined Z. Smith to become just the second duo in team history to both register two-plus sacks in the same playoff game (LBs Mike Neal and Nick Perry at Washington in 2015 postseason).

> His 24½ sacks and 59 QB hits were the second most among Washington players from 2015-18 (DE Ryan Kerrigan, 46½ and 69).

> In 2017, registered eight sacks and two INTs to make him the first NFL linebacker since Ravens LB Terrell Suggs in 2011 to register eight-plus sacks and two-plus INTs in a season.

> Led all NFL rookies in sacks in 2015, the first Washington player to do so since LB Brian Orakpo in 2009.

> Dating back to 1982, recorded the second-most sacks (eight) by a Washington rookie behind the 11 that Orakpo registered in 2009.

**2022 SEASON:** Started all 17 contests, registering 59 tackles (38 solo), a team-best 8½ sacks, nine tackles for a loss (No. 1 on the team) and a team-high 20 QB hits...According to TruMedia, was tied for No. 10 among NFL linebackers in QB hits... **At Minnesota (Sept. 11):** Registered three tackles (two solo) as well as two QB hits. Took down RB Dalvin Cook for no gain midway through the first quarter and teamed with DL Jarran Reed to stop RB Alexander Mattison for a loss of a yard in the fourth quarter...**Vs. Chicago (Sept. 18):** Led the defense with seven tackles (four solo), two sacks, two tackles for a loss and

## AT A GLANCE ...



- Was one of only two NFL players (T.J. Watt) with 50-plus sacks (58), five-plus interceptions (five) and five-plus forced fumbles (eight) from 2015-22.
- Was one of four players in the league (Cameron Jordan, Aaron Donald, Carlos Dunlap) with 30-plus tackles and four-plus sacks in each of the last eight seasons (2015-22).
- In 2022, posted his first season with eight-plus sacks, tied for No. 7 in the NFL since 2015.
- Was named a Pro Bowl alternate in 2019 in his first season with the Packers after ranking No. 8 in the NFL with a career-best 12 sacks and finishing No. 2 on the team with 29 QB hits and 43 QB pressures.
- Played in 64 games with 50 starts for the Washington Redskins (2015-18), including starts in all 48 games over his final three seasons with the team.
- As a senior at Mississippi State in 2014, earned first-team All-Southeastern Conference honors from the league's coaches and became the first player in conference history to be named SEC Defensive Lineman of the Week for three consecutive weeks.

three QB hits. Brought QB Justin Fields down early in the second quarter for a loss of 5 yards and early in the fourth quarter for a loss of 10 yards. It was his eighth career game with two-plus sacks and his fifth as a Packer...**Vs. New England (Oct. 4):** Posted three tackles (one solo) and a QB hit and teamed with DL Dean Lowry to sack QB Bailey Zappe in the third quarter...**Vs. N.Y. Giants (Oct. 9):** Finished with four tackles (three solo), a team-high three QB hits and a tackle for a loss, and sacked QB Daniel Jones for a loss of 4 yards in the second quarter. Early in the third quarter, fought off a block to stop RB Saquon Barkley for no gain...**At Buffalo (Oct. 30):** Tied for the team lead with five tackles (four solo) and a tackle for a loss when he beat a pulling block by C Mitch Morse and dropped RB Devin Singletary for a loss of 4 yards early in the fourth quarter...**Vs. Tennessee (Nov. 17):** Posted five tackles (two solo), two QB hits, a tackle for a loss and 1½ sacks. Combined with LB Quay Walker to drop QB Ryan Tannehill for a loss of 9 yards on second-and-8 in the first quarter, forcing a third-and-17 the Titans did not convert. Sacked Tannehill again in the fourth quarter on third-and-5 to force a punt...**At Philadelphia (Nov. 27):** Finished with six tackles (three solo), a tackle for a loss and a QB hit, and split a sack with Reed late in the second quarter when they brought QB Jalen Hurts down for a loss of 11 yards on second-and-3...**Vs. L.A. Rams (Dec. 19):** Posted three tackles (two solo), four QB hits and two sacks. It marked his sixth two-sack game as a Packer, the most on the team since 2019. It was the 13th game of his career and the third of the season with more than one sack...**At Miami (Dec. 25):** Finished No. 3 on the team with five tackles (all solo), two QB hits and forced a fumble on a sack of QB Tua Tagovailoa that was recovered by the Dolphins. Marked his 22nd game recording at least one sack since joining the Packers in 2019, the most on the team over that span...**Vs. Minnesota (Jan. 1):** Finished with three tackles (one solo) and a QB hit. Early in the first quarter, with Minnesota at the Green Bay 1 after a blocked punt, teamed with Reed on a tackle of Cook for no gain on second down.

**2021:** Started all 16 regular-season contests he appeared in, recording 38 tackles (25 solo), nine sacks (No. 2 on the team), a team-best nine tackles for a loss and 17 QB hits (No. 2 on the team)...From Weeks 10-18, ranked No. 4 among NFL LBs in sacks (seven), No. 5 in QB hits (11) and tied for No. 5 in NextGen Stats QB pressures (29)...Missed the first game of his career (Week 7) due to an oblique injury, ending a streak of 102 consecutive games played...**At Cincinnati (Oct. 10):** Recorded four tackles (one solo), a sack, a QB hit and a tackle for a loss. Sacked QB Joe Burrow for a loss of 7 yards on third-and-4 early in the second quarter to force a punt...**Vs. Seattle (Nov. 14):** Recorded a tackle (solo), a sack, a tackle for a loss and a QB hit. With 22 seconds left in the game, chased down QB Russell Wilson for a 14-yard sack...**At Minnesota (Nov. 21):** Posted six tackles (four solo), two sacks, three QB hits, two tackles for a loss and a forced fumble. It was the sixth two-plus-sack game of his career. On the Vikings' first drive of the game, took down Cook for a loss of a yard twice (once with DL Tyler Lancaster) and sacked QB Kirk Cousins for a loss of 10 yards on third-and-5 to force a punt. Late in the third quarter, registered a sack/forced fumble on Cousins on third-and-10 that was recovered by Minnesota, forcing a punt...**Vs. Chicago (Dec. 12):** Registered four tackles (three solo), a team-best two sacks, a forced fumble and a tackle for a loss and tied for the team lead with three QB hits. Forced a fumble on a sack of Fields that was recovered by Gary at the Bears' 23 and Green Bay scored a TD on the next play to take an eight-point lead with just over eight minutes left in the third quarter...**At Baltimore (Dec. 19):** Finished with three tackles (two solo), a QB hit and a team-best four QB pressures (NextGen Stats). Pressured QB Tyler Huntley on fourth-and-3 at the Green Bay 3, forcing him outside where LB DeVondre Campbell finished the play with a 4-yard sack...**Vs. Cleveland (Dec. 25):** Posted three tackles (two solo), a sack, a tackle for a loss and a QB hit. With just over 10 minutes left in the game, sacked QB Baker Mayfield for a loss of 2 yards to force a third-and-14 that Cleveland did not convert...**Vs. Minnesota (Jan. 2):** Finished with four tackles (three solo), a sack, two tackles for a loss, a QB hit and a pass defended. In the first quarter, broke up a pass to FB C.J. Ham in the flat on fourth-and-3, giving Green Bay the ball at its own 47. With just under three minutes to play in the second quarter, sacked QB Sean Mannion for a loss of 5 yards on third-and-10, forcing a punt. Early in the third quarter, took down Cook for a loss of 5 yards on first down...**Vs. San Francisco (NFC Divisional, Jan. 22):** Posted a team-high nine tackles (six solo), his most in a postseason game. It also tied his regular-season high for a single game (two times in 2019).

**2020:** Played in all 16 games with 13 starts, recording 42 tackles (29 solo), seven tackles for a loss (No. 2 on the team), 11 QB hits (tied for No. 2 on the team), four sacks (tied for No. 3 on the team), three passes defended (tied for No. 1 among Packer LBs) and a fumble recovery returned for a touchdown...Started both postseason contests, posting six tackles (four solo), two QB hits and two passes defended...**Vs. Detroit (Sept. 20):** Recorded three tackles (two solo), a half-sack and a QB hit. With just over three minutes to play in the game, split a sack of QB Matthew Stafford with Gary to force a fourth-and-16 the Lions did not convert...**At Houston (Oct. 25):** Posted three tackles (two solo) and a tackle for a loss. Brought QB Deshaun Watson down for a loss of a yard on a run play on fourth-and-1, giving Green Bay the ball at the Texans' 46...**At San Francisco (Nov. 5):** Registered two tackles (one solo) and a pass defended, and tied for the team lead with two QB hits. Put pressure on QB Nick Mullens early in the second quarter, forcing a throw that was intercepted by S Raven Greene and returned to the Green Bay 38. The Packers would score a TD on the ensuing drive to take a 14-3 lead...**Vs. Chicago (Nov. 29):** Talled three tackles (two solo), a sack, two QB hits and a tackle for a loss and returned a QB Mitchell Trubisky fumble caused by Za'Darius Smith 14 yards for a TD to give Green Bay a 27-3 lead late in the second quarter...**Vs. Philadelphia (Dec. 6):** Finished second among

LBs with five tackles (three solo), a half-sack, a tackle for a loss, a QB hit and a pass defended. Teamed with Z. Smith to sack Hurts for a loss of 3 yards on second-and-10 from the Eagles' 41-yard line with Green Bay up seven with just under four minutes to play in the fourth quarter. The Eagles did not convert the third-and-13 and punted. Green Bay scored a TD on the ensuing drive to go up by 14. With under two minutes to play, tipped a Hurts pass that was intercepted by S Darnell Savage, sealing the victory...**Vs. L.A. Rams (NFC Divisional, Jan. 16):** Recorded three tackles (two solo), a QB hit and two passes defended. On the Rams' first drive, deflected a pass intended for WR Robert Woods on third down to force a punt. On the next possession, stopped RB Cam Akers after a gain of 1 yard on third-and-2 to force a fourth down and then a FG after the Rams had a false start.

**2019:** Started all 16 games for the fourth straight season and registered a career-high 75 tackles (42 solo), a career-best 12 sacks, an interception, a forced fumble, three passes defended, 29 QB hits (No. 2 on the team) and 43 QB pressures (No. 2 on the team)...Ranked No. 8 in the league in sacks...Was tied for No. 2 in the league in third-down sacks with seven...Posted four games with 1½-plus sacks, tied for No. 4 in the NFL...Was named an alternate for the Pro Bowl...Joined Z. Smith as the only teammate duo in the league with 12-plus sacks each, the first duo in team history (since 1982) to both register 12-plus sacks in the same season...Started both playoff games and posted seven tackles (four solo), two sacks, five QB pressures and three QB hits...**At Chicago (Sept. 5):** Finished with eight tackles (three solo), a team-high 1½ sacks, a pass defended, two QB pressures and five QB hits in his Green Bay debut. Early in the third quarter, posted a shared zero-yard sack of Trubisky with DL Kenny Clark to force a three-and-out. Sealed the win with a fourth-down sack with just over a minute remaining in the game, running a stunt with Z. Smith to beat LG Cody Whitehair on his way to bringing down Trubisky for an 11-yard loss...**Vs. Minnesota (Sept. 15):** Posted four tackles (three solo), an INT, four QB pressures and three QB hits. Late in the first half, made an INT after Savage got a hand in to break up Cousins' pass over the middle intended for WR Stefon Diggs, snaring the deflected pass and taking it 5 yards to the Minnesota 47. It gave him at least one INT in each of the last four seasons, one of only seven NFL linebackers to accomplish that feat (2016-19)...**Vs. Denver (Sept. 22):** Matched his career high with three sacks (at Philadelphia, Dec. 26, 2015) to go with six tackles (four solo), three QB pressures and a QB hit. On Denver's opening drive, fought off a block from RT Elijah Wilkinson to get to QB Joe Flacco for a 4-yard sack to force a three-and-out after the Broncos began the drive at the Green Bay 43. Late in the first half, blew by Wilkinson to sack Flacco for a 7-yard loss as he punched the ball out, a fumble that was recovered by Gary at the Denver 5 that set up a Green Bay TD. Beat Wilkinson again late in the fourth quarter to bring down Flacco for a 6-yard sack to force a turnover on downs. Earned NFC Defensive Player of the Week honors for his performance...**At Dallas (Oct. 6):** Finished with four tackles (three solo), a sack, four QB hits and three QB pressures. Midway through the second quarter, made an inside move to quickly beat RT La'el Collins on his way to a 3-yard sack of QB Dak Prescott on third down to force a Dallas punt...**Vs. Detroit (Oct. 14):** Recorded five tackles (two solo), 1½ sacks and a QB hit. Early in the third quarter, came around the left end to sack Stafford along with LB Kyler Fackrell for a 9-yard loss to force a three-and-out for the Lions. Later in the third quarter, got a great jump and beat RT Rick Wagner to quickly sack Stafford for an 8-yard loss on third down to force a punt...**Vs. Carolina (Nov. 10):** Matched his career high from the previous week at LAC with nine tackles (seven solo) along with two sacks, two QB hits and two QB pressures. On a third-and-7 in the second quarter, blew by LT Dennis Daley to bring down QB Kyle Allen for a 7-yard sack. Midway through the fourth quarter, beat LT Taylor Moton to get to Allen for an 11-yard loss on third-and-8. On the final play of the game, went

low to make a tackle of RB Christian McCaffrey for just a 1-yard gain on second-and-goal from the 2 to seal the Packers' 24-16 win... **Vs. Chicago (Dec. 15):** Posted six tackles (four solo), a tackle for a loss, a team-high six QB pressures and a QB hit... **Vs. Seattle (NFC Divisional, Jan. 12):** Posted four tackles (two solo), two sacks, four QB pressures and three QB hits. With the Packers leading, 28-23, late in the fourth quarter, blew by TE Jacob Hollister and RT Germain Ifeadi to bring down Wilson for a 6-yard sack on third down, forcing the Seahawks to punt as the Green Bay offense was able to run out the clock in the win. Teamed with Z. Smith (two sacks) to become just the second duo in franchise history (Neal and Perry at Washington in 2016 playoffs) to both register two-plus sacks in the same postseason game.

**2018:** Started all 16 games for the third consecutive season and registered 53 tackles (30 solo), four sacks, an INT, three passes defended and a fumble recovery... Ranked No. 2 on the team with 16 QB hits... **Vs. Dallas (Oct. 21):** Scored his first career TD on a fumble recovery late in the fourth quarter as a result of a Kerrigan strip-sack. Added an assisted tackle, two QB hits and a pass defended... **At Tampa Bay (Nov. 11):** Registered three tackles (two solo) and a sack. With less than four minutes to go in the fourth quarter and the Bucs on the Washington 2-yard line, sacked QB Ryan Fitzpatrick, and as he was swinging Fitzpatrick to the ground, Kerrigan slapped the ball out of the QB's hand and recovered it to give Washington the ball at the 7-yard line... **Vs. Houston (Nov. 18):** Recorded four tackles (three solo), a sack, two QB hits, an INT and a pass defended. Late in the second quarter, sacked Watson for a loss of 12 yards on first down on a drive that ended in a punt two plays later. In the third quarter, picked off Watson at the 16-yard line and returned it 3 yards to the Houston 13. Washington would score two plays later to pull within three points... **At Dallas (Nov. 22):** Tallied eight tackles (three solo) and 1½ sacks. Teamed with Kerrigan late in the second quarter to sack Prescott for a loss of 13 yards on second-and-4 at the Washington 4-yard line on a drive that resulted in a field goal. On the next drive, sacked Prescott for a loss of 7 yards on second-and-10 and the Cowboys punted two plays later.

**2017:** Started all 16 games, recording 42 tackles (31 solo), a career-best two INTs, eight sacks, a team-high 21 QB hits, three passes defended, a forced fumble and a fumble recovery... Was one of only three defensive players (Kerrigan, S.D.J. Swearingen) to start all 16 games for Washington... **Vs. Oakland (Sept. 24):** Registered two solo tackles, a sack and a pass defended. Posted a sack in three consecutive games for the first time since Weeks 15-17 of the 2015 season... **At Kansas City (Oct. 2):** Made two tackles (one solo), including a sack on the Chiefs' first play from scrimmage. Marked a career-best fourth straight game with a sack, tying for the eighth-longest streak in Washington history (since 1982). Joined Vikings DE Everson Griffen and Cowboys DE Demarcus Lawrence as the only players in the league to post a sack in each of the first four games in 2017... **Vs. San Francisco (Oct. 15):** Posted two tackles, a half-sack and a pass defended. Joined DE/LB Marco Coleman (2000), DE Fred Stokes (1991) and DE Charles Mann (1989) as the only players in team history to record at least half a sack in each of the first five games of a season since the NFL adopted

sacks as an official statistic in 1982... **Vs. Arizona (Dec. 17):** Tallied three solo tackles, a sack, an INT and a fumble recovery. Became the first member of the franchise to record a sack, a fumble recovery and an interception in a single game since LB Monte Coleman vs. Atlanta on Dec. 19, 1993... **At N.Y. Giants (Dec. 31):** Recorded three tackles (two solo) and an INT to become the first Washington LB to record multiple INTs in a single season since Perry Riley Jr. (two) in 2015 and the first OLB to accomplish the feat for Washington since Rob Jackson (four) in 2012.

**2016:** Started all 16 games, compiling 38 tackles (22 solo), 4½ sacks, 12 QB hits, three passes defended and an INT... Was one of seven NFL linebackers to register four-plus sacks and an INT in 2016... **Vs. Philadelphia (Oct. 16):** Posted two tackles (one solo) and a half-sack. With a seven-point lead and the Eagles at their own 49-yard line with under two minutes left in the fourth quarter, teamed with DE Trent Murphy to take down QB Carson Wentz and force a fourth-and-24 and a Philadelphia punt... **At Detroit (Oct. 23):** Recorded two solo tackles and a sack, bringing down Stafford in the fourth quarter to force a third-and-14 from the Detroit 38-yard line that the Lions did not convert, resulting in a punt... **Vs. Minnesota (Nov. 13):** Tallied four tackles (two solo), two sacks and the first interception of his career. Became only the fourth member of the franchise to record two sacks and an interception in a single game since 1982, joining LB Marcus Washington (Dec. 18, 2005), CB Shawn Springs (Dec. 26, 2004) and Coleman (Dec. 19, 1993)... **At Chicago (Dec. 24):** Posted a 5-yard sack and blocked a 22-yard FG attempt by K Connor Barth. The block was the first of Smith's career and the team's first since Nov. 4, 2012 (CB DeAngelo Hall vs. Carolina).

**2015:** Played in all 16 regular-season games and one postseason contest for Washington... Named to Gil Brandt's NFL.com All-Rookie squad... Posted 30 tackles (20 solo), eight sacks, four passes defended, two forced fumbles and a fumble recovery on defense and recorded five tackles and a forced fumble on special teams... Led all NFL rookies in sacks, becoming the first member of Washington to do so since Orakpo in 2009... Dating back to 1982, recorded the second-most sacks by a Washington rookie behind the 11 that Orakpo registered in 2009... **Vs. Miami (Sept. 13):** Made his NFL debut and recorded his first career sack, forced fumble and fumble recovery on a single play when he jarred the ball loose from Tannehill and recovered the ball 25 yards downfield. Also forced a fumble on special teams... **At Philadelphia (Dec. 26):** Posted four tackles (three solo), a career-high three sacks and a forced fumble in a division-clinching win. It was the first multi-sack game of his career. His three sacks were tied for the second most in a game by a Washington rookie (Orakpo, four at Oakland, Dec. 13, 2013)... **At Dallas (Jan. 3):** Posted a sack for the third consecutive game for the first time in his career... **Vs. Green Bay (NFC Wild Card, Jan. 10):** Tallied three tackles (two solo), including a 5-yard sack of QB Aaron Rodgers for a safety. The safety was the team's first in the postseason since recording a team safety in the NFC Divisional round vs. the Chicago Bears on Dec. 30, 1984... **2015 Draft:** Selected by Washington in the second round (38th overall).

### PACKERS SACK LEADERS, 1982-2022

#### Most Seasons Leading Team

7	Clay Matthews, 2009-14, 17	1	Mike Douglass, 1984
5	Tim Harris, 1986-90		Sean Jones, 1994
	Reggie White, 1993, 95-98		Keith McKenzie, 1999
	Kabeer Gbaja-Biamila, 2001-05		John Thierry, 2000
3	Ezra Johnson, 1982-83, 85		Julius Peppers, 2015
	Aaron Kampman, 2006-08		Nick Perry, 2016
2	Tony Bennett, 1991-92		Kyler Fackrell, 2018
	Za'Darius Smith, 2019-20		Rashan Gary, 2021
			Preston Smith, 2022

#### Most Consecutive Seasons Leading Team

6	Clay Matthews, 2009-14
5	Tim Harris, 1986-90
	Kabeer Gbaja-Biamila, 2001-05
4	Reggie White, 1995-98
3	Aaron Kampman, 2006-08
2	Ezra Johnson, 1982-83
	Tony Bennett, 1991-92
	Za'Darius Smith, 2019-20



**COLLEGE:** Played collegiately at Mississippi State from 2011-14, appearing in 47 games with 24 starts...Recorded 134 career tackles (73 solo), 27 tackles for a loss, 16 sacks, five forced fumbles and two INTs (one returned for a TD)...Played in the 2015 Senior Bowl...Majored in interdisciplinary studies...  
**Senior season (2014):** Started all 13 games and became the first player in SEC history to be named SEC Defensive Lineman of the Week for three consecutive weeks (vs. Southern Miss, vs. UAB, at South Alabama)...Led the team in sacks (nine), tackles for a loss (15) and QB hurries (15) en route to earning first-team All-SEC honors from the league's coaches...Blocked two FGs on the season, both coming in the first three games...Also tallied two INTs, five passes defended and two forced fumbles...  
**Junior season (2013):** Started 11 of the 12 games in which he played, posting 44 tackles (29 solo), 6½ tackles for a loss, 2½ sacks, a forced fumble and three passes defended...Named Most Outstanding Defensive Player of the Liberty Bowl vs. Rice (Dec. 31) after recording a game-high six tackles (four solo)...  
**Sophomore season (2012):** Played in all 13 games and led the team with 4½ sacks...Registered 35 tackles (17 solo), 5½ tackles for a loss, a forced fumble and a fumble recovery...  
**Freshman season (2011):** Played in the final nine games of the season and posted seven tackles (three solo), a forced fumble and a pass defended.

**PERSONAL:** Given name Preston Demarquis Smith...Born in Atlanta, Ga. ...Married, wife's name is Reayln...Has two daughters, Lauren and Phoenix...**High school:** Resided in Lithonia, Ga., while attending Stephenson High School in Stone Mountain, Ga., where he was credited with 68 total tackles and nine sacks as a senior for the 9-2 Jaguars...As a junior, played on an 11-1 squad that won the Region 2 crown...Rated a three-star prospect by Rivals.com...Played for a Stephenson team that had 29 of 32 senior players sign a college scholarship...  
**Community involvement:** Signed autographs to raise money for The Salvation Army...Attended Youth For Tomorrow's Burgundy & Gold Banquet to support local teenage boys and girls experiencing traumatic circumstances with their families...Led elementary-school students through drills to promote physical fitness, healthy lifestyle habits and proper nutrition at the Fuel Up to Play 60 mini-combine...Participated in a Marine Corps Quantico tour to experience Marine life while stationed on base...Participated in the inaugural Washington Charity Golf Classic to benefit children in the community...Attended the Rookie Community Club's Military Appreciation BBQ to honor active-duty service members and their families, as well as Wounded Warriors...Assembled care packages for victims of domestic violence in collaboration with the Fear 2 Freedom and Rookie Community Club.

**NFL debut:** vs. Miami, 9/13/15  
**First NFL start:** at Chicago, 12/13/15  
**First NFL sack:** vs. Miami, 9/13/15 (R.Tannehill)  
**First NFL interception:** vs. Minnesota, 11/13/16 (S.Bradford)  
**Touchdowns (1):** vs. Dallas, 10/21/18, 1-yard fumble return

**CAREER TRANSACTIONS**

- 2015 Selected by Washington in the second round (38th overall) of '15 NFL Draft, May 1...Signed first contract, May 11.
- 2019 Signed by Green Bay Packers as unrestricted free agent, March 14.
- 2022 Signed contract extension, March 14.

**PRESTON SMITH'S NFL REGULAR-SEASON DEFENSIVE STATISTICS**

YEAR	TEAM	GP	GS	TACKLES										INTERCEPTIONS										ST			MISC		
				TK	S	A	TFL	YDS	SK	YDS	QBH	NO	YDS	LG	TD	PD	FF	FR	TD	YDS	TK	A	FF	FR	S	A			
2015	Redskins	16	2	30	20	10	6	39	8.0	77.0	10	0	0	0	0	4	2	1	0	0	5	4	1	1	0	0	0	0	
2016	Redskins	16	16	38	22	16	8	37	4.5	31.5	12	1	22	22	0	3	0	0	0	0	0	0	0	0	0	0	0	0	
2017	Redskins	16	16	42	31	11	10	48	8.0	40.5	21	2	26	18	0	3	1	1	0	12	0	0	0	0	0	0	0	0	
2018	Redskins	16	16	53	30	23	5	26	4.0	32.5	16	1	3	3	0	3	0	1	1	1	0	0	0	0	0	0	0	0	
2019	Packers	16	16	75	42	33	11	69	12.0	88.0	29	1	5	5	0	3	1	0	0	0	0	0	0	0	0	0	0	0	
2020	Packers	16	13	42	29	13	7	25	4.0	24.0	11	0	0	0	0	3	0	1	14	0	0	0	0	0	0	0	0	0	
2021	Packers	16	16	38	25	13	9	55	9.0	65.0	17	0	0	0	0	2	2	1	0	6	0	0	0	0	0	0	0	0	
2022	Packers	17	17	59	38	21	9	49	8.5	64.0	20	0	0	0	0	1	1	0	0	0	0	0	0	0	0	0	0	0	
<b>NFL TOTALS</b>		<b>129</b>	<b>112</b>	<b>377</b>	<b>237</b>	<b>140</b>	<b>65</b>	<b>348</b>	<b>58.0</b>	<b>422.5</b>	<b>136</b>	<b>5</b>	<b>56</b>	<b>22</b>	<b>0</b>	<b>22</b>	<b>7</b>	<b>5</b>	<b>2</b>	<b>33</b>	<b>5</b>	<b>4</b>	<b>1</b>	<b>1</b>	<b>0</b>	<b>0</b>	<b>0</b>	<b>0</b>	

**PRESTON SMITH'S NFL POSTSEASON DEFENSIVE STATISTICS**

YEAR	TEAM	GP	GS	TACKLES										INTERCEPTIONS										ST			MISC		
				TK	S	A	TFL	YDS	SK	YDS	QBH	NO	YDS	LG	TD	PD	FF	FR	TD	YDS	TK	A	FF	FR	S	A			
2015	Redskins	1	0	3	2	1	1	5	1.0	5.0	1	0	0	0	0	0	0	0	0	0	0	0	0	0	0	0	0	0	
2019	Packers	2	2	7	4	3	1	6	2.0	6.0	3	0	0	0	0	0	0	0	0	0	0	0	0	0	0	0	0	0	
2020	Packers	2	2	6	4	2	0	0	0.0	0.0	2	0	0	0	0	2	0	0	0	0	0	0	0	0	0	0	0	0	
2021	Packers	1	1	9	6	3	0	0	0.0	0.0	0	0	0	0	0	0	0	0	0	0	0	0	0	0	0	0	0	0	
<b>NFL TOTALS</b>		<b>6</b>	<b>5</b>	<b>25</b>	<b>16</b>	<b>9</b>	<b>2</b>	<b>11</b>	<b>3.0</b>	<b>11.0</b>	<b>6</b>	<b>0</b>	<b>0</b>	<b>0</b>	<b>0</b>	<b>2</b>	<b>0</b>	<b>0</b>	<b>0</b>	<b>0</b>	<b>0</b>	<b>0</b>	<b>0</b>	<b>0</b>	<b>0</b>	<b>0</b>	<b>0</b>	<b>0</b>	

**SINGLE-GAME HIGHS: DEFENSIVE**

**Total Tackles** 9 vs. Carolina Panthers, Nov 10, 2019  
 9 at Los Angeles Chargers, Nov 03, 2019  
**Solo Tackles** 7 vs. Carolina Panthers, Nov 10, 2019  
 6 at Los Angeles Chargers, Nov 03, 2019  
 ...1 more at 6  
**Sacks** 3.0 vs. Denver Broncos, Sep 22, 2019  
 3.0 at Philadelphia Eagles, Dec 26, 2015  
**Passes Defensed** 1 vs. Minnesota Vikings, Jan 02, 2022  
 1 vs. Los Angeles Rams, Nov 28, 2021  
 ...19 more at 1.  
**Forced Fumbles** 1 at Miami Dolphins, Dec 25, 2022  
 1 vs. Chicago Bears, Dec 12, 2021  
 ...5 more at 1.

**Fumble Recoveries** 1 vs. Los Angeles Rams, Nov 28, 2021  
 1 vs. Chicago Bears, Nov 29, 2020  
 ...3 more at 1.  
**Tackles For Loss** 2 vs. Los Angeles Rams, Dec 19, 2022  
 2 vs. Chicago Bears, Sep 18, 2022  
 ...12 more at 2.  
**Interceptions** 1 vs. Minnesota Vikings, Sep 15, 2019  
 1 vs. Houston Texans, Nov 18, 2018  
 ...3 more at 1.  
**Interception Return Yards** 22 vs. Minnesota Vikings, Nov 13, 2016  
 18 vs. Arizona Cardinals, Dec 17, 2017

**2022 GXG REGULAR SEASON (PACKERS)**

DATE OPPONENT	P/S	TK	S	A	SK	YDS	INT	PD	FF	FR
09/11 at Vikings	S	3	2	1	0.0	0.0	0	0	0	0
09/18 Bears	S	7	4	3	2.0	15.0	0	0	0	0
09/25 at Buccaneers	S	0	0	0	0.0	0.0	0	0	0	0
10/02 Patriots	S	3	1	2	0.5	3.0	0	0	0	0
10/09 Giants	S	4	3	1	1.0	4.0	0	0	0	0
10/16 Jets	S	2	2	0	0.0	0.0	0	0	0	0
10/23 at Commanders	S	4	2	2	0.0	0.0	0	0	0	0
10/30 at Bills	S	5	4	1	0.0	0.0	0	0	0	0
11/06 at Lions	S	1	0	1	0.0	0.0	0	1	0	0
11/13 Cowboys	S	2	2	0	0.0	0.0	0	0	0	0
11/17 Titans	S	5	2	3	1.5	12.5	0	0	0	0
11/27 at Eagles	S	6	3	3	0.5	5.5	0	0	0	0
12/04 at Bears	S	5	4	1	0.0	0.0	0	0	0	0
12/19 Rams	S	3	2	1	2.0	14.0	0	0	0	0
12/25 at Dolphins	S	5	5	0	1.0	10.0	0	0	1	0
01/01 Vikings	S	3	1	2	0.0	0.0	0	0	0	0
01/08 Lions	S	1	1	0	0.0	0.0	0	0	0	0
2022 TOTALS	17-17	59	38	21	8.5	64.0	0	1	1	0

**2020 GXG REGULAR SEASON (PACKERS)**

DATE OPPONENT	P/S	TK	S	A	SK	YDS	INT	PD	FF	FR
09/13 at Vikings	S	0	0	0	0.0	0.0	0	0	0	0
09/20 Lions	S	3	2	1	0.5	2.5	0	0	0	0
09/27 at Saints	S	3	1	2	0.0	0.0	0	0	0	0
10/05 Falcons	S	2	2	0	0.0	0.0	0	0	0	0
10/18 at Buccaneers	S	1	1	0	0.0	0.0	0	0	0	0
10/25 at Texans	S	3	2	1	0.0	0.0	0	0	0	0
11/01 Vikings	S	3	3	0	0.0	0.0	0	0	0	0
11/05 at 49ers	S	2	1	1	0.0	0.0	0	1	0	0
11/15 Jaguars	S	5	4	1	1.0	10.0	0	0	0	0
11/22 at Colts	S	4	3	1	0.0	0.0	0	0	0	0
11/29 Bears	P	3	2	1	1.0	6.0	0	0	1	0
12/06 Eagles	P	5	3	2	0.5	1.5	0	1	0	0
12/13 at Lions	S	2	2	0	0.0	0.0	0	0	0	0
12/19 Panthers	P	3	1	2	1.0	4.0	0	0	0	0
12/27 Titans	S	3	2	1	0.0	0.0	0	1	0	0
01/03 at Bears	S	0	0	0	0.0	0.0	0	0	0	0
2020 TOTALS	16-13	42	29	13	4.0	24.0	0	3	0	1

**2020 GXG POSTSEASON (PACKERS)**

01/16 Rams	S	3	2	1	0.0	0.0	0	2	0	0
01/24 Buccaneers	S	3	2	1	0.0	0.0	0	0	0	0
2020 TOTALS	2-2	6	4	2	0.0	0.0	0	2	0	0

**2018 GXG REGULAR SEASON (REDSKINS)**

DATE OPPONENT	P/S	TK	S	A	SK	YDS	INT	PD	FF	FR
09/09 at Cardinals	S	0	0	0	0.0	0.0	0	0	0	0
09/16 Colts	S	4	2	2	0.0	0.0	0	0	0	0
09/23 Packers	S	7	6	1	0.0	0.0	0	0	0	0
10/08 at Saints	S	4	2	2	0.0	0.0	0	0	0	0
10/14 Panthers	S	1	1	0	0.0	0.0	0	0	0	0
10/21 Cowboys	S	1	0	1	0.0	0.0	0	1	0	1
10/28 at Giants	S	3	1	2	0.0	0.0	0	1	0	0
11/04 Falcons	S	1	1	0	0.0	0.0	0	0	0	0
11/11 at Buccaneers	S	3	2	1	1.0	5.0	0	0	0	0
11/18 Texans	S	4	2	2	1.0	12.0	1	1	0	0
11/22 at Cowboys	S	8	3	5	1.5	13.5	0	0	0	0
12/03 at Eagles	S	3	3	0	0.0	0.0	0	0	0	0
12/09 Giants	S	5	3	2	0.0	0.0	0	0	0	0
12/16 at Jaguars	S	3	1	2	0.5	2.0	0	0	0	0
12/22 at Titans	S	4	2	2	0.0	0.0	0	0	0	0
12/30 Eagles	S	2	1	1	0.0	0.0	0	0	0	0
2018 TOTALS	16-16	53	30	23	4.0	32.5	1	3	0	1

**2016 GXG REGULAR SEASON (REDSKINS)**

DATE OPPONENT	P/S	TK	S	A	SK	YDS	INT	PD	FF	FR
09/12 Steelers	S	3	0	3	0.0	0.0	0	0	0	0
09/18 Cowboys	S	1	0	1	0.0	0.0	0	0	0	0
09/25 at Giants	S	5	4	1	0.0	0.0	0	1	0	0
10/02 Browns	S	4	3	1	0.0	0.0	0	0	0	0
10/09 at Ravens	S	1	1	0	0.0	0.0	0	0	0	0
10/16 Eagles	S	2	1	1	0.5	4.5	0	0	0	0
10/23 at Lions	S	2	2	0	1.0	6.0	0	0	0	0
10/30 at Bengals	S	3	3	0	0.0	0.0	0	0	0	0
11/13 Vikings	S	4	2	2	2.0	16.0	1	1	0	0
11/20 Packers	S	2	1	1	0.0	0.0	0	0	0	0
11/24 at Cowboys	S	0	0	0	0.0	0.0	0	0	0	0
12/04 at Cardinals	S	2	2	0	0.0	0.0	0	0	0	0
12/11 at Eagles	S	1	0	1	0.0	0.0	0	0	0	0
12/19 Panthers	S	3	1	2	0.0	0.0	0	1	0	0
12/24 at Bears	S	1	1	0	1.0	5.0	0	0	0	0
01/01 Giants	S	4	1	3	0.0	0.0	0	0	0	0
2016 TOTALS	16-16	38	22	16	4.5	31.5	1	3	0	0

**2021 GXG REGULAR SEASON (PACKERS)**

DATE OPPONENT	P/S	TK	S	A	SK	YDS	INT	PD	FF	FR
09/12 at Saints	S	5	4	1	0.0	0.0	0	0	0	0
09/20 Lions	S	0	0	0	0.0	0.0	0	0	0	0
09/26 at 49ers	S	4	3	1	1.0	0.0	0	0	0	0
10/03 Steelers	S	0	0	0	0.0	0.0	0	0	0	0
10/10 at Bengals	S	4	1	3	1.0	7.0	0	0	0	0
10/17 at Bears	S	0	0	0	0.0	0.0	0	0	0	0
10/24 Football Team										
10/28 at Cardinals	S	0	0	0	0.0	0.0	0	0	0	0
11/07 at Chiefs	S	0	0	0	0.0	0.0	0	0	0	0
11/14 Seahawks	S	2	1	1	1.0	14.0	0	0	0	0
11/21 at Vikings	S	6	4	2	2.0	23.0	0	0	1	0
11/28 Rams	S	2	2	0	0.0	0.0	0	1	0	1
12/12 Bears	S	4	3	1	2.0	14.0	0	0	1	0
12/19 at Ravens	S	3	2	1	0.0	0.0	0	0	0	0
12/25 Browns	S	3	2	1	1.0	2.0	0	0	0	0
01/02 Vikings	S	4	3	1	1.0	5.0	0	1	0	0
01/09 at Lions	S	1	0	1	0.0	0.0	0	0	0	0
2021 TOTALS	16-16	38	25	13	9.0	65.0	0	2	2	1

**2021 GXG POSTSEASON (PACKERS)**

01/22 49ers	S	9	6	3	0.0	0.0	0	0	0	0
2021 TOTALS	1-1	9	6	3	0.0	0.0	0	0	0	0

**2019 GXG REGULAR SEASON (PACKERS)**

DATE OPPONENT	P/S	TK	S	A	SK	YDS	INT	PD	FF	FR
09/05 at Bears	S	8	3	5	1.5	11.0	0	1	0	0
09/15 Vikings	S	4	3	1	0.0	0.0	0	1	1	0
09/22 Broncos	S	6	4	2	3.0	23.0	0	0	1	0
09/26 Eagles	S	3	1	2	0.0	0.0	0	0	0	0
10/06 at Cowboys	S	4	3	1	1.0	3.0	0	0	0	0
10/14 Lions	S	5	2	3	1.5	12.5	0	0	0	0
10/20 Raiders	S	2	1	1	0.0	0.0	0	0	0	0
10/27 at Chiefs	S	5	4	1	0.0	0.0	0	0	0	0
11/03 at Chargers	S	9	6	3	1.0	9.0	0	0	0	0
11/10 Panthers	S	9	7	2	2.0	18.0	0	0	0	0
11/24 at 49ers	S	4	2	2	0.5	4.5	0	0	0	0
12/01 at Giants	S	2	1	1	0.0	0.0	0	0	0	0
12/08 Redskins	S	3	2	1	1.0	5.0	0	0	0	0
12/15 Bears	S	6	2	4	0.0	0.0	0	0	0	0
12/23 at Vikings	S	4	1	3	0.5	2.0	0	0	0	0
12/29 at Lions	S	1	0	1	0.0	0.0	0	1	0	0
2019 TOTALS	16-16	75	42	33	12.0	88.0	1	3	1	0

**2019 GXG POSTSEASON (PACKERS)**

01/12 Seahawks	S	4	2	2	2.0	6.0	0	0	0	0
01/19 at 49ers	S	3	2	1	0.0	0.0	0	0	0	0
2019 TOTALS	2-2	7	4	3	2.0	6.0	0	0	0	0

**2017 GXG REGULAR SEASON (REDSKINS)**

DATE OPPONENT	P/S	TK	S	A	SK	YDS	INT	PD	FF	FR
09/10 Eagles	S	4	4	0	1.0	2.0	0	0	0	0
09/17 at Rams	S	3	2	1	1.0	7.0	0	0	0	0
09/24 Raiders	S	2	2	0	1.0	3.0	0	1	0	0
10/02 at Chiefs	S	2	1	1	1.0	9.0	0	0	0	0
10/15 49ers	S	2	1	1	0.5	5.0	0	0	0	0
10/23 at Eagles	S	5	5	0	0.0	0.0	0	0	0	0
10/29 Cowboys	S	1	1	0	0.0	0.0	0	0	0	0
11/05 at Seahawks	S	0	1	0	1.0	0.0	0	0	0	0
11/12 Vikings	S	2	1	1	0.0	0.0	0	0	0	0
11/19 at Saints	S	4	3	1	0.0	0.0	0	0	0	0
11/23 Giants	S	0	0	0	0.0	0.0	0	0	0	0
11/30 at Cowboys	S	5	1	4	0.5	4.5	0	0	0	0
12/10 at Chargers	S	0	0	0	0.0	0.0	0	0	0	0
12/17 Cardinals	S	3	3	0	1.0	5.0	1	1	0	1
12/24 Broncos	S	5	5	0	2.0	5.0	0	0	1	0
12/31 at Giants	S	3	2	1	0.0	0.0	0	1	0	0
2017 TOTALS	16-16	42	31	11	8.0	40.5	2	3	1	1



# ERIC STOKES

# 21

CORNERBACK  
GEORGIA

Third NFL Season > Third Packers Season

Ht: 6-1 > Wt: 194 > Born: March 1, 1999 > NFL Games Played/Started: 25/23 > Acquired: D1-21

### PRO HIGHLIGHTS:

- > Despite missing the final eight games of 2022 due to injury, his 23 starts in 2021-22 tied for the seventh most by a Packers cornerback in the first two seasons of their career dating back to 1950 (Stathead.com).
- > Played in 16 games with 14 starts as a rookie in 2021, posting 55 tackles (43 solo), a team-high 14 passes defended and an interception.
- > Was tied for No. 11 in the NFL and tied for No. 1 among NFL rookies in 2021 in passes defended (14), the most by a Packers rookie since CB Damarious Randall posted 14 in 2015.
- > Played on 895 defensive snaps, the second most among 2021 NFL rookies (Las Vegas DB Trevon Moehrig, 1,095), according to TruMedia.
- > Selected by the Packers in the first round (No. 29 overall) of the 2021 NFL Draft, the first player drafted out of the University of Georgia in the first round in franchise history.
- > Became the highest-drafted cornerback out of the University of Georgia since Champ Bailey, who was selected in the first round with the No. 4 overall pick by Washington in 1999.

**2022 SEASON:** Started the first nine games before ankle/knee injuries ended his season...Was placed on injured reserve on Nov. 12...Posted 25 tackles (20 solo) while also contributing on special teams, registering a tackle...**At Minnesota (Sept. 11):** Recorded four tackles (three solo) on defense and also appeared on 12 special teams plays, registering a tackle...**Vs. Chicago (Sept. 18):** Posted two tackles (one solo), including coming up to take down WR Equanimeous St. Brown 6 yards shy of the first down as he caught the ball on a slant route on third-and-15, forcing a punt...**At Tampa Bay (Sept. 25):** One of four players to play all 65 defensive snaps, posting a tackle (solo) when he tracked WR Breshad Perriman across the field on third-and-12 for a gain of only 6 yards...**Vs. New England (Oct. 2):** Finished with five tackles (all solo). Made two tackles within 3 yards of the line of scrimmage and two tackles on third down that were short of the marker, forcing a punt both times...**Vs. N.Y. Giants (Oct. 9):** Played all 61 snaps and finished No. 2 on the team with six tackles (five solo, tied for the team lead)...**At Detroit (Nov. 6):** Posted a tackle (assist) on 10 defensive snaps before ankle/knee injuries ended his day.

**2021:** Played in 16 games with 14 starts, logging 55 tackles (43 solo), a team-high 14 passes defended and an INT...Was tied for No. 11 in the NFL in passes defended and tied for No. 1 among NFL rookies...For all NFL DBs targeted over 45 times, ranked No. 4 in lowest completion percentage (49.5) when targeted (Stathead.com)...Missed Week 9 at Kansas City due to a knee injury suffered during pregame warmups...**At New Orleans (Sept. 12):** Made his NFL debut and recorded his first career pass defended on a third-and-11, breaking up a pass intended for TE Adam Trautman to prevent the Saints from converting in the third quarter...**Vs. Detroit (Sept. 20):** Appeared as a reserve and played on 44 snaps, recording a tackle and two PDs. Broke up a deep pass from QB Jared Goff to WR Trinity Benson in the end zone on fourth-and-3 with just under two minutes to play in the fourth quarter...**At San Francisco (Sept.**

### AT A GLANCE ...



- Started the first nine games of the 2022 season before ankle/knee injuries ended his season.
- Played in 16 games with 14 starts as a rookie and recorded a team-high 14 passes defended, tied for No. 11 in the NFL and tied for No. 1 among NFL rookies in 2021.
- For all NFL defensive backs targeted over 45 times in 2021, ranked No. 4 in the league in lowest completion percentage (49.5) when targeted (Stathead.com).
- Started at CB in all nine regular-season games as a junior at Georgia in 2020, earning first-team All-Southeastern Conference honors from *The Associated Press* after finishing tied for No. 2 in the conference and tied for No. 8 in the nation with four interceptions.
- Was tied for No. 2 in the country in 2020 with two INT returns for TDs, posting a 30-yard TD at Arkansas and a 37-yard TD vs. Florida.
- Earned Class 4A honorable mention from the *Atlanta Journal-Constitution* as a senior at Eastside High School (Covington, Ga.) in 2016 after posting 20 tackles, two INTs and five passes defended.

**26):** Made first career start, posting five tackles (four solo) and a pass defended, breaking up a deep pass from QB Jimmy Garoppolo to WR Deebo Samuel...**Vs. Pittsburgh (Oct. 3):** Started and posted a career-high eight tackles (all solo) and two passes defended and recorded his first career INT when he picked off QB Ben Roethlisberger in the fourth quarter...**At Baltimore (Dec. 19):** Finished with seven tackles (all solo) and a pass defended...**Vs. San Francisco (NFC Divisional, Jan. 22):** Started and recorded four tackles (three solo)...**2021 Draft:** Selected by the Packers in the first round with the No. 29 overall pick.

**COLLEGE:** Appeared in 36 games with 25 starts during his three seasons at Georgia, posting 78 tackles (60 solo), a sack, two tackles for a loss, four INTs, two INT returns for TDs, 26 passes defended and a forced fumble...Majoring in psychology...**Junior season (2020):** Started all nine regular-season games, earning first-team All-Southeastern Conference honors from *The Associated Press* after finishing tied for No. 2 in the conference and tied for No. 8 in the nation with four INTs...Earned second-team All-SEC recognition from the league's coaches and first-team honors from *Phil Steele's College Football*...Was tied for No. 2 in the country with two INT returns for TDs and finished with 94 INT return yards (23.5 avg.)...Registered 20 tackles (14 solo), a team-high eight passes defended and three QB hits...Part of a Georgia defense that ranked No. 12 in the nation in total defense (321.0 ypg)...Was named to the preseason watch lists for the Bednarik Award and the Bronko Nagurski Trophy and also was on the preseason watch list for the Wuerffel Trophy, given annually to the player who best combines exemplary community service with athletic and academic achievement...Matched his season high with four tackles (all solo) and posted an INT and three passes defended (tied season high) vs. Florida (Nov. 7)...Picked off QB Kyle Trask early in the second quarter, returning the interception 37 yards for a TD to give the Bulldogs a 21-14 lead...Was named the SEC Defensive Player of the Week after posting two tackles (one solo) and an INT that he returned 27 yards at Missouri (Dec. 12)...

VETERANS

COMMUNITY

ADMIN. & COACHES

STOKES

DRAFT & FREE AGENTS

2022 REVIEW

RECORDS & HISTORY

LAMBEAU FIELD

MISC.

**Sophomore season (2019):** Appeared in all 14 games with 13 starts, recording a career-high 38 tackles (30 solo), a sack, five QB hits and a team-high nine passes defended...Earned second-team AP All-SEC honors and helped the Bulldogs to a No. 1 national ranking in scoring defense (12.6 ppg) and a No. 3 ranking in overall defense (275.7 ypg)...Helped the Bulldogs allow the fewest points in a season in team history (min. 12 games) with 176 as the defense gave up seven or fewer points in five games on the season...Registered three tackles, a sack, a forced fumble and three passes defended at Tennessee (Oct. 15)...Sacked QB Brian Maurer for a 10-yard loss in the fourth quarter, forcing a fumble that LB Tae Crowder recovered and returned 60 yards for a TD...**Redshirt freshman season (2018):** Played in 13 games with three starts, opening three of the last four contests, and recorded 20 tackles (16 solo), a tackle for a loss and nine passes defended (No. 2 on the team)...Was the co-winner of the Defensive Most Improved Player award, which was given out at the team's postseason awards gala.

**PERSONAL:** Given name Eric Jamane Stokes...Born in Conyers, Ga. ...**High school:** Earned Class 4A honorable mention from the *Atlanta Journal-Constitution* as a senior at Eastside High School (Covington, Ga.) in 2016 after posting 20 tackles, two interceptions and five passes defended...Helped lead the Eagles to a 7-3-1 record and an appearance in the 2016 GHSA playoffs...Registered 20 tackles, a tackle for a loss, two INTs and five passes defended...Also racked up 279 yards and two TDs on 41 carries (6.8 avg.) and 16 receptions for 183 yards (11.4 avg.) and three TDs...Added an 84-yard kickoff return... Lettered four years in track, participating in the 100-, 200- and 400-meter events as well as the 4x100 and 4x400...**Community involvement:** Signed autographs to raise money for The Salvation Army...Visited Camp Sunshine while he was in college, spending time with children battling cancer.

**NFL debut:** at New Orleans, 9/12/21  
**First NFL start:** at San Francisco, 9/26/21  
**First NFL Interception:** vs. Pittsburgh, 10/3/21 (B.Roethlisberger)

**CAREER TRANSACTIONS**

- 2021 Selected by Green Bay Packers in the first round (29th overall) of '21 NFL Draft, April 29...Signed first contract, June 2.
- 2022 Placed on injured reserve (ankle/knee), Nov. 12.

**ERIC STOKES' NFL REGULAR-SEASON DEFENSIVE STATISTICS**

YEAR	TEAM	GP	GS	TACKLES							INTERCEPTIONS							ST				MISC						
				TK	S	A	TFL	YDS	SK	YDS	QBH	NO	YDS	LG	TD	PD	FF	FR	TD	YDS	TK	S	A	FF	FR	S	A	
2021	Packers	16	14	55	43	12	0	0	0.0	0.0	0	1	0	0	0	14	0	0	0	0	0	0	0	0	0	0	0	0
2022	Packers	9	9	25	20	5	0	0	0.0	0.0	0	0	0	0	0	0	0	0	0	1	1	0	0	0	0	0	0	
<b>NFL TOTALS</b>		<b>25</b>	<b>23</b>	<b>80</b>	<b>63</b>	<b>17</b>	<b>0</b>	<b>0</b>	<b>0.0</b>	<b>0.0</b>	<b>0</b>	<b>1</b>	<b>0</b>	<b>0</b>	<b>0</b>	<b>14</b>	<b>0</b>	<b>0</b>	<b>0</b>	<b>0</b>	<b>1</b>	<b>1</b>	<b>0</b>	<b>0</b>	<b>0</b>	<b>0</b>	<b>0</b>	

**ERIC STOKES' NFL POSTSEASON DEFENSIVE STATISTICS**

YEAR	TEAM	GP	GS	TACKLES							INTERCEPTIONS							ST				MISC					
				TK	S	A	TFL	YDS	SK	YDS	QBH	NO	YDS	LG	TD	PD	FF	FR	TD	YDS	TK	S	A	FF	FR	S	A
2021	Packers	1	1	4	3	1	0	0	0.0	0.0	0	0	0	0	0	0	0	0	0	0	0	0	0	0	0	0	0
<b>NFL TOTALS</b>		<b>1</b>	<b>1</b>	<b>4</b>	<b>3</b>	<b>1</b>	<b>0</b>	<b>0</b>	<b>0.0</b>	<b>0.0</b>	<b>0</b>	<b>0</b>	<b>0</b>	<b>0</b>	<b>0</b>	<b>0</b>	<b>0</b>	<b>0</b>	<b>0</b>	<b>0</b>	<b>0</b>	<b>0</b>	<b>0</b>	<b>0</b>	<b>0</b>	<b>0</b>	<b>0</b>

**SINGLE-GAME HIGHS: DEFENSIVE**

**Total Tackles** 8 vs. Pittsburgh Steelers, Oct 03, 2021  
 7 at Baltimore Ravens, Dec 19, 2021  
**Solo Tackles** 8 vs. Pittsburgh Steelers, Oct 03, 2021  
 7 at Baltimore Ravens, Dec 19, 2021  
**Passes Defended** 2 vs. Los Angeles Rams, Nov 28, 2021  
 2 vs. Pittsburgh Steelers, Oct 03, 2021  
 ...1 more at 2.  
**Interceptions** 1 vs. Pittsburgh Steelers, Oct 03, 2021

**2022 GXG REGULAR SEASON (PACKERS)**

DATE OPPONENT	P/S	TK	S	A	SK	YDS	INT	PD	FF	FR	
09/11 at Vikings	S	4	3	1	0	0	0	0	0	0	
09/18 Bears	S	2	1	1	0	0	0	0	0	0	
09/25 at Buccaneers	S	1	1	0	0	0	0	0	0	0	
10/02 Patriots	S	5	5	0	0	0	0	0	0	0	
10/09 Giants	S	6	5	1	0	0	0	0	0	0	
10/16 Jets	S	3	3	0	0	0	0	0	0	0	
10/23 at Commanders	S	3	2	1	0	0	0	0	0	0	
10/30 at Bills	S	0	0	0	0	0	0	0	0	0	
11/06 at Lions	S	1	0	1	0	0	0	0	0	0	
11/13 Cowboys		INJURED RESERVE									
11/17 Titans		INJURED RESERVE									
11/27 at Eagles		INJURED RESERVE									
12/04 at Bears		INJURED RESERVE									
12/19 Rams		INJURED RESERVE									
12/25 at Dolphins		INJURED RESERVE									
01/01 Vikings		INJURED RESERVE									
01/08 Lions		INJURED RESERVE									
<b>2022 TOTALS</b>	<b>9-9</b>	<b>25</b>	<b>20</b>	<b>5</b>	<b>0</b>	<b>0</b>	<b>0</b>	<b>0</b>	<b>0</b>	<b>0</b>	

**2021 GXG REGULAR SEASON (PACKERS)**

DATE OPPONENT	P/S	TK	S	A	SK	YDS	INT	PD	FF	FR	
09/12 at Saints	P	0	0	0	0	0	0	1	0	0	
09/20 Lions	P	1	1	0	0	0	0	2	0	0	
09/26 at 49ers	S	5	1	4	0	0	0	1	0	0	
10/03 Steelers	S	8	8	0	0	0	0	2	0	0	
10/10 at Bengals	S	4	3	1	0	0	0	1	0	0	
10/17 at Bears	S	3	2	1	0	0	0	0	0	0	
10/24 Football Team	S	3	3	0	0	0	0	1	0	0	
10/28 at Cardinals	S	6	5	1	0	0	0	0	0	0	
11/07 at Chiefs		INJURED/DID NOT PLAY									
11/14 Seahawks	S	1	0	1	0	0	0	1	0	0	
11/21 at Vikings	S	4	3	1	0	0	0	0	0	0	
11/28 Rams	S	3	3	0	0	0	0	2	0	0	
12/12 Bears	S	2	2	0	0	0	0	1	0	0	
12/19 at Ravens	S	7	7	0	0	0	0	1	0	0	
12/25 Browns	S	2	2	0	0	0	0	1	0	0	
01/02 Vikings	S	4	3	1	0	0	0	0	0	0	
01/09 at Lions	S	2	2	0	0	0	0	0	0	0	
<b>2021 TOTALS</b>	<b>16-14</b>	<b>55</b>	<b>43</b>	<b>12</b>	<b>0</b>	<b>0</b>	<b>0</b>	<b>1</b>	<b>14</b>	<b>0</b>	

**2021 GXG POSTSEASON (PACKERS)**

01/22 49ers	S	4	3	1	0	0	0	0	0	0
<b>2021 TOTALS</b>	<b>1-1</b>	<b>4</b>	<b>3</b>	<b>1</b>	<b>0</b>	<b>0</b>	<b>0</b>	<b>0</b>	<b>0</b>	<b>0</b>





# PATRICK TAYLOR 27

**RUNNING BACK**  
**MEMPHIS**

Third NFL Season > Third Packers Season

Ht: 6-1 > Wt: 217 > Born: April 29, 1998 > NFL Games Played/Started: 23/0 > Acquired: FA-20

## PRO HIGHLIGHTS:

- Appeared in 14 games last season, rushing for 31 yards on 10 carries (3.1 avg.) along with a 17-yard reception and two tackles on special teams.
- Played in nine contests in 2021 and rushed for 89 yards and a TD on 23 carries (3.9 avg.) with two receptions for 3 yards (1.5 avg.).
- Was signed by the Packers as an undrafted free agent on April 30, 2020, and spent his entire rookie season on reserve/non-football injury.

**2022 SEASON:** Appeared in 14 games, seeing time on offense and special teams...Had 10 carries for 31 yards (3.1 avg.) along with a 17-yard reception...Registered two tackles on special teams...Was elevated from the practice squad to the active roster in Week 2 vs. Chicago and then was signed to the active roster on Sept. 24...Was released on Nov. 1, signed to the practice squad on Nov. 3 and then was signed to the 53-man roster again on Nov. 15...Was released on Nov. 23, re-signed to the practice squad on Nov. 25, elevated to the active roster on both Nov. 26 and Dec. 3, and then was signed to the active roster on Dec. 19...**Vs. New England (Oct. 2):** Appeared on 11 plays on special teams and registered a tackle...**At Buffalo (Oct. 30):** Played on seven snaps on special teams and recorded a tackle...**At Chicago (Dec. 4):** Played six snaps on offense and eight on special teams, carrying the ball once for 6 yards...**Vs. L.A. Rams (Dec. 19):** Appeared on nine plays on offense and five on special teams, picking up 15 yards on four carries (3.8 avg.)...**At Miami (Dec. 25):** Played five snaps on offense and seven on special teams. Had a career-long reception on Green Bay's opening drive of the second half, hauling in a short pass from QB Aaron Rodgers and taking it down the sideline for a 17-yard pickup to the Miami 38 to convert a third-and-9...**Vs. Minnesota (Jan. 1):** Rushed for 10 yards on five carries (2.0 avg.) in 12 snaps of work on offense.

**2021:** Appeared in nine games for the Packers and posted 23 carries for 89 yards (3.9 avg.) and a TD along with two receptions for 3 yards (1.5 avg.)...Was signed to the active roster on Nov. 4 after spending the first eight games of the season on the Packers' practice squad...**At Kansas City (Nov. 7):** Made his NFL debut, appearing on eight plays on special teams...**Vs. Seattle (Nov. 14):** Posted the first carries of his NFL career, picking up 7 yards on two attempts (3.5 avg.) in the fourth quarter...**At Detroit (Jan. 9):** Saw his most significant action as a pro, appearing on 31 snaps and posting a career-high 11 carries for a career-best 53 yards (4.8 avg.) and a TD. Scored his first NFL touchdown when he got in the end zone from 1 yard out early in the fourth quarter.

**2020:** Spent the entire season on the reserve/non-football injury list after being placed there on Sept. 5, 2020...**2020 Draft:** Signed by the Packers as an undrafted free agent on April 30.

**COLLEGE:** Played in 45 games with four starts for the Tigers and finished his career with 2,884 rushing yards and 36 TDs on 536 carries (5.4 avg.)...Finished his career ranked No. 3 in school history in rushing yards, tied for No. 2 in rushing TDs, No. 4 in carries, tied for No. 5 in yards per carry, No. 5 in all-

## AT A GLANCE ...



- Appeared in 14 games last season, rushing for 31 yards on 10 carries (3.1 avg.) along with a 17-yard reception and two tackles on special teams.
- Played in nine contests in 2021, rushing for 89 yards and a TD on 23 carries (3.9 avg.) with two receptions for 3 yards (1.5 avg.).
- Saw his most significant action as a pro in the 2021 regular-season finale at Detroit, posting a career-high 11 carries for a career-best 53 yards (4.8 avg.) and a TD.
- Posted a career-high 1,122 yards and a career-best 16 TDs on 208 carries (5.4 avg.) as a junior at Memphis in 2018. Was tied for No. 9 in the country in rushing TDs and tied for No. 7 with 18 total TDs.

purpose yards (3,322) and tied for No. 4 in 100-yard rushing games (11)...Added 55 receptions for 434 yards (7.9 avg.) and three TDs...Was a three-time American Athletic Conference All-Academic Team selection...Earned his degree in business management...**Senior season (2019):** Was limited to just six games with one start after suffering an injury in the season opener, but finished as the team's third-leading rusher with 350 yards and five TDs on 78 attempts (4.5 avg.)...Posted a season-high 128 yards and a TD on 27 carries (4.7 avg.) in the season opener vs. Ole Miss (Aug. 31), but sustained a foot injury that would sideline him for the next eight games...Rushed for 95 yards and a season-best three TDs on 17 attempts (5.6 avg.) at South Florida (Nov. 23)...Registered 50 yards and a TD on eight carries (6.3 avg.) vs. Penn State in the Cotton Bowl (Dec. 28)...**Junior season (2018):** Played in all 14 games with one start, ranking No. 2 on the team with a career-high 1,122 yards and a career-best 16 TDs on 208 carries (5.4 avg.) as he posted five 100-yard rushing games...Was tied for No. 9 in the country in rushing TDs and tied for No. 7 with 18 total TDs...Became just the fourth RB in school history to register a 1,000-yard rushing season...Added 17 receptions for 197 yards (11.6 avg.) and two TDs...Registered a career-long 75-yard TD catch in the opener vs. Mercer (Sept. 1)...Posted a career-high 161 yards and a season-high three TDs on 11 carries (14.6 avg.) vs. Connecticut (Oct. 6)...Racked up 128 yards and two TDs on 19 carries (6.7 avg.) vs. Houston (Nov. 23)...Posted 118 yards and a TD on 15 attempts (7.9 avg.) at Central Florida (Dec. 1), highlighted by a career-long 70-yard TD run...**Sophomore season (2017):** Appeared in all 13 contests with two starts, ranking No. 2 on the team with 866 yards and a team-high 13 TDs on a team-leading 157 carries (5.5 avg.)...Added a career-best 19 catches for 148 yards (7.8 avg.) and a TD...Posted a season-high 131 yards on 15 carries (8.7 avg.) vs. Louisiana-Monroe (Aug. 31), highlighted by a season-long 66-yard TD run...Tied the single-game school record with a career-high four rushing TDs at Houston (Oct. 19), with all four coming in the second half...Registered 112 yards on 18 attempts (6.2 avg.) vs. SMU (Nov. 18), with TD runs of 41 and 60 yards...Recorded 127 yards and two TDs on just six attempts (21.2 avg.) vs. East Carolina (Nov. 25)...**Freshman season (2016):** Played in all 13 games and finished as the team's second-leading rusher with 546 yards and two TDs on 93 carries (5.9 avg.)...Added 11 receptions for 37 yards (3.4 avg.)...Rushed for 86 yards on seven attempts (12.3 avg.) vs. Southeast Missouri (Sept. 3)

VETERANS

COMMUNITY

ADMIN. & COACHES

TAYLOR

DRAFT & FREE AGENTS

2022 REVIEW

RECORDS & HISTORY

LAMBREAU FIELD

MISC.

in his collegiate debut, highlighted by a season-long 51-yard run...Posted a season-high 92 yards on 15 attempts (6.1 avg.) vs. Tulsa (Oct. 29).

**PERSONAL:** Given name Patrick O'Neal Taylor Jr. ...Born in Harvey, La. ...His father, Patrick, played on the offensive line at Nicholls State...His sister, Nadia, played on the Chicago Bandits in the National Pro Fastpitch League and played softball at the University of Texas...His cousin, Coye Fairman, played WR at the University of Memphis...**High school:** Rushed for 1,431 yards and 20 TDs on 214 carries (6.7 avg.) as a senior in

2015 at Atascocita High School (Humble, Texas), earning first-team All-District 16-6A honors...Had eight 100-yard rushing games, including two 200-yard performances, as he helped lead the Eagles to the Class 6A Region 2 title game, the first team from the Humble Independent School District to reach the fourth round of the Texas state playoffs since 1995...Ran for a career-high 281 yards and four TDs in a second-round playoff win over Cedar Ridge High...Rushed for 708 yards and nine TDs on 108 carries (6.6 avg.) as a junior in 2014...Also lettered in track three times, participating in the 4x100-, 4x200- and 100-meter events.

**NFL debut:** at Kansas City, 11/7/20

**First NFL touchdown:** at Detroit, 1/9/22 (1-yard run)

### CAREER TRANSACTIONS

- 2020 Signed by Green Bay Packers as an undrafted free agent, April 30...Placed on reserve/non-football injury, Sept. 5.
- 2021 Released by Packers, Aug. 31...Signed by Packers to practice squad, Sept. 1...Signed from practice squad to active roster, Nov. 4.
- 2022 Released by Packers, Aug. 30...Signed by Packers to practice squad, Aug. 31...Elevated from the practice squad to the active roster for gameday, Sept. 17...Signed from practice squad to active roster, Sept. 24...Released by Packers, Nov. 1...Signed by Packers to practice squad, Nov. 3...Signed from practice squad to active roster, Nov. 15...Released by Packers, Nov. 23...Signed by Packers to practice squad, Nov. 25...Elevated from practice squad to active roster for gameday, Nov. 26...Elevated from practice squad to active roster for gameday, Dec. 3...Signed from practice squad to active roster, Dec. 19.

### PATRICK TAYLOR'S NFL REGULAR-SEASON RUSHING/RECEIVING STATISTICS

DATE	TEAM	RUSHING							RECEIVING				
		GP	GS	NO.	YDS.	AVG.	LG	TD	NO.	YDS.	AVG.	LG	TD
2021	Packers	9	0	23	89	3.9	12	1	2	3	1.5	3	0
2022	Packers	14	0	10	31	3.1	6	0	1	17	17.0	17	0
<b>NFL TOTALS</b>		<b>23</b>	<b>0</b>	<b>33</b>	<b>120</b>	<b>3.6</b>	<b>12</b>	<b>1</b>	<b>3</b>	<b>20</b>	<b>6.7</b>	<b>17</b>	<b>0</b>

### PATRICK TAYLOR'S NFL POSTSEASON RUSHING/RECEIVING STATISTICS

DATE	TEAM	RUSHING							RECEIVING				
		GP	GS	NO.	YDS.	AVG.	LG	TD	NO.	YDS.	AVG.	LG	TD
2021	Packers	1	0	0	0	0.0	0	0	0	0	0.0	0	0
<b>NFL TOTALS</b>		<b>1</b>	<b>0</b>	<b>0</b>	<b>0</b>	<b>0.0</b>	<b>0</b>	<b>0</b>	<b>0</b>	<b>0</b>	<b>0.0</b>	<b>0</b>	<b>0</b>

### SINGLE-GAME HIGHS: RUSHING/RECEIVING

<b>Rush Attempts</b>	11 at Detroit Lions, Jan 09, 2022	<b>Receiving Yards</b>	3 at Detroit Lions, Jan 09, 2022
	6 vs. Minnesota Vikings, Jan 02, 2022	<b>Longest Receptions</b>	17 at Miami Dolphins, Dec 25, 2022
<b>Rushing Yards</b>	53 at Detroit Lions, Jan 09, 2022		3 at Detroit Lions, Jan 09, 2022
	18 vs. Minnesota Vikings, Jan 02, 2022	<b>All-Purpose Yards</b>	56 at Detroit Lions, Jan 09, 2022
<b>Rushing Average</b>	4.8 at Detroit Lions, Jan 09, 2022		18 vs. Minnesota Vikings, Jan 02, 2022
<b>Longest Runs</b>	12 at Detroit Lions, Jan 09, 2022	<b>Most TDs</b>	1 at Detroit Lions, Jan 09, 2022
	11 vs. Minnesota Vikings, Jan 02, 2022	<b>Miscellaneous Tackles</b>	1 at Detroit Lions, Jan 09, 2022
<b>Rushing TDs</b>	1 at Detroit Lions, Jan 09, 2022		
<b>Receptions</b>	2 at Detroit Lions, Jan 09, 2022		

### DID THE PACKERS EVER PAY A FRANCHISE FEE TO THE NFL?

If the Packers ever paid a franchise fee to get into the NFL, there's no record of it at the Ralph Wilson Jr. Pro Football Research and Presentation Center at the Pro Football Hall of Fame or in the Green Bay Packers' corporate records.

The American Professional Football Association (now the NFL) set a fee of \$100 at an organizational meeting on Sept. 17, 1920, according to the official minutes of the meeting. However, no team ever paid it, according to the league's official *Record and Fact Book*.

The Packers were admitted to the APFA on Aug. 27, 1921, and readmitted June 24, 1922, following a five-month expulsion. Curly Lambeau represented the Packers at the 1922 meeting and J. Emmett Clair at the 1921 meeting.

Over the 10 months between meetings, there was no mention in the league minutes of any change to the original fee of \$100 or of the Packers paying a fee, other than a \$1,000 forfeit fee in 1922 as a commitment to follow league rules. On July 28, 1923, NFL owners voted to boost the fee to \$500.

Almost two decades later, *The Milwaukee Journal* and *The Saturday Evening Post* published in-depth histories of the Packers and reported they had paid \$250 to get back into the league in 1922. Then, in 1946, Packers co-founder George Calhoun and author Arch Ward both wrote that Lambeau had paid a \$50 franchise fee in 1922.

Adding to the mystery is a 1922 franchise certificate awarded to Lambeau and the private Green Bay Football Club with \$50 handwritten in the upper left corner. But there's no record of when that notation was made. In fact, when the *Green Bay Press-Gazette* published a photo of the certificate in 1950, the \$50 notation wasn't visible.

In other words, the question of whether the Packers ever paid a franchise fee goes unanswered.

## 2022 GXG REGULAR SEASON (PACKERS)

DATE	OPPONENT	P/S	RUSHING					RECEIVING				
			NO.	YDS.	AVG.	LG	TD	NO.	YDS.	AVG.	LG	TD
09/11	at Vikings							PRACTICE SQUAD				
09/18	Bears	P	0	0	0.0	0	0	0	0	0.0	0	0
09/25	at Buccaneers	P	0	0	0.0	0	0	0	0	0.0	0	0
10/02	Patriots	P	0	0	0.0	0	0	0	0	0.0	0	0
10/09	Giants	P	0	0	0.0	0	0	0	0	0.0	0	0
10/16	Jets	P	0	0	0.0	0	0	0	0	0.0	0	0
10/23	at Commanders	P	0	0	0.0	0	0	0	0	0.0	0	0
10/30	at Bills	P	0	0	0.0	0	0	0	0	0.0	0	0
11/06	at Lions							PRACTICE SQUAD				
11/13	Cowboys							PRACTICE SQUAD				
11/17	Titans	P	0	0	0.0	0	0	0	0	0.0	0	0
11/27	at Eagles	P	0	0	0.0	0	0	0	0	0.0	0	0
12/04	at Bears	P	1	6	6.0	6	0	0	0	0.0	0	0
12/19	Rams	P	4	15	3.8	6	0	0	0	0.0	0	0
12/25	at Dolphins	P	0	0	0.0	0	0	1	17	17.0	17	0
01/01	Vikings	P	5	10	2.0	3	0	0	0	0.0	0	0
01/08	Lions	P	0	0	0.0	0	0	0	0	0.0	0	0
<b>2022 TOTALS</b>		<b>14-0</b>	<b>10</b>	<b>31</b>	<b>3.1</b>	<b>6</b>	<b>0</b>	<b>1</b>	<b>17</b>	<b>17.0</b>	<b>17</b>	<b>0</b>

## 2021 GXG REGULAR SEASON (PACKERS)

DATE	OPPONENT	P/S	RUSHING					RECEIVING				
			NO.	YDS.	AVG.	LG	TD	NO.	YDS.	AVG.	LG	TD
09/12	at Saints							PRACTICE SQUAD				
09/20	Lions							PRACTICE SQUAD				
09/26	at 49ers							PRACTICE SQUAD				
10/03	Steelers							PRACTICE SQUAD				
10/10	at Bengals							PRACTICE SQUAD				
10/17	at Bears							PRACTICE SQUAD				
10/24	Football Team							PRACTICE SQUAD				
10/28	at Cardinals							PRACTICE SQUAD				
11/07	at Chiefs	P	0	0	0.0	0	0	0	0	0.0	0	0
11/14	Seahawks	P	2	7	3.5	5	0	0	0	0.0	0	0
11/21	at Vikings	P	4	11	2.8	5	0	0	0	0.0	0	0
11/28	Rams	P	0	0	0.0	0	0	0	0	0.0	0	0
12/12	Bears	P	0	0	0.0	0	0	0	0	0.0	0	0
12/19	at Ravens	P	0	0	0.0	0	0	0	0	0.0	0	0
12/25	Browns	P	0	0	0.0	0	0	0	0	0.0	0	0
01/02	Vikings	P	6	18	3.0	11	0	2	3	1.5	3	0
01/09	at Lions	P	11	53	4.8	12	1	2	3	1.5	3	0
<b>2021 TOTALS</b>		<b>9-0</b>	<b>23</b>	<b>89</b>	<b>3.9</b>	<b>12</b>	<b>1</b>	<b>2</b>	<b>3</b>	<b>1.5</b>	<b>3</b>	<b>0</b>

## 2021 GXG POSTSEASON (PACKERS)

01/22	49ers	P	0	0	0.0	0	0	0	0	0.0	0	0
<b>2021 TOTALS</b>		<b>1-0</b>	<b>0</b>	<b>0</b>	<b>0.0</b>	<b>0</b>	<b>0</b>	<b>0</b>	<b>0</b>	<b>0.0</b>	<b>0</b>	<b>0</b>

## THE FIRST NFL GAME

After playing independently for two seasons, the Packers were admitted to the American Professional Football Association in 1921. A year later, the APFA changed its name to the National Football League.

The Packers played their first official league game Oct. 23, 1921, at Green Bay's Hagemeister Park, and beat the Minneapolis Marines, 7-6.

Late in the fourth quarter, the Marines fumbled a punt at their 35-yard line and Packers end Dave "Jigger" Hayes recovered. Three plays later, with the crowd yelling, "Throw a forward," Buff Wagner made a nearly impossible catch of a Curly Lambeau pass at the Marines' 14-yard line. After the Packers barely picked up a first down, fullback Art Schmaehl took a direct snap and bulled his way for a 4-yard touchdown. Lambeau's extra point proved decisive, but the crowd was already celebrating.

"Cushions went flying in the air while soaring hats were as thick as Green Bay flies on a July night," George Calhoun wrote in his game story.

Minneapolis . . . . . 6 0 0 0 — 6  
Green Bay . . . . . 0 0 0 7 — 7

**Starting lineup**—LE Bill DuMoe, LT Cub Buck, LG James Cook, C Fee Klaus, RG Sammy Powers, RT Jab Murray, RE Dave Hayes, QB Adolph Kliebhan, LHB Grover Malone, RHB Buff Wagner, FB Art Schmaehl.

**Others who played**—G Joe Carey, B Lynn Howard, B Curly Lambeau, B Orlo McLean, E Lyle Wheeler, G Milt Wilson.

## PACKERS FIRSTS

**Game, Win**—Sunday, Oct. 23, 1921, 7-6 victory over Minneapolis Marines, Hagemeister Park, Green Bay.

**Loss**—Oct. 30, 1921, fell 13-3 to Rock Island Independents, Hagemeister Park.

**Touchdown**—Fullback Art Schmaehl, 4-yard run, vs. Minneapolis, Oct. 23, 1921, Hagemeister Park.

**Touchdown Pass**—Curly Lambeau to Bill DuMoe, 35 yards (fake kick) vs. Hammond Pros, Nov. 13, 1921, Hagemeister Park.

**Point After Touchdown**—Curly Lambeau with Cub Buck holding, vs. Minneapolis, Oct. 23, 1921, Hagemeister Park.

## 50 ZACH TOM

OFFENSIVE LINEMAN  
WAKE FOREST

Second NFL Season &gt; Second Packers Season



Ht: 6-4 &gt; Wt: 304 &gt; Born: March 26, 1999 &gt; NFL Games Played/Started: 9/5 &gt; Acquired: D4b-22

## PRO HIGHLIGHTS:

> Played in nine games with five starts as a rookie last season, opening four contests at left tackle and one at left guard.

> Was part of a line that gave up a total of seven sacks in the five games he started in 2022.

> Made his first NFL start at Washington in Week 7, opening at LT in place of an injured David Bakhtiari (knee), becoming the first Green Bay rookie to start a game at LT since Bakhtiari in 2013.

> Selected by the Packers with the second of two picks in the fourth round (No. 140 overall) of the 2022 NFL Draft, becoming the fourth Wake Forest offensive lineman drafted by Green Bay and the first since G Gregg Harris (ninth round, No. 228 overall) in 1987.

**2022 SEASON:** Appeared in nine games with five starts (four at LT, one at LG)...Dressed, but did not play in the other eight contests (Weeks 2-6, 10-12)...**At Minnesota (Sept. 11):** Took over at LG early in the third quarter for an injured Jon Runyan (concussion) and played the final 30 snaps of the game in his NFL debut...**At Washington (Oct. 23):** Made his first NFL start, opening at LT in place of an injured Bakhtiari (knee), becoming the first Green Bay rookie to start a game at LT since Bakhtiari in 2013. Appeared on all 54 snaps as part of a line that did not allow a sack on the afternoon...**At Buffalo (Oct. 30):** Started for the second straight week, this time opening at LG for the first time in his NFL career in place of an injured Elgton Jenkins (foot). Played all 66 snaps as the Packers racked up a season-high 208 yards rushing on 31 carries (6.7 avg.)...**At Detroit (Nov. 6):** Played 45 snaps, taking over at right guard for an injured Runyan (knee) for 13 snaps in the first half and then at LT for an injured Bakhtiari (knee) for the entire second half outside of the final drive (32 snaps)...**At Chicago (Dec. 4):** Started at LT in place of Bakhtiari (illness) and played all 66 snaps. Was part of a line that did not allow a sack of QB Aaron Rodgers and cleared the way for the team's 175 rushing yards and two TDs on 32 carries (5.5 avg.)...**Vs. L.A. Rams (Dec. 19):** Started at LT in place of Bakhtiari (abdomen) and played all 71 snaps as the offense posted season highs in first downs (27) and time of possession (37:19)...**At Miami (Dec. 25):** Started at LT for the third straight game in place of Bakhtiari (abdomen) and appeared on all 66 snaps, helping to protect Rodgers as he threw for 238 yards and a TD on 24-of-38 passing...**Vs. Minnesota (Jan. 1):** Appeared on 55 of 63 snaps on offense, taking over at RT for Yosh Nijman after eight snaps. Played the next 48 offensive snaps at RT before moving to LT for the final seven snaps in place of Bakhtiari with the Packers holding a 41-10 lead...**Vs. Detroit (Jan. 8):** Took over for Nijman at RT for the fifth offensive series and played the final 36 snaps...**2022 Draft:** Selected by the Packers with the second of two picks in the fourth round (No. 140 overall), becoming the fourth Wake Forest offensive lineman drafted by Green Bay and the first since Harris (ninth round, No. 228 overall) in 1987.

**COLLEGE:** Appeared in 48 games with 37 starts (23 at left tackle, 14 at center) over the course of four seasons, including all 36 games over the last three seasons...Played on 3,107 snaps over the course of his career and gave up just two sacks...Was named to the ACC All-Academic Team for each of

## AT A GLANCE ...



- Played in nine games with five starts as a rookie last season, opening four contests at left tackle and one at left guard.
- Was part of a line that gave up a total of seven sacks in the five games he started in 2022.
- Made his first NFL start at Washington in Week 7, opening at LT in place of an injured David Bakhtiari, becoming the first Green Bay rookie to start a game at LT since Bakhtiari in 2013.
- Appeared in 48 games with 37 starts (23 at left tackle, 14 at center) over the course of four seasons at Wake Forest (2018-21), including all 36 games over the last three seasons.
- Played on 3,107 snaps over the course of his collegiate career and gave up just two sacks.
- In 2021, earned second-team All-America honors from *Phil Steele's College Football*, The Athletic and the Football Writers Association of America and earned first-team All-Atlantic Coast Conference recognition from the coaches and media.

his final three seasons (2019-21)...Earned an undergraduate degree in business and enterprise management in spring 2021 and is pursuing a master's degree in business...**Senior season (2021):** Started all 14 games at LT and earned second-team All-America honors from *Phil Steele's College Football*, The Athletic and the Football Writers Association of America...Earned first-team All-ACC honors from the coaches and media...Voted as the Jim Tatum Award winner, given annually to the top senior student-athlete among football players in the conference...Garnered semifinalist recognition for the prestigious William V. Campbell Trophy, an award given by the National Football Foundation to the player with the best combination of academics, community service and on-field performance...Saw action on more than 1,100 plays (1,205) and graded out at 94 percent for the season, including grading out at 90-plus percent in every game...According to Pro Football Focus, registered the highest pass-blocking grade (92.1 percent) of any FBS offensive lineman who played more than 25 snaps...Was part of an offense that became just the 20th ACC team in the college football modern era (post-World War II) to post 500-plus points in a single season...The 574 points scored ranked No. 4 in ACC single-season history, an average of 41.0 points per game that ranked No. 4 in the nation in 2021...Helped the offense score 35-plus points in 12 of 14 games...Helped the team to an 11-3 record, tied for the most wins in a season in school history (2006)...Also helped set a program record with seven league victories...Blocked for QB Sam Hartman, who set single-season school records for passing yards (4,228) and passing TDs (39)...Part of a 70-point effort at Army (Oct. 23), the third-most points in a game in school history and the most ever in a road contest, as the line provided time for Hartman to throw for a career-high 458 yards and five TDs...Was named ACC Offensive Lineman of the Week vs. Duke (Oct. 30) for the first time in his career after helping the Demon Deacons get off to an 8-0 start with a 45-7 win, the best start in program history and the longest winning streak in program history...**Junior season (2020):** Started all nine games at LT and helped the Demon Deacons average 36.0 points per game, the second-best mark in school history...Blocked for an offense that totaled 22 rushing TDs after recording just 18 in 13 games in 2019...Blocked for a rushing attack that recorded six TDs vs. Campbell (Oct. 2),



the second most in a single game in school history...Helped clear the way for RB Kenneth Walker to rush for three TDs at Syracuse (Oct. 31), marking the fifth straight game Walker ran for a TD and the third straight with multiple TDs...**Sophomore season (2019):** Started all 13 games at center and earned honorable mention All-ACC recognition...Was on the field for 1,143 plays, the most snaps on the team...Played a season-high 117 snaps in the opener vs. Utah State (Aug. 30)...Helped the team score a season-best 59 points vs. Louisville (Oct. 12) as the offense finished with a school-record 40 first downs and the second-most yards of total offense (668)...**Redshirt freshman season (2018):** Played in 12 games with one start...Made his collegiate debut in the season opener at Tulane (Aug. 30)... Made his first career start, opening at center, and was on the field for a season-high 84 snaps vs. Towson (Sept. 8).

**PERSONAL:** Given name Zachary Miskom Tom...Born in Baton Rouge, La. ...Older brother, Cameron, was a four-year starter on the offensive line at Southern Miss and has played for the New Orleans Saints (2018, 2020) and Miami Dolphins (2021)...**High school:** Earned first team all-state honors from the Louisiana Sports Writers Association, first-team All-District 5-5A recognition and first-team Class 4A-5A All-Metro honors as a senior as he helped Catholic High School (Baton Rouge, La.) to an unbeaten regular season...Part of an offense that averaged 313 yards and 31.5 points per game...Listed as a three-star prospect by Scout, ESPN and 247 Sports...Was a teammate of Kansas City Chiefs RB Clyde Edwards-Helaire... Also lettered three years in track and field, winning a state title in the shot put as a senior and finishing third in the state as a junior.

**NFL debut:** at Minnesota, 9/11/22  
**First NFL start:** at Washington, 10/23/22

**CAREER TRANSACTIONS**

- 2022 Selected by Green Bay Packers as second of two choices in the fourth round (140th overall) of '22 NFL Draft, April 30... Signed first contract, May 26.

**ZACH TOM'S NFL REGULAR-SEASON STATISTICS**

DATE	TEAM	GP	GS
2022	Packers	9	5
<b>NFL TOTALS</b>		<b>9</b>	<b>5</b>

**ALL-TIME DEFENSIVE TOUCHDOWNS, 1950-2022**

10/01/50	ChiB	R.Steiner	94 int	11/08/81+	NYG	E.Hood	41 int	09/24/06	at Det	M.Manuel	29 int
		W.Dryer	34 int	01/16/83*	at DalC	M.Lee	22 int	10/22/06	at Mia	C.Woodson	23 int
10/14/51	Phi	B.Summerhays	88 int	10/02/83	TB	J.Anderson	27 int	11/27/06	at Sea	A.Hodge	29 fum
11/02/52+	Phi	J.Martinkovic	17 fum			M.Douglass	35 fum	12/31/06	at ChiB	N.Collins	55 int
11/23/52	DalT	A.Loomis	45 int	10/17/83	Was	M.Douglass	22 fum			P.Dendy	30 int
10/18/53	BalC	V.Walker	54 int	09/23/84	at DalC	R.Brown	5 int	10/14/07	Was	C.Woodson	57 fum
11/08/53	at ChiB	B.Dillon	49 int	11/18/84+	LARm	T.Lewis	99 int	11/04/07	at KC	C.Woodson	46 int
12/12/53	at LARm	C.Elliott	17 fum	10/13/85+	Min	T.Lewis	6 fum	09/14/08	at Det	C.Woodson	41 int
10/30/54	at Phi	B.Dillon	42 int	11/10/85	at Min	M.Murphy	50 int			N.Collins	42 int
10/14/56+	BalC	B.Dillon	42 int	12/15/85	at Det	M.Douglass	80 int	09/28/08	at TB	C.Woodson	62 int
11/17/57+	LARm	B.Dillon	55 int	12/20/86	at NYG	K.Stills	58 int	10/19/08	Ind	N.Collins	62 int
09/28/58	ChiB	B.Dillon	37 int	10/28/90+	Min	S.Patterson	9 int			A.Rouse	99 int
11/13/60	DalC	R.Nitschke	43 int	10/27/91	at TB	B.Noble	1 fum	11/09/08	at Min	N.Collins	59 int
10/22/61	at Min	D.Currie	21 int	12/06/92+	Det	T.Bennett	18 fum	11/16/08	ChiB	J.Hunter	54 fum
11/05/61	at BalC	J.Whittenton	41 int	12/20/92	LARm	T.Buckley	33 int	09/20/09	Min	C.Woodson	37 int
09/30/62	ChiB	H.Aderley	50 int	12/26/93	LARd	L.Butler	25 fum	10/05/09	at Cin	C.Matthews	42 fum
11/22/62	at Det	W.Davis	0 fum	01/08/94*	at Det	G.Teague	101 int	11/26/09	at Det	C.Woodson	38 int
10/25/64+	LARm	W.Wood	42 int	11/06/94+	Det	B.Paup	10 int	01/03/10	at Ari	C.Woodson	45 int
11/29/64	at DalC	H.Jordan	60 fum	10/22/95	Min	S.Jones	0 fum	10/03/10	Det	C.Woodson	48 int
09/19/65	at Pit	H.Aderley	35 int	01/06/96*	at SF	C.Newsome	31 fum	10/24/10	Min	D.Bishop	32 int
09/26/65+	BalC	H.Aderley	44 int	09/15/96	SD	L.Butler	90 int	11/07/10	DalC	C.Matthews	62 int
10/03/65	ChiB	L.Caffey	42 int	09/22/96	at Min	G.Koonce	75 int	01/15/11*	at Atl	T.Williams	70 int
11/21/65	at Min	D.Hart	20 fum	11/24/96	at LARm	D.Evans	32 int	01/23/11*	at ChiB	B.Raji	18 int
12/19/65	at SF	H.Aderley	13 int	09/01/97	ChiB	G.Wilkins	1 fum	02/06/11*	Pit	N.Collins	37 int
09/10/66+	BalC	B.Jeter	46 int	10/05/97	TB	G.Wilkins	77 int	10/02/11	Den	C.Woodson	30 int
		L.Caffey	52 int	11/02/97	Det	D.Sharper	50 int	11/06/11	at SD	C.Peprah	40 int
10/16/66	at ChiB	W.Wood	20 int	11/23/97	DalC	D.Sharper	34 fum	11/06/11	at SD	T.Williams	43 int
10/23/66+	Atl	H.Aderley	68 int	12/20/97	Buf	D.Sharper	20 int	12/04/11	at NYG	C.Matthews	38 int
		D.Hart	40 int	09/06/98	Det	L.Butler	32 fum	12/11/11	Oak	E.Walden	5 fum
12/18/66	at LARm	B.Jeter	75 int	11/09/98	at Pit	K.McKenzie	88 fum	11/18/12	at Det	M.Jennings	72 int
10/08/67	at Det	R.Nitschke	20 int	12/27/98	at ChiB	K.McKenzie	33 int	12/09/12	Det	M.Daniels	43 fum
10/30/67	at SILC	H.Aderley	12 int	09/26/99	Min	A.Edwards	26 int	01/12/13*	at SF	S.Shields	52 int
01/14/68*	Oak	H.Aderley	60 int	12/12/99	Car	K.McKenzie	18 fum	09/22/13	at Cin	M.Jennings	24 fum
11/17/68+	NO	T.Brown	22 fum	12/03/00	at ChiB	T.Williams	38 int	11/28/13	at Det	M.Burnett	1 fum
10/26/69	Atl	H.Aderley	80 int	12/23/01	CleB	T.Williams	69 int	10/02/14	Min	J.Peppers	49 int
11/16/69+	Min	D.Hart	85 int	12/30/01	Min	M.McKenzie	38 int	11/09/14	ChiB	C.Hayward	82 int
10/25/70+	Phi	D.Hart	76 int	09/22/02	at Det	M.Anderson	78 int	11/16/14	Phi	J.Peppers	52 int
10/08/72	ChiB	C.Williams	21 fum	10/07/02	at ChiB	K.Gbaja-Biamila	72 int			C.Hayward	49 fum
11/05/72+	SF	K.Ellis	40 int	11/04/02	Mia	D.Sharper	89 int	10/11/15	StLR	Q.Rollins	45 int
11/18/73	at NE	K.Ellis	47 int	11/10/02	Det	M.Anderson	14 int	12/20/15	at DalC	D.Randall	43 int
12/02/73+	NO	J.Carter	42 int	09/14/03	Det	A.Harris	56 int	10/08/17	at DalC	D.Randall	21 int
		A.Matthews	58 int	12/07/03	ChiB	M.McKenzie	90 int	12/03/17	TB	D.Lowy	62 fum
11/24/74	SD	K.Ellis	38 int	01/04/04*	Sea	A.Harris	52 int	12/09/18	Atl	B.Breeland	22 int
10/12/75	at NO	M.McCoy	19 fum	10/17/04	at Det	D.Sharper	36 int	09/20/20	Det	C.Sullivan	7 int
09/12/76	SF	J.Gray	15 int	11/29/04	StLR	A.Carroll	40 fum	11/29/20	Chi	P.Smith	14 fum
11/07/76+	NO	F.Carr	10 int	12/19/04	Jax	M.Hawthorne	34 fum	11/28/21	LAR	R.Douglas	33 int
11/13/77+	LARm	W.Buchanan	29 int	12/19/04	Jax	D.Sharper	15 fum	12/12/21	Chi	R.Douglas	55 int
09/24/78	at SD	W.Buchanan	77 int	01/02/05	at ChiB	D.Sharper	43 int	10/23/22	at Was	D.Campbell	63 int
10/08/78	ChiB	S.Luke	63 int	10/09/05	NO	A.Harris	22 int	01/01/23	Min	D.Savage	75 int
11/11/79+	Min	M.Butler	70 fum			N.Barnett	95 int				

\* - Denotes playoff game + - Milwaukee

# 83 SAMORI TOURE

WIDE RECEIVER  
NEBRASKA

Second NFL Season > Second Packers Season



Ht: 6-1 > Wt: 191 > Born: March 24, 1998 > NFL Games Played/Started: 11/2 > Acquired: D7d-22

## PRO HIGHLIGHTS:

> Appeared in 11 games with two starts as a rookie in 2022 and posted five catches for 82 yards (16.4 avg.) and a TD.

> Posted his first NFL touchdown in Week 8 at Buffalo, hauling in a 37-yard TD pass from QB Aaron Rodgers in the fourth quarter.

> Selected by the Packers with the fourth of four picks in the seventh round (No. 258 overall) of the 2022 NFL Draft, becoming the first wide receiver from the University of Nebraska to be selected by Green Bay since Frank Lockett in 1979 (10th round).

**2022 SEASON:** Appeared in 11 games with two starts and posted five catches for 82 yards (16.4 avg.) and a TD...Was inactive for the first six games (healthy scratch)...**At Washington (Oct. 23):** Made his first career start as the Packers opened with three WRs. Appeared on 19 snaps and posted his first career reception when he hauled in a 4-yard pass from Rodgers in the fourth quarter...**At Buffalo (Oct. 30):** Played 14 snaps on offense and posted his first NFL touchdown, hauling in a 37-yard pass in the end zone from Rodgers with 6:32 remaining in the game...**At Detroit (Nov. 6):** Appeared on 28 snaps and recorded two receptions for 34 yards (17.0 avg.), including a 32-yard grab to the Detroit 17 on fourth-and-2 on the Packers' final drive...**At Chicago (Dec. 4):** Played 12 snaps on offense and posted a 7-yard reception...**2022 Draft:** Selected by the Packers with the fourth of four picks in the seventh round (No. 258 overall), the first wide receiver from the University of Nebraska to be drafted by Green Bay since Lockett in 1979 (10th round).

**COLLEGE:** Played three seasons at the University of Montana (2017-19) and one season at Nebraska (2021), finishing his collegiate career with 201 receptions for 3,386 yards (16.8 avg.) and 25 TDs in 48 games played (34 starts)...Did not play in 2020 due to the fall season being canceled (COVID-19)...Earned his degree in organizational communication...**Senior season (2021):** Appeared in 12 games with nine starts and led the Huskers with 46 receptions for 898 yards (19.5 avg.) and five TDs...Led the Big Ten in yards per reception, the second-best single-season mark (min. 40 rec.) in school history...Ranked No. 6 in the Big Ten with 898 receiving yards and matched the school single-season record with five 100-yard receiving games...Earned third-team All-Big Ten honors from Pro Football Focus and honorable mention from the conference's coaches...Was selected to the Biletnikoff Award Watch List...Posted 63 yards and a TD on eight carries (7.9 avg.) and returned two punts for 9 yards (4.5 avg.)...Registered a season-high eight receptions for 133 yards (16.6 avg.) vs. Fordham (Sept. 4) and added three carries for 35 yards (11.7 avg.), highlighted by his first career rushing TD...Finished with two catches for 136 yards (68.0 avg.) vs. Buffalo (Sept. 11), posting a pair of 68-yard TD receptions...Recorded four receptions for a season-high 150 yards (37.5 avg.) vs. Ohio State (Nov. 6), highlighted by a 72-yard TD catch...Matched the single-season school mark with his fifth 100-yard receiving game of the season, posting seven receptions for 113 yards (16.1 avg.) and a TD at Wisconsin (Nov. 20)...**Junior season (2019):**

## AT A GLANCE ...



- Name is pronounced suh-MORE-ee too-ray.
- Appeared in 11 games with two starts as a rookie in 2022 and posted five catches for 82 yards (16.4 avg.) and a TD.
- Posted his first NFL touchdown in Week 8 at Buffalo, hauling in a 37-yard TD pass from QB Aaron Rodgers in the fourth quarter.
- As a senior at Nebraska in 2021, led the Big Ten in yards per reception (19.5 avg), the second-best single-season mark (min. 40 rec.) in school history, and matched the single-season school record with five 100-yard receiving games.
- As a junior at Montana in 2019, ranked No. 2 in the FCS with a school-record 1,495 receiving yards and 13 TDs on a school-record 87 receptions (17.2 avg.).
- Set a single-game school record with 303 receiving yards vs. Southeast Louisiana in 2019, also topping the mark set by Marshall WR Randy Moss (288 yards vs. Delaware in 1996) for the most receiving yards in an FCS playoff game.

Started all 14 games and ranked No. 2 in the FCS with a school-record 1,495 receiving yards and 13 TDs on a school-record 87 catches (17.2 avg.)...Earned third-team FCS All-America honors from *The Associated Press* and first-team All-Big Sky recognition...Posted six 100-yard receiving games and became the first player in school history to register three games with three-plus TD catches...Closed out the season with 48 catches for 905 yards (18.9 avg.) and 10 TDs in the final six contests...Posted eight catches for 188 yards (23.5 avg.) and a TD vs. Idaho State (Oct. 5)...Caught a career-high three TD passes at Portland State (Nov. 2), finishing with seven receptions for 140 yards (20.0 avg.)...Hauled in eight passes for 193 yards (24.1 avg.) vs. Weber State (Nov. 16), including a season-long 79-yard grab, and matched his career high with three TD grabs...Set a school record with 303 receiving yards and three TDs (tied career high) on 12 catches (25.3 avg.) vs. Southeast Louisiana (Dec. 7), also topping the mark set by Marshall WR Randy Moss (288 yards vs. Delaware in 1996) for the most receiving yards in an FCS playoff game...**Sophomore season (2018):** Played in all 11 contests with 10 starts, catching 37 passes for 440 yards (11.9 avg.) and two TDs...Registered a season-high 105 receiving yards on five grabs (21.0 avg.) at North Dakota (Oct. 12)...**Redshirt freshman season (2017):** Appeared in all 11 games with one start, finishing with 31 catches for 553 yards (17.8 avg.) and five TDs...Posted three receptions of 70-plus yards on the season and also returned 21 kickoffs for 379 yards (18.0 avg.)...Hauled in three passes for 56 yards (18.7 avg.) vs. Valparaiso (Sept. 2) in his collegiate debut, including a 14-yard TD grab late in the third quarter...Registered a season-high five receptions for 111 yards (22.2 avg.) vs. Savannah State (Sept. 16), including a 20-yard TD catch and an 80-yard reception...Posted two catches for 93 yards (46.5 avg.) at Weber State (Oct. 28), highlighted by a career-long 81-yard TD reception early in the fourth quarter.

**PERSONAL:** Given name Samori David Toure...Name is pronounced suh-MORE-ee too-ray...Born in Portland, Ore....**High school:** Was a two-time first-team All-Metro League selection as a wide receiver at Westview High School (Portland, Ore.), also earning first-team All-Metro League honors as a defensive

back as a senior in 2015...Earned honorable mention all-state recognition as a senior...Was a team captain and was named offensive MVP as a senior...Earned third-team All-Metro League honors at DB as a junior in 2014...Also lettered in track, participating in the long jump and the high jump as well as the

100-meter, 200-meter, 400-meter and 4x100-meter events...  
**Community involvement:** Spoke with cadets at the Challenge Academy in Fort McCoy, Wis...Visited schools, read to kids and volunteered at youth football camps while he was in college.

**NFL debut/first start:** at Washington, 10/23/22  
**First NFL touchdown:** at Buffalo, 10/30/22 (37 yards, A.Rodgers)

**CAREER TRANSACTIONS**

- 2022 Selected by Green Bay Packers as fourth of four choices in the seventh round (258th overall) of '22 NFL Draft, April 30...Signed first contract, May 6.

**SAMORI TOURE'S NFL REGULAR-SEASON RECEIVING STATISTICS**

		RECEIVING						
DATE	TEAM	GP	GS	NO.	YDS.	AVG.	LG	TD
2022	Packers	11	2	5	82	16.4	37t	1
<b>NFL TOTALS</b>		<b>11</b>	<b>2</b>	<b>5</b>	<b>82</b>	<b>16.4</b>	<b>37t</b>	<b>1</b>

**SINGLE-GAME HIGHS: RECEIVING**

Receptions	2 at Detroit Lions, Nov 06, 2022 1 at Chicago Bears, Dec 04, 2022 ...2 more at 1.	Receiving TDs	1 at Buffalo Bills, Oct 30, 2022
Receiving Yards	37 at Buffalo Bills, Oct 30, 2022 34 at Detroit Lions, Nov 06, 2022	All-Purpose Yards	37 at Buffalo Bills, Oct 30, 2022 34 at Detroit Lions, Nov 06, 2022
Longest Receptions	37t at Buffalo Bills, Oct 30, 2022 32 at Detroit Lions, Nov 06, 2022	Most TDs	1 at Buffalo Bills, Oct 30, 2022

**2022 GXG REGULAR SEASON (PACKERS)**

		RECEIVING					
DATE	OPPONENT	P/S	NO.	YDS.	AVG.	LG	TD
09/11	at Vikings						INACTIVE
09/18	Bears						INACTIVE
09/25	at Buccaneers						INACTIVE
10/02	Patriots						INACTIVE
10/09	Giants						INACTIVE
10/16	Jets						INACTIVE
10/23	at Commanders	S	1	4	4.0	4	0
10/30	at Bills	P	1	37	37.0	37t	1
11/06	at Lions	P	2	34	17.0	32	0
11/13	Cowboys	P	0	0	0.0	0	0
11/17	Titans	P	0	0	0.0	0	0
11/27	at Eagles	S	0	0	0.0	0	0
12/04	at Bears	P	1	7	7.0	7	0
12/19	Rams	P	0	0	0.0	0	0
12/25	at Dolphins	P	0	0	0.0	0	0
01/01	Vikings	P	0	0	0.0	0	0
01/08	Lions	P	0	0	0.0	0	0
<b>2022 TOTALS</b>		<b>11-2</b>	<b>5</b>	<b>82</b>	<b>16.4</b>	<b>37t</b>	<b>1</b>

**THE LAMBEAU LEAP**

Defensive back LeRoy Butler's spontaneous gesture after scoring a 1993 touchdown has turned into the team's most prominent modern tradition, emulated by many other NFL players. It also symbolizes the team's unique relationship with its fans. No doubt, the initial Lambeau Leap will go down as one of the most memorable moments of Butler's 12-year career.

Butler's leap took place late in a frigid game vs. the Los Angeles Raiders on Dec. 26, 1993, at Lambeau Field. The touchdown gave the Packers a commanding fourth-quarter lead, en route to a 28-0 shutout that clinched a playoff berth, their first of six consecutive postseason trips.

**Chronology of the play:**

- QB Vince Evans completes second-down swing pass to RB Randy Jordan, who takes ball to Raiders' 40-yard line.
- Butler forces fumble, recovered by Reggie White at Raiders' 35.
- White returns ball 10 yards before lateraling to Butler, who covers the remaining 25 yards into the end zone and leaps into arms of fans in south bleachers.



# 7 QUAY WALKER

LINEBACKER  
GEORGIA

Second NFL Season > Second Packers Season



Ht: 6-4 > Wt: 241 > Born: May 8, 2000 > NFL Games Played/Started: 17/16 > Acquired: D1a-22

## PRO HIGHLIGHTS:

> Saw action in all 17 games with 16 starts and led the team in both tackles (119) and solo tackles (73). Was the only NFL rookie with five-plus tackles in 16 games during the 2022 season (Stathead.com).

> Earned All-Rookie team honors from the Pro Football Writers of America, the first Green Bay inside LB to be selected to the team since A.J. Hawk in 2006.

> Led the team, ranked No. 2 among rookies and was tied for No. 6 in the NFL in 2022 with three forced fumbles. It was the most by a Green Bay rookie (per the Elias Sports Bureau) since RB Basil Mitchell in 1999 (three).

> Selected by the Packers with the first of two picks in the first round (No. 22 overall) of the 2022 NFL Draft, the first University of Georgia linebacker to be drafted in the first round since Roquan Smith in 2018 (Chicago, No. 8 overall).

> Became the first inside LB to be selected by the Packers in the first round since Hawk in 2006 (No. 5 overall).

> Appeared in 52 games with 17 starts during his four seasons at Georgia (2018-21), posting 139 tackles (81 solo), five sacks, 11 tackles for a loss, 42 QB pressures, three passes defended and a fumble recovery.

**2022 SEASON:** Played in all 17 games with 16 starts and led the team in both tackles (119) and solo tackles (73)...Finished No. 2 among NFL rookies in tackles, the fifth-most tackles by a Green Bay rookie since 1975 (Johnnie Gray, 123 in 1975 / Nick Barnett, 134 in 2003 / Hawk, 155 in 2006 / Rich Wingo, 166 in 1979)...Posted five-plus tackles in 16 games on the season, the most in the NFL among rookies (Stathead.com)...Led the team, ranked No. 2 among NFL rookies and tied for No. 6 in the league with three forced fumbles, the most by a Green Bay rookie (per Elias) since Mitchell in 1999 (three)...Also posted five tackles for a loss, four QB hits, 1½ sacks, seven passes defended and a fumble recovery he returned 63 yards...Posted two tackles on special teams...**At Minnesota (Sept. 11):** Started in his NFL debut and played 38 snaps on defense before a shoulder injury ended his day in the third quarter. Finished with eight tackles, including a team-high seven solo tackles...**At Tampa Bay (Sept. 25):** Finished No. 4 on the team with five tackles (three solo) and in the final minute of the second quarter, forced a fumble (first of his career) by WR Breshad Perriman at the Green Bay 26 that was recovered by S Darnell Savage...**Vs. New England (Oct. 2):** Tied for No. 2 on the team with seven tackles (four solo) and a tackle for a loss while also recording a tackle on special teams. Early in the second quarter, tracked RB Rhamondre Stevenson to the outside and tackled him for a loss of 2 yards...**At Washington (Oct. 23):** Led the team with a career-best 13 tackles (five solo), two QB hits and a pass defended. Made eight tackles within 3 yards of the line of scrimmage...**At Detroit (Nov. 6):** Played all 62 defensive snaps and posted five tackles, including four solo to tie for the team lead, and a tackle for a loss when he beat a block and took down RB Jamaal Williams for a loss of 2 yards on third-and-1 late in the fourth quarter. It forced a fourth-and-3 that Detroit did not convert...**Vs. Tennessee (Nov. 17):** Finished No. 2 on the team with 11 tackles (seven solo), a QB hit and a tackle for a loss,

## AT A GLANCE ...



- Led the Packers and ranked No. 2 among NFL rookies with 119 total tackles in 2022, the fifth most by a Green Bay rookie since 1975 (Johnnie Gray, 123 in 1975 / Nick Barnett, 134 in 2003 / A.J. Hawk, 155 in 2006 / Rich Wingo, 166 in 1979).
- Led the team, ranked No. 2 among rookies and was tied for No. 6 in the NFL in 2022 with three forced fumbles. It was the most by a Green Bay rookie (per the Elias Sports Bureau) since RB Basil Mitchell in 1999 (three).
- Earned All-Rookie team honors from the Pro Football Writers of America, the first Green Bay inside LB to be selected to the team since Hawk in 2006.
- Started at LB in all 15 games as a senior in 2021, tying for No. 3 on the team with a career-high 67 tackles (39 solo) while adding 5½ tackles for a loss, 1½ sacks and 25 QB pressures. Was part of a Georgia defense that ranked No. 1 in the country in 2021 in points allowed (10.2 ppg), the top mark posted since Alabama (8.2 ppg) in 2011, and helped the Bulldogs win their first national championship since 1980.
- Earned Class 3A first-team all-state honors from the *Atlanta Journal-Constitution* as a senior at Crisp County High School (Cordele, Ga.) in 2017 after posting 76 tackles, 10 tackles for a loss and five passes defended.

and combined with LB Preston Smith to sack QB Ryan Tannehill for a loss of 9 yards on second-and-8 in the first quarter, forcing a third-and-17 the Titans did not convert. It was the first time he was in on a sack...**At Philadelphia (Nov. 27):** Served as the defensive play-caller for the fourth straight week with LB De'Vondre Campbell out due to injury. Posted a team-best 11 tackles (four solo) and recorded his first career fumble recovery. Scooped up a fumble that S Rudy Ford forced on WR A.J. Brown and returned it 63 yards in the second quarter. It tied LB Clay Matthews (2017) as the longest fumble return by a Packer since 2000...**Vs. L.A. Rams (Dec. 20):** Posted five tackles (all solo), a sack, a tackle for a loss, a QB hit, a forced fumble and two passes defended. Took down QB Baker Mayfield just after the two-minute warning for a 9-yard sack in the second quarter, also causing a fumble that the Rams recovered. Only one of his five tackles went beyond 2 yards of the line of scrimmage...**2022 Draft:** Selected by Green Bay with the first of two picks in the first round (No. 22 overall).

**COLLEGE:** Appeared in 52 games with 17 starts during his four seasons at Georgia, posting 139 tackles (81 solo), five sacks, 11 tackles for a loss, 42 QB pressures, three passes defended and a fumble recovery...Majoried in sociology...**Senior season (2021):** Started at LB in all 15 games, tying for No. 3 on the team with a career-high 67 tackles (39 solo) and adding 5½ tackles for a loss, 1½ sacks, 25 QB pressures and three passes defended...Was part of a Georgia defense that ranked No. 1 in the country in points allowed (10.2 ppg), the top mark posted since Alabama (8.2 ppg) in 2011...Helped the Bulldogs rank No. 2 in the nation in both overall defense (267.9 ypg) and run defense (78.9 ypg)...Part of a defense that allowed 10 or fewer points in nine games, including three shutouts...Led the team with a career-high 13 tackles (seven solo) at Florida (Oct. 30), the first double-digit-tackle effort by a Bulldog defender on the season...Led the team with eight tackles (seven solo) and



registered a career-high six QB pressures as the Bulldogs limited the Crimson Tide to just 30 rushing yards on 28 carries (1.1 avg.) vs. Alabama (College Football Playoff Championship, Jan. 10)...**Junior season (2020):** Appeared in all 10 games with two starts, ranking No. 4 on the Bulldogs with 43 tackles (26 solo) while adding two tackles for a loss, a sack and eight QB pressures...Part of a Georgia defense that ranked No. 1 in the nation in rushing defense (72.3 ypg) and No. 12 in total defense (321.0 ypg)...Posted four tackles (one solo) and a season-high three QB pressures vs. Auburn (Oct. 3)...Tied his season high with seven tackles (six solo), highlighted by a fourth-quarter sack of QB Desmond Ridder, and matched his season best with three QB pressures vs. Cincinnati (Peach Bowl, Jan. 1)...**Sophomore season (2019):** Appeared in 13 games as a sophomore, recording 23 tackles (12 solo), 3½ tackles for a loss, a career-high 2½ sacks and nine QB pressures...Was a co-winner of the team's Most Improved Award on defense at the postseason awards gala...Posted a season-high six tackles (three solo), a shared tackle for a loss and two QB pressures vs. Kentucky (Oct. 19)...**Freshman season (2018):** Saw action in all 14 games as a freshman and finished with six tackles (four solo)... Was the co-winner of the team's Special Teams Newcomer of the Year...Posted two tackles (one solo) in his collegiate debut vs. Austin Peay (Sept. 1)...Registered a season-high three tackles (two solo) vs. Georgia Tech (Nov. 24).

**PERSONAL:** Given name Jaquavian Jy'Queese Walker...Born in Conyers, Ga. ...**High school:** Earned Class 3A first-team all-state honors from the *Atlanta Journal-Constitution* as a senior at Crisp County High School (Cordele, Ga.) in 2017 after posting 76 tackles, 10 tackles for a loss and five passes defended... Helped lead Crisp County to a 9-2 record and the second round of the Class 3A state playoffs...Also caught 13 passes for 201 yards (15.5 avg.) and five TDs as a receiver...Was selected to the 2018 Under Armour All-America Game...Was ranked the No. 3 OLB and the No. 6 overall player in the state of Georgia by Rivals.com...Was selected to the High School Butkus Award Watch List in 2017, an award given to the nation's top prep linebacker...Helped lead the Cougars to a program-best 13-1 record and the Class 3A state semifinals as a junior in 2016, finishing with 109 tackles, 19 tackles for a loss, eight sacks and five passes defended...Also was a starter on the basketball team, helping lead them to a region title in 2017...**Community involvement:** Visited with kids at the Wisconsin Children's Hospital in Milwaukee.

**NFL debut:** at Minnesota, 9/11/22  
**First NFL start:** at Minnesota, 9/11/22  
**First NFL sack:** vs. Tennessee, 11/17/22 (R.Tannehill)

**CAREER TRANSACTIONS**

- 2022 Selected by Green Bay Packers with the first of two picks in the first round (22nd overall) of '22 NFL Draft, April 28... Signed first contract, May 6.

**QUAY WALKER'S NFL REGULAR-SEASON DEFENSIVE STATISTICS**

YEAR	TEAM	GP	GS	TACKLES					INTERCEPTIONS					ST			MISC										
				TK	S	A	TFL	YDS	SK	YDS	QBH	NO	YDS	LG	TD	PD	FF	FR	TD	YDS	TK	S	A	FF	FR	S	A
2022	Packers	17	16	119	73	46	5	8	1.5	13.5	4	0	0	0	0	7	3	1	0	63	2	2	0	0	0	0	0
<b>NFL TOTALS</b>		<b>17</b>	<b>16</b>	<b>119</b>	<b>73</b>	<b>46</b>	<b>5</b>	<b>8</b>	<b>1.5</b>	<b>13.5</b>	<b>4</b>	<b>0</b>	<b>0</b>	<b>0</b>	<b>0</b>	<b>7</b>	<b>3</b>	<b>1</b>	<b>0</b>	<b>63</b>	<b>2</b>	<b>2</b>	<b>0</b>	<b>0</b>	<b>0</b>	<b>0</b>	<b>0</b>

**SINGLE-GAME HIGHS: DEFENSIVE**

**Total Tackles** 13 at Washington Commanders, Oct 23, 2022  
 11 at Philadelphia Eagles, Nov 27, 2022  
 ...1 more at 11.

**Solo Tackles** 7 vs. Detroit Lions, Jan 08, 2023  
 7 vs. Tennessee Titans, Nov 17, 2022  
 ...1 more at 7.

**Sacks** 1.0 vs. Los Angeles Rams, Dec 19, 2022  
 0.5 vs. Tennessee Titans, Nov 17, 2022

**Passes Defensed** 2 vs. Los Angeles Rams, Dec 19, 2022  
 1 vs. Minnesota Vikings, Jan 01, 2023  
 ...4 more at 1.

**Forced Fumbles** 1 vs. Los Angeles Rams, Dec 19, 2022  
 1 at Buffalo Bills, Oct 30, 2022  
 ...1 more at 1.

**Fumble Recoveries** 1 at Philadelphia Eagles, Nov 27, 2022

**Tackles For Loss** 1 vs. Tennessee Titans, Nov 17, 2022  
 1 vs. Dallas Cowboys, Nov 13, 2022  
 ...2 more at 1.

**Special Teams Tackles** 1 vs. Tennessee Titans, Nov 17, 2022  
 1 vs. New England Patriots, Oct 02, 2022

**2022 GXG REGULAR SEASON (PACKERS)**

DATE	OPPONENT	P/S	TK	S	A	SK	YDS	INT	PD	FF	FR
09/11	at Vikings	S	8	7	1	0	0	0	0	0	0
09/18	Bears	S	5	3	2	0	0	0	1	0	0
09/25	at Buccaneers	P	5	3	2	0	0	0	0	1	0
10/02	Patriots	S	6	4	2	0	0	0	0	0	0
10/09	Giants	S	8	5	3	0	0	0	0	0	0
10/16	Jets	S	6	3	3	0	0	0	0	0	0
10/23	at Commanders	S	13	6	7	0	0	0	1	0	0
10/30	at Bills	S	5	4	1	0	0	0	0	1	0
11/06	at Lions	S	5	4	1	0	0	0	0	0	0
11/13	Cowboys	S	8	4	4	0	0	0	1	0	0
11/17	Titans	S	11	7	4	0.5	4.5	0	0	0	0
11/27	at Eagles	S	11	4	7	0	0	0	0	0	1
12/04	at Bears	S	7	3	4	0	0	0	0	0	0
12/19	Rams	S	5	5	0	1.0	9.0	0	2	1	0
12/25	at Dolphins	S	1	0	1	0	0	0	1	0	0
01/01	Vikings	S	8	4	4	0	0	0	1	0	0
01/08	Lions	S	7	7	0	0	0	0	0	0	0
<b>2022 TOTALS</b>	<b>17-16</b>		<b>119</b>	<b>73</b>	<b>46</b>	<b>1.5</b>	<b>13.5</b>	<b>0</b>	<b>7</b>	<b>3</b>	<b>1</b>

VETERANS  
 COMMUNITY  
 ADMIN. & COACHES  
 WALKER  
 DRAFT & FREE AGENTS  
 REVIEW  
 RECORDS & HISTORY  
 LAMBEAU FIELD  
 MISC.

# 9 CHRISTIAN WATSON

WIDE RECEIVER  
NORTH DAKOTA STATE

Second NFL Season > Second Packers Season



Ht: 6-4 > Wt: 208 > Born: May 12, 1999 > NFL Games Played/Started: 14/11 > Acquired: D2-22

## PRO HIGHLIGHTS:

- Led the team with seven TD catches last season, the third most in team history by a rookie behind only Billy Howton (13 in 1952) and Max McGee (nine in 1954).
- Became only the third player in franchise history to post seven-plus receiving TDs and multiple rushing TDs in a season, joining Johnny "Blood" McNally (1931) and Don Hutson (1941). Joined Steelers WR Chase Claypool (2020) as the only rookie WRs in NFL history to accomplish that feat.
- Posted eight TDs from scrimmage in Weeks 10-13 last season, tied for the most over a four-game span by a rookie WR in league history (Randy Moss, 1998).
- Posted 41 receptions for 611 yards (14.9 avg.) on the season, tying for No. 1 in the NFL among rookies in TD catches and ranking No. 5 among rookies in receiving yards.
- His 11 starts last season were tied for the most by a Packers rookie WR since 1990 with Greg Jennings (2006) and Davante Adams (2014).
- Had two TD receptions of 50-plus yards (63, 58) in 2022, the first Green Bay rookie to post multiple TD catches of 50-plus yards since Howton (six) in 1952.
- Was tied for No. 1 among NFL rookies in 2022 with three 100-yard receiving games, the second most by a Green Bay rookie in team history (Howton, five in 1952).
- Was selected by the Packers in the second round (No. 34 overall) of the 2022 NFL Draft, a pick obtained from the Minnesota Vikings for the Packers' two second-round selections in 2022 (Nos. 53 and 59 overall).
- Became the highest-drafted wide receiver out of North Dakota State, topping the previous high set by WR Stacy Robinson (second round, No. 46 overall) in 1985.

**2022 SEASON:** Played in 14 games with 11 starts and posted 41 receptions for 611 yards (14.9 avg.) and a team-high seven TDs... Was tied for No. 1 in the NFL among rookies in TD catches and ranked No. 5 among rookies in receiving yards... Had two TD receptions of 50-plus yards (63, 58), the first Green Bay rookie to post multiple TD receptions of 50-plus yards since Howton (six) in 1952... Was tied for No. 1 among NFL rookies with three 100-yard receiving games on the season, the second most by a Green Bay rookie in team history (Howton, five in 1952)... Also had seven carries for 80 yards (11.4 avg.) and two TDs and returned two kickoffs for 35 yards (17.5 avg.)... Became only the third player in franchise history to post seven-plus receiving TDs and multiple rushing TDs in a season, joining McNally (1931) and Hutson (1941)... Became just the second NFL rookie WR to accomplish that feat (Claypool, 2020)... Became just the fourth WR since the 1970 AFL-NFL merger to post 40-plus catches, 600-plus receiving yards, seven-plus receiving TDs and multiple rushing TDs in a season, joining Claypool (2020), Tyreek Hill (2020) and Jerry Rice (1994)... Was inactive (hamstring) for three contests (Weeks 3, 6-7)... **At Minnesota (Sept. 11):** Started and played 40 snaps in his NFL debut, the first rookie WR to start for the Packers in Week 1 since James Jones in 2007. Posted two receptions for 34 yards (17.0 avg.) and a 7-yard run... **Vs. New England (Oct. 2):** Posted his first NFL touchdown, scoring on a 15-yard run early

## AT A GLANCE ...



- Led the team with seven TD catches last season, the third most in team history by a rookie behind only Billy Howton (13 in 1952) and Max McGee (nine in 1954).
- Became only the third player in franchise history to post seven-plus receiving TDs and multiple rushing TDs in a season, joining Johnny "Blood" McNally (1931) and Don Hutson (1941). Joined Steelers WR Chase Claypool (2020) as the only rookie WRs in NFL history to accomplish that feat.
- Posted eight TDs from scrimmage in Weeks 10-13 last season, tied for the most over a four-game span by a rookie WR in league history (Vikings WR Randy Moss, 1998).
- Finished his career at North Dakota State ranked No. 2 in school history (min. 50 rec.) in yards per reception (20.4 avg.) and yards per kickoff return (26.4 avg.), No. 8 in receiving yards (2,140) and No. 10 in receptions (105).
- Earned second-team All-America honors at wide receiver from *The Associated Press* as a senior in 2021 after leading the Bison with a career-high 43 catches for a career-best 801 yards (18.6 avg.) and seven TDs.
- Earned first-team AP All-America recognition at kickoff returner as a junior in 2020 after averaging 33.8 yards on 10 kickoff returns. Was the only FCS player to register two kickoff return TDs (100, 94 yards) in 2020 as he tied the NDSU single-season and career records.

in the second quarter... **Vs. Dallas (Nov. 13):** Started and played 54 of 64 snaps, leading the team with 107 receiving yards and a career-best three TDs on four catches (26.8 avg.). Became the first Green Bay rookie to post 100-plus receiving yards and three receiving TDs in a game since WR James Lofton on Sept. 10, 1978. Tied the single-game team rookie record for receiving TDs as he matched Lofton, Howton (Nov. 27, 1952) and McGee (Oct. 30, 1954). Became the first Packers player with two TD receptions of 35-plus yards in a game (58, 39) since WR Jordy Nelson (73, 40) vs. Chicago on Oct. 9, 2014. His third TD grab, a 7-yarder with 2:29 remaining in regulation, tied the game at 28. Became the first rookie to catch three TD passes against the Cowboys since Moss on Nov. 26, 1998... **Vs. Tennessee (Nov. 17):** Started and played 49 snaps, finishing with four receptions for 48 yards (12.0 avg.) and two TDs as he became the first Green Bay rookie to register multiple TD catches in back-to-back-games since McGee in 1954 (Oct. 30-Nov. 7). His five TD grabs in his last two games matched McGee's mark for the most by a Green Bay rookie over a two-game span and were tied for the most by an NFL rookie over a two-game span since 2000 with Falcons WR Calvin Ridley (2018) and Giants WR Odell Beckham Jr. (2014)... **At Philadelphia (Nov. 27):** Started and played 45 of 49 snaps, leading the team with a career-high 110 receiving yards and a TD on four receptions (27.5 avg.). With nine minutes remaining in the game, caught a short pass over the middle from QB Jordan Love and took it 63 yards for a TD, his longest reception as a pro and the longest by a Green Bay rookie since Jones' 79-yard TD catch at Denver on Oct. 29, 2007... **At Chicago (Dec. 4):** Started and played 61 of 66 snaps, posting three receptions for 48 yards (16.0 avg.) and a TD while adding a 46-yard rushing TD with 1:51 remaining that clinched the win. Became only the second rookie WR in NFL history to post 45-plus rushing yards and a rushing TD and 45-plus receiving yards and a receiving TD in a

game (Joey Galloway on Nov. 12, 1995). His two TDs on the day gave him eight from scrimmage over his last four games, tied for the most over a four-game span by a rookie WR in NFL history (Moss, 1998). Became the first rookie in team history with seven TD catches over a four-game span and the first NFL rookie to do so since Beckham in 2014. Brought his streak of consecutive games with a TD catch to four, the second-longest streak by a rookie in team history behind Howton (five in 1952)... **At Miami (Dec. 25):** Started and played 25 snaps, pacing the team with a career-high six receptions for 49 yards (8.2 avg.). Sustained a hip injury late in the first half that sidelined him for the remainder of the game... **Vs. Detroit (Jan. 8):** Started and played 52 of 60 snaps, leading the team with 104 receiving yards on five receptions (20.8 avg.). Added 12 yards on two carries as he finished the night with a career-high 116 yards from scrimmage... **2022 Draft:** Selected by Green Bay in the second round (No. 34 overall) of the 2022 NFL Draft, a pick obtained from the Minnesota Vikings for the Packers' two second-round selections in 2022 (Nos. 53 and 59 overall). Became the first NDSU player to be drafted by the Packers since RB Tim Mijos (eighth round) in 1970.

**COLLEGE:** Played in 52 games with 31 starts for the Bison, finishing his career with 105 receptions for 2,140 yards (20.4 avg.) and 14 TDs with 392 rushing yards and two TDs on 49 carries (8.0 avg.)... Returned 26 kickoffs for 686 yards (26.4 avg.) and two TDs... Finished his career at NDSU ranked No. 2 in school history (min. 50 rec.) in yards per reception (20.4 avg.) and yards per kickoff return (26.4 avg.), No. 8 in receiving yards (2,140) and No. 10 in receptions (105)... Played for NDSU teams that won the FCS national championship in 2018, 2019 and 2021, with the Bison posting a 52-4 record during his four seasons... Earned his degree in university studies... **Senior season (2021):** Appeared in 12 games with 10 starts, earning second-team All-America honors from *The Associated Press* at WR after leading the team with a career-high 43 catches for a career-best 801 yards (18.6 avg.) and seven TDs... Earned first-team All-Missouri Valley Football Conference recognition as both a WR and an all-purpose player... Ranked No. 2 in the conference in yards per catch... Also carried the ball 15 times for 114 yards (7.6 avg.) and a TD... Returned 10 kickoffs for 227 yards (22.7 avg.), finishing the season with 1,142 all-purpose yards... Was sidelined for three playoff games before returning for the FCS title game... Hauled in three passes for 79 yards (26.3 avg.), including a 67-yard TD grab, and posted a season-long 48-yard kickoff return at Towson (Sept. 18)... Posted a career-high 163 receiving yards on five catches (32.6 avg.) vs. Northern Iowa (Oct. 9), highlighted by a career-long 85-yard TD reception... Hauled in four passes for 91 yards (22.8 avg.) at Youngstown State (Nov. 13), including a 71-yard TD grab... Racked up a season-high 52 rushing yards on three carries (17.3 avg.) vs. South

Dakota (Nov. 20), including a season-long 43-yard TD... **Junior season (2020/21):** Played in 10 games with eight starts, earning first-team All-America recognition as a kickoff returner from *AP, Athlon* and *Phil Steele's College Football*... Averaged 33.8 yards on 10 kickoff returns and was the only FCS player to register two kickoff return TDs (100, 94 yards) on the season as he tied the NDSU single-season and career records... Led the team with 19 receptions for 442 yards (23.2 avg.) and a TD... Added 116 rushing yards on 21 carries (5.5 avg.) to finish with a team-high 896 all-purpose yards... Posted a season-high 93 yards on four receptions (23.3 avg.) vs. Illinois State (March 13)... Accounted for 229 all-purpose yards on his way to earning MVFC Offensive Player of the Week honors at Northern Iowa (April 10), posting two receptions for 86 yards (43.0 avg.) and a 100-yard kickoff return for a TD... Scored on a 94-yard kickoff return in an NCAA quarterfinal game at Sam Houston (May 2)... **Sophomore season (2019):** Played in all 16 games with 11 starts, leading the team with 34 receptions for 732 yards (21.5 avg.) and six TDs on his way to earning second-team All-MVFC honors... Ranked No. 2 in the conference in yards per reception and No. 3 in receiving yards... Carried the ball 13 times for 162 yards (12.5 avg.) and a TD and returned four kickoffs for 70 yards (17.5 avg.)... Posted a 69-yard TD reception at Youngstown State (Nov. 2)... Registered a season-high 121 receiving yards on four grabs (30.3 avg.) vs. Western Illinois (Nov. 9), including a 51-yard TD catch... Recorded a career-high seven receptions for 107 yards (15.3 avg.) in an NCAA quarterfinal win vs. Illinois State (Dec. 14)... Scored TDs on back-to-back offensive plays in the NCAA semifinal victory vs. Montana State (Dec. 21) with a 75-yard reception and a career-long 70-yard run bookending a Montana State three-and-out... **Redshirt freshman season (2018):** Appeared in 14 games with two starts, catching nine passes for 165 yards (18.3 avg.) and returning two kickoffs for 51 yards (25.5 avg.)... Posted a season-long 48-yard reception vs. Southern Illinois (Nov. 17).

**PERSONAL:** Given name Christian Justus Watson... Born in Phoenix, Ariz. ... His father, Tim, was drafted by the Packers in the sixth round of the 1993 NFL Draft and went on to play defensive back for the Kansas City Chiefs (1993-95), N.Y. Giants (1995) and Philadelphia Eagles (1997)... His older brother, Tre, played linebacker at the University of Illinois (2015-17) and the University of Maryland (2018)... **High school:** Averaged 17.1 yards per catch with eight receiving TDs as a senior at H.B. Plant High School (Tampa, Fla.), helping his team to a 13-1 record and a state runner-up finish in 2016... Posted 587 all-purpose yards as a senior... Was a two-year letterman, playing WR and safety... Also competed in track and field, participating in the long jump and triple jump as well as the 200-meter and 4x100-meter events... **Community involvement:** Visited schools and volunteered at camps for kids and with food drives while in college.

**NFL debut/first start:** at Minnesota, 9/11/22  
**First NFL touchdown:** vs. New England, 10/2/22 (15-yard run)  
**First NFL TD reception:** vs. Dallas, 11/13/22 (58 yards, A. Rodgers)

**CAREER TRANSACTIONS**

- 2022 Selected by Green Bay Packers in the second round (34th overall) of '22 NFL Draft, April 29 (pick obtained from Minnesota for Packers' two second-round choices)... Signed first contract, July 20.

**RETIRED NUMBERS, BY FRANCHISES WITH MOST CHAMPIONSHIPS, BY SPORT**

Retired Numbers	Franchise	League	World Championships
23	Boston Celtics	National Basketball Association	17
*22	New York Yankees	Major League Baseball	27
**15	Montreal Canadiens	National Hockey League	24
6	Green Bay Packers	National Football League	13

\*Includes No. 42, which was retired for Brooklyn's Jackie Robinson (leaguewide), but also for New York's Mariano Rivera  
 \*\*Does not include Wayne Gretzky (No. 99 retired leaguewide)

## CHRISTIAN WATSON'S NFL REGULAR-SEASON RUSHING/RECEIVING STATISTICS

DATE	TEAM	GP	GS	RECEIVING					RUSHING				
				NO.	YDS.	AVG.	LG	TD	NO.	YDS.	AVG.	LG	TD
2022	Packers	14	11	41	611	14.9	63t	7	7	80	11.4	46t	2
NFL TOTALS		14	11	41	611	14.9	63t	7	7	80	11.4	46t	2

## CHRISTIAN WATSON'S NFL REGULAR-SEASON RETURN STATISTICS

DATE	TEAM	KICKOFF RETURNS					PUNT RETURNS					
		RET.	YDS.	AVG.	LG	TD	NO.	FC	YDS.	AVG.	LG	TD
2022	Packers	2	35	17.5	18	0	0	0	0	0.0	0	0
NFL TOTALS		2	35	17.5	18	0	0	0	0	0.0	0	0

## SINGLE-GAME HIGHS: RUSHING/RECEIVING

Rush Attempts 2 vs. Detroit Lions, Jan 08, 2023  
1 at Chicago Bears, Dec 04, 2022  
...4 more at 1.

Rushing Yards 46 at Chicago Bears, Dec 04, 2022  
15 vs. New England Patriots, Oct 02, 2022

Longest Runs 46t at Chicago Bears, Dec 04, 2022  
15t vs. New England Patriots, Oct 02, 2022

Receptions 6 at Miami Dolphins, Dec 25, 2022  
5 vs. Detroit Lions, Jan 08, 2023

Receiving Yards 110 at Philadelphia Eagles, Nov 27, 2022  
107 vs. Dallas Cowboys, Nov 13, 2022

Receiving Average 27.5 at Philadelphia Eagles, Nov 27, 2022  
26.8 vs. Dallas Cowboys, Nov 13, 2022

Longest Receptions 63t at Philadelphia Eagles, Nov 27, 2022  
58t vs. Dallas Cowboys, Nov 13, 2022

Receiving TDs 3 vs. Dallas Cowboys, Nov 13, 2022  
2 vs. Tennessee Titans, Nov 17, 2022

All-Purpose Yards 116 vs. Detroit Lions, Jan 08, 2023  
110 at Philadelphia Eagles, Nov 27, 2022

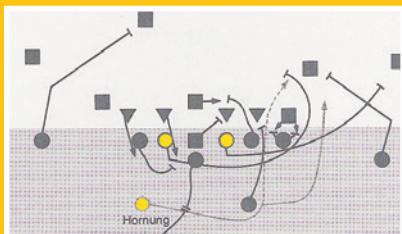
## 2022 GXG REGULAR SEASON (PACKERS)

DATE	OPPONENT	P/S	RECEIVING					RUSHING				
			NO.	YDS.	AVG.	LG	TD	NO.	YDS.	AVG.	LG	TD
09/11	at Vikings	S	2	34	17.0	25	0	1	7	7.0	7	0
09/18	Bears	P	3	9	3.0	9	0	0	0	0.0	0	0
09/25	at Buccaneers											
10/02	Patriots	P	1	8	8.0	8	0	1	15	15.0	15t	1
10/09	Giants	P	1	1	1.0	1	0	1	-3	-3.0	-3	0
10/16	Jets											
10/23	at Commanders											
10/30	at Bills	S	1	12	12.0	12	0	0	0	0.0	0	0
11/06	at Lions	S	2	24	12.0	18	0	0	0	0.0	0	0
11/13	Cowboys	S	4	107	26.8	58t	3	0	0	0.0	0	0
11/17	Titans	S	4	48	12.0	18	2	1	3	3.0	3	0
11/27	at Eagles	S	4	110	27.5	63t	1	0	0	0.0	0	0
12/04	at Bears	S	3	48	16.0	19	1	1	46	46.0	46t	1
12/19	Rams	S	4	46	11.5	15	0	0	0	0.0	0	0
12/25	at Dolphins	S	6	49	8.2	20	0	0	0	0.0	0	0
01/01	Vikings	S	1	11	11.0	11	0	0	0	0.0	0	0
01/08	Lions	S	5	104	20.8	45	0	2	12	6.0	6	0
2022 TOTALS		14-11	41	611	14.9	63t	7	7	80	11.4	46t	2

## THE LOMBARDI SWEEP

Vince Lombardi was fond of saying: "Every football team eventually arrives at a lead play. It becomes the team's bread-and-butter play ... My No. 1 play has been the power sweep, sometimes called the Lombardi Sweep." The call in the huddle was Red Right 49, and the play unfolded with the halfback – Paul Hornung (No. 5) when he was in his prime – carrying the ball around right end following his pulling guards, Jerry Kramer (64) and Fuzzy Thurston (63).

Companion plays in Lombardi's offense included the weak-side sweep with the fullback as the ball carrier and also the halfback option pass.







# ERIC WILSON 45

LINEBACKER  
CINCINNATI

Seventh NFL Season > Second Packers Season

Ht: 6-1 > Wt: 230 > Born: September 26, 1994 > NFL Games Played/Started: 91/27 > Acquired: FA-22 (PS-NO)

## PRO HIGHLIGHTS:

- > Played in 13 games for the Packers last season and was tied for No. 1 on the team with a career-high 13 tackles on special teams.
- > According to TruMedia, 12 of his 13 tackles came on kickoff coverage, No. 1 on the team and tied for No. 3 in the NFL in 2022.
- > In his first six seasons in the NFL, appeared in 91 regular-season games with 27 starts for the Minnesota Vikings (2017-20), Philadelphia Eagles (2021), Houston Texans (2021) and Packers (2022), recording 258 tackles (138 solo), nine sacks, four interceptions, nine passes defended, a forced fumble and two fumble recoveries.
- > Posted 39 special teams tackles from 2017-22, good for No. 11 in the NFL among linebackers over that span.
- > According to TruMedia, was one of only four players in the NFL to post 250-plus tackles on defense and 35-plus tackles on special teams from 2017-22.
- > Played in every game during his four seasons with Minnesota (2017-20), the only player on the Vikings to appear in all 64 regular-season contests over that span.
- > Started a career-high 15 games for the Vikings in 2020 and posted career bests in tackles (121), sacks (three) and interceptions (three), the only player in the NFL to register 100-plus tackles, three-plus sacks and three-plus INTs in 2020.
- > Entered the league as an undrafted free agent with the Minnesota Vikings on May 1, 2017.

**2022 SEASON:** Played in the final 13 games for the Packers, tying for No. 1 on the team with a career-high 13 tackles on special teams...According to TruMedia, 12 of his 13 tackles came on kickoff coverage, No. 1 on the team and tied for No. 3 in the NFL...Added four tackles (two solo) and a sack on defense...Was signed by Green Bay off the Saints' practice squad on Oct. 4...**Vs. N.Y. Jets (Oct. 16):** Appeared on 17 special teams snaps and forced a 6-yard punt early in the second quarter after getting a piece of P Braden Mann's punt...**At Buffalo (Oct. 30):** Saw his most significant action on defense as a Packer with LBs Quay Walker (ejected) and De'Vondre Campbell (knee) out of the game. Played 23 snaps and recorded three tackles (two solo) and a sack, pushing QB Josh Allen out of bounds for a 2-yard loss with 17 seconds left in the first half. Also added a tackle on special teams...**At Detroit (Nov. 6):** Led the team with a career-high three tackles on special teams...**At Chicago (Dec. 4):** Registered a team-high two special teams tackles...**Vs. Detroit (Jan. 8):** Tied for the team lead with two tackles on special teams.

**2021:** Started the season with the Eagles, appearing in seven games with two starts before being released...Went on to play in seven games for the Texans, where he played mostly on special teams...For the season, totaled 44 tackles (19 solo), a tackle for a loss, a QB hit and an INT...Added two tackles on special teams...**At Atlanta (Sept. 12):** Started the season opener and played 61 snaps, tying for the team lead with eight tackles (two solo)...**Vs. San Francisco (Sept. 19):** Appeared on 48 snaps on defense and posted 10 tackles (five solo), in-

## AT A GLANCE ...



- Was signed by Green Bay off the New Orleans Saints' practice squad on Oct. 4, 2022, and went on to tie for the team lead with a career-high 13 tackles on special teams in 13 games played.
- In his first six seasons in the NFL, appeared in 91 regular-season games with 27 starts for the Minnesota Vikings (2017-20), Philadelphia Eagles (2021), Houston Texans (2021) and Packers (2022), recording 258 tackles (138 solo), nine sacks, four interceptions, nine passes defended, two forced fumbles and three fumble recoveries.
- Posted 39 special teams tackles from 2017-22, good for No. 11 in the NFL among linebackers over that span.
- According to TruMedia, was one of only four players in the NFL to post 250-plus tackles on defense and 35-plus tackles on special teams from 2017-22.
- Started a career-high 15 games for the Vikings in 2020 and posted career bests in tackles (121), sacks (three) and INTs (three), the only player in the NFL to register 100-plus tackles, three-plus sacks and three-plus INTs in 2020.
- Played in 38 games with 24 starts in his three seasons at the University of Cincinnati, earning first-team All-American Athletic Conference honors as a senior and recording 265 tackles (129 solo), 14½ tackles for loss, three sacks, four passes defended, three forced fumbles and seven fumble recoveries during his career.

cluding four third-down stops with three of them preventing a first down...**Vs. Kansas City (Oct. 3):** Started and played 49 snaps, leading the Eagles with a season-high 11 tackles (six solo) along with a QB hit and an INT. Picked off a QB Patrick Mahomes pass intended for TE Travis Kelce over the middle in the third quarter, returning the interception 7 yards to the Kansas City 49.

**2020:** Played in all 16 games with a career-high 15 starts... Led the Vikings with a career-best 121 tackles, also setting career highs for solo tackles (62), sacks (three), tackles for a loss (eight), QB hits (nine), INTs (three), passes defended (eight), forced fumbles (one) and fumble recoveries (two)...Was the only player in the NFL to register 100-plus tackles, three-plus sacks and three-plus INTs on the season and the first Viking to hit all of those marks in a season since LB Chad Greenway in 2013...**At Indianapolis (Sept. 20):** Recorded seven tackles (five solo), a tackle for a loss and an INT along with a tackle on special teams. Picked off a QB Phillip Rivers pass on the opening play of the second quarter in the red zone after it was tipped by S Harrison Smith...**Vs. Tennessee (Sept. 27):** Posted seven tackles (four solo) and a sack, bringing down WR Adam Humphries for no gain as he was attempting a pass late in the fourth quarter...**At Seattle (Oct. 11):** Posted six tackles (four solo), a sack, two tackles for a loss, a season-high three QB hits and an INT, picking off a QB Russell Wilson pass intended for RB Chris Carson and returning it 7 yards to midfield with 5:45 left in the game...**At Green Bay (Nov. 1):** Tallied four tackles (two solo) and a fumble recovery, scooping up a QB Aaron Rodgers fumble on the final play of the game after he was sacked by DL D.J. Wonnum and returning it 4 yards to the Minnesota 28 to seal the win...**Vs. Detroit (Nov. 8):** Led the team with a career-high 13 tackles (eight solo), a half-sack and an INT, picking off

VETERANS

COMMUNITY

ADMIN. & COACHES

WILSON

DRAFT & FREE AGENTS

2022 REVIEW

RECORDS & HISTORY

LAMBREAU FIELD

MISC.

a QB Matthew Stafford pass intended for TE T.J. Hockenson late in the third quarter and returning it 16 yards to the Minnesota 28...**Vs. Chicago (Dec. 20):** Played all 64 defensive snaps, leading the team with 11 tackles (five solo), a tackle for a loss and a pass defended...**At Detroit (Jan. 3):** Recorded seven tackles (four solo) and two tackles for a loss, bringing down RB D'Andre Swift for pair of 1-yard losses on runs.

**2019:** Appeared in all 16 games with six starts and finished with 57 tackles (32 solo), three sacks, six tackles for a loss and five QB hits... Added five tackles and a fumble recovery on special teams... Also started both postseason contests, recording 13 tackles (nine solo) and a QB hit...**Vs. Oakland (Sept. 22):** Played all 59 snaps, posting 11 tackles (seven solo) and a career-high two sacks. Both of his sacks of QB Derek Carr came on third down, the first one forcing a punt in the first quarter and the second one forcing a 51-yard FG attempt by K Daniel Carlson midway through the fourth quarter that hit the right upright...**Vs. Denver (Nov. 17):** Registered four tackles (three solo), including a stop of RB Phillip Lindsay for a 1-yard loss midway through the second quarter. Recovered a fumble on a muffed punt return by CB Mike Hughes early in the fourth quarter, retaining the ball for Minnesota at its own 38...**Vs. Chicago (Dec. 29):** Played all 75 snaps and led the team with a season-high 12 tackles (seven solo), a sack and two tackles for a loss. Sacked QB Mitchell Trubisky for an 8-yard loss midway through the second quarter and brought down RB Tarik Cohen for a 2-yard loss on a run up the middle two plays later...**At San Francisco (NFC Divisional, Jan. 20):** Started and played 41 snaps, leading the team and setting his postseason career high with 10 tackles (seven solo) and a QB hit.

**2018:** Appeared in all 16 games with four starts and finished with 32 tackles (23 solo), four tackles for a loss, five QB hits and 10 special teams tackles...**At Chicago (Nov. 18):** Started and played 57 snaps, recording seven tackles (five solo), a sack and two QB hits. Brought down Trubisky for a 5-yard loss midway through the first quarter...**At Detroit (Dec. 23):** Started and played 72 of 75 snaps, posting seven tackles (six solo), a sack and a season-high three QB hits while adding two special teams tackles. Sacked Stafford for an 8-yard loss on fourth down with 6:30 left in the game...**Vs. Chicago (Dec. 30):** Started and played 67 of 68 defensive snaps, pacing the team with a season-high nine tackles (five solo) and a tackle on special teams.

**2017:** Appeared in all 16 games, recording eight tackles and a forced fumble on special teams... Also played in both postseason contests, recording a tackle...**At Pittsburgh (Sept. 17):** Posted a season-best two special teams tackles, including a stop of WR JuJu Smith-Schuster at the Pittsburgh 15 on a third-quarter kickoff return...**Vs. Cincinnati (Dec. 17):** Tied his season high with two tackles on special teams and forced WR Alex Erickson to fumble on a second-quarter punt return that Erickson recovered...**2017 Draft:** Signed with the Vikings as an undrafted free agent on May 1.

**COLLEGE:** Played in 38 games with 24 starts in his three seasons with the Bearcats, recording 265 tackles (129 solo), 14½ tackles for loss, three sacks, four passes defended, three forced fumbles and seven fumble recoveries... Transferred to Cincinnati after redshirting at Northwestern in 2012... Earned his degree in sports management...**Senior season (2016):** Earned first-team All-American Athletic Conference honors and was the Claude Rust Award winner as the team's MVP... Finished with a team-high 129 tackles (60 solo), 7½ tackles for a loss, three sacks, a forced fumble, two fumble recoveries and a pass defended... Registered a team-high 15 tackles (solo), two sacks, three tackles for a loss and a pass defended in the season opener vs. UT Martin (Sept. 1)... Recorded a season-high 16 tackles (seven solo) and a fumble recovery vs. East Carolina (Oct. 22)...**Junior season (2015):** Played in 13 games with 12 starts and earned second-team All-AAC honors after recording a team-best 106 tackles (51 solo), 3½ tackles for a loss, a forced fumble, two fumble recoveries, two QB hits and two passes defended... Posted a career-high 18 tackles (nine solo) and a pass defended vs. Miami of Ohio (Sept. 19)... Registered a team-high eight tackles (five solo), a tackle for a loss, a fumble recovery and a pass defended at Memphis (Sept. 24)...**Sophomore season (2014):** Appeared in all 13 games and totaled 30 tackles (18 solo), 3½ tackles for a loss, a forced fumble, three fumble recoveries (tied for No. 2 on the team) and two QB hits... Recovered his first career fumble vs. Toledo (Sept. 12) and added two tackles (one solo) in his Bearcat debut... Posted a season-high five tackles (four solo) and a tackle for a loss at Ohio State (Sept. 27)... Jumped on a muffed punt in the end zone for a touchdown midway through the second quarter to go along with four tackles (three solo) and a tackle for a loss at Tulane (Oct. 31)... Recovered another muffed punt at Connecticut (Nov. 22) along with two tackles (both assisted) and a QB hit...**Freshman season (2013):** Joined the Bearcats in August and sat out the 2013 season due to NCAA transfer regulations after redshirting at Northwestern in 2012.

**PERSONAL:** Name Eric André Wilson... Born in Cleveland, Ohio...**High school:** Earned all-state, all-conference and all-metro honors at Lee M. Thurston High School (Redford, Mich.) after recording 64 tackles and four sacks as a senior... Played both sides of the ball and was named team MVP... Was part of a Thurston team that won four consecutive conference titles and was the 2010 district champion... Earned All-Midwest recognition from *SuperPrep*... Lettered four years in track, three years in football and one year in basketball... Captained both the football and track teams... Won a state title in the long jump in 2012.

**NFL debut:** vs New Orleans, 9/11/17

**First start:** vs Detroit, 11/4/18

**First sack:** at Chicago, 11/18/18 (M.Trubisky)

**First interception:** at Indianapolis, 9/20/20 (P.Rivers)

### CAREER TRANSACTIONS

- 2017 Signed by Minnesota Vikings as undrafted free agent, May 1.
- 2020 Re-signed by Vikings as restricted free agent, May 8.
- 2021 Signed by Philadelphia Eagles as unrestricted free agent, April 14... Waived by Eagles, Nov. 3... Claimed off waivers by Houston Texans, Nov. 4... Placed on reserve/COVID-19, Dec. 22... Activated off reserve/COVID-19, Dec. 29.
- 2022 Signed by New Orleans Saints as free agent, May 16... Released by Saints, Aug. 30... Signed by Saints to practice squad, Aug. 31... Signed to Green Bay Packers' active roster from Saints' practice squad, Oct. 4.
- 2023 Re-signed by Packers as unrestricted free agent, March 27.



## 2020 GXG REGULAR SEASON (VIKINGS)

DATE	OPPONENT	P/S	TK	S	A	SK	YDS	INT	PD	FF	FR	
09/13	Packers	S	3	3	0	0.0	0.0	0	0	1	0	
09/20	at Colts	P	7	5	2	0.0	0.0	1	1	0	0	
09/27	Titans	S	7	4	3	1.0	0.0	0	0	0	0	
10/04	at Texans	S	9	3	6	0.0	0.0	0	0	0	0	
10/11	at Seahawks	S	6	4	2	1.0	9.0	1	1	0	0	
10/18	Falcons	S	4	0	4	0.0	0.0	0	0	1	0	
11/01	at Packers	S	4	2	2	0.0	0.0	0	0	1	0	
11/08	Lions	S	13	8	5	0.5	2.0	1	1	0	0	
11/16	at Bears	S	7	4	3	0.5	3.5	0	1	0	0	
11/22	Cowboys	S	9	4	5	0.0	0.0	0	0	0	0	
11/29	Panthers	S	9	4	5	0.0	0.0	0	0	0	0	
12/06	Jaguars	S	11	4	7	0.0	0.0	0	1	0	0	
12/13	at Buccaneers	S	5	2	3	0.0	0.0	0	1	0	0	
12/20	Bears	S	11	5	6	0.0	0.0	0	0	0	0	
12/25	at Saints	S	9	6	3	0.0	0.0	0	2	0	0	
01/03	at Lions	S	7	4	3	0.0	0.0	0	0	0	0	
<b>2020 TOTALS</b>			<b>16-15</b>	<b>121</b>	<b>62</b>	<b>59</b>	<b>3.0</b>	<b>14.5</b>	<b>3</b>	<b>8</b>	<b>1</b>	<b>2</b>

## 2018 GXG REGULAR SEASON (VIKINGS)

DATE	OPPONENT	P/S	TK	S	A	SK	YDS	INT	PD	FF	FR	
09/09	49ers	P	0	0	0	0.0	0.0	0	0	0	0	
09/16	at Packers	P	0	0	0	0.0	0.0	0	0	0	0	
09/23	Bills	P	0	0	0	0.0	0.0	0	0	0	0	
09/27	at Rams	P	0	0	0	0.0	0.0	0	0	0	0	
10/07	at Eagles	P	0	0	0	0.0	0.0	0	0	0	0	
10/14	Cardinals	P	0	0	0	0.0	0.0	0	0	0	0	
10/21	at Jets	P	0	0	0	0.0	0.0	0	0	0	0	
10/28	Saints	P	1	0	1	0.0	0.0	0	0	0	0	
11/04	Lions	S	6	5	1	0.0	0.0	0	0	0	0	
11/18	at Bears	S	7	5	2	1.0	5.0	0	0	0	0	
11/25	Packers	P	0	0	0	0.0	0.0	0	0	0	0	
12/02	at Patriots	P	0	0	0	0.0	0.0	0	0	0	0	
12/10	at Seahawks	P	0	0	0	0.0	0.0	0	0	0	0	
12/16	Dolphins	P	2	2	0	0.0	0.0	0	0	0	0	
12/23	at Lions	S	7	6	1	1.0	8.0	0	0	0	0	
12/30	Bears	S	9	5	4	0.0	0.0	0	0	0	0	
<b>2018 TOTALS</b>			<b>16-4</b>	<b>32</b>	<b>23</b>	<b>9</b>	<b>2.0</b>	<b>13.0</b>	<b>0</b>	<b>0</b>	<b>0</b>	<b>0</b>

## 2019 GXG REGULAR SEASON (VIKINGS)

DATE	OPPONENT	P/S	TK	S	A	SK	YDS	INT	PD	FF	FR	
09/08	Falcons	P	1	0	1	0.0	0.0	0	0	0	0	
09/15	at Packers	S	4	3	1	0.0	0.0	0	0	0	0	
09/22	Raiders	S	11	7	4	2.0	16.0	0	0	0	0	
09/29	at Bears	P	0	0	0	0.0	0.0	0	0	0	0	
10/06	at Giants	P	2	0	2	0.0	0.0	0	0	0	0	
10/13	Eagles	P	1	1	0	0.0	0.0	0	0	0	0	
10/20	at Lions	S	1	0	1	0.0	0.0	0	0	0	0	
10/24	Redskins	P	0	0	0	0.0	0.0	0	0	0	0	
11/03	at Chiefs	P	0	0	0	0.0	0.0	0	0	0	0	
11/10	at Cowboys	P	1	1	0	0.0	0.0	0	0	0	0	
11/17	Broncos	P	4	3	1	0.0	0.0	0	0	0	0	
12/02	at Seahawks	P	9	3	6	0.0	0.0	0	0	0	0	
12/08	Lions	P	1	1	0	0.0	0.0	0	0	0	0	
12/15	at Chargers	S	2	0	2	0.0	0.0	0	0	0	0	
12/23	Packers	S	8	6	2	0.0	0.0	0	0	0	0	
12/29	Bears	S	12	7	5	1.0	8.0	0	0	0	0	
<b>2019 TOTALS</b>			<b>16-6</b>	<b>57</b>	<b>32</b>	<b>25</b>	<b>3.0</b>	<b>24.0</b>	<b>0</b>	<b>0</b>	<b>0</b>	<b>0</b>

## 2019 GXG POSTSEASON (VIKINGS)

01/05	at Saints	S	3	2	1	0.0	0.0	0	0	0	0	
01/11	at 49ers	S	10	7	3	0.0	0.0	0	0	0	0	
<b>2019 TOTALS</b>			<b>2-2</b>	<b>13</b>	<b>9</b>	<b>4</b>	<b>0.0</b>	<b>0</b>	<b>0</b>	<b>0</b>	<b>0</b>	<b>0</b>

## 2017 GXG REGULAR SEASON (VIKINGS)

DATE	OPPONENT	P/S	TK	S	A	SK	YDS	INT	PD	FF	FR	
09/11	Saints	P	0	0	0	0.0	0.0	0	0	0	0	
09/17	at Steelers	P	0	0	0	0.0	0.0	0	0	0	0	
09/24	Buccaneers	P	0	0	0	0.0	0.0	0	0	0	0	
10/01	Lions	P	0	0	0	0.0	0.0	0	0	0	0	
10/09	at Bears	P	0	0	0	0.0	0.0	0	0	0	0	
10/15	Packers	P	0	0	0	0.0	0.0	0	0	0	0	
10/22	Ravens	P	0	0	0	0.0	0.0	0	0	0	0	
10/29	at Browns	P	0	0	0	0.0	0.0	0	0	0	0	
11/12	at Redskins	P	0	0	0	0.0	0.0	0	0	0	0	
11/19	Rams	P	0	0	0	0.0	0.0	0	0	0	0	
11/23	at Lions	P	0	0	0	0.0	0.0	0	0	0	0	
12/03	at Falcons	P	0	0	0	0.0	0.0	0	0	0	0	
12/10	at Panthers	P	0	0	0	0.0	0.0	0	0	0	0	
12/17	Bengals	P	0	0	0	0.0	0.0	0	0	0	0	
12/23	at Packers	P	0	0	0	0.0	0.0	0	0	0	0	
12/31	Bears	P	0	0	0	0.0	0.0	0	0	0	0	
<b>2017 TOTALS</b>			<b>16-0</b>	<b>0</b>	<b>0</b>	<b>0.0</b>	<b>0.0</b>	<b>0</b>	<b>0</b>	<b>0</b>	<b>0</b>	<b>0</b>

## 2017 GXG POSTSEASON (VIKINGS)

01/14	Saints	P	0	0	0	0.0	0.0	0	0	0	0	
01/21	at Eagles	P	0	0	0	0.0	0.0	0	0	0	0	
<b>2017 TOTALS</b>			<b>2-0</b>	<b>0</b>	<b>0</b>	<b>0.0</b>	<b>0.0</b>	<b>0</b>	<b>0</b>	<b>0</b>	<b>0</b>	<b>0</b>

## GREEN BAY PACKERS

Most seasons leading team, total tackles\*

5	A.J. Hawk, 2006, 2008, 2010, 2012-13
	Nick Barnett, 2003-05, 2007, 2009
4	Brian Noble, 1986-87, 1989, 1991
	Bernardo Harris, 1997-98, 2000-01
3	Mike Douglass, 1980-81, 1983
	Mark Murphy, 1984, 1988 (tied), 1990
	Blake Martinez, 2017-19

Most consecutive seasons leading team, total tackles\*

3	Nick Barnett, 2003-05
	Blake Martinez, 2017-19
2	Johnnie Gray, 1975-76
	Mike Douglass, 1980-81
	Brian Noble, 1986-87
	Johnny Holland, 1992-93
	Bernardo Harris, 1997-98
	Bernardo Harris, 2000-01
	A.J. Hawk, 2012-13

## GREEN BAY PACKERS

Most unassisted tackles, season\*

151	Rich Wingo, 1979
146	Mike Douglass, 1981
133	Steve Luke, 1978
128	Nick Barnett, 2005
127	Mike Douglass, 1983
	Blake Martinez, 2019

Longest interception return (All TDs)

99	Tim Lewis, vs. LARm, Nov. 18, 1984
	Aaron Rouse, vs. Ind., Oct. 19, 2008
95	Nick Barnett, vs. NO, Oct. 9, 2005
94	Rebel Steiner, vs. ChiB, Oct. 1, 1950
91	Hal Van Every, at Pit., Nov. 23, 1941
90	LeRoy Butler, vs. SD, Sept. 15, 1996
	Mike McKenzie, vs. ChiB, Dec. 7, 2003

\*Coaches tracked Packers defensive statistics from 1975-2019. The team resumed the use of defensive statistics provided by the league in 2020.





# DEVONTE WYATT 95

DEFENSIVE LINEMAN  
GEORGIA

Second NFL Season > Second Packers Season

Ht: 6-3 > Wt: 304 > Born: March 31, 1998 > NFL Games Played/Started: 16/8 > Acquired: D1b-22

## PRO HIGHLIGHTS:

- Appeared in 16 games as a rookie and recorded 15 tackles (eight solo), 1½ sacks, three QB hits, a pass defended and a forced fumble.
- Was one of two rookie defensive linemen (Dallas DE Sam Williams) to record at least one sack, one forced fumble and three QB hits in 2022 (Stathead.com).
- Selected by the Packers with the second of two picks in the first round (No. 28 overall), of the 2022 NFL Draft, teaming with LB Quay Walker (No. 22 overall) to mark the first time the Packers drafted two players in the first round from the same school.
- Was one of five defensive players from the University of Georgia (LB Travon Walker, No. 1, Jacksonville / DT Jordan Davis, No. 13, Philadelphia / DB Lewis Cine, No. 32, Minnesota) selected in the first round of the 2022 NFL Draft, the most defensive players from one school selected in the first round (since 1967).

**2022 SEASON:** Appeared in 16 games and was inactive for one contest with a quadricep injury...Recorded 15 tackles (eight solo), 1½ sacks, three QB hits, a pass defended and a forced fumble...**At Minnesota (Sept. 11):** Appeared on 12 snaps, recording an assisted tackle in his NFL debut...**At Washington (Oct. 23):** Played 12 snaps and posted a career-high two tackles (both solo)...**At Detroit (Nov. 6):** Appeared on 10 defensive snaps, matching his career high with two tackles (both assisted) along with a pass defended...**Vs. L.A. Rams (Dec. 19):** Appeared on nine defensive snaps, tying his career high with two tackles (one solo) while adding a half-sack and a QB hit. Tackled RB Cam Akers for no gain on a first-down run early in the fourth quarter. Brought down QB Baker Mayfield with the help of LB Justin Hollins on the next play for a 3-yard sack...**At Miami (Dec. 25):** Appeared on 24 defensive snaps, recording an assisted tackle and a QB hit...**Vs. Minnesota (Jan. 1):** Appeared on a season-high 34 defensive snaps, registering a solo tackle...**Vs. Detroit (Jan. 8):** Appeared on 32 defensive snaps, posting a solo tackle, a sack, a QB hit and a forced fumble. Notched his first full career sack and first career forced fumble as he brought down QB Jared Goff for a 5-yard loss midway through the second quarter. Also appeared on six special teams snaps...**2022 Draft:** Selected by Green Bay with the second of two picks in the first round (No. 28 overall).

**COLLEGE:** Played in 49 games with 25 starts in four years at Georgia, recording 113 tackles (49 solo), five sacks, 70 QB pressures, 12 tackles for a loss, three passes defended, two forced fumbles and two fumble recoveries...Led the team's interior defensive linemen in tackles each of his last three seasons...Majored in sociology...**Senior season (2021):** Started all 14 games he played in and earned first-team All-SEC honors from the coaches and second-team recognition from AP...Registered 39 tackles (18 solo), seven tackles for a loss, 2½ sacks, 27 QB pressures, three passes defended, two forced fumbles, a fumble recovery and a blocked field goal...Was part of a Georgia defense that ranked No. 1 in the country in points allowed (10.2 ppg), the top mark posted since Alabama (8.2 ppg) in 2011...Helped the Bulldogs rank No. 2 in the nation in both overall defense (267.9 ypg) and run defense (78.9 ypg)...Part of a de-

## AT A GLANCE ...



- Appeared in 16 games as a rookie and recorded 15 tackles (eight solo), 1½ sacks, three QB hits, a pass defended and a forced fumble.
- Was one of two rookie defensive linemen (Dallas DE Sam Williams) to record at least one sack, one forced fumble and three QB hits in 2022 (Stathead.com).
- Earned second-team All-America honors from *The Associated Press*, first-team All-SEC recognition from the coaches and second-team AP All-SEC honors in 2021.
- Was part of a Georgia defense that ranked No. 1 in the country in 2021 in points allowed (10.2 ppg) and helped the Bulldogs win their first national championship since 1980.
- Attended Towers High School (Decatur, Ga.) and earned Class 3A all-state honors as a senior in 2016 from the *Atlanta Journal-Constitution* and the Georgia Sportswriters Association.

fense that allowed 10 or fewer points in nine games, including three shutouts...Posted two tackles (both solo), a tackle for a loss and three QB pressures vs. South Carolina (Sept. 18)...Named the SEC Defensive Lineman of the Week after posting a team-high six tackles (three solo), including 1½ sacks, and three QB pressures vs. Arkansas (Oct. 2)...Was named one of three team captains and finished with two QB pressures at Auburn (Oct. 9)...Tallied three tackles (one solo), a tackle for a loss and blocked a third-quarter FG vs. Kentucky (Oct. 16)...Registered six tackles (three solo) and four QB pressures at Tennessee (Nov. 13)...**Junior season (2020):** Started at defensive tackle in all 10 games and led the interior linemen with 25 tackles (12 solo)...Also registered two tackles for a loss, 14 QB pressures and a pass defended...Recorded multiple QB pressures in six contests...Totaled multiple tackles in seven games, including four-plus in three contests...Part of a Georgia defense that ranked No. 1 in the nation in rushing defense (72.3 ypg) and No. 12 in total defense (321.0 ypg)...Tallied two tackles (both assists) and two QB pressures at Alabama (Oct. 17)...Finished No. 3 on the team as he tied his career high with seven tackles (two solo) and a QB pressure at Kentucky (Oct. 31), with six of his seven tackles coming within 3 yards of the line of scrimmage...Posted four tackles (three solo) and was tied for No. 2 on the team with two QB pressures vs. Florida (Nov. 7)...Early in the second quarter, teamed with DL Malik Herring to bring down RB Malik Davis for no gain on first-and-10 from the Gators' 27-yard line and two plays later, CB Eric Stokes intercepted QB Kyle Trask, returning it 37 yards for a TD to put the Bulldogs up by seven points...**Sophomore season (2019):** Played in 13 of 14 games, finishing with 30 tackles (11 solo), most among interior linemen, 1½ tackles for a loss, a sack, 27 QB pressures (No. 2 on the team) and a fumble recovery...Finished the season with 13 QB pressures over the final three games...Posted a QB pressure in every game, including multiple pressures in seven contests...Tallied multiple tackles in 10 games...Posted three tackles (one solo) and a QB pressure and recovered a fumble by QB Riley Neal at Vanderbilt 45 with just over five minutes to play in the game at Vanderbilt (Aug. 31)...Was tied for No. 5 on the team with four tackles (three solo) while also recording a sack and three QB pressures vs. LSU (SEC Championship, Dec. 7)...In the fourth quarter, took down QB Joe Burrow for a loss of 5 yards on third down to force a field goal...Matched his season

VETERANS

COMMUNITY

ADMIN. & COACHES

WYATT

DRAFT & FREE AGENTS

2022 REVIEW

RECORDS & HISTORY

LAMBREAU FIELD

MISC.

high with a team-best five QB pressures while also contributing four tackles (one solo) vs. Baylor (Sugar Bowl, Jan. 1)...**Freshman season (2018):** Played in 12 of 14 games and finished with 19 tackles (eight solo), 1½ sacks, 1½ tackles for a loss and a pass defended...Enrolled at Georgia in January and participated in spring drills...Produced a season-high seven tackles (five solo), 1½ sacks, 1½ tackles for a loss, two QB pressures and a pass defended vs. Texas (Sugar Bowl, Jan. 1), leading the team in QB pressures and tying for No. 2 in tackles...Teamed with Herring on the last play of the first quarter to take down QB Sam Ehlinger for a loss of 5 yards on second down...Sacked Ehlinger again in the fourth quarter for a loss of 6 yards on third down to force a punt...**2017:** Played in 11 games for Hutchinson (Kan.) C.C., registering 30 tackles, 4½ tackles for loss, three sacks and a blocked extra point...Was ranked the No. 8 overall junior college prospect nationally, the No. 4 JUCO defensive tackle prospect and the No. 3 JUCO prospect from Georgia by 247Sports.com...Ranked as the No. 10 JUCO prospect nationally as a member of ESPN's JC50 and the No. 3 JUCO DT overall.

**NFL debut:** at Minnesota, 9/11/22

**First NFL sack:** vs. L.A. Rams, 12/19/22 (B.Mayfield)

### CAREER TRANSACTIONS

- 2022 Selected by Green Bay Packers with the second of two picks in the first round (28th overall) of '22 NFL Draft, April 28... Signed first contract, May 6.

### DEVONTE WYATT'S NFL REGULAR-SEASON DEFENSIVE STATISTICS

YEAR	TEAM	GP	GS	TACKLES						INTERCEPTIONS						ST		MISC									
				S	A	TFL	YDS	SK	YDS	QBH	NO	YDS	LG	TD	PD	FF	FR	TD	YDS	TK	S	A	FF	FR	S	A	
2022	Packers	16	0	15	8	7	0	0	1.5	6.5	3	0	0	0	0	1	1	0	0	0	0	0	0	0	0	0	0
<b>NFL TOTALS</b>		<b>16</b>	<b>0</b>	<b>15</b>	<b>8</b>	<b>7</b>	<b>0</b>	<b>0</b>	<b>1.5</b>	<b>6.5</b>	<b>3</b>	<b>0</b>	<b>0</b>	<b>0</b>	<b>0</b>	<b>1</b>	<b>1</b>	<b>0</b>	<b>0</b>	<b>0</b>	<b>0</b>	<b>0</b>	<b>0</b>	<b>0</b>	<b>0</b>	<b>0</b>	

### SINGLE-GAME HIGHS: DEFENSIVE

**Total Tackles** 2 vs. Los Angeles Rams, Dec 19, 2022  
2 at Detroit Lions, Nov 06, 2022  
...1 more at 2.

**Sacks** 1.0 vs. Detroit Lions, Jan 08, 2023  
0.5 vs. Los Angeles Rams, Dec 19, 2022

**Solo Tackles** 2 at Washington Commanders, Oct 23, 2022  
1 vs. Detroit Lions, Jan 08, 2023  
...5 more at 1.

### 2022 GXG REGULAR SEASON (PACKERS)

DATE	OPPONENT	P/S	TK	S	A	SK	YDS	INT	PD	FF	FR
09/11	at Vikings	P	1	0	1	0	0	0	0	0	0
09/18	Bears	P	0	0	0	0	0	0	0	0	0
09/25	at Buccaneers	P	0	0	0	0	0	0	0	0	0
10/02	Patriots	P	1	1	0	0	0	0	0	0	0
10/09	Giants		INACTIVE/INJURY								
10/16	Jets	P	0	0	0	0	0	0	0	0	0
10/23	at Commanders	P	2	2	0	0	0	0	0	0	0
10/30	at Bills	P	0	0	0	0	0	0	0	0	0
11/06	at Lions	P	2	2	0	0	0	0	1	0	0
11/13	Cowboys	P	1	1	0	0	0	0	0	0	0
11/17	Titans	P	1	0	1	0	0	0	0	0	0
11/27	at Eagles	P	1	1	0	0	0	0	0	0	0
12/04	at Bears	P	1	0	1	0	0	0	0	0	0
12/19	Rams	P	2	1	1	0.5	1.5	0	0	0	0
12/25	at Dolphins	P	1	0	1	0	0	0	0	0	0
01/01	Vikings	P	1	1	0	0	0	0	0	0	0
01/08	Lions	P	1	1	0	1.0	5.0	0	0	1	0
<b>2022 TOTALS</b>		<b>16-0</b>	<b>15</b>	<b>8</b>	<b>7</b>	<b>1.5</b>	<b>6.5</b>	<b>0</b>	<b>1</b>	<b>1</b>	<b>0</b>

### PLAYERS SELECTED BY GREEN BAY FROM THE ASSOCIATED PRESS NATIONAL CHAMPION, 1972-2023

Player	Pos	School	National		Player	Pos	School	National	
			Title	Drafted by Packers				Title	Drafted
Quay Walker	LB	Georgia	2021	2022	Najeh Davenport	FB	Miami (Fla.)	2001	2002
Devonte Wyatt	DL	Georgia	2021	2022	Torrance Marshall	LB	Oklahoma	2000	2001
Amari Rodgers	WR	Clemson	2018	2021	Tyrone Williams	CB	Nebraska	1995	1996
JK Scott	P	Alabama	2015, '17	2018	George Teague	S	Alabama	1992	1993
Eddie Lacy	RB	Alabama	2012	2013	Joe Garten	C/G	Colorado	1990	1991
Matt Flynn	QB	LSU	2007	2008	Buddy Aydelette	T	Alabama	1979	1980
DeShawn Wynn	RB	Florida	2006	2007	Rich Wingo	LB	Alabama	1978	1979
Kenny Peterson	DT	Ohio State	2002	2003	Keith Wortman	G	Nebraska	1971	1972
					Jerry Tagge	QB	Nebraska	1971	1972





# **DRAFT PICKS & FREE AGENTS**

# 90 LUKAS VAN NESS

LINEBACKER  
IOWA

Drafted: First Round > Overall: 13th  
First linebacker selected



Ht: 6-5 > Wt: 272 > Born: July 6, 2001 > High School Hometown: Barrington, Ill.

## CAREER HIGHLIGHTS:

> Selected by the Packers in the first round (No. 13 overall) of the 2023 NFL Draft, a pick acquired from the N.Y. Jets as part of the QB Aaron Rodgers trade.

> Became the first defensive player from the University of Iowa to be selected by the Packers in the first round. Was the highest-drafted defensive player out of Iowa since DB Tom Knight was selected by the Arizona Cardinals with the No. 9 overall pick in 1997.

> Appeared in 27 games on the defensive line during his two seasons with the Hawkeyes (2021-22), recording 71 tackles (34 solo), 19½ tackles for a loss, 13½ sacks, seven QB hits and a pass defensed.

> Earned second-team All-Big Ten honors from the league's coaches and media as a redshirt sophomore in 2022, playing both end and tackle and recording 38 tackles (17 solo), a team-high 11 tackles for a loss and 6½ sacks (tied for team lead).

> Was part of an Iowa defense that ranked No. 2 in the country in 2022 in points allowed (13.3 ppg), No. 6 in passing defense (169.5 ypg) and No. 12 in rushing defense (101.3 ypg).

> Tied a single-game school record with two blocked punts vs. Iowa State on Sept. 10, 2022, earning the Big Ten Special Teams Player of the Week for his performance.

> Earned Freshman All-America recognition from the Football Writers Association of America and the Maxwell Football Club in 2021 after finishing with 33 tackles (17 solo), 8½ tackles for a loss and seven sacks.

> Earned first-team all-state honors from the Champaign News Gazette as a senior in 2019 at Barrington (Ill.) High School after posting 67 tackles, eight tackles for a loss, five sacks, 17 QB pressures, a forced fumble and a blocked punt.

> Was named the Mid-Suburban League Defensive Player of the Year as a senior, helping his team to the state playoffs as a junior and senior.

> Majored in finance.

**2022:** Appeared in all 13 games, playing both end and tackle and posting 38 tackles (17 solo), a team-high 11 tackles for a loss, 6½ sacks (tied for team lead) and four QB hits...Earned second-team All-Big Ten honors from the league coaches and media as well as *The Associated Press* and *Phil Steele's College Football*...Was part of an Iowa defense that ranked No. 2 in the country in points allowed (13.3 ppg), No. 6 in passing defense (169.5 ypg) and No. 12 in rushing defense (101.3 ypg)...Helped the Hawkeyes limit their opponents to 10 points or less in nine of 13 games on the season, the most in the country in 2022...**vs. Iowa State (Sept. 10):** Tied the single-game school record with two blocked punts, earning Big Ten Special Teams Player of the Week recognition for his performance. Blocked a Tyler Perkins punt on the Cyclones' opening drive of the game, giving the Hawkeyes the ball at the Iowa State 16 to set up a TD three plays later and then blocked another Perkins punt midway through the third quarter to give the Hawkeyes the ball at the Iowa State 20. Added two tackles (one solo), including a stop of RB Jirehl Brock for a 1-yard loss on a third-quarter run...**vs. Nevada (Sept. 17):** Finished No. 2 on the team with a

## AT A GLANCE ...



- Earned second-team All-Big Ten honors from the conference's coaches and media as a redshirt sophomore in 2022, playing both end and tackle and recording 38 tackles (17 solo), a team-high 11 tackles for a loss and 6½ sacks (tied for team lead).
- Was part of an Iowa defense that ranked No. 2 in the country in 2022 in points allowed (13.3 ppg), No. 6 in passing defense (169.5 ypg) and No. 12 in rushing defense (101.3 ypg).
- Earned Freshman All-America recognition from the Football Writers Association of America and the Maxwell Football Club in 2021 after finishing with 33 tackles (17 solo), 8½ tackles for a loss and seven sacks.
- Selected by the Packers in the first round (No. 13 overall) of the 2023 NFL Draft, a pick obtained from the N.Y. Jets as part of the QB Aaron Rodgers trade.
- Became the first defensive player from the University of Iowa to be selected by the Packers in the first round. Was the highest-drafted defensive player out of Iowa since DB Tom Knight was selected by the Arizona Cardinals with the No. 9 overall pick in 1997.
- Earned first-team all-state honors from the *Champaign News Gazette* as a senior in 2019 at Barrington (Ill.) High School after posting 67 tackles, eight tackles for a loss, 17 QB pressures, five sacks, a forced fumble and a blocked punt.

career-high eight tackles (three solo) while adding 2½ tackles for a loss and 1½ sacks. Shared a sack of QB Shane Illingworth for a 2-yard loss early in the second quarter on third down to force a punt and then brought Illingworth down again for a 6-yard sack in the third quarter...**At Rutgers (Sept. 24):** Registered three tackles (two solo), including a 2-yard sack of QB Evan Simon in the third quarter. Also pressured Simon on a first-quarter pass that was picked off by DB Cooper DeJean and returned 45 yards for a TD...**vs. Northwestern (Oct. 29):** Posted four tackles (two solo), 1½ tackles for a loss and a sack as the Hawkeyes allowed just 18 net rushing yards. Brought down QB Brendan Sullivan for a 2-yard loss in the third quarter...**At Purdue (Nov. 5):** Recorded four tackles (three solo) and a sack, bringing down QB Aidan O'Connell for a 15-yard loss on third-and-goal at the Iowa 2 in the second quarter as the Boilermakers were forced to settle for a field goal.

**2021:** Played in all 14 games, earning Freshman All-America recognition from the Football Writers Association of America and the Maxwell Football Club after finishing with 33 tackles (17 solo), 8½ tackles for a loss, seven sacks and three QB hits...Was tied for the team lead in sacks and led the Hawkeyes in tackles for a loss...**vs. Indiana (Sept. 5):** Posted a sack in his collegiate debut, bringing QB Michael Penix Jr. down for a 6-yard loss early in the third quarter on third-and-8 to force the Hoosiers to settle for a field goal...**vs. Kent State (Sept. 18):** Recorded a season-high seven tackles (one solo), a career-high 2½ tackles for a loss and a career-best two sacks. Shared a sack of QB Dustin Crum in the end zone for an Iowa safety in the first quarter. Sacked Crum again on a third down in the second quarter to force a punt and then shared another sack of Crum in the fourth quarter...**vs. Colorado State (Sept. 25):** Registered three tackles (two solo) and a sack, bringing down QB Todd Centeio for a 5-yard loss late in the third quarter...**At Northwestern (Nov. 6):** Posted two tackles (both solo) and a




sack... **At Nebraska (Nov. 26):** Racked up six tackles (five solo) and a sack, bringing down QB Logan Smothers for a 6-yard loss in the Nebraska end zone for a fourth-quarter safety to cut the Cornhuskers' lead to 21-18 as the Hawkeyes rallied for the 28-21 win... **Vs. Kentucky (Citrus Bowl, Jan. 1):** Posted four tackles (two solo) and a sack, bringing down QB Will Lewis for a 7-yard loss in the fourth quarter.

**2020:** Redshirted.

**HIGH SCHOOL:** Earned first-team all-state honors from the *Champaign News Gazette* as a senior in 2019 at Barrington (Ill.) High School after posting 67 tackles, eight tackles for a loss, five sacks, 17 QB pressures, a forced fumble and a blocked punt... Was named the Mid-Suburban League Defensive Player of the Year as a senior, helping his team to the state playoffs as a junior and senior... Earned first-team all-conference honors as a senior and all-area recognition from the *Daily Herald* and *Pioneer Press*... Also lettered three times in hockey.

**PERSONAL:** Given name Lukas Reed Van Ness... Born Elgin, Ill. ... Has supported the Luke Harrod Hutson Foundation, named after a childhood friend of his, which was founded to provide annual athletic, educational and mission-trip scholarships to support local area athletes and teens in Barrington, Ill. ... Visited children's hospitals while he was in college.



## LUKAS VAN NESS' COLLEGE STATISTICS

Year	School	GP	GS	—Tackles—			Sacks		Interceptions				Fumbles		
				Total	UT	AT	No	Yds	No	Yds	LG	TD	PD	FR	FF
2021	Iowa	14	0	33	17	16	7	46	0	0	--	0	1	0	0
2022	Iowa	13	0	38	17	21	6½	41	0	0	--	0	0	0	0
<b>College totals (two years)</b>		<b>.27</b>	<b>0</b>	<b>71</b>	<b>34</b>	<b>37</b>	<b>13½</b>	<b>87</b>	<b>0</b>	<b>0</b>	<b>--</b>	<b>0</b>	<b>1</b>	<b>0</b>	<b>0</b>

Tackles for a loss: 8½ in 2021, 11 in 2021; College total: 19½.

## FIRST-ROUND BREAKDOWNS

By School ...	Colorado
Minnesota	7
Florida State	5
Iowa	5
Southern California	5
Michigan	4
Notre Dame	4
Georgia	3
Michigan State	3
Ohio State	3
UCLA	3
Wisconsin	3
Alabama	2
Arizona State	2
Boston College	2
California	2
Clemson	2
Kentucky	2
Miami (Fla.)	2
Nebraska	2
Penn State	2
Purdue	2
San Diego State	2
Texas Tech	2
Arizona	1
Arkansas	1
Auburn	1
Baylor	1
Colorado	1
Elon	1
Georgia Tech	1
Illinois	1
Iowa	1
Kansas	1
Kansas State	1
Louisiana State	1
Louisville	1
Marquette	1
Maryland	1
Mississippi	1
Mississippi State	1
Morris Brown	1
Nevada	1
North Carolina	1
Oklahoma	1
Oregon State	1
Pittsburgh	1
Richmond	1
San Francisco	1
South Carolina	1
Stanford	1
Tennessee	1
Texas-El Paso	1
Utah State	1
Vanderbilt	1
Villanova	1

### By Position ...

<b>Offensive Backs (30)</b>	
Quarterback	9
Back	7
Halfback	6
Running Back	5
Fullback	3
<b>Pass Catchers (8)</b>	
Wide Receiver	5
Tight End	2
End	1
<b>Offensive Linemen (21)</b>	
Tackle	13
Guard	5
Center	2
Center/Guard	1

### Linebackers (13)

### Defensive Backs (14)

Cornerback	10
Safety	3
Defensive Back	1

### Defensive Linemen (14)

Defensive Tackle	8
Defensive End	6

### Punters (0)

### Kickers (0)

### Last time first-round pick was ...

1—1959	17—never
2—1989	18—2018
3—1958	19—1998
4—1987	20—2002
5—2006	21—2019
6—1981	22—2022
7—1988	23—2010
8—1956	24—2005
9—2009	25—2004
10—2001	26—2020
11—1983	27—2016
12—2019	28—2022
13—2023	29—2021
14—2000	30—2015
15—1993	31—never
16—2007	32—2011

QB—2020	DT—2022
RB—1987	LB—2023
FB—1966	CB—2021
WR—2002	S—2019
TE—2000	
G—1994	P—never
T—2011	K—never
C—1967	
DE—2013	

NOTE—The Packers drafted Tom Bettis (1955) as a guard/linebacker; this chart groups him as a LB, where he saw most of his playing time.

# 88 LUKE MUSGRAVE

TIGHT END  
OREGON STATE

Drafted: Second Round (a) > Overall: 42nd  
Fourth tight end selected



Ht: 6-6 > Wt: 253 > Born: September 2, 2000 > High School Hometown: Bend, Ore.

## CAREER HIGHLIGHTS:

> Selected by the Packers with the first of two picks in the second round (No. 42 overall) of the 2023 NFL Draft, a pick obtained from the New York Jets along with a 2023 first-round pick (No. 13), a 2023 sixth-round pick (No. 207) and a conditional 2024 second-round pick in exchange for QB Aaron Rodgers, a 2023 first-round pick (No. 15) and a 2023 fifth-round pick (No. 170).

> Became the 10th player from Oregon State drafted by the Packers and the first since LB Nick Barnett (first round, No. 29 overall) and DT James Lee (fifth round, No. 147 overall) in 2003.

> Was the highest-drafted tight end out of Oregon State in school history and was the highest-drafted TE by Green Bay since Bubba Franks (first round, No. 14 overall) in 2000.

> Was named to the Mackey Award Watch List prior to the 2022 season and posted 80-plus receiving yards in both of the first two games before a knee injury ended his season.

> Set career highs in 2021 in games played (13), games started (nine), receptions (22) and receiving yards (304). Also blocked a punt that he returned 27 yards for a TD.

> Finished No. 7 in receiving yards and tied for No. 7 in receptions among Pacific-12 tight ends in 2021 (Stats Pass).

> Played in all seven games with three starts in 2020 and finished No. 4 on the team in receptions (12) and tied for No. 6 in receiving yards (142).

> Saw action in all 12 games as a freshman, making one start and recording two receptions.

> Majored in natural resources.

**2022:** Started the first two games before a knee injury ended his season...Finished with 11 receptions for 169 yards (15.4 avg.) and a TD...Named to the watch list for the Mackey Award prior to the season, an honor which is given annually to the nation's top tight end...Part of a Beavers team that recorded their third 10-win season in school history (10-3)...**Vs. Boise State (Sept. 3):** Posted six receptions for 89 yards (14.8 avg.) and a TD in the season opener, leading the team in both receptions and receiving yards. Posted two receptions on OSU's opening drive, including a 27-yarder down to the Boise State 31 on a second-and-18. Scored the first points of the game with a 27-yard TD reception with just over five minutes to play in the first quarter. On a second-and-12 in the third quarter, hauled in a 19-yard reception that helped set up an Everett Hayes FG to put the Beavers up, 27-3...**At Fresno State (Sept. 10):** Recorded five receptions (tied for team lead) for a team-high 80 yards (16.0 avg.). Hauled in a 30-yard reception to the Fresno State 34 on a drive that resulted in a TD to give OSU a 29-26 lead with just under two minutes to play in the game. After the Bulldogs retook the lead, posted a 28-yard reception to the Fresno State 14 in the final minute of the game that helped set up a TD on the last play of the game in the 35-32 Oregon State victory.

**2021:** Played in all 13 games with nine starts, recording 22 receptions for 304 yards (13.8 avg.) and his first career receiving TD...Blocked a punt and scored a TD on special teams...

## AT A GLANCE ...



- Played in 34 games with 15 starts over four seasons (2019-22) at Oregon State, recording 47 receptions for 633 yards (13.5 avg.) and two touchdowns.
- From 2021-22, ranked No. 2 among Pacific-12 tight ends and No. 8 among tight ends in the Power Five in yards per reception (14.3) according to Stats Pass.
- Posted 80-plus receiving yards in each of the first two games in 2022 before a knee injury ended his season.
- Set career highs in 2021 in games played (13), games started (nine), receptions (22) and receiving yards (304). Also blocked a punt and returned it 27 yards for a TD.
- Was the highest-drafted tight end out of Oregon State in school history and was the highest-drafted TE by Green Bay since Bubba Franks (first round, No. 14 overall) in 2000.
- Earned first-team all-league recognition at both tight end and defensive end and earned Team MVP honors at Bend (Ore.) High School. Also was a first-team all-league selection in lacrosse as a sophomore and junior and was a champion in giant slalom and super giant slalom alpine ski racing.


Posted multiple receptions in six games...Recorded 40-plus receiving yards in four contests...Registered a reception of 20-plus yards in six games...Earned a spot on the Pac-12 Academic Honor Roll...**Vs. Idaho (Sept. 18):** Recorded three receptions for 40 yards (13.3 avg.), including a 20-yard reception on a third-and-2 down to the Idaho 4 that helped set up a TD two plays later...**Vs. Utah (Oct. 23):** Named the Pac-12's Special Teams Player of the Week after blocking a punt, recovering it and returning it for a 27-yard scoop-and-score in the win over the Utes...**At Colorado (Nov. 6):** Totalled two receptions for 44 yards (22.0 avg.), including a 31-yard catch on a first-and-20 in the second quarter...**At Oregon (Nov. 27):** Finished with a career-best seven receptions for 85 yards (12.1 avg.), including a career-long 35-yard grab and his first career offensive TD. Led the team in both receptions and receiving yards. Hauled in a 25-yard reception out to the 50-yard line on a drive that finished with a 38-yard field goal by Hayes in the first quarter. His TD came from 4 yards out on the first drive of the second half...**Vs. Utah State (Jimmy Kimmel LA Bowl, Dec. 18):** Posted three catches for 44 yards (14.7 avg.), finishing No. 2 on the team in both categories. Two of his three receptions went for first downs. With the Beavers trailing by seven early in the second half, hauled in a 22-yard reception to the Utah State 33.

**2020:** Played in all seven games with three starts and posted 12 receptions for 142 yards (11.8 avg.)...Recorded multiple receptions in four games...Finished No. 4 on the team in catches and tied for No. 6 in receiving yards...Was named to the Pac-12 Academic Honor Roll...**Vs. Washington State (Nov. 7):** Totaled a season-best four receptions for a season-high 56 yards (14.0 avg.) in the season opener, including a season-long 29-yard catch that put the Beavers at the Washington State 2 on a drive that resulted in a TD. His 56 yards were the second most on the team...**At Washington (Nov. 14):** Led the team with 25 yards on two receptions (12.5 avg.), with both catches resulting in first downs.

**2019:** Played in all 12 games, making one start as a freshman...Registered two receptions for 18 yards (9.0 avg.) and two tackles...**Vs. Cal Poly (Sept. 14):** Posted a pair of receptions for 18 yards (9.0 avg.), including a 14-yard grab.

**HIGH SCHOOL:** Earned first-team all-league recognition at both tight end and defensive end as a senior at Bend (Ore.) Senior High School...As a senior, posted a team-leading 31 receptions for 563 yards (18.2 avg.) and four TDs along with 42 tackles on defense...Earned team MVP honors...Was also a three-year letterwinner in lacrosse and competed in ski racing and track...Earned first-team all-league recognition in lacrosse as a sophomore and junior...Also attended Skyview High School in Vancouver, Wash.

**PERSONAL:** Given name Luke Stone Musgrave...Born in Pittsburgh, Pa. ...His father, Doug Musgrave, was a two-year letterwinner (1991-1992) at Oregon at quarterback...His uncle, Bill Musgrave, a longtime NFL assistant coach, lettered at Oregon from 1987-90 and played quarterback in the NFL from 1991 to 1998 for the Dallas Cowboys, San Francisco 49ers, Denver Broncos and Indianapolis Colts...As a teenager, won several skiing events in both the United States and Europe after starting to ski at the age of 4.



## LUKE MUSGRAVE'S COLLEGE STATISTICS

Year	School	GP	GS	No	RECEIVING			
					Yds	Avg	Lg	TD
2019	Oregon State	12	1	2	18	9.0	14	0
2020	Oregon State	7	3	12	142	11.8	29	0
2021	Oregon State	13	9	22	304	13.8	35	1
2022	Oregon State	2	2	11	169	15.4	30	1
<b>College totals (four years)</b>		<b>34</b>	<b>15</b>	<b>47</b>	<b>633</b>	<b>13.5</b>	<b>35</b>	<b>2</b>

*Rushing: 1 for -1 yard in 2021.*

*Punt returns: 1 for 27 yards and a TD in 2021 (blocked punt).*

*Tackles: 2 (both solo) in 2019, 1 (solo) in 2020; College total: 3 (all solo).*

## THE COMPENSATORY SYSTEM

The Packers were awarded two compensatory draft selections from the league in 2023.

Since the first compensatory picks were awarded in 1994, only Baltimore (55) and Dallas (52) have received more than the Packers (49).

Under the rules for compensatory draft selections, a team losing more or better compensatory free agents ("CFA") than it acquires in the previous year is eligible to receive compensatory draft picks. The compensatory picks will be positioned within the third through seventh rounds based on the value of the compensatory free agents lost.

Compensatory free agents are determined by a formula based on salary, playing time and postseason honors. The formula was developed by the NFL Management Council. Not every free agent lost or signed by a club is covered by this formula. Clubs that suffer a net loss of CFAs during the prior free agent signing period are eligible to receive a corresponding number of compensatory selections. In addition, a club that lost the same number of CFAs that it gained (no net loss), may be eligible to receive a selection at the end of round seven based on the value of the CFAs lost versus the value of the CFAs gained.

No club may receive more than four compensatory picks in any one year. If a club qualifies for more than four compensatory picks after offsetting each CFA lost by each CFA gained of an equal or higher value, the four highest remaining selections will be awarded to the club.

In addition to the 30 compensatory selections awarded under the net loss formula and the two Supplemental Selections, a recent amendment to the league's Collective Bargaining Agreement awards compensatory selections to the prior employer-club of a minority employee who has been hired by another club as its head coach or general manager. Five such compensatory selections were awarded in 2022.

Teams were previously not allowed to trade compensatories, although they were during the early years of the system. A rule change approved by clubs in 2015 permitted compensatory draft picks to be traded again beginning in the 2017 draft.

Because of that clause, the Packers acquired two compensatory choices in 1994 from San Francisco. Green Bay obtained another compensatory pick via trade with Denver (No. 179) in 2022. In other words, Green Bay has actually drafted 51 compensatory players, but the league only has awarded the team 49.

55	Baltimore	32	Seattle	24	Denver	14	N.Y. Jets
52	Dallas		Arizona		Detroit		Cleveland
49	Green Bay	31	Kansas City		Tampa Bay		New Orleans
48	New England		N.Y. Giants	23	Las Vegas		
47	L.A. Rams	28	Buffalo	22	Miami		
42	San Francisco		Minnesota	21	Chicago		
37	Philadelphia	25	Atlanta	20	Carolina		
35	Cincinnati		Indianapolis	19	Jacksonville		
	Pittsburgh		L.A. Chargers		Houston		
33	Tennessee				Washington		



# 11 JAYDEN REED

WIDE RECEIVER  
MICHIGAN STATE

Drafted: Second Round (b) > Overall: 50th  
Sixth wide receiver selected



Ht: 5-11 > Wt: 187 > Born: April 28, 2000 > High School Hometown: Naperville, Ill.

## CAREER HIGHLIGHTS:

> Selected by the Packers with the second of two picks in the second round (No. 50 overall) of the 2023 NFL Draft, a pick obtained from Tampa Bay along with a sixth-round selection (No. 179) in exchange for a second-round pick (No. 48).

> Became the highest-drafted wide receiver from Michigan State since Devin Thomas (second round, No. 34 overall) was selected by Washington in 2008.

> Started all 31 games he appeared in with the Spartans (2020-22), posting 147 receptions (No. 6 in school history) for 2,069 yards (14.1 avg.) and 18 TDs (tied for No. 7 in school history).

> Earned second-team All-Big Ten honors from the coaches as a receiver and third-team recognition from the media as a kick/punt returner in 2022.

> Earned first-team All-America honors from the American Football Coaches Association as a junior in 2021 as an all-purpose player after leading the Big Ten in punt return TDs (two) and ranking No. 2 in the conference in all-purpose yards (128.8 ypg).

> Posted 10 TD catches, two TDs on punt returns and a rushing TD in 2021, the only FBS player with 10-plus receiving TDs, multiple TDs on punt returns and a rushing TD in the same season since 2000.

> Took home Freshman All-America honors in 2018 at Western Michigan after registering 56 receptions for 797 yards (14.2 avg.) and eight TDs.

> In the conference opener vs. Miami (Ohio) in 2018, matched WR Greg Jennings' single-game school record with four TD catches.

> Played in 44 games with 43 starts during his collegiate career, catching 203 passes for 2,866 yards (14.1 avg.) and 26 TDs while adding 581 yards and three TDs on punt returns (14.9 avg.) and 841 kickoff return yards (20.0 avg.).

> Earned first-team all-state honors from the Illinois Football Coaches Association and first-team All-Illinois recognition from USA Today as a senior at Naperville (Ill.) Central High School after posting 1,179 receiving yards and 18 total TDs.

> Earned his degree in communication.

**2022:** Started all 11 games he appeared in, ranking No. 2 on the team in receptions (55), receiving yards (639) and TD catches (seven)...Earned second-team All-Big Ten honors at WR from the coaches and third-team recognition as a kick/punt returner from the media...Was tied for No. 10 in the Big Ten in receiving TDs and tied for No. 11 in both receptions and receiving yards...Led the conference in punt returns with an 8.8-yard average (13 returns for 114 yards)...Of his 58 touches on offense, 29 of them (50.0 percent) went for either a first down or a TD...**Vs. Akron (Sept. 10):** Posted six catches for 76 yards (12.7 avg.), with all of the receptions coming in the first half...**At Maryland (Oct. 1):** Finished with seven grabs for 61 yards (8.7 avg.) and a TD...**Vs. Ohio State (Oct. 8):** Hauled in four passes for 67 yards (16.8 avg.) and a TD...**Vs. Wisconsin (Oct. 15):** Led the team with a season-best nine receptions for a season-high 117 yards (13.0 avg.) and a TD while adding a 25-yard TD pass to WR Keon Coleman in the first overtime...**At Illinois (Nov. 5):** Had five catches for 68 yards (13.6 avg.), including a 16-yard

## AT A GLANCE ...



- Played three seasons at Michigan State (2020-22), finishing his career ranked No. 6 in school history in receptions (147) and tied for No. 7 in TD catches (18).
- Earned second-team All-Big Ten honors from the coaches as a receiver and third-team recognition as a kick/punt returner from the media in 2022.
- Earned first-team All-America honors from the American Football Coaches Association as a junior in 2021 as an all-purpose player after leading the Big Ten in punt return TDs (two) and ranking No. 2 in the conference in all-purpose yards (128.8 ypg).
- Posted 10 TD catches, two TDs on punt returns and a rushing TD in 2021, the only FBS player with 10-plus receiving TDs, multiple TDs on punt returns and a rushing TD in the same season since 2000.
- Took home Freshman All-America honors in 2018 at Western Michigan after registering 56 receptions for 797 yards (14.2 avg.) and eight TDs.
- Played in 44 games with 43 starts during his collegiate career, catching 203 passes for 2,866 yards (14.1 avg.) and 26 TDs while adding 581 yards and three TDs on punt returns (14.9 avg.) and 841 kickoff return yards (20.0 avg.).
- Selected by the Packers in the second round (No. 50 overall) of the 2023 NFL Draft, becoming the highest-drafted wide receiver from Michigan State since Devin Thomas (second round, No. 34 overall) was selected by Washington in 2008.

TD grab in the third quarter...**Vs. Rutgers (Nov. 12):** Registered four catches for 90 yards (22.5 avg.), highlighted by a 25-yard TD grab.

**2021:** Started all 13 games and posted a career-high 59 catches for a career-best 1,026 yards (17.4 avg.) and a career-high 10 TDs...Returned 12 punts for 238 yards (19.8 avg., led Big Ten) and two TDs (tied single-season school record), posted 16 kickoff returns for 376 yards (23.5 avg.) and added 34 rushing yards and a TD on seven carries (4.9 avg.)...Earned first-team All-America honors from the AFCA as an all-purpose player...Was one of five finalists for the Paul Hornung Award, which is given annually to the nation's most versatile player...Was named to the Biletnikoff Award Watch List...Earned first-team All-Big Ten honors from *The Associated Press* as an all-purpose player...Earned second-team All-Big Ten recognition as a returner by both the coaches and media...Led the FBS with the two TDs on punt returns...Ranked No. 2 in the Big Ten in all-purpose yards (128.8 ypg), No. 2 in yards per reception (17.4) and No. 3 in kickoff returns (23.5 avg.)...Of his 59 catches on the season, 42 of them (71.2 pct.) went for either a first down or a TD...Led the Spartans in explosive plays (20-plus yards) with 32 on the season (20 receptions, nine kickoff returns, three punt returns)...Averaged 35.3 yards on his 10 TD receptions, with eight of the TD grabs going for 20-plus yards...Ranked No. 2 on the Spartans with 13 total TDs (10 receiving, two punt return, one rushing)...Was one of only five FBS players with 200-plus yards on punt returns and 300-plus yards on kickoff returns...**Vs. Youngstown State (Sept. 11):** Hauled in four passes for a career-high 181 yards (45.3 avg.) and two TDs, posting two receptions for 160 yards in the first half alone (75-yard TD



catch on first play of the game; 85-yard TD grab in the second quarter). Finished with a career-high 264 all-purpose yards (181 receiving, 32 kickoff return, 48 punt return)... **At Miami (Sept. 18):** Posted the first rushing TD of his career, scoring from 8 yards out in the fourth quarter to seal the win, and added three receptions for 32 yards (10.7 avg.) and a score... **Vs. Nebraska (Sept. 25):** Was named the Big Ten Special Teams Player of the Week after returning a punt 62 yards for a TD to tie the game at 20 with 3:47 remaining, the first punt return for a TD by a Spartan since 2011. Added a 35-yard TD grab in the second quarter and a career-long 41-yard kickoff return... **Vs. Western Kentucky (Oct. 2):** Returned a punt for a TD for the second straight game when he took one 88 yards for a score in the first quarter, tied for the third-longest punt return in school annals. Became just the third player in school history to return two punts for TDs in the same season (James Ellis, 1951; Bill Simpson, 1972). Added four receptions for 127 yards (31.8 avg.) and a TD as he finished with a career-high 285 all-purpose yards... **Vs. Maryland (Nov. 13):** Posted eight catches for 114 yards (14.3 avg.) and two TDs, with all eight of his receptions going for first downs as he became the first Spartan to register a 100-yard receiving game against Maryland. Also returned four kickoffs for 96 yards (24.0 avg.) as he finished with a game-high 210 all-purpose yards... **Vs. Pittsburgh (Chick-fil-A Peach Bowl, Dec. 30):** Was named the Offensive MVP after catching two TD passes, including a go-ahead 22-yard score with 2:51 remaining to put the Spartans up, 22-21. Also posted a 28-yard TD grab in the first quarter and finished with six receptions for 80 yards (13.3 avg.) as he went over the 1,000-yard receiving mark for the season.

**2020:** Started all seven games and posted a team-high 33 receptions for 407 yards (12.3 avg.) and three TDs... Led the Spartans and ranked No. 8 in the Big Ten in all-purpose yards (109.6 ypg)... Ranked No. 4 in the Big Ten with an average of 20.6 yards on kickoff returns... Earned third-team All-Big Ten honors from Pro Football Focus and honorable mention from the media as a kick returner... Added six carries for 17 yards (2.8 avg.) and two punt returns for 14 yards (7.0 avg.)... **Vs. Rutgers (Oct. 24):** Posted a career-high 11 receptions for 128 yards (11.6 avg.) and two TDs, becoming the first player in school history to register 100-plus receiving yards in his Spartan debut. Scored on a 50-yard reception late in the first quarter and added a 4-yard TD grab late in the fourth quarter... **Vs. Indiana (Nov. 14):** Led the team with seven catches for 63 yards (9.0 avg.) and finished with a team-best 152 all-purpose yards, including four kickoff returns for 89 yards (22.3 avg.)... **Vs. Ohio State (Dec. 5):** Finished with five receptions for 79 yards (15.8 avg.), highlighted by a season-long 55-yard grab.

**2019:** Sat out the season after transferring to Michigan State.

**2018:** Played in all 13 games with 12 starts for the Broncos, posted 56 catches for 797 yards (14.2 avg.) and eight TDs... Earned Freshman All-America honors from the FWA and



second-team All-Mid-American Conference recognition from Pro Football Focus... Posted four 100-yard receiving games... Returned 12 punts for 215 yards (17.9 avg.) and a TD and returned nine kickoffs for 116 yards (12.9 avg.)... **Vs. Syracuse (Aug. 31):** Had seven receptions for 121 yards (17.3 avg.) and a TD in his collegiate debut... **Vs. Delaware State (Sept. 15):** Posted a 93-yard punt return for a TD, the second-longest punt return in school history... **At Miami of Ohio (Sept. 29):** Tied Jennings' school record with four TD receptions (10, 13, 27, 5 yards), finishing with seven grabs for a season-high 137 yards (19.6 avg.)... **Vs. Toledo (Oct. 25):** Hauled in six passes for 103 yards (17.2 avg.) and two TDs.

**HIGH SCHOOL:** Earned first-team all-state honors from the Illinois Football Coaches Association and first-team All-Illinois recognition from *USA Today* as a senior at Naperville (Ill.) Central High School after posting 1,179 receiving yards and 18 total TDs... Earned all-area honors from the *Chicago Sun-Times* and also earned all-conference accolades... Transferred to Naperville Central after spending his first three seasons at Metea Valley High School (Aurora, Ill.), where he had 23 catches for 403 yards (17.5 avg.) and four TDs as a junior... Finished his high school career with 60 receptions for 1,792 yards (29.9 avg.) and 20 TDs.

**PERSONAL:** Given name Jayden Kevon Reed... Born in Chicago, Ill.... His cousin, Robert Hughes, played running back in the NFL for the Indianapolis Colts (2012-13) and Arizona Cardinals (2014)... Hosted a youth football camp at Lansing (Mich.) Everett High School in September 2022.

## JAYDEN REED'S COLLEGE STATISTICS

Year	School	GP	GS	No	RECEIVING			
					Yds	Avg	Lg	TD
2018	Western Michigan	13	12	56	797	14.2	62	8
2020	Michigan State	7	7	33	407	12.3	55	3
2021	Michigan State	13	13	59	1,026	17.4	85	10
2022	Michigan State	11	11	55	636	11.6	35	5
<b>College totals (four years)</b>		<b>44</b>	<b>43</b>	<b>203</b>	<b>2,866</b>	<b>14.1</b>	<b>85</b>	<b>26</b>

*Rushing:* 1 for -9 yards in 2018, 6 for 17 yards in 2020, 7 for 34 yards and a TD in 2021, 4 for 11 yards in 2022; College total: 18 for 53 yards (2.9 avg.).

*Punt returns:* 12 for 215 yards and a TD in 2019, 2 for 14 yards in 2020, 12 for 238 yards and two TDs in 2020, 13 for 114 yards in 2022; College total: 39 for 581 yards (14.9 avg.) and three TDs.

*Kickoff returns:* 9 for 116 yards in 2018, 16 for 329 yards in 2020, 16 for 376 yards in 2021, 1 for 20 yards in 2022; College total: 42 for 841 yards (20.0 avg.).

## 85 TUCKER KRAFT

TIGHT END  
SOUTH DAKOTA STATEDrafted: Third Round > Overall: 78th  
Seventh tight end selected

Ht: 6-5 &gt; Wt: 259 &gt; Born: November 3, 2000 &gt; High School Hometown: Timber Lake, S.D.

## CAREER HIGHLIGHTS:

> Selected by the Packers in the third round (No. 78 overall) of the 2023 NFL Draft, becoming the fourth-highest pick in South Dakota State history (G Lynn Boden, No. 13 overall in 1975 / TE Dallas Goedert, No. 49 overall in 2018 / TE Steve Heiden, No. 69 overall in 1999).

> Was the sixth Jackrabbit drafted by Green Bay and the first since G Adam Timmerman (seventh round, No. 230 overall) in 1995.

> Limited to nine games with eight starts in 2022 due to an ankle injury, but earned third-team FCS All-America honors (The Associated Press and Stats Perform) and first-team All-Missouri Valley Football Conference (MVFC) accolades.

> Set career highs in games played (15), games started (10), receptions (65), receiving yards (780) and receiving TDs (six) in 2021, earning first-team All-America honors from Athlon, HERO Sports and Stats Perform and second-team AP All-America recognition.

> Led FCS tight ends in receptions in 2021, ranked No. 2 in receiving yards and was tied for No. 3 in receiving TDs.

> Played in seven games with three starts during the 2020-21 season that was postponed to February due to COVID-19.

> Redshirted as a freshman, seeing action in one game. Shared Scout Offense Player of the Week honors leading up to regular-season matchup vs. Northern Iowa.

> Majored in early childhood education.

**2022:** Was limited to nine games with eight starts due to an ankle injury, but earned third-team FCS All-America honors from AP and Stats Perform and was a first-team All-MVFC selection...Finished with 27 receptions for 348 yards (12.9 avg.) and three TDs...Also returned one kickoff for 30 yards...Recorded a reception in eight of nine games he played in...**Vs. Indiana State (Oct. 29):** Tied for the team lead with five receptions for 59 yards (11.8 avg.) and a TD that came on a 21-yard pass from QB Mark Gronowski to put SDSU up 42-7 early in the third quarter. Marked only the second time in his career he registered a TD in back-to-back games (2021)...**At Northern Iowa (Nov. 5):** Finished with four receptions for a season-high 69 yards (17.3 avg.), including a season-long reception of 57 yards in the second quarter down to the Northern Iowa 17 to help set up a field goal...**Vs. Illinois State (Nov. 12):** Recorded a season-best six receptions for 44 yards (7.3 avg.)...**Vs. Montana State (Dec. 17):** Tied his season high with 69 yards on four receptions (17.3 avg.) with a TD in the FCS semifinal win. Hauled in a 36-yard TD pass on the opening drive...**Vs. North Dakota State (Jan. 8):** Registered two receptions for 30 yards (15.0 avg.) to help SDSU win its first FCS national title in school history.

**2021:** Posted career highs in games played (15), games started (10), receptions (65), receiving yards (780) and receiving TDs (six), earning first-team All-America honors from Athlon, HERO Sports and Stats Perform and second-team AP All-America recognition...Led FCS tight ends in receptions, ranked No. 2 in receiving yards and was tied for No. 3 in receiving TDs...Finished No. 2 on the team in both receptions and receiving

## AT A GLANCE ...



- Earned numerous All-America honors (third-team recognition in 2022; first- and second-team honors in 2021) and was a first-team All-Missouri Valley Football Conference (MVFC) selection in each of his last two seasons.
- Played in 32 games with 21 starts for South Dakota State, recording 99 receptions for 1,218 yards (12.3 avg.) and nine touchdowns in his four seasons (2019-22).
- Ranked in the top 10 among FCS tight ends in receptions (92, No. 4), receiving yards (1,128, No. 5) and receiving TDs (nine, t-No. 7) in 2021-22 (Stats Pass).
- Part of teams that brought the Jackrabbits to the first two FCS national championship games (2021-22) in school history, including winning their first title in 2022.
- Lettered for four years in football, basketball and track at Timber Lake (S.D.) High School. Primarily played running back, middle linebacker and punter while seeing limited action at quarterback.

yards and caught multiple passes in all 15 games...**Vs. Lindenwood (Sept. 11):** Registered four receptions for 38 yards (9.5 avg.) and a career-high two TDs, hauling in second-quarter TDs of 5 and 13 yards...**At Indiana State (Sept. 25):** Shared the team's Offensive Player of the Week award after posting five receptions for 85 yards (17.0 avg.), including a 26-yard TD...**Vs. Southern Illinois (Oct. 9):** Posted career highs with 10 receptions for 124 receiving yards (12.4 avg.) and a TD, topping the 100-yard receiving mark for the first time in his career. The 10 catches were the second most by an FCS tight end during the 2021 season (Lafayette TE Steven Stilianos, Nov. 20 vs. Lehigh)...**Vs. Northern Iowa (Oct. 23):** Led the team with nine receptions for 123 yards (13.7 avg.). Hauled in a 36-yard pass to the Northern Iowa 39 to end the first quarter on a drive that resulted in a field goal to tie the game at 10. Registered a 25-yard reception early in the fourth quarter down to the Northern Iowa 9 that set up a TD on the next play...**Vs. North Dakota (Nov. 20):** Named the team's Offensive Player of the Week after recording two receptions for 32 yards (16.0 avg.), including a 23-yard catch-and-run TD in the final seconds of the first half that tied the game...**At Montana State (Dec. 18):** Tied for the team lead with six receptions for 96 yards (16.0 avg.), including a 25-yard catch in the first quarter and a 38-yarder in the second quarter.

**2020/2021:** Played in seven games with three starts during a season that was postponed to February due to COVID-19...Finished with seven receptions for 90 yards (12.9 avg.) with a long of 31 yards...Posted multiple receptions in three games...Was tied for No. 5 on the team in receptions...Rushed the ball once for 4 yards and returned one kickoff for 4 yards...Missed three games due to injury...Helped the Jackrabbits reach their first FCS national title game in school history (vs. Sam Houston)...**At Southern Illinois (Mar. 20):** Returned from injury to register two receptions for 14 yards (7.0 avg.)...**Vs. Holy Cross (April 24):** Shared the team's Offensive Player of the Week award after catching two passes for 24 yards (12.0 avg.) in the FCS playoff win. Hauled in a 19-yard pass in the second quarter to bring the Jackrabbits to the Holy Cross 26 that set up a TD four plays later...**Vs. Southern Illinois (May 2):** Registered two re-

ceptions for 33 yards (16.5 avg.) in a playoff quarterfinal win, including a season-long 31-yard reception in the third quarter to the Southern Illinois 26 that set up a TD on the next play...  
**Vs. Delaware (May 8):** Posted a reception for 19 yards in the semifinal victory. His reception came in the first quarter and moved SDSU to the Delaware 28 and the Jackrabbits scored two plays later to go up, 7-3.

**2019:** Redshirted and saw action in one game as a freshman...Shared Scout Offense Player of the Week honors leading up to regular-season matchup vs. Northern Iowa.

**HIGH SCHOOL:** Lettered for four years in football, basketball and track at Timber Lake (S.D.) High School...Primarily played running back, middle linebacker and punter while seeing limited action at quarterback...Rushed for 1,405 yards and 24 TDs as a senior, while adding 132 receiving yards and 56 tackles on defense en route to a spot on the *Sioux Falls Argus Leader* Elite 45...A four-year starter, he totaled 3,130 rushing yards and 50 TDs on offense to go along with 142 tackles and eight sacks on defense...Also threw five TD passes...Earned second-team all-state honors in basketball after averaging 14.2 points, eight rebounds and two steals per game.

**PERSONAL:** Given name Tucker John Kraft...Born in Bismarck, N.D. ....Nicknamed "Tuck."



## TUCKER KRAFT'S COLLEGE STATISTICS

Year	School	GP	GS	RECEIVING				
				No	Yds	Avg	Lg	TD
2019	South Dakota State	1	0	0	0	0.0	--	0
2020	South Dakota State	7	3	7	90	12.9	31	0
2021	South Dakota State	15	10	65	780	12.0	38	6
2022	South Dakota State	9	8	27	348	12.9	57	3
<b>College totals (four years)</b>		<b>32</b>	<b>21</b>	<b>99</b>	<b>1,218</b>	<b>12.3</b>	<b>57</b>	<b>9</b>

*Rushing:* 1 for 4 yards in 2020, 3 for 9 yards in 2021, 3 for 8 yards in 2022; College total: 7 for 21 yards (3.0 avg.).

*Kickoff returns:* 1 for 4 yards in 2020, 1 for 30 yards in 2022; College total: 2 for 34 yards (17.0 avg.).

## ALL-TIME PACKERS COMPENSATORY SELECTIONS (51)

Year	Rd	Player, Pos., School	Overall	Year	Rd	Player, Pos., School	Overall
1994	3	LeSHON JOHNSON, RB, Northern Illinois (from San Francisco 49ers)	84	2006	5b	TONY MOLL, T, Nevada	165
1994	6d	PAUL DUCKWORTH, LB, Connecticut (from San Francisco 49ers)	190	2006	7	DAVE TOLLEFSON, DE, Northwest Missouri St.	253
1996	3b	TYRONE WILLIAMS, CB, Nebraska	93	2007	7b	CLARK HARRIS, TE, Rutgers	243
1996	6	MARCO RIVERA, G, Penn State	208	2008	4b	JOSH SITTON, G, Central Florida	135
1996	7c	KEITH MCKENZIE, LB, Ball State	252	2010	5b	MARSHALL NEWHOUSE, G/T, TCU	169
1997	7c	RONNIE McADA, QB, Army	240	2011	4	DAVON HOUSE, CB, New Mexico State	131
1998	6b	MATT HASSELBECK, QB, Boston College	187	2012	4a	MIKE DANIELS, DT, Iowa	132
1999	3b	GLETIDUS HUNT, DT, Kentucky State	94	2012	4b	JEROME McMILLIAN, S, Maine	133
1999	4a	AARON BROOKS, QB, Virginia	131	2012	7a	ANDREW DATKO, T, Florida State	241
1999	4b	JOSH BIDWELL, P, Oregon	133	2012	7b	B.J. COLEMAN, QB, UT-Chattanooga	242
1999	6b	SCOTT CURRY, T, Montana	203	2013	5b	JOSH BOYD, DE, Mississippi State	167
2000	4c	GARY BERRY, S, Ohio State	126	2014	3b	RICHARD RODGERS, TE, California	98
2000	7c	CHARLES LEE, WR, Central Florida	242	2014	5b	JARED ABBREDDER, WR, Wisconsin	176
2000	7d	EUGENE McCASLIN, LB, Florida	249	2015	6b	CHRISTIAN RINGO, DT, Louisiana-Lafayette	210
2000	7e	RONDELL MEALEY, RB, Louisiana State	252	2015	6c	KENNARD BACKMAN, TE, Alabama-Birmingham	213
2001	6	DAVID MARTIN, TE, Tennessee	198	2016	4a	BLAKE MARTINEZ, LB, Stanford	131
2002	4	NAJEH DAVENPORT, FB, Miami (Fla.)	135	2016	4b	DEAN LOWRY, DE, Northwestern	137
2003	6	BRENNAN CURTIN, T, Notre Dame	212	2017	5b	AARON JONES, RB, Texas-El Paso	182
2003	7b	DeANDREW RUBIN, WR/KR, South Florida	253	2018	4	J'MON MOORE, WR, Missouri	133
2003	7c	CARL FORD, WR, Toledo	256	2018	5b	JK SCOTT, P, Alabama	172
2003	7d	STEVE JOSUE, LB, Carson-Newman	257	2018	5c	MARQUEZ VALDES-SCANTLING, WR, South Florida	174
2004	7	SCOTT WELLS, C, Tennessee	251	2018	6	EQUANIMOUS ST. BROWN, WR, Notre Dame	207
NOTE — The NFL actually has awarded the Packers only 47 such choices, but the team obtained two from San Francisco in 1994, when compensatories could be traded. Starting in 2017, compensatory picks were once again allowed to be traded. Green Bay obtained another compensatory pick via trade with Denver (No. 179) in 2022.							
2021	5b	ROYCE NEWMAN, G/T, Mississippi	142	2021	5b	SHEMAY JEAN-CHARLES, CB, Appalachian State	178
2021	6b	ISAIAH McDUFFIE, LB, Boston College	220	2022	4b	ZACH TOM, OL, Wake Forest	140
2022	4b	ZACH TOM, OL, Wake Forest	140	2022	5	KINGSLEY ENAGBARE, LB, South Carolina (from Denver Broncos)	179
2022	5	KINGSLEY ENAGBARE, LB, South Carolina (from Denver Broncos)	179	2022	7d	SAMORI TOURE, WR, Nebraska	258
2022	7d	SAMORI TOURE, WR, Nebraska	258	2023	7d	GRANT DuBOSE, WR, Charlotte	256



# 96 COLBY WOODEN

DEFENSIVE LINEMAN  
AUBURN

Drafted: Fourth Round > Overall: 116th  
12th defensive tackle selected



Ht: 6-4 > Wt: 273 > Born: December 21, 2000 > High School Hometown: Lawrenceville, Ga.

## CAREER HIGHLIGHTS:

> Selected by the Packers in the fourth round (No. 116 overall) of the 2023 NFL Draft, the fifth defensive lineman to be drafted by Green Bay out of Auburn in team history.

> Played in 40 games with 36 starts in four seasons with the Tigers, finishing his career with 152 tackles (91 solo), 30 tackles for a loss, 15 sacks, 23 QB hurries, six passes defended, three forced fumbles and three fumble recoveries.

> Earned third-team All-Southeastern Conference honors from Phil Steele's College Football as a senior in 2022 after recording career highs in sacks (six), tackles for a loss (11½) and QB hits (10).

> Started all 13 games as a junior in 2021 and earned All-SEC honorable mention from Pro Football Focus after posting a career-high 61 tackles (34 solo) along with five sacks and 8½ tackles for a loss.

> Was named to the SEC All-Freshman team in 2020, finishing the season with 42 tackles (19 solo) and a team-high 9½ tackles for a loss (No. 3 in the conference).

> Earned first-team all-state honors at Archer High School (Lawrenceville, Ga.), where he helped the Tigers advance to the Class 7A state semifinals.

> Was named the GHSA Region 8-AAAAA Defensive Player of the Year by the Atlanta Journal-Constitution as a senior.

> Majored in marketing.

**2022:** Started all 12 games and earned third-team All-SEC honors from Phil Steele's College Football after recording career highs in sacks (six), tackles for a loss (11½) and QB hits (10)...Led the team in QB hits and ranked No. 2 on the Tigers in both sacks and tackles for a loss...Finished with 45 tackles (36 solo), a team-high three forced fumbles, a team-best two fumble recoveries and a career-high three passes defended...

**Vs. Penn State (Sept. 10):** Registered five tackles (four solo) and a forced fumble...**Vs. Missouri (Sept. 24):** Posted four tackles (three solo) and a sack, bringing down QB Brady Cook for a 12-yard loss on the opening drive on third down to force a punt...**Vs. LSU (Oct. 1):** Recorded five tackles (all solo), two tackles for a loss and a sack. Sacked QB Jayden Daniels for a 6-yard loss on a third down in the first quarter to force a punt and also stopped Daniels for a 4-yard loss on a second-quarter run...**At Georgia (Oct. 8):** Registered five tackles (three solo), a sack and a fumble recovery. Brought down QB Stetson Bennett for a loss of 9 yards on third down on the opening drive of the second half, forcing a fumble that he recovered at the Georgia 19 to set up a field goal...**Vs. Arkansas (Oct. 29):** Posted a season-best eight tackles (seven solo), two tackles for a loss and a sack. Brought down QB KJ Jefferson for a loss of 3 yards on a sack midway through the third quarter...**At Mississippi State (Nov. 5):** Recorded four tackles (three solo), a sack and a fumble recovery. Recovered a QB Will Rogers fumble that was forced by LB Derick Hall late in the first half and later sacked Rogers for an 8-yard loss in the third quarter...**Vs. Texas A&M (Nov. 12):** Sacked QB Conner Weigman in the fourth quarter for a 10-yard loss, forcing a fumble that was recovered by the Tigers at the A&M 32 that set up a FG to put Auburn up, 13-3.

## AT A GLANCE ...



- Appeared in 40 games with 36 starts in four seasons with the Tigers, finishing his career with 152 tackles (91 solo), 30 tackles for a loss, 15 sacks, 23 QB hurries, six passes defended, three forced fumbles and three fumble recoveries.
- Earned third-team All-Southeastern Conference honors from Phil Steele's College Football as a senior in 2022 after recording career highs in sacks (six), tackles for a loss (11½) and QB hits (10).
- Started all 13 games as a junior in 2021 and earned All-SEC honorable mention from Pro Football Focus after posting a career-high 61 tackles (34 solo) along with five sacks and 8½ tackles for a loss.
- Was named to the SEC All-Freshman team in 2020, finishing the season with 42 tackles (19 solo) and a team-high 9½ tackles for a loss (No. 3 in the conference).
- Selected by the Packers in the fourth round (No. 116 overall) of the 2023 NFL Draft, the fifth defensive lineman to be drafted by Green Bay out of Auburn in team history.
- Earned first-team all-state honors at Archer High School (Lawrenceville, Ga.), where he helped the Tigers advance to the Class 7A state semifinals.

**2021:** Started all 13 games and earned All-SEC honorable mention from Pro Football Focus after posting a career-high 61 tackles (34 solo) along with five sacks and 8½ tackles for a loss...Ranked No. 3 on the team in sacks and No. 4 in tackles and tackles for a loss...**Vs. Akron (Sept. 4):** Registered two tackles (one solo) and 1½ sacks, including a fourth-down sack of QB Kato Nelson midway through the second quarter to give the Tigers the ball at the Akron 45...**Vs. Alabama State (Sept. 11):** Blocked a 20-yard field goal in the second quarter, one that was recovered by CB Nehemiah Pritchett and returned 80 yards for a TD. Also recovered a QB Ryan Nettles fumble in the third quarter to give the Tigers the ball at their own 49...**At Penn State (Sept. 18):** Posted four tackles (two solo), including 1½ tackles for a loss...**At LSU (Oct. 2):** Racked up seven tackles (two solo), including a shared tackle for a loss...**At Arkansas (Oct. 16):** Recorded four tackles (three solo) and a career-high two sacks. Brought down Jefferson for a 7-yard loss late in the first half and again for a 6-yard loss midway through the third quarter...**Vs. Alabama (Nov. 27):** Led the team with a career-high 11 tackles (eight solo) and added a sack when he brought down QB Bryce Young for a 2-yard loss early in the second quarter.

**2020:** Started all 11 games he appeared in as a redshirt freshman, finishing with 42 tackles (19 solo), four sacks, 9½ tackles for a loss, six QB hits and a pass defended...Was named to the SEC All-Freshman team after leading the team and finishing No. 3 in the conference in tackles for a loss...**At Georgia (Oct. 3):** Posted a season-high six tackles (one solo)...**Vs. Arkansas (Oct. 10):** Matched his season best with six tackles (five solo) with two tackles for a loss and a sack. Brought down QB Felipe Franks for a 1-yard loss on the opening drive of the game for his first career sack as he forced a three-and-out...**At South Carolina (Oct. 17):** Matched his season high for the third straight week with six tackles (two solo) and two tackles for a loss, including a stop of QB Collin Hill for a 3-yard loss



on a first-and-goal run...**vs. Tennessee (Nov. 21):** Posted a season-high 1½ sacks, including a 5-yard sack of QB Jarrett Guarantano on a third-and-4 early in the fourth quarter that forced the Volunteers to settle for a 37-yard FG that they missed on the next play.

**2019:** Appeared in three games as a true freshman, recording four tackles (two solo) and a shared tackle for a loss... Was sidelined for much of the season due to mononucleosis... **vs. Kent State (Sept. 14):** Made his collegiate debut, helping to bring down RB Joachim Bangda for a 1-yard loss on a run midway through the fourth quarter.

**HIGH SCHOOL:** Earned first-team all-state honors at Archer High School (Lawrenceville, Ga.), where he helped the Tigers advance to the Class 7A state semifinals... Was named the GHSA Region 8-AAAAA Defensive Player of the Year by the *Atlanta Journal-Constitution* as a senior... Earned all-county and all-region recognition as a senior... Also played basketball for two seasons.

**PERSONAL:** Given name Colby Wooden... Born in New Orleans, La. ... His younger brother, Caleb, plays safety at Auburn... His father, Irvin, played linebacker at Louisiana Tech.



## COLBY WOODEN'S COLLEGE STATISTICS

Year	School	GP	—Tackles—			Sacks		Interceptions			Fumbles				
			GS	Total	UT	AT	No	Yds	No	Yds	LG	TD	PD	FR	FF
2019	Auburn	4	0	4	2	2	0	0	0	0	--	0	0	0	0
2020	Auburn	11	11	42	19	23	4	21	0	0	--	0	1	0	0
2021	Auburn	13	13	61	34	27	5	24	0	0	--	0	2	1	0
2022	Auburn	12	12	45	36	9	6	48	0	0	--	0	3	2	3
<b>College totals (four years)</b>		<b>40</b>	<b>36</b>	<b>152</b>	<b>91</b>	<b>61</b>	<b>15</b>	<b>93</b>	<b>0</b>	<b>0</b>	<b>--</b>	<b>0</b>	<b>6</b>	<b>3</b>	<b>3</b>

Tackles for a loss: ½ in 2019, 9½ in 2020, 8½ in 2021, 11½ in 2022; College total: 30.

### LOWEST-DRAFTED PACKERS PRO BOWLERS, 1939-2022

Drafted	Player	Pro Bowls
1956 (17, 200)	Bart Starr	4 (1960-62, 66)
1973 (12, 308)	Larry McCarren	2 (1982-83)
1987 (10, 255)	Don Majkowski	1 (1989)
1990 (6, 159)	Bryce Paup	1 (1994)
1992 (6, 157)	Mark Chmura	3 (1995, 97-98)
1994 (5b, 149)	Dorsey Levens	1 (1997)
1995 (5b, 170)	Travis Jervey	1 (1997)
1997 (6, 208)	Marco Rivera	3 (2002-04)
1999 (7b, 213)	Donald Driver	4 (2002, 06-07, 10)
2000 (5a, 149)	Kabeer Gbaja-Biamila	1 (2003)
2002 (5a, 156)	Aaron Kampman	2 (2006-07)
2004 (7, 251)	Scott Wells	1 (2011)
2017 (5b, 182)	Aaron Jones	1 (2020)

### UNDRAFTED FREE AGENT PACKERS PRO BOWLERS

Name	Pro Bowls	Signed
Clarke Hinkle	2 (1938, 40)	1932
Don Hutson	3 (1940-42)	1935
Carl Mulleneaux	1 (1940)	1938
Willie Wood	7 (1962, 64-67, 69-70)	1960
Bob Brown	1 (1972)	1966
Paul Coffman	3 (1982-84)	1978
Sam Shields	1 (2014)	2010

■ Includes players drafted or signed by Green Bay.

■ Years represent the season in which the player was selected, not the year the game was played. Other than in 1940 and 1942, the Pro Bowl has been played in January or February following the regular season. The first game was played following the 1938 season.

■ The list does not include Packers who played in the game following the 1939 season. As the 1939 NFL champion, the Packers played the Pro All-Stars and their entire roster participated.

■ Hinkle and Hutson were signed before there was an NFL draft.

# 8 SEAN CLIFFORD

QUARTERBACK  
PENN STATE

Drafted: Fifth Round (a) > Overall: 149th  
11th quarterback selected



Ht: 6-2 > Wt: 218 > Born: July 14, 1998 > High School Hometown: Cincinnati, Ohio

## CAREER HIGHLIGHTS:

> Selected by Green Bay with the first of two choices in the fifth round (No. 149 overall) of the 2023 NFL Draft, becoming the first Penn State quarterback to be drafted by the Packers.

> Was the highest-drafted Penn State quarterback since Christian Hackenberg (second round, No. 51 overall) was selected by the N.Y. Jets in 2016 and became just the third Nittany Lion quarterback to be drafted since 2000.

> Finished as Penn State's all-time leader in completion percentage (61.4), completions (833), passing yards (10,661), total yards (11,734), passing touchdowns (86), pass attempts (1,356) and wins as a starting quarterback (32).

> Finished No. 4 in Big Ten history in career TD passes, No. 5 in passing yards and No. 7 in both completions and attempts.

> Earned All-Big Ten honorable mention from the coaches and media in three of his final four seasons (2019, 2021-22).

> Posted 607 career passing yards in bowl games, No. 2 in program history.

> In 2022, finished No. 3 for a single season in school history in completion percentage (64.4), tied for No. 4 in passing TDs, No. 5 in both passing efficiency (150.5) and TDs responsible for (29), No. 8 in both completions (226) and passing yards (2,822) and No. 9 in total yards (2,998)

> His 2021 season ranked No. 3 all-time in a single season at Penn State in both passing yards (3,107) and completions (261), No. 5 in completion percentage (61.0), tied for No. 2 in 300-yard passing games (four) and tied for No. 6 in 200-yard passing games (eight).

> Is the only QB in school history to have three games with 250 passing yards and three passing TDs in two different seasons (2019 and 2021).

> In 2020, finished No. 2 in the Big Ten in passing yards (1,883), passing TDs (16), passing attempts (251) and total offense (2,218) and was No. 3 in passing efficiency (137.45).

> Posted five games with three-plus passing TDs in 2019, including two with four TDs to become only the fifth QB in program history to have multiple games in a season with four-plus passing TDs.

> Earned degrees in advertising/public relations and journalism with a minor in psychology.

**2022:** Started 13 games, completing 226 of 351 passes (64.4 pct.) for 2,822 yards and 24 TDs with seven interceptions...Rushed for 176 yards and five TDs on 69 carries (2.6 avg.)...Also recorded two receptions for 24 yards (12.0 avg.) and a tackle (solo)...Joined LB Jonathan Sutherland as the only four-time captains in school history...Earned All-Big Ten honorable mention from the coaches and media...Finished No. 3 for a single season in school history in completion percentage (64.4), tied for No. 4 in passing TDs, No. 5 in both passing efficiency (150.5) and TDs responsible for (29), No. 9 in total yards (2,998) and No. 8 in both completions (226) and passing yards (2,822)...Earned Academic All-Big Ten recognition and was a finalist for the Jason Witten Collegiate Man of the Year award...**At Purdue (Sept. 1):** Completed 20 of 37 passes (54.1 pct.) for 282 yards and a career-high-tying four TDs along with a rushing TD, earning Big Ten Offensive Player of the Week honors. Connected with RB Keyone Lee for a 10-yard TD pass with 57 seconds remaining to give PSU the lead...**Vs. Minnesota (Oct.**

## AT A GLANCE ...



- Played in 51 games with 46 starts in five seasons (2018-22) and finished as Penn State's all-time leader in completion percentage (61.4), completions (833), passing yards (10,661), total yards (11,734), passing touchdowns (86), pass attempts (1,356) and wins as a starting quarterback (32).
- Is one of only two four-time captains in school history (LB Jonathan Sutherland).
- One of two Nittany Lions to reach 11,000 yards of total offense (11,758) and was the only QB in school history to eclipse 10,000 passing yards.
- Finished his career ranked No. 3 in school history in passing efficiency (143.8) and 300-yard games (eight), No. 2 in TDs responsible for (100) and 200-yard passing games (27) and tied for No. 6 in yards per passing attempt (7.9).
- Among Penn State QBs, ranks No. 3 all-time in rushing yardage (1,073) and No. 4 in rushing TDs (15).
- Finished No. 4 in Big Ten history in career TD passes, No. 5 in passing yards and No. 7 in both completions and attempts.
- Was the first player to be a two-year team captain at St. Xavier High School (Cincinnati, Ohio), finishing his career ranked No. 4 in school history with 4,004 career passing yards.

**22):** Was named the Big Ten Offensive Player of the Week after completing 23 of 31 passes (74.2 pct.) for 295 yards and four TDs, including three TD passes of 20-plus yards...**Vs. Utah (Rose Bowl, Jan. 2):** Completed 16 of 21 passes (76.2 pct.) for 279 yards and two TDs to earn Rose Bowl Game Offensive MVP honors and was the coaching staff's Offensive Player of the Week. Connected with WR KeAndre Lambert-Smith on a season-long 88-yard TD pass, the fourth-longest pass play in school history.

**2021:** Started all 13 games and earned All-Big Ten honorable mention from the coaches and media...Connected on 261 of 428 passes (61.0 pct.) for 3,107 yards and 21 TDs with eight INTs...Posted 163 rushing yards and two TDs on 99 carries (1.6 avg.)...Voted a team captain for the third time...Finished No. 4 in the Big Ten in completions per game (20.1; No. 30 nationally), No. 5 in both passing TDs (No. 36 nationally) and yards (No. 31 nationally), and No. 6 in total offense per game (251.5)...Became the first QB in school history to have three games with 250 passing yards and three passing TDs in two different seasons (four games in 2021 and three games in 2019)...His 3,107 yards passing and 261 completions ranked No. 4 in school single-season history and his 61.0 completion percentage ranked No. 5...Registered eight 200-yard passing games, tied for No. 6 in school annals...Was a member of the 2021 National Football Foundation (NFF) National Scholar-Athlete Class...Selected to the Allstate American Football Coaches Association (AFCA) Good Works Team, which recognizes college football athletes for their unwavering commitment to community service and their "good works" off the field...Earned a spot on the Senior CLASS (Celebrating Loyalty and Achievement for Staying in School) Award first team...Selected as Penn State's Big Ten Sportsmanship Award honoree...Earned Academic All-Big Ten honors...Earned the team's Public Service Award and Lion's Pride Outstanding Senior Player Award...**Vs. Auburn (Sept. 18):** Completed 28 of 32 passes (87.5 pct.) for 280 yards and two TDs and was named to the Manning Award Stars of the Week and Davey O'Brien Award Great 8 Lists. His 87.5 completion percentage was the highest single-game mark by a Penn State quarterback in the last 25 years...**Vs. Villanova (Sept. 25):** Named the Big Ten co-Offensive Player of

the Week and was the coaching staff's Offensive Player of the Week after completing 19 of 26 passes (73.1 pct.) for a career-high 401 yards and a career-high-tying four TDs. Completed seven passes of 20-plus yards and four passes of 50-plus yards. Became the first PSU quarterback to throw for 400 yards and four TDs and the second QB to throw for 400 yards in a game...**At Ohio State (Oct. 30):** Completed a career-high 38 passes on 52 attempts (67.3 pct) for 361 yards and a TD, tying QB Matt McGloin (vs. Northwestern, 2012) for the most completions in a single game in program history.



**2020:** Saw action in nine games with eight starts and completed 152 of 251 passes (61.0 pct.) for 1,883 yards (7.5 avg.) and 16 TDs with nine INTs...Also carried the ball 99 times for 335 yards (3.4 avg.) and three TDs...Finished No. 2 in the Big Ten in passing yardage, passing TDs and attempts (251) and was No. 3 in passing efficiency (137.45)...Ranked No. 2 in the conference with 2,218 yards of total offense...Led the Big Ten in passing plays of 70-plus yards (two, t-No. 7 nationally) and 60-plus yards (four, t-No. 6)...Earned Academic All-Big Ten honors and the team's Public Service Award...**At Indiana (Oct. 24):** Completed 24 of 35 passes (68.6 pct.) for 238 yards and three TDs and rushed for a career-high 119 yards for 17 carries (7.0 avg.), his first career 100-yard rushing game...**Vs. Ohio State (Oct. 31):** Totaled 281 yards and three TDs on 18-of-30 passing (60.0 pct.), including six completions of 20-plus yards. Threw all three TD passes in the second half, including two in the fourth quarter...**Vs. Illinois (Dec. 19):** Completed 16 of 22 passes (72.7 pct.) for 285 yards and two TDs, connecting with WR Jahan Dotson on a pair of 70-plus-yard TDs (75, 70), the first time in program history the Nittany Lions registered two passing plays of 70-plus yards in the same game.

win over St. Ignatius...Finished his career ranked No. 4 in school history with 4,004 career passing yards and set the school records for QBs with 1,110 rushing yards and 20 rushing TDs...Guided the school to three consecutive Greater Catholic League South titles in three seasons as the starting QB...Earned all-city and all-district honors and was named team MVP as a senior, completing 123 of 216 passes (56.2 pct.) for 1,426 yards and nine TDs while adding 571 yards and 12 TDs on 152 carries (3.8 avg.)...Earned first-team all-state recognition as a senior from MaxPreps/JJ Huddle...Was invited to the Under Armour All-American Game and the Army All-American Game...Attended the 2017 Under Armour Game, but was unable to play due to injury...Was a 2016 Elite 11 Finalist and was named Most Accurate Passer at Elite 11 competition...Accounted for 1,746 passing yards, 225 rushing yards and 18 total TDs (12 passing, six rushing) as a junior in 2015...Accumulated 832 passing yards, 314 rushing yards and 11 total TDs (nine passing, two rushing) as a sophomore in 2014...Also lettered in basketball as a freshman and track & field as a junior.

**2019:** Started all 12 games and earned All-Big Ten honorable mention from the coaches and media and was an Academic All-Big Ten selection...Ranked No. 3 in the Big Ten in passing TDs (23), yards per completion (14.04) and yards per pass attempt (8.32) and No. 4 in passing efficiency (148.54) and total yards per game (254.7)...Ranked No. 3 among Big Ten QBs with an average of 33.5 rushing yards per game (402 yards on 116 carries, 3.5 avg.)...Completed 39 passes of 20-plus yards...Was the fifth quarterback in program history to have multiple games with four-plus passing TDs...**At Maryland (Sept. 27):** Selected as the Big Ten co-Offensive Player of the Week after completing 26 of 31 passes (83.9 pct.) for 398 yards and three TDs. Added 54 rushing yards on seven carries (7.7 avg.) with a TD to set a career high with 452 yards of total offense. Completed his first nine passes of the game, totaling 166 yards and two TDs. Threw for 287 yards in the first half, breaking the school record held by QB Trace McSorley (258; Georgia State, 2017).

**PERSONAL:** Given name Sean Burke Clifford...Born in Barrington, Ill. ...His younger brother, Liam, plays wide receiver at Penn State...His father, John, played football and baseball at the University of Dubuque...Along with Liam, founded Limitless NIL, which seeks to help student-athletes build cutting-edge brands and business relationships designed for the world of NIL (Name, Image, Likeness)...Served as Penn State Football's leadership liaison for volunteer activities in 2021, leading the team and encouraging his teammates to participate in volunteer activities throughout the community...Participated in the Reading Rewards Program, visiting elementary schools on a regular basis to read stories to classes and encourage the youth to read...Helped raise money each year for the Life for Life event, a fundraiser for kidney cancer treatment and research...Participated in TeamIMPACT, a program that matches children facing serious illness and disability with college sports teams.

**2018:** Appeared in four games as a redshirt freshman, completing 5 of 7 passes (71.4 pct.) for 195 yards (27.9 avg.) and two TDs...Completed the first five passes of his career...Was an Academic All-Big Ten selection...**Vs. Kent State (Sept. 15):** Completed all three of his passes for 117 yards, including a career-long 95-yard TD pass to WR Daniel George in the fourth quarter.

**HIGH SCHOOL:** Was the first player to be a two-time team captain at St. Xavier High School (Cincinnati, Ohio), leading the team to the Division I state title as a senior in 2016 with a double-overtime

**SEAN CLIFFORD'S COLLEGE STATISTICS**

Year	School	GP	GS	Att	Cmp	Yds	Yds/				Lg
							Cmp%	Att	TD	Int	
2018	Penn State	4	0	7	5	195	71.4	27.9	2	0	95t
2019	Penn State	12	12	319	189	2,654	59.2	8.3	23	7	72t
2020	Penn State	9	8	251	152	1,883	60.6	7.5	16	9	75t
2021	Penn State	13	13	428	261	3,107	61.0	7.3	21	8	86t
2022	Penn State	13	13	351	226	2,822	64.4	8.0	24	7	88t
<b>College totals (five years)</b>		<b>.51</b>	<b>46</b>	<b>1,356</b>	<b>833</b>	<b>10,661</b>	<b>61.4</b>	<b>7.9</b>	<b>86</b>	<b>31</b>	<b>95t</b>

Rushing: 5--3 in 2018; 116-402, 5 TDs in 2019; 99-335, 3 TDs in 2020; 99-163, 2 TDs in 2021; 69-176, 5 TDs in 2022; College total: 388-1,073, 15 TDs.  
Receiving: 2-24 in 2022.



# 13 DONTAYVION WICKS

WIDE RECEIVER  
VIRGINIA

Drafted: Fifth Round (b) > Overall: 159th  
19th wide receiver selected



Ht: 6-1 > Wt: 206 > Born: June 16, 2001 > High School Hometown: Plaquemine, La.

## CAREER HIGHLIGHTS:

> Selected by the Packers with the second of two choices in the fifth round (No. 159 overall), the first WR drafted by Green Bay out of the University of Virginia in franchise history.

> Appeared in 30 games with 19 starts in three seasons (2019, 2021-22) with the Cavaliers, finishing his career with 90 receptions for 1,694 yards (18.8 avg.) and 12 TDs.

> Posted 34 career receptions of 20-plus yards, the most by a Cavalier since 2000, and had six TD catches of 40-plus yards.

> Started the first eight games of the season in 2022 before missing the final two with an injury, finishing No. 2 on the team with 30 receptions for 430 yards (14.3 avg.) and two TDs.

> Set the single-season school record for receiving yards with 1,203 yards on 57 catches (21.1 avg.) in 2021, surpassing WR Herman Moore's mark of 1,190 yards in 1990.

> His average of 21.1 yards per reception in 2021 led the Atlantic Coast Conference and ranked No. 5 in the country.

> Registered six 100-yard receiving games in 2021, tying WR Germane Crowell (1997) for the most in a season in school history.

> Became just the fifth Cavalier to register 1,000-plus yards in a season and matched Moore as the fastest to 1,000 receiving yards in school history (10 games).

> Appeared in 10 games as a true freshman in 2019 and caught three passes for 61 yards (20.3 avg.) and a TD.

> Earned second-team all-district honors as a senior at Plaquemine (La.) High School, where he played WR and QB.

> Earned his degree in American studies.

**2022:** Started the first eight games of the season before missing the final two with an injury, finishing No. 2 on the team with 30 receptions for 430 yards (14.3 avg.) and two TDs...Posted four-plus receptions in six of eight games played...Was named to the Biletnikoff Award Watch List and was one of 14 receivers on the preseason Maxwell Award Watch List...**Vs. Old Dominion (Sept. 17):** Hauled in four passes for 85 yards (21.3 avg.)...**Vs. Louisville (Oct. 8):** Caught four passes for 69 yards (17.3 avg.), highlighted by a 40-yard TD grab in the first quarter...**At Georgia Tech (Oct. 30):** Registered a season-high 99 yards receiving on four catches (24.8 avg.), including a 37-yard grab and a 44-yard TD reception midway through the second quarter that was the school-record 57th TD pass of QB Brennan Armstrong's career.

**2021:** Appeared in all 12 games with 11 starts and set the single-season school record for receiving yards with 1,203 yards on 57 catches (21.1 avg.), surpassing Moore's mark of 1,190 yards in 1990...Led the team with a career-high 99 receiving TDs...Earned first-team All-ACC honors and honorable mention All-America recognition from Pro Football Network...Was named the Offensive End of the Year by the Richmond Touchdown Club...His average of 21.1 yards per reception led the ACC and ranked No. 5 in the country...Registered six 100-yard receiving games on the season, tying Crowell (1997) for the most in a season in school history...Became just the fifth

## AT A GLANCE ...



- Set the University of Virginia single-season school record for receiving yards with 1,203 yards on 57 catches (21.1 avg.) in 2021, surpassing WR Herman Moore's mark of 1,190 yards in 1990.
- His average of 21.1 yards per reception in 2021 led the Atlantic Coast Conference and ranked No. 5 in the country.
- Registered six 100-yard receiving games in 2021, tying WR Germane Crowell (1997) for the most in a season in school history.
- Appeared in 30 games with 19 starts in three seasons (2019, 2021-22) with the Cavaliers, finishing his career with 90 receptions for 1,694 yards (18.8 avg.) and 12 TDs.
- Posted 34 career receptions of 20-plus yards, the most by a Cavalier since 2000.
- Selected by the Packers with the second of two choices in the fifth round (No. 159 overall), the first WR drafted by Green Bay out of the University of Virginia in franchise history.
- Earned second-team all-district honors as a senior at Plaquemine (La.) High School, where he played WR and QB.

Cavalier to register 1,000-plus yards in a season and matched Moore as the fastest to 1,000 receiving yards in school history (10 games)...Posted 27 receptions of 20-plus yards, the most in a single season by a Cavalier since 2000...**Vs. Illinois (Sept. 11):** Hauled in three passes for 69 yards (23.0 avg.) and a career-high two TDs, posting a 28-yard TD grab in the first quarter and a 6-yarder late in the second quarter...**At North Carolina (Sept. 18):** Registered a career-high 183 yards and a TD on seven catches (26.1 avg.), the sixth-most receiving yards in a game in school history. Posted a 40-yard TD grab in the second quarter...**Vs. Wake Forest (Sept. 24):** Posted eight receptions for 114 yards (14.3 avg.) and a TD...**Vs. Duke (Oct. 16):** Hauled in seven passes for 125 yards (17.9 avg.) and a TD, earning ACC Wide Receiver of the Week honors for his performance...**Vs. Georgia Tech (Oct. 23):** Took home the ACC Wide Receiver of the Week award for the second straight week after posting six receptions for 168 yards (28.0 avg.). Matched his career high with two TD catches, including a career-long 77-yarder in the second quarter that was the longest play from scrimmage for Virginia on the season...**At BYU (Oct. 30):** Registered his third consecutive 100-yard receiving game, finishing with four receptions for 125 yards (31.3 avg.) and a TD, joining Crowell (1997) as the only players in school history with three straight 100-yard receiving outings. Caught a 70-yard TD pass in the second quarter, his second straight game with a TD reception of 70-plus yards...**At Pittsburgh (Nov. 20):** Posted a career-high 10 receptions for 144 yards (14.4 avg.).

**2020:** Was sidelined for the entire season after sustaining an injury in preseason camp.

**2019:** Appeared in 10 games and posted three receptions for 61 yards (20.3 avg.) and a TD...**Vs. Duke (Oct. 19):** Made his first collegiate catch when he hauled in a 12-yard pass...**Vs. Liberty (Nov. 23):** Registered two receptions for 49 yards (24.5 avg.), highlighted by a 44-yard TD grab in the fourth quarter.



**HIGH SCHOOL:** Earned second-team all-district honors as a senior at Plaquemine (La.) High School, where he played WR and QB...As a junior in 2017, posted 12 receptions for 212 yards (17.7 avg.) to help lead the team to a district championship...Also played basketball.

**PERSONAL:** Given name Dontayvion Jaquain Wicks...Nick-name is "Tay"...First name is pronounced don-TAY-vee-in...Born in Baton Rouge, La.



## DONTAYVION WICKS' COLLEGE STATISTICS

		RECEIVING						
Year	School	GP	GS	No	Yds	Avg	Lg	TD
2019	Virginia	10	0	3	61	20.3	44t	1
2020	Virginia	(did not play - injury)						
2021	Virginia	12	11	57	1,203	21.1	77t	9
2022	Virginia	8	8	30	430	14.3	44t	2
<b>College totals (three years)</b>		<b>30</b>	<b>19</b>	<b>90</b>	<b>1,694</b>	<b>18.8</b>	<b>77t</b>	<b>12</b>

## MOST PACKERS SELECTIONS, SEVEN-ROUND ERA (1994-2023)

No	Year	Compensatory Selections	Notable selections
13	2023	1	LB Lukas Van Ness (1), TE Luke Musgrave (2a), WR Jayden Reed (2b), TE Tucker Kraft (3)
	2020	4	TE Bubba Franks (1), T Chad Clifton (2), LB Na'ii Diggs (4a), DE Kabeer Gbaja-Biamila (5a), T Mark Tauscher (7a)
	12	1999	4
11	2006	2	LB A.J. Hawk (1), G Daryn Colledge (2a), WR Greg Jennings (2b)
	2022	3	LB Quay Walker (1a), DL Devonte Wyatt (1b), WR Christian Watson (2)
10	2005	0	QB Aaron Rodgers (1), S Nick Collins (2a), LB Brady Poppinga (4b)
	2007	1	WR James Jones (3a), LB Desmond Bishop (6b), K Mason Crosby (6c)
	2013	1	DE Datone Jones (1), RB Eddie Lacy (2), T David Bakhtiari (4a), T JC Tretter (4b), RB Johnathan Franklin (4c)
	2018	4	CB Jaire Alexander (1), CB Josh Jackson (2), LB Oren Burks (3), WR Marquez Valdes-Scantling (5c)
10	1995	0	CB Craig Newsome (1), FB William Henderson (3b), LB Brian Williams (3c), WR Antonio Freeman (3d), G Adam Timmerman (7)
	2011	1	T Derek Sherrod (1), WR Randall Cobb (2), RB Alex Green (3)
	2017	1	CB Kevin King (2a), RB Jamaal Williams (4b), RB Aaron Jones (5b)

*Brian Gutekunst drafts in bold*

# 94 KARL BROOKS

DEFENSIVE LINEMAN  
BOWLING GREEN

Drafted: Sixth Round (a) > Overall: 179th  
35th defensive lineman selected



Ht: 6-3 > Wt: 296 > Born: May 8, 2000 > High School Hometown: Lansing, Mich.

## CAREER HIGHLIGHTS:

> Selected by the Packers with the first of two picks in the sixth round (No. 179 overall) of the 2023 NFL Draft, a pick obtained from Tampa Bay along with a 2023 second-round pick (No. 50 overall) in exchange for a 2023 second-round pick (No. 48 overall).

> Became the fourth player Green Bay has drafted from Bowling Green and the first since LB Mark Emans in 1984 (12th round, No. 323 overall).

> Is the seventh Bowling Green player to be selected in the NFL Draft since 2000 and the first since WR Scott Miller in 2019 (Tampa Bay, sixth round, No. 208 overall).

> Earned first-team All-America honors from Pro Football Focus, honorable mention All-America recognition from Pro Football Network and first-team All-MAC (PFF, PFN) honors in 2022 after recording a career-best 10 sacks to rank No. 3 all-time in school history for a single season.

> Ranked No. 3 in the conference and tied for No. 10 in the country in sacks in 2022 and ranked No. 3 in the MAC and tied for No. 9 in the nation with a career-high 18 tackles for a loss.

> Earned third-team All-MAC honors and All-MAC honorable mention from PFF after finishing the 2021 regular season ranked No. 5 in the conference with 7½ sacks.

> Started all three games he played in what was a five-game 2020 season for the Falcons and tied for the team lead with two sacks.

> In 2019, ranked No. 2 on the team with 8½ tackles for loss, recorded a team-best 4½ sacks and tied for the team lead with a career-high two forced fumbles.

> Played in all 12 games as a true freshman in 2018 with eight starts, leading the team in sacks (3½) and tying for No. 2 in tackles for a loss (4½).

> Earned his degree in individualized studies.

**2022:** Was a team captain for the second straight year and started all 13 games...Earned first-team All-America honors from Pro Football Focus, honorable mention All-America recognition from Pro Football Network and first-team All-MAC honors (PFF, PFN)...Recorded a career-best 10 sacks to rank No. 3 all-time in school history for a single season...Ranked No. 3 in the conference and tied for No. 10 in the country in sacks...Also posted career highs in tackles (50), solo tackles (30), tackles for a loss (18, No. 3 in the MAC and tied for No. 9 in the nation), passes defended (four) and fumble recoveries (one), and tied his career high with two forced fumbles...Selected to play in the 2023 Senior Bowl...Named to the final watch list for the Ted Hendricks Award, an award that is given annually to college football's top defensive end...**vs. Marshall (Sept. 17):** Named the MAC East Defensive Player of the Week after finishing No. 2 on the team with five tackles (three solo) to go with a sack on a third-and-7 that forced a punt. Also recovered a fumble at the Bowling Green 4...**At Akron (Oct. 1):** Named to PFF's National Team of the Week after posting seven tackles (four solo), 2½ sacks and 3½ tackles for a loss. Split a sack with DL Dierre Kelly on a third-and-7 in the second quarter to force a punt and his two full sacks occurred on back-to-back

## AT A GLANCE ...



- Finished with 27½ career sacks to rank No. 3 all-time in program history. Dating back to 2005, ranks No. 6 in the Mid-American Conference in sacks (www.sports-reference.com).
- Started all 52 games he played in over five seasons (2018-22), recording 167 tackles (77 solo), 46 tackles for a loss, an interception, six passes defended, six forced fumbles and a fumble recovery.
- Served as a team captain for his final two seasons.
- Ranked No. 3 in the conference and tied for No. 10 in the country in 2022 with a career-best 10 sacks and posted a career-best 18 tackles for a loss that ranked No. 3 in the MAC and tied for No. 9 in the nation.
- Selected first-team All-American by Pro Football Focus, honorable mention All-American by Pro Football Network and first-team All-MAC (PFF, PFN) in 2022 and earned third-team All-MAC honors and honorable mention All-MAC (PFF) in 2021.
- Earned second-team all-state honors from the *Detroit News* and was a first-team all-conference selection while also being named to the *Lansing State Journal* "Dream Team" at Lansing (Mich.) Sexton High School.

plays to force a third-and-22 in the fourth quarter...**vs. Miami of Ohio (Oct. 15):** Recorded three tackles (two solo), 1½ tackles for a loss and a QB hurry, helping a defense that held the RedHawks to just 189 yards of total offense. It marked the first time since 2019 against Akron that BGSU held an opponent under 200 yards of total offense...**At Central Michigan (Oct. 22):** Posted three tackles (all solo) and three tackles for a loss, and led the team with three sacks, including forcing a fumble on a sack that OLB Demetrius Hardamon returned for a TD in the fourth quarter. It was only the fifth time since 2000 that a Falcon had three-plus sacks in a game and the first since 2011 (Chris Jones against Temple)...**vs. Western Michigan (Nov. 2):** Posted a team-high seven tackles (five solo), a half-sack, a QB hurry and a forced fumble...**At Toledo (Nov. 15):** Recorded seven tackles (three solo), two sacks and four tackles for a loss. Became the fifth player to record at least four tackles for a loss in a game against Toledo dating back to 2000.

**2021:** Started all 12 games, was a team captain and earned third-team All-MAC honors and All-MAC honorable mention (PFF)...Finished the regular season ranked No. 5 in the MAC with 7½ sacks...Also recorded 42 tackles (15 solo), 12½ tackles for a loss and a forced fumble...**At Tennessee (Sept. 2):** Notched five tackles (four solo) and a tackle for a loss, and sacked QB Joe Milton III for a loss of 3 yards on third-and-16 to force a punt in the first quarter...**vs. Akron (Oct. 9):** Registered four tackles (three solo), 3½ tackles for a loss and two sacks, including a sack of QB Kato Nelson at the Akron 1 for a loss of 8 yards to force a punt early in the second quarter. Part of a defense that allowed 3 yards of total offense and forced two turnovers in the first quarter...**vs. Eastern Michigan (Oct. 23):** Posted a season-high six tackles (all assists), tied for the fourth most on the team...**At Buffalo (Oct. 30):** Matched his season best with six tackles (two solo), including a team-high two tackles for a loss and a sack. Brought down QB Kyle Vantrease for a loss of 7 yards on a third-and-6 to force a punt

early in the second quarter. **...Vs. Ohio (Nov. 26):** Recorded four tackles (three solo), two sacks, 2½ tackles for a loss and a forced fumble. Led the team in both sacks and tackles for a loss. Sacked QB Kurtis Rourke for a loss of 6 yards to force a third-and-17 that was not converted late in the second quarter. Late in the third quarter, recorded a sack/forced fumble on Rourke that Ohio recovered for a loss of 9 yards to force a punt on fourth-and-22.

**2020:** Started all three games he played in what was a five-game season for the Falcons... Finished with 10 tackles (three solo) and 2½ tackles for a loss, and tied for the team lead with two sacks... **...At Ohio (Nov. 28):** Posted a season-best five tackles (two solo) and a shared tackle for a loss. Four of his tackles were within 2 yards of the line of scrimmage... **...At Akron (Dec. 5):** Registered three tackles (two solo), two tackles for a loss and two sacks. All three of his tackles were for a gain of a yard. His second sack of QB Zach Gibson went for a loss of 12 yards on a third-and-2.

**2019:** Started all 12 games, recording 33 tackles (16 solo), 8½ tackles for a loss (No. 2 on the team), a team best 4½ sacks, four QB hurries, an interception, two forced fumbles (career best, tied for the team lead) and a pass defended... Part of a defense that held three opponents to fewer than 10 points, marking the first season since 2013 with three or more games of single-digit scoring by opponents... **...At Kansas State (Sept. 7):** Talled three tackles (all solo), a sack and a tackle for a loss. With KSU at the BGSU 6-yard line on the first drive of the game, stopped RB Harry Trotter for no gain, and after two incompletions, the Wildcats settled for a field goal... **...Vs. Toledo (Oct. 12):** Registered five tackles (two solo), two tackles for a loss and forced a fumble on a sack of QB Eli Peters for a loss of 5 yards on third-and-3 late in the fourth quarter, a fumble that Toledo recovered at the BGSU 31, and Peters threw an interception on the next play. On a third-and-2 late in the third quarter, stopped RB Bryant Koback for a loss of 2 yards to force a punt. Part of a defense that held the Rockets to seven points, the fewest points that the Falcons allowed against Toledo since a 20-6 win in 1987... **...Vs. Akron (Nov. 2):** Finished with five tackles (three solo), a season-high 2½ tackles for a loss, 1½ sacks, and an interception returned 33 yards to the Akron 8 in the second quarter. Both his full and half-sack came on third downs to force punts. Tackled QB Kato Nelson for a loss of 9 yards on a running play to set up a third-and-19 that was not converted late in the first quarter... **...At Miami of Ohio (Nov. 13):** Posted three tackles (one solo), a tackle for a loss and forced a fumble on a second-quarter sack of QB Brett Gabbert on third-and-8 that was recovered by DL Chris Oliver at the Miami 16.

**2018:** Played in all 12 games as a true freshman with eight starts, including the final five games... Led the team in sacks (3½) and tied for No. 2 in tackles for a loss (4½)... Also posted 32 tackles (13 solo), two QB hurries and a forced fumble... **...Vs. Eastern Kentucky (Sept. 15):** Posted a season-high nine tack-



les (six solo, No. 2 on the team), a sack, a tackle for a loss and two QB hurries. Took down QB Dakota Allen for a loss of 5 yards on a second-and-2 in the third quarter and registered a QB hurry on an incomplete pass on third down, forcing a punt... **...At Central Michigan (Nov. 10):** Posted a tackle for a loss and forced a fumble on RB Romello Ross a yard behind the line of scrimmage that was recovered by DL Kyle Junior at the CMU 1 and taken into the end zone to put BGSU up, 24-13, with just under seven minutes to play in the game... **...At Akron (Nov. 17):** Finished with two tackles (one solo) a season-best 1½ sacks and 1½ tackles for a loss. Recorded the full sack and a half-sack on Akron's final drive of the game and both were for a loss of 8 yards on second-and-10.

**HIGH SCHOOL:** Earned second-team all-state honors from the *Detroit News* and was a first-team all-conference selection as a senior at Lansing (Mich.) Sexton High School... Was named to the *Lansing State Journal* "Dream Team"... Also played outside linebacker, safety and wide receiver... Posted more than 100 tackles, including 12 sacks and five forced fumbles, and scored a defensive TD... Helped team to an 8-5 record, including a 4-3 mark in the Capital Area Activities Conference (Blue Division)... Lettered two years in basketball and four years in track and field, participating in the 4x100 and 4x200 relays and the 300-meter hurdles.

**PERSONAL:** Given name Karl Dermarad Brooks... Born in Lansing, Mich. ... Nickname is "KB"... Helped out at the 517 Football Camp in his hometown of Lansing, Mich.

## KARL BROOKS' COLLEGE STATISTICS

Year	School	GP	GS	—Tackles—			Sacks		Interceptions				Fumbles		
				Total	UT	AT	No	Yds	No	Yds	LG	TD	PD	FR	FF
2018	Bowling Green	12	12	32	13	19	3½	26	0	0	--	0	0	0	1
2019	Bowling Green	12	12	33	16	17	4½	23	1	33	33	0	2	0	2
2020	Bowling Green	3	3	10	3	7	2	15	0	0	--	0	0	0	0
2021	Bowling Green	12	12	42	15	27	7½	55	0	0	--	0	0	0	1
2022	Bowling Green	13	13	50	30	20	10	69	0	0	--	0	4	1	2
<b>College totals (five years),</b>		<b>52</b>	<b>52</b>	<b>167</b>	<b>77</b>	<b>90</b>	<b>27½</b>	<b>188</b>	<b>1</b>	<b>33</b>	<b>33</b>	<b>0</b>	<b>6</b>	<b>1</b>	<b>6</b>

Tackles for a loss: 4½ in 2018, 8½ in 2019, 2½ in 2020, 12½ in 2021, 18 in 2022; College total: 46.



# 17 ANDERS CARLSON

KICKER  
AUBURN

Drafted: Sixth Round (b) > Overall: 207th  
Third kicker selected



Ht: 6-5 > Wt: 219 > Born: June 16, 1998 > High School Hometown: Colorado Springs, Colo.

## CAREER HIGHLIGHTS:

> Selected by the Packers with the second of two picks in the sixth round (No. 207 overall) of the 2023 NFL Draft, becoming the first kicker drafted by the Packers since Mason Crosby in 2007 (sixth round).

> Finished his collegiate career at Auburn ranked No. 2 in school history in scoring (410) and field goals made (79) and No. 3 in extra points made (173).

> Appeared in 56 games in his five seasons with the Tigers (2018-22), connecting on 79 of 110 field goals (71.8 pct.) and 173 of 176 extra points (98.3 pct.) with 184 touchbacks on 312 kickoffs (59.0 pct.).

> Connected on 12 of 17 field goals (70.6 pct.) and all 22 of his extra points in 2022 before a shoulder injury cut his season short after nine games.

> Made 14 of 21 field goals (66.7 pct.) and 35 of 36 extra points (97.2 pct.) in 2021 before sustaining a torn ACL in his non-kicking leg vs. Mississippi State (Nov. 13).

> Earned first-team All-Southeastern Conference honors from The Associated Press in 2020 after connecting on 20 of 22 field goals, a 90.9 percentage that ranks No. 2 in school single-season history (min. 10 FGs made).

> Posted a career-high 102 points in 2019, making 18 of 25 field goals (72.0 pct.) and 48 of 49 extra points (98.0 pct.).

> Ranked No. 11 in the country in touchback percentage as a redshirt freshman in 2018, posting touchbacks on 51 of 70 kickoffs (72.9 pct.).

> Was a two-time first-team CoSIDA Academic All-America selection (2020-21), becoming just the second two-time Academic All-American in school history.

> Was the nation's highest-rated kicker in 2016 and was named to the Under Armour All-America Game as a senior at The Classical Academy (Colorado Springs, Colo.).

> Earned his bachelor's degree in aviation management and his master's degree in business administration.

**2022:** Appeared in nine contests, connecting on 12 of 17 field goals (70.6 pct.) and all 22 of his extra points...Kicked off 44 times on the season and registered 13 touchbacks (29.5 pct.)...Was sidelined for the final three games of the season due to a shoulder injury...**Vs. San Jose State (Sept. 10):** Connected on his lone FG attempt (45 yards) and all three of his extra points...**At Mississippi (Oct. 15):** Made both of his FG attempts (42, 28) and all four extra points.

**2021:** Appeared in the first 10 games before a torn ACL in his non-kicking leg ended his season...Made 14 of 21 field goals (66.7 pct.) and 35 of 36 extra points (97.2 pct.) with 36 touchbacks on 60 kickoffs (60.0 pct.)...**At Penn State (Sept. 18):** Drilled a pair of kicks from 40-plus yards out (45, 43)...**Vs. Georgia State (Sept. 25):** Matched his single-game career high with four FGs made (40, 23, 27, 45). Missed a 40-yarder, bringing his streak of consecutive FGs made dating back to 2020 to a career-long 16.

## AT A GLANCE ...



- First name is pronounced ON-ders.
- Finished his collegiate career at Auburn ranked No. 2 in school history in scoring (410) and field goals made (79) and No. 3 in extra points made (173).
- Appeared in 56 games in his five seasons with the Tigers (2018-22), connecting on 79 of 110 field goals (71.8 pct.) and 173 of 176 extra points (98.3 pct.) with 184 touchbacks on 312 kickoffs (59.0 pct.).
- Earned first-team All-Southeastern Conference honors from *The Associated Press* in 2020 after connecting on 20 of 22 field goals, a 90.9 percentage that ranks No. 2 in school single-season history (min. 10 FGs made).
- Selected by the Packers with the second of two picks in the sixth round (No. 207 overall) of the 2023 NFL Draft, becoming the first kicker drafted by the Packers since Mason Crosby in 2007 (sixth round).
- Was the nation's highest-rated kicker in 2016 and was named to the Under Armour All-America Game as a senior at The Classical Academy (Colorado Springs, Colo.).
- His older brother, Daniel, who is the all-time leading scorer in SEC history, earned first-team All-Pro recognition at kicker for the Las Vegas Raiders last season.

**2020:** Appeared in all 11 games and earned first-team AP/All-SEC honors after connecting on 20 of 22 field goals, a 90.9 percentage that ranks No. 2 in school single-season history (min. 10 FGs made)...Earned second-team All-America recognition from the American Football Coaches Association and honorable mention from *Phil Steele's College Football*...Was one of 20 semifinalists for the Lou Groza Award...Was tied for No. 1 in the country in FG percentage among kickers with 20-plus attempts...Posted 37 touchbacks on 60 kickoffs (61.7 pct.)...**Vs. Arkansas (Oct. 10):** Made 3 of 4 field goal attempts, including a game-winning 39-yarder with seven seconds remaining...**Vs. Tennessee (Nov. 21):** Was good on all three of his FG attempts (25, 27, 50)...**At Alabama (Nov. 28):** Connected on a pair of FGs from 40-plus yards (47, 45)...**Vs. Northwestern (Citrus Bowl, Jan. 1):** Made both of his FG attempts, including a 50-yarder.

**2019:** Played in all 13 games and registered a career-high 102 points, making 18 of 25 field goals (72.0 pct.) and 48 of 49 extra points (98.0 pct.)...Posted 47 touchbacks on 78 kickoffs (60.3 pct.)...**At Florida (Oct. 5):** Made both of his FG attempts, connecting from 48 and 39 yards out...**Vs. Mississippi (Nov. 2):** Connected on all three of the kicks he attempted from 40-plus yards (42, 49, 49)...**Vs. Alabama (Nov. 30):** Earned SEC Special Teams Player of the Week recognition after making all four of his FG attempts (43, 52, 43, 44), a career high.

**2018:** Appeared in all 13 games as a redshirt freshman, connecting on 15 of 25 field goals (60.0 pct.) and all 44 extra points...Ranked No. 11 in the country in touchback percentage, posting touchbacks on 51 of 70 kickoffs (72.9 pct.)...**Vs. Washington (Sept. 1):** Made 3 of 5 FG attempts in his collegiate debut, highlighted by a career-long 53-yarder that was the second-longest made FG by a freshman in school history...



**At Mississippi State (Oct. 6):** Made 3 of 4 field goals, including a 47-yarder...**Vs. Liberty (Nov. 17):** Matched his career long with a 53-yard FG.

**HIGH SCHOOL:** Was the nation's highest-rated kicker in 2016 and was named to the Under Armour All-America Game as a senior at The Classical Academy (Colorado Springs, Colo.)... Made 13 of 23 field goals with a long of 51 and all 49 extra points as a senior...Was the top-rated kicker by ESPN and Scout.com...Also played soccer for three seasons and basketball for two seasons.

**PERSONAL:** Given name Anders Bjorn Carlson...First name is pronounced ON-ders...Born in Dallas, Texas...Married, wife's name is Abigail...His older brother, Daniel, who also kicked for Auburn, is the all-time leading scorer in SEC history and earned first-team All-Pro recognition for the Las Vegas Raiders last season...His older brother, Nils, played professional soccer for Örebro SK in Sweden...His father, Hans, played tennis at the University of Alabama from 1981-84...Visited local elementary schools and read to children while he was at Auburn...Went on a team mission trip to the Dominican Republic while he was in college.



### ANDERS CARLSON'S COLLEGE STATISTICS

SCORING			—Field Goals—					—PAT—				
Year	Team	GP	FG	FGA	Pct	Lg	Blk	XP	XPA	Pct	Blk	Points
2018	Auburn	13	15	25	60.0	53	1	44	44	100.0	0	89
2019	Auburn	13	18	25	72.0	52	1	48	49	98.0	0	102
2020	Auburn	11	20	22	90.9	50	0	24	25	96.0	0	84
2021	Auburn	10	14	21	66.7	49	2	35	36	97.2	0	77
2022	Auburn	9	12	17	70.6	46	1	22	22	100.0	0	58
<b>College totals (five years) . . . . .</b>			<b>79</b>	<b>110</b>	<b>71.8</b>	<b>53</b>	<b>5</b>	<b>173</b>	<b>176</b>	<b>98.3</b>	<b>0</b>	<b>410</b>

### FIELD GOALS

Year	Team	1-19	Pct	20-29	Pct	30-39	Pct	40-49	Pct	50+	Pct
2018	Auburn	1/1	100.0	7/7	100.0	2/3	66.7	3/5	60.0	2/9	22.2
2019	Auburn	0/0	--	6/6	100.0	4/4	100.0	7/14	50.0	1/1	100.0
2020	Auburn	0/0	--	8/8	100.0	5/6	83.3	5/5	100.0	2/3	66.7
2021	Auburn	0/0	--	6/6	100.0	2/4	50.0	6/8	75.0	0/3	0.0
2022	Auburn	0/0	--	6/6	100.0	2/3	66.7	4/7	57.1	0/1	0.0
<b>College totals . . . . .</b>		<b>1/1</b>	<b>100.0</b>	<b>33/33</b>	<b>100.0</b>	<b>15/20</b>	<b>75.0</b>	<b>25/39</b>	<b>64.1</b>	<b>5/17</b>	<b>19.4</b>

### MOST PACKERS SELECTIONS, FIRST FOUR ROUNDS, ALL-TIME

In 2006, Ted Thompson became the first Packers general manager since Vince Lombardi in 1964 to select seven players in the first four rounds of the NFL Draft. Two years later, Thompson drafted six players in the first four rounds.

First Four Rounds	Years	Overall Picks	Notable selections
7	2006	12	LB A.J. Hawk (1), G Daryn Colledge (2a), WR Greg Jennings (2b), G Jason Spitz (3b)
6	1964	23	T Lloyd Voss (1), LB/FB Tommy Crutcher (3c)
	2022	11	LB Quay Walker (1a), DL Devonte Wyatt (1b), WR Christian Watson (2)
6	2008	9	WR Jordy Nelson (2a), TE Jermichael Finley (3), G Josh Sitton (4b)
	2000	13	TE Bubba Franks (1), T Chad Clifton (2), LB Na'il Diggs (4a)
	1999	12	CB Mike McKenzie (3a), QB Aaron Brooks (4a), P Josh Bidwell (4b)
	1995	10	CB Craig Newsome (1), FB William Henderson (3b), WR Antonio Freeman (3d)
	1987	14	RB Brent Fullwood (1), LB Johnny Holland (2)
	1970	20	DT Mike McCoy (1a), TE Rich McGeorge (1b), LB Jim Carter (3), WR Ken Ellis (4a)
	1968	21	LB Fred Carr (1a), G Bill Lueck (1b), T Dick Himes (3b)
	1967	22	C/G Bob Hyland (1a), LB Jim Flanigan (2b), RB Travis Williams (4)
	1966	20	FB Jim Grabowski (1a), T Gale Gillingham (1b)
	1963	27	LB Dave Robinson (1), DB Tom Brown (2), G Lionel Aldridge (4a)

# 37 CARRINGTON VALENTINE

CORNERBACK  
KENTUCKY

Drafted: Seventh Round (a) > Overall: 232nd  
32nd cornerback selected



Ht: 6-0 > Wt: 189 > Born: September 9, 2001 > High School Hometown: Cincinnati, Ohio

## CAREER HIGHLIGHTS:

> Selected by the Packers with the first of four picks in the seventh round (No. 232 overall) of the 2023 NFL Draft, becoming the ninth player selected by Green Bay from the University of Kentucky and the first since WR Randall Cobb in 2011 (second round, No. 64 overall).

> Became the fifth Kentucky defensive back to be selected since 2019.

> Played in 35 career games with 25 straight starts to finish his career at Kentucky (2020-22).

> Posted 119 career tackles (87 solo), three tackles for a loss, two sacks, 16 passes defended, an interception, a forced fumble and a fumble recovery.

> In 2022, led the Wildcats and ranked No. 9 in the Southeastern Conference in passes defended with 11.

> Ranked No. 4 on the team in 2021 with a career-best 61 tackles and was tied for No. 9 among SEC defensive backs with 46 solo tackles.

> Posted multiple tackles in 12 games in 2021, including five-plus tackles in five contests.

> Saw action in 10 games as a freshman in 2020 and made his first career start in the TaxSlayer Gator Bowl against N.C. State.

> Majored in pre-journalism.

**2022:** Started all 12 games and finished with 48 tackles (34 solo), a sack, an INT, a fumble recovery and a career best 10 passes defended...Led the team and ranked No. 9 in the Southeastern Conference in passes defended with 11...Recorded 27 solo tackles in conference play, No. 1 on the team...Named to the SEC Fall Academic Honor Roll and was elected as one of three representatives for UK football on the Student-Athlete Advisory Committee (SAAC)...**At Florida (Sept. 10):** Finished with five tackles (two solo) and a career-high three passes defended. All three came in the fourth quarter, including one on fourth-and-3 at the Florida 40 and the last on a third-and-2 at the Florida 46 in the closing seconds. Helped the defense hold the Gators to just four third-down conversions on 16 attempts (25.0 pct.). Part of a UK team that defeated the Gators in consecutive seasons for the first time in 45 years (1976-77)...**Vs. Youngstown State (Sept. 17):** Recorded two passes defended and his first career interception, helping keep the Penguins off the scoreboard to preserve the Wildcats' first shutout since they held Miami (Ohio) scoreless at a neutral-site game in Cincinnati on Sept. 5, 2009 (42-0). It marked UK's first shutout at home since 1996 against Vanderbilt (25-0). Part of a defense that limited the last seven opponents to 21 or fewer points, its longest streak since doing so eight straight games to open the 2018 season...**At Mississippi State (Oct. 15):** Registered a team-best six solo tackles and a tackle for a loss, and sacked QB Will Rogers for a loss of 10 yards on a third-and-14 to force a punt...**Vs. Georgia (Nov. 19):** Finished with a season-best eight tackles (tied for No. 3 on the team), including tying his season high with six solo tackles (tied for the team lead)...**Vs. Louisville (Nov. 26):** Posted six tackles (three solo, tied for No. 3 on the team) and a pass defended.

## AT A GLANCE ...



- Played in 35 career games with 25 straight starts to finish his career at Kentucky (2020-22).
- Posted 119 career tackles (87 solo), three tackles for a loss, two sacks, 16 passes defended, an interception, a forced fumble and a fumble recovery.
- In 2022, led the Wildcats and ranked No. 9 in the Southeastern Conference in passes defended with 11.
- Ranked No. 4 on the team in 2021 with a career-best 61 tackles and was tied for No. 9 among SEC defensive backs with 46 solo tackles.
- Lettered four years in football at Archbishop Moeller High School in Cincinnati, Ohio, and earned first-team All-Southwest Ohio honors as a senior from area coaches. Also lettered three years in basketball and helped Moeller win a state championship in 2019.

**2021:** Started in 12 of 13 games played and ranked No. 4 on the team with a career-best 61 tackles (46 solo), a sack, 1½ tackles for a loss, five passes defended (tied for No. 3 on the team) and a QB hurry...Was tied for No. 9 among SEC defensive backs in solo tackles...Posted multiple tackles in 12 games, including five-plus tackles in five contests...Earned a spot on the dean's list (Fall 2021) and was named to the SEC Fall Academic Honor Roll...**Vs. Chattanooga (Sept. 18):** Totaled a career-high 11 tackles (seven solo), leading the team in both tackles and solo tackles...**Vs. Florida (Oct. 2):** Tied for No. 3 on the team with eight tackles (six solo, No. 2 on the team), including a shared tackle for a loss...**At South Carolina (Sept. 25):** Posted four tackles (all solo) and his first career sack that went for a 7-yard loss and forced a punt...**At Louisville (Nov. 27):** Posted the second-most tackles on the team with seven (five solo) and added a pass defended.

**2020:** Saw action in 10 games with one start...Recorded 10 tackles (seven solo), a pass defended and a forced fumble...Named to the dean's list (Fall 2020) and the 2020-21 First-Year SEC Academic Honor Roll...**At Auburn (Sept. 26):** Saw action in his first career game, but did not register any statistics...**At Tennessee (Oct. 17):** Posted his first career pass defended when he broke up a pass intended for WR Malachi Wideman on a second-and-8 in the fourth quarter...**Vs. Vanderbilt (Nov. 14):** Registered his first career tackle (assist)...**Vs. N.C. State (TaxSlayer Gator Bowl, Jan. 2):** Made his first career start and was tied for No. 4 on the team with a season-best six tackles (all solo) and a forced fumble.

**HIGH SCHOOL:** Lettered four years in football at Archbishop Moeller High School in Cincinnati, Ohio...Earned first-team All-Southwest Ohio honors as a senior from area coaches...Registered 32 tackles and five passes defended, and blocked two kicks...Began his career as a wide receiver before moving to cornerback as a junior...Also returned kicks, averaging 31.7 yards per return with two returned for TDs...Also lettered for three years in basketball, helping Moeller win a state championship in 2019.

**PERSONAL:** Given name Carrington Jadon Valentine...Born in Cincinnati, Ohio...Nicknamed Carri...His sister, Shala, played basketball at UMass Lowell and his brother, Jerrick, played soccer at Bellarmine in Louisville, Kentucky.



**CARRINGTON VALENTINE'S COLLEGE STATISTICS**

Year	School	GP	GS	—Tackles—			Sacks		Interceptions				Fumbles		
				Total	UT	AT	No	Yds	No	Yds	LG	TD	PD	FR	FF
2020	Kentucky	10	1	10	7	3	0	0	0	0	--	0	1	0	1
2021	Kentucky	13	12	61	46	15	1	7	0	0	--	0	5	0	0
2022	Kentucky	12	12	48	34	14	1	10	1	0	0	0	11	1	0
<b>College totals (three years)</b>		<b>35</b>	<b>25</b>	<b>119</b>	<b>87</b>	<b>32</b>	<b>2</b>	<b>17</b>	<b>1</b>	<b>0</b>	<b>0</b>	<b>0</b>	<b>17</b>	<b>1</b>	<b>1</b>

Tackles for a loss: 1½ in 2021, 1½ in 2022; College total: 3.

**PACKERS DRAFT CHOICES BY SCHOOL (1,417 PICKS, 269 SCHOOLS)**

Abilene Christian	1	Charlotte	1	Howard Payne	2	Mississippi	10	Parsons	1	Tennessee	13
Alabama	24	Cincinnati	5	Humboldt State	2	Mississippi State	12	Penn State	14	Tennessee A&I	1
Alabama A&M	1	Clemson	11	Huron	1	Missouri	1	Philander Smith	1	Tenn.-Chattanooga	3
Alabama-Birmingham	1	Colgate	3	Idaho	4	Missouri-Rolla	1	Pittsburgh	14	Tennessee State	2
Albany	1	College of Idaho	1	Idaho State	2	Missouri Southern St.	1	Portland State	1	Texas	10
Albion	1	Colorado	18	Illinois	16	Missouri Valley	1	Prairie View	2	Texas A&M	3
Alcorn State	1	Colorado Mines	1	Illinois State	2	Montana	2	Presbyterian	2	Texas A&M	16
American Intl.	3	Connecticut	3	Indiana	10	Montana State	1	Purdue	17	Texas-Arlington	4
Angelo State	1	Cornell	4	Iowa	23	Moorhead State	1	Rhode Island	1	Texas-El Paso/Mines	11
Appalachian State	2	Cortland State	1	Iowa State	1	Morgan State	2	Rice	8	Texas Southern	1
Arizona	6	Dartmouth	1	Jackson State	3	Morris Brown	2	Richmond	1	Texas Tech	11
Arizona State	13	Dayton	1	James Madison	1	Muskingum	1	Ripon	2	The Citadel	1
Arkansas	20	Denver	2	John Carroll	1	Navy	1	Rutgers	2	Toledo	5
Arkansas-Pine Bluff	4	Detroit	1	Johnson C. Smith	1	Nebraska	24	St. Ambrose	1	Trinity (Conn.)	1
Arkansas State	5	Doane	2	Kansas	8	Nebraska-Omaha	3	St. Benedict's	1	Trinity (Texas)	3
Arkansas Tech	3	Drake	5	Kansas State	3	Nevada	9	St. Cloud State	1	Tulane	15
Army	2	Duke	6	Kent State	1	New Mexico	2	St. John's (Minn.)	1	Tulsa	11
Auburn	15	East Carolina	1	Kentucky	9	New Mexico Highlands	1	St. Mary's (Calif.)	6	Tuskegee	1
Baldwin-Wallace	1	East Texas State	2	Kentucky State	2	New Mexico State	1	St. Norbert	5	UCLA	18
Ball State	2	Eastern Kentucky	1	Lafayette	1	North Carolina	9	St. Olaf	1	Utah	11
Baylor	13	Eastern Michigan	3	Langston	1	North Carolina A&T	1	St. Vincent	1	Utah State	10
Beloit	1	Eastern Washington	1	Lawrence	2	North Carolina Central	2	Sacramento State	1	Vanderbilt	7
Benedictine	1	Elon	1	Lewis	1	North Carolina State	4	Saginaw Valley State	1	Villanova	4
Bethune-Cookman	3	Florida	13	Lewis & Clark	1	North Dakota	1	Sam Houston State	1	Virginia	8
Bishop	1	Florida A&M	6	Long Beach State	2	North Dakota State	6	San Diego State	11	Virginia Tech	6
Boise State	2	Florida State	12	Louisiana State	12	Northeastern (Okla.) St.	1	San Francisco	2	Virginia Union	1
Boston College	17	Fordham	1	Louisiana-Lafayette	4	Northeast Louisiana	1	San Jose State	5	Wake Forest	6
Boston University	1	Fort Hays State	1	Louisiana Tech	2	Northeast Mo. State	1	Santa Clara	4	Washington	16
Bowling Green	4	Fresno State	5	Louisville	8	Northern Colorado	2	South Carolina	19	Washington State	9
Bradley	2	Furman	4	Maine	1	Northern Illinois	2	South Dakota	2	Weber State	1
Bridgeport	1	Gardner-Webb	1	Marquette	5	Northern Iowa	2	South Dakota State	6	West Chester	1
Brigham Young	5	Georgetown	2	Marshall	1	Northern Michigan	3	Southeast Missouri	1	Western Kentucky	1
Bucknell	2	Georgia	19	Maryland	13	North Texas State	3	Southern	5	Western Michigan	4
Buffalo	2	Georgia Tech.	15	Maryland State	1	Northwest Missouri St.	1	Southern California	34	West Texas State	2
California	12	Gonzaga	1	Massachusetts	2	Northwestern	16	Southern Methodist	19	West Virginia	5
Cal Poly-S.L.Obispo	2	Grambling State	2	McNeese State	2	Northwestern (La.) St.	2	Southern Mississippi	8	Wichita	3
Cal State-Los Angeles	1	Grand Valley State	1	Memphis	8	Northwestern Okla. St.	1	South Florida	4	Williamette	1
Carson-Newman	1	Gustavus Adolphus	1	Mesa State	1	Notre Dame	29	Southwest J.C.	1	William & Mary	3
Case Western Reserve	1	Hardin-Simmons	3	Miami (Fla.)	11	Ohio State	25	Southwest Texas St.	1	Wisconsin	40
Catawba	1	Hawai'i	1	Miami (Ohio)	3	Oklahoma	22	Springfield	2	Wisconsin-Eau Claire	1
Central Connecticut St.	1	Heidelberg	1	Michigan	29	Oklahoma State	8	Stanford	12	Wisconsin-La Crosse	1
Central Florida	2	Hillsdale	3	Michigan State	16	Oregon	10	Stephen F. Austin	2	Wisconsin-Stevens Pl.	2
Central Michigan	4	Holy Cross	7	Millikin	1	Oregon State	10	Syracuse	6	Wyoming	1
Central Missouri State	4	Houston	6	Milwaukee Teachers	1	Ottawa (Kan.)	1	TCU	19	Xavier	2
Central (Okla.) State	1	Howard	1	Minnesota	42	Pacific	5	Temple	1		



# 32 LEW NICHOLS

**RUNNING BACK**  
**CENTRAL MICHIGAN**

**Drafted: Seventh Round (b) > Overall: 235th**  
**17th running back selected**



**Ht: 5-10 > Wt: 220 > Born: August 16, 2001 > High School Hometown: Detroit, Mich.**

## CAREER HIGHLIGHTS:

> Selected by the Packers with the second of four choices in the seventh round (No. 235 overall), the first running back out of Central Michigan to be drafted since Donnie Riley in 1990 (12th round by Phoenix Cardinals).

> Became the second running back drafted by Green Bay out of Central Michigan in team history (Jesse Lakes, 13th round in 1972).

> Appeared in 32 games with 22 starts for the Chippewas, posting 3,061 rushing yards and 26 TDs on 614 carries (5.0 avg.) along with 71 receptions for 575 yards (8.1 avg.) and three TDs.

> Finished his career ranked No. 6 on Central Michigan's all-time rushing list with 3,061 yards.

> Started all nine games he appeared in last season and posted a team-high 601 rushing yards and six rushing TDs along with 21 receptions for 128 yards (6.1 avg.).

> Was named the Mid-American Conference Offensive Player of the Year in 2021 after he led the FBS in rushing yards (1,848), rushing yards per game (142.2), carries (341) and 100-yard rushing games (10).

> His rushing-yardage and rushing-attempt totals in 2021 both rank No. 2 in single-season school history.

> Rushed for a team-high 508 yards and four TDs on 78 attempts (6.5 avg.) in 2020 on his way to being named the MAC Freshman of the Year.

> Earned first-team all-state honors from the Detroit Free Press, Detroit News and The Associated Press as a senior at Cass Technical High School (Detroit, Mich.) after posting 1,078 rushing yards and 23 TDs on 84 carries (12.8 avg.).

> Earned his degree in entrepreneurship.

**2022:** Started all nine games he appeared in, leading the team with 601 rushing yards on 177 carries (3.5 avg.) with six TDs (No. 2 on the team)...Ranked No. 3 on the team with 21 receptions for 128 yards (6.1 avg.) and led the team in all-purpose yards with 729 (81.0 per game)...**At Oklahoma State (Sept. 1):** Rushed for two TDs and 72 yards on 26 carries (2.8 avg.) and caught a season-high six passes for 26 yards (4.3 avg.)...**Vs. South Alabama (Sept. 10):** Posted a season-best 38 receiving yards on four grabs (9.5 avg.) and added a rushing TD...**Vs. Bucknell (Sept. 17):** Rushed for a season-high 166 yards and two TDs (3, 15 yards) on 30 carries (5.5 avg.) with a long run of 31 yards...**At Penn State (Sept. 24):** Registered 67 yards on 13 carries (5.2 avg.) and added four receptions for 16 yards (4.0 avg.)...**Vs. Ball State (Oct. 8):** Rushed for 97 yards and a score on 31 attempts (3.1 avg.).

**2021:** Started all 13 games and was named the MAC Offensive Player of the Year after he led the FBS in rushing yards (1,848), rushing yards per game (142.2) and carries (341)...Was tied for No. 9 in the nation in rushing TDs (16) and tied for No. 11 in total TDs (18)...Led the country in 100-yard rushing games with 10 on the season...His season rushing-yardage total ranks No. 2 in school history behind only RB Brian Pruitt (1,890 in 1994)...Also caught a career-high 40 passes for 338 yards (8.5 avg.)

## AT A GLANCE ...



- Finished his career ranked No. 6 on Central Michigan's all-time rushing list with 3,061 yards.
- Started all nine games he appeared in last season and posted a team-high 601 rushing yards and six rushing TDs along with 21 receptions for 128 yards (6.1 avg.).
- Was named the Mid-American Conference Offensive Player of the Year in 2021 after he led the FBS in rushing yards (1,848), rushing yards per game (142.2), carries (341) and 100-yard rushing games (10).
- Rushed for a team-high 508 yards and four TDs on 78 attempts (6.5 avg.) in 2020 on his way to being named the MAC Freshman of the Year.
- Selected by the Packers with the second of four choices in the seventh round (No. 235 overall), the first running back out of Central Michigan to be drafted since Donnie Riley in 1990 (12th round by Phoenix Cardinals).
- Earned first-team all-state honors from the *Detroit Free Press*, *Detroit News* and *The Associated Press* as a senior at Cass Technical High School (Detroit, Mich.) after posting 1,078 rushing yards and 23 TDs on 84 carries (12.8 avg.).

and two TDs...Earned first-team All-MAC honors and was voted the team's Herb Deromedi Most Valuable Player Award winner...Earned fourth-team All-America recognition from *Phil Steele's College Football*...Closed out the season with 766 yards and nine TDs on 149 carries (5.1 avg.) in the final four games...Also completed all three of his passing attempts on the season for 41 yards...**At Missouri (Sept. 4):** Rushed for 135 yards and a TD on 19 carries (7.1 avg.) and added four catches for 40 yards (10.0 avg.)...**Vs. Florida International (Sept. 25):** Racked up 152 yards on 25 carries (6.1 avg.) and added four receptions for 43 yards (10.8 avg.) and a TD...**At Ohio (Oct. 9):** Registered 186 yards and a TD on 30 carries (6.2 avg.)...**Vs. Toledo (Oct. 16):** Posted 136 yards rushing on 29 carries (4.7 avg.) and a career-high seven receptions for 39 yards (5.6 avg.) and a TD...**Vs. Northern Illinois (Oct. 23):** Racked up 192 yards and two TDs on just 22 carries (8.7 avg.) and added six grabs for 42 yards (7.0 avg.)...**At Western Michigan (Nov. 3):** Rushed for 163 yards and two scores on 26 attempts (6.3 avg.)...**Vs. Kent State (Nov. 10):** Carried the ball 43 times for 215 yards (5.0 avg.) and a career-best four rushing TDs while adding four receptions for 33 yards (8.3 avg.)...**At Ball State (Nov. 17):** Posted a career-high 219 yards and three TDs on 32 carries (8.3 avg.), his fourth consecutive game with 150-plus rushing yards and multiple rushing TDs...**Vs. Eastern Michigan (Nov. 26):** Recorded a career-high 44 carries for 194 yards (4.4 avg.) and a TD while adding two catches for 39 yards (19.5 avg.)...**Vs. Washington State (Sun Bowl, Dec. 31):** Registered 138 yards and a TD on 30 carries (4.6 avg.), his eighth consecutive 100-yard rushing game, in the 24-21 win as the Chippewas posted their ninth win on the season, their most since 2009.

**2020:** Appeared in all six games and rushed for a team-high 508 yards and four TDs on 78 attempts (6.5 avg.) on his way to being named the MAC Freshman of the Year...Earned fourth-team All-MAC honors from *Phil Steele's College Football* and All-MAC honorable mention from Pro Football Focus...Added



10 receptions for 109 yards (10.9 avg.) and a TD...Ranked No. 2 on the team with an average of 102.8 all-purpose yards per game...**At Northern Illinois (Nov. 11):** Rushed for 91 yards on just 12 carries (7.6 avg.), including a 36-yard TD run, and caught two passes for a career-high 59 yards (29.5 avg.), highlighted by a career-long 58-yard TD reception late in the third quarter...**At Eastern Michigan (Nov. 27):** Posted a season-high 196 yards rushing and two TDs on 29 carries (6.8 avg.)...**At Toledo (Dec. 12):** Finished with 101 yards on 10 carries (10.1 avg.), highlighted by a career-long 68-yard TD run early in the second half.

**2019:** Appeared in four games, carrying the ball 19 times for 89 yards (4.7 avg.) before redshirting...**Vs. Albany (Aug. 29):** Rushed for 32 yards on six carries (5.3 avg.) in his collegiate debut...**Vs. Akron (Sept. 14):** Posted a season-high 43 yards rushing on seven carries (6.1 avg.).

**HIGH SCHOOL:** Earned first-team all-state honors from the *Detroit Free Press*, *Detroit News* and *AP* as a senior at Cass Technical High School (Detroit, Mich.) after posting 1,078 rushing yards and 23 TDs on 84 carries (12.8 avg.)...Was a part of two Detroit Public School league championships and helped lead the team to a state title in 2016...Was a three-year starter...Also ran track, participating in the 100-meter, 200-meter and 4x100-meter events.

**PERSONAL:** Given name Arthur Lewis Nichols III...Born in Detroit, Mich.




### LEW NICHOLS' COLLEGE STATISTICS

Year	School	GP	GS	RUSHING					RECEIVING				
				Att	Yds	Avg	Lg	TD	No	Yds	Avg	Lg	TD
2019	Central Michigan	4	0	4	19	4.7	15	0	0	0	--	--	0
2020	Central Michigan	6	0	78	508	6.5	68t	4	10	109	10.9	58t	1
2021	Central Michigan	13	13	341	1,848	5.4	66t	16	40	338	8.5	36	2
2022	Central Michigan	9	9	176	616	3.5	31	6	21	128	6.1	21	0
<b>College totals (four years)</b>		<b>32</b>	<b>22</b>	<b>614</b>	<b>3,061</b>	<b>5.0</b>	<b>68t</b>	<b>26</b>	<b>71</b>	<b>575</b>	<b>8.1</b>	<b>58t</b>	<b>3</b>

### THE BONUS CHOICE, 1947-58

1947	Chicago Bears	Bob Fenimore, Oklahoma A&M	HB
1948	Washington	Harry Gilmer, Alabama	QB
1949	Philadelphia	Chuck Bednarik, Pennsylvania	C
1950	Detroit	Leon Hart, Notre Dame	E
1951	New York Giants	Kyle Rote, Southern Methodist	HB
1952	Los Angeles Rams	Bill Wade, Vanderbilt	QB
1953	San Francisco	Harry Babcock, Georgia	E
1954	Cleveland Browns	Bobby Garrett, Stanford	QB
1955	Baltimore Colts	George Shaw, Oregon	QB
1956	Pittsburgh	Gary Glick, Colorado A&M	DB
1957	Green Bay	Paul Hornung, Notre Dame	HB
1958	Chicago Cardinals	King Hill, Rice	QB

Each NFL club from 1947-58 received by random draw one "bonus choice," the No. 1 overall selection in the draft. That team then forfeited its last-round choice and was eliminated from future draws. In 1957, Green Bay used its bonus pick to select "Golden Boy" Paul Hornung.



# 36 ANTHONY JOHNSON JR.

SAFETY  
IOWA STATE

Drafted: Seventh Round (c) > Overall: 242nd  
12th safety selected



Ht: 6-0 > Wt: 205 > Born: December 2, 1999 > High School Hometown: St. Petersburg, Fla.

## CAREER HIGHLIGHTS:

> Selected by the Packers with the third of four picks in the seventh round (No. 242 overall) of the 2023 NFL Draft, a pick obtained from the Jacksonville Jaguars in exchange for T/G Cole Van Lanen.

> Became the first player from Iowa State ever to be drafted by Green Bay.

> Was the first defensive back from Iowa State to be drafted since Ellis Hobbs was selected in the third round (No. 84 overall) of the 2005 NFL Draft by the New England Patriots.

> In his first season playing safety in 2022, finished No. 4 on the team and tied his career high with 60 tackles (41 solo). Earned first-team All-Big 12 honors from Phil Steele's College Football, second-team All-Big 12 honors from the coaches and honorable mention All-Big 12 from the Pro Football Network.

> Started all 13 games in 2021, finishing No. 5 on the team with 55 tackles (32 solo), and earned honorable mention All-Big 12 from the coaches for the third straight year.

> In 2020, started all 12 contests and registered multiple tackles in every game.

> Started all 13 games in 2019, posting career highs in tackles (60), solo tackles (47), tackles for a loss (seven), sacks (two), forced fumbles (two) and passes defended (10).

> Tied for the team lead and tied for No. 6 in the Big 12 in 2021 in passes defended and tied for the team high in forced fumbles (No. 8 in the Big 12).

> Saw action in 12 games with four starts as one of four true freshmen to not redshirt, and ranked No. 2 among Cyclone freshmen with 28 tackles (22 solo).

> Earned his degree in communication studies.

**2022:** Started all 12 games, finishing No. 4 on the team and tying his career high with 60 tackles (41 solo), two INTs, four passes defended, a QB hurry and a forced fumble...Earned first-team All-Big 12 honors from *Phil Steele's College Football*, second-team All-Big 12 honors from the coaches and All-Big 12 honorable mention from the Pro Football Network...Moved to safety after playing cornerback his first four seasons...Served as a team captain...Part of a defense that led the Big 12 in first downs allowed (188), passing defense (178.2 ypg), rushing defense (107.3 ypg), scoring defense (20.2 ppg) and total defense (285.6 ypg)...Earned first-team Academic All-Big 12 honors for the second straight year and was on the Big 12 Commissioner's Honor Roll...Nominated for the American Football Coaches Association Good Works Team...Earned a spot on the Wuerffel Trophy Watch List, presented to the FBS player who best combines exemplary community service with leadership achievement on and off the field...**vs. Ohio (Sept. 17):** Totaled two tackles (both assists) and picked off his first career pass, intercepting QB Kurtis Rourke on the first play of the second quarter to give the Cyclones the ball at their own 49...**vs. Kansas State (Oct. 8):** Matched his career high with a team-best nine tackles (four solo) and chased down WR Malik Knowles on a 68-yard play to force a fumble at the goal line that was recovered by the Cyclones for a touchback in the second quar-

## AT A GLANCE ...



- Played in 62 games, the second most in school history (Jake Hummel, 63, 2017-21), and set Iowa State and Big 12 records with 54 career starts.
- Finished his collegiate career starting the final 53 games.
- Spent his first four seasons at cornerback before switching to safety for his final season.
- Earned second-team All-Big 12 honors from the league's coaches in 2022 after earning honorable mention accolades from 2019-2021. Also earned first-team All-Big 12 honors from *Phil Steele's College Football* and honorable mention All-Big 12 from the Pro Football Network in 2022.
- In five seasons, posted 243 tackles (164 solo), 14 tackles for a loss, three sacks, 28 passes defended, two interceptions and five forced fumbles.
- Was a three-year starter and twice earned all-state honors at St. Petersburg (Fla.) High School.

ter...**At Texas (Oct. 15):** Matched his career high and was tied for No. 2 on the team with nine tackles (team-best six solo) and a pass defended...**vs. West Virginia (Nov. 5):** Registered two tackles (both solo), a pass defended and his second career INT. Picked off QB JT Daniels at the Iowa State 30 with just under five minutes to play in the second quarter.

**2021:** Started all 13 games and was No. 5 on the team with 55 tackles (32 solo), three tackles for a loss, four passes defended and two forced fumbles...Earned honorable mention All-Big 12 from the coaches for the third straight year...Named first-team Academic All-Big 12 and to the Big 12 Commissioner's Honor Roll...**At Baylor (Sept. 25):** Ranked No. 2 on the team with a season-best seven tackles (six solo) and a forced fumble...**vs. Kansas State (Oct. 16):** Finished No. 2 on the team in both tackles (seven) and solo tackles (six)...**At West Virginia (Oct. 30):** Matched his season high with seven tackles (three solo) and forced a fumble...**At Oklahoma (Nov. 20):** Recorded four tackles (two solo), a tackle for a loss and a sack. Brought down QB Caleb Williams at the Iowa State 32 for a loss of a yard on a drive that ended in a missed field goal by K Gabe Brkic...**vs. TCU (Nov. 26):** Was tied for the team lead with six tackles (three solo), a tackle for a loss and a pass defended. Took down RB Emani Demercado for a loss of a yard on a pass to the right, setting up a third down and then a punt. In the third quarter, broke up a short pass to WR Blair Conwright on fourth-and-1.

**2020:** Started all 12 games, recording 40 tackles (22 solo), two tackles for a loss and five passes defended...Earned honorable mention All-Big 12 from the coaches and second-team Academic All-Big 12 recognition...Registered multiple tackles in all 12 contests...**At Oklahoma State (Oct. 24):** Posted three stops (all solo), a tackle for a loss and a pass defended when he broke up a pass to WR Tylan Wallace on third-and-11, forcing a 37-yard field goal that was missed by K Alex Hale...**vs. Baylor (Nov. 7):** Recorded season highs in tackles (six, No. 2 on the team) and solo tackles (four, tied for No. 2 on the team) along with a pass defended...**vs. West Virginia (Dec. 5):** Registered four tackles (two solo), a shared tackle for a loss and a pass de-

fensed...**Vs. Oklahoma (Big 12 Championship, Dec. 19):** Finished with five tackles (one solo) and posted a pass defended on a third-and-6 early in the fourth quarter to force a punt.

**2019:** Started all 13 games, posting career highs in tackles (60), solo tackles (47), tackles for a loss (seven), sacks (two), forced fumbles (two) and passes defended (10)...Was tied for the team lead and tied for No. 6 in the Big 12 in passes defended...Also tied for the team lead in forced fumbles (No. 8 in the Big 12)...Earned honorable mention All-Big 12 from the coaches and was second-team Academic All-Big 12...Posted a pass defended in seven games...Finished with multiple tackles in 12 games, including five-plus stops in six contests...**Vs. Iowa (Sept. 14):** Finished No. 3 on the team with eight tackles (five solo, No. 2 on ISU), his first career sack and a season-best two tackles for a loss that led the team. In the second quarter, took down QB Nate Stanley for a loss of 7 yards on a third-and-1 to force a punt...**At Baylor (Sept. 28):** Registered five tackles (four solo, tied for No. 2 on the team), a tackle for a loss, a pass defended and his first career forced fumble...**Vs. West Virginia (Oct. 12):** Talled three tackles (all solo), a tackle for a loss and a forced fumble on a sack of QB Austin Kendall that WVU recovered for a loss of 8 yards on a third-and-2 in the first quarter...**Vs. Oklahoma State (Oct. 26):** Posted a career-high nine tackles (seven solo) and a pass defended...**Vs. Texas (Nov. 16):** Tied for No. 2 on the team with seven tackles (four solo) and tied for the team lead with two passes defended, including a pass breakup on third down on the opening drive of the game to force a punt...**Vs. Kansas (Nov. 23):** Registered six tackles (all solo, No. 2 on the team), a tackle for a loss and a career-high three passes defended to lead the team.

**2018:** Saw action in 12 games with four starts, recording 28 tackles (22 solo), a tackle for a loss and five passes defended (tied for No. 2 on the team)...Was one of only four true freshmen to not redshirt...Ranked No. 2 among Cyclone freshmen in tackles on the season (LB Mike Rose, 75) and registered three-plus tackles in each of the final six contests...**Vs. Oklahoma (Sept. 15):** Made his collegiate debut but did not record any statistics...**At Kansas (Nov. 3):** Recorded three tackles (all solo) and a season-best two passes defended (tied for the team lead)...**Vs. Baylor (Nov. 10):** Finished with a season-high eight tackles (team-best seven solo), tied for the second most on the team, and a pass defended...**At Texas (Nov. 17):** Posted



three tackles (two solo) and the first tackle for a loss of his career when he took down WR Jerrod Heard for a loss of 2 yards on a reverse in the second quarter...**Vs. Drake (Dec. 1):** Was tied for the team lead with six tackles (four solo) and a pass defended.

**HIGH SCHOOL:** Was a two-time all-state selection and a three-year starter at St. Petersburg (Fla.) High School...Was named to the All-Tampa Team by the *Tampa Times* in 2017...Recorded 36 tackles, four interceptions and two forced fumbles in 2017 despite missing half the season because of injury...Posted 46 tackles, seven INTs and 16 passes defended as a junior...Registered 31 tackles, 10 passes defended and a team-high six INTs as a sophomore...Rated a three-star recruit by 247Sports, Rivals and ESPN...Also lettered three years in track.

**PERSONAL:** Given name Anthony Christopher Johnson Jr. ... Born in St. Petersburg, Fla. ... Volunteered at a juvenile detention center in Ames, Iowa.

## ANTHONY JOHNSON JR.'S COLLEGE STATISTICS

Year	School	GP	GS	—Tackles—			Sacks		Interceptions				Fumbles		
				Total	UT	AT	No	Yds	No	Yds	LG	TD	PD	FR	FF
2018	Iowa State	12	4	28	22	6	0	0	0	0	--	0	5	0	0
2019	Iowa State	13	13	60	47	13	2	15	0	0	--	0	10	0	2
2020	Iowa State	12	12	40	22	18	0	0	0	0	--	0	5	0	0
2021	Iowa State	13	13	55	32	23	1	1	0	0	--	0	4	0	2
2022	Iowa State	12	12	60	41	19	0	0	2	0	0	0	4	0	1
<b>College totals (five years)</b>		<b>.62</b>	<b>54</b>	<b>243</b>	<b>164</b>	<b>79</b>	<b>3</b>	<b>16</b>	<b>2</b>	<b>0</b>	<b>0</b>	<b>0</b>	<b>28</b>	<b>0</b>	<b>5</b>

Tackles for a loss: 1 in 2018, 7 in 2019, 2 in 2020, 3 in 2021, 1 in 2022; College total: 14.

## ROOKIES VS. FIRST-YEAR PLAYERS

Rookies are players in their first year of pro football who have not been on another pro football team's roster for any regular-season or postseason games. First-year players are those who have played in other pro sports leagues (Arena Football League, etc.), have participated in previous NFL training camps, or have been on an NFL team's active, inactive or reserve list fewer than six games.

The rule originated when Lawrence McCutcheon, drafted by the Los Angeles Rams in 1972, played only three games in his "rookie" season, then rushed for 1,097 yards in 1973. Today, due to McCutcheon and because rosters began expanding around the 1970 NFL-AFL merger (reserve lists formalized, etc.), that year is considered the beginning of the rookie rule. So today, for records purposes, the Packers use 1970 as a separator. From 1921-69, anyone who had yet to play three league games was generally considered a rookie.



# 86 GRANT DuBOSE

WIDE RECEIVER  
CHARLOTTE

Drafted: Seventh Round (d) > Overall: 256th  
32nd wide receiver selected



Ht: 6-2 > Wt: 201 > Born: June 20, 2001 > High School Hometown: Montgomery, Ala.

## CAREER HIGHLIGHTS:

> Selected by the Packers with the fourth of four choices in the seventh round (No. 256 overall) of the 2023 NFL Draft, the first wide receiver and the fifth player drafted out of Charlotte in the history of the school.

> Appeared in 24 games with 20 starts in two seasons (2021-22) with the 49ers, finishing his career with 126 receptions for 1,684 yards (13.3 avg.) and 15 TDs.

> Finished his career at Charlotte ranked No. 4 in school history with 1,684 receiving yards in just two seasons and No. 2 all-time in receiving yards per game (70.2).

> Earned second-team All-Conference USA honors in 2022 after posting a team-high 64 receptions for 792 yards (12.4 avg.) and nine TDs (tied for team lead).

> Posted 50-plus receiving yards in nine of 12 games in 2022 and had 20 catches of 15-plus yards on the season.

> Registered 892 receiving yards in 2021 in his first season at Charlotte, the third most in a season in school history.

> Posted a career-long 56-yard TD in 2021 on his first catch with the 49ers in their first win over a Power Five team (31-28 victory vs. Duke).

> Played at Miles College in 2019, a Division II school in Fairfield, Ala., appearing in 10 games and posting eight catches for 104 yards (13.0 avg.) and a TD.

> Majored in health systems management.

**2022:** Appeared in all 12 games with 11 starts, earning second-team All-Conference USA recognition after posting a team-high 64 catches for 792 yards (12.4 avg.) and nine TDs (tied for team lead)...Posted 50-plus receiving yards in nine of 12 games and had 20 receptions of 15-plus yards...Returned nine punts for 76 yards (8.4 avg.)...**At Florida Atlantic (Aug. 27):** Posted four receptions for 89 yards (22.3 avg.) and two TDs, recording TD catches of 52 (season long) and 20 yards...**Vs. Maryland (Sept. 10):** Led the team with eight catches for 73 yards (9.1 avg.), including an 11-yard TD grab on the final play of the first quarter...**At Georgia State (Sept. 17):** Tied his career high with nine catches for 85 yards (9.4 avg.), highlighted by a pair of TD grabs. Hauled in a 7-yard TD midway through the first quarter and then caught a game-winning 2-yard TD pass from QB Chris Reynolds with 17 seconds remaining in the fourth quarter in the 42-41 victory...**Vs. Texas-El Paso (Oct. 1):** Posted a pair of TD receptions (23, 2 yards) and finished with six receptions for 55 yards (9.2 avg.)...**At Rice (Oct. 29):** Hauled in five passes for 61 yards (12.2 avg.), including a 9-yard TD grab midway through the third quarter, and also returned three punts for 40 yards (13.3 avg.)...**Vs. Western Kentucky (Nov. 5):** Finished with a team-best 88 yards on seven catches (12.6 avg.)...**At Middle Tennessee State (Nov. 12):** Matched his career high with nine receptions for 112 yards (12.4 avg.), including a 24-yard TD grab.

**2021:** Played in all 12 games with nine starts and led the team with 62 catches for 892 yards (14.4 avg.) and six TDs (tied for team lead)...Earned honorable mention All-Conference USA

## AT A GLANCE ...



- Finished his career at Charlotte ranked No. 4 in school history with 1,684 receiving yards in just two seasons and No. 2 all-time in receiving yards per game (70.2).
- Earned second-team All-Conference USA honors in 2022 after posting a team-high 64 receptions for 792 yards (12.4 avg.) and nine TDs (tied for team lead).
- Registered 892 receiving yards in 2021 in his first season at Charlotte, the third most in a season in school history.
- Posted a career-long 56-yard TD in 2021 on his first catch with the 49ers in their first win over a Power Five team (31-28 victory vs. Duke).
- Selected by the Packers with the fourth of four choices in the seventh round (No. 256 overall), the first WR drafted out of Charlotte in the history of the school.
- Played at Miles College in 2019, a Division II school in Fairfield, Ala., appearing in 10 games and posting eight catches for 104 yards (13.0 avg.) and a TD.

recognition...Earned second-team All-Conference USA honors from *Phil Steele's College Football* and third-team recognition from *Pro Football Focus*...Posted three 100-yard receiving games and 70-plus yards receiving in eight of 12 games...**Vs. Duke (Sept. 3):** Posted a career-high 118 yards and two TDs on four receptions (29.5 avg.) in his collegiate debut, highlighted by a career-long 56-yard TD grab on his first catch as a 49er midway through the first quarter. Added a 9-yard TD grab with just under three minutes remaining in the game to give Charlotte a 24-21 lead in the eventual 31-24 win...**Vs. Middle Tennessee State (Sept. 24):** Posted a career-high nine catches for 114 yards (12.7 avg.) and two TDs (17, 12 yards)...**At Illinois (Oct. 2):** Led the team with 70 yards receiving on four catches (17.5 avg.), including a 34-yard TD grab late in the first half...**Vs. Florida Atlantic (Oct. 21):** Hauled in five passes for 70 yards (14.0 avg.), including a 1-yard TD grab on the final play of the first half...**At Louisiana Tech (Nov. 13):** Registered 108 receiving yards on four catches (27.0 avg.), highlighted by a 45-yard grab that set up a TD on the next play...**At Old Dominion (Nov. 27):** Matched his career high with nine receptions for 94 yards (10.4 avg.), including a 9-yard TD catch in the third quarter.

**2020:** Did not play football with the season at Miles College canceled due to COVID-19.

**2019:** Appeared in 10 games at Miles College, posting eight receptions for 104 yards (13.0 avg.) and a TD...**Vs. Morehouse (Sept. 14):** Recorded an 18-yard catch in his collegiate debut...**Vs. Lane (Sept. 28):** Posted a season-long 27-yard grab for a TD late in the first quarter...**At Edward Waters (Oct. 19):** Registered a season-high 28 yards on two catches (14.0 avg.).

**HIGH SCHOOL:** Attended Park Crossing High School (Montgomery, Ala.), where he finished his career with 52 receptions for 1,300 yards (25.0 avg.) and 10 TDs...Was a four-year starter in baseball, finishing his career with a .368 batting average along with six home runs, 51 RBIs and 78 runs scored.



**PERSONAL:** Given name Grant Lewis DuBose...Born in Montgomery, Ala. ...His older brother, Dean, played baseball at Tuskegee University...Worked multiple jobs in 2020 when the football season at Miles was canceled due to COVID-19.



## GRANT DUBOSE'S COLLEGE STATISTICS

Year	School	GP	GS	No	RECEIVING			
					Yds	Avg	Lg	TD
2019	Miles College	10	0	8	104	13.0	27t	1
2020	Miles College	(season canceled - COVID-19)						
2021	Charlotte	12	9	62	892	14.4	56t	6
2022	Charlotte	12	11	64	792	12.4	52t	9
<b>College totals (three years)</b>		<b>34</b>	<b>20</b>	<b>134</b>	<b>1,788</b>	<b>13.3</b>	<b>56t</b>	<b>16</b>

Rushing: 3 for 18 yards in 2021.

Punt returns: 9 for 76 yards (8.4 avg.) in 2022.

### PACKERS IN THE COLLEGE ALL-STAR GAME

- From 1934-73 and 1975-76, the NFL participated in what was called the College All-Star Game. It kicked off the league's preseason, but it was the most popular game in pro football for many years.
- Chicago's Soldier Field, even when the Bears were playing at Wrigley Field, served as the game's stage for all but two years. Dyché Stadium in Evanston, Ill., was the site in 1943 and '44. An NFL labor dispute forced cancellation of the 1974 game.
- The Packers played in the game eight times and benefited greatly from the exposure, especially in the Curly Lambeau era. When the Packers and All-Stars drew 84,560 for the 1937 game, the Packers had never played before more than 37,000 fans in an NFL regular-season game. They appeared in the game that summer by virtue of winning the 1936 NFL Championship Game, which drew a crowd of 29,545.
- Up until the time he died in 1965, Lambeau said the Packers' victory in the 1940 College All-Star Game was the biggest of his coaching

career. "Maybe this sounds funny for me to say, but I believe pro football, all of pro football, turned the corner in that game," Lambeau said shortly before his death. As coach of the Packers, Lambeau won six NFL championships.

### PACKERS VS. COLLEGE ALL-STARS (6-2) (All games at Soldier Field, Chicago)

Year	Result	Attendance
1937	All-Stars 6, Packers 0	84,560
1940	Packers 45, All-Stars 28	84,567
1945	Packers 19, All-Stars 7	92,753
1962	Packers 42, All-Stars 20	65,000
1963	All-Stars 20, Packers 17	65,000
1966	Packers 38, All-Stars 0	72,000
1967	Packers 27, All-Stars 0	70,934
1968	Packers 34, All-Stars 17	69,917

## GREEN BAY'S 100 FIRST-ROUND DRAFT CHOICES

Year	Overall	Name	Pos.	School	Year	Overall	Name	Pos.	School
1936	7	Russ Letlow	G	San Francisco	1979	15	Eddie Lee Ivery	RB	Georgia Tech
1937	9	Ed Jankowski	B	Wisconsin	1980	4	Bruce Clark	DT	Penn State
1938	7	Cecil Isbell	B	Purdue	26	George Cumbo	LB	Oklahoma	
1939	9	Larry Buhler	B	Minnesota	1981	6	Rich Campbell	QB	California
1940	9	Hal Van Every	B	Minnesota	1982	22	Ron Hallstrom	G	Iowa
1941	7	George Paskvan	B	Wisconsin	1983	11	Tim Lewis	CB	Pittsburgh
1942	9	Urban Odson	T	Minnesota	1984	12	Alphonso Carreker	DE	Florida State
1943	8	Dick Wildung	T	Minnesota	1985	7	Ken Ruetters	T	Southern Cal.
1944	7	Merv Pregulman	G	Michigan	1986	14	<i>(dealt to San Diego in Mossy Cade trade)</i>		
1945	11	Walt Schlinkman	FB	Texas Tech	1987	4	Brent Fullwood	RB	Auburn
1946	6	John Strykalski	B	Marquette	1988	7	Sterling Sharpe	WR	South Carolina
1947	6	Ernie Case	QB	UCLA	1989	2	Tony Mandarich	T	Michigan State
1948	7	Earl (Jug) Girard	B	Wisconsin	1990	18	Tony Bennett	LB	Mississippi
1949	5	Stan Heath	QB	Nevada	19	Darrell Thompson	RB	Minnesota	
1950	4	Clayton Tonnemaker	C	Minnesota	1991	19	Vinnie Clark	CB	Ohio State
1951	5	Bob Gain	T	Kentucky	1992	5	Terrell Buckley	CB	Florida State
1952	4	Babe Parilli	QB	Kentucky	1993	15	Wayne Simmons	LB	Clemson
1953	7	Al Carmichael	HB	Southern Cal.	29	George Teague	S	Alabama	
1954	3	Art Hunter	T	Notre Dame	1994	16	Aaron Taylor	G	Notre Dame
4	Veryl Switzer	HB	Kansas State	1995	32	Craig Newsome	CB	Arizona State	
1955	5	Tom Bettis	G/LB	Purdue	1996	27	John Michels	T	Southern Cal.
1956	8	Jack Losch	HB	Miami (Fla.)	1997	30	Ross Verba	T	Iowa
1957	1	Paul Hornung	HB	Notre Dame	1998	19	Vonnie Holliday	DT	North Carolina
4	Ron Kramer	E	Michigan	1999	25	Antuan Edwards	CB	Clemson	
1958	3	Dan Currie	C	Michigan State	2000	14	Bubba Franks	TE	Miami (Fla.)
1959	1	Randy Duncan	QB	Iowa	2001	10	Jamal Reynolds	DE	Florida State
1960	5	Tom Moore	HB	Vanderbilt	2002	20	Javon Walker	WR	Florida State
1961	12	Herb Adderley	DB	Michigan State	2003	29	Nick Barnett	LB	Oregon State
1962	14	Earl Gros	FB	Louisiana State	2004	25	Ahmad Carroll	CB	Arkansas
1963	14	Dave Robinson	DE	Penn State	2005	24	Aaron Rodgers	QB	California
1964	13	Lloyd Voss	T	Nebraska	2006	5	A.J. Hawk	LB	Ohio State
1965	7	Donny Anderson	HB	Texas Tech	2007	16	Justin Harrell	DT	Tennessee
10	Lawrence Elkins	WR	Baylor	2008	30	<i>(dealt to N.Y. Jets in draft-day trade)</i>			
1966	9	Jim Grabowski	FB	Illinois	2009	9	B.J. Raji	NT	Boston College
13	Gale Gillingham	T	Minnesota	26	Clay Matthews	LB	Southern Cal.		
1967	9	Bob Hyland	C/G	Boston College	2010	23	Bryan Bulaga	T	Iowa
25	Don Horn	QB	San Diego State	2011	32	Derek Sherrod	T	Mississippi State	
1968	5	Fred Carr	LB	Texas-El Paso	2012	28	Nick Perry	LB	Southern Cal.
26	Bill Lueck	G	Arizona	2013	26	Datone Jones	DE	UCLA	
1969	12	Rich Moore	DT	Villanova	2014	21	Ha Ha Clinton-Dix	S	Alabama
1970	2	Mike McCoy	DT	Notre Dame	2015	30	Damarious Randall	CB	Arizona State
16	Rich McGeorge	TE	Elon	2016	27	Kenny Clark	DT	UCLA	
1971	9	John Brockington	RB	Ohio State	2017	29	<i>(dealt to Cleveland in draft-day trade)</i>		
1972	7	Willie Buchanon	CB	San Diego State	2018	18	Jaire Alexander	CB	Louisville
11	Jerry Tagge	QB	Nebraska	2019	12	Rashan Gary	LB	Michigan	
1973	21	Barry Smith	WR	Florida State	21	Darnell Savage	S	Maryland	
1974	12	Barty Smith	RB	Richmond	2020	26	Jordan Love	QB	Utah State
1975	9	<i>(dealt to L.A. Rams in John Hadl trade)</i>			2021	29	Eric Stokes	CB	Georgia
1976	23	Mark Koncar	T	Colorado	2022	22	Quay Walker	LB	Georgia
1977	9	Mike Butler	DE	Kansas	28	Devonte Wyatt	DL	Georgia	
28	Ezra Johnson	DE	Morris Brown	2023	13	Lukas Van Ness	LB	Iowa	
1978	6	James Lofton	WR	Stanford					
26	John Anderson	LB	Michigan						





# 49

**AUSTIN ALLEN**

*TE, 6-8, 253, 11/10/98*  
*FIRST YEAR, NEBRASKA*

Re-signed by the Packers on Jan. 10, 2023...Was signed to Green Bay's practice squad on Jan. 3, 2023, and was with the team for the season finale...Entered the league with the N.Y. Giants as an undrafted free agent on May 13, 2022...Spent the first six weeks of last season on the Giants' practice squad after being released by the team at the end of the preseason...Appeared in 44 games with 24 starts for the Cornhuskers (2018-21), recording 65 receptions for 975 yards (15.0 avg.) and three TDs...Started all 12 games as a senior in 2021, posting 38 catches for 602 yards (15.8 avg.), both single-season school records for tight ends, and two TDs...Earned first-team All-Big Ten honors from the media, second-team recognition from the league's coaches and was named the Kwalick-Clark Tight End of the Year...Led all Big Ten tight ends and ranked No. 13 in the country among TEs in receiving yards...Hauled in six passes for 43 yards (7.2 avg.) at Oklahoma (Sept. 18)...Caught two passes for 59 yards (29.5 avg.) vs. Michigan (Oct. 9), including a career-long 46-yard TD grab...Posted five receptions for 121 yards (24.2 avg.) at Minnesota (Oct. 16), including a 9-yard TD catch...Registered a career-high seven catches for a career-best 143 yards (20.4 avg.) at Wisconsin (Nov. 20), the most receiving yards in a game by a TE in school history...Appeared in all eight games with seven starts as a junior in 2020, finishing with 18 receptions for 236 yards (13.1 avg.) and a TD...Ranked No. 2 on the team in both receptions and receiving yards, and his average of 13.1 yards per catch led the team among players with five-plus receptions...Had two catches for 30 yards (15.0 avg.) in the season opener at Ohio State (Oct. 24), including a 26-yard grab that was the Cornhuskers' longest catch of the game...Posted a season-high five grabs for a season-best 43 yards (8.6 avg.) vs. Illinois (Nov. 21)...Recorded his first career TD grab on an 8-yarder vs. Minnesota (Dec. 12)...Played in all 12 contests with five starts as a sophomore in 2019 and had seven catches for 83 yards (11.9 avg.)...Recovered a fumble on special teams vs. Northern Illinois (Sept. 14) to set up a Husker touchdown...Posted a season-high two receptions for 7 yards (3.5 avg.) vs. Ohio State (Sept. 28)...Registered a season-long 30-yard grab at Maryland (Nov. 23)...Appeared in all 12 games and caught two passes for 54 yards (27.0 avg.) as a redshirt freshman in 2018...Posted a season-long 41-yard reception at Ohio State (Nov. 3)...Earned his degree in mechanized systems management...Was rated the consensus top prospect in the state of Nebraska in the Class of 2017 and was ranked among the nation's top 25 tight ends at Aurora (Neb.) High School...Was limited due to injury as a senior, but caught five passes and posted five tackles and two sacks prior to his injury...Caught 41 passes for 507 yards (12.4 avg.) and eight TDs as a junior in 2015, helping his team to a 12-1 record and a Class B runner-up finish...Also registered 51 tackles, five tackles for a loss and five INTs at LB, earning first-team all-state honors at the position from the *Omaha World-Herald* and the *Lincoln Journal Star*...Caught 14 passes and helped his team to a state playoff berth as a sophomore...Also played basketball, earning first-team all-state honors as a junior after averaging more than 15 points per game...His father, Andrew, was a walk-on for the Nebraska football team in 1981 before transferring to Doane College...Given name Austin Dane Allen; born in Grand Island, Neb.



# 51

**KESHAWN BANKS**

*LB, 6-3, 251, 12/21/99*  
*ROOKIE, SAN DIEGO STATE*

Signed by Green Bay as an undrafted free agent on May 5, 2023...Appeared in 59 games with 47 starts over five seasons (2018-22) with the Aztecs, finishing his career with 139 tackles (63 solo), 42 tackles for a loss, 13 sacks, 43 QB hurries, four passes defended, a forced fumble and a fumble recovery...Started the final 47 games of his career and finished No. 6 in school history in tackles for a loss...Started all 13 games in 2022 in his fifth season, posting 40 tackles (16 solo), 11½ tackles for a loss, 3½ sacks, 10 QB hurries and a pass defended...Earned honorable mention All-Mountain West recognition from the league's coaches and second-team honors from *Phil Steele's College Football*...Posted five tackles (three solo), including 3½ tackles for a loss, and two QB hurries at Nevada (Oct. 22)...Recorded a career-high seven tackles (three solo) with a tackle for a loss vs. Air Force (Nov. 26)...Closed out his career by matching his career high with seven tackles (four solo) vs. Middle Tennessee (Dec. 24) in the Hawaii Bowl, including a career-high four tackles for a loss, a career-high-tying two sacks and four QB hurries...Started all 14 contests as a senior in 2021, finishing with 35 tackles (16 solo), 11 tackles for a loss, a career-best five sacks, a career-high 17 QB hurries and two passes defended...Earned second-team All-MWC honors from the coaches and media...Posted a season-high six tackles (two solo) vs. New Mexico (Oct. 9)...Registered four tackles (two solo), 1½ sacks and a QB hurry at Hawaii (Nov. 6)...Recorded four tackles (two solo), two tackles for a loss, a sack and two QB hurries in the Mountain West title game vs. Utah State (Dec. 4)...Started all seven games he appeared in as a junior in 2020, earning All-MWC honorable mention from the league's media and coaches after posting 14 tackles (nine solo), five tackles for a loss, six QB hurries, a forced fumble and a fumble recovery...Posted a 7-yard tackle for a loss at Utah State (Oct. 31), forcing a fumble on the play, the first of his career...Registered a season-best six tackles (three solo), including a season-high 1½ tackles for a loss, at Colorado (Nov. 28)...Started all 13 contests as a sophomore in 2019, taking home All-MWC second-team honors from the league's coaches and media after recording a career-high 43 tackles (21 solo), a career-best and team-high 13½ tackles for a loss, 4½ sacks, nine QB hurries and a pass defended...Ranked No. 4 in the conference in tackles for a loss per game (1.04)...Made his first career start in the opener vs. Weber State (Aug. 31), finishing with three tackles (two solo) and 1½ tackles for a loss...Posted five tackles (three solo), a career-high two sacks and his first career pass defended at New Mexico State (Sept. 14)...Matched his career high with two sacks and finished with four tackles (three solo) at Hawaii (Nov. 23)...Appeared in 12 games as a true freshman in 2018, posting seven tackles (one solo), a tackle for a loss and a QB hurry...Posted an assisted tackle in his Aztec debut at Stanford (Aug. 31)...Registered a 2-yard tackle for a loss vs. Arizona State (Sept. 15)...Earned his degree in interdisciplinary studies...Earned all-state, all-metro and all-district honors as a senior at Rio Rancho (N.M.) High School, finishing his senior season with 55 tackles, 20 tackles for a loss, 10 sacks, four passes defended, two fumble recoveries and a forced fumble...Finished his career with 133 tackles, 37 tackles for a loss, 18 sacks, eight passes defended, three fumble recoveries, three forced fumbles and an interception...Helped lead the Rams to a 13-0 record and a state title as a junior in 2016...Also lettered three years in basketball and two years in track and field...First name is pronounced KEY-shawn...Given name Keshawn Duvall Banks; born in Albuquerque, N.M.

OTHER FREE AGENTS/  
FIRST-YEAR PLAYERS

COMMUNITY

ADMIN. &  
COACHES

VETERANS

OFF/FIRST-YEAR  
PLAYERS

2022  
REVIEW

RECORDS &  
HISTORY

LAMBEAU  
FIELD

MISC.



6

**JADAKIS BONDS***WR, 6-3, 206, 11/27/99**ROOKIE, HAMPTON*

Signed by the Packers as a free agent on May 23, 2023... Appeared in 40 games in four seasons with the Pirates (2018-19, 2021-22), posting 180 receptions for 2,731 yards (15.2 avg.) and 34 TDs... Finished his career ranked No. 1 in school history in receiving TDs and No. 3 in both receptions and receiving yards... Appeared in all 11 games as a senior in 2022, leading the team with 49 catches for 855 yards (17.4 avg.) and 10 TDs as he earned first-team All-Colonial Athletic Association recognition... Was selected to play in the East-West Shrine Game in February 2023... Tied for the conference lead in TD receptions and ranked No. 3 in receiving yards... Hauled in five passes for 122 yards (24.4 avg.) and two TDs (29, 48 yards) vs. Tuskegee (Sept. 10)... Posted a season-high 141 yards and two TDs on a season-best seven receptions (20.1 avg.) vs. Maine (Oct. 8), highlighted by a season-long 67-yard TD grab... Matched his season high with seven grabs for 92 yards (13.1 avg.) and two TDs at Albany (Oct. 15)... Appeared in 10 games as a junior in 2021, posting a team-high 54 receptions for a team-best 773 yards (14.3 avg.) and six TDs... Ranked No. 3 in the Big South in receiving yards and No. 4 in receptions... Recorded a career-high 155 yards and two TDs (49, 17) on six catches (25.8 avg.) vs. Norfolk State (Oct. 2), his fourth straight game to start the season with a TD catch... Tied his career high with 11 catches for 111 yards (10.1 avg.) at Charleston Southern (Oct. 16)... Hauled in eight passes for 110 yards (13.8 avg.) at Campbell (Nov. 13)... Did not play in 2020 with fall sports at Hampton being suspended due to COVID-19... Played in all 12 games as a sophomore in 2019, earning first-team All-Big South honors after finishing with a career-high 70 catches for a career-best 943 yards (13.5 avg.) and a single-season school-record 15 TD receptions... Tied the single-season school mark for receptions... Registered multiple TD catches in five games on the season, including four of the first five contests, and set a Big South record by posting a TD grab in each of the first five games of the season... Posted three receptions for 75 yards (25.0 avg.) and two TDs, including a career-long 68-yard TD, and scored on a 44-yard run vs. Howard (Sept. 14)... Hauled in eight passes for 144 yards (18.0 avg.) and two TDs (28, 53) at Liberty (Sept. 21)... Caught a career-high 11 passes for 127 yards (11.5 avg.) and two TDs vs. North Alabama (Oct. 5), his third straight game with multiple TD grabs... Posted a career-high three TD catches at Charleston Southern (Nov. 9), finishing with 10 receptions for 91 yards (9.1 avg.)... Played in seven games as a true freshman in 2018, posting seven receptions for 160 yards (22.9 avg.) and three TDs... Registered two catches for 36 yards (18.0 avg.) in his collegiate debut at Monmouth (Sept. 8), highlighted by a 28-yard TD grab... Caught a season-long 62-yard TD pass vs. St. Andrews (Nov. 17)... Earned his degree in liberal studies... Posted 133 receptions for 2,271 yards (17.1 avg.) and 31 TDs at Riverside High School (Williamston, N.C.), including a career-high 16 TD grabs as a junior in 2016... Also rushed for 1,062 yards and 15 TDs on 142 carries (7.5 avg.) during his career, highlighted by 758 yards and nine TDs on 85 attempts (8.9 avg.) as a senior in 2017... Also played basketball, averaging 14.6 points per game and 7.3 rebounds per game as a senior... First name is pronounced Jay-duh-kiss... Given name Jadakis Ja'Kwan Bonds; born in Williamston, N.C.



82

**JEFF COTTON***WR, 6-2, 206, 4/17/97**FIRST YEAR, IDAHO*

Re-signed by the Packers on Jan. 10, 2023... Was signed to Green Bay's practice squad on Nov. 9, 2022, and was with the Packers for the final nine weeks of the season... Spent time on the Arizona Cardinals' practice squad in September 2022 after being released by Jacksonville at the end of the preseason... Spent the 2021 season on the Jaguars' practice squad, appearing in one game as a COVID-19 replacement... Appeared on 14 plays on special teams and one on offense in his NFL debut at New England (Jan. 2)... Entered the league as an undrafted free agent with the Los Angeles Chargers on April 30, 2020, and spent his entire rookie season on the Chargers' practice squad... Played two seasons at Idaho (2018-19), appearing in 21 games with 18 starts and posting 137 catches for 1,797 yards (13.1 avg.) and 14 TDs... Started all 10 games he appeared in for the Vandals as a senior in 2019, leading the team with 88 receptions for 1,141 yards (13.0 avg.) and seven TDs... Posted 16 receptions for 145 yards (9.1 avg.) and two TDs vs. Central Washington (Sept. 7)... Led the team with 10 grabs for 110 yards (11.0 avg.) and a TD vs. Eastern Washington (Sept. 21)... Recorded a team-high 192 yards and a TD on 10 receptions (19.2 avg.) vs. Idaho State (Oct. 19)... Posted a career-high 18 receptions for a career-best 230 yards (12.8 avg.) and two TDs at Northern Arizona (Nov. 23), highlighted by a 70-yard TD grab in the third quarter... Played in all 11 games with eight starts as a junior in 2018, hauling in 49 passes for 656 yards (13.4 avg.) and a team-high seven TDs... Caught a 73-yard TD pass late in the first quarter in his first game with the Vandals, finishing with four grabs for 96 yards (24.0 avg.) at Fresno State (Sept. 1)... Paced the team with eight receptions for 110 yards (13.8 avg.) and a TD at Eastern Washington (Oct. 27)... Caught a TD pass in each of Idaho's first four games, becoming the first Vandal to do so since 2014... Posted a season-high 137 yards on a season-best 10 receptions (13.7 avg.) vs. North Dakota (Nov. 3), highlighted by a game-winning 8-yard TD grab with 27 seconds remaining... Also returned 13 kickoffs on the season for 249 yards (19.2 avg.), including a 43-yarder vs. Montana State (Oct. 13)... Redshirted at Idaho in 2017 after spending two years (2015-16) at Pima Community College in Tucson, Ariz. ... Earned honorable mention All-America recognition as a sophomore in 2016 after posting 43 catches for 847 yards (19.7 avg.) and six TDs... Also earned first-team all-region honors and first-team All-Western States Football League recognition after leading the WSFL with an average of 93.0 receiving yards per game... Earned his degree in general studies from Idaho... Earned first-team all-region and first-team All-Southern Arizona honors as a senior at Mountain View High School (Tucson, Ariz.) after catching 47 passes for 851 yards (18.1 avg.) and five TDs... Also lettered in track and field... Began his high school career at Ironwood Ridge High in Tucson... His brother, Andrew, played basketball at Utah Valley and the New Mexico Military Institute... His cousin, Bryce Cotton, played basketball at Providence and spent time with the Utah Jazz, Phoenix Suns and Memphis Grizzlies... Given name Jeff Edward Cotton Jr.; born in Tucson, Ariz.





# 57

## BRENTON COX JR.

*LB, 6-4, 250, 1/30/00*  
*ROOKIE, FLORIDA*

Signed by Green Bay as an undrafted free agent on May 5, 2023... Appeared in 46 games with 34 starts during his collegiate career, starting all 33 games he played in at Florida from 2020-22 and appearing in 13 games with one start at Georgia in 2018... For his career, registered 137 tackles (69 solo), 34 tackles for a loss, 15½ sacks, 40 QB hurries, 10 passes defended, a forced fumble and a fumble recovery... Started all eight games he appeared in for the Gators in 2022, finishing the season with 35 tackles (15 solo), eight tackles for a loss, two sacks, nine QB hurries and a pass defended... Posted a career-high 10 tackles (three solo), including a shared tackle for a loss, and a QB hurry vs. Utah (Sept. 3) as he earned co-Southeastern Conference Defensive Lineman of the Week honors... Registered nine tackles (five solo) and a tackle for a loss vs. South Florida (Sept. 17)... Recorded three tackles (two solo) and two tackles for a loss vs. Eastern Washington (Oct. 2)... Posted five tackles (three solo), a season-best three tackles for a loss and a sack vs. Missouri (Oct. 8)... Registered a sack the next week vs. LSU (Oct. 15), finishing with three tackles (two solo)... Started all 13 games at Florida in 2021, finishing with a career-high 41 tackles (26 solo), a career-best 1½ tackles for a loss, a career-high 8½ sacks, 12 QB hurries, four passes defended and a forced fumble... Led the team in tackles for a loss, sacks and QB hurries... Recorded seven of his sacks in the final four games of the season... Registered four tackles (one solo) and a sack vs. Alabama (Sept. 18)... Posted four tackles (two solo) and 2½ tackles for a loss vs. Tennessee (Sept. 25)... Recorded a school-record four sacks vs. Florida State (Nov. 27) and added a forced fumble... Registered five tackles (all solo), including four tackles for a loss and a sack, vs. Central Florida (Dec. 23) in the Gasparilla Bowl... Started all 12 games in 2020 in his first season with the Gators after transferring from Georgia midway through the 2019 campaign... Earned second-team All-SEC honors from *The Associated Press* after posting 41 tackles (21 solo), 9½ tackles for a loss, four sacks and a team-high 18 QB hurries... Recorded multiple QB hurries in six games on the season... Registered a season-high eight tackles (four solo), 2½ tackles for a loss and a sack at Mississippi (Sept. 26) in his Gator debut... Recorded five tackles (four solo), a sack, a fumble recovery and three QB hurries vs. Missouri (Oct. 31)... Appeared in 13 games with one start as a true freshman at Georgia in 2018, finishing the season with 20 tackles (seven solo), two tackles for a loss, a sack, three passes defended and a QB hurry... Posted his first career sack at Kentucky (Nov. 3)... Made his first career start in the Sugar Bowl vs. Texas (Jan. 1) and registered a season-high six tackles (three solo)... Earned his degree in education sciences... Was twice selected to the SEC Fall Academic Honor Roll (2020-21)... Earned first-team all-state honors from both the *Atlanta Journal-Constitution* and *AP* as a senior at Stockbridge (Ga.) High School, helping lead his team to a 13-1 record... Registered 42 tackles, 9½ tackles for a loss and five sacks as a senior and was selected to play in the 2018 Under Armour All-America Game... Earned first-team all-state recognition from *AP* and the *Atlanta Journal-Constitution* as a junior in 2016 and was named the *Henry Herald* Defensive Player of the Year for Henry County... Spent his first two seasons at Miller Grove High School (Lithonia, Ga.)... His older sister, Shay Lewis, played basketball at Clark Atlanta University... His older brother, Jamarcus Mingo, played football at Livingston College... Given name Brenton Alexander Cox Jr.; born in Decatur, Ga.



# 79

## JEAN DELANCE

*T, 6-4, 303, 1/14/98*  
*FIRST YEAR, FLORIDA*

Re-signed by Green Bay on Jan. 10, 2023... Was signed to the Packers' practice squad on Dec. 13, 2022, and was with the team for the final four games last season... Spent time on the Arizona Cardinals' practice squad in November 2022... Entered the league with the Chicago Bears as an undrafted free agent on May 6, 2022, and then was released by the Bears on Aug. 28, 2022... Appeared in 41 games with 37 starts at right tackle in his four seasons at Florida after playing in two contests at Texas as a freshman... Started all 12 games at RT in his extra season of eligibility in 2021, part of a Florida line that allowed only 14 sacks on the season (tied for No. 5 in the country)... Helped the Gators rush for 200-plus yards in each of the first four games of the season, including a season-high 400 yards on 46 carries (8.7 avg.) vs. Florida Atlantic (Sept. 4)... Started all 12 games at RT as a senior in 2020, helping to protect QB Kyle Trask as he averaged 356.9 passing yards per game (No. 2 in the nation) and was a finalist for the Heisman Trophy... Helped the Gators rank No. 1 in the nation in passing yards per game (378.6 ypg), No. 8 in yards per play (7.28) and No. 9 in total yards per game (509.8 ypg)... Protected Trask as he threw for 416 yards and six TDs with no INTs at Mississippi (Sept. 26)... Blocked for Trask as he threw for 356 yards and six TDs with no INTs vs. Arkansas (Nov. 14)... Started all 13 games at RT as a junior in 2019 and helped the Gators set a single-season school record with three rushing plays of 75-plus yards... Part of a line that helped the offense feature four different players that registered four-plus rushing TDs for the first time since 2008... Helped clear the way for the Gators' season-high 244 yards on 34 carries (7.2 avg.) vs. Virginia (Dec. 30) in the Orange Bowl... Appeared in four games as a reserve as a sophomore in 2018... Sat out the 2017 season after transferring... Appeared in two games as a true freshman at Texas in 2016... Earned his degree in African American studies... Earned third-team 6A all-state honors from the Texas Sports Writers Association and all-state honorable mention from *The Associated Press* in 2015 as a senior at North Mesquite High School (Mesquite, Texas)... Was selected to play in the 2016 Under Armour All-America Game and was invited to play in the USA Football International Bowl... Earned first-team all-district honors and earned first-team all-area recognition from the *Dallas Morning News*... Part of an offense that posted 5,000-plus yards, averaging 389.0 yards per game, including seven games with 400-plus yards... Helped the offense average 38.5 points per game with six games of 45-plus points... Helped North Mesquite to a 10-3 overall record and an appearance in the 6A Division I regional playoffs... Earned honorable mention 6A all-state honors from the Texas Sports Writers Association as a junior in 2015... His grandfather, Alton Carson, lettered as a defensive tackle at Kansas State in 1974-75... Name is pronounced JEEN duh-LANTS... Given name Jean Octavis Delance; born in Eastman, Ga.

OTHER FREE AGENTS/  
FIRST-YEAR PLAYERS

COMMUNITY

ADMIN. &  
COACHES

VETERANS

OPF/FIRST-YEAR  
PLAYERS

2022  
REVIEW

RECORDS &  
HISTORY

LAMBEAU  
FIELD

MISC.




19

**DANNY ETLING***QB, 6-3, 220, 7/22/94**FIRST YEAR, LOUISIANA STATE*

Re-signed by the Packers on Jan. 10, 2023...Spent the entire 2022 season on Green Bay's practice squad...Previously spent time on Green Bay's practice squad, signing with the Packers on Dec. 7, 2021, before being released on Dec. 13...Was re-signed by the Packers on Jan. 25, 2022...Was released by the Seattle Seahawks on Aug. 1, 2021, and then was claimed off waivers by the Minnesota Vikings on Aug. 2, 2021...Was released by Minnesota on Aug. 23, 2021...Signed with the BC Lions of the Canadian Football League on Sept. 13, 2021, before being released on Oct. 12...Went on to spend time on the practice squads of the Seahawks, Denver Broncos, Packers and Jacksonville Jaguars during the 2021 season...Spent the entire 2020 season on Seattle's practice squad...Was on the Atlanta Falcons' practice squad for the majority of the 2019 campaign...Was promoted by Atlanta to the active roster to serve as the backup QB vs. Seattle (Oct. 27), but did not see any action...Spent the 2019 offseason and part of training camp with the New England Patriots as a wide receiver...Spent the entire 2018 campaign on New England's practice squad...Was drafted by Patriots in the seventh round (No. 219 overall) of the 2018 NFL Draft...In the Patriots' final preseason game in 2018, completed 18 of 32 passes for 157 yards and a TD with two INTs...Also ran for 113 yards on seven carries (16.1 avg.), including an 86-yard TD run, the longest run by a QB in team history in the preseason...Played in 24 games in two seasons at LSU (2016-17), starting the final 23 games of his career and throwing for 4,586 yards and 27 TDs with just seven INTs on 325-of-544 passing (59.7 pct.)...Finished his career ranked No. 3 in school history in passing yards per game (191.1), No. 6 in completion percentage, No. 8 in passing yards and No. 9 in completions...Became only the fifth QB in school history to register back-to-back 2,000-yard passing seasons...Started all 13 games for the Tigers as a senior in 2017, leading LSU to a 9-4 mark and a berth in the Citrus Bowl...Connected on 165 of 275 passes (60.0 pct.) for 2,463 yards and 16 TDs with only two INTs...Set a single-season school record for INT percentage with just two INTs on 275 attempts (0.72)...Threw for a season-best 347 yards and three TDs on 19-of-30 passing vs. Texas A&M (Nov. 25)...Appeared in 11 games with 10 starts as a junior in 2016, completing 160 of 269 passes (59.5 pct.) for 2,123 yards and 11 TDs with five INTs...Entered the lineup in the second quarter vs. Jacksonville State (Sept. 10) and kept the job for the remainder of the season...Made his first LSU start, completing 19 of 30 passes for 215 yards and a TD vs. Mississippi State (Sept. 17)...Completed 20 of 28 passes for a season-high 324 yards at Texas A&M (Nov. 24)...Threw for 217 yards and a pair of TDs in the 29-9 win over Louisville (Dec. 31) in the Citrus Bowl...Sat out the 2015 season after transferring from Purdue...Played in and started the first five games of the season for the Boilermakers as a sophomore in 2014, completing 89 of 162 passes (54.9 pct.) for 800 yards and six TDs with five INTs...Connected on 27 of 40 passes for 234 yards and two TDs with two INTs vs. Notre Dame (Sept. 13) in Indianapolis...Appeared in eight games and started the final seven contests as a freshman in 2013, posting 1,690 yards and 10 TDs on 149-of-267 passing (55.8 pct.)...Closed out his freshman season by completing a career-high 33 passes on 49 attempts for a career-high 485 yards and four TDs at Indiana (Nov. 30), the second-most passing yards by any QB in the history of the rivalry...Earned his degree in mass communication...Threw for 1,505 yards and 11 TDs as a senior at Terre Haute (Ind.) South Vigo High School...Participated at the 2013 Offense-Defense All-America Bowl Game in Houston...

Selected as one of 25 prep quarterbacks nationally to compete at the Elite 11 finals in Redondo Beach, Calif....Was named the vice-chair of the SEC Football Leadership Council in 2017 and participated in the SEC spring meetings...Was named to the 2016 SEC Community Service Team...Served as a camp counselor at the Manning Passing Academy during the summer of 2017...Married, wife's name is Kendal...Given name Daniel Patrick Etling; born in Terre Haute, Ind.



65

**CHUCK FILIAGA***G, 6-6, 321, 2/22/98**ROOKIE, MINNESOTA*

Signed by Green Bay as an undrafted free agent on May 5, 2023...Played in 52 games with 23 starts during his collegiate career, opening all 13 contests in his one season at Minnesota (2022) and appearing in 39 games with 10 starts during his four seasons at Michigan (2018-21)...Started all 13 games at right guard for the Gophers in his fifth season of college in 2022, blocking for an offense that registered 2,698 rushing yards and 33 TDs...Helped the Gophers rank No. 16 in the country in rushing offense with an average of 207.5 yards per game and tied for No. 15 in the nation with the 33 rushing TDs...Part of a line that allowed only 15 sacks on the season, No. 2 in the Big Ten and tied for No. 20 in the country...Blocked for RB Mohamed Ibrahim, who rushed for 1,665 yards and 20 TDs on 320 carries (5.2 avg.)...Made his Minnesota debut vs. New Mexico State (Sept. 1), helping to clear the way for the Gophers' 485 total yards and five rushing TDs...Helped pave the way for the Gophers' 679 yards of total offense vs. Western Illinois (Sept. 10), the third most in a game in school history...Was part of a line that did not allow a sack at Michigan State (Sept. 24) as the offense racked up 508 total yards, 32 first downs and 34 points...Helped clear the way for the offense to rush for 302 yards and four TDs vs. Northwestern (Nov. 12)...Blocked for Ibrahim as he registered a career-high 263 rushing yards on 39 attempts (6.7 avg.) vs. Iowa (Nov. 19)...Appeared in 12 games with four starts as a senior at Michigan in 2021, opening three contests at RG and one at LG...Was part of a unit that was honored with the Joe Moore Award, given to the top offensive line in the nation...Part of a line that allowed only 14 sacks on the season, tied for No. 5 in the country...Started at RG vs. Western Michigan (Sept. 4), helping to clear the way for the Wolverines' 335 rushing yards and three TDs on 43 carries (7.8 avg.)...Started at RG vs. Northwestern (Oct. 23), opening holes for the Wolverines' 294 rushing yards and four TDs on 54 attempts (5.4 avg.)...Opened at LG at Maryland (Nov. 20) and helped protect QB Cade McNamara as he was sacked just once and completed 21 of 28 passes for 259 yards and two TDs...Started all six games at LG as a junior in 2020, part of a line that allowed only eight sacks on the season...Helped the Wolverines average 8.3 yards per carry in the opener at Minnesota (Oct. 24) as the Wolverines rushed for 256 yards and five TDs...Part of a line that allowed just one sack as QB Joe Milton III threw for 300 yards vs. Michigan State (Oct. 31)...Helped protect McNamara as he threw for 260 yards and four TDs with no INTs on 27-of-36 passing at Rutgers (Nov. 21)...Appeared in 12 games as a sophomore in 2019, playing along the offensive line in four contests and on special teams in all 12...Played in nine games as a redshirt freshman in 2018, seeing time at LG in four contests and on special teams in six games...Made his collegiate debut vs. Western Michigan (Sept. 8), seeing time at LG...Earned his degree in American culture...Earned second-team all-state honors as a senior in 2016 at Aledo (Texas) High School, helping them to a Division

II Class 5A state title in 2016...Led a line that helped the offense produce 3,851 yards through the air and 4,656 yards on the ground, including two 1,000-yard rushers, in 16 games... Helped clear the way for the offense to rack up 1,698 rushing yards and average 7.5 yards per carry in six playoff games... Played in the 2017 U.S. Army All-American Bowl and the inaugural Polynesian Bowl...Attended Vista Murrieta High School (Murrieta, Calif.) as a junior and sophomore and Saint Augustine High School (San Diego, Calif.) as a freshman...Last name is pronounced fil-ee-ONG-uh...Given name Chuck Norman McCoy Filiaga; born in American Samoa.



# 40

**TYRELL FORD**

*CB, 5-11, 188, 3/30/98*

*FIRST YEAR, WATERLOO*

Signed by Green Bay on Jan. 10, 2023...Was selected by the Winnipeg

Blue Bombers in the first round (No. 13 overall) of the 2022 Canadian Football League Draft...Played in 18 games as a rookie for the Blue Bombers, recording three tackles on defense and 10 tackles on special teams...Attended minicamps in 2022 with the N.Y. Jets and Pittsburgh Steelers...Appeared in 30 games in four seasons (2017-19, 2021) at the University of Waterloo and posted 94 tackles (72 solo), six interceptions (one returned for a TD) and 21 passes defended...Was a three-time OUA All-Star (Ontario University Athletics) and a two-time U SPORTS All-Canadian selection...Returned 82 punts for 1,139 yards (13.9 avg.) and three TDs, finishing his career ranked No. 2 in school history in punt return yards...Also returned 40 kickoffs for 733 yards (18.3 avg.)...Appeared in six games in 2021, recording 18 tackles (14 solo), an interception and three passes defended...Posted a 13.3-yard average on 24 punt returns and returned three kickoffs for 69 yards (23.0 avg.)...Recorded three tackles (all solo) and a pass defended vs. Windsor (Sept. 21) and returned four punts for 119 yards (29.8 avg.), highlighted by a 59-yard return...Posted an INT that he returned 30 yards at Laurier (Sept. 25)...Registered a season-high four tackles (three solo), a pass defended, a 39-yard kickoff return and six punt returns for 62 yards (10.3 avg.) at Guelph (Oct. 16)...Played in eight games in 2019, finishing with a career-high 29 tackles (21 solo), a career-best four INTs and seven passes defended...Posted 81 INT return yards, including a career-long 70-yard return for a TD vs. York (Sept. 28)...Returned 14 punts for 224 yards (16.0 avg.), highlighted by an 80-yard return for a TD at Toronto (Aug. 25)...Also returned eight kickoffs for 110 yards (13.8 avg.)...Posted four tackles (two solo) and an INT at Windsor (Sept. 7)...Registered a season-best six tackles (three solo) and a pass defended at Ottawa (Oct. 26)...Appeared in all nine games in 2018, posting 19 tackles (13 solo), an interception and a career-high eight passes defended...Returned 13 punts for 92 yards (7.1 avg.) and 18 kickoffs for 322 yards (17.9 avg.)...Registered a season-high five tackles (three solo) and an INT at York (Sept. 29)...Played in seven contests in 2017, totaling 28 tackles (24 solo) and three passes defended...Posted a 16.3-yard average on 31 punt returns with two TDs and returned 11 kickoffs for 232 yards (21.1 avg.)...Scored twice on punt returns at Windsor (Aug. 27) in his first game, finishing with eight returns for a school-record 264 yards (33.0 avg.) as he scored on a 98-yard return in the second quarter and a 100-yard return in the fourth quarter...Registered a career-high eight tackles (six solo) vs. Toronto (Sept. 9)...Majoring in recreation and leisure... Attended A.N. Myer Secondary School in Niagara Falls, Ontario, where he helped lead the Marauders to a Junior Metro Bowl title in 2013 and three straight OFSAA championships from 2014-16...First name is pronounced ty-RELL...Given name Tyrell Robert William Ford; born in Niagara Falls, Ontario.



# 99

**JONATHAN FORD**

*DL, 6-5, 338, 9/29/98*

*SECOND YEAR, MIAMI (FLA.)*

Was inactive (healthy scratch) for the Packers for all 17 games as a rookie in

2022...Selected by the Packers with the second of four picks in the seventh round (No. 234 overall) of the 2022 NFL Draft, a pick acquired from Denver along with a fifth-round selection (No. 179 overall) in exchange for Green Bay's fifth-round pick (No. 171 overall)...Became just the second defensive player from the University of Miami (Fla.) to be drafted by the Packers, joining LB Jonathan Garvin (seventh round in 2020)...Appeared in 50 games with 30 starts in five seasons with the Hurricanes (2017-21), recording 60 tackles (21 solo), eight tackles for a loss, three sacks, a pass defended and a forced fumble...Appeared in 10 games and made eight starts in 2021 in his fifth season with the Hurricanes, finishing with 14 tackles (four solo) and a tackle for a loss...Was selected to play in the NFLPA Collegiate Bowl in Pasadena, Calif., in January 2022... Played in 10 games with nine starts as a senior in 2020, posting a career-high 19 tackles (nine solo) and 1½ tackles for a loss... Posted two tackles (both assisted) vs. Pittsburgh (Oct. 17) as the Hurricanes held the Panthers to just 22 yards rushing on 26 carries (0.8 avg.)...Recorded a career-high six tackles (three solo) at Virginia Tech (Nov. 14) in the 25-24 win after Miami trailed, 24-13, in the third quarter...Started all 13 contests as a junior in 2019, finishing with career highs in tackles for a loss (3½) and sacks (three) as he helped Miami rank No. 17 in the nation in rushing defense (114.6 ypg) and No. 10 in yards allowed per carry (3.17 avg.)...Posted 18 tackles (seven solo), a pass defended and a forced fumble...Made the first start of his collegiate career vs. Florida (Aug. 24) and was part of a line that helped limit the Gators to 50 rushing yards on 28 attempts (1.8 avg.)...Registered a season-high four tackles (two solo) and posted his first sack as a Hurricane when he brought down QB Bryce Perkins for a 3-yard loss late in the first half vs. Virginia (Oct. 11)...Also registered a forced fumble, the first of his career, when he knocked the ball out from RB Mike Hollins in the third quarter, a fumble that was recovered by Miami DB Trajan Bandy at the Hurricanes' 20...Appeared in 10 games as a sophomore in 2018, finishing with eight tackles (one solo) and two tackles for a loss...Saw action in seven contests as a true freshman in 2017 and registered an assisted tackle... Earned his degree in liberal arts...Earned first-team all-county recognition from the *Sun-Sentinel* as a senior at Dillard High School (Fort Lauderdale, Fla.)...Registered 98 tackles and 12 sacks as a junior in 2015...Given name Jonathan Terrell Ford; born in Fort Lauderdale, Fla.

OTHER FREE AGENTS/  
FIRST-YEAR PLAYERS

COMMUNITY

ADMIN. &  
COACHES

VETERANS

OF/FIRST-YEAR  
PLAYERS

2022  
REVIEW

RECORDS &  
HISTORY

LAMBEAU  
FIELD

MISC.



39

## TYLER GOODSON

RB, 5-9, 197, 11/10/00

FIRST YEAR, IOWA

Re-signed by Green Bay on Jan. 10, 2023...Spent the entire 2022 season on Green Bay's practice squad...Was elevated to the active roster for game day vs. Minnesota (Jan. 1), but did not see any action...Was originally signed by the Packers as an undrafted free agent on May 6, 2022...Played in 34 games with 24 starts and registered 2,551 yards and 18 TDs on 533 carries (4.8 avg.) in three seasons with the Hawkeyes (2019-21)...Also posted 70 receptions for 565 yards (8.1 avg.) and a TD...Finished his career ranked No. 11 on the school's career rushing list...Started all 13 games he appeared in as a junior in 2021, finishing with a career-high 1,151 yards and six TDs on 256 carries (4.5 avg.) on his way to earning third-team All-Big Ten honors from the media and honorable mention from the coaches...Added 31 receptions for 247 yards (8.0 avg.) and a TD...Opened the season with 19 carries for 99 yards (5.2 avg.) vs. Indiana (Sept. 4), highlighted by a 56-yard TD run on the first drive of the game...Rushed for 153 yards and a career-high three TDs (46, 35, 2 yards) on 22 carries (7.0 avg.) vs. Kent State (Sept. 18)...Posted two receptions for a career-high 85 yards (42.5 avg.) at Maryland (Oct. 1), highlighted by his first career TD catch, a career-long 67-yarder early in the third quarter...Carried the ball 21 times for 141 yards (6.7 avg.) and a TD at Northwestern (Nov. 6)...Posted 132 yards and a TD on 27 attempts (4.9 avg.) vs. Illinois (Nov. 20)...Registered a career-high 156 yards on 23 carries (6.8 avg.) at Nebraska (Nov. 26), highlighted by a 55-yard run that set up the game-winning TD...Rushed for 50 yards on 18 carries (2.8 avg.) and added a career-high six catches for 28 yards (4.7 avg.) in the Big Ten title game vs. Michigan (Dec. 4)...Declared for the NFL Draft following the game, forgoing the Citrus Bowl...Played in all eight games with seven starts as a sophomore in 2020, leading the team with 762 rushing yards on 143 attempts (5.3 avg.) with seven TDs on his way to earning first-team All-Big Ten recognition from the coaches and media...Ranked No. 3 in the Big Ten in rushing yards and tied for No. 4 in rushing TDs...Added 15 receptions for 152 yards (10.1 avg.)...Posted 113 yards and two TDs on 14 carries (8.1 avg.) vs. Michigan State (Nov. 7)...Registered a season-high 142 rushing yards and two TDs on 20 attempts (7.1 avg.) at Minnesota (Nov. 13)...Posted a career-high 30 carries for 111 yards (3.7 avg.) vs. Nebraska (Nov. 27)...Rushed for 106 yards on just 11 attempts (9.6 avg.) vs. Wisconsin (Dec. 12), highlighted by a career-long 80-yard TD run late in the fourth quarter...Appeared in all 13 games with four starts as a true freshman in 2019, posting a team-high 638 yards and five TDs on 134 carries (4.8 avg.) along with 24 receptions for 166 yards (6.9 avg.)...Made his collegiate debut vs. Miami of Ohio (Aug. 31), rushing for 36 yards on nine carries (4.0 avg.)...Posted a season-high five catches for a season-best 62 yards (12.4 avg.) at Michigan (Oct. 5)...Recorded a season-high 116 yards and a TD on just 13 attempts (8.9 avg.) at Nebraska (Nov. 29)...Finished the season by rushing for a TD in his fourth consecutive game, carrying the ball 18 times for 48 yards (2.7 avg.) and a score vs. USC in the Holiday Bowl (Dec. 27)...Majored in health and human physiology...Earned all-county, all-region and all-state recognition as a senior at North Gwinnett High School (Suwanee, Ga.), taking home Georgia Player of the Year honors after posting 159 carries for 1,180 yards (7.4 avg.) and 25 TDs...Registered 1,437 yards and 25 TDs on 178 attempts (8.1 avg.) as a junior, helping his team to the 7A state title as he rushed for 898 yards in four playoff games...Posted the top two single-game totals for rushing yards in school history (295 yards, 245 yards)...Also lettered in baseball, basketball and track...Given name Tyler Elijah Goodson; born in Suwanee, Ga.



54

## LA'DARIUS HAMILTON

LB, 6-2, 261, 1/18/98

SECOND YEAR, NORTH TEXAS

Re-signed by Green Bay on Jan. 10, 2023...Spent the entire 2022 season on the Packers' practice squad, appearing in three games as a game day elevation...Appeared on 14 plays on defense and 11 on special teams at Washington (Oct. 23)...Played five snaps on defense and 10 on special teams vs. Dallas (Nov. 13)...Appeared on five plays on defense and registered an assisted tackle vs. Tennessee (Nov. 17), also playing five snaps on special teams...Played in six games for the Packers in 2021, including three contests as an elevation to the active roster from the practice squad...Posted three tackles (two solo) and two QB hits on the season...First joined the Packers when he was signed to the team's active roster off of the Tampa Bay Buccaneers' practice squad on Sept. 17, 2021...Made his NFL debut in Week 5 at Cincinnati (Oct. 10), appearing on 19 defensive snaps and posting a QB hit...Recorded a career-best three tackles (two solo) on 17 defensive snaps vs. the L.A. Rams (Nov. 28)...Originally entered the NFL with the Dallas Cowboys as an undrafted free agent on April 27, 2020, and spent the entire 2020 season on the Cowboys' practice squad...Was waived by the Cowboys on May 5, 2021, and was claimed by Tampa Bay on May 6, 2021...Was waived by the Buccaneers on Aug. 31, 2021, and then was signed to Tampa Bay's practice squad on Sept. 17...Appeared in 51 games with 31 starts in four seasons at North Texas, finishing his career tied for No. 6 in program history in career sacks (17.0) and No. 6 in tackles for a loss (28½)...Started all 12 games as a senior in 2019, posting 39 tackles (23 solo), 10½ tackles for a loss, a team-high 8½ sacks, seven QB hurries and a forced fumble...Posted six tackles (four solo) and tied a career high with two sacks at SMU (Sept. 7)...Registered four tackles (three solo), three tackles for a loss and two sacks (tied career high) vs. UTEP (Nov. 2)...Matched his career high again the next week with two sacks at Louisiana Tech (Nov. 9)...Appeared in all 13 games with 11 starts as a junior in 2018, earning first-team All-Conference USA honors after recording 33 tackles (16 solo), 11 tackles for a loss, 7½ sacks and three QB hurries...Had three tackles (all solo) and a career-high two sacks in a win at Arkansas (Sept. 15)...Tied his career high with two sacks vs. Southern Miss (Oct. 13)...Played in all 14 games with eight starts as a sophomore in 2017, finishing with a career-high 40 tackles (22 solo), four tackles for a loss, an interception, a fumble recovery and five QB hurries...Recorded six tackles (four solo) and his first career INT, one he returned 15 yards, vs. UTEP (Nov. 11)...Posted a career-high eight tackles (four solo) vs. Army (Nov. 18)...Appeared in 12 games in 2016, earning Conference USA All-Freshman honors after recording nine tackles (six solo), three tackles for a loss and a sack...Made his collegiate debut vs. SMU (Sept. 3) and recorded three tackles, including one for a loss, and deflected a pass that led to an INT in the first quarter on the first play of his collegiate career...Posted his first career sack vs. Southern Miss (Nov. 19)...Majored in kinesiology...Was a first-team all-district selection as a junior and a senior at Corrigan-Camden High School (Corrigan, Texas), posting 83 tackles, three forced fumbles and two fumble recoveries as a senior to lead his team to the regional round of the Class 3A Division II playoffs...Was named the District 12-2A-DII defensive newcomer of the year as a sophomore...Given name La'Darius Monte Hamilton; born in Corrigan, Texas.





# 43

## BROUGHTON HATCHER

*LS, 6-4, 242, 9/25/99  
ROOKIE, OLD DOMINION*

Signed by Green Bay as an undrafted free agent on May 8, 2023, after participating in the Packers' rookie minicamp on a tryout basis... Appeared in 35 games for the Monarchs over four seasons (2018-19, 2021-22), handling snaps for punts, field goals and extra points... Played in all 12 games in 2022, handling snaps for all punts and placements... Snapped for P Ethan Duane, who led the Sun Belt Conference with 28 punts placed inside the 20 and was tied for No. 3 in the conference with 12 punts of 50-plus yards on his way to earning All-Sun Belt honorable mention... Also snapped for K Ethan Sanchez, who connected on all 28 of his extra points and on 10 of 13 FG attempts (76.9 pct.)... Appeared in only one game in 2021, suffering a season-ending injury in the season opener at Wake Forest (Sept. 3)... Played in all 11 games in 2019, handling snapping duties for all punts and placements... Tied the single-season school record for the most tackles by a long snapper with four on the season... Snapped for P Bailey Cate, who led Conference USA with 23 punts downed inside the 20... Also snapped for K Nick Rice, who made all 18 of his extra points and 15 of 20 field goals (75.0 pct.) on the season... Appeared in all 11 games in 2018, handling snapping duties for all punts and placements... Snapped for Rice as he connected on 40 of 41 extra points (97.6 pct.) and 14 of 18 field goals (77.8 pct.)... Earned his degree in exercise science... Attended Pageland (S.C.) Central High School, where he was ranked the No. 6 long snapper in the country by Kohl's Kicking Camps... Was the fifth-ranked long snapper at the National Scholarship Camp... Was selected to play in the Blue-Grey All-American Bowl... Also played tackle and tight end... First name is pronounced BRAW-ton... Given name Broughton Royce Hatcher; born in Jefferson, S.C.



# 18

## MALIK HEATH

*WR, 6-2, 213, 3/31/00  
ROOKIE, MISSISSIPPI*

Signed by Green Bay as an undrafted free agent on May 5, 2023... Spent one season at Mississippi (2022), two at Mississippi State (2020-21) and two at Copiah-Lincoln Community College (2018-19)... Played in 34 games with 21 starts during his three seasons in the Southeastern Conference, posting 131 receptions for 1,720 yards (13.1 avg.) and 13 TDs... Appeared in all 13 games with 12 starts for the Rebels in 2022, earning third-team All-Southeastern Conference honors from Pro Football Focus after posting a team-high 60 receptions for a team-leading 971 yards (16.2 avg.) and five TDs... Ranked No. 3 in the SEC in receiving yards and No. 2 in receiving yards per game (74.7)... Caught a 12-yard TD pass vs. Troy (Sept. 3) in his Ole Miss debut... Led the team with four catches for a team-best 78 yards (19.5 avg.) at Georgia Tech (Sept. 17)... Hauled in four passes for 75 yards (18.8 avg.), including a 31-yard TD grab, vs. Tulsa (Sept. 24)... Posted 100 yards receiving on six catches (16.7 avg.) vs. Kentucky (Oct. 1)... Registered a career-high 145 yards on eight receptions (18.1 avg.) at LSU (Oct. 22)... Posted a team-high 123 yards receiving on six grabs (20.5 avg.) vs. Alabama (Nov. 12)... Tied his career best with a team-high nine catches for 140 yards (15.6 avg.), highlighted by a season-long

53-yard grab and a TD, at Arkansas (Nov. 19)... Posted a team-best 137 yards and a TD on eight catches (17.1 avg.) vs. Texas Tech (Dec. 28) in the Texas Bowl, with his receiving-yardage total setting a school record for a bowl game... Played in 11 games with three starts at Mississippi State in 2021, catching 34 passes for 442 yards (13.0 avg.) and five TDs... Matched his career best with nine receptions for 88 yards (9.8 avg.) and a TD at Memphis (Sept. 18)... Registered five catches for 74 yards (14.8 avg.) at Auburn (Nov. 13), including a 6-yard TD grab that put the Bulldogs up, 43-28, with 5:31 remaining... Caught two passes for 87 yards (43.5 avg.) vs. Tennessee State (Nov. 20), highlighted by a season-long 56-yard TD grab midway through the second quarter... Appeared in 10 games with six starts for the Bulldogs in 2020, posting 37 receptions for 307 yards (8.3 avg.) and three TDs... Caught five passes for 57 yards (11.4 avg.) vs. Texas A&M, including a 32-yard TD reception... Posted a career-high nine catches for 79 yards (8.8 avg.) vs. Vanderbilt (Nov. 7)... Registered a career-high two TD receptions at Mississippi (Nov. 28), scoring twice in the second quarter (6, 11 yards)... Played in 17 games at Copiah-Lincoln C.C. in 2018-19, posting 61 receptions for 835 yards (13.7 avg.) and seven TDs... Played in eight games as a sophomore in 2019, finishing with 33 catches for 502 yards (15.2 avg.) and three TDs... Posted a season-high 103 yards receiving and two TDs at Pearl River (Sept. 12)... Registered 28 receptions for 333 yards (11.9 avg.) and four TDs as a freshman in 2018... Earned his degree in kinesiology... Was selected to play in the Under Armour All-America Game as a senior at Callaway High School (Jackson, Miss.) after recording 21 catches for 456 yards (21.7 avg.) and seven TDs... Was named to the "Dandy Dozen" of the *Clarion-Ledger* and competed in the Alabama-Mississippi All-Star Game as a senior... Finished his career with 78 receptions for 1,837 yards (24.3 avg.) and 13 TDs... Posted 1,213 yards and five TDs on 46 catches (26.3 avg.) as a junior and 10 grabs for 168 yards (16.8 avg.) and a TD as a sophomore... Given name Malik Shabazz Heath; born in Jackson, Miss.



# 27

## WILLIAM HOOPER

*CB, 5-10, 180, 3/21/00  
ROOKIE, NORTHWESTERN STATE*

Signed by Green Bay as an undrafted free agent on May 8, 2023, after participating in the Packers' rookie minicamp on a tryout basis... Appeared in 46 games with 33 starts during his five seasons (2018-22) with the Demons, posting 100 tackles (65 solo), 3½ tackles for a loss, two sacks, three interceptions, 21 passes defended, a forced fumble, a fumble recovery and two blocked kicks... Started all 11 games in 2022, finishing with 29 tackles (29 solo) and a team-high 12 passes defended on his way to earning second-team All-Southland Conference honors... Posted two tackles (one solo) and a pass defended in the season opener at No. 2-ranked Montana (Sept. 3)... Blocked an extra point and broke up a pair of passes vs. Grambling (Sept. 10)... Registered three tackles (two solo) and two passes defended at Houston Christian (Oct. 15)... Appeared in all 11 games with 10 starts in 2021, recording a career-high 31 tackles (22 solo), 1½ tackles for a loss, a sack, an INT and two passes defended... Posted five tackles (all solo) at Houston Baptist (Oct. 9)... Registered a career-high nine tackles (career-best seven solo), including his first sack of the season, along with a pass defended vs. Southeastern Louisiana (Oct. 23)... Recorded his first INT of the season when he picked off a third-down pass early in the fourth quarter vs. Houston Baptist (Nov. 6)... Started all six games during the 2020 season that was played in the spring of 2021 due to COVID-19, earning third-team All-Southland

OTHER FREE AGENTS/  
FIRST-YEAR PLAYERS

COMMUNITY

ADMIN. &  
COACHES

VETERANS

OFF/FIRST-YEAR  
PLAYERS

2022  
REVIEW

RECORDS &  
HISTORY

LAMBEAU  
FIELD

MISC.

Conference recognition...Registered 14 tackles (eight solo), an INT, four passes defended and a blocked kick...Blocked a 35-yard field goal in the second quarter vs. Sam Houston State (April 1) and recovered the block at the Northwestern State 20...Intercepted a pass and broke up two more at Incarnate Word (April 10)...Played in 11 games with six starts in 2019, posting 21 tackles (12 solo), a career-best two tackles for a loss, a sack, an INT, three passes defended, a forced fumble and a fumble recovery...Posted a season-high five tackles (four solo) at Houston Baptist (Sept. 21)...Recorded a 7-yard sack on the opening drive of the second half vs. Southeastern Louisiana (Sept. 28), forcing a fumble on the play that was recovered by Northwestern State at SLU's 34...Recovered a fumble and added a pass defended vs. Central Arkansas (Oct. 19)...Posted his first career INT when he picked off a Hail Mary pass on the final play of the first half at Sam Houston State (Nov. 16)...Registered three tackles (two solo), including one for a loss, vs. Stephen F. Austin (Nov. 21)...Appeared in seven games as a true freshman in 2018 and registered five tackles (three solo)...Posted a season-high two tackles (both solo) vs. Houston Baptist (Oct. 27)...Majored in industrial engineering...Earned first-team all-district honors as a senior at Shoemaker High School (Killeen, Texas), starting all 10 games and posting 30 tackles, 16 passes defended and an INT...Earned first-team all-district and all-area recognition as a junior after recording 42 tackles, 12 passes defended and two INTs...Earned all-district honorable mention as a sophomore, finishing with 37 tackles and 14 passes defended...As a freshman, caught 52 passes for 783 yards (15.1 avg.) and 10 TDs...Also lettered two years in both baseball and track and field...Given name William Harold Hooper; born in Montgomery, Ala.



# 72

## CALEB JONES

*T, 6-9, 370, 2/10/99*

*SECOND YEAR, INDIANA*

Was inactive (healthy scratch) for six games as a rookie in 2022 (Weeks 2-3, 15-18)...Was signed to the Packers' active roster from the practice squad on Sept. 13...Was placed on reserve/non-football illness on Oct. 1 and then was activated on Dec. 14...Entered the league with Green Bay as an undrafted free agent on May 6, 2022...Appeared in 41 games for the Hoosiers and started the final 30 contests, making 24 starts at right tackle and six at left tackle...Started all 12 games at RT as a senior in 2021...Helped the Hoosiers register a season-high 512 total yards as QB Michael Penix Jr. threw for 373 yards on 35-of-53 passing vs. Western Kentucky (Sept. 25)...Part of a line that helped pave the way for the team's season-high 204 rushing yards on 42 carries (4.9 avg.) at Maryland (Oct. 30)...Started five games as a junior in 2020, opening four games at LT and one at RT...Part of a line that helped the Hoosiers rank No. 1 in the Big Ten and No. 17 in the country in sacks allowed per game (1.25)...Also helped IU finish No. 4 in the conference in scoring (28.9 ppg) and No. 5 in passing offense (250.9 ypg)...Was named the team's Offensive Player of the Week for his performance at Michigan (Nov. 7), helping the Hoosiers register 460 yards of total offense and a season-high 38 points in the win...Part of a line that cleared the way for IU to post 433 yards of total offense in the 24-0 win at Michigan State (Nov. 14)...Protected Penix as he threw for a career-high 491 yards (No. 2 in school history) and five TDs at No. 3-ranked Ohio State (Nov. 21)...Started at LT in the Outback Bowl vs. Ole Miss (Jan. 2) and helped clear holes for the Hoosiers to rush for 168 yards and two TDs...Started all 13 games as a sophomore in 2019, opening 12 contests at RT and one at LT, and earned All-Big Ten

honorable mention from the league's coaches...Blocked for an Indiana offense that matched a school record with nine 30-point games...Helped the Hoosiers set a single-season school mark with 3,931 passing yards and register the third-best totals in school history with 5,626 total yards and 413 points...Helped IU rank No. 2 in the Big Ten and No. 15 in the nation in passing offense (302.4 ypg) and No. 5 in the conference in scoring offense (31.8 ppg)...Protected QB Peyton Ramsey, whose 68.0 completion percentage (204 of 300) ranked No. 2 in the Big Ten, No. 9 in the country and No. 2 all-time in program history...Made his first career start in the opener vs. Ball State (Aug. 31) as the Hoosiers registered 474 total yards...Helped the Hoosiers rack up season highs for rushing yards (260) and total yards (557) vs. Rutgers (Oct. 12)...Protected Ramsey as he threw for a career-high 371 yards on 31-of-41 passing at No. 9-ranked Penn State (Nov. 16)...Part of an offense that registered 522 total yards at Purdue (Nov. 30)...Appeared in 11 games at tackle as a redshirt freshman in 2018...Helped pave the way for freshman RB Stevie Scott, who rushed for 1,137 yards and 10 TDs on 228 carries (5.0 avg.)...Made his collegiate debut in the season-opening win at Florida International (Sept. 1)...Majored in sports marketing...Earned 6A all-state honors from *The Associated Press* in 2015 and 2016 at Lawrence North High School (Indianapolis, Ind.)...Also received all-state recognition from the Indiana Football Coaches Association as a junior and senior...Was selected to the *Indianapolis Star* Super Team as a junior and senior...Was a three-time all-conference selection and a two-time all-county honoree...Helped clear holes for his team to average 298.6 rushing yards per game as a senior in 2016, including seven 200-yard rushing games, three 300-yard games and two 400-yard games...Also lettered three years in track and field and twice in basketball...His sister, Brianna, played basketball at North Dakota State University (2016-17)...Given name Caleb Darnell Jones; born in Indianapolis, Ind.



# 60

## JASON LEWAN

*DL, 6-6, 293, 10/15/98*

*ROOKIE, ILLINOIS STATE*

Signed by Green Bay as an undrafted free agent on May 5, 2023...Appeared in 47 games with 41 starts in five seasons (2018-22) at Illinois State, recording 100 tackles (49 solo), 10 tackles for a loss, five sacks, seven QB hurries, eight passes defended, two forced fumbles, three fumble recoveries and a blocked kick...Started all 11 games in 2022, finishing with 27 tackles (11 solo), a sack, a forced fumble, three QB hurries, two passes defended and a blocked kick...Posted three tackles (one solo) in the season opener at Wisconsin (Sept. 3)...Registered three tackles (two solo) and a 17-yard sack vs. Eastern Illinois (Sept. 17)...Blocked an extra point vs. Southern Illinois (Oct. 1)...Recorded four tackles (three solo) vs. South Dakota (Oct. 15)...Appeared in eight games with two starts in 2021 after coming back from a foot injury, posting nine tackles (three solo), 1½ tackles for a loss and a QB hurry...Recorded two tackles (both solo) and a tackle for a loss at Southern Illinois (Sept. 25)...Registered a pair of assisted tackles vs. Indiana State (Nov. 20), including a shared tackle for a loss...Played in the first two games in the 2020 season that was played in early 2021 due to COVID-19 before missing the final two contests in the season...Registered three tackles (one solo)...Posted two tackles (one solo) in the season opener vs. South Dakota (Feb. 27)...Started all 15 games in 2019 and recorded a career-high 33 tackles (21 solo), a career-best 4½ tackles for a loss, a career-high three sacks, two QB hurries, a forced fumble, two fumble recoveries and three passes defended...Posted a career-high seven tackles (all solo),

a career-best two sacks, a forced fumble and a pass defended at Southern Illinois (Oct. 12)...Registered two tackles (one solo) and a fumble recovery at Western Illinois (Oct. 19)...Recovered a fumble for the second straight game and added two tackles (both solo) vs. Indiana State (Oct. 26)...Registered a 7-yard sack at Southeast Missouri State (Nov. 30)...Posted four tackles (two solo) in the FCS quarterfinals at North Dakota State (Dec. 14)...Started all 11 games as a redshirt freshman in 2018, finishing with 28 tackles (13 solo), three tackles for a loss, a sack, a QB hurry, a fumble recovery and three passes defended...Registered a solo tackle and a fumble recovery vs. Saint Xavier (Sept. 1) in his collegiate debut...Posted four tackles (one solo) and a tackle for a loss at Missouri State (Sept. 29)...Recorded his first career sack and finished with three tackles (two solo) vs. South Dakota State (Oct. 27)...Registered a tackle for a loss and a pass defended at Northern Iowa (Nov. 3)...Earned his degree in marketing...Was a two-year letterwinner at Yorkville (Ill.) High School, posting 30 receptions for 461 yards (15.4 avg.) and nine TDs at wide receiver as a senior...Scored a pair of TDs while playing primarily on offense as a junior...Also played basketball, baseball and tennis...Was a two-time academic all-conference selection...Last name is pronounced loo-WAHN... Given name Jason Christian Lewan; born in Yorkville, Ill.



**40**

**CAMREN McDONALD**

*TE 6-4, 237, 5/30/99*  
*ROOKIE, FLORIDA STATE*

Signed by Green Bay as an undrafted free agent on May 5, 2023...Appeared

in 58 games with 30 starts in five seasons (2018-22) at Florida State, finishing his career with 74 receptions for 861 yards (11.6 avg.) and five TDs...Posted 20-plus catches in each of his final three seasons...Appeared in all 13 games with 10 starts in 2022, recording 21 catches for a career-best 312 yards (14.9 avg.) and a TD...Posted multiple receptions in eight games on the season...Hauled in two passes for 45 yards (22.5 avg.) at Louisville (Sept. 16), highlighted by a career-long 41-yard grab to the Louisville 20 that set up a TD four plays later...Posted a season-high 52 yards receiving on two catches (26.0 avg.) vs. Boston College (Sept. 24), including a 32-yard reception to the Boston College 1 that set up a TD on the next play...Caught two passes for 31 yards (15.5 avg.) vs. Wake Forest (Oct. 1)...Recorded a season-high four catches for 19 yards vs. Clemson (Oct. 15)...Hauled in three passes for 39 yards (13.0 avg.) vs. Georgia Tech (Oct. 29)...Caught two passes for 44 yards (22.0 avg.) vs. Florida (Nov. 25), highlighted by a 31-yard grab...Played in all 12 games with 11 starts in 2021, posting a career-high 24 receptions for 243 yards (10.1 avg.) and two TDs...Ranked No. 2 on the team in catches and TD receptions...Was named to the Mackey Award Watch List...Was a nominee for the Wuerrffel Trophy and was named to the Allstate AFCA Good Works Team...Posted a season-high five receptions for 41 yards (8.2 avg.) vs. Syracuse (Oct. 2), with his 14-yard TD catch the longest scoring grab of his career...Recorded three catches for 29 yards (9.7 avg.) and a TD vs. Massachusetts (Oct. 23)...Registered a season-best 54 yards receiving on three catches (18.0 avg.) at Boston College (Nov. 20)...Started all nine games in 2020 and caught 23 passes for 263 yards (11.4 avg.) and two TDs...Was the recipient of the Bill McGrotha Humanitarian Award...Hauled in four passes for 41 yards (10.3 avg.) vs. Georgia Tech (Sept. 12)...Had six receptions for 58 yards (9.7 avg.) at Miami (Sept. 26), highlighted by the first TD catch of his career, a 12-yarder in the third quarter...Caught a 12-yard TD pass vs. North Carolina (Oct. 17)...Posted a career-high seven catches for 61 yards (8.7 avg.) vs.



**80**

**BO MELTON**

*WR 5-11, 189, 5/18/99*  
*FIRST YEAR, RUTGERS*

Was signed by Green Bay to the active roster from the Seattle Seahawks' practice squad on Dec. 27, 2022...Spent the first 16 weeks of last season on Seattle's practice squad...Was selected by the Seahawks in the seventh round (No. 229 overall) of the 2022 NFL Draft...Appeared in 56 games with 42 starts in five seasons at Rutgers (2017-21), finishing his career ranked No. 3 in school history in games played, No. 6 in receptions (164), tied for No. 8 in 100-yard receiving games (five) and No. 10 in receiving yards (2,011)...Added 25 carries for 165 yards (6.6 avg.) and two TDs...Started 11 games in his fifth season of eligibility in 2021, leading the team with a career-high 55 receptions for 618 yards (11.2 avg.) and three TDs...Earned third-team All-Big Ten honors from Pro Football Focus and fourth-team recognition from *Phil Steele's College Football*...Rushed for 51 yards on nine carries (5.7 avg.), returned five punts for 38 yards (7.6 avg.) and returned five kickoffs for 116 yards (23.2 avg.)...Hauled in six passes for a season-high 125 yards (20.8 avg.) and a TD vs. Delaware (Sept. 18)...Matched his career high with eight catches for 101 yards (12.6 avg.) and a TD at Northwestern (Oct. 16)...Registered a career-high 217 all-purpose yards (116 kickoff return, 48 receiving, 36 rushing, 17 punt return) vs. Maryland (Nov. 27)...Started all nine games as a senior in 2020, earning honorable mention All-Big Ten recognition from the coaches and media after posting a team-high 47 receptions for a career-high 638 yards (13.6 avg.) and a career-best six TDs...Added 69 rushing yards and two TDs on six carries (11.5 avg.)...Returned six kickoffs for 177 yards (29.5 avg.)...Posted a career-high 150 receiving yards and matched his career high with two TDs on five catches (30.0 avg.) vs. Illinois (Nov. 14)...Matched his season high with seven grabs for 109 yards (15.6 avg.) and a TD vs. Michigan (Nov. 21)...Scored on a 58-yard punt return (lateral across the field) and added seven catches for 86 yards (12.3 avg.) on his way to a season-high 170 all-purpose yards at Ohio State (Nov. 7)...Rushed for 62 yards on two carries (31.0 avg.) at Maryland (Dec. 12), highlighted by a 44-yard TD run in the third quarter...Started all 12 games as a junior in 2019 and paced the team with 30 receptions for 427 yards (14.2 avg.) and two TDs...Added four carries for 22 yards (5.5 avg.)...Posted a season-high six receptions for a season-best 127 yards (21.2 avg.) vs. Massachusetts (Aug. 30), highlighted by the first TD of his career, a 33-yard grab early in the second quarter...Hauled in three passes for 57 yards (19.0 avg.) vs. Ohio State (Nov. 16), including a 45-yard TD reception...Played in all 12 games with seven starts as a sophomore in 2018, finishing No. 2 on the team with 28 catches for 245 yards (8.8 avg.)...Posted a season-high six receptions for a season-best 70 yards (11.7 avg.) vs. Illinois (Oct. 6)...Appeared in all 12 games with three starts as a fresh-

man in 2017, hauling in four passes for 83 yards (20.7 avg.)... Recorded a 48-yard reception for his first career catch vs. Morgan State (Sept. 16)... Majored in criminal justice... Earned first-team all-state honors as a senior at Cedar Creek High School (Egg Harbor City, N.J.), finishing the year with 51 receptions for 766 yards (15.0 avg.) and nine TDs despite dealing with an injury sustained early in the season... Added 451 rushing yards and seven rushing TDs... Led the Pirates to a 10-2 record and an appearance in the NJSIAA South Jersey final (Group 2) as a senior... As a junior, rushed for 742 yards and 13 TDs and hauled in 31 passes for 676 yards (21.8 avg.) and 11 TDs, helping Cedar Creek to the 2015 NJSIAA South Jersey title (Group 2)... Also played basketball and competed in track and field, capturing the Cape-Atlantic League 200-meter, 400-meter and long jump titles in 2016... His father, Gary, played WR and RB at Rutgers from 1987-91... His mother, Vicky, played basketball at Rutgers from 1989-93... His younger brother, Max, is a defensive back on the Rutgers football team... Given name Miles Bokeem Melton; born in Egg Harbor City, N.J.



# 64

## ANTONIO MOULTRIE

*DL, 6-4, 275, 3/24/99*  
*ROOKIE, MIAMI (FLA.)*

Signed by Green Bay as an undrafted free agent on May 8, 2023, after participating in the Packers' rookie minicamp on a tryout basis... Played four seasons at UAB (2018-21) before transferring to Miami (Fla.) for his final season in 2022... Overall, appeared in 49 games with 21 starts and registered 131 tackles (57 solo), 11½ tackles for a loss, 2½ sacks, an interception, four passes defended, a forced fumble and a fumble recovery... Appeared in 10 games in 2022 in his lone season with the Hurricanes, posting 14 tackles (seven solo), two tackles for a loss, a half-sack, a QB hurry and a forced fumble... Made his Miami debut in the season opener vs. Bethune-Cookman (Sept. 3), posting two tackles (solo), including a shared sack for a 3-yard loss... Registered two tackles (one solo) and a forced fumble vs. Southern Mississippi (Sept. 10)... Recorded a tackle for a loss at Texas A&M (Sept. 17)... Posted three tackles (one solo), including a shared tackle for a loss, vs. Florida State (Nov. 5)... Registered a season-high four tackles (three solo) vs. Pittsburgh (Nov. 26)... Played in 12 games with 11 starts for the Blazers in 2021, earning All-Conference USA honorable mention after ranking No. 3 on the team with a career-high 62 tackles (24 solo) while adding seven tackles for a loss, two sacks, four QB hurries and a fumble recovery... Registered seven tackles (two solo) at Georgia (Sept. 11)... Posted four tackles (one solo) and a sack at Florida Atlantic (Oct. 9)... Recorded a sack for the second straight week and finished with four tackles (one solo) at Southern Mississippi (Oct. 16)... Registered a career-high 10 tackles (three solo) and a tackle for a loss vs. Rice (Oct. 23)... Matched his career best with 10 tackles (three solo) vs. Louisiana Tech (Nov. 6)... Led the team with nine tackles (seven solo) and a career-high four tackles for a loss vs. BYU (Dec. 18) in the Independence Bowl... Appeared in all nine games with eight starts in 2020, earning second-team All-Conference USA honors after recording 33 tackles (15 solo), a tackle for a loss, an interception and a career-high three passes defended... Posted his first career INT at Louisiana Tech (Oct. 31), picking off a QB Luke Anthony pass early in the third quarter and returning it 6 yards to the Tech 20 to set up a TD three plays later... Registered a season-high nine tackles (one solo) in the Conference USA title game at Marshall (Dec. 18)... Played in all 14 games with two starts in 2019, finishing with 20 tackles (10 solo), 1½ tackles for a loss, two QB hurries and a pass defended... Posted a season-high four tackles (three solo) at Texas-El Paso (Nov.

16), including a tackle for a loss... Appeared in four games and posted two tackles (one solo) for the Blazers in 2018 before redshirting... Attended Northeast Mississippi Community College (Booneville, Miss.) in 2017, appearing in eight games and posting 19 tackles and four tackles for a loss... Earned his degree in communications... Helped West Florida High School (Pensacola, Fla.), where he helped the team to a 9-3 record as a senior in 2016... Given name Antonio Marquis-Lashon Moultrie; born in Pensacola, Fla.



# 56

## KENNETH ODUMEGWU

*LB, 6-6, 259, 11/29/00*  
*ROOKIE, NFL INTERNATIONAL*

Was allocated to the Packers on May 4, 2023, from Nigeria as part of the NFL International Player Pathway program... Is the first international player allocated to Green Bay through the IPP... Will be eligible for an international practice squad exemption at the end of training camp... Received an invite to former NFL defensive end Osi Umenyiora's NFL Africa Touchdown Camp in Accra, Ghana, in June 2022, where he was assigned to defensive end and captured defensive MVP honors... Earned one of 38 spots at the NFL International Combine in London in October 2022... From there, was one of 13 players selected to the International Player Pathway program... Spent 10 weeks training in early 2023 at IMG Academy in Florida before participating in a pro day at the University of South Florida... His conversion to football came through Educational Basketball, a program founded in 2015 in Lagos, Nigeria, that is touted as Africa's first premier select player development program... Was one of three Educational Basketball alumni to be allocated to NFL teams in 2023 through the International Player Pathway... Attended the National Open University of Nigeria for two years, where he was studying criminology... Went to high school at Bright Future College in Lagos, Nigeria... Last name is pronounced oh-doo-MAY-goo... Given name Kenneth Ikechukwu Odumegwu; born in Lagos, Nigeria.



# 44

## HENRY PEARSON

*FB, 6-2, 249, 11/23/99*  
*ROOKIE, APPALACHIAN STATE*

Signed by Green Bay as an undrafted free agent on May 5, 2023... Appeared in 59 games with 43 starts in five seasons (2018-22) with the Mountaineers, finishing his career with 74 receptions for 897 yards (12.1 avg.) and 11 TDs... Started all 12 games at tight end in 2022, earning second-team All-Sun Belt honors after tying for the conference lead among tight ends with a team-high five TD grabs... Finished with 25 receptions for 329 yards (13.2 avg.), ranking No. 2 in the league among TEs in catches and receiving yards... Helped the Mountaineers rank No. 21 in the country in rushing (204.4 ypg) and No. 23 in scoring (34.9 ppg)... Posted a season-high four receptions for 46 yards (11.5 avg.) vs. North Carolina (Sept. 3), highlighted by a 22-yard TD grab in the first quarter... Matched his season high with four catches for 43 yards (10.8 avg.) at Texas State (Oct. 8) and tied his career high with two TD grabs (12, 2 yards)... Hauled in two passes for 47 yards (23.5 avg.) at Georgia Southern (Nov. 26), highlighted by a season-long 41-yarder... Started in all 11



of his game appearances in 2021, posting 11 receptions for 153 yards (13.9 avg.)...Recorded a season-high four grabs for 45 yards (11.3 avg.) vs. Louisiana-Monroe (Oct. 30)...Posted a season-high 50 yards receiving on two catches (25.0 avg.) vs. Western Kentucky (Dec. 18) in the Boca Raton Bowl, including a season-long 40-yard reception...Started all nine games he played in during the 2020 season, earning honorable mention All-Sun Belt recognition from the league and fourth-team honors from *Phil Steele's College Football*...Finished the season with 16 receptions for 180 yards (11.3 avg.) and four TDs, with all four scores coming in the final five games...Posted a season-high four catches for 32 yards (8.0 avg.) and a TD vs. Georgia State (Nov. 14)...Registered a career-high 62 receiving yards on three catches (20.7 avg.) at Georgia Southern, including a season-long 33-yard grab...Caught a career-high two TD passes (22, 11 yards) vs. North Texas (Dec. 21) in the Myrtle Beach Bowl, finishing with three receptions for 47 yards (15.7 avg.)...Played in all 14 games with eight starts in 2019, posting eight catches for 75 yards (9.4 avg.)...Helped the offense rank No. 16 in the nation in rushing (231.4 ypg)...Registered a season-high two catches for 30 yards (15.0 avg.) vs. Louisiana-Monroe (Oct. 19)...Appeared in all 13 games with three starts as a true freshman in 2018, finishing with 14 catches for 160 yards (11.4 avg.) and two TDs...Recorded 50 yards receiving on three catches (16.7 avg.) at Charlotte (Sept. 8)...Caught three passes for 36 yards (12.0 avg.) vs. Georgia State, scoring the first TD of his collegiate career on a 10-yard grab...Earned his degree in marketing/sales...Posted 28 receptions for 393 yards (14.0 avg.) and five TDs and added 99 tackles (64 solo), three sacks, two fumble recoveries and two forced fumbles as a senior at Paramus (N.J.) Catholic High School...Had two 100-yard receiving games and posted an 80-yard TD catch...Earned second-team All-Non-Public League honors at linebacker from N.J. com...As a junior, caught 27 passes for 392 yards (14.5 avg.) and four TDs to help Paramus Catholic to the Non-Public Group 4 title...Also was a lacrosse standout, scoring 44 goals as a junior...Given name Henry Richard Pearson; born in Ridgewood, N.J.



# 46

**JIMMY PHILLIPS JR.**

LB, 6-1, 232, 4/27/00  
ROOKIE, SMU

Signed by Green Bay as an undrafted free agent on May 5, 2023...Appeared in 59 games, which tied the school record for games played, along with 24 starts over five seasons (2018-22) with the Mustangs...Finished his career with 179 tackles (117 solo), 15½ tackles for a loss, two sacks, two interceptions, nine passes defended, a forced fumble and two blocked kicks...Appeared in 13 games with 12 starts in his fifth season in 2022, leading the team with a career-best 85 tackles (50 solo) while adding a career-high 7½ tackles for a loss, a sack and a career-best five passes defended...Posted eight tackles (five solo), a season-high two tackles for a loss and a season-best two passes defended at North Texas (Sept. 3)...Registered a season-high 11 tackles (eight solo) and a pass defended at Central Florida (Oct. 5)...Recorded a sack at Tulsa (Oct. 29), finishing the game with five tackles (three solo)...Matched his season best with 11 tackles (seven solo) vs. Memphis (Nov. 26), including a tackle for a loss...Posted nine tackles (five solo) and a shared tackle for a loss vs. BYU (Dec. 17) in the New Mexico Bowl...Started all 12 games as a senior in 2021, ranking No. 2 on the team with 60 tackles (team-high 39 solo) while adding 5½ tackles for a loss, three QB hurries, an INT, two passes defended, a forced fumble and a team-high two blocked kicks...Earned All-Amer-



# 75

**SEAN RHYAN**

G, 6-5, 321, 9/15/00  
SECOND YEAR, UCLA

Appeared in one contest for the Packers as a rookie in 2022, playing one snap on special teams at Detroit (Nov. 6) in his NFL debut...Dressed, but did not play in five contests (Week 1, Weeks 7-8, 11-12) and was inactive (healthy scratch) for five games (Weeks 2-6)...Was placed on reserve/suspended for violating the NFL policy on performance-enhancing substances on Nov. 25 and was sidelined for the final six games of the season...Selected by the Packers in the third round (No. 92 overall) of the 2022 NFL Draft, becoming the first UCLA offensive lineman to be drafted by Green Bay since C Mike Flanagan (third round) in 1996...Started all 31 games he appeared in at left tackle during his three years at UCLA...Started all 12 games at LT and earned first-team All-Pac-12 honors as a junior in 2021 from the league's coaches and *Phil Steele's College Football* and second-team recognition from *The Associated Press* and *Pro Football Focus*...Part of a line that paved the way for the Bruins to average over 200 yards per game on the ground for the second straight season (215.1) and produce a 1,000-yard rusher in RB Zach Charbonnet (1,137), the first time since the 1985-87 seasons that UCLA averaged 200-plus-yards rushing in consecutive seasons...Part of a UCLA offense that ranked No. 17 in the nation in rushing offense, led the Pac-12 in scoring (36.5 ppg) and registered 200-plus rushing yards in all eight of its wins...Helped Charbonnet register seven 100-yard games, the most by a Pac-12 player in 2021 and the most by a Bruin since UCLA's all-time leading rusher Johnathan Franklin had a school-record nine in 2012...Blocked for QB Dorian Thompson-Robinson, who led the Pac-12 in total offense (274.4 ypg), pass efficiency (153.9), passing yards per completion (13.69) and passing yards per attempt (8.51), while ranking No. 2 in passing TDs (21)...Started at LT in all seven games as a sophomore in 2020, helping UCLA rank No. 2 in the Pac-12 and No. 12 in the nation with an average of 230.6

rushing yards per game...Part of a line that allowed only 12 sacks, an average of 1.7 per game, down from 3.1 per game in 2019...Started all 12 games at LT as a true freshman in 2019, earning Freshman All-America recognition from The Athletic, the Football Writers Association of America, Pro Football Focus and *USA Today*...Became the first true freshman to start a season opener for the Bruins at tackle since Simon Goines did so against Rice in 2012...Helped to block for RB Joshua Kelley, who finished No. 2 in the Pac-12 in rushing yards per game (96.4) and No. 7 in all-purpose yards per game (102.8)...Blocked for an offense that put together a streak of five straight 200-yard rushing games for the first time since 1978...Majored in geography and environmental studies...Earned a spot on the athletic director's honor roll for Fall 2021 and Spring 2020...Earned first-team all-state honors from *USA Today* as a senior in 2018 at San Juan High School (San Juan Capistrano, Calif.)...Also earned first-team All-CIF recognition and was named to the *Los Angeles Times* High School All-Star Team...Was rated the No. 1 offensive lineman in the state of California by 247Sports...Was selected to play in the All-American Bowl in San Antonio, Texas...As a junior in 2017, earned a spot on the U.S. Army All-American Combine Team and also earned all-state, all-county and All-CIF honors...Lettered for four years in football and three years in track and field, competing in the shot put and discus...Qualified to play for the high school feeder team for the Olympic USA Eagles rugby team...Was a silver medalist for Triton Rugby Club at the 2016 SoCal Youth Rugby State Championship...Set the school record for shot put (63-3½) and discus (155-5)...Was the Orange County champion in shot put (63-3½), the Sea View League shot put champion (58-2) and the Southern Section Division 1 shot put champion (59-5) in 2019...Finished third in the shot put (61-5½) at the 2019 California state championship meet...His father, Steve, was an International Moto-Cross professional who turned pro when he was 15 years old...His grandfather was a professional boxer...Given name Sean Michael Rhyan; born in Laguna Hills, Calif.



# 48

## BENNY SAPP III

*S. 5-11, 200, 6/27/00*  
**ROOKIE, NORTHERN IOWA**

Signed by Green Bay as an undrafted free agent on May 5, 2023...Appeared in 54 games during his collegiate career, playing in all 30 games with 29 starts in three seasons (2020-22) at Northern Iowa and appearing in 24 games in two seasons at Minnesota (2018-19)...Registered 138 tackles (83 solo), 1½ tackles for a loss, nine interceptions, 16 passes defended, a forced fumble and a fumble recovery at Northern Iowa...Started all 11 games for the Panthers in 2022, posting a career-high 53 tackles (29 solo), four INTs (tied for team lead), six passes defended and a forced fumble...Earned third-team FCS All-America honors from *The Associated Press* and second-team All-America recognition from STATS Perform and the American Football Coaches Association...Earned first-team All-Missouri Valley Football Conference recognition and was the first Panther to be named to the watch list for the 2023 Reese's Senior Bowl...Registered three tackles (all solo) and an INT at Western Illinois (Sept. 24)...Posted an INT for the second straight week and added four assisted tackles vs. Indiana State (Oct. 1)...Recorded two tackles (both solo) and an INT vs. Utah Tech (Oct. 15)...Registered a season-high eight tackles (six solo) and a forced fumble at Southern Illinois (Oct. 29)...Posted seven tackles (four solo) and an INT vs. South Dakota State (Nov. 5)...Played in all 12 contests with 11 starts in 2021, finishing with 52 tackles (32 solo), a tackle for a loss, a team-best four INTs

and a career-best seven passes defended...Ranked No. 3 in the conference in INTs and earned second-team All-MVFC honors from *Phil Steele's College Football*...Posted a career-high nine tackles (six solo) and an INT at Sacramento State (Sept. 11)...Registered a career-high two INTs (for 43 yards) vs. St. Thomas (Sept. 18)...Matched his career best with nine tackles (four solo) and a pass defended at North Dakota State (Oct. 9)...Started all seven games during the 2020 season that was played in the spring of 2021 due to COVID-19, recording 33 tackles (22 solo), a shared tackle for a loss, an INT, three passes defended and a fumble recovery...Posted a season-high seven tackles (three solo) and a fumble recovery in the season opener vs. South Dakota State (Feb. 19)...Registered five tackles (all solo) and his first career INT vs. Missouri State (March 20)...Saw action in 11 games for the Gophers in 2019 and posted a solo tackle at Fresno State (Sept. 7)...Played in all 13 contests as a true freshman at Minnesota in 2018, finishing with seven tackles (two solo)...Posted an assisted tackle in his collegiate debut vs. New Mexico State (Aug. 30)...Recorded two tackles (one solo) at Illinois (Nov. 3)...Earned his degree in liberal arts...Was limited to just two games due to injury as a senior in 2017 at Eden Prairie (Minn.) High School and missed his entire junior campaign in 2016 due to injury...Was coached at Eden Prairie by Mike Grant, the son of Hall of Fame coach Bud Grant...Attended St. Thomas Aquinas High School (Fort Lauderdale, Fla.) for his first two years of high school...His father, Benny II, played cornerback in the NFL for eight seasons, appearing in 110 games with 27 starts during his time in the league with Kansas City (2004-07), Minnesota (2008-09, 2011) and Miami (2010-11)...Given name Benjamin Lee Sapp III; born in Fort Lauderdale, Fla.



# 61

## DJ SCAIFE

*C. 6-3, 321, 2/17/00*  
**ROOKIE, MIAMI (FLA.)**

Claimed off waivers from the Miami Dolphins on May 16, 2023...Signed with the Dolphins as an undrafted free agent on May 12, 2023, and was released on May 15...Appeared in 61 games with 52 starts during his five seasons (2018-22) with the Hurricanes, starting 32 contests at right tackle and 20 games at right guard...Started all 12 games at RT in his fifth season in 2022, earning All-Atlantic Coast Conference honorable mention...Helped the offense rack up 586 total yards vs. Bethune-Cookman (Sept. 3), including 305 rushing yards on 42 carries (7.3 avg.) as the Hurricanes featured five different players with five-plus carries and an average of 6-plus yards per attempt...Helped protect QB Tyler Van Dyke as he threw for a career-high 496 yards and three TDs on 42-of-57 passing vs. North Carolina (Oct. 8)...Part of a line that blocked for QB Jacurri Brown, who threw for three TD passes with no INTs on 14-of-19 passing, and RB Jaylan Knighton, who rushed for 118 yards and a score on 16 carries (7.4 avg.) at Georgia Tech (Nov. 12)...Played in all 12 games with nine starts in 2021, opening eight games at RG and one at RT...Earned second-team All-ACC honors...Started at RT in the season opener vs. Alabama (Sept. 4)...Started at RG at Pittsburgh (Oct. 30), helping to protect Van Dyke as he threw for a season-high 426 yards and three TDs on 32-of-42 passing...Started at RG vs. Georgia Tech (Nov. 6) as Miami registered a season-high 563 yards of offense...Started all 11 games at RG in 2020, extending his consecutive-starts streak to 31 games by the end of the season, the longest on the offensive line...Helped clear the way for the Hurricanes to rush for 337 yards on 52 carries (6.5 avg.) vs. UAB, the second-most rushing yards recorded by a Miami team against an FBS opponent

since it joined the ACC in 2004...Helped pave the way for the Hurricanes' 517 total yards vs. Florida State (Sept. 26), including 200 rushing yards on 37 attempts (5.4 avg.)...Helped lead the offense to a 620-yard effort in a comeback win at North Carolina State (Nov. 6) as the line protected QB D'Erqi King as he threw for a season-high 430 yards and five TDs...Started all 13 contests in 2019, opening 12 at RT and one at RG...Made his first career start at RG in the season opener vs. Florida (Aug. 24)...Helped protect QB Jarren Williams as he threw for 309 yards and two TDs with no INTs on 30-of-39 passing at North Carolina (Sept. 7)...Part of a line that helped clear the way for the Hurricanes' 563 yards of total offense vs. Virginia Tech (Oct. 5)...Appeared in all 13 games with seven starts at RT as a true freshman in 2018...Saw action in his collegiate debut vs. LSU (Sept. 2)...Made his first career start at Virginia (Oct. 13)...Started vs. Pittsburgh (Nov. 24), helping to clear the way for the Hurricanes' 293 rushing yards on 32 carries (9.2 avg.)...Earned his degree in criminology...Earned first-team All-Dade County honors from the *Miami Herald* as a senior in 2017 at Miami (Fla.) Southridge Senior High School...Was selected to play in the 2018 Under Armour All-America Game in Orlando, Fla...Was named the offensive line MVP at the Rivals Five-Star Challenge Camp in Indianapolis...Was ranked the sixth-best offensive tackle in the state of Florida by Rivals.com...Given name Delone Radel Scaife Jr.; born in Miami, Fla.



**98**

**CHRIS SLAYTON**

*DL, 6-4, 307, 8/6/96*  
*FIRST YEAR, SYRACUSE*

Re-signed with Green Bay on Jan. 10, 2023...Spent the entire 2022 season on the Packers' practice squad...Was claimed off waivers by the Packers from the San Francisco 49ers on May 25, 2022...Spent time on the practice squads of the Atlanta Falcons, Pittsburgh Steelers and San Francisco 49ers in 2021...Spent 13 weeks on the Falcons' practice squad in 2020 and was also on the Buffalo Bills' practice squad for a brief stretch early that season...Was on the N.Y. Giants' practice squad for the entire 2019 season after being selected by the Giants in the seventh round (No. 245 overall) of the 2019 NFL Draft...Appeared in 49 games with 42 starts at Syracuse, starting every game over his final three seasons...Posted 107 tackles (66 solo), 32½ tackles for a loss, 9½ sacks, five forced fumbles, three passes defended, a fumble recovery and a blocked kick...Started all 13 games as a senior in 2018, earning All-Atlantic Coast Conference honorable mention after posting 24 tackles (16 solo), eight tackles for a loss, 3½ sacks and a forced fumble...Recorded four tackles (all solo) and a sack and tied his career high with two tackles for a loss at Clemson (Sept. 29)...Sacked QB Ryan Finley for a 6-yard loss vs. N.C. State (Oct. 27)...Registered three tackles (two solo), 1½ sacks, two QB hits and a forced fumble vs. Louisville (Nov. 9)...Had a season-high six tackles (four solo), including one for a loss, vs. West Virginia (Dec. 28) in the Camping World Bowl...Started all 12 games as a junior in 2017, finishing with 28 tackles (18 solo), 8½ tackles for a loss (No. 2 on the team), a sack, a forced fumble, a pass defended and a blocked kick...Registered a tackle for a loss and a forced fumble vs. Middle Tennessee (Sept. 9)...Served as a defensive captain and posted a season-high six tackles (all assisted) at LSU (Sept. 23)...Posted three tackles (all solo) and a sack vs. Clemson (Oct. 13)...Recorded four tackles (three solo), including one for a loss, at Miami (Oct. 21)...Had a solo tackle and blocked the first kick of his career when he blocked an extra point in the third quarter vs. Wake Forest (Nov. 11) that was recovered by DB Scoop Bradshaw and returned 86 yards

for the first defensive two-point conversion in school history...Started all 12 games as a sophomore in 2016, opening the first three at defensive end before moving inside to tackle...Led the defensive line with a career-high 33 tackles (18 solo), paced the Orange with a career-best four sacks and tied for the team lead with a career-high 10 tackles for a loss...Also forced two fumbles, broke up a pass and recovered a fumble...Made three tackles (one solo) and forced a fumble vs. South Florida (Sept. 17)...Registered a career-high seven tackles (two solo) and a sack at Connecticut (Sept. 24)...Recorded three tackles (two solo), including one for a loss, and forced a fumble on QB Jerod Evans late in the fourth quarter that helped seal a 31-17 victory vs. Virginia Tech (Oct. 15)...Posted three tackles (all solo) and a sack and broke up a pass vs. N.C. State (Nov. 12)...Had two tackles (both solo), including one for a loss, and recovered his first career fumble at Pittsburgh (Nov. 26)...Played in all 12 games with five starts at DT as a redshirt freshman in 2015...Recorded 22 tackles (14 solo) and ranked No. 4 on the Orange with six tackles for a loss...Finished with two solo tackles, including one for a loss, and forced the first fumble of his career at South Florida (Oct. 10)...Posted a season-high five tackles (all assisted) at Virginia (Oct. 17)...Had two tackles (one solo), including one for a loss, and recorded the first pass breakup of his career, at Louisville (Nov. 7)...Earned his degree in communication and rhetorical studies...Helped lead Crete-Monee High School (Crete, Ill.) to the IHSAA 6A state title and earned second-team all-state honors from the *Chicago Tribune* as a senior in 2013...Earned all-conference recognition as a junior in 2012 after leading the team to a 14-0 record and recording 61 tackles, nine sacks and three forced fumbles...Given name Christopher Jon Slayton; born in Crete, Ill.



**77**

**KADEEM TELFORT**

*T, 6-7, 322, 11/10/98*  
*ROOKIE, UAB*

Signed by Green Bay as an undrafted free agent on May 5, 2023...Appeared in 31 games with 28 starts in three seasons at UAB (2020-22)...Began his college career at the University of Florida (2017) and later went on to attend Garden City (Kan.) Community College in 2018 and Highland Community College (Freeport, Ill.) in 2019...Appeared in 12 games with 11 starts at LT in 2022, earning first-team All-Conference USA honors as he helped the Blazers rank No. 8 in the country in rushing offense with an average of 235.3 yards per game...Was part of an offensive line that was selected to the Joe Moore Award Midseason Honor Roll...Helped clear the way for RB DeWayne McBride to lead the nation in rushing yards with an average of 155.7 yards per game and rank No. 2 in rushing yards (school-record 1,713)...Helped McBride rank tied for No. 3 in the country in rushing TDs (school-record 19) and No. 3 in rushing average (school-record 7.35 ypc)...Part of a line that helped McBride rush for 100-plus yards in 10 of the 11 games he played, including three 200-yard outings...Helped clear the way for McBride to register 223 yards and four TDs (tied career high) on 28 attempts (8.0 avg.) vs. Georgia Southern (Sept. 17)...Part of a line that helped pave the way for McBride's school-record 272 yards rushing on just 16 carries (17.0 avg.) at Louisiana Tech (Nov. 26) as the Blazers registered a season-best 406 rushing yards on 43 attempts (9.4 avg.)...Started all 13 games in 2021, earning honorable mention All-Conference USA recognition...Helped clear holes for McBride as he rushed for 1,371 yards and 13 TDs on 204 carries (6.7 avg.)...Helped pave the way for McBride to register 210 yards and a career-high four TDs on just 14 carries (15.0 avg.) vs. Louisiana Tech (Nov. 6)...Blocked for McBride as he

OTHER FREE AGENTS/  
FIRST-YEAR PLAYERS

COMMUNITY

ADMIN. &  
COACHES

VETERANS

OFF/FIRST-YEAR  
PLAYERS

2022  
REVIEW

RECORDS &  
HISTORY

LAMBEAU  
FIELD

MISC.

posted 137 yards and a TD on 17 carries (8.1 avg.) at Southern Mississippi (Oct. 16)... Appeared in six games with four starts in 2020 and was part of a Blazer line that allowed only four sacks on the season, the fewest in Conference USA and tied for the fourth fewest in the country... Helped clear holes for RB Spencer Brown, who ranked No. 15 in the nation in rushing (111.1 ypg), and McBride, who averaged 9.3 yards per carry on 47 attempts... Spent the 2019 season at Highland C.C., but was forced to sit out since he transferred within the conference... Attended Garden City C.C. in 2018, where he started six games for the Broncbusters... Was suspended at the University of Florida as a true freshman in 2017... Earned his degree in general studies... Attended Booker T. Washington High School (Miami, Fla.) as a senior, where he helped the Tornados to a semifinal appearance in the 2016 FHSAA Class 4A state playoffs... Spent his first three years at Norland Senior High (Miami, Fla.)... Given name Kadeem Wysler Joseph Telfort; born in Miami, Fla.



# 78

## LUKE TENUTA

*T. 6-8, 314, 9/1/99*

*SECOND YEAR, VIRGINIA TECH*

Appeared in three games for the Packers as a rookie in 2022, seeing limited action on offense and special teams... Was active but did not dress in three contests and was inactive for five games (healthy scratch)... Made his NFL debut at Miami (Dec. 25), appearing on four plays on special teams... Played seven snaps on special teams and also saw the first offensive action of his NFL career vs. Minnesota (Jan. 1), taking over at RT for the final seven snaps of the game with the Packers holding a 41-10 lead... Was claimed by the Packers off waivers from the Indianapolis Colts on Oct. 18, 2022... Was a gameday inactive for the Colts for the first five games of the season after being claimed off waivers on Aug. 31... Was drafted by the Buffalo Bills with the third of their three picks in the sixth round (No. 209 overall) of the 2022 NFL Draft and was with the team through the pre-season before being waived on Aug. 30... Played in 34 games with 26 starts at Virginia Tech (2019-21), opening 15 games at RT and 11 at LT... Started 12 games as a junior in 2021, opening 11 at LT and one at RT as he earned All-Atlantic Coast Conference honorable mention... Helped clear the way for the Hokies' season-high 320 rushing yards on 47 carries at Virginia (Nov. 27), their third consecutive 200-yard rushing effort and their fifth in a six-game span... Started nine contests at RT as a sophomore in 2020, earning All-ACC third-team honors from Pro Football Focus... Was part of a line that helped the Hokies rank No. 1 in the ACC and No. 10 in the country with an average of 240.1 rushing yards per game... Helped Tech average a school-record 5.58 yards per carry (No. 9 in the country) and opened holes for RB Khalil Herbert, who ranked No. 5 in the country with 1,182 rushing yards on 154 carries (7.7 avg.)... Helped clear the way for Herbert to register a season-high 207 yards and two TDs on 19 carries (10.9 avg.) in a 38-31 win at Duke (Oct. 3)... Appeared in all 13 games with five starts at RT as a redshirt freshman in 2019... Blocked a FG in the fifth overtime vs. North Carolina (Oct. 19), allowing Tech to get to a sixth OT in the 43-41 win... Made his first collegiate start vs. Wake Forest (Nov. 9) when he opened at RT and started there the remainder of the season... Majored in sports media and analytics... Earned Class 3A all-state honors as a senior at Western Albemarle High School in Crozet, Va... Posted 52.5 tackles and 11 tackles for a loss at defensive end... Also earned all-conference, all-district and all-region honors on the offensive line... Was a three-year letterwinner... Also played baseball... His father, Jon, played defensive back at the University of

Virginia (1978-80), went on to coach 40 seasons at the collegiate level and is currently the defensive coordinator/linebackers coach for the New Orleans Breakers of the United States Football League (USFL)... His mother, Dori, played basketball at Virginia... His older brother, Zach, also coaches linebackers for the Breakers... Another older brother, Matt, played professional baseball with the Monterrey Sultans of the Mexican League... Last name is pronounced tuh-NOO-tuh... Given name Luke Nicholas Tenuta; born in Columbus, Ohio.



# 43

## KIONDRE THOMAS

*CB, 6-0, 185, 2/7/98*

*FIRST YEAR, KANSAS STATE*

Re-signed with Green Bay on Jan. 10, 2023... Spent the entire 2022 season on the Packers' practice squad... Was a gameday elevation vs. New England (Oct. 2), but did not see any action... Originally signed with the Packers on Jan. 26, 2022... Appeared in four games for the Los Angeles Chargers in 2021, posting a tackle on special teams... Spent the entire season on the Chargers' practice squad after signing with the team on Sept. 6, 2021, and was elevated to the active roster in Week 9 (standard elevation) and in Weeks 10-12 (COVID-19 replacement)... Made his NFL debut at Philadelphia (Nov. 7), seeing action on nine plays on special teams... Registered his first tackle on special teams as a pro on kickoff coverage vs. Pittsburgh (Nov. 21)... Entered the NFL with the Cleveland Browns as an undrafted free agent on May 3, 2021... Was released by the Browns on Aug. 16, 2021... Played in 40 games with 20 starts during his collegiate career at Kansas State (2020) and Minnesota (2017-19), posting 102 tackles (86 solo), an interception, 12 passes defended and a forced fumble... Appeared in eight games with four starts as a senior at Kansas State in 2020, finishing with 27 tackles (22 solo) and four passes defended... Recorded a season-high six tackles (all solo) and a pass defended vs. Oklahoma State (Nov. 7)... Posted five tackles (three solo) and a pass defended vs. Texas (Dec. 5)... Played in all 13 games with four starts as a junior with the Golden Gophers in 2019, recording 22 tackles (15 solo), a tackle for a loss, an INT and four passes defended... Posted a career-high eight tackles (five solo) vs. South Dakota State (Aug. 29)... Registered his first career interception at Fresno State (Sept. 7) when he picked off QB Jorge Reyna late in the first half... Played in 10 games with six starts for the Gophers as a sophomore in 2018, finishing with a career-high 32 tackles (29 solo), a tackle for a loss, four passes defended and a forced fumble... Posted a career-high seven tackles (all solo) and a career-best two passes defended vs. New Mexico State (Aug. 30)... Matched his career high with seven tackles (five solo) at Ohio State (Oct. 13), including a stop for a 4-yard loss... Recorded his first career forced fumble at Wisconsin (Nov. 24)... Appeared in nine games with six starts as a redshirt freshman in 2017, posting 21 tackles (20 solo) and a fumble recovery... Registered five tackles (four solo) vs. Buffalo (Aug. 31) in his collegiate debut... Recorded a season-high six tackles (all solo) vs. Maryland (Sept. 30)... Majored in recreation administration... Earned all-state honors at CB after totaling 63 tackles, six INTs, 18 PDs and two forced fumbles as a senior at Northside High School (Fort Smith, Ark.)... Also played WR, posting six TDs on offense (three rushing TDs, three receiving TDs) and recording 107 rushing yards and 244 receiving yards... Returned two kickoffs for TDs... Also lettered in track... First name is pronounced kee-ON-dray... Given name Kiondre Thomas; born in Fort Smith, Ark.





# 63

## RASHEED WALKER

*T, 6-6, 324, 2/13/00*

*SECOND YEAR, PENN STATE*

Appeared in one game for the Packers as a rookie in 2022, playing four snaps on special teams at Miami (Dec. 25) in his NFL debut...Was active for six other games (Weeks 1-2, 7-8, 13, 15), but did not see any action...Was inactive (healthy scratch) for the other 10 contests (Weeks 3-6, 9-12, 17-18)...Selected by the Packers with the third of their four picks in the seventh round (No. 249 overall) of the 2022 NFL Draft, becoming the first offensive lineman drafted by Green Bay out of Penn State since G Marco Rivera in 1996...Played in 36 games over four seasons at Penn State, starting the final 32 contests at left tackle...Was voted a team captain and started all 10 games he played in at LT as a senior in 2021...Earned third-team All-Big Ten recognition from the media and honorable mention from the coaches...Was named to the Lombardi Award and Outland Trophy watch lists in the preseason and was on the NFLPA Collegiate Bowl Preseason Big Board...Helped the Nittany Lions feature a 3,000-yard passer (QB Sean Clifford, 3,107) and a 1,000-yard receiver (WR Jahan Dotson, 1,182) for just the second time in school history...Started all nine games at LT as a junior in 2020 and earned third-team All-Big Ten recognition from the media and honorable mention from the coaches...Was part of an offense that ranked No. 2 in the Big Ten in total offense (430.3 ypg) and No. 3 in scoring (29.8 ppg)...Helped the Nittany Lions total 580 yards vs. Illinois (Dec. 19), highlighted by two passing plays of 70-plus yards in the same game for the first time in program history...Started all 13 games at LT as a sophomore in 2019 and was part of an offense that ranked No. 2 in the Big Ten and No. 15 in the nation in scoring (35.8 ppg)...Helped the Nittany Lions score their most points (53) in a bowl game in school history and gain 529 total yards vs. Memphis (Dec. 28) in the Cotton Bowl, the program's second most in a bowl game...Helped the offense rack up 396 rushing yards, a program bowl record and the second most in Cotton Bowl history as RB Journey Brown rushed for 202 yards, the most by a Penn State player in a bowl game...Appeared in four games as a true freshman in 2018...Majored in recreation, parks and tourism management...Earned first-team All-USA Maryland Football Team honors from *USA Today* as a senior at North Point High School (Waldorf, Md.) and was selected to the U.S. Army All-American Bowl...Was a four-time letterman and three-time team captain...Played left and right tackle as well as defensive end and defensive tackle...Earned first-team All-Met honors from *The Washington Post* as a senior, helping the Eagles to a 12-1 record and a berth in the state semifinals for the first time in school history...Registered 63 tackles and 11 sacks and anchored an offensive line that helped the offense average 37.0 points per game as a senior...Earned consensus all-state honors from the Maryland High School Football Foundation and first-team Maryland Public Secondary Schools Athletic Association (MPSSAA) all-state honors as a junior...Posted 35 tackles and four sacks as a junior...Earned All-Southern Maryland Athletic Conference (SMAC) honors on the offensive and defensive lines as a sophomore, one of two players to do so...Registered 30 tackles and five sacks as a sophomore...Given name Rasheed Amar Walker; born in Washington, D.C.



# 22

## DUECE WATTS

*WR, 6-1, 196, 12/23/99*

*ROOKIE, TULANE*

Signed by Green Bay as an undrafted free agent on May 5, 2023...Played in 38 games with 29 starts in three seasons at Tulane (2020-22), posting 85 receptions for 1,500 yards (17.6 avg.) and 17 TDs...Was one of only four FBS players to register 85-plus catches and 15-plus receiving TDs and average 17.5-plus yards per catch from 2020-22...Began his career at Jones County Junior College (Ellisville, Miss.), appearing in 22 games in 2018-19 and posting 47 catches for 702 yards (14.9 avg.) and five TDs...Played in all 14 games with 13 starts for the Green Wave in 2022, posting 657 yards receiving and a team-high eight TDs on 33 catches (19.9 avg.)...Finished tied for No. 8 in the country in yards per catch...Posted a 31-yard TD catch in the opener vs. Massachusetts (Sept. 3)...Caught four passes for 93 yards (23.3 avg.) and a TD vs. East Carolina (Oct. 8), highlighted by a 44-yard TD grab...Posted a 6-yard TD reception vs. Memphis (Oct. 22), his fourth consecutive game with a TD grab...Registered a career-high six receptions for 56 yards (9.3 avg.) and a TD vs. Central Florida (Nov. 12)...Posted a career-high 134 yards receiving on three catches (44.7 avg.) vs. Central Florida (Dec. 3) in the AAC title game, highlighted by a season-long 73-yard TD grab early in the fourth quarter...Hauled in two passes for 83 yards (41.5 avg.) vs. USC (Jan. 2) in the Cotton Bowl, including a 59-yard grab...Appeared in all 12 games with four starts in 2021, catching 21 passes for 331 yards (15.8 avg.) and three TDs...Caught five passes for 45 yards (9.0 avg.) and a TD vs. UAB (Sept. 25)...Posted a season-high 79 yards receiving on four grabs (19.8 avg.) at East Carolina (Oct. 2), including a season-long 47-yard catch...Started all 12 contests in 2020, tying for the team lead with 31 receptions for a team-high 512 yards (team-best 16.5 avg.) and six TDs (No. 2 on team)...Posted three catches for 48 yards (16.0 avg.) at Central Florida (Oct. 24), including his first TD grab with the Green Wave when he hauled in a 28-yard TD in the first quarter...Registered a season-high 114 yards and a career-best two TDs on five catches (22.8 avg.) vs. Temple (Oct. 31)...Tied his career high the next week with two TD receptions at East Carolina (Nov. 7), finishing with five catches for 57 yards (11.4 avg.)...Earned second-team All-MACCC honors at Jones College in 2019 after posting 24 receptions for a team-high 416 yards (17.3 avg.) and two TDs in 10 contests...Posted four catches for 107 yards (26.8 avg.) and a TD at Northwest Mississippi (Nov. 2) in the MACCC playoffs, highlighted by a 55-yard TD grab late in the third quarter...Appeared in 12 games in 2018, hauling in 23 passes for 286 yards (12.4 avg.) and three TDs...Recorded five catches for 107 yards (21.4 avg.) and two TDs vs. Northwest Mississippi (Nov. 3), including a 59-yard TD grab from QB Stetson Bennett...Majored in kinesiology...Caught 51 passes for 980 yards (19.2 avg.) and 10 TDs as a senior at Petal (Miss.) High School...Posted 1,587 receiving yards and 18 TDs during his two seasons at Petal after spending his first two years at Richton (Miss.) High School...Has a twin brother, "Phat," who was a teammate of his at Tulane, Jones College and in high school...Given name Natorian Jabraih Tyree Watts; born in Harvey, Ill.

OTHER FREE AGENTS/  
FIRST-YEAR PLAYERS

COMMUNITY

ADMIN. &  
COACHES

VETERANS

OPF/FIRST-YEAR  
PLAYERS

2022  
REVIEW

RECORDS &  
HISTORY

LAMBEAU  
FIELD

MISC.



41

**DANIEL WHELAN***P. 6-5, 216, 2/10/99**FIRST YEAR, UC DAVIS*

Signed by the Packers as a free agent on May 17, 2023...Played for the D.C.

Defenders in 2023, earning All-XFL honors after ranking No. 3 in the league in both punting average (45.6) and punts inside the 20 (11)...Appeared in all 10 regular-season games for the Defenders, punting 29 times for 1,322 yards (45.6 avg.) with just two touchbacks and a long of 66 yards...Also appeared in two playoff contests, punting four times for 215 yards (53.8 avg.) with two punts inside the 20 and a long of 64 yards...Entered the NFL with the New Orleans Saints as an undrafted free agent on May 13, 2022...Was released by the Saints on July 26, 2022...Played in 47 games in five seasons (2017-21) at UC-Davis, finishing his career ranked No. 1 in school history in punting average (44.0) and punts inside the 20 (86)...Punted 206 times in his career for 9,067 yards (44.0 avg.), including 63 punts of 50-plus yards...Also kicked off 103 times in his career with 54 touchbacks (52.4 pct.)...Appeared in all 12 games in his fifth season in 2021, posting a school-record 46.3-yard average on 55 punts with 20 punts placed inside the 20...Earned second-team All-America honors from Stats Perform and HERO Sports and second-team All-Big Sky Conference recognition...Registered a career-high 21 punts of 50-plus yards on the season...Also recorded a career-best 37 touchbacks on 68 kickoffs (61.9 pct.)...Posted a career-high eight touchbacks on nine kickoffs at San Diego (Sept. 11)...Registered a 51.8-yard average on four punts at Idaho State (Oct. 9), with all four going for 50-plus yards...Averaged 55.3 yards on three punts at Northern Arizona (Nov. 6) and matched his career high with eight touchbacks on nine kickoffs...Appeared in all five games in the 2020 season that was played in the spring of 2021 due to COVID-19, punting 17 times for 815 yards, a 47.9-yard average that led the Big Sky...Earned first-team All-America honors from Stats Perform, AFCA, HERO Sports and *Phil Steele's College Football*, was a finalist for FCS Punter of the Year and earned first-team All-Big Sky recognition...Placed eight of his 17 punts inside the 20 with seven punts of 50-plus yards...Also kicked off 30 times and posted 16 touchbacks (53.3 pct.)...Registered a season-best 52.0-yard average on five punts vs. Idaho State (March 27), including a career-long 67-yarder...Played in all 12 games in 2019, averaging 44.1 yards on 57 punts with 23 placed inside the 20...Earned third-team All-Big Sky honors from both the coaches and *Phil Steele's College Football*...Registered 17 punts of 50-plus yards on the season, including on all four of his punts at North Dakota State (Sept. 21) when he averaged 55.3 yards...Appeared in all 13 contests in 2018, averaging 41.1 yards on 67 punts with a career-high 31 placed inside the 20 on his way to earning All-Big Sky honorable mention...Posted a career-high six punts placed inside the 20 on seven punts at Eastern Washington (Dec. 8)...Played in five games as a true freshman in 2017, punting 10 times for 440 yards (44.0 avg.) with four punts placed inside the 20...Also kicked off five times with one touchback (20.0 pct.)...Earned his degree in sustainable environmental design...Earned All-Southern Section and All-DeAnza League honors in both of his final two years at Rancho Mirage (Calif.) High School...Averaged 43.8 yards per punt as a senior, placing 22 of his 37 punts inside the 20...Also made 22 career field goals, including five of 50-plus yards, and 113 of 116 extra points (97.4 pct.)...Also played tennis for three seasons, earning league MVP as a senior after going undefeated in singles, and soccer for two seasons...Moved to California with his mother when he was 13 years old...Last name is pronounced WEE-lan...Given name Daniel Whelan; born in Dublin, Ireland.



31

**EMANUEL WILSON***RB, 5-10, 226, 5/8/99**ROOKIE, FORT VALLEY STATE*

Signed by the Packers as a free agent on May 22, 2023...Signed with the Denver

Broncos as an undrafted free agent on May 12, 2023, and was released on May 15...Started all 17 games he appeared in at Fort Valley State (2021-22), rushing for 2,206 yards and 24 TDs on 356 carries (6.2 avg.) along with 35 receptions for 330 yards (9.4 avg.) and two TDs after beginning his career at Johnson C. Smith University in 2019...Started all 10 games in 2022, leading the Wildcats with 1,371 rushing yards and 17 TDs on 209 carries (6.6 avg.) on his way to earning second-team Division II All-America honors from the American Football Coaches Association...Was named the Southern Intercollegiate Athletic Conference Player of the Year and the conference's Offensive Player of the Year and earned first-team All-SIAC honors...Ranked in the top 10 in Division II in all-purpose yards per game (No. 6, 161.0), rushing yards per game (No. 7, 137.1) and rushing TDs (No. 9, 17)...Led the SIAC in rushing and scoring (11.4 ppg)...Posted 100-plus rushing yards in seven of the 10 games, including a pair of 200-yard outings...Registered multiple rushing TDs seven times on the season, including each of the last five games...Added 24 receptions for 239 yards (10.0 avg.) and two TDs...Rushed for 262 yards and two TDs on 20 attempts (13.1 avg.) at Tuskegee (Sept. 4), including an 87-yard TD run in the fourth quarter...Posted 144 yards and three TDs on 21 carries (6.9 avg.) at Bluefield State (Sept. 24)...Registered 129 rushing yards and two TDs on just nine attempts (14.3 avg.) at Morehouse College (Oct. 15) while adding a career-best 82 receiving yards and two TDs on three receptions (27.3 avg.), highlighted by a 54-yard TD grab late in the third quarter...Rushed for 163 yards and three TDs on 17 carries (9.6 avg.) at Clark Atlanta (Oct. 22), including a career-long 90-yard TD run early in the fourth quarter...Closed out the season with 221 rushing yards and three TDs on 28 carries (7.9 avg.) vs. Albany State (Nov. 5), his fifth consecutive game with multiple rushing TDs...Started all seven games he played in during the 2021 season, rushing for 835 yards and seven TDs on 147 carries (5.7 avg.) along with 11 receptions for 91 yards (8.3 avg.)...Earned second-team All-SIAC recognition and led the conference in rushing despite missing the first three games of the season...Posted 100-plus yards rushing in five of seven games he appeared in...Rushed for 83 yards and two TDs on 11 carries (7.5 avg.) in his FVSU debut at Allen University (Sept. 25)...Registered a season-high 164 yards and a TD on 27 carries (6.1 avg.) vs. Central State (Oct. 9)...Recorded 130 yards and a TD on 17 carries (7.6 avg.) vs. Savannah State (Oct. 30)...Did not play in 2020 with the SIAC suspending all fall sports due to COVID-19...Appeared in all 10 games with eight starts as a redshirt freshman at Johnson C. Smith in 2019, leading the team with 1,040 yards and 13 TDs on 159 carries (6.5 avg.) while adding 13 catches for 86 yards (6.6 avg.)...Earned first-team All-Central Intercollegiate Athletic Association honors and was named the CIAA Freshman of the Year...Set a single-game school record with 265 rushing yards and three TDs (64, 73, 83 yards) on just 12 carries (22.1 avg.) at Benedict (Sept. 14) on his way to earning CIAA Offensive Player of the Week honors...Rushed for 195 yards and three TDs on 21 carries (9.3 avg.) vs. Fayetteville State (Oct. 19)...Earned his degree in liberal studies...Posted 1,917 rushing yards and 23 TDs on 214 carries (9.0 avg.) as a senior in 2017 at North Mecklenburg High School (Huntersville, N.C.)...Rushed for 100-plus yards in 10 of 12 games as a senior...Posted 1,450 yards rushing and 14 TDs on 201 attempts (7.2 avg.) as a junior...Given name Emanuel Dashae Wilson; born in Roanoke, Va.

**QUARTERBACK (3)**

Sean Clifford  
 Danny Etling  
 Jordan Love

**RUNNING BACK (7)**

AJ Dillon  
 Tyler Goodson  
 Aaron Jones  
 Lew Nichols  
Henry Pearson (FB)  
 Patrick Taylor  
 Emanuel Wilson

**WIDE RECEIVER (11)**

Jadakis Bonds  
 Jeff Cotton  
 Romeo Doubs  
Grant DuBose  
Malik Heath  
 Bo Melton  
Jayden Reed  
 Samori Toure  
 Christian Watson  
Duce Watts  
Dontayvion Wicks

**TIGHT END (6)**

Austin Allen  
 Tyler Davis  
 Josiah Deguara  
Tucker Kraft  
Camren McDonald  
Luke Musgrave

**OFFENSIVE LINE (16)**

David Bakhtiari  
 Jean Delance  
Chuck Filiaga  
 Jake Hanson  
 Elgton Jenkins  
 Caleb Jones  
 Josh Myers  
 Royce Newman  
 Yosh Nijman  
 Sean Rhyan  
 Jon Runyan  
DJ Scaife  
Kadeem Telfort  
 Luke Tenuta  
 Zach Tom  
 Rasheed Walker

**DEFENSIVE LINE (9)**

Karl Brooks  
 Kenny Clark  
 Jonathan Ford  
Jason Lewan  
Antonio Moultrie  
 T.J. Slaton  
 Chris Slayton  
Colby Wooden  
 Devonte Wyatt

**LINEBACKER (16)**

Keshawn Banks  
 De'Vondre Campbell  
 Tariq Carpenter  
Brenton Cox Jr.  
 Kingsley Enagbare  
 Jonathan Garvin  
 Rashan Gary  
 La'Darius Hamilton  
 Justin Hollins  
 Isaiah McDuffie  
Kenneth Odumegwu  
Jimmy Phillips Jr.  
 Preston Smith  
Lukas Van Ness  
 Quay Walker  
 Eric Wilson

**CORNERBACK (10)**

Jaire Alexander  
 Corey Ballentine  
 Rasul Douglas  
 Tyrell Ford  
William Hooper  
 Shemar Jean-Charles  
 Keisean Nixon  
 Eric Stokes  
 Kiondre Thomas  
Carrington Valentine

**SAFETY (8)**

Rudy Ford  
 Innis Gaines  
Anthony Johnson Jr.  
 Dallin Leavitt  
 Tarvarius Moore  
 Jonathan Owens  
 Benny Sapp III  
 Darnell Savage

**SPECIALIST (5)**

Anders Carlson  
Broughton Hatcher  
 Pat O'Donnell  
 Matt Orzech  
 Daniel Whelan

## Rookies are underlined ##**PRONUNCIATION GUIDE****PLAYERS**

Jaire Alexander ..... ji-air  
 David Bakhtiari ..... bock-tee-R-ee  
 Corey Ballentine ..... BAL-en-tine  
 Keshawn Banks ..... KEY-shawn  
 Jadakis Bonds ..... JAY-duh-kiss  
 De'Vondre Campbell ..... duh-VONN-dray  
 Anders Carlson ..... ON-ders  
 Tariq Carpenter ..... tuh-REEK  
 Josiah Deguara ..... duh-gwa-ruh  
 Jean Delance ..... JEEN duh-LANTS  
 Romeo Doubs ..... DOBBS  
 Rasul Douglas ..... rah-sool  
 Kingsley Enagbare ..... ee-nag-BAR-ee  
 Chuck Filiaga ..... fil-ee-ONG-uh  
 Tyrell Ford ..... ty-RELL  
 Innis Gaines ..... IN-iss  
 La'Darius Hamilton ..... luh-DAIR-ee-us  
 Broughton Hatcher ..... BRAW-ton  
 Shemar Jean-Charles ..... john charles  
 Elgton Jenkins ..... EL-ton  
 Dallin Leavitt ..... DAL-in LEV-it  
 Jason Lewan ..... luh-WAHN  
 Tarvarius Moore ..... tuh-VAIR-ee-us

Yosh Nijman ..... (rhymes with Josh) NY-man  
 Keisean Nixon ..... KEY-shawn  
 Kenneth Odumegwu ..... oh-doo-MAY-goo  
 Matt Orzech ..... OR-zick  
 Luke Tenuta ..... tuh-NOO-tuh  
 Kiondre Thomas ..... kee-ON-dray  
 Samori Toure ..... suh-MORE-ee too-ray  
 Carrington Valentine ..... CAIR-ing-ton  
 Daniel Whelan ..... WEE-lan  
 Dontayvion Wicks ..... don-TAY-vee-in

**COACHES**

Rich Bisaccia ..... bis-SOTCH-ee-uh  
 Tom Clements ..... KLEMM-ints  
 Wendel Davis ..... WEN-del  
 Ryan Downard ..... DOWN-erd  
 Rob Grosso ..... GROW-so  
 Matt LaFleur ..... la-flew-er  
 Mark Lovat ..... luh-VOTT  
 Ryan Mahaffey ..... ruh-HAFF-ee  
 Kirk Olivadotti ..... ah-luh-vuh-DOT-ee  
 Jason Rebrovich ..... reb-row-vitch  
 Adam Stenavich ..... STEN-uh-vitch

No.	Name	Pos	Ht	Wt	Birthdate	Exp	College	High School	Hometown
23	Alexander, Jaire	CB	5-10	196	02-09-97	6	Louisville		Charlotte, N.C.
49	Allen, Austin	TE	6-8	253	11-10-98	1	Nebraska		Aurora, Neb.
69	Bakhtiari, David	T	6-4	310	09-30-91	11	Colorado		San Mateo, Calif.
35	Ballentine, Corey	CB	5-11	196	04-13-96	5	Washburn		Tecumseh, Kan.
51	Banks, Keshawn	LB	6-3	251	12-21-99	R	San Diego State		Rio Rancho, N.M.
60	Bonds, Jadakis	WR	6-3	206	11-27-99	R	Hampton		Williamston, N.C.
94	Brooks, Karl	DL	6-3	296	05-08-00	R	Bowling Green		Lansing, Mich.
59	Campbell, De'Vondre	LB	6-4	232	07-01-93	8	Minnesota		Fort Myers, Fla.
17	Carlson, Anders	K	6-5	219	06-16-98	R	Auburn		Colorado Springs, Colo.
24	Carpenter, Tariq	LB	6-3	230	12-28-98	2	Georgia Tech		Ludowici, Ga.
97	Clark, Kenny	DL	6-3	314	10-04-95	8	UCLA		Rialto, Calif.
8	Clifford, Sean	QB	6-2	218	07-14-98	R	Penn State		Cincinnati, Ohio
82	Cotton, Jeff	WR	6-2	206	04-17-97	1	Idaho		Tucson, Ariz.
57	Cox Jr., Brenton	LB	6-4	250	01-30-00	R	Florida		Stockbridge, Ga.
84	Davis, Tyler	TE	6-4	252	04-02-97	4	Georgia Tech		Bellmore, N.Y.
81	Deguara, Josiah	TE	6-2	238	02-14-97	4	Cincinnati		Folsom, Calif.
79	Delance, Jean	T	6-4	303	01-14-98	1	Florida		Mesquite, Texas
28	Dillon, AJ	RB	6-0	247	05-02-98	4	Boston College		Groton, Mass.
87	Doubs, Romeo	WR	6-2	204	04-13-00	2	Nevada		Los Angeles, Calif.
29	Douglas, Rasul	CB	6-2	209	08-29-94	7	West Virginia		East Orange, N.J.
86	DuBose, Grant	WR	6-2	201	06-20-01	R	Charlotte		Montgomery, Ala.
55	Enagbare, Kingsley	LB	6-4	258	01-18-00	2	South Carolina		Atlanta, Ga.
19	Eting, Danny	QB	6-3	220	07-22-94	1	Louisiana State		Terre Haute, Ind.
65	Filiaga, Chuck	CB	6-6	321	02-22-98	R	Minnesota		Aledo, Texas
99	Ford, Jonathan	DL	6-5	338	09-29-98	2	Miami (Fla.)		Fort Lauderdale, Fla.
20	Ford, Rudy	S	6-0	210	11-01-94	7	Auburn		New Hope, Ala.
40d	Ford, Tyrell	CB	5-11	188	03-30-98	1	Waterloo		Niagara Falls, Ontario
38	Gaines, Innis	S	6-1	202	08-29-98	2	TCU		Beaumont, Texas
53	Garvin, Jonathan	LB	6-4	257	07-28-99	4	Miami (Fla.)		Lake Worth, Fla.
52	Gary, Rashaan	LB	6-5	277	12-03-97	5	Michigan		Paramus, N.J.
39	Goodson, Tyler	RB	5-9	199	11-10-00	1	Iowa		Suwanee, Ga.
54	Hamilton, La'Darius	LB	6-2	261	01-18-98	2	North Texas		Corrigan, Texas
67	Hanson, Jake	C/G	6-4	296	04-29-97	3	Oregon		Eureka, Calif.
43s	Hatcher, Broughton	LS	6-4	242	09-25-99	R	Old Dominion		Pageland, S.C.
18	Heath, Malik	WR	6-2	213	03-31-00	R	Mississippi		Jackson, Miss.
47	Hollins, Justin	LB	6-5	248	01-15-96	5	Oregon		Arlington, Texas
27d	Hooper, William	CB	5-10	180	03-21-00	R	Northwestern State		Killeen, Texas
22d	Jean-Charles, Shemar	CB	5-10	184	06-20-98	3	Appalachian State		Miramar, Fla.
74	Jenkins, Elgton	G/T	6-5	311	12-26-95	5	Mississippi State		Clarksdale, Miss.
36	Johnson Jr., Anthony	S	6-0	205	12-02-99	R	Iowa State		St. Petersburg, Fla.
33	Jones, Aaron	RB	5-9	208	12-02-94	7	Texas-El Paso		El Paso, Texas
72	Jones, Caleb	T	6-9	370	02-10-99	2	Indiana		Indianapolis, Ind.
85	Kraft, Tucker	TE	6-5	259	11-03-00	R	South Dakota State		Timber Lake, S.D.
6d	Leavitt, Dallin	S	5-10	195	08-08-94	5	Utah State		Portland, Ore.
60	Lewan, Jason	DL	6-6	293	10-15-98	R	Illinois State		Yorkville, Ill.
10	Love, Jordan	QB	6-4	219	11-02-98	4	Utah State		Bakersfield, Calif.
40o	McDonald, Camren	TE	6-4	237	05-30-99	R	Florida State		Long Beach, Calif.
58	McDuffie, Isaiah	LB	6-1	227	07-21-99	3	Boston College		Buffalo, N.Y.
80	Melton, Bo	WR	5-11	189	05-18-99	1	Rutgers		Egg Harbor City, N.J.
30	Moore, Tarvarius	S	6-1	200	08-16-96	6	Southern Mississippi		Quitman, Miss.
64	Moultrie, Antonio	DL	6-4	275	03-24-99	R	Miami (Fla.)		Pensacola, Fla.
88	Musgrave, Luke	TE	6-6	253	09-02-00	R	Oregon State		Bend, Ore.
71	Myers, Josh	C/G	6-5	310	07-16-98	3	Ohio State		Miamisburg, Ohio
70	Newman, Royce	G/T	6-5	310	08-17-97	3	Mississippi		Nashville, Ill.
32	Nichols, Lew	RB	5-10	220	08-16-01	R	Central Michigan		Detroit, Mich.
73	Nijman, Yosh	T	6-7	314	01-02-96	4	Virginia Tech		Maplewood, N.J.
25	Nixon, Keisean	CB	5-10	200	06-22-97	5	South Carolina		Compton, Calif.
16	O'Donnell, Pat	P	6-4	220	02-22-91	10	Miami (Fla.)		Lake Worth, Fla.
56	Odumegwu, Kenneth	LB	6-6	259	11-29-00	R	NFL International		Lagos, Nigeria
42	Orzech, Matt	LS	6-3	245	04-12-95	4	Azusa Pacific		Menifee, Calif.
34	Owens, Jonathan	S	5-11	210	07-22-95	5	Missouri Western		St. Louis, Mo.
44	Pearson, Henry	FB	6-2	249	11-23-99	R	Appalachian State		Paramus, N.J.
46	Phillips Jr., Jimmy	LB	6-1	232	04-27-00	R	SMU		Mesquite, Texas
11	Reed, Jayden	WR	5-11	187	04-28-00	R	Michigan State		Naperville, Ill.



NFL

No.	Name	Pos	Ht	Wt	Birthdate	Exp	College	High School	Hometown
75	Rhyan, Sean	G	6-5	321	09-15-00	2	UCLA	San Juan Capistrano, Calif.	
76	Runyan, Jon	G	6-4	307	08-08-97	4	Michigan	Philadelphia, Pa.	
48	Sapp III, Benny	S	5-11	200	06-27-00	R	Northern Iowa	Eden Prairie, Minn.	
26	Savage, Darnell	S	5-11	198	07-30-97	5	Maryland	Bear, Del.	
61	Scaife, DJ	C	6-3	321	02-17-00	R	Miami (Fla.)	Miami, Fla.	
93	Slaton, T.J.	DL	6-4	330	10-03-97	3	Florida	Plantation, Fla.	
98	Slayton, Chris	DL	6-4	307	08-06-96	1	Syracuse	Crete, Ill.	
91	Smith, Preston	LB	6-5	265	11-17-92	9	Mississippi State	Stone Mountain, Ga.	
21	Stokes, Eric	CB	6-1	194	03-01-99	3	Georgia	Covington, Ga.	
270	Taylor, Patrick	RB	6-1	217	04-29-98	3	Memphis	Humble, Texas	
77	Telfort, Kadeem	T	6-7	322	11-10-98	R	UAB	Miami, Fla.	
78	Tenuta, Luke	T	6-8	314	09-01-99	2	Virginia Tech	Crozet, Va.	
43d	Thomas, Kiondre	CB	6-0	185	02-07-98	1	Kansas State	Fort Smith, Ark.	
50	Tom, Zach	OL	6-4	304	03-26-99	2	Wake Forest	Baton Rouge, La.	
83	Toure, Samori	WR	6-1	191	03-24-98	2	Nebraska	Portland, Ore.	
37	Valentine, Carrington	CB	6-0	189	09-09-01	R	Kentucky	Cincinnati, Ohio	
90	Van Ness, Lukas	LB	6-5	272	07-06-01	R	Iowa	Barrington, Ill.	
7	Walker, Quay	LB	6-4	241	05-08-00	2	Georgia	Cordele, Ga.	
63	Walker, Rasheed	T	6-6	324	02-13-00	2	Penn State	Waldorf, Md.	
9	Watson, Christian	WR	6-4	208	05-12-99	2	North Dakota State	Tampa, Fla.	
220	Watts, Ducee	WR	6-1	196	12-23-99	R	Tulane	Petal, Miss.	
41	Whelan, Daniel	P	6-5	216	02-10-99	1	UC Davis	Rancho Mirage, Calif.	
13	Wicks, Dontayvion	WR	6-1	206	06-16-01	R	Virginia	Plaquemine, La.	
31	Wilson, Emanuel	RB	5-10	226	05-08-99	R	Fort Valley State	Huntersville, N.C.	
45	Wilson, Eric	LB	6-1	230	09-26-94	7	Cincinnati	Redford, Mich.	
96	Wooden, Colby	DL	6-4	273	12-21-00	R	Auburn	Lawrenceville, Ga.	
95	Wyatt, Devonte	DL	6-3	304	03-31-98	2	Georgia	Decatur, Ga.	

The term **NFL Rookie** is defined as a player who is in his first season of professional football and has not been on the roster of another professional football team for any regular-season or postseason games. A **Rookie** is designated by an "R" on NFL rosters. Players who have been active in another professional football league or players who have NFL experience, including either preseason training camp or being on an Active List or Inactive List, or on Reserve/Injured or Reserve/Physically Unable to Perform for fewer than six regular-season games, are termed **NFL First-Year Players**. An **NFL First-Year Player** is designated by a "1" on NFL rosters. Thereafter, a player is credited with an additional year of experience for each season in which he accumulates six games on the Active List or Inactive List, or on Reserve/Injured or Reserve/Physically Unable to Perform.

**2023 NUMERICAL ROSTER**

60	Jadakis Bonds, WR	FA-23	37	Carrington Valentine, CB	D7a-23	69	David Bakhtiari, T	D4a-13
6d	Dallin Leavitt, S	FA-22	38	Innis Gaines, S	FA-21	70	Royce Newman, G/T	D4-21
7	Quay Walker, LB	D1a-22	39	Tyler Goodson, RB	FA-22	71	Josh Myers, C/G	D2-21
8	Sean Clifford, QB	D5a-23	400	Camren McDonald, TE	FA-23	72	Caleb Jones, T	FA-22
9	Christian Watson, WR	D2-22	40d	Tyrell Ford, CB	FA-23	73	Yosh Nijman, T	FA-19
10	Jordan Love, QB	D1-20	41	Daniel Whelan, P	FA-23	74	Elgton Jenkins, G/T	D2-19
11	Jayden Reed, WR	D2b-23	42	Matt Orzech, LS	UFA (LAR)-23	75	Sean Rhyan, G	D3-22
13	Dontayvion Wicks, WR	D5b-23	43s	Broughton Hatcher, LS	FA-23	76	Jon Runyan, T	D6a-20
16	Pat O'Donnell, P	UFA (Chi.)-22	43d	Kiondre Thomas, CB	FA-22	77	Kadeem Telfort, G	FA-23
17	Anders Carlson, K	D6b-23	44	Henry Pearson, FB	FA-23	78	Luke Tenuta, T	W-22 (Ind.)
18	Malik Heath, WR	FA-23	45	Eric Wilson, LB	FA-22 (PS-NO)	79	Jean Delance, T	FA-22
19	Danny Etling, QB	FA-21	46	Jimmy Phillips Jr., LB	FA-23	80	Bo Melton, WR	FA-22 (PS-Sea.)
20	Rudy Ford, S	FA-22	47	Justin Hollins, LB	W-22 (LAR)	81	Josiah Deguara, TE	D3-20
21	Eric Stokes, CB	D1-21	48	Benny Sapp III, S	FA-23	82	Jeff Cotton, WR	FA-22
220	Ducee Watts, WR	FA-23	49	Austin Allen, TE	FA-22	83	Samori Toure, WR	D7d-22
22d	Shemar Jean-Charles, CB	D5b-21	50	Zach Tom, OL	D4b-22	84	Tyler Davis, TE	FA-21 (PS-Ind.)
23	Jaire Alexander, CB	D1-18	51	Keshawn Banks, LB	FA-23	85	Tucker Kraft, TE	D3-23
24	Tariq Carpenter, LB	D7a-22	52	Rashan Gary, LB	D1a-19	86	Grant DuBose, WR	D7d-23
25	Keisean Nixon, CB	FA-22	53	Jonathan Garvin, LB	D7b-20	87	Romeo Doubs, WR	D4a-22
26	Darnell Savage, S	D1b-19	54	La'Darius Hamilton, LB	FA-21 (PS-TB)	88	Luke Musgrave, TE	D2a-23
270	Patrick Taylor, RB	FA-20	55	Kingsley Enagbare, LB	D5-22	90	Lukas Van Ness, LB	D1-23
27d	William Hooper, CB	FA-23	56	Kenneth Odumegwu, LB	FA-23	91	Preston Smith, LB	UFA (Was.)-19
28	AJ Dillon, RB	D2-20	57	Brenton Cox Jr., LB	FA-23	93	T.J. Slaton, DL	D5a-21
29	Rasul Douglas, S	FA-21 (PS-Ari.)	58	Isaiah McDuffie, LB	D6b-21	94	Karl Brooks, DL	D6a-23
30	Tarvarius Moore, S	UFA (SF)-23	59	De'Vondre Campbell, LB	FA-21	95	Devonte Wyatt, DL	D1b-22
31	Emanuel Wilson, RB	FA-23	60	Jason Lewan, DL	FA-23	96	Colby Wooden, DL	D4-23
32	Lew Nichols, RB	D7b-23	61	DJ Scaife, C	W-23 (Mia.)	97	Kenny Clark, DL	D1-16
33	Aaron Jones, RB	D5b-17	63	Rasheed Walker, T	D7c-22	98	Chris Slayton, DL	W-22 (SF)
34	Jonathan Owens, S	FA-23	64	Antonio Moultrie, DL	FA-23	99	Jonathan Ford, DL	D7b-22
35	Corey Ballentine, CB	FA-22	65	Chuck Filiaga, C/G	FA-23			
36	Anthony Johnson Jr., S	D7c-23	67	Jake Hanson, C/G	D6b-20			

Year	Record	Draft (43)	Waivers (4)	Free Agents (44)
2013	8-7-1	T David Bakhtiari D4a		
2016	10-6	DL Kenny Clark D1		
2017	7-9	RB Aaron Jones D5b		
2018	6-9-1	CB Jaire Alexander D1		
2019	13-3	LB Rashaan Gary D1a S Darnell Savage D1b G/T Elgton Jenkins D2		T Yosh Nijman LB Preston Smith (UFA-Was.)
2020	13-3	QB Jordan Love D1 RB AJ Dillon D2 TE Josiah Deguara D3 G Jon Runyan D6a C Jake Hanson D6b LB Jonathan Garvin D7b		RB Patrick Taylor
2021	13-4	CB Eric Stokes D1 C/G Josh Myers D2 G/T Royce Newman D4 DL T.J. Slaton D5a CB Shemar Jean-Charles D5b LB Isaiah McDuffie D6b		LB De'Vondre Campbell TE Tyler Davis (PS-Ind.) CB Rasul Douglas (PS-Ari.) QB Danny Eting S Innis Gaines LB La'Darius Hamilton (PS-T.B.)
2022	8-9	LB Quay Walker D1a DL Devonte Wyatt D1b WR Christian Watson D2 G Sean Rhyan D3 WR Romeo Doubs D4a OL Zach Tom D4b LB Kingsley Enagbare D5 LB Tariq Carpenter D7a DL Jonathan Ford D7b T Rasheed Walker D7c WR Samori Toure D7d	LB Justin Hollins (LAR) DL Chris Slayton (S.F.) T Luke Tenuta (Ind.)	CB Corey Ballentine WR Jeff Cotton T Jean Delance S Rudy Ford RB Tyler Goodson T Caleb Jones S Dallin Leavitt WR Bo Melton (PS-Sea.) CB Keisean Nixon P Pat O'Donnell (UFA-Chi.) CB Kiondre Thomas LB Eric Wilson (PS-N.O.)
2023		LB Lukas Van Ness D1 TE Luke Musgrave D2a WR Jayden Reed D2b TE Tucker Kraft D3 DL Colby Wooden D4 QB Sean Clifford D5a WR Dontayvion Wicks D5b DL Karl Brooks D6a K Anders Carlson D6b CB Carrington Valentine D7a RB Lew Nichols D7b S Anthony Johnson Jr. D7c WR Grant DuBose D7d	C DJ Scaife (Mia.)	TE Austin Allen LB Keshawn Banks WR Jadakis Bonds LB Brenton Cox Jr. G Chuck Filiaga CB Tyrell Ford LS Broughton Hatcher WR Malik Heath CB William Hooper DL Jason Lewan TE Camren McDonald S Tarvarius Moore (UFA-S.F.) DL Antonio Moultrie LB Kenneth Odumegwu (NFL Intl.) LS Matt Orzech (UFA-LAR) S Jonathan Owens FB Henry Pearson LB Jimmy Phillips Jr. S Benny Sapp III T Kadeem Telfort WR Ducece Watts P Daniel Whelan RB Emanuel Wilson



# 2022 REVIEW

## 2022 RESULTS

8-9 Record

## PRESEASON GAMES

Date	Opponent	GB	Opp	Attend.	Temp.
Fri., Aug. 12	at San Francisco 49ers	21	28	58,861	77
Fri., Aug. 19	NEW ORLEANS SAINTS	20	10	71,754	77
Thu., Aug. 25	at Kansas City Chiefs	10	17	70,316	89

## REGULAR-SEASON GAMES

Date	Opponent	GB	Opp	Attend.	Temp.
Sun., Sept. 11	at Minnesota Vikings (L)	7	23	66,959	(Indoors)
Sun., Sept. 18	CHICAGO BEARS (W)	27	10	78,350	73
Sun., Sept. 25	at Tampa Bay Buccaneers (W)	14	12	69,197	88
Sun., Oct. 2	NEW ENGLAND PATRIOTS (W)+	27	24	78,317	66
Sun., Oct. 9	NEW YORK GIANTS* (L)	22	27	61,024	64
Sun., Oct. 16	NEW YORK JETS (L)	10	27	78,343	49
Sun., Oct. 23	at Washington Commanders (L)	21	23	60,427	62
Sun., Oct. 30	at Buffalo Bills (L)	17	27	70,863	50
Sun., Nov. 6	at Detroit Lions (L)	9	15	63,379	(Indoors)
Sun., Nov. 13	DALLAS COWBOYS (W)+	31	28	78,433	33
Thu., Nov. 17	TENNESSEE TITANS (L)	17	27	77,506	26
Sun., Nov. 27	at Philadelphia Eagles (L)	33	40	69,879	61
Sun., Dec. 4	at Chicago Bears (W)	28	19	61,233	34
Sun., Dec. 11	OPEN DATE				
Mon., Dec. 19	LOS ANGELES RAMS (W)	24	12	77,269	15
Sun., Dec. 25	at Miami Dolphins (W)	26	20	66,328	46
Sun., Jan. 1	MINNESOTA VIKINGS (W)	41	17	78,190	40
Sun., Jan. 8	DETROIT LIONS (L)	16	20	78,191	21

\* – in London

+ – overtime

## ATTENDANCE SUMMARY, 2022

## Total Preseason Attendance:

200,931 (one home: 71,754; two away: 129,177)

## Total Regular-Season Attendance:

1,213,888 (71,405 avg.)

## Nine Home Games:

685,623 (76,180 avg.)

## Eight Away Games:

528,265 (66,033 avg.)

## 2022 OPENING-DAY ROSTER, 9/11/22 AT MINNESOTA VIKINGS

23 ALEXANDER, Jaire ..... CB	89 LEWIS, Mercedes ..... TE	<b>Practice Squad</b>
31 AMOS, Adrian ..... S	10 LOVE, Jordan ..... QB	34 ABERNATHY, Micah ..... S
69 BAKHTIARI, David ..... T	94 LOWRY, Dean ..... DL	45 AHMED, Ramiz ..... K
51 BARNES, Krys ..... LB	58 McDUFFIE, Isaiah ..... LB	*80 BEYER, Shaun ..... TE
59 CAMPBELL, De'Vondre ..... LB	71 MYERS, Josh ..... C/G	19 ETLING, Danny ..... QB
24 *CARPENTER, Tariq ..... S	70 NEWMAN, Royce ..... G/T	*41 FRANKLIN, Benjie ..... CB
97 CLARK, Kenny ..... DL	73 NJUMAN, Yosh ..... T	86 FULGHAM, Travis ..... WR
18 COBB, Randall ..... WR	25 NIXON, Keisean ..... CB	*39 GOODSON, Tyler ..... RB
56 *COCO, Jack ..... LS	16 O'DONNELL, Pat ..... P	54 HAMILTON, La'Darius ..... LB
2 CROSBY, Mason ..... K	90 REED, Jarran ..... DL	96 HEFLIN, Jack ..... DL
84 DAVIS, Tyler ..... TE	75 *RHYAN, Sean ..... T/G	*72 JONES, Caleb ..... T
81 DEGUARA, Josiah ..... TE	12 RODGERS, Aaron ..... QB	49 JONES, Kobe ..... LB
28 DILLON, AJ ..... RB	8 RODGERS, Amari ..... WR	98 SLAYTON, Chris ..... DL
87 *DOUBS, Romeo ..... WR	76 RUNYAN, Jon ..... G	27 TAYLOR, Patrick ..... RB
29 DOUGLAS, Rasul ..... CB	26 SAVAGE, Darnell ..... S	43 THOMAS, Kiondre ..... CB
55 *ENAGBARE, Kingsley ..... LB	93 SLATON, T.J. .... DL	57 WILBORN, Ray ..... LB
99 *FORD, Jonathan ..... DL	91 SMITH, Preston ..... LB	88 WINFREE, Juwann ..... WR
20 FORD, Rudy ..... S	21 STOKES, Eric ..... CB	
40 GALEAI, Tipa ..... LB	50 *TOM, Zach ..... OL	
53 GARVIN, Jonathan ..... LB	85 TONYAN, Robert ..... TE	
52 GARY, Rashan ..... LB	83 *TOURE, Samori ..... WR	
67 HANSON, Jake ..... C	7 *WALKER, Quay ..... LB	
22 JEAN-CHARLES, Shemar ..... CB	63 *WALKER, Rasheed ..... T	
74 JENKINS, Elgton ..... G/T	11 WATKINS, Sammy ..... WR	
33 JONES, Aaron ..... RB	9 *WATSON, Christian ..... WR	
13 LAZARD, Allen ..... WR	95 *WYATT, Devonte ..... DL	
6 LEAVITT, Dallin ..... S		
		<b>Reserve/Physically Unable to Perform</b>
		32 HILL, Kylin ..... RB
		<b>Injured Reserve</b>
		36 SCOTT, Vernon ..... S

\*—rookie



# 2022 REGULAR-SEASON STATISTICS

TEAM STATISTICS	GB	OPP
<b>TOTAL FIRST DOWNS</b> .....	<b>334</b>	<b>321</b>
Rushing .....	116	129
Passing .....	186	163
Penalty .....	32	29
3rd Down: Made/Att .....	79/200	73/194
3rd Down Pct. ....	39.5%	37.6%
4th Down: Made/Att .....	12/31	11/19
4th Down Pct. ....	38.7%	57.9%
<b>POSSESSION AVG.</b> .....	<b>31:23</b>	<b>28:37</b>
<b>TOTAL NET YARDS</b> .....	<b>5745</b>	<b>5721</b>
Avg. Per Game .....	337.9	336.5
Total Plays .....	1051	991
Avg. Per Play .....	5.5	5.8
<b>NET YARDS RUSHING</b> .....	<b>2113</b>	<b>2372</b>
Avg. Per Game .....	124.3	139.5
Total Rushes .....	456	479
<b>NET YARDS PASSING</b> .....	<b>3632</b>	<b>3349</b>
Avg. Per Game .....	213.6	197.0
Sacked/Yards Lost .....	32/258	34/204
Gross Yards .....	3890	3553
Attempts/Completions .....	563/364	478/314
Completion Pct. ....	64.7%	65.7%
<b>HAD INTERCEPTED</b> .....	<b>12</b>	<b>17</b>
<b>PUNTS/AVERAGE</b> .....	<b>54/42.8</b>	<b>60/46.3</b>
Net Punting Avg. ....	38.9	40.4
<b>PENALTIES/YARDS</b> .....	<b>89/747</b>	<b>100/916</b>
<b>FUMBLES/BALL LOST</b> .....	<b>25/10</b>	<b>19/7</b>
<b>TOUCHDOWNS</b> .....	<b>42</b>	<b>42</b>
Rushing .....	12	18
Passing .....	27	22
Returns .....	3	2

SCORE BY PERIODS	1	2	3	4	OT	PTS
PACKERS .....	80	118	75	91	6	370
OPPONENTS .....	79	119	89	84	0	371

SCORING	ID	Ru	Pa	Rt	PAT	FG	S	PTS
M.Crosby	0	0	0	0	37/39	25/29	0	112
*C.Watson	9	2	7	0	0/0	0/0	0	54
A.Jones	7	2	5	0	0/0	0/0	0	44
A.Dillon	7	7	0	0	0/0	0/0	0	42
A.Lazard	6	0	6	0	0/0	0/0	0	36
*R.Doubs	3	0	3	0	0/0	0/0	0	18
M.Lewis	2	0	2	0	0/0	0/0	1	14
R.Tonyan	2	0	2	0	0/0	0/0	0	12
D.Savage	1	0	0	1	0/0	0/0	0	6
K.Nixon	1	0	0	1	0/0	0/0	0	6
A.Rodgers	1	1	0	0	0/0	0/0	0	6
R.Cobb	1	0	1	0	0/0	0/0	0	6
D.Campbell	1	0	0	1	0/0	0/0	0	6
*S.Toure	1	0	1	0	0/0	0/0	0	6
J.Deguara	0	0	0	0	0/0	0/0	0	2
<b>PACKERS</b>	<b>42</b>	<b>12</b>	<b>27</b>	<b>3</b>	<b>37/39</b>	<b>25/29</b>	<b>1</b>	<b>370</b>
<b>OPPONENTS</b>	<b>42</b>	<b>18</b>	<b>22</b>	<b>2</b>	<b>36/40</b>	<b>27/34</b>	<b>0</b>	<b>371</b>

2-Pt Conversions: A.Jones 1, M.Lewis 1, Packers 2-3, Opponents 1-2

FIELD GOALS	1-19	20-29	30-39	40-49	50+
M.Crosby .....	0/0	10/10	8/8	6/7	1/4
<b>PACKERS</b> .....	<b>0/0</b>	<b>10/10</b>	<b>8/8</b>	<b>6/7</b>	<b>1/4</b>
<b>OPPONENTS</b> .....	<b>1/1</b>	<b>6/6</b>	<b>10/10</b>	<b>7/12</b>	<b>3/5</b>

Crosby: ( ) (40G,28G) ( ) (38G,31G) (46G,48G) (47B,29G) ( ) (38G,55WL) (25G) (54SH,28G) (39G) (29G,33G) (24G,32G) (34G) (36G,46G,28G,26G) (26G,56G) (22G,49G,48G,53CR)

Opponents: (28G,56G,29G) (44G) (45G,45G) (37G) (48G,37G) (32G,53WL,23G) (22G,47RU,31G,19G) (42G,38G) ( ) ( ) (31G,54G) (40G,28G,40B) (33G,55G) (46G,34G,48WR) (21G,46WR,50WL) (37G,46WL,33G)

RUSHING	No	Yds	Avg	Long	TD
A.Jones .....	213	1121	5.3	36	2
A.Dillon .....	186	770	4.1	27	7
Aa.Rodgers .....	34	94	2.8	18	1
*C.Watson .....	7	80	11.4	46t	2
P.Taylor .....	10	31	3.1	6	0
*R.Doubs .....	1	11	11.0	11	0
K.Hill .....	1	7	7.0	7	0
A.Lazard .....	2	0	0.0	1	0
D.Leavitt .....	1	0	0.0	0	0
J.Love .....	1	-1	-1.0	-1	0
<b>PACKERS</b> .....	<b>456</b>	<b>2113</b>	<b>4.6</b>	<b>46t</b>	<b>12</b>
<b>OPPONENTS</b> .....	<b>479</b>	<b>2372</b>	<b>5.0</b>	<b>55t</b>	<b>18</b>

RECEIVING	No	Yds	Avg	Long	TD
A.Lazard .....	60	788	13.1	47	6
A.Jones .....	59	395	6.7	30	5
R.Tonyan .....	53	470	8.9	24	2
*R.Doubs .....	42	425	10.1	26	3
*C.Watson .....	41	611	14.9	63t	7
R.Cobb .....	34	417	12.3	40	1
A.Dillon .....	28	206	7.4	17	0
S.Watkins .....	13	206	15.8	55	0
J.Deguara .....	13	114	8.8	25	0
M.Lewis .....	6	66	11.0	31	2
*S.Toure .....	5	82	16.4	37t	1
Am.Rodgers .....	4	50	12.5	22	0
T.Davis .....	4	26	6.5	23	0
P.Taylor .....	1	17	17.0	17	0
J.Winfree .....	1	17	17.0	17	0
D.Bakhtigari .....	1	0	0.0	0	0
<b>PACKERS</b> .....	<b>364</b>	<b>3890</b>	<b>10.7</b>	<b>63t</b>	<b>27</b>
<b>OPPONENTS</b> .....	<b>314</b>	<b>3553</b>	<b>11.3</b>	<b>84t</b>	<b>22</b>

INTERCEPTIONS	No	Yds	Avg	Long	TD
J.Alexander .....	5	59	11.8	29	0
R.Douglas .....	4	26	6.5	22	0
R.Ford .....	3	87	29.0	34	0
D.Campbell .....	2	77	38.5	63t	1
D.Savage .....	1	75	75.0	75t	1
A.Amos .....	1	26	26.0	26	0
K.Nixon .....	1	1	1.0	1	0
<b>PACKERS</b> .....	<b>17</b>	<b>351</b>	<b>20.6</b>	<b>75t</b>	<b>2</b>
<b>OPPONENTS</b> .....	<b>12</b>	<b>94</b>	<b>7.8</b>	<b>40t</b>	<b>1</b>

PUNTING	No	Yds	Avg	Net	TB	In 20	LG	Blk
P.O'Donnell .....	52	2313	44.5	38.9	1	24	72	2
<b>PACKERS</b> .....	<b>54</b>	<b>2313</b>	<b>42.8</b>	<b>38.9</b>	<b>1</b>	<b>24</b>	<b>72</b>	<b>2</b>
<b>OPPONENTS</b> .....	<b>60</b>	<b>2779</b>	<b>46.3</b>	<b>40.4</b>	<b>2</b>	<b>19</b>	<b>68</b>	<b>0</b>

PUNT RETURNS	Ret	FC	Yds	Avg	Long	TD
Am.Rodgers .....	20	15	139	7.0	20	0
K.Nixon .....	11	0	140	12.7	24	0
R.Cobb .....	4	1	37	9.3	15	0
<b>PACKERS</b> .....	<b>35</b>	<b>16</b>	<b>316</b>	<b>9.0</b>	<b>24</b>	<b>0</b>
<b>OPPONENTS</b> .....	<b>20</b>	<b>18</b>	<b>190</b>	<b>9.5</b>	<b>29</b>	<b>0</b>

KICKOFF RETURNS	No	Yds	Avg	Long	TD
K.Nixon .....	35	1009	28.8	105t	1
Am.Rodgers .....	6	122	20.3	34	0
R.Doubs .....	2	39	19.5	21	0
C.Watson .....	2	35	17.5	18	0
C.Ballentine .....	1	0	0.0	0	0
J.Deguara .....	1	0	0.0	0	0
<b>PACKERS</b> .....	<b>47</b>	<b>1205</b>	<b>25.6</b>	<b>105t</b>	<b>1</b>
<b>OPPONENTS</b> .....	<b>61</b>	<b>1415</b>	<b>23.2</b>	<b>42</b>	<b>0</b>

PASSING	Att	Cmp	Yds	Cmp%	TD	Int	LG	Sck/Lst	Rtng
Aa.Rodgers .....	542	350	3695	64.6%	26	12	58t	32/258	91.1
J.Love .....	21	14	195	66.7%	1	0	63t	0/0	112.2
<b>PACKERS</b> .....	<b>563</b>	<b>364</b>	<b>3890</b>	<b>64.7%</b>	<b>27</b>	<b>12</b>	<b>63t</b>	<b>32/258</b>	<b>91.9</b>
<b>OPPONENTS</b> .....	<b>478</b>	<b>314</b>	<b>3553</b>	<b>65.7%</b>	<b>22</b>	<b>17</b>	<b>84t</b>	<b>34/204</b>	<b>88.3</b>

2022 REVIEW COMMUNITY ADMIN. & COACHES VETERANS DRAFT & FREE AGENTS 2022 REVIEW RECORDS & HISTORY LAMBEAU FIELD MISC.

# 2022 REGULAR-SEASON DEFENSIVE STATISTICS

*Official 2022 regular-season totals, according to league statistics*

Player	Total			Sacks/ Yards	Int/ Yards	Fum Rec	For Fum	Pass Def
	Tackles	Solo	Asst					
Q.Walker	73	46	119	1.5/13.5	0/0	1	3	7
A.Amos	71	26	97	1.0/2.0	1/26	1	0	5
D.Campbell	56	40	96	0.0/0.0	2/77	0	0	3
R.Douglas	63	13	76	1.0/0.0	4/26	0	1	13
P.Smith	38	21	59	8.5/64.0	0/0	0	1	1
D.Savage	42	15	57	0.0/0.0	1/75	1	0	5
J.Alexander	43	13	56	0.0/0.0	5/59	0	0	14
K.Clark	27	26	53	4.0/24.0	0/0	1	1	0
J.Reed	29	23	52	2.5/20.5	0/0	2	1	0
D.Lowry	23	20	43	0.5/3.0	0/0	0	0	1
R.Ford	29	11	40	0.0/0.0	3/87	1	1	3
R.Gary	21	11	32	6.0/45.0	0/0	1	1	1
K.Enagbare	18	13	31	3.0/8.0	0/0	0	0	3
T.Slaton	15	16	31	0.0/0.0	0/0	0	0	2
I.McDuffie	19	11	30	0.0/0.0	0/0	0	0	0
K.Barnes	17	12	29	1.0/0.0	0/0	0	0	0
E.Stokes	20	5	25	0.0/0.0	0/0	0	0	0
K.Nixon	14	3	17	0.0/0.0	1/1	0	1	2
D.Wyatt	8	7	15	1.5/6.5	0/0	0	1	1
J.Hollins	4	5	9	2.5/15.5	0/0	0	0	0
J.Garvin	0	8	8	0.0/0.0	0/0	0	0	2
E.Wilson	2	2	4	1.0/2.0	0/0	0	0	0
I.Gaines	3	0	3	0.0/0.0	0/0	0	0	0
J.Deguar	1	0	1	0.0/0.0	0/0	0	0	0
C.Ballentine	0	1	1	0.0/0.0	0/0	0	0	0
L.Hamilton	0	1	1	0.0/0.0	0/0	0	0	0
<b>Totals</b>	<b>636</b>	<b>349</b>	<b>985</b>	<b>34.0/204.0</b>	<b>17/351</b>	<b>8</b>	<b>11</b>	<b>63</b>

## SPECIAL TEAMS

Player	IT	FR	FF
D.Leavitt	13	0	0
I.McDuffie	13	1	0
E.Wilson	13	0	0
T.Davis	10	0	0
R.Douglas	9	0	0
T.Carpenter	8	0	0
K.Nixon	6	0	0
A.Amos	5	0	0
C.Ballentine	4	0	1
R.Ford	4	0	0
T.Galeal	4	0	0
I.Gaines	3	0	0
S.Jean-Charles	3	0	0
J.Abram	2	0	0
P.Taylor	2	0	0
Q.Walker	2	0	0
M.Abernathy	1	0	0
R.Ahmed	1	0	0
J.Coco	1	0	0
D.Savage	1	0	0
E.Stokes	1	0	0
Am.Rodgers	0	1	0
<b>Totals</b>	<b>106</b>	<b>2</b>	<b>1</b>

## PACKERS IN WEEKLY TEAM RANKINGS, 2022

After Week	Opponent	NFL Offense			NFL Defense		
		Total	Rush	Pass	Total	Rush	Pass
1	@MIN	19	15	16	25	21	24
2	CHI	11	6	20	10	27	4
3	@TB	12	9	19	6	18	7
4	NE	6	7	16	5	22	3
5	NYG (Lond.)	9	11	20	5	21	2
6	NYJ	15	13	17	5	27	1
7	@WAS.	20	18	17	8	27	1
8	@BUF	17	15	22	8	29	2
9	@DET	14	14	15	6	26	2
10	DAL	13	12	16	9	26	3
11	TEN	15	14	19	14	24	5
12	@PHI	16	14	14	16	31	4
13	@CHI	16	12	16	18	30	6
14	BYE	15	12	16	18	30	5
15	LAR	15	12	16	15	29	2
16	@MIA	16	14	17	17	27	3
17	MIN	16	13	17	18	26	4
18	DET	17	15	17	17	26	6
<b>GB in 2021</b>		<b>10</b>	<b>18</b>	<b>8</b>	<b>9</b>	<b>11</b>	<b>10</b>
<b>GB in 2020</b>		<b>5</b>	<b>8</b>	<b>9</b>	<b>9</b>	<b>13</b>	<b>7</b>
<b>GB in 2019</b>		<b>18</b>	<b>15</b>	<b>17</b>	<b>18</b>	<b>23</b>	<b>14</b>
<b>GB in 2018</b>		<b>12</b>	<b>22</b>	<b>9</b>	<b>18</b>	<b>22</b>	<b>12</b>
<b>GB in 2017</b>		<b>26</b>	<b>17</b>	<b>25</b>	<b>22</b>	<b>17</b>	<b>23</b>
<b>GB in 2016</b>		<b>8</b>	<b>20</b>	<b>7</b>	<b>22</b>	<b>8</b>	<b>31</b>
<b>GB in 2015</b>		<b>23</b>	<b>12</b>	<b>25</b>	<b>15</b>	<b>21</b>	<b>6</b>
<b>GB in 2014</b>		<b>6</b>	<b>11</b>	<b>8</b>	<b>15</b>	<b>23</b>	<b>10</b>
<b>GB in 2013</b>		<b>3</b>	<b>7</b>	<b>6</b>	<b>25</b>	<b>25</b>	<b>24</b>
<b>GB in 2012</b>		<b>13</b>	<b>20</b>	<b>9</b>	<b>11</b>	<b>17</b>	<b>11</b>
<b>GB in 2011</b>		<b>3</b>	<b>27</b>	<b>3</b>	<b>32</b>	<b>14</b>	<b>32</b>
<b>GB in 2010</b>		<b>9</b>	<b>24</b>	<b>5</b>	<b>5</b>	<b>18</b>	<b>5</b>
<b>GB in 2009</b>		<b>6</b>	<b>14</b>	<b>7</b>	<b>2</b>	<b>1</b>	<b>5</b>
<b>GB in 2008</b>		<b>8</b>	<b>17</b>	<b>8</b>	<b>20</b>	<b>26</b>	<b>12</b>
<b>GB in 2007</b>		<b>2</b>	<b>21</b>	<b>2</b>	<b>11</b>	<b>14</b>	<b>12</b>
<b>GB in 2006</b>		<b>9</b>	<b>23</b>	<b>8</b>	<b>12</b>	<b>13</b>	<b>17</b>
<b>GB in 2005</b>		<b>18</b>	<b>30</b>	<b>7</b>	<b>7</b>	<b>23</b>	<b>1</b>
<b>GB in 2004</b>		<b>3</b>	<b>10</b>	<b>3</b>	<b>25</b>	<b>14</b>	<b>25</b>
<b>GB in 2003</b>		<b>4</b>	<b>3</b>	<b>16</b>	<b>17</b>	<b>10</b>	<b>23</b>
<b>GB in 2002</b>		<b>12</b>	<b>12</b>	<b>10</b>	<b>12</b>	<b>21</b>	<b>3</b>
<b>GB in 2001</b>		<b>6</b>	<b>21</b>	<b>3</b>	<b>12</b>	<b>16</b>	<b>15</b>



U.S. Bank Stadium, Sunday, Sept. 11, 2022. Attendance: 66,959. Time: 3:03. Weather: Indoors.

MINNEAPOLIS (AP) — Justin Jefferson posted 184 receiving yards and two touchdowns in a record-setting first half, giving new Vikings coach Kevin O'Connell a 23-7 win in his first game Sunday. After accumulating the most receiving yards (3,016) in a player's first two years in the NFL, Jefferson set an all-time Vikings receiving record with 158 yards in the first half. Kirk Cousins completed 23 of 32 passes for 277 yards without a turnover. O'Connell, who served as offensive coordinator of the Super Bowl champion Los Angeles Rams last season, had Jefferson moving all over the formation to help keep him away from star Packers cornerback Jaire Alexander. Aaron Rodgers went 22 for 34 for 195 yards, and Matt LaFleur blamed himself for Aaron Jones only getting five carries and three catches. Rodgers even had his NFL-record streak against division opponents of 38 touchdown passes without an interception stopped near the end of the second quarter when his see-what-happens header was picked off by Harrison Smith. The last one was snagged by Detroit's Amani Oruwariye on Dec. 29, 2019.

### Minnesota Vikings Starters

OFFENSE		DEFENSE	
TE 86	J. Mundt	OLB 99	D. Hunter
LT 71	C. Darrisaw	DE 93	J. Bullard
LG 72	E. Cleveland	NT 97	H. Phillips
C 56	G. Bradbury	DE 94	D. Tomlinson
RG 67	E. Ingram	OLB 55	Z. Smith
RT 75	B. O'Neill	WLB 58	J. Hicks
WR 17	K. Osborn	MLB 54	E. Kendricks
WR 18	J. Jefferson	CB 3	C. Dantzier Sr.
WR 19	A. Thielen	CB 7	P. Peterson
QB 8	K. Cousins	S 22	H. Smith
HB 4	D. Cook	S 24	C. Bynum

### Green Bay Packers Starters

OFFENSE		DEFENSE	
WR 11	S. Watkins	DE 94	D. Lowry
LT 73	Y. Nijman	NT 97	K. Clark
LG 76	J. Ruyman	DE 90	J. Reed
C 71	J. Myers	OLB 91	P. Smith
RG 67	J. Hanson	ILB 59	D. Campbell
RT 70	R. Newman	ILB 7	Q. Walker
TE 89	M. Lewis	OLB 52	R. Gary
TE 85	R. Tonyan	CB 23	J. Alexander
WR 9	C. Watson	CB 21	E. Stokes
QB 12	A. Rodgers	S 31	A. Amos
RB 33	A. Jones	S 26	D. Savage

### SCORING DRIVES

TEAM	QTR	TIME	SCORING PLAY	GB	MIN
Vikings	1	09:17	J. Jefferson 5 yd. pass from K. Cousins (G. Joseph kick) (10-78, 5:43)	0	7
Vikings	2	03:54	G. Joseph 28 yd. Field Goal (8-89, 4:04)	0	10
Vikings	2	00:35	J. Jefferson 36 yd. pass from K. Cousins (G. Joseph kick) (7-74, 2:23)	0	17
Vikings	3	09:46	G. Joseph 56 yd. Field Goal (4-5, 2:20)	0	20
Packers	3	05:16	A. Dillon 2 yd. run (M. Crosby kick) (7-75, 4:30)	7	20
Vikings	4	06:48	G. Joseph 29 yd. Field Goal (12-74, 5:04)	7	23

### GREEN BAY PACKERS

PASSING	ATT	CP	YDS	SK/YD	TD	LG	INT	RTG
Aaron Rodgers	34	22	195	4/33	0	23	1	67.6
Jordan Love	5	4	65	0/0	0	25	0	118.8
<b>TOTAL</b>	<b>39</b>	<b>26</b>	<b>260</b>	<b>4/33</b>	<b>0</b>	<b>25</b>	<b>1</b>	<b>74.7</b>

RUSHING	ATT	YDS	AVG	LG	TD
Aaron Jones	5	49	9.8	29	0
AJ Dillon	10	45	4.5	14	1
Romeo Doubs	1	11	11.0	11	0
Christian Watson	1	7	7.0	7	0
Aaron Rodgers	1	-1	-1.0	-1	0
<b>TOTAL</b>	<b>18</b>	<b>111</b>	<b>6.2</b>	<b>29</b>	<b>1</b>

RECEIVING	NO	YDS	AVG	LG	TD
AJ Dillon	5	46	9.2	12	0
Romeo Doubs	4	37	9.3	23	0
Robert Tonyan	3	36	12.0	23	0
Aaron Jones	3	27	9.0	22	0
Sammy Watkins	3	18	6.0	9	0
Christian Watson	2	34	17.0	25	0
Josiah Deguara	2	28	14.0	15	0
Randall Cobb	2	14	7.0	8	0
Juwann Winfree	1	17	17.0	17	0
Tyler Davis	1	3	3.0	3	0
<b>TOTAL</b>	<b>26</b>	<b>260</b>	<b>10.0</b>	<b>25</b>	<b>0</b>

TOP DEFENSE	TOT	SOLO	AST	SCK	YDS	INT
De Vondre Campbell	11	5	6	0.0	0.0	0
Quay Walker	8	7	1	0.0	0.0	0
Rashan Gary	7	3	4	1.0	8.0	0

FIELD GOALS	FGM/FGA	PERCENT	RESULTS
	No Field Goals		

### MINNESOTA VIKINGS

PASSING	ATT	CP	YDS	SK/YD	TD	LG	INT	RTG
Kirk Cousins	32	23	277	1/8	2	64	0	118.9
<b>TOTAL</b>	<b>32</b>	<b>23</b>	<b>277</b>	<b>1/8</b>	<b>2</b>	<b>64</b>	<b>0</b>	<b>118.9</b>

RUSHING	ATT	YDS	AVG	LG	TD
Dalvin Cook	20	90	4.5	16	0
Alexander Mattison	8	36	4.5	10	0
<b>TOTAL</b>	<b>28</b>	<b>126</b>	<b>4.5</b>	<b>16</b>	<b>0</b>

RECEIVING	NO	YDS	AVG	LG	TD
Justin Jefferson	9	184	20.4	64	2
Adam Thielen	3	36	12.0	22	0
Dalvin Cook	3	18	6.0	10	0
Johnny Mundt	3	17	5.7	12	0
K.J. Osborn	3	14	4.7	7	0
C.J. Ham	1	6	6.0	6	0
Ben Ellefson	1	2	2.0	2	0
<b>TOTAL</b>	<b>23</b>	<b>277</b>	<b>12.0</b>	<b>64</b>	<b>2</b>

TOP DEFENSE	TOT	SOLO	AST	SCK	YDS	INT
Jordan Hicks	14	9	5	1.0	11.0	0
Harrison Smith	7	5	2	0.0	0.0	1
Camryn Bynum	7	4	3	0.0	0.0	0

FIELD GOALS	FGM/FGA	PERCENT	RESULTS
Greg Joseph	3-3	100.0	28G, 56G, 29G
<b>TOTAL</b>	<b>3-3</b>	<b>100.0</b>	

### Team Statistics

	Packers	Vikings
First Downs	21	19
3rd-Down Eff. (Made/Att/Pct)	3/9/33%	4/13/31%
4th-Down Eff. (Made/Att/Pct)	0/2/0%	1/1/100%
Total Net Yards	338	395
Total Plays	61	61
Yards Per Play	5.5	6.5
Rushes/Net Yards	18/111	28/126
Net Passing	227	269
Pass Attempts/Completions	39/26	32/23
Had Intercepted	1	0
Sacked/Yards Lost	4/33	1/8
Punts/Average	4/44.8	5/46.4
Penalties/Yards	2/10	3/20
Fumbles/Lost	1/1	0/0
Possession Time	28:37	31:23



Lambeau Field, Sunday, Sept. 18, 2022. Attendance: 78,350. Time: 2:46. Weather: 73° F, Humidity: 76 percent, Wind: SW 5 mph.

GREEN BAY, Wis. (AP) — Aaron Jones made sure the Green Bay Packers' promise to get him the ball more often paid off. Jones rushed for 132 yards and a touchdown and caught a scoring pass from Aaron Rodgers, who continued his domination of the Chicago Bears by leading Green Bay to a 27-10 victory on Sunday night. Jones came through, gaining 8.8 yards per rush and leading the Packers' 203-yard ground attack. He had 15 carries as well as three catches for 38 yards. Green Bay beat the Bears for a seventh straight time, matching its second-longest win streak in the 205-game history of the NFL's oldest rivalry. The Packers built a 24-7 halftime lead by dominating the second quarter, then made a goal-line stand in the fourth quarter to thwart a Bears comeback attempt. The Packers outscored the Bears, 21-0, in the second quarter. Jones scored twice, both times catching pitches from Rodgers in the backfield and reaching the end zone. Jones' second score was Rodgers' 450th career touchdown pass. The only other players to reach that mark are Tom Brady, Drew Brees, Peyton Manning and Brett Favre.

**Chicago Bears Starters**

OFFENSE	DEFENSE
WR 11 D. Mooney	DE 94 R. Quinn
LT 70 B. Jones	DT 93 J. Jones
LG 65 C. Whitehair	DT 90 A. Blackson
C 67 S. Mustipher	DE 55 A. Muhammad
RG 76 T. Jenkins	LB 53 N. Morrow
RT 75 L. Borom	LB 58 R. Smith
TE 85 C. Kmet	CB 22 K. Vildor
WR 19 E. St. Brown	CB 33 J. Johnson
WR 18 D. Pettis	CB 6 K. Gordon
QB 1 J. Fields	S 4 E. Jackson
RB 32 D. Montgomery	S 9 J. Brisker

**Green Bay Packers Starters**

OFFENSE	DEFENSE
WR 13 A. Lazard	DE 94 D. Lowry
LT 73 Y. Nijman	NT 97 K. Clark
LG 76 J. Runyan	OLB 91 P. Smith
C 71 J. Myers	ILB 59 D. Campbell
RG 70 R. Newman	ILB 7 Q. Walker
RT 74 E. Jenkins	OLB 52 R. Gary
TE 89 M. Lewis	CB 23 J. Alexander
WR 11 S. Watkins	CB 21 E. Stokes
WR 18 R. Cobb	CB 29 R. Douglas
QB 12 A. Rodgers	S 31 A. Amos
RB 33 A. Jones	S 26 D. Savage

**SCORING DRIVES**

TEAM	QTR	TIME	SCORING PLAY	CHI	GB
Packers	1	08:33	M.Crosby 40 yd. Field Goal (13-53, 6:27)	0	3
Bears	1	04:37	J.Fields 3 yd. run (C.Santos kick) (7-71, 3:56)	7	3
Packers	2	14:54	A.Jones 15 yd. run (M.Crosby kick) (9-75, 4:43)	7	10
Packers	2	04:36	A.Jones 8 yd. pass from A.Rodgers (M.Crosby kick) (9-54, 5:35)	7	17
Packers	2	00:32	A.Lazard 5 yd. pass from A.Rodgers (M.Crosby kick) (7-67, 2:36)	7	24
Bears	3	05:11	C.Santos 44 yd. Field Goal (7-43, 4:02)	10	24
Packers	4	02:28	M.Crosby 28 yd. Field Goal (10-89, 5:39)	10	27

**CHICAGO BEARS**

PASSING	ATT	CP	YDS	SK/YD	TD	LG	INT	RTG
Justin Fields	11	7	70	3/22	0	30	1	43.8
<b>TOTAL</b>	<b>11</b>	<b>7</b>	<b>70</b>	<b>3/22</b>	<b>0</b>	<b>30</b>	<b>1</b>	<b>43.8</b>

RUSHING	ATT	YDS	AVG	LG	TD
David Montgomery	15	122	8.1	28	0
Khalil Herbert	4	38	9.5	27	0
Justin Fields	8	20	2.5	7	1
<b>TOTAL</b>	<b>27</b>	<b>180</b>	<b>6.7</b>	<b>28</b>	<b>1</b>

RECEIVING	NO	YDS	AVG	LG	TD
Equanimeous St. Brown	2	39	19.5	30	0
David Montgomery	2	14	7.0	7	0
Ryan Griffin	1	18	18.0	18	0
Khalil Herbert	1	3	3.0	3	0
Darnell Mooney	1	-4	-4.0	-4	0
<b>TOTAL</b>	<b>7</b>	<b>70</b>	<b>10.0</b>	<b>30</b>	<b>0</b>

TOP DEFENSE	TOT	SOLO	AST	SCK	YDS	INT
Nicholas Morrow	11	7	4	0.0	0.0	0
Roquan Smith	11	5	6	0.0	0.0	0
Jaquan Brisker	10	7	3	0.0	0.0	0

FIELD GOALS	FGM/FGA	PERCENT	RESULTS
Cairo Santos	1-1	100.0	44G
<b>TOTAL</b>	<b>1-1</b>	<b>100.0</b>	

**GREEN BAY PACKERS**

PASSING	ATT	CP	YDS	SK/YD	TD	LG	INT	RTG
Aaron Rodgers	25	19	234	3/23	2	55	0	131.1
<b>TOTAL</b>	<b>25</b>	<b>19</b>	<b>234</b>	<b>3/23</b>	<b>2</b>	<b>55</b>	<b>0</b>	<b>131.1</b>

RUSHING	ATT	YDS	AVG	LG	TD
Aaron Jones	15	132	8.8	36	1
AJ Dillon	18	61	3.4	11	0
Aaron Rodgers	5	10	2.0	7	0
<b>TOTAL</b>	<b>38</b>	<b>203</b>	<b>5.3</b>	<b>36</b>	<b>1</b>

RECEIVING	NO	YDS	AVG	LG	TD
Sammy Watkins	3	93	31.0	55	0
Aaron Jones	3	38	12.7	15	1
Randall Cobb	3	37	12.3	20	0
Christian Watson	3	9	3.0	9	0
Romeo Doubs	2	27	13.5	20	0
Allen Lazard	2	13	6.5	8	1
Robert Tonyan	2	11	5.5	9	0
AJ Dillon	1	6	6.0	6	0
<b>TOTAL</b>	<b>19</b>	<b>234</b>	<b>12.3</b>	<b>55</b>	<b>2</b>

TOP DEFENSE	TOT	SOLO	AST	SCK	YDS	INT
Preston Smith	7	4	3	2.0	15.0	0
Darnell Savage	6	6	0	0.0	0.0	0
Dean Lowry	5	4	1	0.0	0.0	0

FIELD GOALS	FGM/FGA	PERCENT	RESULTS
Mason Crosby	2-2	100.0	40G, 28G
<b>TOTAL</b>	<b>2-2</b>	<b>100.0</b>	

**Team Statistics**

	Bears	Packers
First Downs	11	26
3rd-Down Eff. (Made/Att/Pct)	1/7/14%	5/9/56%
4th-Down Eff. (Made/Att/Pct)	0/1/0%	0/0/0%
Total Net Yards	228	414
Total Plays	41	66
Yards Per Play	5.6	6.3
Rushes/Net Yards	27/180	38/203
Net Passing	48	211
Pass Attempts/Completions	11/7	25/19
Had Intercepted	1	0
Sacked/Yards Lost	3/22	3/23
Punts/Average	4/49.5	2/61.0
Penalties/Yards	7/50	3/25
Fumbles/Lost	1/0	3/1
Possession Time	22:45	37:15

## WEEK 3

## GREEN BAY 14, TAMPA BAY 12

Raymond James Stadium, Sunday, Sept. 25, 2022. Attendance: 69,197. Time: 3:00. Weather: 88° F, Humidity: 58 percent, Wind: N 5 mph.

TAMPA, Fla. (AP) — Aaron Rodgers and the Green Bay Packers did just enough to beat Tom Brady and the short-handed Tampa Bay Buccaneers. The NFL MVP threw for 255 yards and two touchdowns, and the Packers withstood a late rally led by Brady to hold off the Bucs for a 14-12 victory in the first meeting between the teams since Tampa Bay won the NFC title game two seasons ago. Rodgers tossed TD passes of 5 yards to Romeo Doubs and 6 yards to Allen Lazard on his team's first two possessions, while the Bucs' offense spluttered much of the day without star receivers Mike Evans, Chris Godwin and Julio Jones. Tampa Bay's bid to force overtime with a two-point conversion was thwarted, first by a delay-of-game penalty and then an incomplete pass that was tipped by Packers linebacker De'Vondre Campbell, who also had 14 tackles.

## Tampa Bay Buccaneers Starters

OFFENSE	DEFENSE
WR 17 R. Gage Jr.	OLB 58 S. Barrett
TE 41 K. Kieft	DL 92 W. Gholston
LT 73 B. Walton	DL 56 R. Nunez-Roches
LG 67 L. Goedeke	NT 50 V. Vea
C 70 R. Hainsey	OLB 9 J. Tryon-Shoyinka
RG 69 S. Mason	ILB 45 D. White
RT 78 T. Wirts	ILB 54 L. David
WR 16 B. Perriman	CB 35 J. Dean
WR 10 S. Miller	CB 24 C. Davis III
QB 12 T. Brady	S 31 A. Winfield Jr.
RB 7 L. Fournette	S 32 M. Edwards

## Green Bay Packers Starters

OFFENSE	DEFENSE
WR 13 A. Lazard	DE 94 D. Lowry
LT 69 D. Bakhtiani	NT 97 K. Clark
LG 76 J. Runyan	DE 90 J. Reed
C 71 J. Myers	OLB 91 P. Smith
RG 70 R. Newman	ILB 59 D. Campbell
RT 74 E. Jenkins	OLB 52 R. Gary
TE 89 M. Lewis	CB 23 J. Alexander
TE 85 R. Tonyan	CB 21 E. Stokes
WR 87 R. Doubs	CB 29 R. Douglas
QB 12 A. Rodgers	S 31 A. Amos
RB 33 A. Jones	S 26 D. Savage

## SCORING DRIVES

TEAM	QTR	TIME	SCORING PLAY	GB	TB
Buccaneers	1	09:05	R. Succop 45 yd. Field Goal (10-48, 5:55)	0	3
Packers	1	03:01	R. Doubs 5 yd. pass from A. Rodgers (M. Crosby kick) (10-75, 6:04)	7	3
Packers	2	08:44	A. Lazard 6 yd. pass from A. Rodgers (M. Crosby kick) (12-71, 6:49)	14	3
Buccaneers	3	06:22	R. Succop 45 yd. Field Goal (5-20, 1:30)	14	6
Buccaneers	4	00:14	R. Gage 1 yd. pass from T. Brady (pass failed) (13-89, 2:50)	14	12

## GREEN BAY PACKERS

PASSING	ATT	CP	YDS	SK/YD	TD	LG	INT	RTG
Aaron Rodgers	35	27	255	1/7	2	40	1	103.9
<b>TOTAL</b>	<b>35</b>	<b>27</b>	<b>255</b>	<b>1/7</b>	<b>2</b>	<b>40</b>	<b>1</b>	<b>103.9</b>

RUSHING	ATT	YDS	AVG	LG	TD
Aaron Jones	12	36	3.0	10	0
AJ Dillon	12	32	2.7	7	0
Aaron Rodgers	1	-1	-1.0	-1	0
<b>TOTAL</b>	<b>25</b>	<b>67</b>	<b>2.7</b>	<b>10</b>	<b>0</b>

RECEIVING	NO	YDS	AVG	LG	TD
Romeo Doubs	8	73	9.1	21	1
Robert Tonyan	6	37	6.2	9	0
Allen Lazard	4	45	11.3	26	1
Aaron Jones	3	11	3.7	8	0
Randall Cobb	2	57	28.5	40	0
Tyler Davis	2	26	13.0	23	0
AJ Dillon	2	6	3.0	7	0
<b>TOTAL</b>	<b>27</b>	<b>255</b>	<b>9.4</b>	<b>40</b>	<b>2</b>

TOP DEFENSE	TOT	SOLO	AST	SCK	YDS	INT
De'Vondre Campbell	14	8	6	0.0	0.0	0
Rasul Douglas	8	8	0	0.0	0.0	0
Keisean Nixon	6	5	1	0.0	0.0	0

FIELD GOALS	FGM/FGA	PERCENT	RESULTS
No Field Goals			

## TAMPA BAY BUCCANEERS

PASSING	ATT	CP	YDS	SK/YD	TD	LG	INT	RTG
Tom Brady	42	31	271	3/20	1	25	0	98.4
<b>TOTAL</b>	<b>42</b>	<b>31</b>	<b>271</b>	<b>3/20</b>	<b>1</b>	<b>25</b>	<b>0</b>	<b>98.4</b>

RUSHING	ATT	YDS	AVG	LG	TD
Leonard Fournette	12	35	2.9	6	0
Breshad Perriman	1	0	0.0	0	0
Tom Brady	1	-1	-1.0	-1	0
<b>TOTAL</b>	<b>14</b>	<b>34</b>	<b>2.4</b>	<b>6</b>	<b>0</b>

RECEIVING	NO	YDS	AVG	LG	TD
Russell Gage Jr.	12	87	7.3	15	1
Cameron Brate	5	52	10.4	19	0
Leonard Fournette	5	35	7.0	17	0
Breshad Perriman	3	44	14.7	24	0
Cole Beasley	3	12	4.0	5	0
Jaelon Darden	1	25	25.0	25	0
Kyle Rudolph	1	12	12.0	12	0
Scotty Miller	1	4	4.0	4	0
<b>TOTAL</b>	<b>31</b>	<b>271</b>	<b>8.7</b>	<b>25</b>	<b>1</b>

TOP DEFENSE	TOT	SOLO	AST	SCK	YDS	INT
Mike Edwards	13	9	4	0.0	0.0	0
Lavonte David	7	3	4	0.0	0.0	0
Antoine Winfield Jr.	6	6	0	0.0	0.0	0

FIELD GOALS	FGM/FGA	PERCENT	RESULTS
Ryan Succop	2-2	100.0	45G, 45G
<b>TOTAL</b>	<b>2-2</b>	<b>100.0</b>	

## Team Statistics

	Packers	Buccaneers
First Downs	14	19
3rd-Down Eff. (Made/Att/Pct)	6/15/40%	2/11/18%
4th-Down Eff. (Made/Att/Pct)	0/0/0%	1/1/100%
Total Net Yards	315	285
Total Plays	61	59
Yards Per Play	5.2	4.8
Rushes/Net Yards	25/67	14/34
Net Passing	248	251
Pass Attempts/Completions	35/27	42/31
Had Intercepted	1	0
Sacked/Yards Lost	1/7	3/20
Punts/Average	7/48.4	6/49.5
Penalties/Yards	8/65	6/40
Fumbles/Lost	2/1	3/2
Possession Time	33:25	26:35

Lambeau Field, Sunday, Oct. 2, 2022. Attendance: 78,317. Time: 3:21. Weather: 66° F, Humidity: 54 percent, Wind: NE 10 mph.

GREEN BAY, Wis. (AP) — Aaron Rodgers rebounded from a tough start and helped the Green Bay Packers spoil Bailey Zappe's unexpected NFL debut with the New England Patriots. Rodgers threw two second-half touchdown passes and led an overtime drive that resulted in Mason Crosby's 31-yard field goal as time expired, lifting the Packers to a 27-24 victory on Sunday. The dramatic finish came after Rodgers went 4 of 11 for 44 yards for an 11.2 passer rating in a first-half performance that included New England's Jack Jones scoring on a 40-yard interception return, lifting the Patriots to a 10-7 halftime lead. After the Packers forced a three-and-out and the Patriots punted, Green Bay marched 77 yards in a 12-play drive that lasted nearly seven minutes before Crosby made his winning kick. Aaron Jones rushed for 110 yards to lead Green Bay's 199-yard attack on the ground. Allen Lazard had six catches for 116 yards.

**New England Patriots Starters**

OFFENSE		DEFENSE	
WR 83	L. Humphrey	DL 91	D. Wise Jr.
LT 77	T. Brown	DL 92	D. Godchaux
LG 69	C. Strange	DL 90	C. Barmore
C 60	D. Andrews	LB 9	M. Judon
RG 71	M. Onwenu	LB 8	J. Bentley
RT 76	I. Wynn	LB 30	M. Wilson Sr.
TE 81	J. Smith	CB 31	J. Jones
WR 15	N. Agholor	CB 13	J. Jones
WR 1	D. Parker	S 23	K. Dugger
QB 5	B. Hoyer	S 32	D. McCourty
RB 37	D. Harris	DB 21	A. Phillips

**Green Bay Packers Starters**

OFFENSE		DEFENSE	
WR 13	A. Lazard	DE 94	D. Lowry
LT 69	D. Bakhtiari	NT 97	K. Clark
LG 76	J. Runyan	OLB 91	P. Smith
C 71	J. Myers	ILB 59	D. Campbell
RG 70	R. Newman	ILB 7	Q. Walker
RT 74	E. Jenkins	OLB 52	R. Gary
TE 89	M. Lewis	CB 29	R. Douglas
WR 87	R. Doubs	CB 21	E. Stokes
QB 12	A. Rodgers	CB 25	K. Nixon
RB 28	A. Dillon	S 31	A. Amos
RB 33	A. Jones	S 26	D. Savage

**SCORING DRIVES**

TEAM	QTR	TIME	SCORING PLAY	NE	GB
Patriots	1	09:45	N. Folk 37 yd. Field Goal (10-56, 5:15)		3 0
Packers	2	13:00	C. Watson 15 yd. run (M. Crosby kick) (6-50, 3:03)		10 7
Patriots	2	00:13	Ja. Jones 40 yd. interception return (N. Folk kick)		10 7
Packers	3	09:20	R. Tonyan 20 yd. pass from A. Rodgers (M. Crosby kick) (10-81, 5:40)		10 14
Patriots	3	04:52	D. Parker 25 yd. pass from B. Zappe (N. Folk kick) (7-75, 4:28)		17 14
Packers	3	00:05	M. Crosby 38 yd. Field Goal (8-59, 4:47)		17 17
Patriots	4	11:14	D. Harris 5 yd. run (N. Folk kick) (7-66, 3:51)		24 17
Packers	4	06:14	R. Doubs 13 yd. pass from A. Rodgers (M. Crosby kick) (9-75, 5:00)		24 24
Packers	OT	00:00	M. Crosby 31 yd. Field Goal (12-77, 6:47)		24 27

**NEW ENGLAND PATRIOTS**

PASSING	ATT	CP	YDS	SK/YD	TD	LG	INT	RTG
Bailey Zappe	15	10	99	3/24	1	25t	0	107.4
Brian Hoyer	6	5	37	1/8	0	27	0	92.4
<b>TOTAL</b>	<b>21</b>	<b>15</b>	<b>136</b>	<b>4/32</b>	<b>1</b>	<b>27</b>	<b>0</b>	<b>104.5</b>

RUSHING	ATT	YDS	AVG	LG	TD
Damien Harris	18	86	4.8	14	1
Rhamondre Stevenson	14	66	4.7	17	0
Kendrick Bourne	1	15	15.0	15	0
<b>TOTAL</b>	<b>33</b>	<b>167</b>	<b>5.1</b>	<b>17</b>	<b>1</b>

RECEIVING	NO	YDS	AVG	LG	TD
Rhamondre Stevenson	4	23	5.8	8	0
Nelson Agholor	3	46	15.3	27	0
DeVante Parker	2	24	12.0	25t	1
Kendrick Bourne	2	23	11.5	16	0
Hunter Henry	2	13	6.5	7	0
Lil' Jordan Humphrey	1	9	9.0	9	0
Damien Harris	1	-2	-2.0	-2	0
<b>TOTAL</b>	<b>15</b>	<b>136</b>	<b>9.1</b>	<b>27</b>	<b>1</b>

TOP DEFENSE	TOT	SOLO	AST	SCK	YDS	INT
Ja Whaurin Bentley	10	3	7	0.0	0.0	0
Adrian Phillips	8	6	2	0.0	0.0	0
Jahiani Taval	8	5	3	0.0	0.0	0

FIELD GOALS	FGM/FGA	PERCENT	RESULTS
Nick Folk	1-1	100.0	37G
<b>TOTAL</b>	<b>1-1</b>	<b>100.0</b>	

**GREEN BAY PACKERS**

PASSING	ATT	CP	YDS	SK/YD	TD	LG	INT	RTG
Aaron Rodgers	35	21	251	1/7	2	32	1	89.1
<b>TOTAL</b>	<b>35</b>	<b>21</b>	<b>251</b>	<b>1/7</b>	<b>2</b>	<b>32</b>	<b>1</b>	<b>89.1</b>

RUSHING	ATT	YDS	AVG	LG	TD
Aaron Jones	16	110	6.9	20	0
AJ Dillon	17	73	4.3	13	0
Christian Watson	1	15	15.0	15t	1
Aaron Rodgers	1	1	1.0	1	0
<b>TOTAL</b>	<b>35</b>	<b>199</b>	<b>5.7</b>	<b>20</b>	<b>1</b>

RECEIVING	NO	YDS	AVG	LG	TD
Allen Lazard	6	116	19.3	32	0
Romeo Doubs	5	47	9.4	16	1
Randall Cobb	3	42	14.0	24	0
Aaron Jones	3	5	1.7	4	0
Robert Tonyan	2	22	11.0	20t	1
AJ Dillon	1	11	11.0	11	0
Christian Watson	1	8	8.0	8	0
<b>TOTAL</b>	<b>21</b>	<b>251</b>	<b>12.0</b>	<b>32</b>	<b>2</b>

TOP DEFENSE	TOT	SOLO	AST	SCK	YDS	INT
Jarran Reed	8	4	4	1.0	9.0	0
De'Vondre Campbell	7	6	1	0.0	0.0	0
Rudy Ford	7	6	1	0.0	0.0	0

FIELD GOALS	FGM/FGA	PERCENT	RESULTS
Mason Crosby	2-2	100.0	38G, 31G
<b>TOTAL</b>	<b>2-2</b>	<b>100.0</b>	

**Team Statistics**

	Patriots	Packers
First Downs	17	24
3rd-Down Eff. (Made/Att/Pct)	3/11/27%	6/14/43%
4th-Down Eff. (Made/Att/Pct)	0/0/0%	1/1/100%
Total Net Yards	271	443
Total Plays	58	71
Yards Per Play	4.7	6.2
Rushes/Net Yards	33/167	35/199
Net Passing	104	244
Pass Attempts/Completions	21/15	35/21
Had Intercepted	0	1
Sacked/Yards Lost	4/32	1/7
Punts/Average	7/44.9	5/42.0
Penalties/Yards	7/75	4/40
Fumbles/Lost	1/1	2/1
Possession Time	33:11	36:49

## WEEK 5

## N.Y. GIANTS 27, GREEN BAY 22

Tottenham Hotspur Stadium, Sunday, Oct. 9, 2022. Attendance: 61,024. Time: 2:59. Weather: 64° F, Humidity: 48 percent, Wind: S 10 mph.

LONDON — Daniel Jones and Saquon Barkley spoiled the Green Bay Packers' international debut. Aaron Rodgers and the Packers set the stage by jumping out to an early lead over the New York Giants. Barkley took a direct snap and ran for a 2-yard touchdown in the fourth quarter to cap New York's comeback. Rodgers then drove the Packers to the Giants' 6-yard line, but his pass on fourth-and-1 was swatted down at the line of scrimmage by safety Xavier McKinney with just over a minute left. The Giants (4-1) scored 17 unanswered points in the second half as Jones, playing on a sprained ankle, led three scoring drives to erase a 20-10 halftime deficit. Rodgers threw for 222 yards and two touchdowns, but couldn't get any points on the board in the second half. Rodgers connected with Allen Lazard and Mercedes Lewis for first-half scoring strikes. Randall Cobb led Green Bay with seven receptions for 99 yards.

## New York Giants Starters

OFFENSE		DEFENSE	
WR 13	D. Sills V	DL 71	J. Ellis
WR 84	M. Johnson	DL 97	D. Lawrence II
TE 82	D. Bellinger	DL 93	N. Williams
LT 78	A. Thomas	DE 55	J. Ward
LG 68	B. Bredeson	RUSH 5	K. Thibodeaux
C 76	J. Feliciano	MLB 48	T. Crowder
RG 64	M. Glowinski	WILL 54	J. Smith
RT 73	E. Neal	LCB 22	A. Jackson
QB 8	D. Jones	RCB 37	F. Moreau
FB 85	C. Myarick	SS 20	J. Love
RB 26	S. Barkley	FS 29	X. McKinney

## Green Bay Packers Starters

OFFENSE		DEFENSE	
WR 13	A. Lazard	DE 94	D. Lowry
LT 69	D. Bakhtiari	NT 97	K. Clark
LG 76	J. Runyan	DE 90	J. Reed
C 71	J. Myers	OLB 91	P. Smith
RG 70	R. Newman	ILB 59	D. Campbell
RT 74	E. Jenkins	ILB 7	Q. Walker
TE 89	M. Lewis	OLB 52	R. Gary
TE 84	T. Davis	CB 23	J. Alexander
WR 87	R. Doubs	CB 21	E. Stokes
QB 12	A. Rodgers	S 31	A. Amos
RB 33	A. Jones	S 26	D. Savage

## SCORING DRIVES

TEAM	QTR	TIME	SCORING PLAY	NYG	GB
Packers	1	11:05	M. Crosby 46 yd. Field Goal (9-49, 3:55)	0	3
Packers	1	03:19	A. Lazard 4 yd. pass from A. Rodgers (M. Crosby kick) (5-60, 2:15)	0	10
Giants	1	00:09	G. Gano 48 yd. Field Goal (8-45, 3:10)	3	10
Packers	2	07:25	M. Lewis 2 yd. pass from A. Rodgers (M. Crosby kick) (13-75, 7:44)	3	17
Giants	2	01:15	D. Bellinger 2 yd. run (G. Gano kick) (11-86, 6:10)	10	17
Packers	2	00:00	M. Crosby 48 yd. Field Goal (8-45, 1:15)	10	20
Giants	3	07:57	G. Gano 37 yd. Field Goal (11-56, 7:03)	13	20
Giants	4	10:08	G. Brightwell 2 yd. run (G. Gano kick) (15-91, 8:07)	20	20
Giants	4	06:08	S. Barkley 2 yd. run (G. Gano kick) (6-60, 3:34)	27	20
Packers	4	00:11	J. Gillan 0B in end zone, forced by J. Deguara, for a Safety	27	22

## NEW YORK GIANTS

PASSING	ATT	CP	YDS	SK/YD	TD	LG	INT	RTG
Daniel Jones	27	21	217	1/4	0	41	0	100.2
<b>TOTAL</b>	<b>27</b>	<b>21</b>	<b>217</b>	<b>1/4</b>	<b>0</b>	<b>41</b>	<b>0</b>	<b>100.2</b>

RUSHING	ATT	YDS	AVG	LG	TD
Saquon Barkley	13	70	5.4	40	1
Daniel Jones	10	37	3.7	14	0
Matt Breida	4	14	3.5	10	0
Gary Brightwell	2	5	2.5	3	1
Daniel Bellinger	1	2	2.0	2t	1
Jamie Gillan	1	-3	-3.0	-3	0
<b>TOTAL</b>	<b>31</b>	<b>125</b>	<b>4.0</b>	<b>40</b>	<b>3</b>

RECEIVING	NO	YDS	AVG	LG	TD
Dariusz Stayton	6	79	13.2	26	0
Saquon Barkley	3	36	12.0	41	0
Marcus Johnson	3	35	11.7	16	0
Daniel Bellinger	2	22	11.0	11	0
Richie James	2	16	8.0	15	0
Matt Breida	2	13	6.5	13	0
David Sills V	2	12	6.0	7	0
Chris Myarick	1	4	4.0	4	0
<b>TOTAL</b>	<b>21</b>	<b>217</b>	<b>10.3</b>	<b>41</b>	<b>0</b>

TOP DEFENSE	TOT	SOLO	AST	SCK	YDS	INT
Adoree' Jackson	7	5	2	0.0	0.0	0
Julian Love	6	5	1	0.0	0.0	0
Jaylon Smith	6	2	4	0.0	0.0	0

FIELD GOALS	FGM/FGA	PERCENT	RESULTS
Graham Gano	2-2	100.0	48G, 37G
<b>TOTAL</b>	<b>2-2</b>	<b>100.0</b>	

## GREEN BAY PACKERS

PASSING	ATT	CP	YDS	SK/YD	TD	LG	INT	RTG
Aaron Rodgers	39	25	222	2/15	2	35	0	96.3
<b>TOTAL</b>	<b>39</b>	<b>25</b>	<b>222</b>	<b>2/15</b>	<b>2</b>	<b>35</b>	<b>0</b>	<b>96.3</b>

RUSHING	ATT	YDS	AVG	LG	TD
Aaron Jones	13	63	4.8	11	0
AJ Dillon	6	34	5.7	11	0
Christian Watson	1	-3	-3.0	-3	0
<b>TOTAL</b>	<b>20</b>	<b>94</b>	<b>4.7</b>	<b>11</b>	<b>0</b>

RECEIVING	NO	YDS	AVG	LG	TD
Randall Cobb	7	99	14.1	35	0
Allen Lazard	4	35	8.8	17	1
Robert Tonyan	4	23	5.8	14	0
Romeo Doubs	3	29	9.7	22	0
Josiah Deguara	2	19	9.5	12	0
Aaron Jones	2	17	8.5	9	0
Mercedes Lewis	1	2	2.0	2t	1
Christian Watson	1	1	1.0	1	0
Tyler Davis	1	-3	-3.0	-3	0
<b>TOTAL</b>	<b>25</b>	<b>222</b>	<b>8.9</b>	<b>35</b>	<b>2</b>

TOP DEFENSE	TOT	SOLO	AST	SCK	YDS	INT
Quay Walker	8	5	3	0.0	0.0	0
Eric Stokes	6	5	1	0.0	0.0	0
De'Vondre Campbell	5	5	0	0.0	0.0	0

FIELD GOALS	FGM/FGA	PERCENT	RESULTS
Mason Crosby	2-2	100.0	46G, 48G
<b>TOTAL</b>	<b>2-2</b>	<b>100.0</b>	

## Team Statistics

	Giants	Packers
First Downs	24	22
3rd-Down Eff. (Made/Att/Pct)	6/11/55%	4/10/40%
4th-Down Eff. (Made/Att/Pct)	0/1/0%	0/1/0%
Total Net Yards	338	301
Total Plays	59	61
Yards Per Play	5.7	4.9
Rushes/Net Yards	31/125	20/94
Net Passing	213	207
Pass Attempts/Completions	27/21	39/25
Had Intercepted	0	0
Sacked/Yards Lost	1/4	2/15
Punts/Average	2/50.0	3/41.3
Penalties/Yards	6/63	7/37
Fumbles/Lost	1/0	2/0
Possession Time	32:11	27:49



Lambeau Field, Sunday, Oct. 16, 2022. Attendance: 78,343. Time: 3:05. Weather: 49° F, Humidity: 64 percent, Wind: W 12 mph.

GREEN BAY, Wis. — Breece Hall, Quinnen Williams and the young New York Jets are making a convincing statement to the rest of the NFL. Hall ran for 116 yards, including a 34-yard touchdown, and Williams had two of New York's four sacks against Aaron Rodgers as the Jets won their third straight, 27-10, over the Green Bay Packers on Sunday. Green Bay (3-3) lost consecutive regular-season games within the same season for the first time since coach Matt LaFleur's arrival in 2019. Jets WR Braxton Berrios gave the Jets the lead by scoring on a 20-yard end-around. After New York stopped Green Bay on its next possession, DE Michael Clemons blocked a punt and S Will Parks got the ball and raced 20 yards into the end zone. The Packers got back in the game as Rodgers threw a 25-yard touchdown pass to WR Allen Lazard late in the third quarter. Hall scored on his 34-yard burst to open the fourth quarter to make it 24-10. Rodgers finished 26 of 41 for 246 yards with a touchdown.

New York Jets Starters

OFFENSE		DEFENSE	
WR 8	E. Moore	EDGE 91	J. Franklin-Myers
LT 71	D. Brown	DL 98	S. Rankins
LG 78	L. Tomlinson	DL 95	O. Williams
C 60	C. McGovern	EDGE 58	C. Lawson
RG 65	N. Herbig	LB 56	O. Williams
RT 75	A. Vera-Tucker	LB 57	C. Mosley
TE 83	T. Conklin	LB 9	K. Alexander
TE 87	C. Uzomah	CB 4	D. Reed
WR 84	C. Davis	CB 1	S. Gardner
QB 2	Z. Wilson	S 29	L. Joyner
RB 20	B. Hall	S 3	J. Whitehead

Green Bay Packers Starters

OFFENSE		DEFENSE	
WR 13	A. Lazard	DE 94	D. Lowry
LT 69	D. Bakhtiari	NT 97	K. Clark
LG 76	J. Runyan	DE 90	J. Reed
C 71	J. Myers	OLB 91	P. Smith
RG 70	R. Newman	ILB 59	D. Campbell
RT 74	E. Jenkins	ILB 7	Q. Walker
TE 89	M. Lewis	OLB 52	R. Gary
WR 87	R. Doubs	CB 23	J. Alexander
QB 12	A. Rodgers	CB 21	E. Stokes
RB 28	A. Dillon	S 31	A. Amos
RB 33	A. Jones	S 26	D. Savage

SCORING DRIVES

TEAM	QTR	TIME	SCORING PLAY	NYJ	GB
Jets	2	05:46	G. Zuerlein 32 yd. Field Goal (6-20, 2:58)	3	0
Packers	2	00:00	M. Crosby 29 yd. Field Goal (6-46, 0:31)	3	3
Jets	3	08:11	B. Berrios 20 yd. run (G. Zuerlein kick) (4-74, 2:10)	10	3
Jets	3	05:43	W. Parks 20 yd. return of blocked punt (G. Zuerlein kick)	17	3
Packers	3	02:35	A. Lazard 25 yd. pass from A. Rodgers (M. Crosby kick) (6-75, 3:08)	17	10
Jets	4	14:52	Br. Hall 34 yd. run (G. Zuerlein kick) (6-66, 2:43)	24	10
Jets	4	02:34	G. Zuerlein 23 yd. Field Goal (13-58, 6:38)	27	10

NEW YORK JETS

PASSING	ATT	CP	YDS	SK/YD	TD	LG	INT	RTG
Zach Wilson	18	10	110	2/11	0	41	0	73.8
<b>TOTAL</b>	<b>18</b>	<b>10</b>	<b>110</b>	<b>2/11</b>	<b>0</b>	<b>41</b>	<b>0</b>	<b>73.8</b>

RUSHING	ATT	YDS	AVG	LG	TD
Breece Hall	20	116	5.8	34t	1
Michael Carter	6	41	6.8	25	0
Braxton Berrios	1	20	20.0	20t	1
Zach Wilson	5	1	0.2	4	0
Tyler Conklin	1	1	1.0	1	0
<b>TOTAL</b>	<b>33</b>	<b>179</b>	<b>5.4</b>	<b>34t</b>	<b>2</b>

RECEIVING	NO	YDS	AVG	LG	TD
Corey Davis	2	52	26.0	41	0
C.J. Uzomah	2	17	8.5	14	0
Breece Hall	2	5	2.5	3	0
Tyler Conklin	1	16	16.0	16	0
Garrett Wilson	1	8	8.0	8	0
Braxton Berrios	1	6	6.0	6	0
Michael Carter	1	6	6.0	6	0
<b>TOTAL</b>	<b>10</b>	<b>110</b>	<b>11.0</b>	<b>41</b>	<b>0</b>

TOP DEFENSE	TOT	SOLO	AST	SCK	YDS	INT
Quincy Williams	14	8	6	0.0	0.0	0
C.J. Mosley	11	7	4	0.0	0.0	0
Jordan Whitehead	7	5	2	0.0	0.0	0

FIELD GOALS	FGM/FGA	PERCENT	RESULTS
Greg Zuerlein	2-3	66.7	32G, 53WL, 23G
<b>TOTAL</b>	<b>2-3</b>	<b>66.0</b>	

GREEN BAY PACKERS

PASSING	ATT	CP	YDS	SK/YD	TD	LG	INT	RTG
Aaron Rodgers	41	26	246	4/36	1	35	0	88.1
Jordan Love	4	2	8	0/0	0	8	0	56.2
<b>TOTAL</b>	<b>45</b>	<b>28</b>	<b>254</b>	<b>4/36</b>	<b>1</b>	<b>35</b>	<b>0</b>	<b>84.9</b>

RUSHING	ATT	YDS	AVG	LG	TD
AJ Dillon	10	41	4.1	19	0
Aaron Jones	9	19	2.1	7	0
Aaron Rodgers	1	0	0.0	0	0
<b>TOTAL</b>	<b>20</b>	<b>60</b>	<b>3.0</b>	<b>19</b>	<b>0</b>

RECEIVING	NO	YDS	AVG	LG	TD
Robert Tonyan	10	90	9.0	16	0
Allen Lazard	4	76	19.0	35	1
Romeo Doubs	4	21	5.3	8	0
AJ Dillon	4	11	2.8	7	0
Aaron Jones	3	25	8.3	14	0
Amari Rodgers	1	14	14.0	14	0
Josiah Deguara	1	9	9.0	9	0
Randall Cobb	1	8	8.0	8	0
<b>TOTAL</b>	<b>28</b>	<b>254</b>	<b>9.1</b>	<b>35</b>	<b>1</b>

TOP DEFENSE	TOT	SOLO	AST	SCK	YDS	INT
De'Vondre Campbell	8	3	5	0.0	0.0	0
Adrian Amos	6	4	2	0.0	0.0	0
Quay Walker	6	3	3	0.0	0.0	0

FIELD GOALS	FGM/FGA	PERCENT	RESULTS
Mason Crosby	1-2	50.0	47B, 29G
<b>TOTAL</b>	<b>1-2</b>	<b>50.0</b>	

Team Statistics

	Jets	Packers
First Downs	14	15
3rd-Down Eff. (Made/Att/Pct)	1/11/9%	4/16/25%
4th-Down Eff. (Made/Att/Pct)	0/0/0%	1/4/25%
Total Net Yards	278	278
Total Plays	53	69
Yards Per Play	5.2	4.0
Rushes/Net Yards	33/179	20/60
Net Passing	99	218
Pass Attempts/Completions	18/10	45/28
Had Intercepted	0	0
Sacked/Yards Lost	2/11	4/36
Punts/Average	6/44.7	6/40.7
Penalties/Yards	7/79	7/42
Fumbles/Lost	0/0	2/1
Possession Time	28:48	31:12

## WEEK 7

## WASHINGTON 23, GREEN BAY 21

FedEx Field, Sunday, Oct. 23, 2022. Attendance: 60,427. Time: 3:21. Weather: 62° F, Humidity: 66 percent, Wind: N 7 mph.

LANDOVER, Md. — Aaron Rodgers finished the game face down on the turf after sailing a lateral out of bounds on a frantic, failed final play. Rodgers and the offense sputtered, penalties piled up at the most inopportune moments and the Packers lost their third game in a row, 23-21, to the Washington Commanders on Sunday for their longest skid since 2018. Nursing a sore thumb, Rodgers was 23 of 35 for 194 yards and the Packers went 0 of 6 on third down. Green Bay (3-4) had just 232 total yards of offense to Washington's 364. The negatives outweighed the few positives: a 63-yard pick-6 of Taylor Heinicke by DeVondre Campbell and two touchdown passes from Rodgers to Aaron Jones — the second of which completed a 75-yard drive aided by Washington penalties that pulled the Packers within two with 3:26 left in the fourth quarter and gave them one final chance to end the skid before falling short.

## Washington Commanders Starters

OFFENSE		DEFENSE	
WR 17	T. McLaurin	DE 90	M. Sweat
TE 88	A. Rogers	DT 94	D. Payne
LT 72	C. Leno Jr.	DT 93	J. Allen
LG 68	A. Norwell	DE 96	J. Smith-Williams
C 69	T. Larsen	OLB 52	J. Davis
RG 77	S. Charles	MLB 55	C. Holcomb
RT 78	C. Lucas	CB 29	K. Fuller
TE 85	C. Turner	CB 25	B. St-Juste
WR 15	D. Milne	SS 31	K. Curl
QB 4	T. Heinicke	FS 20	B. McCain
RB 8	B. Robinson Jr.	CB 37	R. Wildgoose

## Green Bay Packers Starters

OFFENSE		DEFENSE	
WR 13	A. Lazard	DE 94	D. Lowry
LT 50	Z. Tom	NT 97	K. Clark
LG 74	E. Jenkins	DE 90	J. Reed
C 71	J. Myers	OLB 91	P. Smith
RG 76	J. Rnyjan	ILB 59	D. Campbell
RT 73	Y. Nijman	ILB 7	Q. Walker
TE 89	M. Lewis	OLB 52	R. Gary
WR 87	R. Doubs	CB 23	J. Alexander
WR 83	S. Toure	CB 21	E. Stokes
QB 12	A. Rodgers	S 31	A. Amos
RB 33	A. Jones	S 26	D. Savage

## SCORING DRIVES

TEAM	QTR	TIME	SCORING PLAY	GB	WAS
Packers	1	06:38	A. Jones 4 yd. pass from A. Rodgers (M. Crosby kick) (7-42, 4:22)	7	0
Commanders	1	02:04	J. Slye 22 yd. Field Goal (6-14, 2:51)	7	3
Packers	2	13:29	D. Campbell 63 yd. interception return (M. Crosby kick)	14	3
Commanders	2	07:21	A. Gibson 9 yd. pass from T. Heinicke (J. Slye kick) (12-83, 6:08)	14	10
Commanders	3	11:49	T. McLaurin 37 yd. pass from T. Heinicke (J. Slye kick) (5-74, 3:11)	14	17
Commanders	3	00:08	J. Slye 31 yd. Field Goal (16-72, 8:48)	14	20
Commanders	4	06:40	J. Slye 19 yd. Field Goal (9-61, 4:42)	14	23
Packers	4	03:26	A. Jones 21 yd. pass from A. Rodgers (M. Crosby kick) (8-75, 3:14)	21	23

## GREEN BAY PACKERS

PASSING	ATT	CP	YDS	SK/YD	TD	LG	INT	RTG
Aaron Rodgers	35	23	194	0/0	2	28	0	99.0
<b>TOTAL</b>	<b>35</b>	<b>23</b>	<b>194</b>	<b>0/0</b>	<b>2</b>	<b>28</b>	<b>0</b>	<b>99.0</b>

RUSHING	ATT	YDS	AVG	LG	TD
Aaron Jones	8	23	2.9	8	0
AJ Dillon	4	15	3.8	7	0
<b>TOTAL</b>	<b>12</b>	<b>38</b>	<b>3.2</b>	<b>8</b>	<b>0</b>

RECEIVING	NO	YDS	AVG	LG	TD
Aaron Jones	9	53	5.9	21t	2
Allen Lazard	6	55	9.2	17	0
Robert Tonyan	3	32	10.7	21	0
Sammy Watkins	2	36	18.0	28	0
Amari Rodgers	2	14	7.0	11	0
Samori Toure	1	4	4.0	4	0
<b>TOTAL</b>	<b>23</b>	<b>194</b>	<b>8.4</b>	<b>28</b>	<b>2</b>

TOP DEFENSE	TOT	SOLO	AST	SCK	YDS	INT
Quay Walker	13	6	7	0.0	0.0	0
DeVondre Campbell	12	7	5	0.0	0.0	1
Rasul Douglas	10	5	5	0.0	0.0	0

FIELD GOALS	FGM/FGA	PERCENT	RESULTS
	No Field Goals		

## WASHINGTON COMMANDERS

PASSING	ATT	CP	YDS	SK/YD	TD	LG	INT	RTG
Taylor Heinicke	33	20	201	1/3	2	37t	1	85.5
<b>TOTAL</b>	<b>33</b>	<b>20</b>	<b>201</b>	<b>1/3</b>	<b>2</b>	<b>37t</b>	<b>1</b>	<b>85.5</b>

RUSHING	ATT	YDS	AVG	LG	TD
Brian Robinson Jr.	20	73	3.7	24	0
Antonio Gibson	10	59	5.9	20	0
Curtis Samuel	5	26	5.2	16	0
Taylor Heinicke	2	4	2.0	5	0
J.D. McKissic	1	4	4.0	4	0
<b>TOTAL</b>	<b>38</b>	<b>166</b>	<b>4.4</b>	<b>24</b>	<b>0</b>

RECEIVING	NO	YDS	AVG	LG	TD
Terry McLaurin	5	73	14.6	37t	1
Curtis Samuel	5	53	10.6	26	0
Armani Rogers	3	28	9.3	17	0
Antonio Gibson	3	18	6.0	9t	1
Brian Robinson Jr.	2	13	6.5	7	0
Cam Sims	1	12	12.0	12	0
Dax Milne	1	4	4.0	4	0
<b>TOTAL</b>	<b>20</b>	<b>201</b>	<b>10.1</b>	<b>37t</b>	<b>2</b>

TOP DEFENSE	TOT	SOLO	AST	SCK	YDS	INT
Cole Holcomb	9	5	4	0.0	0.0	0
Kamren Curl	7	5	2	0.0	0.0	0
Jamin Davis	5	3	2	0.0	0.0	0

FIELD GOALS	FGM/FGA	PERCENT	RESULTS
Joey Slye	3-4	75.0	22G, 4TRU, 31G, 19G
<b>TOTAL</b>	<b>3-4</b>	<b>75.0</b>	

## Team Statistics

	Packers	Commanders
First Downs	16	22
3rd-Down Eff. (Made/Att/Pct)	0/6/0%	7/16/44%
4th-Down Eff. (Made/Att/Pct)	0/1/0%	0/0/0%
Total Net Yards	232	364
Total Plays	47	72
Yards Per Play	4.9	5.1
Rushes/Net Yards	12/38	38/166
Net Passing	194	198
Pass Attempts/Completions	35/23	33/20
Had Intercepted	0	1
Sacked/Yards Lost	0/0	1/3
Punts/Average	5/41.6	4/48.0
Penalties/Yards	9/69	7/54
Fumbles/Lost	3/1	0/0
Possession Time	22:53	37:07

Highmark Stadium, Sunday, Oct. 30, 2022. Attendance: 70,863. Time: 3:04. Weather: 50° F, Humidity: 57 percent, Wind: SSE 4 mph.

ORCHARD PARK, N.Y. — Bills WR Stefon Diggs had a game-high six catches for 108 yards in a 27-17 win over the Packers, who are off to their worst start eight games into a season under Aaron Rodgers. Bills QB Josh Allen finished 13 of 25 for 218 yards and two touchdowns with two interceptions. Rodgers finished 19 of 30 for 203 yards with two touchdowns and an interception. Rookie WR Romeo Doubs had a 19-yard TD catch in the second quarter, and fellow rookie WR Samori Toure caught a 37-yard TD pass — the second catch of his career — with 6:32 remaining.

**Buffalo Bills Starters**

OFFENSE		DEFENSE	
WR 6	I. McKenzie	EDGE 50	G. Rousseau
WR 13	G. Davis	DT 91	E. Oliver
WR 14	S. Diggs	DT 92	D. Jones
LT 73	D. Dawkins	EDGE 40	V. Miller
LG 76	R. Saffold	SLB 58	M. Milano
C 60	M. Morse	MLB 49	T. Edmunds
RG 71	R. Bates	NCB 7	T. Johnson
RT 77	D. Quessenberry	CB 24	K. Elam
TE 88	D. Knox	CB 30	D. Jackson
QB 17	J. Allen	S 21	J. Poyer
RB 26	D. Singletary	S 3	D. Hamlin

**Green Bay Packers Starters**

OFFENSE		DEFENSE	
WR 11	S. Watkins	DE 94	D. Lowry
LT 69	D. Bakhtiani	NT 97	K. Clark
LG 50	Z. Tom	OLB 91	P. Smith
C 71	J. Myers	ILB 7	Q. Walker
RG 76	J. Runyan	ILB 59	D. Campbell
RT 73	Y. Nijman	OLB 52	R. Gary
TE 89	M. Lewis	CB 21	E. Stokes
WR 9	C. Watson	CB 29	R. Douglas
WR 87	R. Doubs	CB 23	J. Alexander
QB 12	A. Rodgers	S 31	A. Amos
RB 33	A. Jones	S 26	D. Savage

**SCORING DRIVES**

TEAM	QTR	TIME	SCORING PLAY	GB	BUF
Bills	1	03:34	D.Knox 1 yd. pass from J.Allen (T.Bass kick) (8-61, 5:13)	0	7
Bills	2	14:53	S.Diggs 26 yd. pass from J.Allen (T.Bass kick) (4-51, 1:48)	0	14
Packers	2	06:15	R.Doubs 19 yd. pass from A.Rodgers (M.Crosby kick) (12-80, 8:38)	7	14
Bills	2	01:54	I.McKenzie 7 yd. run (T.Bass kick) (8-80, 4:21)	7	21
Bills	2	00:00	T.Bass 42 yd. Field Goal (4-56, 0:53)	7	24
Packers	3	10:20	M.Crosby 38 yd. Field Goal (8-72, 4:40)	10	24
Bills	3	05:59	T.Bass 38 yd. Field Goal (8-51, 4:21)	10	27
Packers	4	06:32	S.Toure 37 yd. pass from A.Rodgers (M.Crosby kick) (8-95, 3:33)	17	27

**GREEN BAY PACKERS**

PASSING	ATT	CP	YDS	SK/YD	TD	LG	INT	RTG
Aaron Rodgers	30	19	203	2/13	2	37	1	91.4
<b>TOTAL</b>	<b>30</b>	<b>19</b>	<b>203</b>	<b>2/13</b>	<b>2</b>	<b>37</b>	<b>1</b>	<b>91.4</b>

RUSHING	ATT	YDS	AVG	LG	TD
Aaron Jones	20	143	7.2	32	0
AJ Dillon	10	54	5.4	27	0
Aaron Rodgers	1	11	11.0	11	0
<b>TOTAL</b>	<b>31</b>	<b>208</b>	<b>6.7</b>	<b>32</b>	<b>0</b>

RECEIVING	NO	YDS	AVG	LG	TD
Robert Tonyan	5	35	7.0	15	0
Romeo Doubs	4	62	15.5	26	1
Aaron Jones	4	14	3.5	7	0
Samori Toure	1	37	37.0	37	1
Amari Rodgers	1	22	22.0	22	0
Christian Watson	1	12	12.0	12	0
Josiah Deguara	1	9	9.0	9	0
AJ Dillon	1	9	9.0	9	0
Sammy Watkins	1	3	3.0	3	0
<b>TOTAL</b>	<b>19</b>	<b>203</b>	<b>10.7</b>	<b>37</b>	<b>2</b>

TOP DEFENSE	TOT	SOLO	AST	SCK	YDS	INT
Rasul Douglas	5	5	0	1.0	0.0	1
Adrian Amos	5	4	1	0.0	0.0	0
Preston Smith	5	4	1	0.0	0.0	0

FIELD GOALS	FGM/FGA	PERCENT	RESULTS
Mason Crosby	1-2	50.0	38G, 55WL
<b>TOTAL</b>	<b>1-2</b>	<b>50.0</b>	

**BUFFALO BILLS**

PASSING	ATT	CP	YDS	SK/YD	TD	LG	INT	RTG
Josh Allen	25	13	218	2/2	2	53	2	75.1
<b>TOTAL</b>	<b>25</b>	<b>13</b>	<b>218</b>	<b>2/2</b>	<b>2</b>	<b>53</b>	<b>2</b>	<b>75.1</b>

RUSHING	ATT	YDS	AVG	LG	TD
Devin Singletary	14	67	4.8	30	0
Josh Allen	6	49	8.2	20	0
James Cook	5	35	7.0	17	0
Isaiah McKenzie	2	2	1.0	7	1
<b>TOTAL</b>	<b>27</b>	<b>153</b>	<b>5.7</b>	<b>30</b>	<b>1</b>

RECEIVING	NO	YDS	AVG	LG	TD
Stefon Diggs	6	108	18.0	53	1
Gabe Davis	2	35	17.5	29	0
Dawson Knox	2	10	5.0	9	1
James Cook	1	41	41.0	41	0
Devin Singletary	1	16	16.0	16	0
Isaiah McKenzie	1	8	8.0	8	0
<b>TOTAL</b>	<b>13</b>	<b>218</b>	<b>16.8</b>	<b>53</b>	<b>2</b>

TOP DEFENSE	TOT	SOLO	AST	SCK	YDS	INT
Tremaine Edmunds	16	13	3	0.0	0.0	0
Damar Hamlin	10	4	6	0.0	0.0	0
Taron Johnson	7	6	1	0.0	0.0	0

FIELD GOALS	FGM/FGA	PERCENT	RESULTS
Tyler Bass	2-2	100.0	42G, 38G
<b>TOTAL</b>	<b>2-2</b>	<b>100.0</b>	

**Team Statistics**

	Packers	Bills
First Downs	21	20
3rd-Down Eff. (Made/Att/Pct)	6/12/50%	2/7/29%
4th-Down Eff. (Made/Att/Pct)	0/2/0%	0/0/0%
Total Net Yards	398	369
Total Plays	63	54
Yards Per Play	6.3	6.8
Rushes/Net Yards	31/208	27/153
Net Passing	190	216
Pass Attempts/Completions	30/19	25/13
Had Intercepted	1	2
Sacked/Yards Lost	2/13	2/2
Punts/Average	2/44.5	2/36.5
Penalties/Yards	8/58	4/35
Fumbles/Lost	0/0	1/0
Possession Time	33:48	26:12

## WEEK 9

## DETROIT 15, GREEN BAY 9

Ford Field, Sunday, Nov. 6, 2022. Attendance: 63,379. Time: 3:07. Weather: Indoors.

DETROIT (AP) — Packers QB Aaron Rodgers matched a career high with three interceptions and threw an incomplete pass on fourth down from the Detroit 17 in the final minute, letting the Lions hold on for a 15-9 win over the Green Bay Packers on Sunday. Detroit tried to seal the victory late in the fourth when Dan Campbell went for it on fourth-and-3 from the Green Bay 43. Lions QB Jared Goff's pass was incomplete. After converting a fourth-and-2 with a lob to WR Samori Toure, who fumbled out of bounds at the Detroit 17, Rodgers threw four straight incomplete passes to end the game. He was 23 of 42 for 291 yards with a TD and three interceptions. WR Allen Lazard caught his fifth touchdown in seven games.

## Detroit Lions Starters

OFFENSE			DEFENSE		
WR 14	A. St. Brown	DL 97	A. Hutchinson		
WR 11	K. Raymond	DL 96	I. Buggs		
LT 68	T. Decker	DL 54	A. McNeill		
LG 73	J. Jackson	DL 93	J. Paschal		
C 77	F. Ragnow	LB 44	M. Rodriguez		
RG 63	E. Brown	LB 34	A. Anzalone		
RT 58	P. Sewell	CB 25	W. Harris		
TE 89	B. Wright	CB 1	J. Okudah		
QB 16	J. Goff	CB 23	M. Hughes		
RB 30	J. Williams	S 31	K. Joseph		
T 70	D. Skipper	S 5	D. Elliott		

## Green Bay Packers Starters

OFFENSE			DEFENSE		
WR 13	A. Lazard	DE 94	D. Lowry		
LT 69	D. Bakhtiari	NT 97	K. Clark		
LG 74	E. Jenkins	DE 90	J. Reed		
C 71	J. Myers	OLB 91	P. Smith		
RG 76	J. Runyan	ILB 58	I. McDuffie		
RT 73	Y. Nijman	ILB 7	Q. Walker		
TE 89	M. Lewis	OLB 52	R. Gary		
WR 9	C. Watson	CB 23	J. Alexander		
WR 87	R. Doubs	CB 21	E. Stokes		
QB 12	A. Rodgers	S 31	A. Amos		
RB 33	A. Jones	S 26	D. Savage		

## SCORING DRIVES

TEAM	QTR	TIME	SCORING PLAY	GB	DET
Lions	2	00:15	S.Zylstra 1 yd. pass from J.Goff (Ja.Williams run) (8-61, 2:20)	0	6
Packers	3	04:53	A.Lazard 20 yd. pass from A.Rodgers (pass failed) (7-54, 3:22)	6	8
Lions	4	14:51	J.Mitchell 3 yd. pass from J.Goff (M.Badgley kick) (13-70, 5:02)	6	15
Packers	4	06:36	M.Crosby 25 yd. Field Goal (14-68, 8:15)	9	15

## GREEN BAY PACKERS

PASSING	ATT	CP	YDS	SK/YD	TD	LG	INT	RTG
Aaron Rodgers	43	23	291	1/8	1	47	3	53.5
<b>TOTAL</b>	<b>43</b>	<b>23</b>	<b>291</b>	<b>1/8</b>	<b>1</b>	<b>47</b>	<b>3</b>	<b>53.5</b>

RUSHING	ATT	YDS	AVG	LG	TD
Aaron Rodgers	4	40	10.0	18	0
AJ Dillon	11	34	3.1	9	0
Aaron Jones	9	25	2.8	9	0
Kylin Hill	1	7	7.0	7	0
<b>TOTAL</b>	<b>25</b>	<b>106</b>	<b>4.2</b>	<b>18</b>	<b>0</b>

RECEIVING	NO	YDS	AVG	LG	TD
Josiah Deguara	5	41	8.2	25	0
Allen Lazard	4	87	21.8	47	1
Robert Tonyan	3	29	9.7	17	0
Samori Toure	2	34	17.0	32	0
Christian Watson	2	24	12.0	18	0
Aaron Jones	2	20	10.0	15	0
AJ Dillon	2	10	5.0	7	0
Marcedes Lewis	1	19	19.0	19	0
Romeo Doubs	1	18	18.0	18	0
Sammy Watkins	1	9	9.0	9	0
<b>TOTAL</b>	<b>23</b>	<b>291</b>	<b>12.7</b>	<b>47</b>	<b>1</b>

TOP DEFENSE	TOT	SOLO	AST	SCK	YDS	INT
Krys Barnes	8	4	4	0.0	0.0	0
Kenny Clark	7	4	3	0.0	0.0	0
Rasul Douglas	5	4	1	0.0	0.0	0

FIELD GOALS	FGM/FGA	PERCENT	RESULTS
Mason Crosby	1-1	100.0	25G
<b>TOTAL</b>	<b>1-1</b>	<b>100.0</b>	

## DETROIT LIONS

PASSING	ATT	CP	YDS	SK/YD	TD	LG	INT	RTG
Jared Goff	26	14	137	0/0	2	25	1	78.5
<b>TOTAL</b>	<b>26</b>	<b>14</b>	<b>137</b>	<b>0/0</b>	<b>2</b>	<b>25</b>	<b>1</b>	<b>78.5</b>

RUSHING	ATT	YDS	AVG	LG	TD
Jamaal Williams	24	81	3.4	14	0
Justin Jackson	4	27	6.8	11	0
D'Andre Swift	2	10	5.0	7	0
Jared Goff	1	-1	-1.0	-1	0
<b>TOTAL</b>	<b>31</b>	<b>117</b>	<b>3.8</b>	<b>14</b>	<b>0</b>

RECEIVING	NO	YDS	AVG	LG	TD
Amon-Ra St. Brown	4	55	13.8	25	0
D'Andre Swift	3	40	13.3	20	0
Kalif Raymond	3	17	5.7	9	0
James Mitchell	2	8	4.0	5	1
Tom Kennedy	1	16	16.0	16	0
Shane Zylstra	1	1	1.0	1	1
<b>TOTAL</b>	<b>14</b>	<b>137</b>	<b>9.8</b>	<b>25</b>	<b>2</b>

TOP DEFENSE	TOT	SOLO	AST	SCK	YDS	INT
Derrick Barnes	12	4	8	1.0	8.0	0
Kerby Joseph	10	5	5	0.0	0.0	2
DeShon Elliott	7	5	2	0.0	0.0	0

FIELD GOALS	FGM/FGA	PERCENT	RESULTS
			No Field Goals

## Team Statistics

	Packers	Lions
First Downs	19	19
3rd-Down Eff. (Made/Att/Pct)	8/15/53%	6/11/55%
4th-Down Eff. (Made/Att/Pct)	1/4/25%	0/2/0%
Total Net Yards	389	254
Total Plays	69	57
Yards Per Play	5.6	4.5
Rushes/Net Yards	25/106	31/117
Net Passing	283	137
Pass Attempts/Completions	43/23	26/14
Had Intercepted	3	1
Sacked/Yards Lost	1/8	0/0
Punts/Average	1/31.0	3/45.3
Penalties/Yards	8/81	7/62
Fumbles/Lost	2/0	0/0
Possession Time	34:42	25:18



Lambeau Field, Sunday, Nov. 13, 2022. Attendance: 78,433. Time: 3:28. Weather: 33° F, Humidity: 53 percent, Wind: NW 8 mph.

GREEN BAY, Wis.— Aaron Rodgers threw three touchdown passes to rookie WR Christian Watson and led a 55-yard drive in overtime to set up K Mason Crosby's game-winning 28-yard field goal as the Packers stopped a five-game losing streak with a 31-28 win over former coach Mike McCarthy and the Dallas Cowboys on Sunday. Trailing 28-14 in the fourth quarter, Rodgers led two long drives that ended with scoring passes to Watson. Watson caught four passes for 107 yards, including touchdowns of 58, 39 and 7 yards. The Packers had third-and-1 from their own 44 after stopping Dallas' opening drive in overtime when Rodgers threw across the middle to WR Allen Lazard, who caught the ball just beyond midfield and raced to the 20 for a 36-yard gain, helping set things up for Crosby's game-winning kick. RB Aaron Jones also added 138 rushing yards and a touchdown as the Packers totaled 207 yards on the ground.

**Dallas Cowboys Starters**

OFFENSE		DEFENSE	
WR 88	C. Lamb	DE 90	D. Lawrence
LT 73	T. Smith	DT 98	Q. Bohanna
LG 66	C. McGovern	DT 97	O. Odighizuwa
C 63	T. Biadasz	DE 92	D. Armstrong
RG 70	Z. Martin	LB 55	L. Vander Esch
RT 78	T. Steele	LB 11	M. Parsons
TE 86	D. Schultz	CB 3	A. Brown
WR 85	N. Brown	NCB 26	D. Bland
WR 13	M. Gallup	CB 7	T. Diggs
QB 4	D. Prescott	S 27	J. Kearse
RB 20	T. Pollard	S 6	D. Wilson

**Green Bay Packers Starters**

OFFENSE		DEFENSE	
WR 13	A. Lazard	DE 94	D. Lowry
LT 69	D. Bakhtiar	NT 97	K. Clark
LG 74	E. Jenkins	DE 90	J. Reed
C 71	J. Myers	OLB 91	P. Smith
RG 76	J. Runyan	ILB 7	Q. Walker
RT 73	Y. Nijman	OLB 55	K. Engbargre
TE 89	M. Lewis	CB 29	R. Douglas
TE 85	R. Tonyan	CB 23	J. Alexander
WR 9	C. Watson	S 20	R. Ford
QB 12	A. Rodgers	S 31	A. Amos
RB 33	A. Jones	S 26	D. Savage

**SCORING DRIVES**

TEAM	QTR	TIME	SCORING PLAY	DAL	GB
Cowboys	2	09:52	C.Lamb 3 yd. pass from D.Prescott (B.Maher kick) (17-83, 8:21)	7	0
Packers	2	04:54	C.Watson 58 yd. pass from A.Rodgers (M.Crosby kick) (3-67, 2:03)	7	7
Packers	2	01:42	A.Jones 12 yd. run (M.Crosby kick) (3-24, 0:38)	7	14
Cowboys	2	00:08	D.Schultz 5 yd. pass from D.Prescott (B.Maher kick) (8-66, 1:34)	14	14
Cowboys	3	07:14	T.Pollard 13 yd. run (B.Maher kick) (4-45, 1:15)	21	14
Cowboys	3	02:47	C.Lamb 35 yd. pass from D.Prescott (B.Maher kick) (7-86, 2:47)	28	14
Packers	4	13:23	C.Watson 39 yd. pass from A.Rodgers (M.Crosby kick) (9-76, 4:24)	28	21
Packers	4	02:29	C.Watson 7 yd. pass from A.Rodgers (M.Crosby kick) (10-89, 6:28)	28	28
Packers	OT	03:06	M.Crosby 28 yd. Field Goal (6-55, 3:09)	28	31

**DALLAS COWBOYS**

PASSING	ATT	CP	YDS	SK/YD	TD	LG	INT	RTG
Dak Prescott	46	27	265	2/3	3	35t	2	78.6
<b>TOTAL</b>	<b>46</b>	<b>27</b>	<b>265</b>	<b>2/3</b>	<b>3</b>	<b>35t</b>	<b>2</b>	<b>78.6</b>

RUSHING	ATT	YDS	AVG	LG	TD
Tony Pollard	22	115	5.2	14	1
Malik Davis	5	38	7.6	17	0
Dak Prescott	4	6	1.5	2	0
<b>TOTAL</b>	<b>31</b>	<b>159</b>	<b>5.1</b>	<b>17</b>	<b>1</b>

RECEIVING	NO	YDS	AVG	LG	TD
CeeDee Lamb	11	150	13.6	35t	2
Dalton Schultz	6	54	9.0	16	1
Michael Gallup	4	35	8.8	23	0
Tony Pollard	3	13	4.3	9	0
KaVontae Turpin	1	9	9.0	9	0
Noah Brown	1	3	3.0	3	0
Sean McKeon	1	1	1.0	1	0
<b>TOTAL</b>	<b>27</b>	<b>265</b>	<b>9.8</b>	<b>35t</b>	<b>3</b>

TOP DEFENSE	TOT	SOLO	AST	SCK	YDS	INT
Donovan Wilson	9	5	4	0.0	0.0	0
Leighton Vander Esch	8	5	3	0.0	0.0	0
Micah Parsons	7	6	1	0.0	0.0	0

FIELD GOALS	FGM/FGA	PERCENT	RESULTS
No Field Goals			

**GREEN BAY PACKERS**

PASSING	ATT	CP	YDS	SK/YD	TD	LG	INT	RTG
Aaron Rodgers	20	14	224	2/16	3	58t	0	146.7
<b>TOTAL</b>	<b>20</b>	<b>14</b>	<b>224</b>	<b>2/16</b>	<b>3</b>	<b>58t</b>	<b>0</b>	<b>146.7</b>

RUSHING	ATT	YDS	AVG	LG	TD
Aaron Jones	24	138	5.8	30	1
AJ Dillon	13	65	5.0	17	0
Aaron Rodgers	2	4	2.0	7	0
<b>TOTAL</b>	<b>39</b>	<b>207</b>	<b>5.3</b>	<b>30</b>	<b>1</b>

RECEIVING	NO	YDS	AVG	LG	TD
Christian Watson	4	107	26.8	58t	3
Sammy Watkins	3	47	15.7	23	0
Allen Lazard	3	45	15.0	36	0
Aaron Jones	2	18	9.0	11	0
Robert Tonyan	1	8	8.0	8	0
Marcodes Lewis	1	-1	-1.0	-1	0
<b>TOTAL</b>	<b>14</b>	<b>224</b>	<b>16.0</b>	<b>58t</b>	<b>3</b>

TOP DEFENSE	TOT	SOLO	AST	SCK	YDS	INT
Isaiah McDuffie	12	7	5	0.0	0.0	0
Adrian Amos	9	8	1	1.0	2.0	0
Jaire Alexander	9	7	2	0.0	0.0	0

FIELD GOALS	FGM/FGA	PERCENT	RESULTS
Mason Crosby	1-2	50.0	54SH, 28G
<b>TOTAL</b>	<b>1-2</b>	<b>50.0</b>	

**Team Statistics**

	Cowboys	Packers
First Downs	24	20
3rd-Down Eff. (Made/Att/Pct)	5/15/33%	6/13/46%
4th-Down Eff. (Made/Att/Pct)	2/3/67%	1/1/100%
Total Net Yards	421	415
Total Plays	79	61
Yards Per Play	5.3	6.8
Rushes/Net Yards	31/159	39/207
Net Passing	262	208
Pass Attempts/Completions	46/27	20/14
Had Intercepted	2	0
Sacked/Yards Lost	2/3	2/16
Punts/Average	5/49.2	4/40.0
Penalties/Yards	9/83	6/40
Fumbles/Lost	1/0	3/2
Possession Time	30:59	35:55

Lambeau Field, Thursday, Nov. 17, 2022. Attendance: 77,506. Time: 3:02. Weather: 26° F, Humidity: 78 percent, Wind: W 10 mph.

GREEN BAY, Wis.— Ryan Tannehill and the Tennessee Titans showed they don't have to rely exclusively on their bruising ground attack. Tannehill threw for 333 yards and two touchdowns as the Titans beat the Packers, 27-17, on Thursday night. Aaron Rodgers went 24 of 39 for 227 yards with two touchdown passes to rookie Christian Watson, a 14-yarder to close the first quarter and an 8-yarder in the third quarter. The Packers limited Derrick Henry to 87 yards and a touchdown on 28 carries, a 3.1-yard average, and Watson's second touchdown of the night helped Green Bay narrow Tennessee's advantage to 20-17 late in the third quarter. But in the end, the Packers could not complete the comeback.

## Tennessee Titans Starters

OFFENSE		DEFENSE	
WR 2	R. Woods	DL 95	D. Walker
TE 85	C. Okonkwo	DT 98	J. Simmons
LT 71	D. Daley	NT 93	T. Tart
LG 75	D. Radunz	OLB 96	D. Autry
C 55	A. Brewer	ILB 51	D. Long Jr.
RG 64	N. Davis	ILB 56	M. Rice
RT 78	N. Petit-Frere	OLB 52	J. Schobert
FB 15	N. Westbrook-Ikhine	CB 21	R. McCreary
QB 16	T. Burks	CB 26	K. Fulton
FB 17	R. Tannehill	S 31	K. Byard
RB 22	D. Henry	S 47	A. Adams

## Green Bay Packers Starters

OFFENSE		DEFENSE	
WR 13	A. Lazard	DE 94	D. Lowry
LT 69	D. Bakhtiari	NT 97	K. Clark
LG 74	E. Jenkins	DE 90	J. Reed
C 71	J. Myers	OLB 91	P. Smith
RG 76	J. Runyan	ILB 7	Q. Walker
RT 73	Y. Nijman	OLB 55	K. Enagbare
TE 89	M. Lewis	CB 29	R. Douglas
TE 81	J. Deguara	CB 23	J. Alexander
WR 9	C. Watson	S 20	R. Ford
QB 12	A. Rodgers	S 31	A. Amos
RB 33	A. Jones	S 26	D. Savage

## SCORING DRIVES

TEAM	QTR	TIME	SCORING PLAY	TEN	GB
Titans	1	10:31	D.Hilliard 14 yd. pass from R.Tannehill (J.Lambo kick) (8-83, 4:29)	7	0
Packers	1	00:00	C.Watson 14 yd. pass from A.Rodgers (kick blocked) (11-78, 7:01)	7	6
Titans	2	00:32	D.Henry 4 yd. run (J.Lambo kick) (9-41, 2:49)	14	6
Packers	3	08:25	M.Crosby 39 yd. Field Goal (13-51, 6:35)	14	9
Titans	3	05:17	A.Hooper 3 yd. pass from D.Henry (kick failed, hru) (6-91, 3:08)	20	9
Packers	3	02:04	C.Watson 8 yd. pass from A.Rodgers (A.Rodgers-A.Jones pass) (7-69, 3:13)	20	17
Titans	4	14:55	A.Hooper 16 yd. pass from R.Tannehill (J.Lambo kick) (5-63, 2:09)	27	17

## TENNESSEE TITANS

PASSING	ATT	CP	YDS	SK	YD	TD	LG	INT	RTG
Ryan Tannehill	27	22	333	3/17	2	51	1	127.3	
Derrick Henry	2	2	4	0/0	1	3t	0	118.8	
<b>TOTAL</b>	<b>29</b>	<b>24</b>	<b>337</b>	<b>3/17</b>	<b>3</b>	<b>51</b>	<b>1</b>	<b>135.2</b>	

RUSHING	ATT	YDS	AVG	LG	TD
Derrick Henry	28	87	3.1	9	1
Dontrell Hilliard	1	4	4.0	4	0
Ryan Tannehill	3	-3	-1.0	-1	0
<b>TOTAL</b>	<b>32</b>	<b>88</b>	<b>2.8</b>	<b>9</b>	<b>1</b>

RECEIVING	NO	YDS	AVG	LG	TD
Treyton Burks	7	111	15.9	51	0
Robert Woods	6	69	11.5	32	0
Austin Hooper	4	36	9.0	16t	2
Derrick Henry	2	45	22.5	42	0
Nick Westbrook-Ikhine	2	28	14.0	19	0
Chig Okonkwo	1	31	31.0	31	0
Dontrell Hilliard	1	14	14.0	14t	1
Geoff Swaim	1	3	3.0	3	0
<b>TOTAL</b>	<b>24</b>	<b>337</b>	<b>14.0</b>	<b>51</b>	<b>3</b>

TOP DEFENSE	TOT	SOLO	AST	SCK	YDS	INT
David Long Jr.	9	6	3	0.0	0.0	0
Kevin Byard	6	6	0	0.0	0.0	0
Joshua Kalu	6	6	0	0.0	0.0	0

FIELD GOALS	FGM/FGA	PERCENT	RESULTS
No Field Goals			

## GREEN BAY PACKERS

PASSING	ATT	CP	YDS	SK	YD	TD	LG	INT	RTG
Aaron Rodgers	39	24	227	1/12	2	28	0	94.7	
<b>TOTAL</b>	<b>39</b>	<b>24</b>	<b>227</b>	<b>1/12</b>	<b>2</b>	<b>28</b>	<b>0</b>	<b>94.7</b>	

RUSHING	ATT	YDS	AVG	LG	TD
Aaron Jones	12	40	3.3	14	0
AJ Dillon	6	13	2.2	5	0
Christian Watson	1	3	3.0	3	0
<b>TOTAL</b>	<b>19</b>	<b>56</b>	<b>2.9</b>	<b>14</b>	<b>0</b>

RECEIVING	NO	YDS	AVG	LG	TD
Randall Cobb	6	73	12.2	28	0
Aaron Jones	6	20	3.3	11	0
Allen Lazard	5	57	11.4	23	0
Christian Watson	4	48	12.0	18	2
Robert Tonyan	2	19	9.5	10	0
AJ Dillon	1	10	10.0	10	0
<b>TOTAL</b>	<b>24</b>	<b>227</b>	<b>9.5</b>	<b>28</b>	<b>2</b>

TOP DEFENSE	TOT	SOLO	AST	SCK	YDS	INT
Krys Barnes	12	5	7	1.0	0.0	0
Quay Walker	11	7	4	0.5	4.5	0
Adrian Amos	9	5	4	0.0	0.0	0

FIELD GOALS	FGM/FGA	PERCENT	RESULTS
Mason Crosby	1-1	100.0	39G
<b>TOTAL</b>	<b>1-1</b>	<b>100.0</b>	

## Team Statistics

	Titans	Packers
First Downs	21	15
3rd-Down Eff. (Made/Att/Pct)	7/13/54%	7/14/50%
4th-Down Eff. (Made/Att/Pct)	1/2/50%	0/2/0%
Total Net Yards	408	271
Total Plays	64	59
Yards Per Play	6.4	4.6
Rushes/Net Yards	32/88	19/56
Net Passing	320	215
Pass Attempts/Completions	29/24	39/24
Had Intercepted	1	0
Sacked/Yards Lost	3/17	1/12
Punts/Average	3/50.7	4/47.3
Penalties/Yards	2/19	5/40
Fumbles/Lost	0/0	1/0
Possession Time	32:28	27:32

Lincoln Financial Field, Sunday, Nov. 27, 2022. Attendance: 68,879. Time: 3:09. Weather: 61° F, Humidity: 91 percent, Wind: WSW 14 mph.

PHILADELPHIA — Jalen Hurts ran for 157 yards to set an Eagles record for a quarterback and Packers QB Aaron Rodgers suffered an injury to his ribs that sidelined him for the fourth quarter in Philadelphia's 40-33 victory over Green Bay on Sunday night. After the Eagles jumped out to a 13-0 lead, RB AJ Dillon scored on a 20-yard run and then Rodgers hit WR Randall Cobb for an 11-yard score late in the first quarter. Rodgers' replacement, Jordan Love, kept the Packers in the game by connecting with WR Christian Watson for a 63-yard catch-and-run touchdown that cut Philly's lead to 37-30 with nine minutes remaining. The Packers ran out of time against Philadelphia after a first down late in the fourth quarter put the game away.

**Philadelphia Eagles Starters**

OFFENSE	DEFENSE
WR 11 A. Brown	DE 94 J. Sweat
TE 89 J. Stoll	DT 97 J. Hargrave
LT 68 J. Mailata	DT 72 L. Joseph
LG 69 L. Dickerson	DT 91 F. Cox
C 62 J. Kelce	SAM 7 H. Reddick
RG 56 I. Seumalo	MIKE 57 T. Edwards
RT 65 L. Johnson	CB 33 J. Scott
WR 6 D. Smith	CB 24 J. Bradberry
WR 16 Q. Watkins	CB 2 D. Slay
QB 1 J. Hurts	S 22 M. Epps
RB 35 B. Scott	S 23 C. Gardner-Johnson

**Green Bay Packers Starters**

OFFENSE	DEFENSE
WR 13 A. Lazard	NT 97 K. Clark
LT 69 D. Bakhtiar	DE 90 J. Reed
LG 74 E. Jenkins	OLB 91 P. Smith
C 71 J. Myers	ILB 51 K. Barnes
RG 76 J. Rummyan	ILB 7 Q. Walker
RT 73 Y. Nijman	OLB 55 K. Enagbare
TE 89 M. Lewis	CB 29 R. Douglas
WR 9 C. Watson	CB 23 J. Alexander
WR 83 S. Toure	CB 25 K. Nixon
QB 12 A. Rodgers	S 20 R. Ford
RB 33 A. Jones	S 31 A. Amos

**SCORING DRIVES**

TEAM	QTR	TIME	SCORING PLAY	GB	PHI
Eagles	1	11:19	K.Gainwell 4 yd. run (J.Elliott kick) (10-75, 3:41)	0	7
Eagles	1	09:02	M.Sanders 15 yd. run (kick failed, wr) (3-29, 1:21)	0	13
Packers	1	06:40	A.Dillon 20 yd. run (M.Crosby kick) (4-59, 2:22)	7	13
Packers	1	03:09	R.Cobb 11 yd. pass from A.Rodgers (M.Crosby kick) (5-37, 1:51)	14	13
Eagles	2	14:54	M.Sanders 2 yd. run (J.Elliott kick) (7-75, 3:15)	14	20
Packers	2	07:41	A.Jones 23 yd. pass from A.Rodgers (kick failed, wr) (3-13, 0:57)	20	20
Eagles	2	00:13	Q.Watkins 30 yd. pass from J.Hurts (J.Elliott kick) (9-71, 2:03)	20	27
Eagles	3	07:19	A.Brown 6 yd. pass from J.Hurts (J.Elliott kick) (11-86, 5:23)	20	34
Packers	3	02:03	M.Crosby 29 yd. Field Goal (10-64, 5:16)	23	34
Eagles	4	11:11	J.Elliott 31 yd. Field Goal (14-61, 5:52)	23	37
Packers	4	09:00	C.Watson 63 yd. pass from J.Love (M.Crosby kick) (4-75, 2:11)	30	37
Eagles	4	02:16	J.Elliott 54 yd. Field Goal (10-43, 6:44)	33	40
Packers	4	01:08	M.Crosby 33 yd. Field Goal (7-38, 1:08)	30	40

**GREEN BAY PACKERS**

PASSING	ATT	CP	YDS	SK/YD	TD	LG	INT	RTG
Aaron Rodgers	16	11	140	3/17	2	30	2	95.8
Jordan Love	9	6	113	0/0	1	63t	0	146.8
<b>TOTAL</b>	<b>25</b>	<b>17</b>	<b>253</b>	<b>3/17</b>	<b>3</b>	<b>63t</b>	<b>2</b>	<b>107.2</b>

RUSHING	ATT	YDS	AVG	LG	TD
AJ Dillon	8	64	8.0	20t	1
Aaron Jones	12	43	3.6	10	0
Aaron Rodgers	1	-1	-1.0	-1	0
<b>TOTAL</b>	<b>21</b>	<b>106</b>	<b>5.0</b>	<b>20t</b>	<b>1</b>

RECEIVING	NO	YDS	AVG	LG	TD
Christian Watson	4	110	27.5	63t	1
Aaron Jones	3	56	18.7	30	1
AJ Dillon	3	24	8.0	11	0
Robert Tonyan	3	20	6.7	17	0
Allen Lazard	2	24	12.0	17	0
Randall Cobb	2	19	9.5	11t	1
<b>TOTAL</b>	<b>17</b>	<b>253</b>	<b>14.9</b>	<b>63t</b>	<b>3</b>

TOP DEFENSE	TOT	SOLO	AST	SCK	YDS	INT
Quay Walker	11	4	7	0.0	0.0	0
Rudy Ford	9	6	3	0.0	0.0	0
Adrian Amos	9	5	4	0.0	0.0	0

FIELD GOALS	FGM/FGA	PERCENT	RESULTS
Mason Crosby	2-2	100.0	29G, 33G
<b>TOTAL</b>	<b>2-2</b>	<b>100.0</b>	

**PHILADELPHIA EAGLES**

PASSING	ATT	CP	YDS	SK/YD	TD	LG	INT	RTG
Jalen Hurts	28	16	153	2/16	2	30t	0	96.3
<b>TOTAL</b>	<b>28</b>	<b>16</b>	<b>153</b>	<b>2/16</b>	<b>2</b>	<b>30t</b>	<b>0</b>	<b>96.3</b>

RUSHING	ATT	YDS	AVG	LG	TD
Jalen Hurts	17	157	9.2	42	0
Miles Sanders	21	143	6.8	28	2
Kenneth Gainwell	8	39	4.9	10	1
Boston Scott	3	24	8.0	19	0
<b>TOTAL</b>	<b>49</b>	<b>363</b>	<b>7.4</b>	<b>42</b>	<b>3</b>

RECEIVING	NO	YDS	AVG	LG	TD
Devonta Smith	4	50	12.5	17	0
A.J. Brown	4	46	11.5	23	1
Quez Watkins	3	35	11.7	30t	1
Miles Sanders	3	17	5.7	7	0
Kenneth Gainwell	1	7	7.0	7	0
Grant Calcaterra	1	-2	-2.0	-2	0
<b>TOTAL</b>	<b>16</b>	<b>153</b>	<b>9.6</b>	<b>30t</b>	<b>2</b>

TOP DEFENSE	TOT	SOLO	AST	SCK	YDS	INT
T.J. Edwards	7	3	4	0.0	0.0	0
Reed Blankenship	6	3	3	0.0	0.0	1
Darius Slay	4	4	0	0.0	0.0	0

FIELD GOALS	FGM/FGA	PERCENT	RESULTS
Jake Elliott	2-2	100.0	31G, 54G
<b>TOTAL</b>	<b>2-2</b>	<b>100.0</b>	

**Team Statistics**

	Packers	Eagles
First Downs	19	29
3rd-Down Eff. (Made/Att/Pct)	1/7/14%	8/15/53%
4th-Down Eff. (Made/Att/Pct)	1/1/100%	2/3/67%
Total Net Yards	342	500
Total Plays	49	79
Yards Per Play	7.0	6.3
Rushes/Net Yards	21/106	49/363
Net Passing	236	137
Pass Attempts/Completions	25/17	28/16
Had Intercepted	2	0
Sacked/Yards Lost	3/17	2/16
Punts/Average	2/41.5	1/52.0
Penalties/Yards	4/35	3/25
Fumbles/Lost	0/0	2/1
Possession Time	24:26	35:34

**Soldier Field, Sunday, Dec. 4, 2022. Attendance:** 61,233. **Time:** 2:55. **Weather:** 34° F, **Humidity:** 48 percent, **Wind:** NE 14 mph.

CHICAGO — Aaron Rodgers figured the Green Bay Packers were in a good spot and would find a way to pull out the win. Given his history against the Chicago Bears, it wasn't exactly a big leap of faith. Rodgers led three fourth-quarter scoring drives, WR Christian Watson took an end-around 46 yards for a touchdown in the closing minutes after CB Jaire Alexander intercepted Bears QB Justin Fields, and Green Bay rallied to beat Chicago, 28-19, on Sunday. The Packers trailed by 13 in the second quarter and were down 19-10 through three before outscoring Chicago 18-0 in the fourth on the way to their eighth straight win over their rival. Packers RB AJ Dillon ran for a 21-yard touchdown in the opening minute of the fourth. K Mason Crosby kicked a 32-yard field goal to give Green Bay a 20-19 lead with just under five minutes left after Chicago's K Cairo Santos had a 40-yard attempt blocked. After Green Bay opted to go for 2, Rodgers completed a pass to TE Mercedes Lewis, making it 28-19 with 1:51 remaining. Fields was intercepted at the Green Bay 5 by CB Keisean Nixon on the ensuing drive to finish the game.

### Chicago Bears Starters

OFFENSE		DEFENSE	
WR 18 D. Pettis	DE 99 T. Gipson		
WR 19 E. St. Brown	DT 93 J. Jones		
WR 10 C. Claypool	DT 96 A. Watts		
LT 70 B. Jones	DE 91 D. Robinson		
LG 65 C. Whitehair	LB 53 N. Morrow		
C 67 S. Mustipher	LB 57 J. Sanborn		
RG 76 T. Jenkins	CB 39 J. Blackwell		
RT 71 R. Reiff	CB 33 J. Johnson		
TE 85 C. Kmet	CB 31 J. Jones		
QB 1 J. Fields	S 36 D. Houston-Carson		
RB 32 D. Montgomery	S 37 E. Hicks		

### Green Bay Packers Starters

OFFENSE		DEFENSE	
WR 13 A. Lazard	NT 97 K. Clark		
LT 50 Z. Tom	DE 90 J. Reed		
LG 74 E. Jenkins	OLB 91 P. Smith		
C 71 J. Myers	ILB 7 Q. Walker		
RG 76 J. Runyan	ILB 59 D. Campbell		
RT 73 Y. Nijman	OLB 55 K. Enagbare		
TE 89 M. Lewis	CB 29 R. Douglas		
WR 9 C. Watson	CB 23 J. Alexander		
QB 12 A. Rodgers	CB 25 K. Nixon		
RB 28 A. Dillon	S 20 R. Ford		
RB 33 A. Jones	S 31 A. Amos		

### SCORING DRIVES

TEAM	QTR	TIME	SCORING PLAY	GB	CHI
Bears	1	09:23	C.Santos 40 yd. Field Goal (11-53, 5:37)	0	3
Bears	1	03:00	J.Fields 55 yd. run (G.Santos kick) (5-70, 2:39)	0	10
Packers	2	10:22	M.Crosby 24 yd. Field Goal (13-64, 7:38)	3	10
Bears	2	06:09	D.Montgomery 7 yd. run (kick failed, wr) (2-63, 0:57)	3	16
Packers	2	00:17	C.Watson 14 yd. pass from A.Rodgers (M.Crosby kick) (13-75, 5:52)	10	16
Bears	3	01:50	C.Santos 28 yd. Field Goal (12-62, 8:01)	10	19
Packers	4	14:41	A.Dillon 21 yd. run (M.Crosby kick) (4-82, 2:09)	17	19
Packers	4	04:49	M.Crosby 32 yd. Field Goal (13-56, 6:51)	20	19
Packers	4	01:51	C.Watson 46 yd. run (A.Rodgers-M.Lewis pass) (3-68, 1:01)	28	19

### GREEN BAY PACKERS

PASSING	ATT	CP	YDS	SK/YD	TD	LG	INT	RTG
Aaron Rodgers	31	18	182	0/0	1	21	0	85.7
<b>TOTAL</b>	<b>31</b>	<b>18</b>	<b>182</b>	<b>0/0</b>	<b>1</b>	<b>21</b>	<b>0</b>	<b>85.7</b>

RUSHING	ATT	YDS	AVG	LG	TD
AJ Dillon	18	93	5.2	21t	1
Christian Watson	1	46	46.0	46t	1
Aaron Jones	9	26	2.9	11	0
Patrick Taylor	1	6	6.0	6	0
Aaron Rodgers	3	4	1.3	6	0
<b>TOTAL</b>	<b>32</b>	<b>175</b>	<b>5.5</b>	<b>46t</b>	<b>2</b>

RECEIVING	NO	YDS	AVG	LG	TD
Allen Lazard	5	67	13.4	21	0
Aaron Jones	5	24	4.8	9	0
Christian Watson	3	48	16.0	19	1
AJ Dillon	3	26	8.7	11	0
Robert Tonyan	1	10	10.0	10	0
Samori Toure	1	7	7.0	7	0
<b>TOTAL</b>	<b>18</b>	<b>182</b>	<b>10.1</b>	<b>21</b>	<b>1</b>

TOP DEFENSE	TOT	SOLO	AST	SCK	YDS	INT
De'Vondre Campbell	10	6	4	0.0	0.0	0
Jaire Alexander	7	6	1	0.0	0.0	1
Quay Walker	7	3	4	0.0	0.0	0

FIELD GOALS	FGM/FGA	PERCENT	RESULTS
Mason Crosby	2-2	100.0	24G, 32G
<b>TOTAL</b>	<b>2-2</b>	<b>100.0</b>	

### CHICAGO BEARS

PASSING	ATT	CP	YDS	SK/YD	TD	LG	INT	RTG
Justin Fields	25	20	254	0/0	0	56	2	75.7
<b>TOTAL</b>	<b>25</b>	<b>20</b>	<b>254</b>	<b>0/0</b>	<b>0</b>	<b>56</b>	<b>2</b>	<b>75.7</b>

RUSHING	ATT	YDS	AVG	LG	TD
Justin Fields	6	71	11.8	55t	1
David Montgomery	14	61	4.4	9	1
Darrynton Evans	3	21	7.0	21	0
Velus Jones Jr.	1	1	1.0	1	0
Equanimeous St. Brown	1	1	1.0	1	0
<b>TOTAL</b>	<b>25</b>	<b>155</b>	<b>6.2</b>	<b>55t</b>	<b>2</b>

RECEIVING	NO	YDS	AVG	LG	TD
Cole Kmet	6	72	12.0	24	0
Chase Claypool	5	28	5.6	15	0
David Montgomery	4	6	1.5	7	0
Equanimeous St. Brown	3	85	28.3	56	0
N'Keal Harry	1	49	49.0	49	0
Dante Pettis	1	14	14.0	14	0
<b>TOTAL</b>	<b>20</b>	<b>254</b>	<b>12.7</b>	<b>56</b>	<b>0</b>

TOP DEFENSE	TOT	SOLO	AST	SCK	YDS	INT
Jack Sanborn	10	8	2	0.0	0.0	0
Jaylon Jones	8	6	2	0.0	0.0	0
Nicholas Morrow	6	5	1	0.0	0.0	0

FIELD GOALS	FGM/FGA	PERCENT	RESULTS
Cairo Santos	2-3	66.7	40G, 28G, 40B
<b>TOTAL</b>	<b>2-3</b>	<b>66.0</b>	

### Team Statistics

	Packers	Bears
First Downs	21	15
3rd-Down Eff. (Made/Att/Pct)	6/13/46%	6/11/55%
4th-Down Eff. (Made/Att/Pct)	1/2/50%	0/0/0%
Total Net Yards	357	409
Total Plays	63	50
Yards Per Play	5.7	8.2
Rushes/Net Yards	32/175	25/155
Net Passing	182	254
Pass Attempts/Completions	31/18	25/20
Had Intercepted	0	2
Sacked/Yards Lost	0/0	0/0
Punts/Average	3/44.7	1/39.0
Penalties/Yards	2/20	5/63
Fumbles/Lost	0/0	1/1
Possession Time	32:28	27:32



Lambeau Field, Monday, Dec. 19, 2022. Attendance: 77,269. Time: 2:57. Weather: 15° F, Humidity: 77 percent, Wind: SE 5 mph.

GREEN BAY, Wis. — Aaron Rodgers and the Green Bay Packers aren't giving up hope they can still reach the playoffs, even as they remain multiple games below .500. RB AJ Dillon ran for two scores, Rodgers threw a touchdown pass to RB Aaron Jones and the Packers kept their playoff hopes afloat with a 24-12 victory over the Los Angeles Rams on Monday night amid freezing conditions. Rodgers went 22 of 30 for 229 yards with a touchdown and an interception to win his ninth straight *Monday Night Football* start. QB Baker Mayfield had rallied the Rams to a 17-16 victory over the Las Vegas Raiders on Dec. 8, less than 48 hours after they had claimed him off waivers from Carolina, but wasn't as effective Monday, going 12 of 21 for 111 yards with a touchdown and an interception that was caught by CB Rasul Douglas in the fourth quarter.

Los Angeles Rams Starters

OFFENSE	DEFENSE
WR 12 V. Jefferson	DT 91 G. Gaines
WR 19 B. Powell	DT 97 M. Hoecht
LT 68 T. Nsekhe	DT 92 J. Williams
LG 64 M. Skura	DT 95 B. Brown III
C 8 B. Allen	OLB 54 L. Floyd
RG 65 C. Shelton	ILB 45 B. Wagner
RT 79 R. Havenstein	CB 2 T. Hill
TE 89 T. Higbee	RCB 5 J. Ramsey
WR 18 B. Skowronek	DB 14 C. Durant
QB 17 B. Mayfield	SS 24 T. Rapp
RB 3 C. Akers	FS 33 N. Scott

Green Bay Packers Starters

OFFENSE	DEFENSE
WR 13 A. Lazard	DE 90 J. Reed
LT 50 Z. Tom	NT 97 K. Clark
LG 74 E. Jenkins	OLB 91 P. Smith
C 71 J. Myers	ILB 7 Q. Walker
RG 76 J. Runyan	ILB 59 D. Campbell
RT 73 Y. Nijman	OLB 55 K. Enagbare
TE 89 M. Lewis	CB 29 R. Douglas
WR 9 C. Watson	CB 23 J. Alexander
WR 18 R. Cobb	CB 25 K. Nixon
QB 12 A. Rodgers	S 20 R. Ford
RB 33 A. Jones	S 31 A. Amos

SCORING DRIVES

TEAM	QTR	TIME	SCORING PLAY	LAR	GB
Packers	1	04:25	M.Crosby 34 yd. Field Goal (12-52, 6:14)	0	3
Rams	2	10:41	M.Gay 33 yd. Field Goal (9-53, 4:47)	3	3
Packers	2	04:26	A.Dillon 8 yd. run (M.Crosby kick) (11-74, 6:15)	3	10
Rams	2	00:46	M.Gay 55 yd. Field Goal (10-28, 3:40)	6	10
Packers	3	08:04	A.Dillon 1 yd. run (M.Crosby kick) (11-68, 6:56)	6	17
Packers	3	02:31	A.Jones 7 yd. pass from A.Rodgers (M.Crosby kick) (6-35, 3:02)	6	24
Rams	3	00:22	T.Higbee 8 yd. pass from B.Mayfield (kick failed, wr) (6-70, 2:09)	12	24

LOS ANGELES RAMS

PASSING	ATT	CP	YDS	SK/YD	TD	LG	INT	RTG
Baker Mayfield	21	12	111	5/27	1	18	1	67.8
<b>TOTAL</b>	<b>21</b>	<b>12</b>	<b>111</b>	<b>5/27</b>	<b>1</b>	<b>18</b>	<b>1</b>	<b>67.8</b>

RUSHING	ATT	YDS	AVG	LG	TD
Cam Akers	12	65	5.4	19	0
Kyren Williams	2	7	3.5	5	0
Brandon Powell	1	3	3.0	3	0
Baker Mayfield	1	1	1.0	1	0
Tutu Atwell	1	-4	-4.0	-4	0
<b>TOTAL</b>	<b>17</b>	<b>72</b>	<b>4.2</b>	<b>19</b>	<b>0</b>

RECEIVING	NO	YDS	AVG	LG	TD
Tyler Higbee	4	27	6.8	8t	1
Cam Akers	3	35	11.7	18	0
Van Jefferson	2	32	16.0	17	0
Tutu Atwell	1	10	10.0	10	0
Brandon Powell	1	4	4.0	4	0
Ben Skowronek	1	3	3.0	3	0
<b>TOTAL</b>	<b>12</b>	<b>111</b>	<b>9.3</b>	<b>18</b>	<b>1</b>

TOP DEFENSE	TOT	SOLO	AST	SCK	YDS	INT
Nick Scott	8	7	1	0.0	0.0	0
Taylor Rapp	7	6	1	0.0	0.0	1
Bobby Wagner	7	4	3	0.0	0.0	0

FIELD GOALS	FGM/FGA	PERCENT	RESULTS
Matt Gay	2-2	100.0	33G, 55G
<b>TOTAL</b>	<b>2-2</b>	<b>100.0</b>	

GREEN BAY PACKERS

PASSING	ATT	CP	YDS	SK/YD	TD	LG	INT	RTG
Aaron Rodgers	30	22	229	3/22	1	25	1	92.2
<b>TOTAL</b>	<b>30</b>	<b>22</b>	<b>229</b>	<b>3/22</b>	<b>1</b>	<b>25</b>	<b>1</b>	<b>92.2</b>

RUSHING	ATT	YDS	AVG	LG	TD
Aaron Jones	17	90	5.3	14	0
AJ Dillon	11	36	3.3	8t	2
Patrick Taylor	4	15	3.8	6	0
Aaron Rodgers	3	-3	-1.0	-1	0
<b>TOTAL</b>	<b>35</b>	<b>138</b>	<b>3.9</b>	<b>14</b>	<b>2</b>

RECEIVING	NO	YDS	AVG	LG	TD
Romeo Doubs	5	55	11.0	23	0
Christian Watson	4	46	11.5	15	0
Aaron Jones	4	36	9.0	25	1
AJ Dillon	3	35	11.7	17	0
Randall Cobb	3	32	10.7	14	0
Marcedes Lewis	1	14	14.0	14	0
Allen Lazard	1	7	7.0	7	0
Robert Tonyan	1	4	4.0	4	0
<b>TOTAL</b>	<b>22</b>	<b>229</b>	<b>10.4</b>	<b>25</b>	<b>1</b>

TOP DEFENSE	TOT	SOLO	AST	SCK	YDS	INT
Rasul Douglas	6	6	0	0.0	0.0	1
Quay Walker	5	5	0	1.0	9.0	0
DeVondre Campbell	4	2	2	0.0	0.0	0

FIELD GOALS	FGM/FGA	PERCENT	RESULTS
Mason Crosby	1-1	100.0	34G
<b>TOTAL</b>	<b>1-1</b>	<b>100.0</b>	

Team Statistics

	Rams	Packers
First Downs	13	27
3rd-Down Eff. (Made/Att/Pct)	4/11/36%	4/9/44%
4th-Down Eff. (Made/Att/Pct)	0/0/0%	2/2/100%
Total Net Yards	156	345
Total Plays	43	68
Yards Per Play	3.6	5.1
Rushes/Net Yards	17/72	35/138
Net Passing	84	207
Pass Attempts/Completions	21/12	30/22
Had Intercepted	1	1
Sacked/Yards Lost	5/27	3/22
Punts/Average	4/37.8	1/37.0
Penalties/Yards	8/76	4/80
Fumbles/Lost	1/0	2/1
Possession Time	22:41	37:19

## WEEK 16

## GREEN BAY 26, MIAMI 20

Hard Rock Stadium, Sunday, Dec. 25, 2022. Attendance: 66,328. Time: 2:59. Weather: 46° F, Humidity: 63 percent, Wind: NW 12 mph.

MIAMI GARDENS, Fla.— Packers cornerback Jaire Alexander knew the secondary needed to start playing better against the Miami Dolphins after defensive backs coach Jerry Gray surprisingly yelled at them at halftime. Gray's motivational effort worked as the Packers intercepted Dolphins QB Tua Tagovailoa three times in the fourth quarter to complete their comeback and defeat Miami, 26-20, to keep their playoff hopes alive. The Packers had a season-high four takeaways in the game — three interceptions and a fumble recovery. Alexander caught one of Green Bay's three interceptions early in the fourth. Aaron Rodgers threw for 238 yards and a touchdown and was intercepted once, helping the Packers (7-8) to their third straight win. RB AJ Dillon led the Packers with 36 yards rushing on 11 carries and WR Allen Lazard had 61 yards receiving on five catches.

## Miami Dolphins Starters

OFFENSE		DEFENSE	
WR 17	J. Waddle	DE 94	C. Wilkins
WR 10	T. Hill	NT 98	R. Davis
LT 72	T. Armstead	DT 92	Z. Sieler
LG 65	R. Jones	LB 15	J. Phillips
C 58	C. Williams	LB 52	E. Roberts
RG 68	R. Hunt	LB 55	J. Baker
TE 71	B. Shell	LB 2	B. Chubb
RT 81	D. Smythe	CB 25	X. Howard
QB 1	T. Tagovailoa	CB 28	K. Kohou
FB 30	A. Ingold	S 21	E. Rowe
RB 31	R. Mostert	S 8	J. Holland

## Green Bay Packers Starters

OFFENSE		DEFENSE	
WR 13	A. Lazard	DE 94	D. Lowry
LT 50	Z. Tom	NT 97	K. Clark
LG 74	E. Jenkins	DE 90	J. Reed
C 71	J. Myers	OLB 91	P. Smith
RG 76	J. Runyan	ILB 59	D. Campbell
RT 73	Y. Nijman	ILB 7	Q. Walker
TE 89	M. Lewis	OLB 55	K. Enagbare
WR 9	C. Watson	CB 23	J. Alexander
WR 18	R. Cobb	CB 29	R. Douglas
QB 12	A. Rodgers	S 31	A. Amos
RB 33	A. Jones	S 20	R. Ford

## SCORING DRIVES

TEAM	QTR	TIME	SCORING PLAY	GB	MIAMI
Dolphins	1	11:10	J. Sanders 46 yd. Field Goal (8-52, 3:50)	0	3
Packers	1	09:26	M. Crosby 36 yd. Field Goal (4-9, 1:44)	3	3
Dolphins	1	09:08	J. Waddle 84 yd. pass from T. Tagovailoa (J. Sanders kick) (1-84, 0:18)	3	10
Packers	1	04:10	M. Lewis 1 yd. pass from A. Rodgers (M. Crosby kick) (10-54, 4:58)	10	10
Dolphins	2	10:52	J. Wilson 1 yd. run (J. Sanders kick) (3-62, 2:33)	10	17
Dolphins	2	04:18	J. Sanders 34 yd. Field Goal (7-4, 4:59)	10	20
Packers	2	00:02	M. Crosby 46 yd. Field Goal (8-21, 1:53)	13	20
Packers	3	07:53	A. Dillon 1 yd. run (M. Crosby kick) (11-78, 7:07)	20	20
Packers	4	11:45	M. Crosby 28 yd. Field Goal (6-4, 2:14)	23	20
Packers	4	02:02	M. Crosby 26 yd. Field Goal (9-56, 4:00)	26	20

## GREEN BAY PACKERS

PASSING	ATT	CP	YDS	SK/YD	TD	LG	INT	RTG
Aaron Rodgers	38	24	238	2/16	1	42	1	78.6
<b>TOTAL</b>	<b>38</b>	<b>24</b>	<b>238</b>	<b>2/16</b>	<b>1</b>	<b>42</b>	<b>1</b>	<b>78.6</b>

RUSHING	ATT	YDS	AVG	LG	TD
AJ Dillon	11	36	3.3	11	1
Aaron Jones	6	25	4.2	18	0
Aaron Rodgers	7	18	2.6	12	0
Dallin Leavitt	1	0	0.0	0	0
<b>TOTAL</b>	<b>25</b>	<b>79</b>	<b>3.2</b>	<b>18</b>	<b>1</b>

RECEIVING	NO	YDS	AVG	LG	TD
Christian Watson	6	49	8.2	20	0
Allen Lazard	5	61	12.2	42	0
Romeo Doubs	3	36	12.0	22	0
Marcedes Lewis	2	32	16.0	31	1
AJ Dillon	2	12	6.0	7	0
Aaron Jones	2	9	4.5	7	0
Patrick Taylor	1	17	17.0	17	0
Robert Tonyan	1	13	13.0	13	0
Randall Cobb	1	5	5.0	5	0
Josiah Deguara	1	4	4.0	4	0
<b>TOTAL</b>	<b>24</b>	<b>238</b>	<b>9.9</b>	<b>42</b>	<b>1</b>

TOP DEFENSE	TOT	SOLO	AST	SCK	YDS	INT
Adrian Amos	11	9	2	0.0	0.0	0
Jarran Reed	6	4	2	1.0	6.0	0
Preston Smith	5	5	0	1.0	10.0	0

FIELD GOALS	FGM/FGA	PERCENT	RESULTS
Mason Crosby	4-4	100.0	36G, 46G, 28G, 26G
<b>TOTAL</b>	<b>4-4</b>	<b>100.0</b>	

## MIAMI DOLPHINS

PASSING	ATT	CP	YDS	SK/YD	TD	LG	INT	RTG
Tua Tagovailoa	25	16	310	2/16	1	84t	3	80.8
<b>TOTAL</b>	<b>25</b>	<b>16</b>	<b>310</b>	<b>2/16</b>	<b>1</b>	<b>84t</b>	<b>3</b>	<b>80.8</b>

RUSHING	ATT	YDS	AVG	LG	TD
Raheem Mostert	8	45	5.6	17	0
Jeff Wilson Jr.	9	37	4.1	12	1
Tua Tagovailoa	1	0	0.0	0	0
<b>TOTAL</b>	<b>18</b>	<b>82</b>	<b>4.6</b>	<b>17</b>	<b>1</b>

RECEIVING	NO	YDS	AVG	LG	TD
Jaylen Waddle	5	143	28.6	84t	1
Tyreek Hill	4	103	25.8	52	0
Trent Sherfield	2	25	12.5	15	0
Raheem Mostert	2	4	2.0	2	0
Mike Gesicki	1	24	24.0	24	0
Durham Smythe	1	8	8.0	8	0
Jeff Wilson Jr.	1	3	3.0	3	0
<b>TOTAL</b>	<b>16</b>	<b>310</b>	<b>19.4</b>	<b>84t</b>	<b>1</b>

TOP DEFENSE	TOT	SOLO	AST	SCK	YDS	INT
Jevon Holland	7	7	0	0.0	0.0	0
Elandon Roberts	7	4	3	1.0	13.0	0
Eric Rowe	6	6	0	1.0	3.0	0

FIELD GOALS	FGM/FGA	PERCENT	RESULTS
Jason Sanders	2-3	66.7	46G, 34G, 48WR
<b>TOTAL</b>	<b>2-3</b>	<b>66.0</b>	

## Team Statistics

	Packers	Dolphins
First Downs	17	15
3rd-Down Eff. (Made/Att/Pct)	2/14/14%	2/7/29%
4th-Down Eff. (Made/Att/Pct)	3/5/60%	1/1/100%
Total Net Yards	301	376
Total Plays	65	45
Yards Per Play	4.6	8.4
Rushes/Net Yards	25/79	18/82
Net Passing	222	294
Pass Attempts/Completions	38/24	25/16
Had Intercepted	1	3
Sacked/Yards Lost	2/16	2/16
Punts/Average	1/46.0	1/46.0
Penalties/Yards	5/40	8/62
Fumbles/Lost	1/0	3/1
Possession Time	32:00	28:00

Lambeau Field, Sunday, Jan. 1, 2023. Attendance: 78,190. Time: 2:54. Weather: 40° F, Humidity: 70 percent, Wind: W 9 mph.

GREEN BAY, Wis. — Aaron Rodgers threw a touchdown pass and ran for a score, and the Green Bay Packers continued their improbable playoff push by shutting down WR Justin Jefferson and the Minnesota Vikings in a 41-17 blowout on Sunday. CB Keisean Nixon scored on a 105-yard kickoff return and S Darnell Savage had a 75-yard pick-6 of Kirk Cousins — one of four turnovers by the Vikings QB — to help Green Bay build a 27-3 halftime lead. RB Aaron Jones rushed for 111 yards on 14 carries and RB AJ Dillon had a 2-yard touchdown run as the Packers won their fourth straight.

**Minnesota Vikings Starters**

OFFENSE		DEFENSE	
TE 86	J. Mundt	OLB 99	D. Hunter
LT 71	C. Darrisaw	DL 95	K. Tonga
LG 72	E. Cleveland	NT 97	H. Phillips
C 65	A. Schlottmann	DE 94	D. Tomlinson
RG 67	E. Ingram	OLB 55	Z. Smith
RT 75	B. O'Neill	WLB 58	J. Hicks
WR 19	A. Thielen	MLB 56	E. Henderson
WR 18	J. Jefferson	CB 20	D. Shelley
QB 8	K. Cousins	CB 7	P. Peterson
FB 30	C. Ham	S 22	H. Smith
HB 4	D. Cook	S 24	C. Bynum

**Green Bay Packers Starters**

OFFENSE		DEFENSE	
WR 13	A. Lazard	DE 97	K. Clark
LT 69	D. Bakhtiar	NT 93	T. Slaton
LG 74	E. Jenkins	DE 90	J. Reed
C 71	J. Myers	OLB 91	P. Smith
RG 76	J. Runyan	ILB 59	D. Campbell
RT 73	Y. Nijman	ILB 7	Q. Walker
TE 89	M. Lewis	OLB 55	K. Enagbare
TE 81	J. Deguara	CB 23	J. Alexander
WR 9	C. Watson	CB 29	R. Douglas
QB 12	A. Rodgers	S 31	A. Amos
RB 33	A. Jones	S 26	D. Savage

**SCORING DRIVES**

TEAM	QTR	TIME	SCORING PLAY	MIN	GB
Vikings	1	10:38	G. Joseph 21 yd. Field Goal (4--1, 1:12)		3
Packers	1	10:25	K. Nixon 105 yd. kickoff return (M.Crosby kick) (0-0, 0:13)	3	7
Packers	1	05:17	D. Savage 75 yd. interception return (M.Crosby kick)	3	14
Packers	2	09:48	M. Crosby 26 yd. Field Goal (14-56, 6:49)	3	17
Packers	2	02:41	R. Tonyan 21 yd. pass from A. Rodgers (M.Crosby kick) (5-60, 3:11)	3	24
Packers	2	00:00	M. Crosby 56 yd. Field Goal (4-23, 0:36)	3	27
Packers	4	14:54	A. Dillon 2 yd. run (M.Crosby kick) (12-76, 7:12)	3	34
Packers	4	09:25	A. Rodgers 2 yd. run (M.Crosby kick) (8-45, 5:15)	3	41
Vikings	4	07:36	J. Nailor 47 yd. pass from K.Cousins (G.Joseph kick) (4-59, 1:49)	10	41
Vikings	4	00:21	K.Osborn 9 yd. pass from N.Mullens (G.Joseph kick) (8-79, 3:37)	17	41

**MINNESOTA VIKINGS**

PASSING	ATT	CP	YDS	SK/YD	TD	LG	INT	RTG
Kirk Cousins	31	18	205	2/18	14	7	3	49.2
Nick Mullens	4	4	57	0/0	1	37	0	158.3
<b>TOTAL</b>	<b>35</b>	<b>22</b>	<b>262</b>	<b>2/18</b>	<b>24</b>	<b>7</b>	<b>3</b>	<b>69.0</b>

RUSHING	ATT	YDS	AVG	LG	TD
Alexander Mattison	8	38	4.8	13	0
Kirk Cousins	3	37	12.3	19	0
Dalvin Cook	9	27	3.0	9	0
<b>TOTAL</b>	<b>20</b>	<b>102</b>	<b>5.1</b>	<b>19</b>	<b>0</b>

RECEIVING	NO	YDS	AVG	LG	TD
T.J. Hockenson	7	59	8.4	13	0
K.J. Osborn	7	59	8.4	16	1
Jalen Nailor	3	89	29.7	47	1
Dalvin Cook	2	17	8.5	16	0
Adam Thielen	1	16	16.0	16	0
Justin Jefferson	1	15	15.0	15	0
Alexander Mattison	1	7	7.0	7	0
<b>TOTAL</b>	<b>22</b>	<b>262</b>	<b>11.9</b>	<b>47</b>	<b>2</b>

TOP DEFENSE	TOT	SOLO	AST	SCK	YDS	INT
Camryn Bynum	9	4	5	0.0	0.0	0
Patrick Peterson	6	4	2	0.0	0.0	0
Eric Kendricks	5	3	2	0.0	0.0	0

FIELD GOALS	FGM/FGA	PERCENT	RESULTS
Greg Joseph	1-3	33.3	21G, 46YWR, 50WL
<b>TOTAL</b>	<b>1-3</b>	<b>33.0</b>	

**GREEN BAY PACKERS**

PASSING	ATT	CP	YDS	SK/YD	TD	LG	INT	RTG
Aaron Rodgers	24	15	159	1/16	1	24	0	95.7
Jordan Love	3	2	9	0/0	0	5	0	70.1
<b>TOTAL</b>	<b>27</b>	<b>17</b>	<b>168</b>	<b>1/16</b>	<b>1</b>	<b>24</b>	<b>0</b>	<b>92.8</b>

RUSHING	ATT	YDS	AVG	LG	TD
Aaron Jones	14	111	7.9	31	0
AJ Dillon	12	41	3.4	10	1
Patrick Taylor	5	10	2.0	3	0
Aaron Rodgers	1	2	2.0	2	1
Jordan Love	1	-1	-1.0	-1	0
<b>TOTAL</b>	<b>33</b>	<b>163</b>	<b>4.9</b>	<b>31</b>	<b>2</b>

RECEIVING	NO	YDS	AVG	LG	TD
Allen Lazard	5	59	11.8	16	0
Robert Tonyan	3	52	17.3	24	1
Romeo Doubs	3	20	6.7	11	0
Randall Cobb	2	20	10.0	11	0
Aaron Jones	2	2	1.0	1	0
Christian Watson	1	11	11.0	11	0
Josiah Deguara	1	4	4.0	4	0
<b>TOTAL</b>	<b>17</b>	<b>168</b>	<b>9.9</b>	<b>24</b>	<b>1</b>

TOP DEFENSE	TOT	SOLO	AST	SCK	YDS	INT
Adrian Amos	8	7	1	0.0	0.0	1
DeVondre Campbell	8	5	3	0.0	0.0	0
Quay Walker	8	4	4	0.0	0.0	0

FIELD GOALS	FGM/FGA	PERCENT	RESULTS
Mason Crosby	2-2	100.0	26G, 56G
<b>TOTAL</b>	<b>2-2</b>	<b>100.0</b>	

**Team Statistics**

	Vikings	Packers
First Downs	18	20
3rd-Down Eff. (Made/Att/Pct)	5/12/42%	7/12/58%
4th-Down Eff. (Made/Att/Pct)	1/2/50%	0/1/0%
Total Net Yards	346	315
Total Plays	57	61
Yards Per Play	6.1	5.2
Rushes/Net Yards	20/102	33/163
Net Passing	244	152
Pass Attempts/Completions	35/22	27/17
Had Intercepted	3	0
Sacked/Yards Lost	2/18	1/16
Punts/Average	2/47.5	3/27.0
Penalties/Yards	6/35	3/30
Fumbles/Lost	3/1	0/0
Possession Time	25:56	34:04

## WEEK 18

## DETROIT 20, GREEN BAY 16

Lambeau Field, Sunday, Jan. 8, 2023. Attendance: 78,191. Time: 2:59. Weather: 21° F, Humidity: 84 percent, Wind: SW 7 mph.

GREEN BAY, Wis.—Aaron Rodgers was intercepted by Kerby Joseph on what might have been the final pass of the future Hall of Famer's career, and Green Bay lost, 20-16, to the Detroit Lions on Sunday night in a game the Packers needed to win to reach the playoffs. Rodgers went 17 of 27 for 205 yards with one touchdown and became the eighth NFL player to have at least 5,000 career completions. Jamaal Williams' second 1-yard touchdown run of the night put the Lions ahead with 5:55 remaining. Green Bay only got as far as its own 33 on its next series before Joseph picked off Rodgers' deep throw on third-and-10 with 3:27 remaining.

## Detroit Lions Starters

OFFENSE		DEFENSE	
WR 4	D. Chark	DL 97	A. Hutchinson
WR 14	A. St. Brown	DL 96	I. Buggs
WR 11	K. Raymond	DL 54	A. McNeill
LT 68	T. Decker	DL 79	J. Cominsky
LG 73	J. Jackson	LB 44	M. Rodriguez
C 77	F. Ragnow	LB 34	A. Anzalone
RG 63	E. Brown	LB 59	J. Houston
RT 58	P. Sewell	CB 39	J. Jacobs
TE 89	B. Wright	CB 23	M. Hughes
QB 16	J. Goff	S 31	K. Joseph
RB 30	J. Williams	S 5	D. Elliott

## Green Bay Packers Starters

OFFENSE		DEFENSE	
WR 13	A. Lazard	DE 93	T. Slaton
LT 69	D. Bakhtiari	NT 97	K. Clark
LG 74	E. Jenkins	DE 90	J. Reed
C 71	J. Myers	OLB 91	P. Smith
RG 76	J. Runyan	ILB 59	D. Campbell
RT 73	Y. Nijman	ILB 7	Q. Walker
TE 89	M. Lewis	CB 23	J. Alexander
TE 81	J. Deguara	CB 29	R. Douglas
WR 9	C. Watson	S 38	I. Gaines
QB 12	A. Rodgers	S 31	A. Amos
RB 33	A. Jones	S 26	D. Savage

## SCORING DRIVES

TEAM	QTR	TIME	SCORING PLAY	DET	GB
Packers	1	11:21	M.Crosby 22 yd. Field Goal (7-75, 3:39)	0	3
Lions	1	07:00	M.Badgley 37 yd. Field Goal (5-12, 1:32)	3	3
Packers	1	01:54	M.Crosby 49 yd. Field Goal (8-36, 5:06)	3	6
Packers	2	12:56	M.Crosby 48 yd. Field Goal (7-25, 2:21)	3	9
Lions	2	00:00	M.Badgley 33 yd. Field Goal (10-70, 1:16)	6	9
Lions	3	08:05	Ja.Williams 1 yd. run (M.Badgley kick) (3-57, 1:27)	13	9
Packers	3	03:17	A.Lazard 13 yd. pass from A.Rodgers (M.Crosby kick) (9-83, 4:48)	13	16
Lions	4	05:55	Ja.Williams 1 yd. run (M.Badgley kick) (13-75, 8:03)	20	16

## DETROIT LIONS

PASSING	ATT	CP	YDS	SK/YD	TD	LG	INT	RTG
Jared Goff	34	23	224	1/5	0	43	0	85.9
<b>TOTAL</b>	<b>34</b>	<b>23</b>	<b>224</b>	<b>1/5</b>	<b>0</b>	<b>43</b>	<b>0</b>	<b>85.9</b>

RUSHING	ATT	YDS	AVG	LG	TD
Jamaal Williams	16	72	4.5	13	2
D'Andre Swift	6	25	4.2	11	0
Jared Goff	2	5	2.5	6	0
Justin Jackson	1	2	2.0	2	0
<b>TOTAL</b>	<b>25</b>	<b>104</b>	<b>4.2</b>	<b>13</b>	<b>2</b>

RECEIVING	NO	YDS	AVG	LG	TD
D'Andre Swift	7	61	8.7	18	0
Amon-Ra St. Brown	6	49	8.2	14	0
Kalif Raymond	4	66	16.5	43	0
DJ Chark	3	14	4.7	9	0
Josh Reynolds	1	16	16.0	16	0
Justin Jackson	1	11	11.0	11	0
James Mitchell	1	7	7.0	7	0
<b>TOTAL</b>	<b>23</b>	<b>224</b>	<b>9.7</b>	<b>43</b>	<b>0</b>

TOP DEFENSE	TOT	SOLO	AST	SCK	YDS	INT
Alex Anzalone	8	3	5	0.0	0.0	0
Mike Hughes	7	5	2	0.0	0.0	0
Isaiah Buggs	7	3	4	0.0	0.0	0

FIELD GOALS	FGM/FGA	PERCENT	RESULTS
Michael Badgley	2-3	66.7	37G, 46WL, 33G
<b>TOTAL</b>	<b>2-3</b>	<b>66.0</b>	

## GREEN BAY PACKERS

PASSING	ATT	CP	YDS	SK/YD	TD	LG	INT	RTG
Aaron Rodgers	27	17	205	2/17	1	45	1	83.1
<b>TOTAL</b>	<b>27</b>	<b>17</b>	<b>205</b>	<b>2/17</b>	<b>1</b>	<b>45</b>	<b>1</b>	<b>83.1</b>

RUSHING	ATT	YDS	AVG	LG	TD
Aaron Jones	12	48	4.0	17	0
AJ Dillon	9	33	3.7	9	0
Christian Watson	2	12	6.0	6	0
Aaron Rodgers	3	10	3.3	6	0
Allen Lazard	2	0	0.0	1	0
<b>TOTAL</b>	<b>28</b>	<b>103</b>	<b>3.7</b>	<b>17</b>	<b>0</b>

RECEIVING	NO	YDS	AVG	LG	TD
Christian Watson	5	104	20.8	45	0
Allen Lazard	4	41	10.3	15	1
Robert Tonyan	3	29	9.7	20	0
Aaron Jones	3	20	6.7	8	0
Randall Cobb	2	11	5.5	7	0
<b>TOTAL</b>	<b>17</b>	<b>205</b>	<b>12.1</b>	<b>45</b>	<b>1</b>

TOP DEFENSE	TOT	SOLO	AST	SCK	YDS	INT
Darnell Savage	11	7	4	0.0	0.0	0
Quay Walker	7	7	0	0.0	0.0	0
De'Vondre Campbell	7	4	3	0.0	0.0	0

FIELD GOALS	FGM/FGA	PERCENT	RESULTS
Mason Crosby	3-4	75.0	22G, 49G, 48G, 53CR
<b>TOTAL</b>	<b>3-4</b>	<b>75.0</b>	

## Team Statistics

	Lions	Packers
First Downs	21	17
3rd-Down Eff. (Made/Att/Pct)	4/12/33%	4/12/33%
4th-Down Eff. (Made/Att/Pct)	2/2/100%	1/2/50%
Total Net Yards	323	291
Total Plays	60	57
Yards Per Play	5.4	5.1
Rushes/Net Yards	25/104	28/103
Net Passing	219	188
Pass Attempts/Completions	34/23	27/17
Had Intercepted	0	1
Sacked/Yards Lost	1/5	2/17
Punts/Average	4/47.0	1/37.0
Penalties/Yards	5/75	4/35
Fumbles/Lost	1/0	1/1
Possession Time	27:45	32:15



## TRANSACTIONS

7/20/22	Signed WR Christian Watson	8/31	Signed DL Jack Heflin to practice squad	10/18	Released LB Ray Wilborn from practice squad
7/21	Signed TE Sal Cannella	8/31	Signed T Caleb Jones to practice squad	10/19	Signed WR Kawaan Baker to practice squad
7/22	Released TE Eli Wolf	8/31	Signed LB Kobe Jones to practice squad	10/22	Placed WR Randall Cobb on injured reserve
7/25	Signed S Dallin Leavitt	8/31	Signed DL Chris Slayton to practice squad	10/22	Elevated LB La'Darius Hamilton from practice squad to active roster for gameday
7/26	Signed C Ty Clary	8/31	Signed RB Patrick Taylor to practice squad	10/22	Placed C/G Jake Hanson on injured reserve
7/26	Signed WR Osirus Mitchell	8/31	Signed CB Kiondre Thomas to practice squad	10/22	Activated WR Sammy Watkins off injured reserve
7/26	Released DL Hauati Pututau	8/31	Signed LB Ray Wilborn to practice squad	10/25	Signed TE Josh Babicz to practice squad
7/26	Released S Tre Sterling	9/1	Signed TE Shaun Beyer to practice squad	10/25	Released TE Shaun Beyer from practice squad
7/26	Released CB Raleigh Texada	9/1	Signed CB Benjie Franklin to practice squad	10/29	Elevated S Innis Gaines from practice squad to active roster for gameday
7/26	Signed CB Donte Vaughn	9/1	Signed WR Juwann Winfree to practice squad	10/29	Elevated LB Kobe Jones from practice squad to active roster for gameday
7/27	Released LB Caliph Brice	9/2	Signed S Micah Abernathy to practice squad	11/1	Released LB Kobe Jones from practice squad
7/28	Signed WR Ishmael Hyman	9/2	Released CB Rico Gafford from practice squad	11/1	Released RB Patrick Taylor
8/10	Signed S Micah Abernathy	9/5	Signed K Ramiz Ahmed to practice squad	11/2	Activated RB Kylin Hill off reserve/physically unable to perform
8/10	Released WR Osirus Mitchell	9/11	Elevated S Micah Abernathy from practice squad to active roster for gameday	11/3	Signed RB Patrick Taylor to practice squad
8/10	Signed RB Dexter Williams	9/13	Elevated WR Juwann Winfree from practice squad to active roster for gameday	11/5	Activated LB Krys Barnes off injured reserve
8/10	Released LS Steven Wirtel	9/13	Placed LB Krys Barnes on injured reserve	11/8	Released WR Kawaan Baker from practice squad
8/14	Signed K Ramiz Ahmed	9/13	Signed T Caleb Jones to active roster from practice squad	11/9	Signed WR Jeff Cotton to practice squad
8/14	Released K Gabe Brkic	9/14	Signed S Mike Brown to practice squad	11/9	Placed LB Rashan Gary on injured reserve
8/15	Released C Cole Schneider	9/17	Elevated RB Patrick Taylor from practice squad to active roster for gameday	11/10	Claimed S Johnathan Abram off waivers from Las Vegas Raiders
8/15	Released CB Donte Vaughn	9/20	Released WR Travis Fulgham from practice squad	11/12	Elevated K Ramiz Ahmed from practice squad to active roster for gameday
8/16	Released RB BJ Baylor	9/20	Signed LB DQ Thomas to practice squad	11/12	Signed CB Corey Ballentine to active roster from practice squad
8/16	Claimed TE Nate Becker off waivers from Carolina Panthers	9/22	Released S Mike Brown from practice squad	11/12	Elevated LB La'Darius Hamilton from practice squad to active roster for gameday
8/16	Released LB Ellis Brooks	9/22	Signed WR Travis Fulgham to practice squad	11/12	Elevated LB La'Darius Hamilton from practice squad to active roster for gameday
8/16	Released TE Dominique Dafney	9/24	Signed RB Patrick Taylor to active roster from practice squad	11/12	Placed CB Eric Stokes on injured reserve
8/16	Released G George Moore	9/24	Placed WR Sammy Watkins on injured reserve	11/15	Released RB Kylin Hill
8/16	Released LB Randy Ramsey	9/28	Elevated WR Juwann Winfree from practice squad to active roster for gameday	11/15	Released WR Amari Rodgers
8/17	Signed S De'Vante Cross	10/1	Signed CB Corey Ballentine to practice squad	11/15	Signed RB Patrick Taylor to active roster from practice squad
8/17	Released WR Malik Taylor	10/1	Placed T Caleb Jones on reserve/non-football illness	11/15	Signed LB Tim Ward to practice squad
8/18	Claimed WR Travis Fulgham off waivers from Denver Broncos	10/1	Elevated CB Kiondre Thomas from practice squad to active roster for gameday	11/17	Signed WR Dede Westbrook to practice squad
8/21	Released C Ty Clary	10/1	Signed RB Patrick Taylor to active roster from practice squad	11/17	Activated WR Randall Cobb off injured reserve
8/21	Released LB Chauncey Manac	10/4	Signed LB Eric Wilson off New Orleans Saints' practice squad	11/17	Elevated LB La'Darius Hamilton from practice squad to active roster for gameday
8/23	Released WR Danny Davis	10/15	Placed LB Tipa Galeai on injured reserve	11/23	Released RB Patrick Taylor
8/23	Placed RB Kylin Hill on reserve/PUP list	10/15	Elevated WR Juwann Winfree from practice squad to active roster for gameday	11/24	Claimed LB Justin Hollins off waivers from Los Angeles Rams
8/23	Released S Vernon Scott	10/18	Released CB Benjie Franklin from practice squad	11/25	Released TE Josh Babicz from practice squad
8/24	Traded T/G Cole Van Lanen to Jacksonville Jaguars	10/18	Signed S Innis Gaines to practice squad	11/25	Placed T/G Sean Rhyan on reserve/suspended
8/28	Released LB Ty Summers	10/18	Signed S Innis Gaines to practice squad	11/25	Signed RB Patrick Taylor to practice squad
8/30	Released K Ramiz Ahmed	10/18	Claimed T Luke Tenuta off waivers from Indianapolis Colts	11/26	Elevated S Innis Gaines from practice squad to active roster for gameday
8/30	Waived/injured TE Nate Becker				
8/30	Waived/injured DL Akial Byers				
8/30	Released TE Sal Cannella				
8/30	Released S De'Vante Cross				
8/30	Waived/injured S Shawn Davis				
8/30	Released CB Kabion Ento				
8/30	Released QB Danny Eiting				
8/30	Released WR Travis Fulgham				
8/30	Released CB Rico Gafford				
8/30	Waived/injured S Innis Gaines				
8/30	Released RB Tyler Goodson				
8/30	Released LB La'Darius Hamilton				
8/30	Released DL Jack Heflin				
8/30	Waived/injured WR Ishmael Hyman				
8/30	Released T Caleb Jones				
8/30	Released LB Kobe Jones				
8/30	Waived/injured TE Alizé Mack				
8/30	Released C Michal Menet				
8/30	Released DL Chris Slayton				
8/30	Released RB Patrick Taylor				
8/30	Released CB Kiondre Thomas				
8/30	Released LB Ray Wilborn				
8/30	Released RB Dexter Williams				
8/30	Released WR Juwann Winfree				
8/31	Released S Micah Abernathy				
8/31	Signed QB Danny Eiting to practice squad				
8/31	Signed S Rudy Ford				
8/31	Signed WR Travis Fulgham to practice squad				
8/31	Signed CB Rico Gafford to practice squad				
8/31	Signed RB Tyler Goodson to practice squad				
8/31	Signed LB La'Darius Hamilton to practice squad				

## TRANSACTIONS

11/26	Elevated RB Patrick Taylor from practice squad to active roster for gameday	12/31	Elevated RB Tyler Goodson from practice squad to active roster for gameday	5/5	Signed LB Brenton Cox Jr.
11/29	Released S Johnathan Abram			5/5	Signed G Chuck Filiaga
11/29	Signed S Innis Gaines to active roster from practice squad	1/3/23	Signed TE Austin Allen to practice squad	5/5	Signed WR Malik Heath
11/29	Signed TE Nick Guggemos to practice squad	1/3	Signed K Matt Ammendola to practice squad	5/5	Signed DL Jason Lewan
12/3	Elevated S Micah Abernathy from practice squad to active roster for gameday	1/10	Signed TE Austin Allen	5/5	Signed WR Cameron McDonald
12/3	Elevated RB Patrick Taylor from practice squad to active roster for gameday	1/10	Signed WR Jeff Cotton	5/5	Signed FB Henry Pearson
12/13	Signed T Jean Delance to practice squad	1/10	Signed T Jean Delance	5/5	Signed LB Jimmy Phillips Jr.
12/13	Released DL Jack Heflin from practice squad	1/10	Signed QB Tyrell Ford	5/5	Signed S Benny Sapp III
12/13	Signed C Michal Menet to practice squad	1/10	Signed CB Benjie Franklin	5/5	Signed T Kadeem Telfort
12/13	Released WR Dede Westbrook from practice squad	1/10	Signed RB Tyler Goodson	5/5	Signed WR Ducee Watts
12/14	Activated T Caleb Jones off reserve/non-football illness	3/15	Signed TE Nick Guggemos	5/5	LB Kenneth Odumegwu allocated as part of NFL International Player Pathway program
12/19	Signed RB Patrick Taylor to active roster from practice squad	3/17	Signed LB La'Darius Hamilton	5/5	Signed DL Karl Brooks
12/19	Released WR Sammy Watkins	3/17	Signed DL Chris Slayton	5/5	Signed K Anders Carlson
12/23	Signed G/T Elgton Jenkins to contract extension	3/20	Signed CB Kiondre Thomas	5/5	Signed QB Sean Clifford
12/27	Released LB Tipa Galeai from injured reserve	3/20	Signed K Parker White	5/5	Signed S Anthony Johnson Jr.
12/27	Placed DL Dean Lowry on injured reserve	3/23	Signed S James Wiggins	5/5	Signed RB Lew Nichols
12/27	Signed WR Bo Melton off Seattle Seahawks' practice squad	3/15	Re-signed TE Tyler Davis	5/5	Signed CB Narrington Valentine
12/31	S Micah Abernathy signed to Atlanta Falcons' active roster	3/15	Re-signed CB Keisean Nixon	5/5	Signed WR Dontayvion Wicks
12/31	Elevated K Ramiz Ahmed from practice squad to active roster for gameday	3/17	Signed S Tarvarius Moore	5/8	Signed DL Colby Wooden
		3/17	Signed LS Matt Orzech	5/8	Released LS Jack Coco
		3/20	Re-signed CB Corey Ballentine	5/8	Signed WR Grant DuBose
		3/20	Re-signed S Rudy Ford	5/8	Signed LS Broughton Hatcher
		3/23	Re-signed LB Justin Hollins	5/8	Signed CB William Hooper
		3/25	Re-signed LB Eric Wilson	5/8	Signed DL Antonio Moultrie
		4/5	Re-signed S Dallin Leavitt	5/12	Signed S Jonathan Owens
		4/26	QB Aaron Rodgers traded to New York Jets, along with a 2023 first-round pick (No. 15) and a 2023 fifth-round pick (No. 170), in exchange for a 2023 first-round pick (No. 13), a 2023 second-round pick (No. 42), a 2023 sixth-round pick (No. 207) and a conditional 2024 second-round pick	5/15	Released S James Wiggins
		5/3	Signed QB Jordan Love to contract extension	5/17	Released CB Benjie Franklin
		5/5	Signed LB Keshawn Banks	5/17	Signed TE Tucker Kraft
				5/17	Claimed C DJ Scaife off waivers from Miami Dolphins
				5/17	Signed P Daniel Whelan
				5/22	Released K Parker White
				5/22	Signed RB Emanuel Wilson
				5/23	Released TE Nick Guggemos
				5/23	Signed WR Jadakis Bonds

## COLDEST RECORDED HOME GAMES, PACKERS HISTORY (SINCE 1959)

## COLDEST RECORDED HOME GAMES, TEAM HISTORY

-13	D 31	1967 Dallas Cowboys (GB)	W 21 17
-1	J 20	2008 New York Giants (GB)	L 20 23
0	D 26	1993 Los Angeles Raiders (GB)	W 28 0
0	D 22	1990 Detroit Lions (GB)	L 17 24
3	J 12	1997 Carolina Panthers (GB)	W 30 13
3	D 7	2008 Houston Texans (GB)	L 21 24
5	J 5	2013 San Francisco 49ers (GB)	L 20 23
6	N 28	1976 Chicago Bears (GB)	L 10 16
8	D 20	1992 Los Angeles Rams (GB)	W 28 13
9	D 8	2013 Atlanta Falcons (GB)	W 22 21
10	D 3	1972 Detroit Lions (GB)	W 33 7
10	D 4	1977 Detroit Lions (GB)	W 10 9
10	D 12	1982 Detroit Lions (GB)	L 10 30
10	D 15	1991 Detroit Lions (GB)	L 17 21
10	D 23	2017 Minnesota Vikings (GB)	L 0 16

## postseason games in bold

## COLDEST SEPTEMBER HOME GAMES

43	S 26	1965 Baltimore Colts (Milw)	W 20 17
46	S 24	2001 Washington Redskins (GB)	W 37 0
49	S 30	2018 Buffalo Bills (GB)	W 22 0
51	S 17	1973 New York Jets (Milw)	W 23 7
51	S 21	1975 Detroit Lions (Milw)	L 16 30
52	S 25	1960 Chicago Bears (GB)	L 14 17
52	S 24	1961 San Francisco 49ers (GB)	W 30 10
52	S 23	1990 Kansas City Chiefs (GB)	L 3 17
53	S 19	1971 New York Giants (GB)	L 40 42
53	S 29	1974 Detroit Lions (Milw)	W 21 19

## COLDEST OCTOBER HOME GAMES

36	O 26	1980 Minnesota Vikings (GB)	W 16 3
37	O 15	2018 San Francisco 49ers (GB)	W 33 30
38	O 11	1959 San Francisco 49ers (GB)	W 21 20
39	O 29	1972 Minnesota Vikings (GB)	L 13 27
39	O 31	1993 Chicago Bears (GB)	W 17 3
40	O 18	1981 San Francisco 49ers (Milw)	L 3 13
41	O 24	1965 Dallas Cowboys (Milw)	W 13 3
41	O 28	1984 Detroit Lions (GB)	W 41 9
42	O 17	1976 Philadelphia Eagles (GB)	W 28 13
42	O 15	1978 Seattle Seahawks (Milw)	W 45 28
42	O 17	1983 Washington Redskins (GB)	W 48 47
42	O 22	1995 Minnesota Vikings (GB)	W 38 21

## COLDEST NOVEMBER HOME GAMES

6	N 28	1976 Chicago Bears (GB)	L 10 16
19	N 24	2013 Minnesota Vikings (GB)	T 26 26
22	N 12	1995 Chicago Bears (GB)	W 35 28
25	N 23	1997 Dallas Cowboys (GB)	W 45 17
25	N 22	1964 Cleveland Browns (Milw)	W 28 21
26	N 27	1977 Minnesota Vikings (GB)	L 6 13
26	N 17	2022 Tennessee Titans (GB)	L 17 27
27	N 9	1986 Washington Redskins (GB)	L 7 16
27	N 19	2000 Indianapolis Colts (GB)	W 26 24
28	N 15	1992 Philadelphia Eagles (Milw)	W 27 24
28	N 29	2004 St. Louis Rams (GB)	W 45 17
28	N 16	2014 Philadelphia Eagles (GB)	W 53 20
28	N 30	2014 New England Patriots (GB)	W 26 21
28	N 19	2017 Baltimore Ravens (GB)	L 0 23
29	N 30	2015 Chicago Bears (GB)	W 28 7
29	N 24	1991 Indianapolis Colts (Milw)	W 14 10
29	N 28	1993 Tampa Bay Buccaneers (GB)	W 13 10

## 2022 NFL STANDINGS

## AMERICAN FOOTBALL CONFERENCE

AFC East	W	L	T	Pct.	PF	PA	Home	Road	AFC	NFC	DIV
y-Buffalo Bills	13	3	0	.813	455	286	7-1	6-2	9-2	4-1	4-2
x-Miami Dolphins	9	8	0	.529	397	399	6-2	3-6	7-5	2-3	3-3
New England Patriots	8	9	0	.471	364	347	4-4	4-5	6-6	2-3	3-3
New York Jets	7	10	0	.412	296	316	3-5	4-5	5-7	2-3	2-4
AFC North	W	L	T	Pct.	PF	PA	Home	Road	AFC	NFC	DIV
y-Cincinnati Bengals	12	4	0	.750	418	322	6-1	6-3	8-3	4-1	3-3
x-Baltimore Ravens	10	7	0	.588	350	315	5-3	5-4	6-6	4-1	3-3
Pittsburgh Steelers	9	8	0	.529	308	346	4-4	5-4	5-7	4-1	3-3
Cleveland Browns	7	10	0	.412	361	381	4-4	3-6	4-8	3-2	3-3
AFC South	W	L	T	Pct.	PF	PA	Home	Road	AFC	NFC	DIV
y-Jacksonville Jaguars	9	8	0	.529	404	350	5-3	4-5	8-4	1-4	4-2
Tennessee Titans	7	10	0	.412	298	359	3-5	4-5	5-7	2-3	3-3
Indianapolis Colts	4	12	1	.265	289	427	2-6	2-6-1	4-7-1	0-5	1-4-1
Houston Texans	3	13	1	.206	289	420	0-7-1	3-6	3-8-1	0-5	3-2-1
AFC West	W	L	T	Pct.	PF	PA	Home	Road	AFC	NFC	DIV
*yz-Kansas City Chiefs	14	3	0	.824	496	369	7-1	7-2	9-3	5-0	6-0
x-Los Angeles Chargers	10	7	0	.588	391	384	5-3	5-4	7-5	3-2	2-4
Las Vegas Raiders	6	11	0	.353	395	418	4-4	2-7	5-7	1-4	3-3
Denver Broncos	5	12	0	.294	287	359	4-4	1-8	3-9	2-3	1-5

## NATIONAL FOOTBALL CONFERENCE

NFC East	W	L	T	Pct.	PF	PA	Home	Road	NFC	AFC	DIV
*yz-Philadelphia Eagles	14	3	0	.824	477	344	7-2	7-1	9-3	5-0	4-2
x-Dallas Cowboys	12	5	0	.706	467	342	8-1	4-4	8-4	4-1	4-2
x-New York Giants	9	7	1	.559	365	371	5-3-1	4-4	4-7-1	5-0	1-4-1
Washington Commanders	8	8	1	.500	321	343	4-5	4-3-1	5-6-1	3-2	2-3-1
NFC North	W	L	T	Pct.	PF	PA	Home	Road	NFC	AFC	DIV
y-Minnesota Vikings	13	4	0	.765	424	427	8-1	5-3	8-4	5-0	4-2
Detroit Lions	9	8	0	.529	453	427	5-4	4-4	7-5	2-3	5-1
Green Bay Packers	8	9	0	.471	370	371	5-4	3-5	6-6	2-3	3-3
Chicago Bears	3	14	0	.176	326	463	2-7	1-7	1-11	2-3	0-6
NFC South	W	L	T	Pct.	PF	PA	Home	Road	NFC	AFC	DIV
y-Tampa Bay Buccaneers	8	9	0	.471	313	358	5-4	3-5	8-4	0-5	4-2
Carolina Panthers	7	10	0	.412	347	374	5-4	2-6	6-6	1-4	4-2
New Orleans Saints	7	10	0	.412	330	345	4-5	3-5	5-7	2-3	2-4
Atlanta Falcons	7	10	0	.412	365	386	6-3	1-7	6-6	1-4	2-4
NFC West	W	L	T	Pct.	PF	PA	Home	Road	NFC	AFC	DIV
y-San Francisco 49ers	13	4	0	.765	450	277	8-1	5-3	10-2	3-2	6-0
x-Seattle Seahawks	9	8	0	.529	407	401	5-4	4-4	6-6	3-2	4-2
Los Angeles Rams	5	12	0	.294	307	384	4-5	1-7	3-9	2-3	1-5
Arizona Cardinals	4	13	0	.235	340	449	1-8	3-5	3-9	1-4	1-5

x - clinched playoff berth y - clinched division title z - clinched first-round bye \* - clinched home-field advantage

## 2022 NATIONAL FOOTBALL LEAGUE PLAYOFFS

## AFC

## Wild Card Playoffs

JACKSONVILLE 31, L.A. Chargers 30  
BUFFALO 34, Miami 31  
CINCINNATI 24, Baltimore 17

## Divisional Playoffs

KANSAS CITY 27, Jacksonville 20  
Cincinnati 27, BUFFALO 10

## Wild Card Playoffs

SAN FRANCISCO 41, Seattle 23  
N.Y. Giants 31, MINNESOTA 24  
Dallas 31, TAMPA BAY 14

## NFC

## Divisional Playoffs

PHILADELPHIA 38, N.Y. Giants 7  
SAN FRANCISCO 19, Dallas 12

## Conference Championship

KANSAS CITY 23, Cincinnati 20

## Conference Championship

PHILADELPHIA 31, San Francisco 7

## Super Bowl LVII

Kansas City 38, Philadelphia 35  
at State Farm Stadium; Glendale, Ariz.

Home playoff teams in CAPS



# RECORDS & HISTORY



## SERVICE

### Most Seasons, Head Coach

- 31 Earl L. "Curly" Lambeau, 1919-49
- 13 Mike McCarthy, 2006-18
- 9 Vince Lombardi, 1959-67
- Bart Starr, 1975-83
- 7 Mike Holmgren, 1992-98

### Most Seasons, Active Player

- 18 Aaron Rodgers, 2005-22
- 16 Bart Starr, 1956-71
- Brett Favre, 1992-2007
- Mason Crosby, 2007-22
- 15 Ray Nitschke, 1958-72
- 14 Forrest Gregg, 1956, 1958-70
- Donald Driver, 1999-2012
- 13 Charles "Buckets" Goldenberg, 1933-45
- Dave Hanner, 1952-64

### Most Games Played

- 258 Mason Crosby, 2007-22 (16 seasons)
- 255 Brett Favre, 1992-2007 (16 seasons)
- 230 Aaron Rodgers, 2005-22 (18 seasons)
- 205 Donald Driver, 1999-2012 (14 seasons)
- 196 Bart Starr, 1956-71 (16 seasons)
- 190 Ray Nitschke, 1958-72 (15 seasons)
- 188 William Henderson, 1995-2006 (12 seasons)
- 187 Forrest Gregg, 1956, 1958-70 (14 seasons)
- 181 LeRoy Butler, 1990-2001 (12 seasons)
- 167 Ed West, 1984-94 (11 seasons)
- Rob Davis, 1997-2007 (11 seasons)
- 166 Willie Wood, 1960-71 (12 seasons)
- 165 Chad Clifton, 2000-11 (12 seasons)
- 164 Robert Brown, 1982-92 (11 seasons)
- 162 Larry McCarren, 1973-84 (12 seasons)
- Ron Hallstrom, 1982-92 (11 seasons)

### Most Consecutive Games Played

- 258 Mason Crosby, 2007-22
- 255 Brett Favre, 1992-2007
- 187 Forrest Gregg, 1956, 1958-70
- 167 Rob Davis, 1997-2007
- 166 Willie Wood, 1960-71
- 162 Larry McCarren, 1973-84
- 150 Boyd Dowler, 1959-69
- 144 Ryan Longwell, 1997-2005
- 140 Fred Carr, 1968-77
- 138 Bill Forester, 1953-63
- Willie Davis, 1960-69
- 136 James Lofton, 1978-86
- 126 Jim Ringo, 1954-63
- 121 Larry Craig, 1939-49

## SCORING

### Most Seasons Leading League

- \*5 Don Hutson, 1940-44
- 3 Paul Hornung, 1959-61
- 2 Chester Marcol, 1972, 1974

### Most Consecutive Seasons Leading League

- \*5 Don Hutson, 1940-44
- 3 Paul Hornung, 1959-61

### ALL-TIME TWO-POINT CONVERSIONS (41)

Conversion	Play	Date, Opp.
M. Lewis	Rec. from A. Rodgers	Dec. 4, 2022, at ChiB
A. Jones	Rec. from A. Rodgers	Nov. 17, 2022, vs. TenT
J. Love	Run	Jan. 9, 2022, at Det.
J. Williams	Run	Nov. 1, 2020, vs. Min.
J. Williams	Run	Sept. 20, 2020, vs. Det.
G. Allison	Rec. from A. Rodgers	Dec. 23, 2019, at Min.
D. Adams	Rec. from A. Rodgers	Nov. 24, 2019, at SF
A. Rodgers	Run	Nov. 3, 2019, at LAC
A. Rodgers	Run	Dec. 23, 2018, at NYJ
D. Adams	Rec. from A. Rodgers	Dec. 16, 2018, at ChiB
J. Williams	Rec. from A. Rodgers	Oct. 7, 2018, at Det.
R. Cobb	Rec. from B. Hundley	Dec. 31, 2017, at Det.
D. Adams	Rec. from A. Rodgers	Jan. 1, 2017, at Det.
A. Rodgers	Run	Oct. 30, 2016, at Atl.
J. Jones	Rec. from A. Rodgers	Dec. 27, 2015, at Ari.
A. Jones	Rec. from A. Rodgers	Nov. 22, 2015, at Min.
D. Adams	Rec. from A. Rodgers	Nov. 8, 2015, at Car.
R. Rodgers	Rec. from A. Rodgers	Sept. 20, 2015, vs. Sea.
R. Cobb	Rec. from A. Rodgers	Sept. 14, 2014, vs. NYJ
J. Nelson	Rec. from A. Rodgers	Sept. 9, 2012, vs. SF
B. Jackson	Rec. from A. Rodgers	Dec. 20, 2009, at Pit.

Since 1994, when the NFL implemented the two-point conversion, the Packers are 41 for 75 (.547); opponents are 49 for 101 (.485).

### Most Consecutive Seasons Leading Team

- 12 Mason Crosby, 2007-18
- 9 Ryan Longwell, 1997-2005
- 7 Don Hutson, 1939-45
- 5 Verne Lewellen, 1926-30
- Fred Cone, 1953-57
- Chris Jacke, 1989-93
- 4 Ted Fritsch, 1946-49
- Paul Hornung, 1958-61
- 3 Don Chandler, 1965-67
- Chester Marcol, 1972-74
- Jan Stenerud, 1981-83
- Al Del Greco, 1984-86

### Most Points, Career

- 1,918 Mason Crosby, 2007-22 (16 seasons; 733 PAT, 395 FG)
- 1,054 Ryan Longwell, 1997-2005 (9 seasons; 376 PAT, 226 FG)
- 823 Don Hutson, 1935-45 (11 seasons; 105 TD, 172 PAT, 7 FG)
- 820 Chris Jacke, 1989-96 (8 seasons; 301 PAT, 173 FG)
- 760 Paul Hornung, 1957-62, 1964-66 (9 seasons; 62 TD, 190 PAT, 66 FG)

### Most Points, Season

- 176 Paul Hornung, 1960 (15 TD, 41 PAT, 15 FG)
- 146 Paul Hornung, 1961 (10 TD, 41 PAT, 15 FG)
- 141 Mason Crosby, 2007 (48 PAT, 31 FG)
- Mason Crosby, 2013 (42 PAT, 33 FG)
- 140 Mason Crosby, 2011 (68 PAT, 24 FG)

### Most Points, No Touchdowns, Season

- 141 Mason Crosby, 2007
- Mason Crosby, 2013
- 140 Mason Crosby, 2011
- 134 Mason Crosby, 2014
- 131 Ryan Longwell, 2000
- 129 Mason Crosby, 2009
- 128 Chester Marcol, 1972
- Chris Jacke, 1993
- Ryan Longwell, 1998, 2002
- 127 Mason Crosby, 2008
- 124 Mason Crosby, 2018, 2021
- 122 Mason Crosby, 2016
- 120 Ryan Longwell, 1997, 2003, 2004
- 115 Jan Stenerud, 1983

### Most Seasons, 100 or More Points

- 15 Mason Crosby, 2007-16, 2018-22
- 8 Ryan Longwell, 1997-2004
- 3 Paul Hornung, 1960-61, 1964
- Chris Jacke, 1989, 1993, 1996
- 2 Don Hutson, 1942-43
- Jan Stenerud, 1981, 1983
- 1 Ted Fritsch, 1946
- Jim Taylor, 1962
- Chester Marcol, 1972
- Sterling Sharpe, 1994
- Ahman Green, 2003
- Dave Rayner, 2006
- Aaron Jones, 2019
- Davante Adams, 2020

### Most Consecutive Seasons, 100 or More Points

- 10 Mason Crosby, 2007-16
- 8 Ryan Longwell, 1997-2004
- 5 Mason Crosby, 2018-22
- 2 Don Hutson, 1942-43
- Paul Hornung, 1960-61

### Most Points, Rookie, Season

- 141 Mason Crosby, 2007
- 128 Chester Marcol, 1972
- 120 Ryan Longwell, 1997
- 108 Chris Jacke, 1989
- 78 Billy Howton, 1952
- 66 Eddie Lacy, 2013

\* — holds or shares NFL record



Gregg



Marcol



Longwell

**Most Points, Game**

- 33 Paul Hornung, vs. BalC, Oct. 8, 1961  
(4 touchdowns, 6 extra points, 1 field goal)  
31 Don Hutson, vs. Det., Oct. 7, 1945  
(4 touchdowns, 7 extra points)  
30 Paul Hornung, at BalC, Dec. 12, 1965  
(5 touchdowns)  
28 Paul Hornung, vs. Min., Sept. 16, 1962  
(3 touchdowns, 4 extra points, 2 field goals)

**Most Points, Quarter**

- \*29 Don Hutson, vs. Det., Oct. 7, 1945  
(second quarter: 4 TD, 5 PAT)

**Most Consecutive Games Scoring**

- 144 Ryan Longwell (Week 1, 1997 - Week 17, 2005)  
142 Mason Crosby (Week 1, 2007 - Week 15, 2015)  
45 Jan Stenerud (4 in 1980, 16 in '81, 9 in '82, 16 in '83)  
42 Don Chandler, 1965-67 (14 in 1965, 14 in '66, 14 in '67)  
Chris Jacke, 1991-94 (9 in 1991, 16 in '92, 16 in '93, 1 in '94)  
41 Al Del Greco, 1984-86 (9 in 1984, 16 in '85, 16 in '86)  
40 Don Hutson, 1940-44 (2 in 1940, 11 in '41, 11 in '42, 10 in '43, 6 in '44)

**TOUCHDOWNS****Most Seasons Leading League**

- \*8 Don Hutson, 1935-38, 1941-44

**Most Consecutive Seasons Leading League**

- \*4 Don Hutson, 1935-38  
Don Hutson, 1941-44

**Most Seasons Leading Team**

- 11 Don Hutson, 1935-45  
5 Verne Lewellen, 1926-30  
Jim Taylor, 1959, 1961-64  
Sterling Sharpe, 1989-90, 1992-94  
4 Ahman Green, 2000-03  
3 Billy Howton, 1952, 1956-57  
Donny Anderson, 1967, 1970-71  
Barty Smith, 1976-77, 1979  
Paul Coffman, 1979, 1983-84  
Dorsey Levens, 1996-97, 1999  
Greg Jennings, 2007-08, 2010  
Davante Adams, 2017-18, 2020

**Most Consecutive Seasons Leading Team**

- 11 Don Hutson, 1935-45  
5 Verne Lewellen, 1926-30  
4 Jim Taylor, 1961-64  
Ahman Green, 2000-03  
3 Sterling Sharpe, 1992-94

**Most Touchdowns, Career**

- 105 Don Hutson, 1935-45 (11 seasons)  
91 Jim Taylor, 1958-66 (9 seasons)  
73 Davante Adams, 2014-21 (8 seasons)  
69 Jordy Nelson, 2008-14, 2016-17 (9 seasons)  
68 Ahman Green, 2000-06, 2009 (8 seasons)

**Most Touchdowns, Season**

- 20 Ahman Green, 2003  
18 Sterling Sharpe, 1994  
19 Jim Taylor, 1962  
Davante Adams, 2020  
Aaron Jones, 2019  
17 Don Hutson, 1942

**Most Touchdowns, Rookie, Season**

- 13 Billy Howton, 1952  
11 Eddie Lacy, 2013  
9 Max McGee, 1954  
Christian Watson, 2022  
8 Gerry Ellis, 1980  
7 Don Hutson, 1935  
Dave Hampton, 1969  
Samkon Gado, 2005

**Most Touchdowns, Game**

- 5 Paul Hornung, at BalC, Dec. 12, 1965  
4 Don Hutson, vs. Det., Oct. 7, 1945  
Paul Hornung, vs. BalC, Oct. 8, 1961  
Jim Taylor, at CleB, Oct. 15, 1961  
Jim Taylor, at ChiB, Nov. 4, 1962  
Jim Taylor, at Phi., Nov. 11, 1962  
Donny Anderson, vs. CleB, Nov. 12, 1967  
Terrell Middleton, vs. Sea., Oct. 15, 1978  
Sterling Sharpe, at TB, Oct. 24, 1993  
Sterling Sharpe, at DalC, Nov. 24, 1994  
Dorsey Levens, vs. Ari., Jan. 2, 2000  
Aaron Jones, at DalC, Oct. 6, 2019  
Aaron Jones, vs. Det., Sept. 20, 2021



Hornung

**Most Consecutive Games Scoring Touchdown**

- 8 Davante Adams, 2020  
7 Don Hutson, 1941-42  
Don Hutson, 1943-44  
Paul Hornung, 1960  
Ahman Green, 2003  
6 Clarke Hinkle, 1937  
Billy Howton, 1956  
Terrell Middleton, 1978  
Brent Fullwood, 1988  
Sterling Sharpe, 1994  
Ahman Green, 2000-01  
Ryan Grant, 2007  
Randall Cobb, 2014
- 5 Don Hutson, 1942  
Chuck Sample, 1942  
Billy Howton, 1952  
Fred Cone, 1953  
Tobin Rote, 1956  
Jim Taylor, 1961  
Jim Taylor, 1964  
Carroll Dale, 1967-68  
Dave Hampton, 1969  
Antonio Freeman, 1998-99  
Ahman Green, 2003-04  
Greg Jennings, 2007  
Davante Adams, 2017-18  
Aaron Jones, 2018  
Robert Tonyan, 2020  
AJ Dillon, 2022

**POINTS AFTER TOUCHDOWN****Most Seasons Leading League**

- 3 Don Hutson, 1941-42, 1945

**Most Seasons Leading Team**

- 16 Mason Crosby, 2007-22  
9 Ryan Longwell, 1997-2005  
8 Chris Jacke, 1989-96  
7 Fred Cone, 1951-57  
Chester Marcol, 1972-74, 1976-79

**Most Consecutive Seasons Leading Team**

- 16 Mason Crosby, 2007-22  
9 Ryan Longwell, 1997-2005  
8 Chris Jacke, 1989-96  
7 Fred Cone, 1951-57  
6 Don Hutson, 1940-45

**Most (Kicking) PAT Attempted, Career**

- 753 Mason Crosby, 2007-22  
380 Ryan Longwell, 1997-2005  
306 Chris Jacke, 1989-96  
215 Fred Cone, 1951-57  
194 Paul Hornung, 1957-62, 1964-66

**Most (Kicking) PAT Attempted, Season**

- 69 Mason Crosby, 2011  
63 Mason Crosby, 2020  
55 Mason Crosby, 2014  
53 Chris Jacke, 1996  
52 Jan Stenerud, 1983

**Most (Kicking) PAT Attempted, Game**

- 8 Don Hutson, vs. Det., Oct. 7, 1945  
Don Chandler, vs. Atl., Oct. 23, 1966  
7 Don Hutson, vs. ChiC, Nov. 1, 1942  
Paul Hornung, at CleB, Oct. 15, 1961  
Paul Hornung, vs. ChiB, Sept. 30, 1962  
Jerry Kramer, at Phi., Nov. 11, 1962  
Don Chandler, vs. CleB, Nov. 12, 1967  
Jan Stenerud, vs. TB, Oct. 2, 1983  
Ryan Longwell, vs. Ari., Jan. 2, 2000  
Ryan Longwell, vs. NO, Oct. 9, 2005  
Mason Crosby, vs. Den., Oct. 2, 2011  
Mason Crosby, vs. TenT, Dec. 23, 2012  
Mason Crosby, vs. ChiB, Nov. 9, 2014

**Most (One-Point) Points After Touchdown, Career**

- 733 Mason Crosby, 2007-22  
376 Ryan Longwell, 1997-2005  
301 Chris Jacke, 1989-96  
200 Fred Cone, 1951-57  
190 Paul Hornung, 1957-62, 1964-66

**Most (One-Point) Points After Touchdown, Season**

- 68 Mason Crosby, 2011 (69 attempts)  
59 Mason Crosby, 2020 (63 attempts)  
53 Mason Crosby, 2014 (55 attempts)  
52 Jan Stenerud, 1983 (52 attempts)  
51 Chris Jacke, 1996 (53 attempts)  
Ryan Longwell, 2003 (51 attempts)

**Most (One-Point) Points After Touchdown, Game**

- 8 Don Chandler, vs. Atl., Oct. 23, 1966  
7 Don Hutson, vs. Det., Oct. 7, 1945  
Paul Hornung, at CleB, Oct. 15, 1961  
Paul Hornung, vs. ChiB, Sept. 30, 1962  
Jerry Kramer, at Phi., Nov. 11, 1962  
Don Chandler, vs. CleB, Nov. 12, 1967  
Jan Stenerud, vs. TB, Oct. 2, 1983  
Ryan Longwell, vs. Ari., Jan. 2, 2000  
Ryan Longwell, vs. NO, Oct. 9, 2005  
Mason Crosby, vs. Den., Oct. 2, 2011  
Mason Crosby, vs. TenT, Dec. 23, 2012  
Mason Crosby, vs. ChiB, Nov. 9, 2014



Jacke

**Most Consecutive (Kicking) Points After Touchdown**

156 Ryan Longwell, 2001-05	104 Ryan Longwell, 1999-2001
134 Chris Jacke, 1990-94	100 Mason Crosby, 2007-09
105 Mason Crosby, 2011-13	99 Paul Hornung, 1960-62, 1964

**Highest (Kicking) PAT Percentage, Career (100 attempts)**

98.95 Ryan Longwell (376/380)
98.37 Chris Jacke (301/306)
98.25 Al Del Greco (112/114)
97.94 Paul Hornung (190/194)
97.50 Don Chandler (117/120)

**Most (Kicking) PAT, No Misses, Season**

52 Jan Stenerud, 1983
51 Ryan Longwell, 2003
50 Mason Crosby, 2012
48 Ryan Longwell, 1997
Ryan Longwell, 2004
Mason Crosby, 2007

**Most (Kicking) PAT, No Misses, Game**

8 Don Chandler, vs. All., Oct. 23, 1966
7 Don Hutson, vs. Det., Oct. 7, 1945
Paul Hornung, at CleB, Oct. 15, 1961
Paul Hornung, vs. ChiB, Sept. 30, 1962
Jerry Kramer, at Phi., Nov. 11, 1962
Don Chandler, vs. CleB, Nov. 12, 1967
Jan Stenerud, vs. TB, Oct. 2, 1983
Ryan Longwell, vs. Ari., Jan. 2, 2000
Ryan Longwell, vs. NO, Oct. 9, 2005
Mason Crosby, vs. Den., Oct. 2, 2011
Mason Crosby, vs. TenT, Dec. 23, 2012
Mason Crosby, vs. ChiB, Nov. 9, 2014

**Most Two-Point Conversions, Career (Since 1994)**

4 Davante Adams, 2014-21
3 Greg Jennings, 2006-12
Aaron Rodgers, 2005-22
Jamaal Williams, 2017-20
2 Edgar Bennett, 1994-96
Antonio Freeman, 1995-2001, 2003
Donald Driver, 1999-2012
Bubba Franks, 2000-07
Robert Ferguson, 2001-06
James Jones, 2007-13, 2015
Randall Cobb, 2011-18, 2021-22

**Most Two-Point Conversions, Season**

2 Edgar Bennett, 1996
Bubba Franks, 2003
Greg Jennings, 2009
James Jones, 2015
Jamaal Williams, 2020

**Most Two-Point Conversions, Game**

1 41 times (last: Marcedes Lewis, at ChiB, Dec. 4, 2022)
--

**FIELD GOALS**

**Most Seasons Leading Team**

16 Mason Crosby, 2007-22
9 Ryan Longwell, 1997-2005
8 Chris Jacke, 1989-96
6 Ted Fritsch, 1942, 1945-46, 1948-50
Fred Cone, 1951, 1953-57
Chester Marcol, 1972-74, 1976-78

**Most Consecutive Seasons Leading Team**

16 Mason Crosby, 2007-22
9 Ryan Longwell, 1997-2005
8 Chris Jacke, 1989-96
5 Fred Cone, 1953-57
4 Cub Buck, 1922-25
Paul Hornung, 1958-61

**Most Field Goals Attempted, Career**

485 Mason Crosby, 2007-22
277 Ryan Longwell, 1997-2005
224 Chris Jacke, 1989-96
195 Chester Marcol, 1972-80
140 Paul Hornung, 1957-62, 1964-66

**Most Field Goals Attempted, Season**

48 Chester Marcol, 1972	38 Paul Hornung, 1964
39 Chester Marcol, 1974	Ryan Longwell, 2000
Mason Crosby, 2007	

**Most Field Goals Attempted, Game**

7 Mason Crosby, at Cin., Oct. 10, 2021
6 Paul Hornung, at Pit., Oct. 30, 1960
Chester Marcol, at CleB, Sept. 17, 1972
Chester Marcol, vs. DalC, Oct. 1, 1972
Chester Marcol, vs. Det., Dec. 3, 1972
Chester Marcol, vs. Det., Sept. 29, 1974
Chester Marcol, at Min., Nov. 17, 1974

**Most Field Goals, Career**

395 Mason Crosby, 2007-22
226 Ryan Longwell, 1997-2005
173 Chris Jacke, 1989-96
120 Chester Marcol, 1972-80
66 Paul Hornung, 1957-62, 1964-66



Stenerud

**Most Field Goals, Season**

33 Chester Marcol, 1972 (48 att.)
Ryan Longwell, 2000 (38 att.)
Mason Crosby, 2013 (37 att.)
31 Chris Jacke, 1993 (37 att.)
Mason Crosby, 2007 (39 att.)

**Most Field Goals, Rookie, Season**

33 Chester Marcol, 1972	22 Chris Jacke, 1989
31 Mason Crosby, 2007	11 Joe Danelo, 1975
24 Ryan Longwell, 1997	9 Al Del Greco, 1984

**Most Field Goals, Game**

5 Chris Jacke, at LARd, Nov. 11, 1990
Chris Jacke, vs. SF, Oct. 14, 1996
Ryan Longwell, at Ari., Sept. 24, 2000
Mason Crosby, vs. Det., Oct. 6, 2013
Mason Crosby, at Min., Nov. 22, 2015
Mason Crosby, vs. Min., Sept. 16, 2018
4 40 times (most: Mason Crosby, 12; last: Crosby, at Mia., Dec. 25, 2022)

**Most Field Goals, Quarter**

3 Paul Hornung, at Pit., Oct. 30, 1960 (1st Qtr.)
Chester Marcol, vs. Det., Dec. 3, 1972 (1st Qtr.)
Chris Jacke, at Min., Nov. 5, 1995 (2nd Qtr.)
Mason Crosby, at SLLR, Sept. 27, 2009 (1st Qtr.)
Mason Crosby, vs. Det., Oct. 18, 2009 (2nd Qtr.)
Mason Crosby, at Car., Sept. 18, 2011 (3rd Qtr.)
Mason Crosby, at Cin., Sept. 22, 2013 (2nd Qtr.)
Mason Crosby, vs. Min., Sept. 16, 2018 (4th Qtr.)

**Most Consecutive Games Scoring Field Goals**

17 Mason Crosby, 2013-14	12 Jan Stenerud, 1980-81
15 Ryan Longwell, 2004-05	Chris Jacke, 1991-92
14 Ryan Longwell, 1997-98	Mason Crosby, 2007
	11 Ryan Longwell, 2000

**GAME-WINNING/GAME-SAVING FG, SINCE 1970**

Kicker	Date	Opp	Yards	Made Score	Final
M.Crosby	11/13/22	DalC	28	31-28+	W, 31-28+
M.Crosby	10/03/22	NE	31	27-24+	W, 27-24+
M.Crosby	10/10/21	at Cin	49	25-22+	W, 25-22+
M.Crosby	09/26/21	at SF	51	30-28	W, 30-28
M.Crosby	12/29/19	at Det	33	23-20	W, 23-20
M.Crosby	10/14/19	Det	23	23-22	W, 23-22
M.Crosby	10/15/18	SF	27	33-30	W, 33-30
M.Crosby	09/24/17	Cin	27	27-24+	W, 27-24+
M.Crosby	12/18/16	at ChiB	32	30-27	W, 30-27
M.Crosby	11/24/13	Min.	27	23-23	T, 26-26+
M.Crosby	12/04/11	at NYG	31	38-35	W, 38-35
M.Crosby	11/02/08	at TenT	38	13-13	L, 13-16+
M.Crosby	09/09/07	Phi.	42	16-13	W, 16-13
D.Rayner	12/21/06	Min.	44	9-7	W, 9-7
R.Longwell	12/11/05	Det.	28	16-13+	W, 16-13+
R.Longwell	12/11/05	Det.	39	13-13	W, 16-13+
R.Longwell	12/24/04	at Min.	29	34-31	W, 34-31
R.Longwell	12/12/04	Det.	23	16-13	W, 16-13
R.Longwell	11/21/04	at HouT	46	16-13	W, 16-13
R.Longwell	11/14/04	Min.	33	34-31	W, 34-31
R.Longwell	09/08/02	Atl.	34	37-34+	W, 37-34+
R.Longwell	12/24/00	TB	22	17-14+	W, 17-14+
R.Longwell	10/15/00	SF	35	31-28	W, 31-28
R.Longwell	09/17/00	Phi.	38	6-3	W, 6-3
R.Longwell	12/27/98	at ChiB	18	16-13	W, 16-13
C.Jacke	10/14/96	SF	53	23-20+	W, 23-20+
C.Jacke	10/14/96	SF	31	20-20	W, 23-20+
C.Jacke	11/14/93	at NO	36	19-17	W, 19-17
C.Jacke	11/15/92	Phi.	41	27-24	W, 27-24
C.Jacke	09/06/92	Min.	24	20-20	L, 20-23+
C.Jacke	09/15/91	TB	22	15-13	W, 15-13
C.Jacke	12/03/89	at TB	47	17-16	W, 17-16
C.Jacke	10/29/89	Det.*	38	23-20+	W, 23-20+
C.Jacke	10/01/89	Atl.*	22	23-21	W, 23-21
A.Del Greco	10/25/87	at Det.	45	34-33	W, 34-33
M.Zendejas	10/11/87	Det.	45	16-16	L, 16-19+
A.Del Greco	12/15/85	Det.	27	26-23	W, 26-23
A.Del Greco	10/13/85	Min.*	22	20-17	W, 20-17
J.Stenerud	12/12/83	at TB	23	12-9+	W, 12-9+
J.Stenerud	12/12/83	at TB	23	9-9	W, 12-9+
J.Stenerud	12/04/83	ChiB	19	31-28	W, 31-28
J.Stenerud	10/17/83	Was.	20	48-47	W, 48-47
J.Stenerud	09/18/83	LARm*	36	27-24	W, 27-24
J.Stenerud	09/04/83	at HouO	42	41-38+	W, 41-38+
J.Stenerud	11/08/81	NYG*	23	26-24	W, 26-24
C.Marcol	10/29/78	TB	48	9-7	W, 9-7
C.Marcol	09/29/74	Det.*	22	21-19	W, 21-19
C.Marcol	10/07/73	at NYG*	32	16-14	W, 16-14
C.Marcol	09/23/73	Det.	24	9-9	T, 9-9
C.Marcol	10/08/72	at ChiB	37	20-17	W, 20-17
C.Marcol	10/01/72	DalC*	22	16-13	W, 16-13
T.Webster	12/05/71	at SLLC	27	16-16	T, 16-16
L.Michaels	11/07/71	at ChiB	22	17-14	W, 17-14
D.Livingston	10/12/70	at SD	14	22-20	W, 22-20

\*Milwaukee; \*Overtime; \*at New Haven, Conn. regular-season games only

**Most Consecutive Field Goals**

27 Mason Crosby, 2019-21	15 Chris Jacke, 1989-90
23 Mason Crosby, 2010-11	14 Ryan Longwell, 2002
19 Mason Crosby, 2013-14	Ryan Longwell, 2002-03
17 Chris Jacke, 1993	Mason Crosby, 2012-13

**Longest Field Goal**

58 Mason Crosby, at Min., Oct. 23, 2011
57 Mason Crosby, at NYG, Nov. 17, 2013
Mason Crosby, at DalC, Dec. 15, 2013
Mason Crosby, at Det., Dec. 13, 2020
56 Mason Crosby, at Phi., Sept. 12, 2010
Mason Crosby, at Atl., Oct. 9, 2011
Mason Crosby, at Den., Nov. 1, 2015
Mason Crosby, vs. Min., Jan. 1, 2023
55 Mason Crosby, vs. NYJ, Sept. 14, 2014
54 Chris Jacke, at Det., Jan. 2, 1994
Ryan Longwell, at TenT, Dec. 16, 2001
Dave Rayner, at Phi., Oct. 2, 2006
Mason Crosby, vs. ChiB, Sept. 13, 2012
Mason Crosby, at Det., Nov. 28, 2013
Mason Crosby, vs. Sea., Sept. 20, 2015
Mason Crosby, at SF, Sept. 26, 2021
Mason Crosby, at Min., Nov. 21, 2021

**Highest Field Goal Percentage, Career (50 att.)**

81.59 Ryan Longwell (226/277)
81.44 Mason Crosby (395/485)
80.82 Jan Stenerud (59/73)
77.23 Chris Jacke (173/224)
66.67 Al Del Greco (50/75)

**Highest Field Goal Percentage, Season (1 att./game)**

100.00 Mason Crosby, 2020 (16/16)
91.67 Jan Stenerud, 1981 (22/24)
Mason Crosby, 2019 (22/24)
89.19 Mason Crosby, 2013 (33/37)
88.46 Ryan Longwell, 2003 (23/26)

**Most Field Goals, No Misses, Game**

5 Chris Jacke, at LARd, Nov. 11, 1990
Chris Jacke, vs. SF, Oct. 14, 1996
Ryan Longwell, at Ari., Sept. 24, 2000
Mason Crosby, vs. Det., Oct. 6, 2013
Mason Crosby, at Min., Nov. 22, 2015

**Most Field Goals, 50 or More Yards, Career**

43 Mason Crosby, 2007-22
17 Chris Jacke, 1989-96
13 Ryan Longwell, 1997-2005
3 Chester Marcol, 1972-80
2 Ted Fritsch, 1942-50
Paul Hornung, 1957-62, 1964-66
Jan Stenerud, 1980-83
Al Del Greco, 1984-87

**Most Field Goals, 50 or More Yards, Season**

6 Chris Jacke, 1993	2 Chester Marcol, 1972
5 Mason Crosby, 2013	Jan Stenerud, 1981
Mason Crosby, 2018	Al Del Greco, 1986
4 Ryan Longwell, 2005	Chris Jacke, 1990
Mason Crosby, 2014	Chris Jacke, 1992
Mason Crosby, 2015	Ryan Longwell, 2004
Mason Crosby, 2020	Mason Crosby, 2009
3 Chris Jacke, 1995	Mason Crosby, 2010
Ryan Longwell, 2000	Mason Crosby, 2011
Mason Crosby, 2007	Mason Crosby, 2012
Mason Crosby, 2008	
Mason Crosby, 2021	

**Most Field Goals, 50 or More Yards, Game**

2 Ryan Longwell, at Atl., Nov. 13, 2005
Mason Crosby, vs. Buf., Sept. 30, 2018
Mason Crosby, at SF, Sept. 26, 2021

**SAFETIES****Most Safeties, Career**

2 Willie Davis, 1960-69
Tim Harris, 1986-90

**Most Safeties, Season**

*2 Tim Harris, 1988
---------------------

**Most Safeties, Game**

1 26 times
(last: Josiah Deguara, vs. NYG, Oct. 9, 2022)

**RUSHING****ATTEMPTS, RUSHING****Most Seasons Leading League**

2 Jim Taylor, 1960, 1962
1 Clarke Hinkle, 1941

**Most Seasons Leading Team**

8 Clarke Hinkle, 1932-34, 1937-41
7 Jim Taylor, 1960-66
6 Ahman Green, 2000-04, 2006
5 John Brockington, 1971-75
4 Tony Canadeo, 1943, 1948-50
Ryan Grant, 2007-09, 2011
Aaron Jones, 2018-20, 2022

**Most Consecutive Seasons Leading Team**

7 Jim Taylor, 1960-66
5 Clarke Hinkle, 1937-41
John Brockington, 1971-75
Ahman Green, 2000-04
3 Clarke Hinkle, 1932-34
Ted Fritsch, 1944-46
Tony Canadeo, 1948-50
Edgar Bennett, 1994-96
Dorsey Levens, 1997-99
Ryan Grant, 2007-09
Eddie Lacy, 2013-15
Aaron Jones, 2018-20

**Most Attempts, Career**

1,851 Ahman Green, 2000-06, 2009 (8 seasons)
1,811 Jim Taylor, 1958-1966 (9 seasons)
1,293 John Brockington, 1971-77 (7 seasons)
1,171 Clarke Hinkle, 1932-41 (10 seasons)
1,035 Aaron Jones, 2017-22 (6 seasons)

**Most Attempts, Season**

355 Ahman Green, 2003 (16 games)
329 Dorsey Levens, 1997 (16 games)
316 Edgar Bennett, 1995 (16 games)
312 Ryan Grant, 2008 (16 games)
304 Ahman Green, 2001 (16 games)

**Most Attempts, Rookie, Season**

284 Eddie Lacy, 2013 (15 games)
216 John Brockington, 1971 (14 games)
153 Jamaal Williams, 2017 (16 games)
143 Samkon Gado, 2005 (8 games)
126 Gerry Ellis, 1980 (15 games)

**Most Attempts, Game**

39 Terrell Middleton, vs. Min., Nov. 26, 1978 (110 yds.)
33 Dorsey Levens, vs. DalC, Nov. 23, 1997 (190 yds.)
Ahman Green, at Car., Sept. 13, 2004 (119 yds.)
Ryan Grant, at Sea., Oct. 12, 2008 (90 yds.)
32 Jim Grabowski, vs. ChiB, Sept. 24, 1967 (111 yds.)
John Brockington, at Min., Nov. 17, 1974 (137 yds.)
31 Dorsey Levens, at Min., Dec. 1, 1997 (108 yds.)
Ahman Green, at NE, Oct. 13, 2002 (136 yds.)
Ryan Grant, vs. Ind., Oct. 19, 2008 (105 yds.)
30 Jim Taylor, vs. Pitt., Nov. 3, 1963 (141 yds.)
John Brockington, at ChiB, Nov. 7, 1971 (142 yds.)
Harlan Huckleby, at NYG, Oct. 4, 1981 (88 yds.)
Edgar Bennett, at ChiB, Sept. 11, 1995 (96 yds.)
Ahman Green, vs. ChiB, Dec. 7, 2003 (80 yds.)



Bennett

**YARDS GAINED, RUSHING****Most Seasons Leading League**

1 Jim Taylor, 1962
--------------------

**Most Seasons Leading Team**

7 Clarke Hinkle, 1932-34, 1936-37, 1940-41
Jim Taylor, 1960-66
6 Ahman Green, 2000-04, 2006
5 Tony Canadeo, 1943, 1946-49
John Brockington, 1971-75
3 Ted Fritsch, 1942, 1944-45
Tobin Rote, 1951-52, 1956
Gerry Ellis, 1981, 1983-84
Eddie Lee Ivery, 1980, 1982, 1985
Edgar Bennett, 1994-96
Ryan Grant, 2007-09
Eddie Lacy, 2013-15
Aaron Jones, 2018-20



Hinkle

\* — holds or shares NFL record



**Most Consecutive Seasons Leading Team**

7	Jim Taylor, 1960-66	3	Clarke Hinkle, 1932-34
5	John Brockington, 1971-75		Edgar Bennett, 1994-96
	Ahman Green, 2000-04		Ryan Grant, 2007-09
4	Tony Canadeo, 1946-49		Eddie Lacy, 2013-15
			Aaron Jones, 2018-20

**Most Yards Rushing, Career**

8,322	Ahman Green, 2000-06, 2009 (8 seasons)
8,207	Jim Taylor, 1958-66 (9 seasons)
5,284	Aaron Jones, 2017-22 (6 seasons)
5,024	John Brockington, 1971-77 (7 seasons)
4,197	Tony Canadeo, 1941-44, 1946-52 (11 seasons)

**Most Seasons, 1,000 or More Yards Rushing**

6	Ahman Green, 2000-04, 2006
5	Jim Taylor, 1960-64
3	John Brockington, 1971-73
	Aaron Jones, 2019-20, 2022
2	Dorsey Levens, 1997, 1999
	Ryan Grant, 2008-09
	Eddie Lacy, 2013-14
1	Tony Canadeo, 1949
	Terdell Middleton, 1978
	Edgar Bennett, 1995

**Most Consecutive Seasons, 1,000 or More Yards Rushing**

5	Jim Taylor, 1960-64
	Ahman Green, 2000-04
3	John Brockington, 1971-73
2	Ryan Grant, 2008-09
	Eddie Lacy, 2013-14
	Aaron Jones, 2019-20

**Most Yards Rushing, Season**

1,883	Ahman Green, 2003 (355 att.)
1,474	Jim Taylor, 1962 (272 att.)
1,435	Dorsey Levens, 1997 (329 att.)
1,387	Ahman Green, 2001 (304 att.)
1,307	Jim Taylor, 1961 (243 att.)
1,253	Ryan Grant, 2009 (282 att.)
1,240	Ahman Green, 2002 (286 att.)
1,203	Ryan Grant, 2008 (312 att.)
1,178	Eddie Lacy, 2013 (284 att.)
1,175	Ahman Green, 2000 (263 att.)
1,169	Jim Taylor, 1964 (235 att.)
1,163	Ahman Green, 2004 (259 att.)
1,144	John Brockington, 1973 (265 att.)
1,139	Eddie Lacy, 2014 (246 att.)
1,121	Aaron Jones, 2022 (213 att.)
1,116	Terdell Middleton, 1978 (284 att.)
1,105	John Brockington, 1971 (216 att.)

**Most Yards Rushing, Rookie, Season**

1,178	Eddie Lacy, 2013 (284 att.)
1,105	John Brockington, 1971 (216 att.)
582	Samkon Gado, 2005 (143 att.)
556	Jamaal Williams, 2017 (153 att.)
545	Gerry Ellis, 1980 (126 att.)

**Most Yards Rushing, Game**

218	Ahman Green, vs. Den., Dec. 28, 2003 (20 att.)
192	Ahman Green, vs. Phil., Nov. 10, 2003 (29 att.)
190	Dorsey Levens, vs. DalC, Nov. 23, 1997 (33 att.)
186	Jim Taylor, vs. NYG, Dec. 3, 1961 (27 att.)
178	Najeh Davenport, vs. StLR, Nov. 29, 2004 (19 att.)
176	Ahman Green, at ChiB, Sept. 29, 2003 (19 att.)
171	Samkon Gado, vs. Det., Dec. 11, 2005 (29 att.)
169	Ahman Green, vs. TB, Nov. 4, 2001 (24 att.)
168	Aaron Jones, vs. Det., Sept. 20, 2020 (18 att.)
167	Billy Grimes, vs. NYY, Oct. 8, 1950 (10 att.)

**Most Yards Rushing, Rookie, Game**

171	Samkon Gado, vs. Det., Dec. 11, 2005 (29 att.)
150	Eddie Lacy, vs. ChiB, Nov. 4, 2013 (22 att.)
149	John Brockington, at Min., Nov. 14, 1971 (23 att.)

**Most Games, 100 or More Yards Rushing, Career**

33	Ahman Green, 2000-06, 2009 (8 seasons)
26	Jim Taylor, 1958-66 (9 seasons)
17	Aaron Jones, 2017-22 (6 seasons)
13	John Brockington, 1971-77 (7 seasons)
12	Ryan Grant, 2007-12 (6 seasons)

**Most Games, 100 or More Yards Rushing, Season**

10	Ahman Green, 2003	5	Tony Canadeo, 1949
7	Jim Taylor, 1962		Jim Taylor, 1960
	Ahman Green, 2001		John Brockington, 1973
6	Dorsey Levens, 1997		Ahman Green, 2006
			Ryan Grant, 2007
			Aaron Jones, 2019
			Aaron Jones, 2022

**Most Consecutive Games, 100 or More Yards Rushing**

4	Ahman Green, 2003
	Ahman Green, 2003-04
3	John Brockington, 1971
	Dorsey Levens, 1997
	Ahman Green, 2003
	Ahman Green, 2006
2	19 times (last: Aaron Jones, 2019)

**Longest Run From Scrimmage**

98	Ahman Green, vs. Den., Dec. 28, 2003 (TD)
97	Andy Uram, vs. ChiC, Oct. 8, 1939 (TD)
90	Ahman Green, vs. DalC, Oct. 24, 2004 (TD)
84	Jim Taylor, vs. Det., Nov. 8, 1964 (TD)
83	James Lofton, at NYG, Sept. 20, 1982 (TD) (WR)
	Ahman Green, vs. Det., Sept. 9, 2001 (TD)
80	Jessie Clark, at StLC, Sept. 29, 1985
77	Tom Moore, vs. Det., Sept. 22, 1963 (TD)
	Aaron Jones, vs. Phi., Dec. 6, 2020 (TD)
76	Terdell Middleton, vs. Det., Oct. 1, 1978 (TD)
	Najeh Davenport, at StLR, Oct. 19, 2003 (TD)

**AVERAGE GAIN, RUSHING****Highest Average Gain, Career (750 Attempts)**

5.11	Aaron Jones, 2017-22 (1,035-5,284)
4.58	Gerry Ellis, 1980-86 (836-3,826)
4.53	Jim Taylor, 1958-66 (1,811-8,207)
4.50	Ahman Green, 2000-06, 2009 (1,851-8,322)
4.36	Eddie Lacy, 2013-16 (788-3,435)

**Highest Average Gain, Season (75 Attempts)**

6.88	Tobin Rote, 1951 (76-523) (QB)
5.94	Ty Montgomery, 2016 (77-457)
5.71	Billy Grimes, 1950 (84-480)
5.58	Eddie Lee Ivery, 1984 (99-552)
5.54	James Starks, 2013 (89-493)

**Highest Average Gain, Game (10 attempts)**

16.7	Billy Grimes, vs. NYY, Oct. 8, 1950 (10-167)
------	--

**TOUCHDOWNS, RUSHING**

In 2003, Ahman Green broke Jim Taylor's 1962 single-season Packers rushing record, the oldest of its kind in the NFL. Green also surpassed Taylor (left) on Green Bay's career rushing list in 2009.

**Most Seasons Leading League**

2	Verne Lewellen, 1928, 1930
	Jim Taylor, 1961-62
1	Clarke Hinkle, 1937
	Ted Fritsch, 1946
	Paul Hornung, 1960
	Aaron Jones, 2019

**Most Consecutive Seasons Leading League**

2	Jim Taylor, 1961-62
---	---------------------

**Most Seasons Leading Team**

6	Clarke Hinkle, 1932, 1936-1939, 1941
	Ahman Green, 2000-04, 2006
5	Verne Lewellen, 1927-31
	Ted Fritsch, 1943-47
	Tobin Rote, 1951-52, 1954-56 (QB)
	Paul Hornung, 1957-60, 1965
4	Jim Taylor, 1961-64
	Donny Anderson, 1967-68, 1970-71
	John Brockington, 1972-75
	Brent Fullwood, 1987-90
	Dorsey Levens, 1995-97, 1999
	Ryan Grant, 2007-09, 2012
	Aaron Jones, 2017-20

\* — holds or shares NFL record

**Most Consecutive Seasons Leading Team**

- 5 Verne Lewellen, 1927-31  
Ted Fritsch, 1943-47  
Ahman Green, 2000-04
- 4 Clarke Hinkle, 1936-39  
Paul Hornung, 1957-60  
Jim Taylor, 1961-64  
John Brockington, 1972-75  
Brent Fullwood, 1987-90  
Aaron Jones, 2017-20



Brockington

**Most Rushing Touchdowns, Career**

- 81 Jim Taylor, 1958-66 (9 seasons)  
54 Ahman Green, 2000-06, 2009 (8 seasons)  
50 Paul Hornung, 1957-62, 1964-66 (9 seasons)  
43 Aaron Jones, 2017-22 (6 seasons)  
37 Verne Lewellen, 1924-32 (9 seasons)

**Most Rushing Touchdowns, Season**

- 19 Jim Taylor, 1962  
16 Aaron Jones, 2019  
15 Jim Taylor, 1961  
Ahman Green, 2003
- 13 Paul Hornung, 1960  
12 Jim Taylor, 1964

**Most Rushing Touchdowns, Rookie, Season**

- 11 Eddie Lacy, 2013  
6 Samkon Gado, 2005  
5 Charles "Buckets" Goldenberg, 1933  
Gerry Ellis, 1980  
Brent Fullwood, 1987
- 4 Bob Monnett, 1933  
Charlie Sample, 1942  
Tom Moore, 1960  
Dave Hampton, 1969  
John Brockington, 1971  
Scott Hunter, 1971 (QB)  
DeShawn Wynn, 2007  
Aaron Jones, 2017  
Jamaal Williams, 2017



Ellis

**Most Rushing Touchdowns, Game**

- 4 Jim Taylor, at CleB, Oct. 15, 1961  
Jim Taylor, at ChiB, Nov. 4, 1962  
Jim Taylor, at Phi., Nov. 11, 1962  
Terdell Middleton, vs. Sea., Oct. 15, 1978  
Dorsey Levens, vs. Ari., Jan. 2, 2000  
Aaron Jones, at DalC, Oct. 6, 2019

**Most Consecutive Games, Rushing for Touchdowns**

- 7 Paul Hornung, 1960  
6 Terdell Middleton, 1978  
Ryan Grant, 2007
- 5 Tobin Rote, 1956  
Jim Taylor, 1964  
Brent Fullwood, 2008  
Ahman Green, 2003-04  
Aaron Jones, 2018  
AJ Dillon, 2022

**PASSING****PASSER RATING**

Current rating system implemented in 1973

**Most Seasons Leading Team**

- 4 Aaron Rodgers, 2011-12, 2020-21  
3 Arnie Herber, 1932, 1934, 1936  
Bart Starr, 1962, 1964, 1966

**Most Consecutive Seasons Leading League**

- 2 Cecil Isbell, 1941-42  
Aaron Rodgers, 2011-12, 2020-21

**Highest Passer Rating, Career (1,500 attempts)**

- 103.6 Aaron Rodgers, 2005-22 (18 seasons)  
85.8 Brett Favre, 1992-2007 (16 seasons)  
80.5 Bart Starr, 1956-71 (16 seasons)  
73.8 Lynn Dickey, 1976-77, 1979-85 (9 seasons)  
73.5 Don Majkowski, 1987-92 (6 seasons)

**Highest Passer Rating, Season (200 attempts)**

- \*122.5 Aaron Rodgers, 2011  
121.5 Aaron Rodgers, 2020  
112.2 Aaron Rodgers, 2014  
111.9 Aaron Rodgers, 2021  
108.0 Aaron Rodgers, 2012

**Highest Passer Rating, Game (20 attempts)**

- \*158.3 Aaron Rodgers, vs. Oak., Oct. 20, 2019  
155.4 Aaron Rodgers, at CleB, Oct. 25, 2009  
154.9 Brett Favre, at Oak., Dec. 22, 2003  
154.5 Aaron Rodgers, vs. Car., Oct. 19, 2014  
152.1 Lynn Dickey, vs. Pit., Sept. 11, 1983

**ATTEMPTS****Most Seasons Leading League**

- 3 Arnie Herber, 1932, 1934, 1936  
Brett Favre, 1999, 2005-06  
2 Tobin Rote, 1954, 1956
- 1 Cecil Isbell, 1941  
Irv Comp, 1944  
Don Majkowski, 1989

**Most Seasons Leading Team**

- 16 Brett Favre, 1992-2007  
14 Aaron Rodgers, 2008-16, 2018-22  
13 Bart Starr, 1957-68, 1970  
8 Lynn Dickey, 1976-77, 1980-85  
7 Arnie Herber, 1932-37, 1939  
6 Tobin Rote, 1950-51, 1953-56



Starr

**Most Consecutive Seasons Leading Team**

- 16 Brett Favre, 1992-2007  
12 Bart Starr, 1957-68  
9 Aaron Rodgers, 2008-16  
6 Arnie Herber, 1932-37  
Lynn Dickey, 1980-85

**Most Passes Attempted, Career**

- 8,754 Brett Favre, 1992-2007 (16 seasons) (10,169 career)  
7,660 Aaron Rodgers, 2005-22 (18 seasons)  
3,149 Bart Starr, 1956-71 (16 seasons)  
2,831 Lynn Dickey, 1976-77, 1979-85 (9 seasons)  
1,854 Tobin Rote, 1950-56 (7 seasons)

**Most Passes Attempted, Season**

- 613 Brett Favre, 2006  
610 Aaron Rodgers, 2016  
607 Brett Favre, 2005  
599 Don Majkowski, 1989  
597 Aaron Rodgers, 2018

**Most Passes Attempted, Rookie, Season**

- 224 Tobin Rote, 1950  
177 Babe Parilli, 1952  
163 Scott Hunter, 1971
- 127 Don Majkowski, 1987  
106 Stan Heath, 1949

**Most Passes Attempted, Game**

- 61 Brett Favre, vs. SF, Oct. 14, 1996 (28 comp.)  
Aaron Rodgers, vs. Det., Nov. 15, 2015 (35 comp.)  
59 Don Majkowski, at Det., Nov. 12, 1989 (34 comp.)  
58 Brett Favre, at ChiB, Dec. 4, 2005 (31 comp.)  
56 Aaron Rodgers, vs. ChiB, Oct. 20, 2016 (39 comp.)

**COMPLETIONS****Most Seasons Leading League**

- 3 Arnie Herber, 1932, 1934, 1936  
2 Cecil Isbell, 1941-42  
Tobin Rote, 1954, 1956  
Brett Favre, 1998, 2005  
1 Don Majkowski, 1989

**Most Consecutive Seasons Leading League**

- 2 Cecil Isbell, 1941-42

**Most Passes Completed, Career**

- 5,377 Brett Favre, 1992-2007 (16 seasons)  
5,001 Aaron Rodgers, 2005-22 (18 seasons)  
1,808 Bart Starr, 1956-71 (16 seasons)  
1,592 Lynn Dickey, 1976-77, 1979-85 (9 seasons)  
889 Don Majkowski, 1987-92 (6 seasons)

**Most Passes Completed, Season**

- 401 Aaron Rodgers, 2016 (610 att.)  
372 Brett Favre, 2005 (607 att.)  
Aaron Rodgers, 2018 (597 att.)  
Aaron Rodgers, 2020 (526 att.)  
371 Aaron Rodgers, 2012 (552 att.)

**Most Passes Completed, Rookie, Season**

- 83 Tobin Rote, 1950 (224 att.)  
77 Babe Parilli, 1952 (177 att.)  
75 Scott Hunter, 1971 (163 att.)  
55 Don Majkowski, 1987 (127 att.)  
50 David Whitehurst, 1977 (105 att.)

**Most Passes Completed, Game**

- 39 Aaron Rodgers, vs. ChiB, Oct. 20, 2016 (56 att.)  
37 Aaron Rodgers, at NYJ, Dec. 23, 2018 (55 att.)  
36 Brett Favre, at ChiB, Dec. 5, 1993 (54 att.)  
35 Lynn Dickey, at TB, Oct. 12, 1980 (51 att.)  
Aaron Rodgers, vs. Det., Nov. 15, 2015 (61 att.)  
Brett Hundley, at CleB, Dec. 10, 2017 (46 att.)  
34 Don Majkowski, at Det., Nov. 12, 1989 (59 att.)  
Aaron Rodgers, at ChiB, Sept. 27, 2010 (45 att.)  
Aaron Rodgers, vs. Was., Sept. 15, 2013 (42 att.)  
Aaron Rodgers, vs. Phi., Sept. 26, 2019 (53 att.)

\* — holds or shares NFL record

**Most Consecutive Passes Completed**

- 20 Brett Favre, at Det., Nov. 22, 2007
- 18 Lynn Dickey, at HouO, Sept. 4, 1983
- Don Majkowski, vs. NO, Sept. 17, 1989

**COMPLETION PERCENTAGE****Most Seasons Leading League**

- 3 Bart Starr, 1962, 1968-69
- 1 Brett Favre, 1998
- Aaron Rodgers, 2020

**Most Consecutive Seasons Leading League**

- 2 Bart Starr, 1968-69

**Highest Completion Percentage, Career (1,500 attempts)**

- 65.29 Aaron Rodgers, 2005-22 (5,001-7,660)
- 61.42 Brett Favre, 1992-2007 (5,377-8,754)
- 57.42 Bart Starr, 1956-71 (1,808-3,149)
- 56.23 Lynn Dickey, 1976-77, 1979-85 (1,592-2,831)
- 55.32 Don Majkowski, 1987-92 (889-1,607)

**Highest Completion Percentage, Season (200 attempts)**

- 70.72 Aaron Rodgers, 2020 (372-526)
- 68.93 Aaron Rodgers, 2021 (366-531)
- 68.33 Aaron Rodgers, 2011 (343-502)
- 67.21 Aaron Rodgers, 2012 (371-552)
- 66.55 Aaron Rodgers, 2013 (193-290)

**Highest Completion Percentage, Rookie, Season (60 attempts)**

- 50.00 Irv Comp, 1943 (46-92)
- 47.62 David Whitehurst, 1977 (50-105)
- 46.01 Scott Hunter, 1971 (75-163)
- 43.55 Randy Wright, 1984 (27-62)
- 43.50 Babe Parilli, 1952 (77-177)

**Highest Completion Percentage, Game (20 attempts)**

- 90.48 Lynn Dickey, at NO, Dec. 13, 1981 (19-21)
- 87.10 Lynn Dickey, at HouO, Sept. 4, 1983 (27-31)
- 86.36 Aaron Rodgers, vs. Car., Oct. 19, 2014 (19-22)
- 84.00 Aaron Rodgers, vs. TenT, Dec. 27, 2020 (21-25)
- 82.76 Aaron Rodgers, at Min., Oct. 27, 2013 (24-29)

**YARDS PASSING****Most Seasons Leading League**

- 3 Arnie Herber, 1932, 1934, 1936
- 2 Cecil Isbell, 1941-42
- Brett Favre, 1995, 1998
- 1 Irv Comp, 1944
- Tobin Rote, 1956
- Lynn Dickey, 1983
- Don Majkowski, 1989

*Herber***Most Consecutive Seasons Leading League**

- 2 Cecil Isbell, 1941-42

**Most Seasons Leading Team**

- 16 Brett Favre, 1992-2007
- 14 Aaron Rodgers, 2008-16, 2018-22
- 12 Bart Starr, 1957, 1959-68, 1970
- 8 Lynn Dickey, 1976-77, 1980-85
- 7 Arnie Herber, 1932-37, 1939
- 6 Tobin Rote, 1950-51, 1953-56

**Most Consecutive Seasons Leading Team**

- 16 Brett Favre, 1992-2007
- 10 Bart Starr, 1959-68
- 9 Aaron Rodgers, 2008-16
- 6 Arnie Herber, 1932-37
- Lynn Dickey, 1980-85
- 5 Aaron Rodgers, 2018-22
- 4 Tobin Rote, 1953-56

**Most Yards Passing, Career**

- 61,655 Brett Favre, 1992-2007 (16 seasons)
- 59,055 Aaron Rodgers, 2005-22 (18 seasons)
- 24,718 Bart Starr, 1956-71 (16 seasons)
- 21,369 Lynn Dickey, 1976-77, 1979-85 (9 seasons)
- 11,535 Tobin Rote, 1950-56 (7 seasons)

**Most Seasons, 3,000 or More Yards Passing**

- 16 Brett Favre, 1992-2007
- 13 Aaron Rodgers, 2008-12, 2014-16, 2018-22
- 3 Lynn Dickey, 1980, 1983-84
- 1 Randy Wright, 1986
- Don Majkowski, 1989

**Most Consecutive Seasons, 3,000 or More Yards Passing**

- 16 Brett Favre, 1992-2007 (\*18 career)
- 5 Aaron Rodgers, 2008-12
- Aaron Rodgers, 2018-22
- 3 Aaron Rodgers, 2014-16
- 2 Lynn Dickey, 1983-84

**Most Yards Passing, Season**

- 4,643 Aaron Rodgers, 2011 (502 att.)
- 4,458 Lynn Dickey, 1983 (484 att.)
- 4,442 Aaron Rodgers, 2018 (597 att.)
- 4,434 Aaron Rodgers, 2009 (541 att.)
- 4,428 Aaron Rodgers, 2016 (610 att.)
- 4,413 Brett Favre, 1995 (570 att.)
- 4,381 Aaron Rodgers, 2014 (520 att.)
- 4,318 Don Majkowski, 1989 (599 att.)
- 4,299 Aaron Rodgers, 2020 (526 att.)
- 4,285 Aaron Rodgers, 2012 (552 att.)
- 4,212 Brett Favre, 1998 (551 att.)
- 4,155 Brett Favre, 2007 (535 att.)
- 4,115 Aaron Rodgers, 2021 (531 att.)
- 4,091 Brett Favre, 1999 (595 att.)
- 4,088 Brett Favre, 2004 (540 att.)
- 4,038 Aaron Rodgers, 2008 (536 att.)

*Dickey***Most Yards Passing, Rookie, Season**

- 1,416 Babe Parilli, 1952 (177 att.)
- 1,231 Tobin Rote, 1950 (224 att.)
- 1,210 Scott Hunter, 1971 (163 att.)
- 875 Don Majkowski, 1987 (127 att.)
- 662 Irv Comp, 1943 (92 att.)

**Most Yards Passing, Game**

- 480 Matt Flynn, vs. Det., Jan. 1, 2012 (31 comp.)
- Aaron Rodgers, vs. Was., Sept. 15, 2013 (34 comp.)
- 442 Aaron Rodgers, at Det., Oct. 7, 2018 (32 comp.)
- Aaron Rodgers, at NYJ, Dec. 23, 2018 (37 comp.)
- 429 Aaron Rodgers, vs. Oak., Oct. 20, 2019 (25 comp.)
- 425 Aaron Rodgers, vs. SF, Oct. 15, 2018 (25 comp.)
- 422 Aaron Rodgers, vs. Phi., Sept. 26, 2019 (34 comp.)
- 418 Lynn Dickey, at TB, Oct. 12, 1980 (35 comp.)
- Aaron Rodgers, at NO, Oct. 26, 2014 (28 comp.)
- 410 Don Horn, vs. StLC, Dec. 21, 1969 (22 comp.)
- 408 Aaron Rodgers, vs. Den., Oct. 2, 2011 (29 comp.)
- 404 Aaron Rodgers, vs. NYG, Dec. 26, 2010 (25 comp.)
- 402 Brett Favre, at ChiB, Dec. 5, 1993 (36 comp.)

**Most Games, 300 or More Yards Passing, Career**

- 69 Aaron Rodgers, 2005-22
- 55 Brett Favre, 1992-2007
- 15 Lynn Dickey, 1976-77, 1979-85
- 9 Don Majkowski, 1987-92
- 5 Bart Starr, 1956-71

**Most Games, 300 or More Yards Passing, Season**

- 8 Aaron Rodgers, 2011
- 4 Lynn Dickey, 1984
- Aaron Rodgers, 2014
- Brett Favre, 1994
- 7 Brett Favre, 1995
- Brett Favre, 1998
- Brett Favre, 2007
- Brett Favre, 2001
- 6 Don Majkowski, 1989
- Brett Favre, 2005
- Brett Favre, 1999
- Aaron Rodgers, 2008
- Aaron Rodgers, 2012
- Aaron Rodgers, 2013
- Aaron Rodgers, 2016
- Aaron Rodgers, 2018
- 5 Lynn Dickey, 1983
- Aaron Rodgers, 2019
- Brett Favre, 2004
- Aaron Rodgers, 2009
- Aaron Rodgers, 2010
- Aaron Rodgers, 2020

**Most Consecutive Games, 300 or More Yards Passing**

- 5 Aaron Rodgers, 2016-17
- 4 Aaron Rodgers, 2011, 2012-13
- 3 Lynn Dickey, 1984
- Brett Favre, 2007 (twice)
- Aaron Rodgers, 2014, '16, '20, '21
- 2 Lynn Dickey, 1983 (twice)
- Don Majkowski, 1989
- Brett Favre, 1995, '97, '98, '99, 2004, '06
- Aaron Rodgers, 2009 (twice), '10, '11 (twice), '12, '13, '14, '15, '18, '19

**Longest Pass Completion (All TDs)**

- '99 Brett Favre to Robert Brooks, at ChiB, Sept. 11, 1995
- 96 Tobin Rote to Billy Grimes, at SF, Dec. 10, 1950
- 95 Lynn Dickey to Steve Odom, at Min., Oct. 2, 1977
- 93 Aaron Rodgers to Jordy Nelson, vs. StLR, Oct. 16, 2011
- 92 Arnie Herber to Don Hutson, vs. ChiC, Oct. 8, 1939
- 91 Bart Starr to Boyd Dowler, at LARm, Dec. 17, 1960

**Shortest Pass Completion (TD)**

- 4 in. Cecil Isbell to Don Hutson, vs. CleR, Oct. 18, 1942

\* — holds or shares NFL record

**AVERAGE GAIN, PASSING****Most Seasons Leading League**

- 3 Arnie Herber, 1932, 1934, 1936
- Bart Starr, 1966-68
- 1 Lynn Dickey, 1983
- Aaron Rodgers, 2011

**Most Consecutive Seasons Leading League**

- 3 Bart Starr, 1966-68

**Highest Average Gain, Career (1,500 attempts)**

- 7.85 Bart Starr, 1956-71 (24,718 yds., 3,149 att.)
- 7.71 Aaron Rodgers, 2005-22 (59,055 yds., 7,660 att.)
- 7.55 Lynn Dickey, 1976-77, 1979-85 (21,369 yds., 2,831 att.)
- 7.04 Brett Favre, 1992-2007 (61,655 yds., 8,754 att.)
- 6.76 Don Majkowski, 1987-92 (10,870 yds., 1,607 att.)

**Highest Average Gain, Season (200 attempts)**

- 9.25 Aaron Rodgers, 2011 (4,643 yds., 502 att.)
- 9.21 Lynn Dickey, 1983 (4,458 yds., 484 att.)
- 8.99 Bart Starr, 1966 (2,257 yds., 251 att.)
- 8.74 Aaron Rodgers, 2013 (2,536 yds., 290 att.)
- 8.68 Bart Starr, 1967 (1,823 yds., 210 att.)

**Highest Average Gain, Game (20 attempts)**

- 15.86 Cecil Isbell, Nov. 1, 1942, vs. ChiC (333 yds., 21 att.)
- 14.85 Babe Parilli, Oct. 19, 1958, at Was. (297 yds., 20 att.)
- 14.52 Brett Favre, Nov. 16, 1997, at Ind. (363 yds., 25 att.)
- 14.50 Lynn Dickey, Sept. 11, 1983, vs. Pit. (290 yds., 20 att.)
- 13.96 Bart Starr, Sept. 17, 1967, vs. Det. (321 yds., 23 att.)

**TOUCHDOWN PASSES****Most Seasons Leading League**

- 4 Brett Favre, 1995-97, 2003
- 3 Arnie Herber, 1932, 1934, 1936
- 2 Cecil Isbell, 1941-42
- Tobin Rote, 1955-56
- Aaron Rodgers, 2016, 2020
- 1 Lynn Dickey, 1983

**Most Consecutive Seasons Leading League**

- 3 Brett Favre, 1995-97
- 2 Cecil Isbell, 1941-42
- Tobin Rote, 1955-56

**Most Touchdown Passes, Career**

- 475 Aaron Rodgers, 2005-22 (18 seasons)
- 442 Brett Favre, 1992-2007 (16 seasons)
- 152 Bart Starr, 1956-71 (16 seasons)
- 133 Lynn Dickey, 1976-77, 1979-85 (9 seasons)
- 89 Tobin Rote, 1950-56 (7 seasons)

**Most Touchdown Passes, Season**

- 48 Aaron Rodgers, 2020
- 45 Aaron Rodgers, 2011
- 40 Aaron Rodgers, 2016
- 39 Brett Favre, 1996
- Aaron Rodgers, 2012

**Most Touchdown Passes, Rookie, Season**

- 13 Babe Parilli, 1952
- 7 Cecil Isbell, 1938
- Irv Comp, 1943
- Tobin Rote, 1950
- Scott Hunter, 1971



Rote

**Most Touchdown Passes, Game**

- 6 Matt Flynn, vs. Det., Jan. 1, 2012
- Aaron Rodgers, at HouT, Oct. 14, 2012
- Aaron Rodgers, vs. ChiB, Nov. 9, 2014
- 5 Cecil Isbell, vs. ChiC, Nov. 1, 1942
- Don Horn, vs. StLC, Dec. 21, 1969
- Lynn Dickey, at NO, Dec. 13, 1981
- Lynn Dickey, at HouO, Sept. 4, 1983
- Brett Favre, vs. ChiB, Nov. 12, 1995
- Brett Favre, vs. Min., Sept. 21, 1997
- Brett Favre, at Car., Dec. 27, 1998
- Aaron Rodgers, vs. ChiB, Dec. 25, 2011
- Aaron Rodgers, vs. KC, Sept. 28, 2015
- Aaron Rodgers, vs. Oak., Oct. 20, 2019
- 4 55 times (most: Aaron Rodgers, 28; last: Rodgers vs. ChiB, Dec. 12, 2021)



Isbell

**Most Games, Four or More TD Passes, Career**

- 33 Aaron Rodgers, 2005-22 (18 seasons)
- 19 Brett Favre, 1992-2007 (16 seasons)
- 5 Lynn Dickey, 1976-77, 1979-85 (9 seasons)
- 2 Bart Starr, 1956-71 (16 seasons)
- Matt Flynn, 2008-11, 2013 (5 seasons)

**Most Games, Four or More TD Passes, Season**

- |                       |                     |
|-----------------------|---------------------|
| 7 Aaron Rodgers, 2020 | 2 Lynn Dickey, 1983 |
| 5 Brett Favre, 1996   | Lynn Dickey, 1984   |
| Aaron Rodgers, 2011   | Brett Favre, 1997   |
| 4 Aaron Rodgers, 2012 | Brett Favre, 2003   |
| Aaron Rodgers, 2016   | Brett Favre, 2004   |
| 3 Brett Favre, 1995   | Aaron Rodgers, 2010 |
| Aaron Rodgers, 2021   | Aaron Rodgers, 2014 |
|                       | Aaron Rodgers, 2015 |
|                       | Aaron Rodgers, 2019 |

**Most Consecutive Games, Four or More TD Passes**

- 2 Brett Favre (Gm 5-6, 1996)
- Brett Favre (Gm 14-15, 2003)
- Aaron Rodgers (Gm 8-9, 2011)
- Aaron Rodgers (Gm 15-16, 2016)
- Aaron Rodgers (Gm 15-16, 2020)

**Most Consecutive Games, Touchdown Pass**

- 36 Brett Favre (Gm 8-16, 2002; Gm 1-16, 2003; Gm 1-11, 2004)
- 22 Cecil Isbell (Gm 1-11, 1941; Gm 1-11, 1942)
- Aaron Rodgers (Gm 8-16, 2015; Gm 1-13, 2016)
- 19 Aaron Rodgers (Gm 10-16, 2008; Gm 1-12, 2009)
- Aaron Rodgers (Gm 15-16, 2010; Gm 1-15, 2011; Gm 1-2, 2012)
- 18 Brett Favre (Gm 3-16, 1997; Gm 1-4, 1998)

**HAD INTERCEPTED****Most Consecutive Attempts Without Interception**

- |                          |                            |
|--------------------------|----------------------------|
| *402 Aaron Rodgers, 2018 | 257 Aaron Rodgers, 2021-22 |
| 294 Bart Starr, 1964-65  | 251 Aaron Rodgers, 2016-17 |
| 277 Aaron Rodgers, 2019  | 212 Aaron Rodgers, 2014    |

**Most Passes Had Intercepted, Career**

- 286 Brett Favre, 1992-2007 (16 seasons) (\*336 career)
- 151 Lynn Dickey, 1976-77, 1979-85 (9 seasons)
- 138 Bart Starr, 1956-71 (16 seasons)
- 119 Tobin Rote, 1950-56 (7 seasons)
- 105 Aaron Rodgers, 2005-22 (18 seasons)

**Most Passes Had Intercepted, Season**

- |                                  |                              |
|----------------------------------|------------------------------|
| 29 Lynn Dickey, 1983 (484 att.)  | 21 Irv Comp, 1944 (177 att.) |
| Brett Favre, 2005 (607 att.)     | Jack Jacobs, 1948 (184 att.) |
| 25 Lynn Dickey, 1980 (478 att.)  | John Hadl, 1975 (353 att.)   |
| 24 Tobin Rote, 1950 (224 att.)   | Brett Favre, 2003 (471 att.) |
| Brett Favre, 1993 (522 att.)     |                              |
| 23 Randy Wright, 1986 (492 att.) |                              |
| Brett Favre, 1998 (551 att.)     |                              |
| Brett Favre, 1999 (595 att.)     |                              |

**Fewest Passes Had Intercepted, Season (200 attempts)**

- 2 Aaron Rodgers, 2018 (597 attempts)
- 3 Bart Starr, 1966 (251 attempts)
- 4 Bart Starr, 1964 (272 attempts)
- Aaron Rodgers, 2019 (569 attempts)
- Aaron Rodgers, 2021 (531 attempts)
- 5 Aaron Rodgers, 2014 (520 attempts)
- Aaron Rodgers, 2020 (536 attempts)
- 6 Aaron Rodgers, 2011 (502 attempts)
- Aaron Rodgers, 2013 (290 attempts)
- Aaron Rodgers, 2017 (238 attempts)



Favre

\* — holds or shares NFL record



## PASS RECEIVING

## RECEPTIONS

## Most Seasons Leading League

- \*8 Don Hutson, 1936-37, 1939, 1941-45
- 3 Sterling Sharpe, 1989, 1992-93

## Most Consecutive Seasons Leading League

- \*5 Don Hutson, 1941-45
- 2 Sterling Sharpe, 1992-93

## Most Seasons Leading Team

- 10 Don Hutson, 1936-45
- 8 James Lofton, 1978, 1980-86
- 7 Boyd Dowler, 1959, 1962-65, 1967-68 (tied in '62)
- Sterling Sharpe, 1988-94
- 6 Billy Howton, 1952-57
- Donald Driver, 2002-03, 2005-07, 2009
- 5 Davante Adams, 2017-21
- 4 Max McGee, 1958, 1960-62
- Antonio Freeman, 1996-99
- Jordy Nelson, 2011, 2013-14, 2016

## Most Consecutive Seasons Leading Team

- 10 Don Hutson, 1936-45
- 7 James Lofton, 1980-86
- Sterling Sharpe, 1988-94
- 6 Billy Howton, 1952-57
- 5 Davante Adams, 2017-21
- 4 Boyd Dowler, 1962-65
- Antonio Freeman, 1996-99

## Most Receptions, Career

- 743 Donald Driver, 1999-2012 (14 seasons)
- 669 Davante Adams, 2014-21 (8 seasons)
- 595 Sterling Sharpe, 1988-94 (7 seasons)
- 550 Jordy Nelson, 2008-14, 2016-17 (9 seasons)
- 530 James Lofton, 1978-86 (9 seasons)

## Most Seasons, 50 or More Receptions

- 9 Donald Driver, 2002-10
- 7 James Lofton, 1979-81, 1983-86
- Sterling Sharpe, 1988-94
- Davante Adams, 2015-21
- 6 Antonio Freeman, 1996-2001
- 5 Greg Jennings, 2007-11
- Jordy Nelson, 2011, 2013-14, 2016-17
- Randall Cobb, 2012, 2014-17
- 4 Ahman Green, 2000-03 (RB)
- James Jones, 2010, 2012-13, 2015
- 3 Don Hutson, 1941-42, 1944
- Billy Howton, 1952, 1954, 1956
- Paul Coffman, 1979, 1981, 1983 (TE)
- Edgar Bennett, 1993-95 (RB)
- Robert Brooks, 1994-95, 1997
- Bill Schroeder, 1999-2001
- Jermichael Finley, 2009, 2011-12 (TE)



Freeman

## Most Receptions, Season

- 123 Davante Adams, 2021 (16 games)
- 115 Davante Adams, 2020 (14 games)
- 112 Sterling Sharpe, 1993 (16 games)
- 111 Davante Adams, 2018 (15 games)
- 108 Sterling Sharpe, 1992 (16 games)
- 102 Robert Brooks, 1995 (16 games)
- 98 Jordy Nelson, 2014 (16 games)
- 97 Jordy Nelson, 2016 (16 games)
- 94 Sterling Sharpe, 1994 (16 games)
- 92 Donald Driver, 2006 (16 games)

## Most Receptions, Rookie, Season

- 55 Sterling Sharpe, 1988
- 53 Billy Howton, 1952
- 48 Gerry Ellis, 1980 (RB)
- 47 James Jones, 2007
- 46 James Lofton, 1978

\* — holds or shares NFL record



## Most Passes Had Intercepted, Game

- 6 Tom O'Malley, vs. Det., Sept. 17, 1950 (15 att.)
- 5 Cecil Isbell, at NYG, Nov. 20, 1938 (19 att.)
- Jack Jacobs, at NYG, Nov. 23, 1947 (24 att.)
- Jack Jacobs, at Phi., Dec. 14, 1947 (36 att.)
- Tobin Rote, vs. LARm, Oct. 16, 1955 (40 att.)
- Bart Starr, vs. ChiB, Sept. 24, 1967 (19 att.)
- Randy Wright, at NO, Sept. 14, 1986 (44 att.)
- Don Majkowski, at TB, Oct. 14, 1990 (42 att.)
- Brett Favre, at Cin., Oct. 30, 2005 (39 att.)

## Most Attempts, No Interceptions, Game

- 61 Aaron Rodgers, vs. Det., Nov. 15, 2015
- 56 Aaron Rodgers, vs. ChiB, Oct. 20, 2016
- 55 Aaron Rodgers, at NYJ, Dec. 23, 2018
- 52 Aaron Rodgers, at Det., Oct. 7, 2018
- 50 Aaron Rodgers, vs. Ari., Dec. 2, 2018
- 48 Aaron Rodgers, at Pit., Dec. 20, 2009
- 46 Don Majkowski, at Det., Sept. 30, 1990
- Brett Favre, vs. Min., Nov. 11, 2007
- Brett Hundley, at CleB, Dec. 10, 2017
- Aaron Rodgers, vs. SF, Oct. 15, 2018



Majkowski

## LOWEST PERCENTAGE, PASSES HAD INTERCEPTED

## Most Seasons Leading League

- \*6 Aaron Rodgers, 2009, 2014, 2018-21
- 3 Bart Starr, 1962, 1964, 1966

## Lowest Percentage, Career (1,500 attempts)

- \*1.37 Aaron Rodgers, 2005-2022 (105 int., 7,660 att.)
- 3.27 Brett Favre, 1992-2007 (286 int., 8,754 att.)
- 3.48 Don Majkowski, 1987-92 (56 int., 1,607 att.)
- 4.38 Bart Starr, 1956-71 (138 int., 3,149 att.)
- 5.33 Lynn Dickey, 1976-77, 1979-85 (151 int., 2,831 att.)

## Lowest Percentage, Season (200 attempts)

- \*0.34 Aaron Rodgers, 2018 (2 int., 597 att.)
- 0.70 Aaron Rodgers, 2019 (4 int., 569 att.)
- 0.75 Aaron Rodgers, 2021 (4 int., 531 att.)
- 0.95 Aaron Rodgers, 2020 (5 int., 526 att.)
- 0.96 Aaron Rodgers, 2014 (5 int., 520 att.)

## TIMES SACKED

Became official team statistic in 1963

## Most Times Sacked, Career

- 498 Aaron Rodgers, 2005-22 (18 seasons)
- 438 Brett Favre, 1992-2007 (16 seasons)
- 268 Lynn Dickey, 1976-77, 1979-85 (9 seasons)
- 235 Bart Starr, 1963-71 (9 seasons)
- 159 Don Majkowski, 1987-92 (6 seasons)

## Most Times Sacked, Season

- 51 Aaron Rodgers, 2012
- 50 Aaron Rodgers, 2009
- 49 Aaron Rodgers, 2018
- 47 Don Majkowski, 1989
- 46 Aaron Rodgers, 2015

## Most Times Sacked, Game

- 11 Bart Starr, vs. Det., Nov. 7, 1965
- 10 David Whitehurst, at SD, Sept. 24, 1978
- 9 Lynn Dickey, at NYJ, Dec. 20, 1981
- 8 Bart Starr, at Min., Oct. 5, 1969
- David Whitehurst, at All., Oct. 7, 1979
- Don Majkowski, at Min., Oct. 15, 1989
- Don Majkowski, at LARd, Nov. 11, 1990
- Brett Favre, at TB, Dec. 7, 1998
- Aaron Rodgers, at Min., Oct. 5, 2009
- Aaron Rodgers, at Sea., Sept. 24, 2012
- Aaron Rodgers, at Ari., Dec. 27, 2015

## JOHNNY BLOOD

Johnny Blood might still be the most colorful player in the history of the National Football League. That might sound like hyperbole, but how many other players have been the inspiration for a Hollywood movie 70 years after retiring? And *Leatherheads*, released in 2008 and starring George Clooney, might not have done justice to Blood's eccentricities. Born John Victor McNally, he adopted the name Johnny Blood and used it exclusively throughout his 15-year, Hall of Fame playing career, including seven seasons with the Packers.

**Most Receptions, Game**

- 14 Don Hutson, at NYG, Nov. 22, 1942 (134 yds.)  
Davante Adams, at Min., Sept. 13, 2020 (156 yds.)
- 13 Don Hutson, vs. CleR, Oct. 18, 1942 (209 yds.)  
Davante Adams, vs. ChiB, Oct. 20, 2016 (132 yds.)  
Davante Adams, at Min., Dec. 23, 2019 (116 yds.)  
Davante Adams, at HouT, Oct. 25, 2020 (196 yds.)
- 12 Ken Payne, at Den., Sept. 29, 1975 (167 yds.)  
Vince Workman, vs. Min., Sept. 6, 1992 (50 yds.) (RB)  
Davante Adams, at Atl., Oct. 30, 2016 (74 yds.)  
Jordy Nelson, at TenT, Nov. 13, 2016 (126 yds.)  
Davante Adams, at SF, Sept. 26, 2021 (132 yds.)
- 11 Don Hutson, vs. Card-Pitt, Oct. 8, 1944 (207 yds.)  
Bob Mann, at LARm, Dec. 16, 1951 (123 yds.)  
Billy Howton, at BalC, Oct. 24, 1954 (147 yds.)  
Eddie Lee Ivery, at TB, Oct. 12, 1980 (128 yds.) (RB)  
Gerry Ellis, at TB, Nov. 22, 1981 (76 yds.) (FB)  
James Lofton, at Den., Oct. 15, 1984 (206 yds.)  
Sterling Sharpe, at NYG, Nov. 8, 1992 (160 yds.)  
Robert Brooks, vs. Pit., Dec. 24, 1995 (137 yds.)  
Don Beebe, vs. SF, Oct. 14, 1996 (220 yds.)  
Donald Driver, vs. Det., Nov. 10, 2002 (130 yds.)  
Javon Walker, at Ind., Sept. 26, 2004 (200 yds.)  
Javon Walker, vs. Jax, Dec. 19, 2004 (152 yds.)  
Donald Driver, at Min., Dec. 24, 2004 (162 yds.)  
James Jones, vs. Was., Sept. 15, 2013 (178 yds.)  
Randall Cobb, at TB, Dec. 21, 2014 (131 yds.)  
Randall Cobb, vs. ChiB, Oct. 20, 2016 (95 yds.)  
Davante Adams, at NYJ, Dec. 23, 2018 (71 yds.)  
Davante Adams, vs. TenT, Dec. 27, 2020 (142 yds.)  
Davante Adams, at Cin., Oct. 10, 2021 (206 yds.)  
Davante Adams, vs. Min., Jan. 2, 2022 (136 yds.)
- 10 34 times (most: Davante Adams, 8; last: Robert Tonyan, vs. NYJ, Oct. 16, 2022)

**Most Games, 10 or More Receptions, Career**

- 19 Davante Adams, 2014-21
- 7 Sterling Sharpe, 1988-94  
Donald Driver, 1999-2012
- 4 Don Hutson, 1936-45
- 3 Randall Cobb, 2011-18, 2021-22  
Jordy Nelson, 2008-14, 2016-17

**Most Consecutive Games, Reception**

- 133 Donald Driver, Game 16, 2001 - Game 1, 2003; Game 3, 2003 - Game 15, 2007; Game 1, 2008 - Game 6, 2010
- 103 Sterling Sharpe, Game 10, 1988 - Game 16, 1994
- 97 Davante Adams, Game 7, 2015 - Game 14, 2017; Games 1-15, 2018; Games 1-4 and 9-16, 2019; Games 1-2 and 5-16, 2020; Games 1-7 and 9-17, 2021
- 68 Randall Cobb, Games 13-15, 2011; Games 1-15, 2012; Games 1-5, 2013; Game 16, 2013 - Game 6, 2016; Games 8-13, 2016
- 60 Edgar Bennett, Game 1, 1993 - Game 12, 1996 (RB)

**RECEIVING YARDS****Most Seasons Leading League**

- \*7 Don Hutson, 1936, 1938-39, 1941-44
- 2 Billy Howton, 1952, 1956
- 1 Sterling Sharpe, 1992  
Antonio Freeman, 1998

**Most Consecutive Seasons Leading League**

- \*4 Don Hutson, 1941-44

**Most Seasons Leading Team**

- 11 Don Hutson, 1935-45
- 9 James Lofton, 1978-86
- 7 Sterling Sharpe, 1988-94
- 6 Billy Howton, 1952-57  
Carroll Dale, 1966, 1968-72

**Most Consecutive Seasons Leading Team**

- 11 Don Hutson, 1935-45
- 9 James Lofton, 1978-86
- 7 Sterling Sharpe, 1988-94
- 6 Billy Howton, 1952-57
- 5 Max McGee, 1958-62  
Carroll Dale, 1968-72  
Davante Adams, 2017-21

**Most Yards Receiving, Career**

- 10,137 Donald Driver, 1999-2012 (14 seasons)
- 9,656 James Lofton, 1978-86 (9 seasons)
- 8,134 Sterling Sharpe, 1988-94 (7 seasons)
- 8,121 Davante Adams, 2014-21 (8 seasons)
- 7,991 Don Hutson, 1935-45 (11 seasons)

**Most Seasons, 1,000 or More Yards Receiving**

- 7 Donald Driver, 2002, 2004-09
- 5 James Lofton, 1980-81, 1983-85  
Sterling Sharpe, 1989-90, 1992-94
- 4 Jordy Nelson, 2011, 2013-14, 2016
- 3 Antonio Freeman, 1997-99  
Greg Jennings, 2008-10  
Davante Adams, 2018, 2020-21
- 2 Billy Howton, 1952, 1956  
Robert Brooks, 1995, 1997
- 1 Don Hutson, 1942  
Bill Schroeder, 1999  
Javon Walker, 2004  
Randall Cobb, 2014

**Most Consecutive Seasons, 1,000 or More Yards Receiving**

- 6 Donald Driver, 2004-09
- 3 James Lofton, 1983-85  
Sterling Sharpe, 1992-94  
Greg Jennings, 2008-10

**Most Yards Receiving, Season**

- 1,553 Davante Adams, 2021 (16 games)
- 1,519 Jordy Nelson, 2014 (16 games)
- 1,497 Robert Brooks, 1995 (16 games)
- 1,461 Sterling Sharpe, 1992 (16 games)
- 1,424 Antonio Freeman, 1998 (15 games)
- 1,423 Sterling Sharpe, 1989 (16 games)
- 1,386 Davante Adams, 2018 (15 games)
- 1,382 Javon Walker, 2004 (16 games)
- 1,374 Davante Adams, 2020 (14 games)
- 1,361 James Lofton, 1984 (16 games)



Brooks

**Most Yards Receiving, Rookie, Season**

- 1,231 Billy Howton, 1952 (12 games)
- 818 James Lofton, 1978 (16 games)
- 791 Sterling Sharpe, 1988 (16 games)
- 676 James Jones, 2007 (16 games)
- 632 Greg Jennings, 2006 (14 games)

**Most Yards Receiving, Game**

- 257 Billy Howton, vs. LARm, Oct. 21, 1956 (7 rec.)
- 237 Don Hutson, at Bkn., Nov. 21, 1943 (8 rec.)
- 220 Don Beebe, vs. SF, Oct. 14, 1996 (11 rec.)
- 209 Don Hutson, vs. CleR, Oct. 18, 1942 (13 rec.)  
Jordy Nelson, vs. NYJ, Sept. 14, 2014 (9 rec.)
- 207 Don Hutson, vs. ChiC, Nov. 1, 1942 (5 rec.)  
Don Hutson, vs. Card-Pitt, Oct. 8, 1944 (11 rec.)
- 206 James Lofton, at Den., Oct. 15, 1984 (11 rec.)  
Davante Adams, at Cin., Oct. 10, 2021 (11 rec.)
- 205 Carroll Dale, vs. Det., Sept. 29, 1968 (6 rec.)
- 200 Billy Howton, at LARm, Dec. 7, 1952 (6 rec.)  
Javon Walker, at Ind., Sept. 26, 2004 (11 rec.)

**Most Games, 200 or More Yards Receiving, Career**

- 4 Don Hutson, 1935-45
- 2 Billy Howton, 1952-58
- 1 Carroll Dale, 1965-72  
James Lofton, 1978-86  
Don Beebe, 1996-97  
Javon Walker, 2002-05  
Jordy Nelson, 2008-14, 2016-17  
Davante Adams, 2014-21

**Most Games, 200 or More Yards Receiving, Season**

- 2 Don Hutson, 1942

**Most Games, 100 or More Yards Receiving, Career**

- 32 James Lofton, 1978-86
- 31 Davante Adams, 2014-21
- 29 Sterling Sharpe, 1988-94
- 25 Jordy Nelson, 2008-14, 2016-17
- 24 Don Hutson, 1935-45

**Most Games, 100 or More Yards Receiving, Season**

- 9 Robert Brooks, 1995
- 8 Davante Adams, 2021
- 7 Sterling Sharpe, 1992  
Jordy Nelson, 2014  
Davante Adams, 2020
- 6 Don Hutson, 1942  
Billy Howton, 1952  
James Lofton, 1984  
Sterling Sharpe, 1989  
Antonio Freeman, 1998

\* — holds or shares NFL record

**Most Consecutive Games, 100 or More Yards Receiving**

- Don Hutson, 1945  
James Lofton, 1982-83
- Billy Howton, 1952  
James Lofton, 1984  
Robert Brooks, 1995 (twice)  
Antonio Freeman, 1998  
Greg Jennings, 2008  
Greg Jennings, 2010  
Davante Adams, 2018  
Davante Adams, 2021

**Longest Pass Reception (All TDs)**

- \*99 Robert Brooks (from B.Favre, at ChiB, Sept. 11, 1995)
- 96 Billy Grimes (from T.Rote, at SF, Dec. 10, 1950) (RB)
- 95 Steve Odom (from L.Dickey, at Min., Oct. 2, 1977)
- 93 Jordy Nelson (from A.Rodgers, vs. StLR, Oct. 16, 2011)
- 92 Don Hutson (from A.Herber, vs. ChiC, Oct. 8, 1939)
- 91 Boyd Dowler (from B.Starr, at LARm, Dec. 17, 1960)

**AVERAGE GAIN, RECEIVING****Highest Average Gain, Career (200 receptions)**

- 19.72 Carroll Dale (275 rec., 5,422 yds.)
- 18.42 Billy Howton (303 rec., 5,581 yds.)
- 18.39 Max McGee (345 rec., 6,346 yds.)
- 18.22 James Lofton (530 rec., 9,656 yds.)
- 16.38 Don Hutson (488 rec., 7,991 yds.)

**Highest Average Gain, Season (24 receptions)**

- 24.88 Don Hutson, 1939 (34 rec., 846 yds.)
- 23.68 Carroll Dale, 1966 (37 rec., 876 yds.)
- 23.23 Billy Howton, 1952 (53 rec., 1,231 yds.)
- 23.17 Max McGee, 1959 (30 rec., 695 yds.)
- 22.41 James Lofton, 1983 (58 rec., 1,300 yds.)

**Highest Average Gain, Game (3 receptions)**

- 49.67 Don Hutson, at Bkn., Nov. 19, 1939 (3-149)
- 48.67 James Lofton, at Atl., Dec. 26, 1982 (3-146)
- 47.33 Carroll Dale, vs. SF, Dec. 4, 1966 (3-142)
- 46.50 Carroll Dale, vs. Atl., Sept. 27, 1970 (4-186)
- 43.50 Andy Uram, vs. ChiC, Nov. 1, 1942 (4-174) (B)

**TOUCHDOWN RECEPTIONS****Most Seasons Leading League**

- Don Hutson, 1935-38, 1940-44
- Johnny (Blood) McNally, 1930-31, 1933 (B)
- Sterling Sharpe, 1992, 1994
- Billy Howton, 1956  
James Jones, 2012  
Jordy Nelson, 2016  
Davante Adams, 2020

**Most Consecutive Seasons Leading League**

- Don Hutson, 1940-44
- Don Hutson, 1935-38
- Johnny (Blood) McNally, 1930-31 (B)



Lofton

**Most Seasons Leading Team**

- Don Hutson, 1935-45
- Max McGee, 1954, 1958-61, 1963-64
- James Lofton, 1978-82, 1986  
Sterling Sharpe, 1989-94
- Carroll Dale, 1966-69, 1971  
Davante Adams, 2017-21

**Most Consecutive Seasons Leading Team**

- Don Hutson, 1935-45
- Sterling Sharpe, 1989-94
- James Lofton, 1978-82  
Davante Adams, 2017-21

**Most Touchdown Receptions, Career**

- Don Hutson, 1935-45 (11 seasons)
- Davante Adams, 2014-21 (8 seasons)
- Jordy Nelson, 2008-14, 2016-17 (9 seasons)
- Sterling Sharpe, 1988-94 (7 seasons)
- Donald Driver, 1999-2012 (14 seasons)

**Most Touchdown Receptions, Season**

- Sterling Sharpe, 1994 (16 games)  
Davante Adams, 2020 (14 games)
- Don Hutson, 1942 (11 games)
- Jordy Nelson, 2011 (16 games)
- Antonio Freeman, 1998 (15 games)  
James Jones, 2012 (16 games)  
Jordy Nelson, 2016 (16 games)

**Most Touchdown Receptions, Rookie, Season**

- |                          |   |
|--------------------------|---|
| 13 Billy Howton, 1952    | 6 Don Hutson, 1935                        |
| 9 Max McGee, 1954        | James Lofton, 1978                        |
| 7 Christian Watson, 2022 | 5 Carl Elliott, 1951<br>Ray Pelfrey, 1951 |

**Most Touchdown Receptions, Game**

- Don Hutson, vs. Det., Oct. 7, 1945  
Sterling Sharpe, at TB, Oct. 24, 1993  
Sterling Sharpe, at DalC, Nov. 24, 1994
- Johnny (Blood) McNally, at Prov., Nov. 26, 1931 (B)  
Don Hutson, at CleR, Oct. 17, 1937  
Don Hutson, vs. CleR, Sept. 11, 1938  
Don Hutson, at CleR, Oct. 30, 1938  
Don Hutson, at Was., Nov. 30, 1941  
Don Hutson, vs. ChiC, Nov. 1, 1942  
Andy Uram, vs. ChiC, Nov. 1, 1942 (B)  
Don Hutson, at CleR, Nov. 8, 1942  
Bob Mann, vs. Phi., Oct. 14, 1951  
Billy Howton, at Det., Nov. 27, 1952  
Max McGee, at Phi., Oct. 30, 1954  
Max McGee, at LARm, Dec. 7, 1963  
James Lofton, vs. NO, Sept. 10, 1978  
James Lofton, vs. Pit., Sept. 11, 1983  
Sterling Sharpe, at TB, Dec. 24, 1994  
Keith Jackson, at TB, Sept. 1, 1996 (TE)  
Antonio Freeman, vs. Den., Dec. 8, 1996  
Derrick Mayes, at Car., Sept. 27, 1998  
Antonio Freeman, vs. TenO, Dec. 20, 1998  
Javon Walker, at Ind., Sept. 26, 2004  
Greg Jennings, at Min., Nov. 21, 2010  
Jermichael Finley, at ChiB, Sept. 25, 2011 (TE)  
Jordy Nelson, vs. Det., Jan. 1, 2012  
Jordy Nelson, at HouT, Oct. 14, 2012  
James Jones, at ChiB, Dec. 16, 2012  
Randall Cobb, vs. KC, Sept. 28, 2015  
Robert Tonyan, vs. Atl., Oct. 5, 2020  
Davante Adams, vs. Min., Nov. 1, 2020  
Davante Adams, vs. TenT, Dec. 27, 2020  
Aaron Jones, vs. Det., Sept. 20, 2021  
Christian Watson, vs. DalC, Nov. 13, 2022



Sharpe

**Most Consecutive Games, Touchdown Reception**

- Davante Adams, 2020
- Don Hutson, 1941-42  
Don Hutson, 1943-44
- Billy Howton, 1956  
Sterling Sharpe, 1994  
Randall Cobb, 2014
- Don Hutson, 1942  
Billy Howton, 1952  
Antonio Freeman, 1998-99  
Greg Jennings, 2007  
Davante Adams, 2018  
Robert Tonyan, 2020

**YARDS FROM SCRIMMAGE****Rushing and Receiving****Most Scrimmage Yards, Career**

- 11,048 Ahman Green, 2000-06, 2009 (8,322 rush, 2,726 rec.)
- 10,354 Donald Driver, 1999-2012 (217 rush, 10,137 rec.)
- 9,901 James Lofton, 1978-86 (245 rush, 9,656 rec.)
- 9,712 Jim Taylor, 1958-66 (8,207 rush, 1,505 rec.)
- 8,275 Don Hutson, 1935-45 (284 rush, 7,991 rec.)

\* — holds or shares NFL record

**Most Scrimmage Yards, Season**

2,250	Ahman Green, 2003 (1,883 rush, 367 rec.)
1,981	Ahman Green, 2001 (1,387 rush, 594 rec.)
1,805	Dorsey Levens, 1997 (1,435 rush, 370 rec.)
1,734	Ahman Green, 2000 (1,175 rush, 559 rec.)
1,715	Edgar Bennett, 1995 (1,067 rush, 648 rec.)

**Most Scrimmage Yards, Game**

257	Billy Howton, vs. LARm, Oct. 21, 1956
237	Don Hutson, at Bkn., Nov. 21, 1943
236	Aaron Jones, vs. Det., Sept. 20, 2020
227	Ahman Green, vs. Den., Dec. 28, 2003
226	Aaron Jones, at KC, Oct. 27, 2019

**INTERCEPTIONS BY***(Further defensive records on page 298)***Most Seasons Leading League, Interceptions**

2	Charles Woodson, 2009, 2011
1	Don Hutson, 1940
	Willie Wood, 1962
	Darren Sharper, 2000

**Most Seasons Leading Team, Interceptions**

7	Bobby Dillon, 1952-58
5	Willie Wood, 1961-63, 1965, 1970
	LeRoy Butler, 1990-91, 1993, 1995, 1997
	Darren Sharper, 2000-04
4	Herb Adderley, 1963-65, 1969
	Charles Woodson, 2006, 2008-09, 2011
3	Don Hutson, 1940, 1942, 1945
	John Symank, 1957, 1959, 1961
	Ken Ellis, 1971-73
	Mark Murphy, 1988, 1990-91

**Most Consecutive Seasons Leading Team**

7	Bobby Dillon, 1952-58
5	Darren Sharper, 2000-04
3	Willie Wood, 1961-63
	Herb Adderley, 1963-65
	Ken Ellis, 1971-73

**Most Interceptions By, Career**

52	Bobby Dillon, 1952-59 (8 seasons)
48	Willie Wood, 1960-71 (12 seasons)
39	Herb Adderley, 1961-69 (9 seasons)
38	LeRoy Butler, 1990-2001 (12 seasons)
	Charles Woodson, 2006-12 (7 seasons)

**Most Interceptions By, Season**

10	Irv Comp, 1943 (10 games)
9	Bob Forte, 1947 (12 games)
	Bobby Dillon, 1953 (12 games)
	Bobby Dillon, 1955 (12 games)
	Bobby Dillon, 1957 (12 games)
	John Symank, 1957 (12 games)
	Willie Wood, 1962 (14 games)
	Willie Buchanan, 1978 (16 games)
	Tom Flynn, 1984 (16 games)
	Mark Lee, 1986 (16 games)
	Darren Sharper, 2000 (16 games)
	Charles Woodson, 2009 (16 games)

**Most Interceptions By, Rookie, Season**

10	Irv Comp, 1943	7	Rebel Steiner, 1950
9	John Symank, 1957	6	Mike McKenzie, 1999
	Tom Flynn, 1984		Casey Hayward, 2012

**Most Interceptions By, Game**

*4	Bobby Dillon, at Det., Nov. 26, 1953
	Willie Buchanan, at SD, Sept. 24, 1978
3	Several times (last: Tom Flynn, vs. Det., Oct. 28, 1984)

**Most Consecutive Games, Interception**

5	Irv Comp, 1943
4	Several times (last: Nick Collins, 2009)

**YARDS GAINED****Most Seasons Leading League**

2	Herb Adderley, 1965, 1969
1	Charley Brock, 1945
	Bobby Dillon, 1956
	Darren Sharper, 2002
	Nick Collins, 2008

**Most Yards Gained, Career**

976	Bobby Dillon, 1952-59	677	Darren Sharper, 1997-2004
795	Herb Adderley, 1961-69	568	Charles Woodson, 2006-12
699	Willie Wood, 1960-71		

**Most Yards Gained, Season**

295	Nick Collins, 2008
244	Bobby Dillon, 1956
233	Darren Sharper, 2002
217	Maurice Harvey, 1981
198	John Symank, 1957

**Most Yards Gained, Rookie, Season**

198	John Symank, 1957	114	Marques Anderson, 2002
190	Rebel Steiner, 1950	111	Tim Lewis, 1983
149	Irv Comp, 1943		

**Most Yards Gained, Game**

116	Charlie Peprah, at SD, Nov. 6, 2011
99	Maurice Harvey, at NO, Dec. 13, 1981
	Tim Lewis, vs. LARm, Nov. 18, 1984
	Aaron Rouse, vs. Ind., Oct. 19, 2008
98	Mike McKenzie, vs. ChiB, Dec. 7, 2003

**Longest Interception Return (All TDs)**

99	Tim Lewis, vs. LARm, Nov. 18, 1984
	Aaron Rouse, vs. Ind., Oct. 19, 2008
95	Nick Barnett, vs. NO, Oct. 9, 2005
94	Rebel Steiner, vs. ChiB, Oct. 1, 1950
91	Hal Van Every, at Pit., Nov. 23, 1941

**Most Touchdowns on Interceptions, Career**

9	Charles Woodson, 2006-12
7	Herb Adderley, 1961-69
5	Bobby Dillon, 1952-59
	Darren Sharper, 1997-2004
4	Johnny (Blood) McNally, 1929-33, 1935-36
	Nick Collins, 2005-11

**Most Touchdowns on Interceptions, Season**

3	Herb Adderley, 1965
	Nick Collins, 2008
	Charles Woodson, 2009
2	Don Perkins, 1944
	Charley Brock, 1945
	Bob Jeter, 1966
	Darren Sharper, 1997, 2004
	Marques Anderson, 2002
	Charles Woodson, 2008
	Julius Peppers, 2014
	Rasul Douglas, 2021

**Most Touchdowns on Interceptions, Rookie, Season**

2	Darren Sharper, 1997
	Marques Anderson, 2002

**Most Touchdowns on Interceptions, Game**

1	Several times (last: Darnell Savage, vs. Min., Jan. 1, 2023)
---	--

**PUNTING****Most Seasons Leading League, Punts**

2	Jack Jacobs, 1948-49
1	Roy McKay, 1946
	Max McGee, 1959

**Most Punts, Career**

495	David Beverly, 1975-80 (37.9 gross avg.)
390	Tim Masthay, 2010-15 (44.2 gross avg.)
368	Don Bracken, 1985-90 (39.7 gross avg.)
315	Donny Anderson, 1966-71 (39.6 gross avg.)
308	Josh Bidwell, 2000-03 (41.1 gross avg.)

**Most Punts, Season**

106	David Beverly, 1978 (35.5 gross avg.)
86	David Beverly, 1980 (38.2 gross avg.)
	Paul McJulien, 1991 (40.4 gross avg.)
85	David Beverly, 1977 (39.9 gross avg.)
	Bucky Scribner, 1984 (42.3 gross avg.)
	Don Bracken, 1988 (38.7 gross avg.)

**Most Punts, Game**

11	Clarke Hinkle, at ChiB, Dec. 10, 1933 (407 yds.)
	Jug Girard, at ChiB, Oct. 15, 1950 (418 yds.)
	Jug Girard, at LARm, Dec. 3, 1950 (402 yds.)
10	Roy McKay, at Phi., Oct. 13, 1946 (421 yds.)
	Jack Jacobs, at ChiB, Nov. 14, 1948 (392 yds.)
	Max McGee, at NYG, Nov. 1, 1959 (437 yds.)
	Don Chandler, vs. DalC, Oct. 24, 1965 (400 yds.)
	David Beverly, at Cin., Sept. 26, 1976 (366 yds.)
	David Beverly, vs. Min., Nov. 26, 1978 (305 yds.)
	David Beverly, at ChiB, Dec. 10, 1978 (307 yds.)
	Don Bracken, vs. LARd, Sept. 13, 1987 (489 yds.)
	Craig Hentrich, at Min., Oct. 20, 1994 (460 yds.)
	Jon Ryan, vs. NE, Nov. 19, 2006 (459 yds.)

\* — holds or shares NFL record



Comp



## Longest Punt

- 90 Don Chandler, vs. SF, Oct. 10, 1965
- 82 Corey Bojorquez, at ChiB, Oct. 17, 2021
- 78 Jack Jacobs, vs. ChiC, Oct. 10, 1948
- 75 Boyd Dowler, at Min., Oct. 22, 1961
- Boyd Dowler, vs. SF, Oct. 21, 1962

## AVERAGE YARDAGE, PUNTING

### Highest Gross Average, Punting, Career (250 punts)

- 44.2 Tim Masthay, 2010-15 (390 punts)
- 42.8 Craig Henrich, 1994-97 (289 punts)
- 41.6 Max McGee, 1954, 1957-67 (256 punts)
- 41.1 Josh Bidwell, 2000-03 (308 punts)
- 39.7 Don Bracken, 1985-90 (368 punts)

### Highest Gross Average, Punting, Season (35 punts)

- 46.5 Corey Bojorquez, 2021 (53 punts)
- 45.6 Tim Masthay, 2011 (55 punts)
- 45.5 JK Scott, 2020 (46 punts)
- 45.0 Craig Henrich, 1997 (75 punts)
- 44.7 JK Scott, 2018 (71 punts)

### Highest Gross Average, Punting, Game (4 punts)

- 61.6 Roy McKay, vs. ChiC, Oct. 28, 1945 (5-308)
- 55.2 Tim Masthay, at Car., Oct. 19, 2014 (5-276)
- 54.8 Craig Henrich, vs. NYJ, Nov. 13, 1994 (6-329)
- Tim Masthay, at BalR, Oct. 13, 2013 (6-329)
- 54.3 Jug Girard, vs. Phi, Oct. 14, 1951 (4-217)
- Corey Bojorquez, at KC, Nov. 7, 2021 (4-217)

### Highest Net Avg., Punting, Career (250 punts, Since 1976)

- 38.7 Tim Masthay, 2010-15 (390 punts)
- 35.6 Craig Henrich, 1994-97 (289 punts)
- 35.5 Josh Bidwell, 2000-03 (308 punts)
- 32.8 David Beverly, 1976-80 (429 punts)
- 32.5 Don Bracken, 1985-90 (368 punts)

### Highest Net Avg., Punting, Season (35 punts, Since 1976)

- 41.6 Justin Vogel, 2017 (71 punts)
- 40.3 Tim Masthay, 2015 (81 punts)
- 40.0 Corey Bojorquez, 2021 (53 punts)
- 39.9 JK Scott, 2019 (77 punts)
- 39.1 Jacob Schum, 2016 (56 punts)

### Highest Net Avg., Punting, Game (4 punts, Since 1976)

- 49.0 Jon Ryan, vs. Det., Dec. 30, 2007 (4-196)
- 48.5 Tim Masthay, at Oak., Dec. 20, 2015 (4-194)
- Corey Bojorquez, at KC, Nov. 7, 2021 (4-194)
- 47.5 Jacob Schum, vs. Ind., Nov. 6, 2016 (4-190)
- 47.3 Craig Henrich, vs. NYJ, Nov. 13, 1994 (6-284)

## PUNTS HAD BLOCKED

### Most Consecutive Punts, None Blocked

- 308 Josh Bidwell, 2000-03
- 274 David Beverly, 1977-80
- 254 Donny Anderson, 1967-71
- 200 Craig Henrich, 1995-97
- 155 Tim Masthay, 2010-12

### Most Punts Had Blocked, Career

- 5 Jug Girard, 1948-51
- Don Bracken, 1985-90
- 3 Lou Brock, 1940-45
- Steve Broussard, 1975
- Bill Renner, 1986-87
- Tim Masthay, 2010-15

### Most Punts Had Blocked, Season

- 3 Jug Girard, 1949
- Steve Broussard, 1975
- 2 Lou Brock, 1942
- Jug Girard, 1950
- Dick Deschaine, 1957
- Ron Widby, 1972
- Ray Stachowicz, 1981
- Don Bracken, 1986
- Craig Henrich, 1995
- Jon Ryan, 2007
- Tim Masthay, 2014
- Pat O'Donnell, 2022



Girard

## Most Punt Returns, Season

- 58 Desmond Howard, 1996 (875 yds.)
- 45 Antonio Chatman, 2005 (381 yds.)
- 44 Roell Preston, 1998 (398 yds.)
- 41 Charles Woodson, 2006 (363 yds.)
- Tramon Williams, 2010 (326 yds.)



Howard

## Most Punt Returns, Rookie, Season

- 37 Antonio Freeman, 1995 (292 yds.)
- 30 Jeff Query, 1989 (247 yds.)
- 26 Randall Cobb, 2011 (295 yds.)

## Most Punt Returns, Game

- 8 Phillip Epps, vs. Min., Nov. 21, 1982 (49 yds.)
- 7 Johnnie Gray, vs. Min., Nov. 21, 1976 (30 yds.)
- Phillip Epps, at DalC, Sept. 23, 1984 (22 yds.)
- Robert Brooks, at NE, Oct. 2, 1994 (34 yds.)
- Desmond Howard, vs. SD, Sept. 15, 1996 (118 yds.)
- Darrien Gordon, vs. Car., Sept. 29, 2002 (43 yds.)
- Charles Woodson, vs. Min., Dec. 21, 2006 (48 yds.)

## FAIR CATCHES

### Most Fair Catches, Career

- 102 Willie Wood, 1960-71
- 68 Randall Cobb, 2011-18, 2021-22
- 63 Antonio Chatman, 2003-05
- 41 Elijah Pitts, 1961-69, 1971
- 40 Micah Hyde, 2013-16

### Most Fair Catches, Season

- 27 Antonio Chatman, 2004
- 24 Allen Rossum, 2000
- 22 Trevor Davis, 2017
- 21 Randall Cobb, 2012
- 20 Jon Stagers, 1972

### Most Fair Catches, Game

- 5 Willie Wood, vs. ChiB, Nov. 15, 1970
- Tramon Williams, at Det., Dec. 12, 2010
- Micah Hyde, at Det., Dec. 3, 2015
- 4 Willie Wood, vs. NO, Nov. 17, 1968
- Jon Stagers, at Was., Nov. 26, 1972
- Phillip Epps, at DalC, Sept. 23, 1984
- Terrell Buckley, at TB, Oct. 24, 1993
- Terrell Buckley, at TB, Dec. 24, 1994
- Roell Preston, at Car., Sept. 27, 1998
- Roell Preston, at TB, Dec. 7, 1998
- Antonio Chatman, vs. Det., Sept. 14, 2003
- Antonio Chatman, at Det., Oct. 17, 2004
- Antonio Chatman, vs. DalC, Oct. 24, 2004
- Antonio Chatman, at Det., Sept. 11, 2005
- Tramon Williams, vs. DalC, Nov. 15, 2009
- Tramon Williams, at Phi., Sept. 12, 2010
- Micah Hyde, vs. Sea., Sept. 20, 2015
- Micah Hyde, at Min., Sept. 18, 2016
- Trevor Davis, vs. ChiB, Oct. 20, 2016
- Trevor Davis, at ChiB, Sept. 5, 2019
- Tyler Ervin, at Min., Dec. 23, 2019
- Amari Rodgers, at Min., Sept. 11, 2022



Wood

## YARDS GAINED, PUNT RETURNS

### Most Seasons Leading League

- 1 Billy Grimes, 1950
- Veryl Switzer, 1954
- Desmond Howard, 1996

### Most Punt Return Yards, Career

- 1,391 Willie Wood, 1960-71 (187 returns)
- 968 Desmond Howard, 1996, 1999 (70 returns)
- 903 Antonio Chatman, 2003-05 (110 returns)
- 869 Randall Cobb, 2011-18, 2021-22 (94 returns)
- 834 Billy Grimes, 1950-52 (63 returns)

### Most Punt Return Yards, Season

- \*875 Desmond Howard, 1996 (58 returns)
- 555 Billy Grimes, 1950 (29 returns)
- 398 Roell Preston, 1998 (44 returns)
- Will Blackmon, 2008 (36 returns)
- 381 Antonio Chatman, 2005 (45 returns)

### Most Punt Return Yards, Rookie, Season

- 306 Veryl Switzer, 1954 (24 returns)
- 296 Micah Hyde, 2013 (24 returns)
- 295 Randall Cobb, 2011 (26 returns)

### Most Punt Return Yards, Game

- 167 Desmond Howard, at Det., Dec. 15, 1996 (5 returns)
- 129 Phillip Epps, vs. TB, Oct. 2, 1983 (5 returns)
- 122 Robert Brooks, vs. LaRM, Oct. 9, 1994 (4 returns)
- 118 Desmond Howard, vs. SD, Sept. 15, 1996 (7 returns)
- 113 Walter Stanley, at Det., Nov. 27, 1986 (2 returns)

## PUNT RETURNS

### Most Seasons Leading League, Punt Returns

- 1 Desmond Howard, 1996

### Most Punt Returns, Career

- 187 Willie Wood, 1960-71 (1,391 yds.)
- 110 Antonio Chatman, 2003-05 (903 yds.)
- 100 Al Carmichael, 1953-58 (753 yds.)
- Phillip Epps, 1982-88 (819 yds.)
- 94 Randall Cobb, 2011-18, 2021-22 (869 yds.)

\* — holds or shares NFL record

**Longest Punt Return (All TDs)**

- 95 Steve Odom, vs. ChiB, Nov. 10, 1974  
 94 Mark Lee, vs. NYG, Nov. 8, 1981  
 Tramon Williams, vs. Car., Nov. 18, 2007  
 93 Veryl Switzer, at ChiB, Nov. 7, 1954  
 Micah Hyde, at Min., Oct. 27, 2013

**AVERAGE YARDAGE, PUNT RETURNS****Most Seasons Leading League**

- 1 Veryl Switzer, 1954  
 Willie Wood, 1961  
 Ken Ellis, 1972  
 Desmond Howard, 1996

**Highest Punt Return Average, Career (50 returns)**

- 13.83 Desmond Howard, 1996, 1999 (70 ret., 968 yds.)  
 13.24 Billy Grimes, 1950-52 (63 ret., 834 yds.)  
 9.71 Micah Hyde, 2013-16 (76 ret., 738 yds.)  
 9.37 Jeff Query, 1989-91 (76 ret., 712 yds.)  
 9.24 Randall Cobb, 2011-18, 2021-22 (94 ret., 869 yds.)

**Highest Average, Season (14 returns)**

- 19.14 Billy Grimes, 1950 (29 ret., 555 yds.)  
 16.07 Willie Wood, 1961 (14 ret., 225 yds.)  
 15.79 Micah Hyde, 2014 (14 ret., 221 yds.)  
 15.36 Ken Ellis, 1972 (14 ret., 215 yds.)  
 15.09 Desmond Howard, 1996 (58 ret., 875 yds.)

**Highest Average, Rookie, Season (14 returns)**

- 12.79 Walter Stanley, 1985 (14 ret., 179 yds.)  
 12.75 Veryl Switzer, 1954 (24 ret., 306 yds.)  
 12.73 Steve Odom, 1974 (15 ret., 191 yds.)  
 12.33 Micah Hyde, 2013 (24 ret., 296 yds.)  
 11.56 Fred Provo, 1948 (18 ret., 208 yds.)

**Highest Average, Game (3 returns)**

- 37.00 Mark Lee, vs. NYG, Nov. 8, 1981 (3-11)  
 36.67 Willie Wood, at ChiB, Dec. 5, 1964 (3-110)  
 33.40 Desmond Howard, at Det., Dec. 15, 1996 (5-167)  
 30.50 Robert Brooks, vs. LARm, Oct. 9, 1994 (4-122)  
 30.00 Antonio Chatman, vs. ChiB, Dec. 25, 2005 (3-90)

**TOUCHDOWNS, PUNT RETURNS****Most Seasons Leading League**

- 1 Billy Grimes, 1950  
 Willie Wood, 1961  
 Desmond Howard, 1996

**Most Touchdowns, Career**

- 3 Desmond Howard, 1996, 1999  
 Will Blackmon, 2006-09  
 Micah Hyde, 2013-16  
 2 Billy Grimes, 1950-52  
 Willie Wood, 1960-71  
 Jon Stagers, 1972-74  
 Randall Cobb, 2011-18, 2021-22

**Most Touchdowns, Season**

- 3 Desmond Howard, 1996  
 2 Billy Grimes, 1950  
 Willie Wood, 1961  
 Will Blackmon, 2008  
 Micah Hyde, 2014

**Most Touchdowns, Game**

- 1 Several times (last: Micah Hyde, vs. Det., Dec. 28, 2014)



Grimes

**KICKOFF RETURNS****Most Seasons Leading League, Returns**

- 1 Al Carmichael, 1956  
 Dave Hampton, 1971

**Most Kickoff Returns, Career**

- 179 Steve Odom, 1974-79 (4,124 yds.)  
 153 Al Carmichael, 1953-58 (3,907 yds.)  
 120 Herb Adderley, 1961-69 (3,080 yds.)  
 77 Travis Williams, 1967-70 (2,058 yds.)  
 75 Tony Canadeo, 1941-44, 1946-52 (1,736 yds.)

**Most Kickoff Returns, Season**

- 57 Roell Preston, 1998 (1,497 yds.)  
 55 Will Blackmon, 2008 (1,157 yds.)  
 50 Allen Rossum, 2000 (1,288 yds.)  
 46 Dave Hampton, 1971 (1,314 yds.)  
 42 Steve Odom, 1975 (1,034 yds.)

**Most Kickoff Returns, Rookie, Season**

- 35 Charles Wilson, 1990 (798 yards)  
 Javon Walker, 2002 (769 yards)  
 34 Randall Cobb, 2011 (941 yards)  
 33 Vince Workman, 1989 (547 yards)

**Most Kickoff Returns, Game**

- 8 Harlan Huckleyby, vs. Was., Oct. 17, 1983 (208 yds.)  
 Gary Ellerson, at StLC, Sept. 29, 1985 (164 yds.)  
 Roell Preston, vs. Min., Oct. 5, 1998 (256 yds.)  
 Antonio Chatman, vs. TenT, Oct. 11, 2010 (204 yds.)  
 Will Blackmon, at NO, Nov. 24, 2008 (159 yds.)  
 7 Steve Odom, vs. Det., Sept. 29, 1974 (160 yds.)  
 Roell Preston, at Ind., Nov. 16, 1997 (121 yds.)  
 Vernand Morency, at Sea, Nov. 27, 2006 (152 yds.)  
 Jerry Nolson, vs. Det., Oct. 3, 2010 (124 yds.)  
 Trevor Davis, vs. Det., Nov. 6, 2017 (140 yds.)



Carmichael

**KICKOFF RETURN YARDS****Most Seasons Leading League**

- 2 Al Carmichael, 1956-57  
 1 Dave Hampton, 1971  
 Keisean Nixon, 2022

**Most Kickoff Return Yards, Career**

- 4,124 Steve Odom, 1974-79 (179 ret.)  
 3,907 Al Carmichael, 1953-58 (153 ret.)  
 3,080 Herb Adderley, 1961-69 (120 ret.)  
 2,084 Dave Hampton, 1969-71 (74 ret.)  
 2,058 Travis Williams, 1967-70 (77 ret.)

**Most Kickoff Return Yards, Season**

- 1,497 Roell Preston, 1998 (57 ret.)  
 1,314 Dave Hampton, 1971 (46 ret.)  
 1,288 Allen Rossum, 2000 (50 ret.)  
 1,157 Will Blackmon, 2008 (55 ret.)  
 1,034 Steve Odom, 1975 (42 ret.)

**Most Kickoff Return Yards, Rookie, Season**

- 941 Randall Cobb, 2011 (34 ret.)  
 798 Charles Wilson, 1990 (35 ret.)  
 769 Javon Walker, 2002 (35 ret.)

**Most Kickoff Return Yards, Game**

- 256 Roell Preston, vs. Min., Oct. 5, 1998 (8 ret.)  
 211 Roell Preston, at Ind., Nov. 16, 1997 (7 ret.)  
 208 Harlan Huckleyby, vs. Was., Oct. 17, 1983 (8 ret.)  
 194 Dave Hampton, vs. NYG, Sept. 19, 1971 (5 ret.)  
 189 Al Carmichael, vs. ChiB, Oct. 7, 1956 (5 ret.)  
 Dave Hampton, vs. NO, Nov. 28, 1971 (5 ret.)

**Longest Kickoff Return (All TDs)**

- 108 Randall Cobb, vs. NO, Sept. 8, 2011  
 106 Al Carmichael, vs. ChiB, Oct. 7, 1956  
 105 Keisean Nixon, vs. Min., Jan. 1, 2023  
 104 Travis Williams, at LARm, Dec. 9, 1967  
 103 Herb Adderley, vs. BalC, Nov. 18, 1962

**AVERAGE YARDAGE, KICKOFF RET.****Most Seasons Leading League**

- 1 Al Carmichael, 1955  
 Tom Moore, 1960  
 Travis Williams, 1967  
 Steve Odom, 1978

**Highest Average, Career (50 returns)**

- 28.16 Dave Hampton, 1969-71 (74 ret., 2,084 yds.)  
 26.73 Travis Williams, 1967-70 (77 ret., 2,058 yds.)  
 26.69 Roell Preston, 1997-98 (64 ret., 1,708 yds.)  
 26.51 Tom Moore, 1960-65 (71 ret., 1,882 yds.)  
 25.88 Randall Cobb, 2011-18, 2021-22 (74 ret., 1,915 yds.)

**Highest Average, Season (12 returns)**

- \*41.06 Travis Williams, 1967 (18 ret., 739 yds.)  
 33.08 Tom Moore, 1960 (12 ret., 397 yds.)  
 31.56 Najeh Davenport, 2003 (16 ret., 505 yds.)  
 30.13 Corey Harris, 1993 (16 ret., 482 yds.)  
 29.86 Al Carmichael, 1955 (14 ret., 418 yds.)

\* — holds or shares NFL record

**Highest Average, Rookie, Season (12 returns)**

*41.06	Travis Williams, 1967 (18 ret., 739 yds.)
33.08	Tom Moore, 1960 (12 ret., 397 yds.)
28.50	Larry Krause, 1970 (18 ret., 513 yds.)
27.68	Randall Cobb, 2011 (34 ret., 941 yds.)
26.56	Herb Adderley, 1963 (18 ret., 478 yds.)

**Highest Average, Game (3 returns)**

50.33	Travis Williams, at StLC, Oct. 30, 1967 (3-151)
44.67	Steve Odom, vs. Det., Oct. 3, 1976 (3-134)
43.33	Del Rodgers, at ChiB, Dec. 9, 1984 (3-130)
	Koren Robinson, at StLR, Dec. 16, 2007 (3-130)
43.25	Allen Rossum, vs. Ind., Nov. 19, 2000 (4-173)

**TOUCHDOWNS, KICKOFF RETURNS****Most Seasons Leading League**

- 1 Travis Williams, 1967
- Roell Preston, 1998

**Most Touchdowns, Career**

- 5 Travis Williams, 1967-70
- 3 Dave Hampton, 1969-71
- 2 Al Carmichael, 1953-58
- Herb Adderley, 1961-69
- Steve Odom, 1974-79
- Robert Brooks, 1992-98
- Roell Preston, 1997-98



Williams

**Most Touchdowns, Season**

- \*4 Travis Williams, 1967
- 2 Roell Preston, 1998
- 1 Several times (last: Keisean Nixon, 2022)

**Most Touchdowns, Rookie, Season**

- \*4 Travis Williams, 1967
- 1 Dave Hampton, 1969
- Larry Krause, 1970
- Terdell Middleton, 1977
- Darrell Thompson, 1990
- Basil Mitchell, 1999
- Randall Cobb, 2011

**Most Touchdowns, Game**

- \*2 Travis Williams, vs. CleB, Nov. 12, 1967
- 1 Several times (last: Keisean Nixon, vs. Min., Jan. 1, 2023)

**COMBINED KICK RETURNS****Most Combined Kick Returns, Career**

253	Al Carmichael, 1953-58 (100 PR, 153 KR)
243	Steve Odom, 1974-79 (64 PR, 179 KR)
190	Willie Wood, 1960-71 (187 PR, 3 KR)
176	Antonio Chatman, 2003-05 (110 PR, 66 KR)
174	Randall Cobb, 2011-18, 2021-22 (98 PR, 76 KR)

**Most Combined Kick Returns, Season**

101	Roell Preston, 1998 (44 PR, 57 KR)
91	Will Blackmon, 2008 (36 PR, 55 KR)
80	Desmond Howard, 1996 (58 PR, 22 KR)
79	Allen Rossum, 2000 (29 PR, 50 KR)
69	Randall Cobb, 2012 (31 PR, 38 KR)

**Most Combined Kick Returns, Game**

- 11 Will Blackmon, at MO, Nov. 24, 2008 (3 PR, 8 KR)
- 10 Charles Jordan, vs. LARm, Sept. 3, 1995 (6 PR, 4 KR)
- Roell Preston, at Car., Sept. 27, 1998 (6 PR, 4 KR)
- Antonio Chatman, vs. TenT, Oct. 11, 2004 (2 PR, 8 KR)
- 9 Al Carmichael, at SF, Dec. 8, 1956 (4 PR, 5 KR)
- Phillip Epps, at TB, Sept. 30, 1984 (3 PR, 6 KR)
- Charles Jordan, at DalC, Oct. 8, 1995 (4 PR, 5 KR)
- Antonio Freeman, at Min., Nov. 5, 1995 (6 PR, 3 KR)
- Desmond Howard, at DalC, Nov. 18, 1996 (3 PR, 6 KR)
- Roell Preston, vs. SF, Nov. 1, 1998 (5 PR, 4 KR)
- Darrien Gordon, vs. Car., Sept. 29, 2002 (7 PR, 2 KR)

**YARDS GAINED, COMBINED KICK RET.****Most Yards Gained, Career**

4,693	Steve Odom, 1974-79 (4,124 KR, 569 PR)
4,660	Al Carmichael, 1953-58 (3,907 KR, 753 PR)
3,080	Herb Adderley, 1961-69 (3,080 KR, 0 PR)
2,784	Randall Cobb, 2011-18, 2021-22 (1,915 KR, 869 PR)
2,438	Billy Grimes, 1950-52 (1,604 KR, 834 PR)

**Most Yards Gained, Season**


1,895	Roell Preston, 1998	1,335	Desmond Howard, 1996
1,555	Will Blackmon, 2008	1,314	Dave Hampton, 1971
1,536	Allen Rossum, 2000		

**Most Yards Gained, Game**

256	Roell Preston, vs. Min., Oct. 5, 1998
247	Travis Williams, at Pit., Nov. 2, 1969
211	Al Carmichael, vs. ChiB, Oct. 7, 1956
	Roell Preston, at Ind., Nov. 16, 1997
209	Will Blackmon, at MO, Nov. 24, 2008
208	Harlan Huckleby, vs. Was., Oct. 17, 1983

**TOUCHDOWNS, COMBINED KICK RET.****Most TDs, Combined Kick Returns, Career**

- 6 Travis Williams, 1967-70 (1 PR, 5 KR)
- 3 Dave Hampton, 1969-71 (0 PR, 3 KR)
- Steve Odom, 1974-79 (1 PR, 2 KR)
- Robert Brooks, 1992-98 (1 PR, 2 KR)
- Desmond Howard, 1996, 1999 (3 PR, 0 KR)
- Roell Preston, 1997-98 (1 PR, 2 KR)
- Will Blackmon, 2006-09 (3 PR, 0 KR)
- Randall Cobb, 2011-18, 2021-22 (2 PR, 1 KR)
- Micah Hyde, 2013-16 (3 PR, 0 KR)



Hampton

**Most Touchdowns, Season**

- 4 Travis Williams, 1967 (0 PR, 4 KR)
- 3 Desmond Howard, 1996 (3 PR, 0 KR)
- Roell Preston, 1998 (1 PR, 2 KR)
- 2 Billy Grimes, 1950 (2 PR, 0 KR)
- Willie Wood, 1961 (2 PR, 0 KR)
- Travis Williams, 1969 (1 PR, 1 KR)
- Robert Brooks, 1994 (1 PR, 1 KR)
- Will Blackmon, 2008 (2 PR, 0 KR)
- Randall Cobb, 2011 (1 PR, 1 KR)
- Micah Hyde, 2014 (2 PR, 0 KR)

**Most Touchdowns, Game**

- 2 Travis Williams, vs. CleB, Nov. 12, 1967 (0 PR, 2 KR)
- Travis Williams, at Pit., Nov. 2, 1969 (1 PR, 1 KR)

**COMBINED NET YARDS**

*Rushing, receiving, interception returns, punt returns, kickoff returns and fumble returns*

**COMBINED ATTEMPTS****Most Seasons Leading Team**

- 8 Don Hutson, 1936, 1939-45
- 7 Jim Taylor, 1960-66
- 6 Ahman Green, 2000-04, 2006
- 5 Sterling Sharpe, 1989-93
- 4 Tony Canadeo, 1946-49
- Al Carmichael, 1953, 1956-58
- Steve Odom, 1974-77
- James Lofton, 1979, 1982-84
- Edgar Bennett, 1993-96

**Most Consecutive Seasons Leading Team**

- |                            |                         |
|----------------------------|-------------------------|
| 7 Don Hutson, 1939-45      | 4 Tony Canadeo, 1946-49 |
| Jim Taylor, 1960-66        | Steve Odom, 1974-75     |
| 5 Sterling Sharpe, 1989-93 | Edgar Bennett, 1993-96  |
| Ahman Green, 2000-04       |                         |

**Most Combined Attempts, Career**

2,219	Ahman Green, 2000-06, 2009
2,012	Jim Taylor, 1958-66
1,437	John Brockington, 1971-77
1,300	Dorsey Levens, 1994-2001
1,279	Aaron Jones, 2017-22

**Most Combined Attempts, Season**

- 407 Ahman Green, 2003
- 383 Dorsey Levens, 1997
- 378 Edgar Bennett, 1995
- 368 Ahman Green, 2001
- 350 Dorsey Levens, 1999



Canadeo

**Most Combined Attempts, Game**

- 41 Terdell Middleton, vs. Min., Nov. 26, 1978
- Vince Workman, vs. Min., Sept. 6, 1992
- 37 Dorsey Levens, vs. DalC, Nov. 23, 1997
- 36 Ahman Green, vs. TB, Dec. 24, 2000
- 35 Jim Grabowski, vs. ChiB, Sept. 24, 1967
- John Brockington, at Min., Nov. 17, 1974
- Dorsey Levens, at Min., Dec. 1, 1997
- Ahman Green, at Car., Sept. 13, 2004

\* — holds or shares NFL record

**COMBINED NET YARDS GAINED****Most Combined Net Yards Gained, Career**

11,244	Ahman Green, 2000-06, 2009
10,363	Donald Driver, 1999-2012
9,909	James Lofton, 1978-86
9,898	Jim Taylor, 1958-66
9,277	Jordy Nelson, 2008-14, 2016-17

**Most Combined Net Yards Gained, Season**

2,342	Randall Cobb, 2012
2,250	Ahman Green, 2003
1,981	Ahman Green, 2001
1,918	Roell Preston, 1998
1,896	Billy Grimes, 1950

**Most Combined Net Yards Gained, Rookie, Season**

1,616	Randall Cobb, 2011
1,435	Eddie Lacy, 2013
1,231	Billy Howton, 1952
1,219	Steve Odom, 1974
1,203	John Brockington, 1971

**Most Combined Net Yards Gained, Game**

314	Travis Williams, at Pit., Nov. 2, 1969
287	Walter Stanley, at Det., Nov. 27, 1986
257	Billy Howton, vs. LARm, Oct. 21, 1956
256	Roell Preston, vs. Min., Oct. 5, 1998
253	Travis Williams, vs. Pit., Dec. 17, 1967

**DEFENSE**

Compiled by Packers since 1975

(For Interceptions By, see page 294)

**TACKLES****Most Seasons Leading Team (1975-2022)**

5	Nick Barnett, 2003-05, 2007, 2009 A.J. Hawk, 2006, 2008, 2010, 2012-13
4	Brian Noble, 1986-87, 1989, 1991 Bernardo Harris, 1997-98, 2000-01
3	Mike Douglass, 1980-81, 1983 Mark Murphy, 1984, 1988 (tied), 1990 Blake Martinez, 2017-19

**Most Consecutive Seasons Leading Team (1975-2022)**

3	Nick Barnett, 2003-05 Blake Martinez, 2017-19
2	Johnnie Gray, 1975-76 Mike Douglass, 1980-81 Brian Noble, 1986-87 Johnny Holland, 1992-93 Bernardo Harris, 1997-98 Bernardo Harris, 2000-01 A.J. Hawk, 2012-13

**Most Total Tackles, Career (1975-2022)**

1,118	A.J. Hawk, 2006-14
1,020	John Anderson, 1978-89
1,014	Nick Barnett, 2003-10
1,001	Johnnie Gray, 1975-83
967	Mike Douglass, 1978-85

**Most Total Tackles, Season (1975-2022)**

203	Blake Martinez, 2019	162	Mike Douglass, 1983
194	Nick Barnett, 2005		Nick Barnett, 2004
180	Mike Douglass, 1981	158	Blake Martinez, 2017
166	Rich Wingo, 1979	157	Jim Carter, 1977
165	Mike Douglass, 1980	155	A.J. Hawk, 2006
771	Nick Barnett, 2007	153	A.J. Hawk, 2013

**Most Total Tackles, Season, Rookie (1975-2022)**

166	Rich Wingo, 1979	119	Quay Walker, 2022
155	A.J. Hawk, 2006	111	Michael Hunt, 1978
134	Nick Barnett, 2003	104	Brian Noble, 1985
123	Johnnie Gray, 1975	102	John Anderson, 1978

**Most Unassisted Tackles, Career (1975-2022)**

798	A.J. Hawk, 2006-14	766	Mike Douglass, 1978-85
783	John Anderson, 1978-89	735	LeRoy Butler, 1990-2001
771	Johnnie Gray, 1975-83		

**Most Unassisted Tackles, Season (1975-2022)**

151	Rich Wingo, 1979	128	Nick Barnett, 2005
146	Mike Douglass, 1981	127	Mike Douglass, 1983
133	Steve Luke, 1978		Blake Martinez, 2019

**OPPONENT FUMBLES RECOVERED****Most Opponent Fumbles Recovered, Career (1945-2022)**

21	Willie Davis, 1960-69
20	Ray Nitschke, 1958-72 Johnnie Gray, 1975-83

**Most Opponent Fumbles Recovered, Season (1945-2022)**

5	Charley Brock, 1945 Charley Brock, 1946 Paul Lipscomb, 1946 Lionel Aldridge, 1964 Brian Noble, 1987
---	---



Mike McKenzie

**YARDS RETURNING FUMBLES****Longest Fumble Return**

88	Keith McKenzie, at Pit., Nov. 9, 1998 (TD)
76	Scott Stephen, at ChiB, Dec. 17, 1989
70	Mike Butler, vs. Min., Nov. 11, 1979 (TD)
68	George Cumbly, vs. TB, Oct. 11, 1981
60	Henry Jordan, at DalC, Nov. 29, 1964 (TD)

**TOUCHDOWNS RETURNING FUMBLES****Most Opponent Fumbles Returned for TD, Career**

3	Keith McKenzie, 1996-99, 2002
2	Mike Douglass, 1978-85 LeRoy Butler, 1990-2001 Darren Sharper, 1997-2004

**Most Opponent Fumbles Returned for TD, Season**

*2	Mike Douglass, 1983 Keith McKenzie, 1999
----	---

**SACKS**

Became an official NFL individual statistic in 1982

**Most Seasons Leading League**

(No Packers player has ever led the league)

**Most Sacks, Career (1982-2022)**

83.5	Clay Matthews, 2009-18
74.5	Kabeer Gbaja-Biamila, 2000-08
68.5	Reggie White, 1993-98
55.0	Tim Harris, 1986-90
54.0	Aaron Kampman, 2002-09
41.5	Ezra Johnson, 1982-87
36.0	Tony Bennett, 1990-93
33.5	Preston Smith, 2019-22
32.5	Bryce Paup, 1990-94
32.0	Vonnie Holliday, 1998-2002 Nick Perry, 2012-18



Kabeer Gbaja-Biamila

**Most Sacks, Season (1982-2022) +**

19.5	Tim Harris, 1989	13.5	Tim Harris, 1988
16.0	Reggie White, 1998		Tony Bennett, 1992
15.5	Aaron Kampman, 2006		Kabeer Gbaja-Biamila, 2001
14.5	Ezra Johnson, 1983		Kabeer Gbaja-Biamila, 2004 Clay Matthews, 2010 Za'Darius Smith, 2019

+ — Ezra Johnson recorded 20.5 unofficial sacks in 1978

**Most Sacks, Rookie, Season (1982-2022)**

10.0	Clay Matthews, 2009
8.0	Tim Harris, 1986 Vonnie Holliday, 1998

**Most Sacks, Game +**

5.0	Vonnie Holliday, vs. Buf., Dec. 22, 2002
4.5	Bryce Paup, vs. TB, Sept. 15, 1991
4.0	Alphonso Carreker, vs. TB, Dec. 1, 1985 Tim Harris, vs. Atl., Oct. 1, 1989 Kabeer Gbaja-Biamila, at ChiB, Jan. 2, 2005
3.5	Tony Bennett, at NYG, Nov. 8, 1992 Clay Matthews, vs. ChiB, Sept. 13, 2012 Za'Darius Smith, at Min., Dec. 23, 2019
3.0	Ezra Johnson, vs. ChiB, Dec. 4, 1983 Mike Douglass, at ChiB, Dec. 9, 1984 Tim Harris, at Det., Nov. 12, 1989 Reggie White, vs. Den., Oct. 10, 1993 Bryce Paup, at KC, Nov. 8, 1993 Reggie White, vs. TB, Sept. 13, 1998 Reggie White, vs. SF, Nov. 1, 1998 Corey Williams, at Buf., Nov. 5, 2006 Cullen Jenkins, vs. Det., Dec. 17, 2006 Kabeer Gbaja-Biamila, five times (last: at Min., Sept. 30, 2007) Aaron Kampman, four times (last: at Den., Oct. 29, 2007) Clay Matthews, at Phi., Sept. 12, 2010 Clay Matthews, vs. Buf., Sept. 19, 2010 A.J. Hawk, at BalR, Oct. 13, 2013 Nick Perry, at ChiB, Nov. 12, 2017 Clay Matthews, vs. TB, Dec. 3, 2017 Kyler Fackrell, vs. Buf., Sept. 30, 2018 Kyler Fackrell, at Sea., Nov. 15, 2018 Preston Smith, vs. Den., Sept. 22, 2019 Za'Darius Smith, vs. Atl., Oct. 5, 2020

+ — Ezra Johnson (at Det., 9/3/78) and Dave Purefory (at LARm, 12/14/75) each recorded 5 sacks before stat became official.

\* — holds or shares NFL record





### Most Seasons, 10 or More Sacks

- 4 Reggie White, 1993, 1995, 1997-98  
Kabeer Gbaja-Biamila, 2001-04  
Clay Matthews, 2009-10, 2012, 2014
- 2 Tim Harris, 1988-89  
Tony Bennett, 1991-92  
Aaron Kampman, 2006-07  
Za'Darius Smith, 2019-20
- 1 Ezra Johnson, 1983  
Bryce Paup, 1993  
Sean Jones, 1994  
Julius Peppers, 2015  
Nick Perry, 2016  
Kyler Fackrell, 2018  
Preston Smith, 2019

### Most Consecutive Seasons, 10 or More Sacks

- 4 Kabeer Gbaja-Biamila, 2001-04
- 2 Tim Harris, 1988-89  
Tony Bennett, 1991-92  
Reggie White, 1997-98  
Aaron Kampman, 2006-07  
Clay Matthews, 2009-10  
Za'Darius Smith, 2019-20

## DEFENSIVE TOUCHDOWNS

### Most Defensive Touchdowns, Career

- 10 Charles Woodson, 2006-12 (9 Int., 1 FR)
- 7 Herb Adderley, 1961-69 (7 Int.)  
Darren Sharper, 1997-2004 (5 Int., 2 FR)
- 5 Bobby Dillon, 1952-59 (5 Int.)  
Doug Hart, 1964-71 (3 Int., 1 FR, 1 blocked FG)
- 4 Johnny (Blood) McNally, 1929-33, 1935-36 (4 Int.)  
Charley Brock, 1939-47 (3 Int., 1 FR)  
Keith McKenzie, 1996-99, 2002 (1 Int., 3 FR)  
Nick Collins, 2005-11 (4 Int.)
- 3 Charles "Buckets" Goldenberg, 1933-45 (2 Int., 1 blk. punt)  
Don Hutson, 1935-45 (1 Int., 2 blk. punts)  
Ted Fritsch, 1942-50 (2 Int., 1 FR)  
Ken Ellis, 1970-75 (3 Int.)  
Willie Buchanan, 1972-78 (2 Int., 1 blocked FG)  
Mike Douglass, 1978-85 (1 Int., 2 FR)  
LeRoy Butler, 1990-2001 (1 Int., 2 FR)  
Clay Matthews, 2009-18 (2 Int., 1 FR)

### Most Defensive Touchdowns, Season

- 3 Herb Adderley, 1965 (3 Int.)  
Darren Sharper, 1997 (2 Int., 1 FR)  
Darren Sharper, 2004 (2 Int., 1 FR)  
Nick Collins, 2008 (3 Int.)  
Charles Woodson, 2009 (3 Int.)
- 2 Al Rose, 1932 (1 FR, 1 blocked punt)  
Charles "Buckets" Goldenberg, 1933 (1 Int., 1 blocked punt)  
Don Perkins, 1944 (2 Int.)  
Charley Brock, 1945 (2 Int.)  
John Martinkovic, 1952 (1 FR, 1 blocked punt)  
Bob Jeter, 1966 (2 Int.)  
Mike Douglass, 1983 (2 FR)  
Gabe Wilkins, 1997 (1 Int., 1 FR)  
Keith McKenzie, 1998 (1 Int., 1 FR)  
Keith McKenzie, 1999 (2 FR)  
Marques Anderson, 2002 (2 Int.)  
Charles Woodson, 2007 (1 Int., 1 FR)  
Charles Woodson, 2008 (2 Int.)  
Casey Hayward, 2014 (1 Int., 1 FR)  
Julius Peppers, 2014 (2 Int.)  
Rasul Douglas, 2021 (2 Int.)

### Most Defensive Touchdowns, Rookie, Season

- 3 Darren Sharper, 1997 (2 Int., 1 FR)
- 2 Charles "Buckets" Goldenberg, 1933 (1 Int., 1 blocked punt)  
Marques Anderson, 2002 (2 Int.)

## MISCELLANEOUS

### Most Kicks Blocked, Season

- \*7 Ted Hendricks, 1974 (3 FGs, 3 punts, 1 PAT)

### Most Consecutive Games Blocking Kick

- 4 Gary Lewis, 1982

### Longest Return of Missed Field Goal

- 100 Ken Ellis, vs. NYG, Sept. 19, 1971 (TD)

\* — holds or shares NFL record



Santana Dotson, Wayne Simmons,  
Gilbert Brown, Reggie White

## ENDING THE SEASON ON A HIGH NOTE

If history is any indicator, a Green Bay winning streak to end the regular season means good things for the coming season. In 2006, the Packers were one of four clubs to finish the regular season with four consecutive victories. It marked the third time in that decade the club had ended the season with four consecutive wins, and each following season it earned a playoff berth.

- Since the NFL implemented postseason play, the Packers on 13 occasions have closed a regular season with at least four wins. Green Bay has failed to reach the playoffs in the following season only twice — in 1940 and '42.

### End-of-Season

Streak	Year	That Postseason
9	1941	Lost championship
6	2016	Lost NFC Championship
	2020	Lost NFC Championship
5	1966	World champions
	1996	World champions
	1997	Lost Super Bowl
	2019	Lost NFC Championship
4	1939	World champions
	1943	(Missed)
	1959	(Missed)
	2000	(Missed)
	2003	Lost Divisional playoffs
	2006	(Missed)

### Following Season

8-2-1, Missed postseason
7-9-0, Missed postseason
13-4-0, Lost Divisional playoffs
9-4-1, World champions
13-3-0, Lost Super Bowl
11-5-0, Lost Wild Card
13-3-0, Lost NFC Championship
6-4-1, Missed postseason
8-2-0, World champions
8-4-0, Lost championship
12-4-0, Lost Divisional playoffs
10-6-0, Lost Wild Card
13-3-0, Lost NFC Championship

## OPPONENT INDIVIDUAL

### FIELD GOALS

#### Most Field Goals, Game, Opponent

- 7 Chris Boniol, at DalC, Nov. 18, 1996
- 5 Charlie Durkee, vs. NO, Nov. 28, 1971
- Jim Bakken, at StLC, Sept. 19, 1976
- Eddie Murray, vs. Det., Sept. 14, 1980
- Fuad Reveiz, at Min., Sept. 26, 1993
- Eddie Murray, at DalC, Oct. 3, 1993
- Jason Hanson, at Det., Nov. 27, 2003
- Dan Bailey, at DalC, Dec. 15, 2013
- Matt Prater, vs. Det., Oct. 14, 2019

#### Longest Field Goal, Opponent

- 63 David Akers, vs. SF, Sept. 9, 2012
- 58 Josh Brown, vs. Sea., Oct. 5, 2003
- 56 Ali Haji-Sheikh, at NYG, Sept. 26, 1983
- John Kasay, at Car., Sept. 27, 1998
- Paul Edinger, at Min., Oct. 23, 2005
- Greg Joseph, at Min., Sept. 11, 2022

### RUSHING

#### Most Yards Gained, Game, Opponent

- 223 Tom Wilson, at LARm, Dec. 16, 1956
- 221 Greg Bell, at LARm, Sept. 24, 1989
- 210 Adrian Peterson, vs. Min., Dec. 2, 2012
- 205 Gale Sayers, vs. ChiB, Nov. 3, 1968
- Walter Payton, vs. ChiB, Oct. 30, 1977

#### Longest Run From Scrimmage, Opponent (All TDs)

- 96 Jim Spavital, at BalC, Nov. 5, 1950
- 86 Hugh McElhenny, vs. SF, Nov. 18, 1956
- 85 Bob Hoernschemeyer, at Det., Nov. 22, 1951

#### Most Rushing Touchdowns, Game, Opponent

- 4 Bobby Douglass, vs. ChiB, Nov. 4, 1973
- DeAngelo Williams, vs. Car., Nov. 30, 2008
- 3 Several times (last: Dalvin Cook, vs. Min., Nov. 1, 2020)

### PASSING

#### Most Passes Attempted, Game, Opponent

- 65 Philip Rivers, vs. SD, Oct. 18, 2015 (43 comp.)
- 62 Joey Harrington, at Mia., Oct. 22, 2006 (33 comp.)
- 59 John Elway, vs. Den., Oct. 10, 1993 (33 comp.)
- Kerry Collins, at NYG, Jan. 6, 2002 (36 comp.)
- Matthew Stafford, vs. Det., Jan. 1, 2012 (36 comp.)

#### Most Passes Completed, Game, Opponent

- 43 Philip Rivers, vs. SD, Oct. 18, 2015 (65 att.)
- 38 Tommy Kramer, at Min., Nov. 29, 1981 (55 att.)
- 36 Kerry Collins, at NYG, Jan. 6, 2002 (59 att.)
- Matthew Stafford, vs. Det., Jan. 1, 2012 (59 att.)
- 35 Jake Plummer, vs. Ari., Jan. 2, 2000 (57 att.)
- Marc Bulger, vs. StLR, Nov. 29, 2004 (53 att.)
- Drew Brees, vs. NO, Sept. 30, 2012 (54 att.)
- Kirk Cousins, vs. Min., Sept. 16, 2018 (48 att.)

#### Most Yards Passing, Game, Opponent

- 520 Matthew Stafford, vs. Det., Jan. 1, 2012 (36 comp.)
- 503 Ben Roethlisberger, at Pit., Dec. 20, 2009 (29 comp.)
- Philip Rivers, vs. SD, Oct. 18, 2015 (43 comp.)
- 464 Donovan McNabb, at Phi., Dec. 5, 2004 (32 comp.)
- 463 Dak Prescott, at DalC, Oct. 6, 2019 (27 comp.)

#### Longest Pass Completion, Opponent (All TDs)

- 98 Ogden Compton to Dick "Night Train" Lane, vs. ChiC, Nov. 13, 1955
- 97 Bobby Layne to Cloyce Box, at Det., Nov. 26, 1953
- 95 Bill Munson to Frank Pope, at LARm, Dec. 13, 1964

#### Most Touchdown Passes, Game, Opponent

- 6 Tommy Kramer, at Min., Sept. 28, 1986
- 5 Bob Waterfield, at LARm, Dec. 16, 1951
- Dan Marino, vs. Mia., Dec. 8, 1985
- Peyton Manning, at Ind., Sept. 26, 2004
- Donovan McNabb, at Phi., Dec. 5, 2004
- Matthew Stafford, vs. Det., Jan. 1, 2012
- Jameis Winston, at NO, Sept. 12, 2021

#### Most Passes Had Intercepted, Game, Opponent

- 7 Parker Hall, at CleR, Nov. 8, 1942 (25 att.)
- Frankie Sinkwich, at Det., Oct. 24, 1943 (26 att.)
- Bob Waterfield, vs. LARm, Oct. 17, 1948 (35 att.)

### PASS RECEIVING

#### Most Receptions, Game, Opponent

- 18 Tom Fears, at LARm, Dec. 3, 1950 (189 yards)
- 15 Kellen Winslow, vs. SD, Oct. 7, 1984 (157 yards)
- Andre Reed, at Buf., Nov. 20, 1994 (191 yards)

#### Most Yards Gained, Game, Opponent

- 259 Julio Jones, vs. Atl., Dec. 8, 2014 (11 rec.)
- 244 Calvin Johnson, vs. Det., Jan. 1, 2012 (11 rec.)
- 226 Amari Cooper, at DalC, Oct. 6, 2019 (11 rec.)

#### Most Touchdown Receptions, Game, Opponent

- 3 Several times (last: Vincent Jackson, at SD, Nov. 6, 2011)

### INTERCEPTIONS BY

#### Most Interceptions By, Game, Opponent

- 3 Several times (last: Vencie Glenn, at Min., Dec. 27, 1992)

#### Longest Interception Return, Opponent

- 99 Johnnie Johnson, at LARm, Sept. 21, 1980 (TD)
- 98 Shelton Quarles, at TB, Oct. 7, 2001 (TD)
- 95 Will Sherman, at LARm, Dec. 16, 1956 (TD)
- Willie Alexander, vs. HouO, Sept. 25, 1977 (TD)
- George Teague, at DalC, Nov. 14, 1999 (TD)
- Charles Tillman, at ChiB, Dec. 4, 2005

#### Most Touchdowns on Interceptions, Game, Opponent

- \*2 Kenny Johnson, at Atl., Nov. 27, 1983
- 1 Several times (last: Jack Jones, vs. NE, Oct. 2, 2022)

### PUNTING

#### Longest Punt, Opponent

- 88 Bob Waterfield, vs. LARm, Oct. 17, 1948
- 86 Bob Waterfield, vs. LARm, Oct. 5, 1947
- 84 Brian Moorman, vs. Buf., Dec. 22, 2002

### PUNT RETURNS

#### Longest Punt Return, Opponent (All TDs)

- 97 Jakeem Grant Sr., vs. ChiB, Dec. 12, 2021
- 95 Carl Pickens, vs. Cin., Sept. 20, 1992
- Jacquez Green, vs. TB, Sept. 13, 1998

#### Most Touchdowns on Punt Returns, Game, Opponent

- \*2 Jack Christiansen, at Det., Nov. 22, 1951
- 1 Several times (last: Jakeem Grant Sr., vs. ChiB., Dec. 12, 2021)

### KICKOFF RETURNS

#### Longest Kickoff Return, Opponent

- \*109 Cordarrelle Patterson, at Min., Oct. 27, 2013 (TD)
- 104 Ameer Abdullah, vs. Det., Nov. 15, 2015
- 101 Terry Fair, vs. Det., Sept. 6, 1998 (TD)
- Chris Williams, vs. ChiB, Nov. 9, 2014 (TD)
- 100 John Gilliam, vs. StLC, Dec. 21, 1969 (TD)

#### Most Touchdowns on Kickoff Returns, Game, Opponent

- \*2 Ron Brown, at LARm, Nov. 24, 1985
- 1 Several times (last: Andre Roberts, at NYJ, Dec. 23, 2018)

### SACKS

Became an official NFL individual statistic in 1982

#### Most Sacks, Game, Opponent

- 5 Antwan Odom, vs. Cin., Sept. 20, 2009
- 4.5 Jared Allen, at Min., Oct. 5, 2009
- 4 Doug Martin, vs. Min., Oct. 23, 1983
- Keith Millard, at Min., Oct. 15, 1989
- Chris Clemons, at Sea., Sept. 24, 2012

### FUMBLE RETURNS

#### Longest Fumble Return, Opponent (All TDs)

- \*104 Jack Tatum, vs. Oak., Sept. 24, 1972
- 95 Mike Brown, vs. ChiB, Sept. 19, 2004



Vince Lombardi and Chicago coach George Halas enjoy a few words before a 1960s game at Wrigley Field. Thirty years earlier, during the Great Depression, Halas borrowed \$1,500 from the Packers to meet his Bears payroll.

\* — holds or shares NFL record

## CHAMPIONSHIPS

### Most Seasons, League Champion

\*13 1929-31, 1936, 1939, 1944, 1961-62, 1965-67, 1996, 2010

### Most Consecutive Seasons, League Champion

\*3 1929-31, 1965-67

### Times Finishing First, Regular Season

29 1929-31, 1936, 1938-39, 1944, 1960-62, 1965-67  
1972, 1995-97, 2002-04, 2007, 2011-14, 2016, 2019-21

### Consecutive Times Finishing First, Regular Season

4 2011-2014  
3 1929-31, 1960-62, 1965-67, 1995-97, 2002-04, 2019-21

## GAMES WON

### Most Consecutive Games Won

15 2010-11  
11 1928-29, 1961-62  
10 1929-30  
9 1931, 1936, 1943-44, 1997-98  
8 1941, 1963, 2006-07, 2014-15

### Most Consecutive Games Won, Season

13 2011  
10 1929, 1962  
9 1931, 1936  
8 1930, 1941, 1963

### Most Consecutive Games Without Defeat

23 1928-30 (won 21, tied 2)

### Most Games Won, Regular Season

15 2011  
13 1962, 1996, 1997, 2007, 2019, 2020, 2021  
12 1929, 1931, 2001, 2002, 2014

### Most Consecutive Games Won, Start of Season

13 2011

### Most Consecutive Games Without Defeat, Season

13 1929 (won 12, tied 1), entire season  
2011 (won 13)

### Most Consecutive Games Without Defeat, Start of Season

13 1929 (won 12, tied 1), entire season  
2011 (won 13)

### Most Consecutive Games Without Defeat, End of Season

13 1929 (won 12, tied 1), entire season

### Most Consecutive Home Games Won

25 1995-98  
20 1929-32  
15 2020-22  
14 1923-26  
13 1961-62, 2010-11

### Most Consecutive Home Games Won, Green Bay

25 1995-98

### Most Consecutive Home Games Won, Milwaukee

16 1935-42

### Most Consecutive Home Games Without Defeat

\*30 1928-33 (won 27, tied 3)

### Most Consecutive Road Games Won

8 1941-42, 1966-67  
7 2006-07, 2011  
6 1928-29, 1935-36

### Most Consecutive Road Games Without Defeat

12 1928-30 (won 10, tied 2)

### Most Shutouts Won or Tied, Season (Since 1932)

7 1932 (won 6, tied 1)

### Most Consecutive Shutouts Won or Tied (Since 1932)

3 1932 (won 3)

## GAMES LOST

### Most Consecutive Games Lost

9 1948-49  
8 1951-52, 1953-54

### Most Consecutive Games Without Victory

9 1948-49 (lost 9), 1953-54 (lost 8, tied 1)

### Most Games Lost, Season

12 1986, 1988, 1991, 2005

### Most Consecutive Games Lost, Season

7 1948, 1951, 1958, 1984, 1988

### Most Consecutive Games Lost, Start of Season

6 1986

### Most Consecutive Games Lost, End of Season

7 1948, 1951, 1958

### Most Consecutive Games Without Victory, Season

7 1948 (lost 7), 1951 (lost 7), 1958 (lost 7), 1984 (lost 7), 1988 (lost 7)

### Most Consecutive Games Without Victory, Start of Season

6 1986 (lost 6)

### Most Consecutive Games Without Victory, End of Season

7 1948 (lost 7), 1951 (lost 7), 1958 (lost 7)

### Most Consecutive Home Games Lost

7 1976-77, 1985-86

### Most Consecutive Home Games Lost, Green Bay

8 1985-87

### Most Consecutive Home Games Lost, Milwaukee

8 1956-59

### Most Consecutive Home Games Without Victory

8 1957-58 (lost 7, tied 1)

### Most Consecutive Road Games Lost

12 1957-59  
11 1949-50

### Most Consecutive Road Games Without Victory

12 1957-59 (lost 12)

### Most Shutouts Lost or Tied, Season

4 1928 (lost 3, tied 1), 1932 (lost 3, tied 1)

### Most Consecutive Shutouts Lost or Tied

2 1922 (lost 2), 1923 (lost 1, tied 1), 1925 (lost 2), 1928 (lost 2), 1932 (lost 2), 1988 (lost 2)

## TIE GAMES

### Most Tie Games, Season

3 1922, 1926, 1928

### Most Consecutive Tie Games

2 1922, 1926

\* — holds or shares NFL record

## PACKERS CLINCHING DATES

With a 38-35 victory over the N.Y. Giants on Dec. 4, 2011, the Packers clinched the 19th division title in club history. By clinching the division crown with four games remaining, it matched the franchise record set in 2002 when the Packers clinched the NFC North with four games left on the schedule. A look at the clinching dates for each of the Packers' 26 division crowns:

Games remaining	Division Title	Date	Games remaining	Division Title	Date
4	2002 NFC North Division	Dec. 1	1	1972 NFC Central Division	Dec. 10
4	2011 NFC North Division	Dec. 4	1	2004 NFC North Division	Dec. 24
3	1967 NFL Western Conference	Nov. 26	1	2019 NFC North Division	Dec. 23
3	2007 NFC North Division	Dec. 9	0	1939 NFL Western Division	Dec. 3
3	2020 NFC North Division	Dec. 13	0	1960 NFL Western Conference	Dec. 17
3	2021 NFC North Division	Dec. 19	0	1962 NFL Western Conference	Dec. 16
2	1961 NFL Western Conference	Dec. 3	0	1995 NFC Central Division	Dec. 24
2	1996 NFC Central Division	Dec. 8	0	2003 NFC North Division	Dec. 28
2	1997 NFL Central Division	Dec. 7	0	2013 NFC North Division	Dec. 29
2	2012 NFC North Division	Dec. 16	0	2014 NFC North Division	Dec. 28
1	1936 NFL Western Division	Nov. 29	0	2016 NFC North Division	Jan. 1
1	1944 NFL Western Division	Nov. 19	after season	1938 NFL Western Division	Dec. 14
1	1966 NFL Western Conference	Dec. 10	playoff game	1965 NFL Western Conference	Dec. 26

# SCORING

## POINTS

### Seasons Leading League

10 1931, 1936-38, 1961-62, 1996, 2011, 2014, 2020

### Most Consecutive Seasons Leading League

3 1936-38

### Most Points, Season

560	2011 (16 games)	461	2009 (16 games)
509	2020 (16 games)	456	1996 (16 games)
486	2014 (16 games)	450	2021 (17 games)

### Fewest Points, Season

70	1922 (10 games)	108	1924 (11 games)
	1921 (6 games)	113	1927 (10 games)
85	1923 (10 games)	114	1949 (12 games)

### Most Points, Game

57	vs. Detroit, Oct. 7, 1945 (57-21)
56	vs. Atlanta, Oct. 23, 1966 (56-3)
55	vs. Chicago Cardinals, Nov. 1, 1942 (55-24)
	vs. Cleveland Browns, Nov. 12, 1967 (55-7)
	vs. Tampa Bay, Oct. 2, 1983 (55-14)
	vs. Tennessee Titans, Dec. 23, 2012 (55-7)
	vs. Chicago Bears, Nov. 9, 2014 (55-14)

### Most Points, Both Teams, Game

95	GB (48) vs. Washington (47), Oct. 17, 1983
88	GB (41) at Atlanta (47), Nov. 27, 1983 (ot)
87	GB (35) at Detroit (52), Nov. 22, 1951
86	GB (45) vs. Detroit (41), Jan. 1, 2012
84	GB (44) at Detroit (40), Nov. 27, 1986

### Fewest Points, Both Teams, Game

*0	at Milwaukee Badgers, Oct. 22, 1922
	vs. Rock Island Independents, Oct. 29, 1922
	vs. St. Louis All-Stars, Oct. 7, 1923
	vs. Duluth Eskimos, Oct. 3, 1926
	vs. N.Y. Yankees, Nov. 11, 1928
	at Frankford Yellow Jackets, Nov. 28, 1929
	vs. Chicago Bears, Sept. 25, 1932
	at Chicago Cardinals, Dec. 6, 1936

### Most Points, Shutout Victory, Game

49	vs. Chicago Bears, Sept. 30, 1962
	at Philadelphia, Nov. 11, 1962
47	vs. Pittsburgh Pirates, Oct. 15, 1933
41	vs. Cincinnati Reds, Oct. 14, 1934
37	vs. Washington, Sept. 24, 2001

### Fewest Points, Shutout Victory, Game

\*2 at Chicago Bears, Oct. 16, 1932

### Most Points Overcome to Win Game

23	vs. L.A. Rams, Sept. 12, 1982 (35-23, down 20-3)
	at Dallas Cowboys, Dec. 15, 2013 (37-36, down 26-3)
21	vs. New Orleans, Sept. 17, 1989 (35-34, down 21-0)
20	at Detroit, Dec. 3, 2015 (27-23, down 20-0)
	vs. Chicago Bears, Sept. 9, 2018 (24-23, down 20-0)
18	at Detroit, Oct. 17, 1965 (31-21, down 21-3)
	vs. N.Y. Jets, Sept. 14, 2014 (31-24, down 21-3)

### Most Points, Each Half

1st:	*49 vs. Tampa Bay, Oct. 2, 1983
	45 vs. Cleveland Browns, Nov. 12, 1967
	42 vs. Chicago Bears, Nov. 9, 2014
	41 vs. Detroit, Oct. 7, 1945
	35 at Philadelphia, Nov. 11, 1962
	vs. Detroit, Dec. 6, 1992
	vs. New Orleans, Oct. 9, 2005
2nd:	38 at N.Y. Giants, Oct. 22, 1967
	35 vs. Chicago Bears, Sept. 30, 1962
	vs. L.A. Rams, Sept. 12, 1982
	vs. Dallas Cowboys, Nov. 23, 1997
	vs. Arizona, Jan. 2, 2000
	vs. Tennessee Titans, Dec. 23, 2012

### Most Points, Both Teams, Each Half

1st:	56 GB (49) vs. Tampa Bay (7), Oct. 2, 1983
	55 GB (21) at Chicago Cardinals (34), Nov. 27, 1949
	GB (28) at Indianapolis (27), Nov. 16, 1997
52	GB (21) at Detroit (31), Nov. 22, 1951
	GB (45) vs. Cleveland Browns (7), Nov. 12, 1967
	GB (17) at Indianapolis (35), Sept. 26, 2004
2nd:	56 GB (35) vs. Arizona (21), Jan. 2, 2000
	55 GB (28) vs. N.Y. Yanks (27), Oct. 8, 1950
	52 GB (28) at Chicago Bears (24), Nov. 6, 1955
	GB (28) at St. Louis Cardinals (24), Sept. 29, 1985
51	GB (24) vs. Washington (27), Oct. 17, 1983

### Most Points, One Quarter

*41	vs. Detroit (second quarter), Oct. 7, 1945
35	vs. Cleveland Browns (first quarter), Nov. 12, 1967
	vs. Tampa Bay (second quarter), Oct. 2, 1983
28	Nine times, last:
	vs. Chicago Bears (second quarter), Nov. 9, 2014

### Most Points, Both Teams, One Quarter

48 GB (41) vs. Detroit (7), Oct. 7, 1945 (second quarter)

### Most Points, Each Quarter

1st:	*35 vs. Cleveland Browns, Nov. 12, 1967
2nd:	*41 vs. Detroit, Oct. 7, 1945
3rd:	23 vs. Detroit, Oct. 6, 1985
4th:	28 at Chicago Bears, Nov. 6, 1955
	at Minnesota, Nov. 21, 1965
	at N.Y. Giants, Oct. 22, 1967

### Most Points, Both Teams, Each Quarter

1st:	*42 GB (35) vs. Cleveland Browns (7), Nov. 12, 1967
2nd:	48 GB (41) vs. Detroit (7), Oct. 7, 1945
3rd:	41 GB (21) vs. N.Y. Yanks (20), Oct. 8, 1950
4th:	*42 GB (28) at Chicago Bears (14), Nov. 6, 1955

### Most Consecutive Games Scoring

233	1991-2005
175	2006-17
156	1958-69
122	1978-86
69	1938-44

## TOUCHDOWNS

### Seasons Leading League, Overall Touchdowns

9 1932, 1937-38, 1961-62, 1996, 2011, 2014, 2020

### Most Consecutive Seasons Leading League, Overall TDs

2 1937-38 and 1961-62

### Most Overall Touchdowns, Season

70	2011 (16 games)	56	1996 (16 games)
66	2020 (16 games)	54	2009 (16 games)
58	2014 (16 games)	2021	(17 games)

### Fewest Overall Touchdowns, Season (Since 1932)

14	1949, 1977
17	1946
19	1932, 1934, 1974

### Most Overall Touchdowns, Game

8	at Pittsburgh Steelers, Nov. 23, 1941
	vs. Chicago Cardinals, Nov. 1, 1942
	vs. Detroit, Oct. 7, 1945
	vs. Atlanta, Oct. 23, 1966
7	at Cleveland Browns, Oct. 15, 1961
	vs. Chicago Bears, Sept. 30, 1962
	at Philadelphia, Nov. 11, 1962
	vs. Cleveland Browns, Nov. 12, 1967
	vs. Tampa Bay, Oct. 2, 1983
	vs. Arizona, Jan. 2, 2000
	vs. New Orleans, Oct. 9, 2005
	vs. Denver, Oct. 2, 2011
	vs. Tennessee Titans, Dec. 23, 2012
	vs. Chicago Bears, Nov. 9, 2014
	vs. Philadelphia, Nov. 16, 2014

\* — holds or shares NFL record

## MOST PRODUCTIVE TD COMBINATIONS, PACKERS HISTORY

TDs	Quarterback	Receiver/Tight End	Years	TDs	Quarterback	Receiver/Tight End	Years
68	Aaron Rodgers	Davante Adams	2014-21	41	Aaron Rodgers	James Jones	2008-13, 15
65	Aaron Rodgers	Jordy Nelson	2008-14, 16-17	38	Aaron Rodgers	Greg Jennings	2007-12
57	Brett Favre	Antonio Freeman	1995-2001, 03	36	Brett Favre	Donald Driver	1999-2007
45	Aaron Rodgers	Randall Cobb	2011-18, 21-22	35	Lynn Dickey	Paul Coffman	1979-85
41	Brett Favre	Sterling Sharpe	1992-94	33	Cecil Isbell	Don Hutson	1938-42



**Most Overall Touchdowns, Both Teams, Game**

- 12 GB (5) at Detroit (7), Nov. 22, 1951
- 11 Eight times, last:  
GB (6) vs. Detroit (5), Jan. 1, 2012

**Most Consecutive Games Scoring Touchdowns**

- 108 2010-17 56 2006-10
- 77 2000-04 48 1997-2000
- 75 1992-97

**POINTS AFTER TOUCHDOWN****Most (One-Point) PAT, Season**

- 68 2011 (69 attempts) 52 1962 (53 attempts)
- 59 2020 (63 attempts) 1983 (52 attempts)
- 53 2014 (55 attempts)

**Fewest (One-Point) PAT, Season (Since 1932)**

- 11 1977 14 1932
- 12 1949 15 1946



Reggie White, Brett Favre

**Most (One-Point) PAT, Game**

- 8 vs. Atlanta, Oct. 23, 1966
- 7 vs. Chicago Cardinals, Nov. 1, 1942  
vs. Detroit, Oct. 7, 1945  
at Cleveland Browns, Oct. 15, 1961  
vs. Chicago Bears, Sept. 30, 1962  
at Philadelphia, Nov. 11, 1962  
vs. Cleveland Browns, Nov. 12, 1967  
vs. Tampa Bay, Oct. 2, 1983  
vs. Arizona, Jan. 2, 2000  
vs. New Orleans, Oct. 9, 2005  
vs. Denver, Oct. 2, 2011  
vs. Tennessee Titans, Dec. 23, 2012  
vs. Chicago Bears, Nov. 9, 2014

**Most (One-Point) PAT, Both Teams, Game**

- 12 GB (5) at Detroit (7), Nov. 22, 1951
- 11 GB (4) at Chicago Bears (7), Nov. 6, 1955  
GB (5) vs. N.Y. Giants (6), Sept. 19, 1971  
GB (6) vs. Washington (5), Oct. 17, 1983  
GB (6) at San Diego (5), Nov. 6, 2011

**Most Two-Point Conversions, Season**

- 4 2015
- 3 2009, 2018, 2019
- 2 1996, 2000, 2003, 2004, 2005, 2008, 2016, 2020, 2022

**Most Two-Point Conversions, Game**

- 2 at Carolina, Oct. 3, 2005

**Most Two-Point Conversions, Both Teams, Game**

- 3 GB (0) at Minnesota (3), Sept. 13, 2020
- 2 GB (0) vs. Detroit (2), Nov. 6, 1994  
GB (1) vs. Chicago Bears (1), Sept. 1, 1997  
GB (0) at Indianapolis (2), Nov. 16, 1997  
GB (2) at Carolina (0), Oct. 3, 2005

**FIELD GOALS****Seasons Leading League, Field Goals**

- \*11 1935-36, 1940-43, 1946-47, 1955, 1972, 1974

**Most Consecutive Seasons Leading League, Field Goals**

- \*4 1940-43

**Most Field Goals Attempted, Season**

- 48 1972 (made 33) 38 2000 (made 33)
- 39 1974 (made 25) 37 1993 (made 31)
- 2007 (made 31) 2013 (made 33)
- 2018 (made 30)

**Fewest Field Goals Attempted, Season (Since 1938)**

- 5 1944 10 1942
- 8 1951, 1956 13 1945

**Most Field Goals Attempted, Game**

- 7 at Cincinnati, Oct. 10, 2021
- 6 vs. Detroit, Sept. 14, 1941  
vs. Detroit, Oct. 26, 1947  
at Pittsburgh Steelers, Oct. 30, 1960  
at Cleveland Browns, Sept. 17, 1972  
vs. Dallas Cowboys, Oct. 1, 1972  
vs. Detroit, Dec. 3, 1972  
vs. Detroit, Sept. 29, 1974  
at Minnesota, Nov. 17, 1974  
vs. Minnesota, Sept. 16, 2018

**Most Field Goals Attempted, Both Teams, Game (Since 1933)**

- \*11 GB (6) vs. Detroit (5), Sept. 29, 1974
- 10 GB (5) at St. Louis Cardinals (5), Dec. 5, 1971
- 9 GB (5) at Baltimore Colts (4), Oct. 18, 1964  
GB (3) vs. Chicago Bears (6), Nov. 8, 1987  
GB (4) at N.Y. Jets (5), Nov. 3, 1991  
GB (7) at Cincinnati (2), Oct. 10, 2021

**Most Field Goals, Season**

- 33 1972 (48 att.) 30 2018 (37 att.)
- 2000 (38 att.) 29 1998 (33 att.)
- 2013 (37 att.) 28 2002 (34 att.)
- 31 1993 (37 att.)
- 2007 (39 att.)

**Fewest Field Goals, Season (Since 1932)**

- \*0 1932, 1944

**Most Field Goals, Game**

- 5 at L.A. Raiders, Nov. 11, 1990  
vs. San Francisco, Oct. 14, 1996  
at Arizona, Sept. 24, 2000  
vs. Detroit, Oct. 6, 2013  
at Minnesota, Nov. 22, 2015  
vs. Minnesota, Sept. 16, 2018
- 4 Several times, last: at Miami, Dec. 25, 2022

**Most Field Goals, Both Teams, Game**

- 8 GB (4) vs. Detroit (4), Sept. 29, 1974

**Most Consecutive Games, Field Goal Made**

- 17 2013-14 12 1980-81
- 15 2004-05 1991-92, 2007
- 14 1987, 1997-98

**SAFETIES****Most Safeties, Season**

- 3 1932, 1975
- 2 1929, 1939, 1947, 1959, 1988

**Most Safeties, Game**

- 1 Several times, last: vs. N.Y. Giants, Oct. 9, 2022

**Most Safeties, Both Teams, Game**

- 2 GB (0) at Los Angeles Rams (2), Oct. 21, 1973  
GB (0) at Minnesota (2), Nov. 9, 2008

\* — holds or shares NFL record

**HERBER-TO-HUTSON: DID YOU KNOW?**

The Packers' Arnie Herber was one of the NFL's first long-bomb passers, and he did it with unusually small hands. At Green Bay West High School, Herber learned he could improve his distance and accuracy by palming the ball, rather than using the laces. His most-feared target, the incomparable Don Hutson, had flat feet, and trainers had to tape them in a special way. That taping job gave Hutson a strange running motion, which totally stumped opponents, because his loping style disguised his true speed.

## FIRST DOWNS

### Seasons Leading League

5 1940, 1942, 1944, 1960, 1962

### Most First Downs, Season

375 2021 (109 rushing, 235 passing, 31 penalty)  
 358 2020 (114 rushing, 216 passing, 28 penalty)  
 356 2014 (104 rushing, 222 passing, 30 penalty)  
 354 2004 (98 rushing, 228 passing, 28 penalty)  
 353 2011 (89 rushing, 230 passing, 34 penalty)

### Fewest First Downs, Season

125 1935  
 131 1945 (73 rushing, 44 passing, 14 penalty)  
 134 1938 (60 rushing, 66 passing, 8 penalty)  
 140 1937  
 147 1944 (70 rushing, 63 passing, 14 penalty)

### Most First Downs, Game

37 at Phi., Nov. 11, 1962 (21 ru., 15 pa., 1 pen.)  
 35 at NYJ, Dec. 23, 2018 (9 ru., 19 pa., 7 pen.)  
 32 at TB, Oct. 12, 1980 (11 ru., 21 pa.)  
 at Atl., Nov. 27, 1983 (11 ru., 18 pa., 3 pen.)  
 vs. ChiB, Oct. 20, 2016 (5 ru., 21 pa., 6 pen.)

### Fewest First Downs, Game

3 vs. Chicago Cardinals, Sept. 18, 1932  
 at Boston Redskins, Nov. 4, 1934 (3 ru.)  
 vs. Chicago Cardinals, Nov. 18, 1934  
 4 at Detroit, Nov. 17, 1935 (4 ru.)  
 5 Several times, last:  
 vs. New England, Nov. 19, 2006 (2 ru., 3 pa.)

### Most First Downs, Both Teams, Game

59 GB (27) vs. Detroit (32), Jan. 1, 2012  
 58 GB (30) vs. Minnesota (28), Nov. 24, 2013  
 GB (35) at N.Y. Jets (23), Dec. 23, 2018  
 57 GB (32) at Atlanta (25), Nov. 27, 1983  
 56 GB (23) vs. Washington (33), Oct. 17, 1983  
 GB (26) vs. Arizona (30), Jan. 2, 2000  
 GB (31) at Minnesota (25), Sept. 13, 2020

### Fewest First Downs, Both Teams, Game

5 GB (5) vs. N.Y. Giants (0), Oct. 1, 1933  
 GB (3) vs. Chi. Cardinals (2), Nov. 18, 1934  
 8 GB (3) vs. Chi. Cardinals (5), Sept. 18, 1932  
 10 GB (5) at Portsmouth (5), Dec. 4, 1932  
 GB (6) at Chi. Cardinals (4), Nov. 5, 1933

### Most First Downs, Rushing, Season

145 1962 133 1964  
 142 1961 127 2003  
 135 1960

### Fewest First Downs, Rushing, Season

59 1982 69 1970, 2007  
 60 1943 70 1944  
 65 1942

### Most First Downs, Rushing, Game

21 vs. Philadelphia, Nov. 11, 1962  
 19 vs. San Francisco, Oct. 11, 1959  
 at N.Y. Giants, Oct. 22, 1967  
 18 vs. Baltimore Colts, Oct. 18, 1953  
 vs. Detroit, Oct. 2, 1960  
 vs. Minnesota, Dec. 22, 1996

### Fewest First Downs, Rushing, Game

0 vs. Seattle, Dec. 9, 1990  
 at Detroit, Nov. 28, 2013  
 1 Several times, last: at L.A. Chargers, Nov. 3, 2019

### Most First Downs, Rushing, Both Teams, Game

30 GB (13) vs. New Orleans (17), Sept. 9, 1979  
 29 GB (11) at L.A. Rams (18), Dec. 16, 1956  
 GB (19) at N.Y. Giants (10), Oct. 22, 1967  
 28 GB (15) vs. Detroit (13), Oct. 26, 1947  
 GB (9) at Chicago Bears (19), Nov. 6, 1955  
 GB (16) vs. Atlanta (12), Oct. 26, 1969

### Fewest First Downs, Rushing, Both Teams, Game

3 GB (1) at Detroit (2), Sept. 11, 2005  
 4 GB (1) at Philadelphia (3), Oct. 13, 1946  
 GB (2) vs. N.Y. Giants (2), Nov. 8, 1981  
 GB (3) vs. Tampa Bay (1), Sept. 13, 1998  
 GB (3) vs. Detroit (1), Sept. 9, 2001  
 GB (3) at Carolina (1), Sept. 30, 2001  
 GB (2) at Chicago Bears (2), Oct. 7, 2002  
 GB (2) vs. New Orleans (2), Sept. 17, 2006  
 GB (1) at Chicago Bears (3), Sept. 5, 2019

### Most First Downs, Passing, Season

235 1995, 2021 222 2014, 2016  
 230 2011 216 2020  
 228 2004

### Fewest First Downs, Passing, Season

34 1946 63 1944  
 58 1948 66 1939, 1940, 1943

### Most First Downs, Passing, Game

23 at Detroit, Oct. 7, 2018  
 22 vs. Minnesota, Nov. 11, 2007  
 21 vs. St. Louis Cardinals, Dec. 21, 1969  
 at Tampa Bay, Oct. 12, 1980  
 at Carolina, Sept. 27, 1998  
 vs. Jacksonville, Dec. 19, 2004  
 at N.Y. Giants, Dec. 4, 2011  
 vs. New Orleans, Sept. 30, 2012  
 vs. Chicago Bears, Oct. 20, 2016

### Fewest First Downs, Passing, Game

0 vs. Cleveland Rams, Sept. 21, 1941  
 vs. Chicago Bears, Sept. 25, 1949  
 1 Several times, last: vs. Ind., Nov. 24, 1991

### Most First Downs, Passing, Both Teams, Game

47 GB (20) vs. Detroit (27), Jan. 1, 2012  
 44 GB (21) vs. New Orleans (23), Sept. 30, 2012  
 38 GB (17) vs. Washington (21), Oct. 17, 1983  
 37 GB (19) at Indianapolis (18), Sept. 26, 2004  
 36 GB (21) at N.Y. Giants (15), Dec. 4, 2011  
 GB (18) vs. Minnesota (18), Dec. 24, 2016

### Fewest First Downs, Passing, Both Teams, Game

1 GB (0) vs. Cleveland Rams (1), Sept. 21, 1941  
 3 GB (2) at Chicago Cardinals (1), Dec. 6, 1936  
 GB (1) at San Francisco (2), Dec. 10, 1960  
 4 GB (4) at Chicago Bears (0), Nov. 7, 1937  
 GB (3) at Philadelphia (1), Nov. 29, 1942  
 GB (1) vs. Chicago Bears (3), Sept. 29, 1946  
 GB (3) at Chicago Bears (1), Nov. 3, 1946

### Most First Downs, Penalty, Season

44 2015 36 2005, 2016  
 43 2012 34 2011  
 40 2019

### Fewest First Downs, Penalty, Season

6 1940, 1971 11 1964  
 8 1939, 1943 12 1955

### Most First Downs, Penalty, Game

8 vs. Philadelphia, Sept. 26, 2019  
 7 at N.Y. Jets, Dec. 23, 2018  
 6 at L.A. Rams, Sept. 20, 1981  
 vs. Dallas Cowboys, Nov. 23, 1997  
 vs. Detroit, Nov. 21, 1999  
 vs. Philadelphia, Sept. 17, 2000  
 vs. Baltimore Ravens, Dec. 7, 2009  
 vs. Jacksonville, Oct. 28, 2012  
 vs. Chicago Bears, Oct. 20, 2016  
 vs. Atlanta, Dec. 9, 2018  
 at San Francisco, Nov. 24, 2019

### Most First Downs, Penalty, Both Teams, Game

11 GB (5) vs. Indianapolis (6), Oct. 19, 2008  
 10 GB (4) vs. Washington (6), Oct. 20, 2002  
 GB (4) at Philadelphia (6), Dec. 5, 2004  
 GB (6) vs. Baltimore Ravens (4), Dec. 7, 2009  
 GB (2) vs. Philadelphia (8), Sept. 26, 2019  
 9 GB (6) vs. Detroit (3), Nov. 21, 1999  
 GB (5) at Detroit (4), Nov. 22, 2001  
 GB (5) vs. Detroit (4), Dec. 12, 2004  
 GB (3) at N.Y. Giants (5), Sept. 16, 2007  
 GB (3) at Denver (6), Oct. 29, 2007  
 GB (5) at Seattle (4), Sept. 24, 2012  
 GB (6) vs. Jacksonville (3), Oct. 28, 2012  
 GB (5) vs. Kansas City (4), Sept. 28, 2015

## NET YARDS GAINED

(Rushing and passing)

### Seasons Leading League

3 1937-38, 1940

### Most Yards Gained, Season

6,482 2011 (1,558 rushing, 4,924 passing)  
 6,404 2013 (2,136 rushing, 4,268 passing)  
 6,357 2004 (1,908 rushing, 4,449 passing)  
 6,224 2020 (2,118 rushing, 4,106 passing)  
 6,215 2021 (1,900 rushing, 4,315 passing)

\* — holds or shares NFL record

**Fewest Yards Gained, Season**

2,340	1934 (1,183 rushing, 1,165 passing, -8 laterals)
2,618	1946 (1,765 rushing, 841 passing, 12 laterals)
2,702	1933 (1,513 rushing, 1,186 passing, 3 laterals)
2,869	1945 (1,325 rushing, 1,536 passing, 8 laterals)
2,910	1982 (1,081 rushing, 1,829 passing)

**Most Yards Gained, Game**

628	at Philadelphia, Nov. 11, 1962 (294 ru., 334 pa.)
580	vs. Washington, Sept. 15, 2013 (139 ru., 441 pa.)
569	at Tampa Bay, Oct. 12, 1980 (154 ru., 415 pa.)
550	vs. Detroit, Jan. 1, 2012 (81 ru., 469 pa.)
548	at Oakland, Dec. 22, 2003 (156 ru., 392 pa.)

**Fewest Yards Gained, Game**

36	at Cincinnati, Sept. 26, 1976 (71 ru., -35 pa.)
61	at Boston Redskins, Nov. 4, 1934 (55 ru., 6 pa.)
63	vs. Dallas Cowboys, Oct. 24, 1965 (73 ru., -10 pa.) at L.A. Rams, Oct. 21, 1973 (35 ru., 28 pa.) at Detroit, Oct. 28, 1973 (60 ru., 3 pa.)

**Most Yards Gained, Both Teams, Game**

1,125	GB (550) vs. Detroit (575), Jan. 1, 2012
1,025	GB (473) vs. Washington (552), Oct. 17, 1983
1,002	GB (580) vs. Washington (422), Sept. 15, 2013
986	GB (491) at New Orleans (495), Oct. 26, 2014
977	GB (479) at Houston Oilers (498), Sept. 4, 1983

**Fewest Yards Gained, Both Teams, Game (Since 1933)**

136	GB (86) vs. Chicago Cardinals (50), Nov. 18, 1934
173	GB (107) vs. N.Y. Giants (66), Oct. 1, 1933
195	GB (118) vs. Chicago Bears (77), Sept. 18, 1938
206	GB (61) at Boston Redskins (145), Nov. 4, 1934
208	GB (115) at Chicago Cardinals (93), Nov. 29, 1934

**Most Consecutive Games, 400 or More Yards Gained**

4	1984, 1989, 2009
3	1961, 1980, 2004 (twice), 2007, 2014, 2016, 2018
2	Several times, last: 2020

**Most Consecutive Games, 300 or More Yards Gained**

21	2021-22	17	2016-17
19	2014-15	14	2012-13
18	2011-12		

**RUSHING****Seasons Leading League, Rushing Yards**

4 1946, 1961-62 and 1964

**Most Consecutive Seasons Leading League**

2 1961-62

**ATTEMPTS****Most Rushing Attempts, Season**

560	1946	527	1973
550	1978	518	1962
544	1972		

**Fewest Rushing Attempts, Season**

283	1982	333	2018
313	1951	337	1956
321	1954		

**Most Rushing Attempts, Game**

64	at Washington, Dec. 1, 1946
63	vs. Pittsburgh Steelers, Oct. 20, 1946
62	vs. Chicago Cardinals, Sept. 12, 1937 vs. Cleveland Rams, Sept. 21, 1941 at Chicago Cardinals, Nov. 10, 1946

**Fewest Rushing Attempts, Game**

7	vs. Miami, Sept. 11, 1994
10	vs. Seattle, Dec. 9, 1990
11	at Chicago Bears, Nov. 27, 1988 at Denver, Oct. 17, 1999 vs. Tennessee Titans, Oct. 11, 2004 at Los Angeles Chargers, Nov. 3, 2019
12	vs. San Diego, Oct. 7, 1984 at Buffalo, Nov. 20, 1994 at Tampa Bay, Dec. 26, 1999 at Pittsburgh Steelers, Dec. 20, 2009

**Most Rushing Attempts, Both Teams, Game**

*108	GB (38) at Chicago Cardinals (70), Dec. 5, 1948
102	GB (51) vs. Pittsburgh Steelers (51), Nov. 20, 1949
101	GB (32) at Chicago Cardinals (69), Dec. 6, 1936
100	GB (62) vs. Chicago Cardinals (38), Sept. 12, 1937
99	GB (56) at Chicago Bears (43), Nov. 1, 1936 GB (37) vs. Washington (62), Oct. 24, 1948 GB (55) at L.A. Rams (44), Oct. 23, 1949



Vince Lombardi

**Fewest Rushing Attempts, Both Teams, Game**

31	GB (12) at Pittsburgh Steelers (19), Dec. 20, 2009
33	GB (15) at Chicago Bears (18), Sept. 27, 2010
35	GB (15) vs. Minnesota (20), Dec. 24, 2016
37	GB (24) vs. Carolina (13), Dec. 12, 1999 GB (22) at Chicago Bears (15), Sept. 5, 2019

**YARDS GAINED****Most Yards Gained Rushing, Season**

2,558	2003	2,276	1964
2,460	1962	2,248	1963
2,350	1961		

**Fewest Yards Gained Rushing, Season**

1,081	1982	1,325	1945
1,183	1934	1,328	1954
1,196	1951		

**Most Yards Gained Rushing, Game**

366	vs. Detroit, Oct. 26, 1947 (50 att.)
312	vs. N.Y. Yanks, Oct. 8, 1950 (40 att.)
303	vs. Baltimore Colts, Oct. 18, 1953 (56 att.)
301	at Washington, Dec. 1, 1946 (64 att.)
298	at Chicago Bears, Dec. 16, 1973 (53 att.)

\* — holds or shares NFL record

**50TH ANNIVERSARY TEAM (1969)**

Don Hutson . . . . . End	Bart Starr . . . . . Quarterback
Boyd Dowler . . . . . End	Paul Hornung . . . . . Running Back
Cal Hubbard . . . . . Tackle	Clarke Hinkle . . . . . Running Back
Fred "Fuzzy" Thurston . . . . . Guard	Jim Taylor . . . . . Running Back
Jim Ringo . . . . . Center	
Jerry Kramer . . . . . Guard	
Forrest Gregg . . . . . Tackle	

Larry Craig . . . . . End	Ray Nitschke . . . . . Linebacker
Lawie Dilweg . . . . . End	Dave Robinson . . . . . Linebacker
Willie Davis . . . . . End	Bill Forester . . . . . Linebacker
Robert "Cal" Hubbard . . . . . Tackle	Herb Adderley . . . . . Def. Back
Henry Jordan . . . . . Tackle	Jesse Whittenton . . . . . Def. Back
Dave Hanner . . . . . Tackle	Bobby Dillon . . . . . Def. Back
	Willie Wood . . . . . Def. Back

**Fewest Yards Gained Rushing, Game**

12	at Tampa Bay, Dec. 26, 1999 (12 attempts)
13	vs. Seattle, Dec. 9, 1990 (10 attempts)
17	vs. Boston Redskins, Sept. 17, 1933 (37 attempts)
18	vs. Chicago Cardinals, Oct. 21, 1934 (29 attempts)
20	at Boston Redskins, Nov. 8, 1936 (30 attempts) at Baltimore Colts, Oct. 28, 1956 (18 attempts)

**Most Yards Gained Rushing, Both Teams, Game**

557	GB (151) at Chicago Bears (406), Nov. 6, 1955
508	GB (366) vs. Detroit (142), Oct. 26, 1947
506	GB (294) vs. Cleveland Rams (212), Oct. 22, 1944
502	GB (312) vs. N.Y. Yanks (190), Oct. 8, 1950
495	GB (181) at L.A. Rams (314), Dec. 16, 1956

**Fewest Yards Gained Rushing, Both Teams, Game**

81	GB (44) at Miami (37), Sept. 22, 1991
85	GB (18) vs. Chicago Cardinals (67), Oct. 21, 1934 GB (35) at Philadelphia (50), Oct. 13, 1946
87	GB (37) vs. Tampa Bay (50), Sept. 13, 1998
92	GB (79) vs. Carolina (13), Dec. 12, 1999

**AVERAGE GAIN, RUSHING****Highest Average Gain, Rushing, Season**

5.05	2003 (507 att., 2,558 yds.)
5.01	2018 (333 att., 1,667 yds.)
4.96	1961 (474 att., 2,350 yds.)
4.78	2020 (443 att., 2,118 yds.)
4.75	1962 (518 att., 2,460 yds.)

**Lowest Average Gain, Rushing, Season**

2.59	1934 (456 att., 1,183 yds.)
3.07	1932 (434 att., 1,333 yds.)
3.11	1933 (487 att., 1,513 yds.)
3.12	1977 (469 att., 1,464 yds.)
3.15	1939 (500 att., 1,574 yds.)

**TOUCHDOWNS, RUSHING****Most Touchdowns, Rushing, Season**

*36	1962 (14 games)	23	1964 (14 games)
29	1960 (12 games)	22	1963 (14 games)
27	1961 (14 games)		

**Fewest Touchdowns, Rushing, Season**

5	1922, 1923, 1924, 1977, 1990
---	------------------------------

**Most Touchdowns, Rushing, Game**

6	at Cleveland Browns, Oct. 15, 1961 at Philadelphia, Nov. 11, 1962
5	vs. Pittsburgh Pirates, Oct. 15, 1933 vs. Chicago Bears, Sept. 30, 1962 at Chicago Bears, Nov. 4, 1962 at N.Y. Giants, Oct. 22, 1967 vs. New England, Oct. 9, 1988 vs. Seattle, Dec. 27, 2009

**Most Touchdowns, Rushing, Both Teams, Game**

*8	GB (3) at Chicago Bears (5), Nov. 6, 1955
7	GB (4) vs. Chicago Bears (3), Sept. 30, 1945 GB (4) vs. Seattle (3), Oct. 15, 1978
6	Several times, last: GB (6) at Phi. (0), Nov. 11, 1962

**PASSING****ATTEMPTS****Most Passes Attempted, Season**

640	2018 (392 comp.)	620	2016 (403 comp.)
630	2006 (530 comp.)	609	1994 (375 comp.)
626	2005 (383 comp.)		

**Fewest Passes Attempted, Season**

134	1932 (48 comp.)	209	1933 (89 comp.)
178	1946 (54 comp.)	210	1938 (91 comp.)
197	1934 (74 comp.)		

**Most Passes Attempted, Game**

61	vs. San Francisco, Oct. 14, 1996 (28 comp.) vs. Detroit, Nov. 15, 2015 (35 comp.)
60	at Detroit, Nov. 12, 1989 (35 comp.)
59	at New Orleans, Sept. 14, 1986 (28 comp.)
58	at Chicago Bears, Dec. 4, 2005 (31 comp.)

**Fewest Passes Attempted, Game**

*0	vs. Portsmouth, Oct. 8, 1933
4	vs. Brooklyn Dodgers, Oct. 23, 1932
5	at Chicago Bears, Oct. 16, 1932 vs. Detroit, Nov. 1, 1971
6	vs. N.Y. Giants, Oct. 2, 1932

**Most Passes Attempted, Both Teams, Game**

103	GB (44) vs. Detroit (59), Jan. 1, 2012
100	GB (47) at New England (53), Oct. 2, 1994 GB (61) vs. San Francisco (39), Oct. 14, 1996
99	GB (61) vs. Detroit (38), Nov. 15, 2015
98	GB (45) at Carolina (53), Sept. 27, 1998

**Fewest Passes Attempted, Both Teams, Game**

11	GB (0) vs. Portsmouth (11), Oct. 8, 1933
13	GB (9) vs. Chicago Bears (4), Sept. 25, 1932 GB (8) vs. Chicago Cardinals (5), Nov. 18, 1934
14	GB (8) vs. Chicago Bears (6), Sept. 18, 1938
15	GB (10) at Chicago Cardinals (5), Dec. 6, 1936

**COMPLETIONS****Most Passes Completed, Season**

403	2016 (620 att.)	383	2005 (626 att.)
402	2021 (593 att.)		2007 (578 att.)
392	2018 (640 att.)		

**Fewest Passes Completed, Season**

48	1932 (134 att.)	81	1945 (218 att.)
54	1946 (178 att.)	89	1933 (209 att.)
74	1934 (197 att.)		

**Most Passes Completed, Game**

39	vs. Chicago Bears, Oct. 20, 2016 (56 att.) at N.Y. Jets, Dec. 23, 2018 (55 att.)
36	at Chicago Bears, Dec. 5, 1993 (54 att.) at Tampa Bay, Oct. 12, 1980 (51 att.) at Detroit, Nov. 12, 1989 (60 att.) vs. Minnesota, Nov. 11, 2007 (48 att.) vs. Detroit, Nov. 15, 2015 (61 att.) at Cleveland Browns, Dec. 10, 2017 (46 att.)

**Fewest Passes Completed, Game**

*0	vs. Portsmouth, Oct. 8, 1933 vs. Chicago Bears, Sept. 25, 1949
----	---

**Most Passes Completed, Both Teams, Game**

67	GB (31) vs. Detroit (36), Jan. 1, 2012
66	GB (31) vs. New Orleans (35), Sept. 30, 2012
62	GB (34) at Indianapolis (28), Sept. 26, 2004
61	GB (37) at N.Y. Jets (24), Dec. 23, 2018
60	GB (34) vs. Washington (26), Sept. 15, 2013

**Fewest Passes Completed, Both Teams, Game**

2	GB (1) vs. Chicago Bears (1), Sept. 25, 1932 GB (2) vs. Chicago Cardinals (0), Nov. 18, 1934
4	GB (3) at Chicago Cardinals (1), Nov. 29, 1934 GB (3) vs. Chicago Bears (1), Sept. 18, 1938
5	GB (0) vs. Portsmouth (5), Oct. 8, 1933 GB (3) at Chicago Cardinals (2), Dec. 6, 1936 GB (4) vs. Chicago Cardinals (1), Sept. 12, 1937

**YARDS GAINED, PASSING****Seasons Leading League, Passing Yards**

5	1934-37, 1942
---	---------------

**Most Consec. Seasons Leading League, Passing Yards**

4	1934-37
---	---------

**Most Gross Yards Gained, Passing, Season**

5,161	2011	4,550	2004
4,688	1983	4,539	1995
4,629	2018		

**Most Net Yards Gained, Passing, Season**

4,924	2011	4,334	2007
4,449	2004	4,322	1995
4,365	1983		

**Fewest Net Yards Gained, Passing, Season**

798	1932	1,186	1933
841	1946	1,283	1973
1,165	1934		

**Most Net Yards Gained, Passing, Game**

469	vs. Detroit, Jan. 1, 2012 (44-31-1, 6 TD)
441	vs. Washington, Sept. 15, 2013 (42-34-0, 4 TD)
423	vs. Chicago Cardinals, Nov. 1, 1942 (27-13-1, 6 TD) at Detroit, Oct. 7, 2018 (52-32-0, 3 TD)
422	vs. St. Louis Cardinals, Dec. 21, 1969 (34-23-1, 5 TD)

**Fewest Net Yards Gained, Passing, Game**

-35	at Cincinnati, Sept. 26, 1976
-18	at Chicago Cardinals, Dec. 5, 1948
-12	vs. Chicago Bears, Nov. 4, 1973
-10	vs. Dallas Cowboys, Oct. 24, 1965
-7	vs. Chicago Bears, Sept. 25, 1949

\* — holds or shares NFL record



**Most Net Yards Gained, Passing, Both Teams, Game**

*971	GB (469) vs. Detroit (502), Jan. 1, 2012
848	GB (376) at Pittsburgh Steelers (472), Dec. 20, 2009
778	GB (385) at Indianapolis (393), Sept. 26, 2004
771	GB (403) vs. Washington (368), Oct. 17, 1983
755	GB (441) vs. Washington (314), Sept. 15, 2013

**Fewest Net Yards, Passing, Both Teams, Game**

*-11	GB (-10) vs. Dallas Cowboys (-1), Oct. 24, 1965
10	GB (16) at Chicago Cardinals (-6), Nov. 29, 1934
20	GB (13) vs. Chicago Bears (7), Sept. 25, 1932
	GB (20) vs. Chicago Cardinals (0), Nov. 18, 1934
29	GB (-35) at Cincinnati (64), Sept. 26, 1976

**300-YARD NET PASSING EFFORTS****Most Games, 300 Net Yards Passing, Season**

8	2014
7	2007
6	1983, 1989, 2004, 2011
5	2009, 2012, 2016, 2018, 2021
4	1984, 1994, 1995, 2001, 2013, 2020
3	1942, 1999, 2002, 2005, 2006, 2010, 2015, 2019

**Most Consecutive Games, 300 Net Yards Passing**

4	2011, 2012-13
3	1984, 2004, 2007 (twice), 2014, 2016, 2021

**Most Consec. Games, Fewer Than 300 Yards Net Passing**

149	1970-80	86	1933-40
95	1943-51		

**TIMES SACKED**

Became an official NFL team statistic in 1963

**Most Times Sacked, Season**

62	1990 (16 games)	51	1988 (16 games)
53	2018 (16 games)		2009 (16 games)
52	1981 (16 games)		2012 (16 games)
			2017 (16 games)

**Fewest Times Sacked, Season**

14	2004 (16 games)	18	1971 (14 games)
17	1972 (14 games)	19	2003 (16 games)
	1974 (14 games)		2007 (16 games)

**Most Times Sacked, Game**

11	vs. Detroit, Nov. 7, 1965
10	at San Diego, Sept. 24, 1978
9	at Chicago Bears, Dec. 13, 1970
	at N.Y. Jets, Dec. 20, 1981
	vs. Detroit, Dec. 12, 1982
	at Arizona, Dec. 27, 2015

**Most Times Sacked, Both Teams, Game**

*18	GB (10) at San Diego (8), Sept. 24, 1978
14	GB (5) vs. Dallas Cowboys (9), Oct. 24, 1965
13	GB (11) vs. Detroit (2), Nov. 7, 1965
	GB (8) at L.A. Raiders (5), Nov. 11, 1990
12	GB (4) vs. L.A. Rams (8), Sept. 25, 1966
	GB (5) at Detroit (7), Dec. 15, 1979
	GB (6) at Tampa Bay (6), Oct. 27, 1991
	GB (5) vs. Chicago Bears (7), Sept. 13, 2012

**Fewest Yards Lost, by Sack/Attempting to Pass, Season**

101	2004
124	1972
126	1974
127	2007
137	2003

**COMPLETION PERCENTAGE****Seasons Leading League, Completion Percentage**

8	1936, 1941, 1961-62, 1964, 1966, 1968, 1998
---	---

**Most Consecutive Seasons Leading League, Comp. Pct.**

2	1961-62
---	---------

**Highest Completion Percentage, Season**

70.72	2020 (376 completions on 552 attempts)
68.12	2011 (376 completions on 552 attempts)
67.79	2021 (402 completions on 593 attempts)
67.03	2012 (374 completions on 558 attempts)
66.26	2007 (383 completions on 578 attempts)

**Lowest Completion Percentage, Season**

30.34	1946 (54 completions on 178 attempts)
30.43	1949 (91 completions on 299 attempts)
35.82	1932 (48 completions on 134 attempts)
37.16	1945 (81 completions on 218 attempts)
37.56	1934 (74 completions on 197 attempts)

**TOUCHDOWNS, PASSING****Most Touchdowns, Passing, Season**

51	2011	39	1995, 1996, 2021
48	2020	38	2014
40	2012, 2016		

**Fewest Touchdowns, Passing, Season**

1	1921	5	1923
3	1922		1949
4	1927		1974
	1946		

**Most Touchdowns, Passing, Game**

6	vs. Chicago Cardinals, Nov. 1, 1942
	vs. Detroit, Oct. 7, 1945
	vs. Detroit, Jan. 1, 2012
	at Houston Texans, Oct. 14, 2012
	vs. Chicago Bears, Nov. 9, 2014
5	vs. St. Louis Cardinals, Dec. 21, 1969
	at New Orleans, Dec. 13, 1981
	at Houston Oilers, Sept. 4, 1983
	vs. Chicago Bears, Nov. 12, 1995
	vs. Minnesota, Sept. 21, 1997
	at Carolina, Sept. 27, 1998
	vs. Kansas City, Sept. 28, 2015

**Most Touchdowns, Passing, Both Teams, Game**

11	GB (6) vs. Detroit (5), Jan. 1, 2012
9	GB (4) at Indianapolis (5), Sept. 26, 2004
8	GB (4) at Detroit (4), Nov. 22, 1951
	GB (3) at Detroit (5), Nov. 27, 1952
	GB (5) vs. Minnesota (3), Sept. 21, 1997
	GB (4) vs. Minnesota (4), Nov. 14, 2004
	GB (4) at San Diego (4), Nov. 6, 2011

**PASSES HAD INTERCEPTED****Most Passes Had Intercepted, Season**

37	1950	30	1944, 2005
34	1953	29	1988, 1949, 1951, 1980
32	1983		

**Fewest Passes Had Intercepted, Season**

4	2018, 2019	7	2021
5	1966, 2020	8	2009, 2011, 2012
6	1964, 2014		2015, 2016

\* — holds or shares NFL record

**NOTABLE OPPONENT ABBREVIATIONS USED IN RECORDS & HISTORY SECTION**

BalC	Baltimore Colts, 1950, 1953-1983
BalR	Baltimore Ravens, 1996-present
Bkn	Brooklyn Dodgers, 1930-43; Tigers, 1944
BosB	Boston Braves, 1932
BosR	Boston Redskins, 1933-36
BosY	Boston Yanks, 1944-48
ChiB	Chicago Bears, 1922-present
ChiC	Chicago Cardinals, 1920-59
Card-Pitt	Chicago Cardinals-Pitt. Steelers Combine, 1944
CinR	Cincinnati Reds, 1933
CleB	Cleveland Browns, 1950-95, 1999-present
CleR	Cleveland Rams, 1937-42, 1944-45
DalC	Dallas Cowboys, 1960-present
DalT	Dallas Texans, 1952
Dul	Duluth Kelleys, 1923-25; Eskimos, 1926-27
Fra	Frankford Yellow Jackets, 1924-31

HouO	Houston Oilers, 1960-96
HouT	Houston Texans, 2002-present
LAC	Los Angeles Chargers, 1960, 2017-present
LARd	Los Angeles Raiders, 1982-94
LARm	Los Angeles Rams, 1946-94, 2016-present
Mil	Milwaukee Badgers, 1922-26
NYB	New York Bulldogs, 1949
NYV	New York Yankees, 1927-28; Yanks, 1950-51
PhoC	Phoenix Cardinals, 1988-93
PitP	Pittsburgh Pirates, 1933-39
Port	Portsmouth Spartans, 1930-33
Prov	Providence Steam Roller, 1925-31
StLC	St. Louis Cardinals, 1960-87
StLR	St. Louis Rams, 1995-2015
TenO	Tennessee Oilers, 1997-98
TenT	Tennessee Titans, 1999-present

**Most Passes Had Intercepted, Game**

- 8 vs. N.Y. Giants, Nov. 21, 1948  
 7 vs. Chicago Bears, Sept. 22, 1940  
 vs. Detroit, Oct. 20, 1940  
 at Cleveland Rams, Nov. 11, 1945  
 vs. Detroit, Sept. 17, 1950  
 at New Orleans, Sept. 14, 1986

**Most Passes Had Intercepted, Both Teams, Game**

- 11 GB (4) at Cleveland Rams (7), Oct. 30, 1938  
 GB (7) vs. Detroit (4), Oct. 20, 1940  
 10 GB (1) at Detroit (9), Oct. 24, 1943  
 GB (3) at Cleveland Rams (7), Nov. 12, 1944  
 GB (7) at Cleveland Rams (3), Nov. 11, 1945

**PUNTING****Most Punts, Season**

106	1978 (16 games)	87	1949 (12 games)
95	1975 (14 games)		1970 (14 games)
93	1987 (15 games)		1980 (16 games)

**Fewest Punts, Season**

42	1982 (9 games)	48	1944 (10 games)
46	1945 (10 games)	49	1960 (12 games)
47	2020 (16 games)		



Craig Henrich

**Most Punts, Game**

- 14 at Chicago Bears, Oct. 22, 1933  
 at Chicago Cardinals, Nov. 5, 1933  
 at Detroit, Nov. 17, 1935  
 13 at Boston Redskins, Nov. 4, 1934  
 12 at Chicago Bears, Dec. 10, 1933

**Fewest Punts, Game**

- \*0 at Baltimore Colts, Nov. 6, 1960  
 vs. Chicago Bears, Sept. 24, 1967  
 vs. Buffalo, Dec. 5, 1982  
 at Chicago Bears, Dec. 17, 1989  
 at Minnesota, Oct. 27, 2013  
 at Chicago Bears, Sept. 28, 2014  
 at New Orleans, Oct. 26, 2014  
 at Detroit, Oct. 7, 2018  
 vs. Tennessee Titans, Dec. 27, 2020  
 1 Several times, last:  
 vs. Detroit, Jan. 8, 2023

**Most Punts, Both Teams, Game**

- \*31 GB (14) at Chicago Bears (17), Oct. 22, 1933  
 26 GB (14) at Chicago Cardinals (12), Nov. 5, 1933  
 GB (11) at Portsmouth (15), Nov. 12, 1933  
 GB (12) at Chicago Bears (14), Dec. 10, 1933  
 GB (14) at Detroit (12), Nov. 17, 1935

**Fewest Punts, Both Teams, Game**

- \*0 GB (0) at Chicago Bears (0), Sept. 28, 2014  
 GB (0) at New Orleans (0), Oct. 26, 2014  
 1 GB (0) vs. Buffalo (1), Dec. 5, 1982  
 GB (0) at Chicago Bears (1), Dec. 17, 1989

**AVERAGE YARDAGE****Highest Gross Average, Punting, Season**

46.55	2021 (53 punts, 2,467 yards)
45.56	2011 (55 punts, 2,506 yards)
45.04	1997 (75 punts, 3,378 yards)
44.69	1963 (51 punts, 2,279 yards)
44.59	2013 (64 punts, 2,854 yards)

**Lowest Gross Average, Punting, Season**

35.46	1978 (106 punts, 3,759 yards)
35.83	1975 (95 punts, 3,404 yards)
35.96	1943 (52 punts, 1,870 yards)
36.50	1967 (66 punts, 2,409 yards)
36.60	1976 (84 punts, 3,074 yards)

**PUNT RETURNS****Seasons Leading League (Average Return)**

6	1950, 1953-54, 1961, 1972, 1996
---	---------------------------------

**Most Punt Returns, Season**

61	1995	53	2006
58	1996	49	1994
56	1997		

**Fewest Punt Returns, Season**

11	2020	22	1965
20	1961, 2019	25	1970, 1972, 2021

**Most Punt Returns, Game**

- 9 vs. Minnesota, Dec. 21, 2006  
 8 at Boston Yanks, Nov. 18, 1945  
 vs. Dallas Texans, Nov. 23, 1952  
 vs. Minnesota, Nov. 21, 1982  
 7 Several times, last:  
 vs. Carolina, Sept. 29, 2002

**Most Punt Returns, Both Teams, Game**

- 14 GB (7) at New England (7), Oct. 2, 1994  
 13 GB (5) at Philadelphia (8), Nov. 29, 1942  
 GB (6) at Chicago Bears (7), Nov. 14, 1948  
 GB (6) vs. Chicago Bears (7), Dec. 4, 1983

**FAIR CATCHES****Most Fair Catches, Season**

31	2019	23	1972, 2015
27	2004	22	2012, 2017
26	2000		

**Fewest Fair Catches, Season**

3	2006	6	1982, 1987, 1992
5	1971, 2007	7	1975, 1986, 1991, 1995

**Most Fair Catches, Game**

- 6 at Chicago Bears, Dec. 16, 1973  
 5 vs. New Orleans, Nov. 17, 1968  
 vs. Chicago Bears, Nov. 15, 1970  
 at Detroit, Dec. 12, 2010  
 at Detroit, Dec. 3, 2015  
 at Minnesota, Sept. 18, 2016

\* — holds or shares NFL record

**BEST GIVEAWAY-TAKEAWAY RATIOS**

+/-	Year	Giveaways			Takeaways		
		Total	Int	Fum	Total	Int	Fum
+26	1943	25	19	6	51	42	9
+24	1941	24	13	11	48	25	23
	1965	26	14	12	50	27	23
	2009	16	8	8	40	30	10
	2011	14	8	6	38	31	7

**WORST GIVEAWAY-TAKEAWAY RATIOS**

+/-	Year	Giveaways			Takeaways		
		Total	Int	Fum	Total	Int	Fum
-24	2005	45	30	15	21	10	11
-19	1976	45	22	23	26	11	15
	1983	50	32	18	31	19	12
-15	1950	57	37	20	42	27	15
	1952	56	25	31	41	22	19

## YARDS GAINED

### Most Yards, Punt Returns, Season

*875	1996 (16 games)	563	1939 (11 games)
729	1950 (12 games)		1947 (12 games)
		527	1948 (12 games)

### Fewest Yards, Punt Returns, Season

53	2020 (16 games)	98	1970 (14 games)
65	1965 (14 games)		2019 (16 games)
		137	1973 (14 games)

### Most Yards, Punt Returns, Game

167	at Detroit, Dec. 15, 1996
147	at Chicago Bears, Nov. 8, 1959
144	vs. Dallas Texans, Nov. 23, 1952
141	vs. Los Angeles Rams, Oct. 9, 1994
129	vs. Tampa Bay, Oct. 2, 1983

### Most Yards, Punt Returns, Both Teams, Game

182	GB (167) at Detroit (15), Dec. 15, 1996
181	GB (92) vs. N.Y. Giants (89), Nov. 13, 1949
177	GB (122) vs. Washington (55), Sept. 24, 1950
175	GB (0) at Detroit (175), Nov. 22, 1951
170	GB (22) at Chicago Cardinals (148), Nov. 27, 1949

## AVERAGE YARDS RETURNING PUNTS

### Highest Average, Punt Returns, Season

17.75	1961 (20 returns, 355 yards)
16.57	1950 (44 returns, 729 yards)
15.09	1996 (58 returns, 875 yards)
14.56	1972 (25 returns, 364 yards)
13.03	1964 (34 returns, 443 yards)

### Lowest Average, Punt Returns, Season

2.95	1965 (22 returns, 65 yards)
3.92	1970 (25 returns, 98 yards)
4.03	1967 (39 returns, 157 yards)
4.15	2002 (46 returns, 191 yards)
4.57	1973 (30 returns, 137 yards)

## TOUCHDOWNS RETURNING PUNTS

### Most Touchdowns, Punt Returns, Season

3	1996 (16 games)
2	1950 (12 games)
	1961 (14 games)
	1972 (14 games)
	1974 (14 games)
	2007 (16 games)
	2008 (16 games)
	2014 (16 games)

### Most Touchdowns, Punt Returns, Game

1	Several times, last: vs. Detroit, Dec. 28, 2014
---	---

### Most Touchdowns, Punt Returns, Both Teams, Game

*2	GB (0) at Detroit (2), Nov. 22, 1951
	GB (1) vs. Cincinnati (1), Sept. 20, 1992

## KICKOFF RETURNS

### Most Kickoff Returns, Season

79	1983	73	1980
		70	2004, 2006
75	2005		

### Fewest Kickoff Returns, Season

28	1941, 1943	30	1944, 1962, 2018, 2021
29	2014	32	2016, 2019

### Most Kickoff Returns, Game

9	at Detroit, Nov. 22, 1951
	at Detroit, Nov. 27, 1952
	vs. Detroit, Sept. 20, 1970
	at L.A. Rams, Sept. 21, 1980
	at Chicago Bears, Dec. 7, 1980
	at N.Y. Giants, Dec. 20, 1986
	vs. Tennessee Titans, Oct. 11, 2004
	at Baltimore Ravens, Dec. 19, 2005
	at New Orleans, Nov. 24, 2008

### Most Kickoff Returns, Both Teams, Game

17	GB (8) vs. Washington (9), Oct. 17, 1983
	GB (8) at Detroit (9), Nov. 27, 1986
15	GB (8) at Houston Oilers (7), Sept. 4, 1983
14	Several times, last:
	GB (8) at Dallas Cowboys (6), Nov. 29, 2007

## YARDS GAINED, KICKOFF RETURNS

### Most Yards, Kickoff Returns, Season

1,570	2000 (64 ret, 24.5 avg)	1,522	2004 (70 ret, 21.7 avg)
1,547	1998 (60 ret, 25.8 avg)	1,511	2003 (64 ret, 23.6 avg)
1,546	1971 (58 ret, 26.7 avg)		

### Fewest Yards, Kickoff Returns, Season

381	1940 (11 games)	567	1941 (11 games)
531	2021 (17 games)	610	1944 (10 games)
555	2014 (16 games)		

### Most Yards, Kickoff Returns, Game

258	at Dallas Cowboys, Oct. 3, 1993
256	vs. Minnesota, Oct. 5, 1998
245	vs. N.Y. Giants, Sept. 19, 1971
244	vs. Chicago Bears, Oct. 7, 1956
234	at Chicago Bears, Dec. 7, 1980

### Most Yards, Kickoff Returns, Both Teams, Game

427	GB (245) vs. N.Y. Giants (182), Sept. 19, 1971
410	GB (106) at Chicago Bears (304), Nov. 9, 1952
407	GB (163) vs. Detroit (244), Sept. 6, 1998
401	GB (208) vs. Washington (193), Oct. 17, 1983
379	GB (180) at Chicago Bears (199), Nov. 6, 1955

## AVERAGE YARDAGE, KICKOFF RET.

### Highest Average, Kickoff Returns, Season

26.98	1967 (46 returns, 1,241 yards)
26.66	1971 (58 returns, 1,546 yards)
26.27	1961 (41 returns, 1,077 yards)
25.78	1998 (60 returns, 1,547 yards)
25.78	1964 (45 returns, 1,160 yards)

### Lowest Average, Kickoff Returns, Season

16.95	1983 (79 returns, 1,339 yards)
17.49	1987 (59 returns, 1,032 yards)
17.70	2021 (30 returns, 531 yards)
17.96	1989 (69 returns, 1,239 yards)
18.38	1981 (58 returns, 1,066 yards)

## TOUCHDOWNS, KICKOFF RETURNS

### Most Touchdowns, Kickoff Returns, Season

*4	1967 (14 games)
2	1969 (14 games)
	1970 (14 games)
	1971 (14 games)
	1998 (16 games)

### Most Touchdowns, Kickoff Returns, Game

*2	vs. Cleveland Browns, Nov. 12, 1967
1	Several times, last:
	vs. Minnesota, Jan. 1, 2023

### Most TDs, Kickoff Returns, Both Teams, Game

2	GB (0) vs. Chicago Bears (2), Sept. 22, 1940
	GB (0) at Chicago Bears (2), Nov. 9, 1952
	GB (2) vs. Cleveland Browns (0), Nov. 12, 1967
	GB (0) at L.A. Rams (2), Nov. 24, 1985
	GB (1) vs. Detroit (1), Sept. 6, 1998 (consec.)

\* — holds or shares NFL record



Packers, 1943

## FUMBLES

### Most Fumbles, Season

44	1988 (16 games)	40	1952 (12 games)
42	1992 (16 games)	39	1985 (16 games)
41	1991 (16 games)		

### Fewest Fumbles, Season

11	1944 (10 games)	14	2017 (16 games)
	2020 (16 games)	15	1943 (10 games)
13	1942 (11 games)		2011 (16 games)
			2019 (16 games)

### Most Fumbles, Game

- 8 at Philadelphia, Dec. 1, 1974
- at Tampa Bay, Dec. 7, 1998
- Seven times, last:  
vs. Cincinnati, Sept. 20, 1992

### Most Fumbles, Both Teams, Game

- 13 GB (7) vs. Detroit (6), Oct. 6, 1985
- 12 GB (6) at Detroit (6), Nov. 24, 1955
- GB (4) vs. Detroit (8), Dec. 6, 1992
- 11 Five times, last:  
GB (6) vs. Seattle (5), Nov. 1, 1999

## FUMBLES LOST

### Most Fumbles Lost, Season

31	1952 (12 games)	24	1978 (16 games)
26	1988 (16 games)	23	1976 (14 games)
25	1955 (12 games)		



Fritz Shurmur

### Fewest Fumbles Lost, Season

6	1943 (10 games)	7	1939 (11 games)
	1995 (16 games)		1944 (10 games)
	2011 (16 games)		1945 (10 games)
	2020 (16 games)		1984 (16 games)
	2021 (17 games)		2014 (16 games)
			2017 (16 games)

### Most Fumbles Lost, Game

- 6 at Detroit, Nov. 27, 1952
- 5 at Chicago Bears, Nov. 6, 1955
- at Detroit, Nov. 24, 1955
- vs. L.A. Rams, Sept. 25, 1966
- at Philadelphia, Dec. 1, 1974

### Most Fumbles Lost, Both Teams, Game

- 10 GB (5) at Detroit (5), Nov. 24, 1955
- 9 GB (4) at Chicago Bears (5), Oct. 27, 1935
- GB (4) at Chicago Bears (5), Nov. 9, 1947
- 8 GB (3) at Chicago Cardinals (5), Nov. 10, 1946
- GB (3) vs. Baltimore Colts (5), Sept. 29, 1963

## FUMBLES RECOVERED

### Most Opponent Fumbles Recovered, Season

28	1946 (11 games)	24	1981 (16 games)
27	1975 (14 games)		1987 (15 games)
25	1964 (14 games)		
	1985 (16 games)		

### Fewest Opponent Fumbles Recovered, Season

3	1995 (16 games)	7	1940 (11 games)
5	2012 (16 games)		1969 (14 games)
6	2008 (16 games)		2000 (16 games)
			2004 (16 games)
			2011 (16 games)
			2020 (16 games)
			2022 (17 games)

### Most Opponent Fumbles Recovered, Game

- 6 at Pittsburgh Steelers, Nov. 23, 1941
- at San Diego, Sept. 24, 1978
- Eight times, last:  
vs. Seattle, Oct. 15, 1978

## TOUCHDOWNS, FUMBLE RECOVERIES

### Most TDs, Opponent Fumbles Recovered, Season

- 3 1997, 2004, 2007
- 2 1964, 1983, 1998, 1999, 2013

### Most TDs, Opponent Fumbles Recovered, Game

- \*2 at Dallas Cowboys, Nov. 29, 1964
- vs. St. Louis Rams, Nov. 29, 2004

### Most TDs, Opponent Fumbles Recovered, Game, Both Teams

- \*3 GB (2) at Dallas Cowboys (1), Nov. 29, 1964

## TURNOVERS

### Most Turnovers, Season

57	1950	50	1983, 1988
56	1952	48	1948, 1953

### Fewest Turnovers, Season

11	2020	14	2011
13	2014, 2019, 2021	15	2018

### Most Turnovers, Game

- 9 vs. Chicago Bears, Sept. 22, 1940
- vs. L.A. Rams, Nov. 12, 1950
- vs. Detroit, Oct. 26, 1952
- 8 at Cleveland Rams, Nov. 11, 1945
- vs. N.Y. Giants, Nov. 21, 1948
- at Detroit, Nov. 27, 1952
- vs. Chicago Bears, Sept. 24, 1967

### Most Turnovers, Both Teams, Game

- 14 GB (4) at Detroit (10), Oct. 24, 1943
- GB (4) at Chicago Cardinals (10), Nov. 10, 1946
- GB (9) vs. L.A. Rams (5), Nov. 12, 1950
- Several times, last:  
GB (2) at San Diego (11), Sept. 24, 1978

## PENALTIES

### Seasons Leading League, Fewest Penalties

- 7 1955-56, 1966-67, 1974, 2011, 2021

### Most Consec. Seasons Leading League, Fewest Penalties

- 2 1955-56, 1966-67

### Fewest Penalties, Season

38	1942	42	1956, 1982
41	1955	43	1957

### Most Penalties, Season

135	1987	118	2009
128	1986	116	2004
119	2005		

### Fewest Penalties, Game

- \*0 vs. N.Y. Giants, Oct. 1, 1933
- at Chicago Cardinals, Nov. 29, 1934
- at Detroit, Nov. 17, 1935
- vs. Chicago Bears, Sept. 18, 1938
- at Cleveland Rams, Nov. 26, 1939
- at Chicago Bears, Nov. 15, 1942
- at San Francisco, Dec. 14, 1963
- vs. Baltimore Colts, Sept. 20, 1964
- vs. Minnesota, Nov. 27, 1977
- vs. Tampa Bay, Nov. 25, 1990
- vs. Chicago Bears, Dec. 25, 2011
- vs. Chicago Bears, Nov. 4, 2013
- vs. Tennessee Titans, Dec. 27, 2020
- at Detroit, Jan. 9, 2022

\* — holds or shares NFL record



**Most Penalties, Game**

18	at Chicago Bears, Sept. 27, 2010
17	vs. Boston Yanks, Oct. 21, 1945
16	vs. Chicago Bears, Nov. 8, 1987
15	vs. L.A. Rams, Oct. 5, 1947
14	vs. San Francisco, Oct. 26, 1986 at Detroit, Nov. 27, 1986 at N.Y. Giants, Dec. 20, 1986 vs. Tampa Bay, Nov. 1, 1987 at Detroit, Sept. 11, 2005

**Fewest Penalties, Both Teams, Game**

1	GB (0) at Detroit (1), Nov. 17, 1935
	GB (1) at Chicago Cardinals (0), Nov. 28, 1935
	GB (0) at San Francisco (1), Dec. 14, 1963
	GB (1) vs. Baltimore Colts (0), Sept. 10, 1966
	GB (1) at Carolina (0), Dec. 14, 1997

**Most Penalties, Both Teams, Game**

33	GB (11) vs. Brooklyn Tigers (22), Sept. 17, 1944
28	GB (11) vs. Seattle (17), Oct. 21, 1984
28	GB (17) vs. Boston Yanks (10), Oct. 21, 1945
27	GB (13) at Oakland (13), Oct. 24, 1976
25	GB (11) at L.A. Rams (14), Sept. 20, 1981
	GB (13) at Minnesota (12), Nov. 17, 2002

**YARDS PENALIZED****Fewest Yards Penalized, Season**

250	1938	295	1935
259	1939		1940
291	1937		

**Most Yards Penalized, Season**

1,103	1987	1,006	2007
1,057	2009	984	2008
1,019	1947		

**Fewest Yards Penalized, Game**

*0	vs. N.Y. Giants, Oct. 1, 1933 at Chicago Cardinals, Nov. 29, 1934 at Detroit, Nov. 17, 1935
	vs. Chicago Bears, Sept. 18, 1938 at Cleveland Rams, Nov. 26, 1939 at Chicago Bears, Nov. 15, 1942 at San Francisco, Dec. 14, 1963
	vs. Baltimore Colts, Sept. 20, 1964 vs. Minnesota, Nov. 27, 1977 vs. Tampa Bay, Nov. 25, 1990 vs. Chicago Bears, Dec. 25, 2011 vs. Chicago Bears, Nov. 4, 2013 vs. Tennessee Titans, Dec. 27, 2020 at Detroit, Jan. 9, 2022

**Most Yards Penalized, Game**

184	vs. Boston Yanks, Oct. 21, 1945
175	vs. Baltimore Ravens, Dec. 7, 2009
152	at Chicago Bears, Sept. 27, 2010
151	at Oakland, Oct. 24, 1976
146	vs. Detroit, Oct. 3, 1948 at L.A. Rams, Dec. 3, 1950

**Fewest Yards Penalized, Both Teams, Game**

5	GB (0) at Detroit (5), Nov. 17, 1935
	GB (0) at San Francisco (5), Dec. 14, 1963
	GB (5) vs. Baltimore Colts (0), Sept. 10, 1966
10	GB (10) at N.Y. Giants (0), Nov. 11, 1934
	GB (5) at Philadelphia (5), Dec. 8, 1935
	GB (10) at Boston Redskins (0), Nov. 8, 1936
	GB (5) at L.A. Rams (5), Dec. 16, 1962
	GB (10) at Carolina (0), Dec. 14, 1997

**Most Yards Penalized, Both Teams, Game (Since 1935)**

310	GB (175) vs. Baltimore Ravens (135), Dec. 7, 2009
309	GB (184) vs. Boston Yanks (125), Oct. 21, 1945
270	GB (151) at Oakland (119), Oct. 24, 1976
269	GB (146) at L.A. Rams (123), Dec. 3, 1950
264	GB (94) vs. Brooklyn Tigers (170), Sept. 17, 1944

**DEFENSIVE RECORDS****SCORING****Seasons Leading League, Fewest Points Allowed**

7 1929, 1935, 1947, 1962, 1965-66, 1996

**Most Cons. Seasons Leading League, Fewest Points Allowed**

2 1965-66

**Fewest Points Allowed, Season**

22	1929 (13 games)	43	1927 (10 games)
34	1923 (10 games)	54	1922 (10 games)
38	1924 (11 games)		

**Fewest Points Allowed, Seasons With 16-Plus Games**

210	1996	269	1978
240	2010	282	1993
266	2001		1997

**Most Points Allowed, Season**

439	1983 (16 games)	406	1950 (12 games)
428	2013 (16 games)	400	2018 (16 games)
418	1986 (16 games)		

**Most Points Allowed, Game**

61	at Chicago Bears, Dec. 7, 1980
56	at Baltimore Colts, Nov. 2, 1958
55	at N.Y. Giants, Dec. 20, 1986
52	at Detroit, Nov. 22, 1951 vs. Detroit, Oct. 26, 1952

**Fewest Points Allowed, Shutout Loss**

\*2 vs. Chicago Bears, Sept. 18, 1938

**Fewest Touchdowns Allowed, Season (Since 1932)**

8	1932 (14 games)	14	1933 (13 games)
13	1935 (12 games)	1934	(13 games)
		1936	(12 games)

**Fewest Touchdowns Allowed, Seasons With 16-Plus Games**

19	1996	28	2001
24	2010	30	1997
27	1993		

**Most Touchdowns Allowed, Season**

56	1950 (12 games)
55	1983 (16 games)
52	1986 (16 games)
51	2013 (16 games)
50	1958 (12 games) 1951 (12 games)

**Most Touchdowns Allowed, Game**

9	at Chicago Bears, Dec. 7, 1980
8	at Baltimore Colts, Nov. 2, 1958
7	Several times, last: at New Orleans, Nov. 24, 2008

**FIRST DOWNS ALLOWED****Fewest First Downs Allowed, Season**

96	1935 (12 games)	113	1939 (11 games)
110	1937 (11 games)		

**Fewest First Downs Allowed, Seasons With 16-Plus Games**

246	1998	270	2010
248	1996	272	2009
261	1993		

**Most First Downs Allowed, Season**

366	1983 (16 games)	337	2021 (17 games)
358	2011 (16 games)	332	2020 (16 games)
339	2014 (16 games)		

**Fewest First Downs Allowed, Game**

*0	vs. N.Y. Giants, Oct. 1, 1933
2	at Chicago Bears, Dec. 10, 1933 vs. Chicago Cardinals, Nov. 18, 1934
3	at Philadelphia, Nov. 11, 1962 vs. Minnesota, Dec. 21, 2006

\* — holds or shares NFL record

**PACKERS VS. NFL AT LAMBEAU FIELD (271-134-6, .669)**

Ari./STL Cardinals	7	1	0	.875	Houston Texans	1	1	0	.500	Oakland/L.A. Raiders	5	3	0	.625
Atlanta Falcons	9	4	0	.692	Ind./Bal. Colts	7	4	0	.636	Philadelphia Eagles	10	6	0	.625
Baltimore Ravens	3	1	0	.750	Jacksonville Jaguars	2	1	0	.667	Pittsburgh Steelers	3	4	0	.429
Buffalo Bills	4	1	0	.800	Kansas City Chiefs	1	3	0	.250	L.A./San Diego Chargers	4	1	0	.800
Carolina Panthers	6	2	0	.750	L.A./STL Rams	13	5	0	.722	San Francisco 49ers	13	6	0	.684
Chicago Bears	40	24	0	.625	Miami Dolphins	3	3	0	.500	Seattle Seahawks	11	1	0	.917
Cincinnati Bengals	5	1	0	.833	Minnesota Vikings	26	20	3	.561	Tampa Bay Buccaneers	17	6	0	.739
Cleveland Browns	4	1	0	.800	New England Patriots	3	1	0	.750	Ten. Titans/Hou. Oilers	3	5	0	.375
Dallas Cowboys	10	2	0	.833	New Orleans Saints	4	2	0	.667	Washington Commanders	8	2	0	.800
Denver Broncos	5	0	1	1.000	New York Giants	6	5	0	.545					
Detroit Lions	36	14	3	.716	New York Jets	2	4	0	.333					

NOTE: Figures include regular-season and post-season contests.



Phil Bengtson

**Fewest First Downs Allowed, Rushing, Season**

40	1939 (12 games)	58	1982 (9 games)
56	1944 (10 games)		

**Most First Downs Allowed, Rushing, Season**

171	1983 (16 games)	140	1977 (14 games)
162	1979 (16 games)	1981	(16 games)

**Fewest First Downs Allowed, Rushing, Game**

- \*0 vs. N.Y. Giants, Oct. 1, 1933  
at Philadelphia, Nov. 11, 1962  
vs. Detroit, Dec. 3, 1972  
vs. Chicago Bears, Dec. 11, 1994
- 1 Several times, last:  
at Tampa Bay, Sept. 25, 2022

**Fewest First Downs Allowed, Passing, Season**

49	1941 (11 games)	53	1940 (11 games)
	1944 (10 games)		

**Most First Downs Allowed, Passing, Season**

246	2011 (16 games)	211	2017 (16 games)
227	2016 (16 games)	196	2014 (16 games)

**Fewest First Downs Allowed, Passing, Game**

- \*0 vs. Chicago Bears, Sept. 25, 1932  
vs. N.Y. Giants, Oct. 2, 1932  
vs. N.Y. Giants, Oct. 1, 1933  
vs. Chicago Cardinals, Nov. 18, 1934  
vs. Chicago Bears, Sept. 28, 1941  
at N.Y. Giants, Nov. 19, 1944

**Fewest First Downs Allowed, By Penalty, Season**

4	1943 (10 games)	7	1955 (12 games)
6	1940 (11 games)	1967	(14 games)

**Most First Downs Allowed, By Penalty, Season**

44	2007 (16 games)	34	2012 (16 games)
36	2009 (16 games)	33	2008 (16 games)
34	2004 (16 games)		

**NET YARDS RUSHING AND PASSING****Fewest Yards Allowed, Season**

1,913	1933 (13 games)	2,299	1937 (11 games)
2,091	1935 (12 games)		

**Most Yards Allowed, Season**

6,585	2011 (16 games)	5,956	2013 (16 games)
6,403	1983 (16 games)		

**Fewest Yards Allowed, Game**

- 33 at Boston Yanks, Nov. 18, 1945
- 50 vs. Chicago Cardinals, Nov. 18, 1934
- 54 at Philadelphia, Nov. 11, 1962

**Most Yards Allowed, Game**

- 611 at L.A. Rams, Dec. 16, 1956
- 599 at L.A. Rams, Dec. 8, 1957
- 594 at Chicago Bears, Dec. 7, 1980

**RUSHING DEFENSE****Fewest Attempts Allowed, Rushing, Season**

275	1982 (9 games)	350	1943 (10 games)
333	1939 (11 games)	1960	(12 games)

**Most Attempts Allowed, Rushing, Season**

639	1979 (16 games)	597	1983 (16 games)
620	1978 (16 games)		

**Fewest Yards Allowed, Rushing, Season**

932	1982 (9 games)	1,112	1943 (10 games)
1,040	1940 (11 games)		

**Most Yards Allowed, Rushing, Season**

2,885	1979 (16 games)	2,619	1956 (12 games)
2,641	1983 (16 games)		

\* — holds or shares NFL record

**CARRIED OFF THE FIELD**


The Packers won six NFL championships under Curly Lambeau, but it wasn't until four years after his departure that the team's players carried their head coach off the field on their shoulders, joyous in victory.

A beleaguered Gene Ronzani, Lambeau's successor, was lifted off the ground and carried to the entrance of the locker room at Memorial Stadium after the Packers had beaten the Baltimore Colts, 35-24, in a Saturday night game played Nov. 2, 1953. Ronzani was less than a month away from being fired.

Six years later, the Packers carried Vince Lombardi off the field following his first game as head coach of the Packers, a 9-6 victory over the Chicago Bears at what was then called Green Bay City Stadium.

The Packers practically made a habit of carrying Lombardi off the field following momentous victories during his glorious reign. They did so at least four more times: after he won his first NFL Championship Game in 1961; after he won his third title against the Cleveland Browns in 1965; after he won his fourth title in Dallas on Jan. 1, 1967; and after he won Super Bowl II, his last game as Packers coach.

Nearly 30 years later, the Packers carried Mike Holmgren off the field following a 35-21 win over New England in Super Bowl XXXI at the Louisiana Superdome.



**Fewest Yards Allowed, Rushing, Game**

-7	vs. Philadelphia, Sept. 15, 1940
12	at Boston Yanks, Nov. 18, 1945 at Chicago Cardinals, Nov. 10, 1946
13	vs. Carolina, Dec. 12, 1999 at Chicago Bears, Sept. 25, 2011

**Fewest Touchdowns Allowed, Rushing, Season (Since 1932)**

4	1932
	1933
	1962

**Most Touchdowns Allowed, Rushing, Season**

28	1983
24	1950
	1953
	1958

**Most Touchdowns Allowed, Rushing, Game**

5	at Chicago Bears, Nov. 6, 1955 at Chicago Bears, Dec. 7, 1980 vs. Carolina, Nov. 30, 2008
4	Several times, last: at Houston Oilers, Sept. 4, 1983

**PASSING DEFENSE****Seasons Leading League, Fewest Yards Allowed**

\*10 1947-48, 1962, 1964-68, 1996, 2005

**Most Consecutive Seasons Leading League, Fewest Yards Allowed**

\*5 1964-68

**Fewest Attempts Allowed, Passing, Season**

173	1934 (13 games)	191	1935 (12 games)
	179		1933 (13 games)

**Most Attempts Allowed, Passing, Season**

637	2011 (16 games)	605	1994 (16 games)
	616		1995 (16 games)

**Fewest Completions Allowed, Season**

48	1933 (13 games)	61	1935 (12 games)
	56		1934 (13 games)

**Fewest Completions Allowed, Game**

*0	vs. Chicago Cardinals, Nov. 18, 1934
1	Several times, last: at N.Y. Giants, Nov. 19, 1944

**Most Completions Allowed, Season**

390	2011 (16 games)	370	2016 (16 games)
	379		2021 (17 games)

**Fewest Yards Allowed, Net Passing, Season**

676	1934 (13 games)	837	1935 (12 games)
	711		1933 (13 games)

**Most Yards Allowed, Net Passing, Season**

*4,796	2011 (16 games)	3,956	2013 (16 games)
	4,308		2016 (16 games)

**Fewest Yards Allowed, Net Passing, Game**

-6	at Chicago Cardinals, Nov. 29, 1934
-1	vs. Dallas Cowboys, Oct. 24, 1965
0	vs. Chicago Cardinals, Nov. 18, 1934

**Most Yards Allowed, Net Passing, Game**

502	vs. Detroit, Jan. 1, 2012
488	vs. San Diego, Oct. 18, 2015
472	at Pittsburgh Steelers, Dec. 20, 2009

**Lowest Completion Percentage Allowed, Season**

26.82	1933 (179 att., 48 comp.)
31.94	1935 (191 att., 61 comp.)
32.37	1934 (173 att., 56 comp.)

**Highest Completion Percentage Allowed, Season**

67.84	2017 (513 att., 348 comp.)
65.69	2022 (478 att., 314 comp.)
64.80	2016 (571 att., 370 comp.)

**Fewest Touchdowns Allowed, Passing, Season (Since 1932)**

3	1932 (14 games)	6	1938 (11 games)
	1934 (13 games)		1946 (11 games)

**Most Touchdowns Allowed, Passing, Season**

33	2004 (16 games)	31	1986 (16 games)
	32		2016 (16 games)

**Most Touchdowns Allowed, Passing, Game**

6	at Minnesota, Sept. 28, 1986
---	------------------------------

**SACKS BY**

First recorded as team statistic in 1963

**Most Sacks, Season**

52	2001 (16 games)	48	1978 (16 games)
	50		1998 (16 games)

**Fewest Sacks, Season**

19	1971 (14 games)	25	1973 (14 games)
	20		1982 (9 games)

**Most Sacks, Game**

9	vs. Dallas Cowboys, Oct. 24, 1965 vs. San Francisco, Nov. 1, 1998 at Chicago Bears, Jan. 2, 2005
8	Several times, last: vs. L.A. Raiders, Dec. 26, 1993

\* — holds or shares NFL record

**PACKERS IN NFL RANKINGS, 1932-2022**

Year	OFFENSE			DEFENSE			NFL	Year	OFFENSE			DEFENSE			NFL	Year	OFFENSE			DEFENSE			NFL
	Tot	Ru	Pa	Tot	Ru	Pa	Teams		Tot	Ru	Pa	Tot	Ru	Pa	Teams		Tot	Ru	Pa	Tot	Ru	Pa	Teams
2022	17	15	17	17	26	6	32	1992	15	21	9	23	16	23	28	1962	4	1	10	2	5	1	14
2021	10	18	8	9	11	10	32	1991	24	22	19	10	7	17	28	1961	4	1	9	6	7	4	14
2020	5	8	9	9	13	7	32	1990	20	26	8	22	20	22	28	1960	4	2	7	8	3	10	13
2019	18	15	17	18	23	14	32	1989	6	20	5	16	19	13	28	1959	6	3	8	3	7	2	12
2018	12	22	9	18	22	12	32	1988	24	26	13	7	20	5	28	1958	11	10	8	11	11	10	12
2017	26	17	25	22	17	23	32	1987	22	18	25	14	18	13	28	1957	9	11	6	11	11	10	12
2016	8	20	7	22	8	31	32	1986	18	23	14	12	21	5	28	1956	5	10	2	12	12	9	12
2015	23	12	25	15	21	6	32	1985	12	11	15	12	16	13	28	1955	7	5	8	6	12	4	12
2014	6	11	8	15	23	10	32	1984	6	13	9	16	20	8	28	1954	8	8	9	10	9	8	12
2013	3	7	6	25	25	24	32	1983	2	21	2	28	26	24	28	1953	9	6	10	9	9	7	12
2012	13	20	9	11	17	11	32	1982	12	12	14	8	6	12	28	1952	5	9	2	7	5	6	12
2011	3	27	3	32	14	32	32	1981	23	26	14	9	19	10	28	1951	6	12	2	11	10	10	12
2010	9	24	5	5	18	5	32	1980	14	22	8	25	24	23	28	1950	12	9	11	11	7	13	13
2009	6	14	7	2	1	5	32	1979	25	21	16	23	28	13	28	1949	9	4	11	7	8	5	10
2008	8	17	8	20	26	12	32	1978	24	24	23	19	22	16	28	1948	9	5	9	5	7	1	10
2007	2	21	2	11	14	12	32	1977	27	27	22	18	24	5	28	1947	4	2	7	1	5	1	10
2006	9	23	8	12	13	17	32	1976	26	24	21	14	20	5	28	1946	8	1	10	3	7	2	10
2005	18	30	7	7	23	1	32	1975	23	26	18	16	22	10	26	1945	5	5	6	10	8	3	10
2004	3	10	3	25	14	25	32	1974	21	19	17	6	8	7	26	1944	2	4	4	5	4	4	10
2003	4	3	16	17	10	23	32	1973	25	12	24	10	13	11	26	1943	2	3	2	4	3	4	8
2002	12	12	10	12	21	3	32	1972	22	7	25	2	2	8	26	1942	2	5	1	8	7	2	10
2001	6	21	3	12	16	15	31	1971	16	4	24	13	10	17	26	1941	2	3	2	5	5	6	10
2000	15	23	8	15	8	19	31	1970	23	16	24	16	19	13	26	1940	1	2	3	3	3	8	10
1999	9	21	7	19	22	18	31	1969	11	8	11	4	12	4	16	1939	3	3	2	6	3	9	10
1998	5	25	3	4	10	30	30	1968	10	10	10	3	9	1	16	1938	1	3	2	6	3	8	10
1997	4	12	3	7	20	8	30	1967	9	2	11	1	13	1	16	1937	1	3	2	6	3	8	10
1996	5	11	5	1	4	1	30	1966	8	8	6	3	6	1	15	1936	3	4	1	3	3	8	9
1995	7	26	3	14	7	21	30	1965	12	10	11	3	13	1	14	1935	2	3	1	5	4	2	11
1994	9	19	9	6	3	15	28	1964	5	1	12	1	3	1	14	1934	6	7	1	6	5	8	9
1993	19	22	18	2	8	7	28	1963	6	2	7	2	3	2	14	1933	4	5	3	2	4	3	10
																1932	4	3	3				8

**Most Opponent Yards Lost Attempting to Pass, Season+**

443	1952 (12 games)	383	1985 (16 games)
386	1978 (16 games)		

+—since 1947

**Fewest Opponent Yards Lost Attempting to Pass, Season+**

75	1956 (12 games)	80	1955 (12 games)
78	1958 (12 games)		

+—since 1947

**INTERCEPTIONS BY****Seasons Leading League**

10 1940, 1942-43, 1947, 1955, 1957, 1962, 1965, 2009, 2011

**Most Consecutive Seasons Leading League**

2 1942-43

**Most Passes Intercepted By, Season**

42	1943 (10 games)	33	1942 (11 games)
40	1940 (11 games)		



Henry Jordan, Willie Davis

**Fewest Passes Intercepted By, Season**

7	2018 (16 games)
8	2004 (16 games)
10	2005 (16 games)
11	1976 (14 games)
	2013 (16 games)
	2017 (16 games)
	2020 (16 games)

**Most Passes Intercepted By, Game**

*9	at Detroit, Oct. 24, 1943
7	at Cleveland Rams, Oct. 30, 1938
	at Cleveland Rams, Nov. 8, 1942
	at Cleveland Rams, Nov. 12, 1944
	vs. L.A. Rams, Oct. 17, 1948

**Most Touchdowns, Returning Interceptions, Season**

6	1966 (14 games)
	2008 (16 games)

**Most Touchdowns, Returning Interceptions, Game**

2	vs. N.Y. Giants, Sept. 29, 1935
	at Pittsburgh Pirates, Nov. 24, 1935
	vs. Detroit, Oct. 7, 1945
	vs. Chicago Bears, Oct. 1, 1950
	vs. Baltimore Colts, Sept. 10, 1966
	vs. Atlanta, Oct. 23, 1966
	vs. New Orleans, Dec. 2, 1973
	vs. New Orleans, Oct. 9, 2005
	at Chicago Bears, Dec. 31, 2006
	at Detroit, Sept. 14, 2008
	vs. Indianapolis, Oct. 19, 2008
	at San Diego, Nov. 6, 2011

**Most Touchdowns, Returning Interceptions, Both Teams, Game**

3	GB (0) at Baltimore Colts (3), Nov. 5, 1950
2	Several times, last:
	GB (2) at San Diego (0), Nov. 6, 2011

**PUNT RETURNS****Fewest Opponent Punt Returns, Season**

13	1967 (14 games)	17	2020 (16 games)
16	2016 (16 games)	18	1944 (10 games)
			1969 (14 games)

**Most Opponent Punt Returns, Season**

55	2006 (16 games)	53	1977 (14 games)
54	1987 (15 games)		

**Fewest Yards Allowed, Punt Returns, Season**

*22	1967 (14 games)	66	1968 (14 games)
62	1969 (14 games)		

**Most Yards Allowed, Punt Returns, Season**

*932	1949 (12 games)	511	1981 (16 games)
564	1951 (12 games)		

**Lowest Average Allowed, Punt Returns, Season**

1.69	1967 (13 returns, 22 yards)
3.44	1969 (18 returns, 62 yards)
3.47	1968 (19 returns, 66 yards)

**Highest Average Allowed, Punt Returns, Season**

18.64	1949 (50 returns, 932 yards)
17.12	2020 (17 returns, 291 yards)
14.84	1951 (38 returns, 564 yards)

**Most Touchdowns Allowed, Punt Returns, Season**

3 1949 (12 games)

**Most Touchdowns Allowed, Punt Returns, Game**

2 at Detroit, Nov. 22, 1951

**KICKOFF RETURNS****Fewest Opponent Kickoff Returns, Season**

22	1948 (12 games)	29	1949 (12 games)
28	1946 (11 games)	2019	(16 games)

**Most Opponent Kickoff Returns, Season**

83	2002 (16 games)
82	2003 (16 games)
80	2009 (16 games)
79	2004 (16 games)
78	1983 (16 games)
	1997 (16 games)

**Fewest Yards Allowed, Kickoff Returns, Season**

583	1949 (12 games)	611	1948 (12 games)
606	1943 (10 games)		

**Most Yards Allowed, Kickoff Returns, Season**

1,824	2009 (16 games)	1,707	2003 (16 games)
1,807	1998 (16 games)	1,687	2008 (16 games)
1,800	2002 (16 games)		

**Most Yards Allowed, Kickoff Returns, Game**

304 at Chicago Bears, Nov. 9, 1952 (7 returns)

**Lowest Average Allowed, Kickoff Returns, Season**

15.81	1992 (57 returns, 901 yards)
16.04	1984 (73 returns, 1,171 yards)
16.90	1981 (70 returns, 1,183 yards)

**Highest Average Allowed, Kickoff Returns, Season**

27.77	1948 (22 returns, 611 yards)
26.70	2015 (37 returns, 988 yards)
26.34	2016 (41 returns, 1,080 yards)

**Most Touchdowns Allowed, Kickoff Returns, Season**

2	1940 (11 games)	1985	(16 games)
	1952 (12 games)	1998	(16 games)

**Most Touchdowns Allowed, Kickoff Returns, Game**

2	vs. Chicago Bears, Sept. 22, 1940
	at Chicago Bears, Nov. 9, 1952
	at L.A. Rams, Nov. 24, 1985

\* — holds or shares NFL record

**TWO GREAT DEFENSIVE BACKS, TWO GOOD EYES**

Bobby Dillon and Irv Comp, two of the leading interceptors in Packers history, had only two good eyes between them. Dillon, the team's all-time career leader with 52 thefts, played with a glass eye after suffering an accident in childhood. Comp, who holds the single-season franchise record with 10 interceptions in 1943, also was blind in one eye.



## FUMBLES

### Fewest Opponent Fumbles, Season

12	1995 (16 games)	15	1940 (11 games)
13	2016 (16 games)		2020 (16 games)
		16	2000 (16 games)

### Most Opponent Fumbles, Season

45	1946 (11 games)
44	1975 (12 games)
	1985 (16 games)

### Most Opponent Fumbles, Game

- 9 at Philadelphia, Oct. 13, 1946
- at San Diego, Sept. 24, 1978
- 8 at Pittsburgh Steelers, Nov. 23, 1941
- vs. Detroit, Dec. 6, 1992

### Most Opponent Fumbles Lost, Game

- 6 at Pittsburgh Steelers, Nov. 23, 1941
- at San Diego, Sept. 24, 1978
- 5 Several times, last: vs. Seattle, Oct. 15, 1978

## TURNOVERS

### Fewest Opponent Turnovers, Season

15	2004 (16 games)	22	2013 (16 games)
	2018 (16 games)		2015 (16 games)
16	1995 (16 games)		2017 (16 games)
18	2020 (16 games)		
21	2005 (16 games)		

### Most Opponent Turnovers, Season

54	1981 (16 games)	51	1943 (10 games)
52	1946 (11 games)		1947 (12 games)

### Most Opponent Turnovers, Game

- 11 at San Diego, Sept. 24, 1978
- 10 at Pittsburgh Steelers, Nov. 23, 1941
- at Detroit, Oct. 24, 1943
- at Chicago Cardinals, Nov. 10, 1946

## PENALTIES

### Fewest Opponent Penalties, Season

50	1972 (14 games)
51	1943 (10 games)
	1959 (12 games)

### Most Opponent Penalties, Season

145	1984 (16 games)	122	2011 (16 games)
123	2012 (16 games)	120	2015 (16 games)

### Fewest Opponent Penalties, Game

- \*0 at N.Y. Giants, Nov. 11, 1934
- at Chicago Cardinals, Nov. 28, 1935
- at Boston Redskins, Nov. 8, 1936
- at Detroit, Oct. 31, 1937
- at Pittsburgh Steelers, Sept. 19, 1956
- vs. Baltimore Colts, Sept. 10, 1966
- at Detroit, Dec. 20, 1970
- at Carolina, Dec. 14, 1997

### Most Opponent Penalties, Game

- 22 vs. Brooklyn Tigers, Sept. 17, 1944
- 17 vs. Seattle, Oct. 21, 1984
- 16 vs. Chicago Cardinals, Sept. 13, 1936
- at Atlanta, Dec. 26, 1982
- at N.Y. Jets, Dec. 23, 2018

## MISCELLANEOUS

### Most Blocked Kicks, Season

12	1974 (4 FGs, 4 punts, 4 PATs)
----	-------------------------------


### Most Safeties, Season

4	1985 (16 games)
3	1932 (14 games)
	1973 (14 games)
	1975 (14 games)

\* — holds or shares NFL record

## THE FLEDGLING LEGEND RECEIVES ITS NAME

RELEASE TUESDAY, SEPTEMBER 7, 1965 PM.....GREEN BAY, WIS.



Green Bay City Stadium will officially become Lambeau Field Saturday night, September 11 before the St. Louis Cardinal game.

Dedication ceremonies will begin at 7:45 with Green Bay Mayor Donald Tillemann making the formal dedication. Don Lambeau, son of the Packer founder, will acknowledge the naming of the stadium in honor of his father.

Don Hutson, player, coach and long time friend of Lambeau, will give the dedication speech.

There will also be remarks by Dominic Olejniczak, President of the Packers and by Clarence Nier, Stadium Commission President.

Earl L. "Curly" Lambeau, founder of the Packers and a pioneer of the National Football League, was head coach, general manager and vice president of the team for 33 years. He died June 1 of this year.



## LAMBEAU FIELD RECORDS

## Regular-Season Games Only

## SERVICE

## Most Games Played

- 128 Mason Crosby, 2007-22
- 120 Brett Favre, 1991-2010
- 114 Aaron Rodgers, 2005-22
- 102 Donald Driver, 1999-2012
- 93 William Henderson, 1995-2006

## SCORING

## Most Points, Career

- 994 Mason Crosby, 2007-22
- 582 Ryan Longwell, 1997-2011
- 300 Chris Jacke, 1989-99

## Most Points, Game

- 33 Paul Hornung, GB vs. BalC, Oct. 8, 1961
- 28 Paul Hornung, GB vs. Min., Sept. 16, 1962
- 24 Three times, last: DeAngelo Williams, Car. at GB, Nov. 30, 2008

## Most Field Goals, Career

- 196 Mason Crosby, 2007-22
- 122 Ryan Longwell, 1997-2011
- 59 Chris Jacke, 1989-99

## Most Field Goals, Game

- 5 Chris Jacke, GB vs. SF, Oct. 14, 1996
- Mason Crosby, GB vs. Det., Oct. 6, 2013
- Mason Crosby, GB vs. Min., Sept. 16, 2018
- Matt Prater, Det. at GB, Oct. 14, 2019
- 4 Several times, last: Mason Crosby, GB vs. Sea., Sept. 20, 2015

## Longest Field Goals

- 63 David Akers, SF at GB, Sept. 9, 2012
- 58 Josh Brown, Sea. at GB, Oct. 5, 2003
- 56 Mason Crosby, GB vs. Min., Jan. 1, 2023
- 55 Mason Crosby, GB vs. NYJ, Sept. 14, 2014
- 54 Efren Herrera, Sea. at GB, Nov. 1, 1981
- Mason Crosby, GB vs. ChiB, Sept. 13, 2012
- Mason Crosby, GB vs. Sea., Sept. 20, 2015
- Matt Prater, Det. at GB, Oct. 14, 2019

## RUSHING

## Most Yards, Career

- 4,507 Ahman Green, 1998-2009
- 2,912 Aaron Jones, 2017-22
- 2,315 Dorsey Levens, 1994-2001

## Most Yards, Game

- 218 Ahman Green, GB vs. Den., Dec. 28, 2003
- 210 Adrian Peterson, Min. at GB, Dec. 2, 2012
- 205 Gale Sayers, ChiB at GB, Nov. 3, 1968
- Walter Payton, ChiB at GB, Oct. 30, 1977
- 192 Walter Payton, ChiB at GB, Nov. 3, 1985
- Ahman Green, GB vs. Phi., Nov. 10, 2003

## Longest Run From Scrimmage (All TDs)

- 98 Ahman Green, GB vs. Den., Dec. 28, 2003
- 90 Ahman Green, GB vs. DalC, Oct. 24, 2004
- 84 Jim Taylor, GB vs. Det., Nov. 8, 1964

## Most Rushing Touchdowns, Game

- 4 Bobby Douglass, ChiB at GB, Nov. 4, 1973
- Dorsey Levens, GB vs. Ari., Jan. 2, 2000
- DeAngelo Williams, Car. at GB, Nov. 30, 2008
- 3 Several times, last: Aaron Jones, GB vs. Car., Nov. 10, 2019

## PASSING

## Most Yards, Career

- 29,407 Aaron Rodgers, 2005-22
- 28,240 Brett Favre, 1991-2010
- 6,583 Bart Starr, 1957-71

## Most Yards, Game

- 520 Matthew Stafford, Det. at GB, Jan. 1, 2012
- 503 Philip Rivers, SD at GB, Oct. 18, 2015
- 480 Matt Flynn, GB vs. Det., Jan. 1, 2012
- Aaron Rodgers, GB vs. Was., Sept. 15, 2013
- 448 Marc Bulger, StLR at GB, Nov. 29, 2004

## Most Touchdown Passes, Career

- 251 Aaron Rodgers, 2005-22
- 214 Brett Favre, 1991-2010
- 40 Bart Starr, 1957-71

## Most Touchdown Passes, Game

- 6 Matt Flynn, GB vs. Det., Jan. 1, 2012
- Aaron Rodgers, GB vs. ChiB, Nov. 9, 2014
- 5 Several times, last: Aaron Rodgers, GB vs. KC, Sept. 28, 2015

## Longest Pass Completion (All TDs)

- 93 Aaron Rodgers to Jordy Nelson, GB vs. StLR, Oct. 16, 2011
- 89 Don Horn to Carroll Dale, GB vs. Atl., Sept. 27, 1970
- 87 Jim McMahon to Willie Gault, ChiB at GB, Dec. 4, 1983
- Vinny Testaverde to Willie Drewrey, TB at GB, Sept. 15, 1991

## PASS RECEIVING

## Most Receptions, Career

- 363 Donald Driver, 1999-2012
- 311 Davante Adams, 2014-21
- 260 Jordy Nelson, 2008-14, 2016-17

## Most Receptions, Game

- 15 Kellen Winslow, SD at GB, Oct. 7, 1984
- 14 Keenan Allen, SD at GB, Oct. 18, 2015
- 13 Frank Sanders, Ari. at GB, Jan. 2, 2000

## Most Yards Receiving, Career

- 5,000 Donald Driver, 1999-2012
- 3,976 Jordy Nelson, 2008-14, 2016-17
- 3,792 Davante Adams, 2014-21

## Most Yards Receiving, Game

- 259 Julio Jones, Atl. at GB, Dec. 8, 2014
- 244 Calvin Johnson, Det. at GB, Jan. 1, 2012
- 220 Don Beebe, GB vs. SF, Oct. 14, 1996

## Most Receiving Touchdowns, Career

- 43 Jordy Nelson, 2008-14, 2016-17
- 36 Antonio Freeman, 1995-2003
- Davante Adams, 2014-21
- 27 Donald Driver, 1999-2012
- 26 Randall Cobb, 2011-18, 2021-22

## Most Receiving Touchdowns, Game

- 3 Several times, last: Aaron Jones, GB vs. Det., Sept. 20, 2021

## INTERCEPTIONS BY

## Most Interceptions, Career

- 23 Darren Sharper, 1997-2010
- 15 Charles Woodson, 1998-2012
- Tramon Williams, 2007-19

## Most Interceptions By, Game

- 3 Several times, last: Tom Flynn, GB vs. Det., Oct. 28, 1984

## Longest Interception Return (All TDs)

- 99 Aaron Rouse, GB vs. Ind., Oct. 19, 2008
- 95 Willie Alexander, Hou0 at GB, Sept. 25, 1977
- Nick Barnett, GB vs. NO, Oct. 9, 2005
- 90 LeRoy Butler, GB vs. SD, Sept. 15, 1996
- Mike McKenzie, GB vs. ChiB, Dec. 7, 2003

## Most Touchdowns on Interceptions, Game

- 1 Several times, last: Darnell Savage, GB vs. Min., Jan. 1, 2023

## PUNTING

## Longest Punt

- 90 Don Chandler, GB vs. SF, Oct. 10, 1965
- 84 Brian Moorman, Buf. at GB, Dec. 22, 2002
- 77 Mike Mercer, Car. at GB, Sept. 16, 1962

## PUNT RETURNS

## Longest Punt Return (All TDs)

- 97 Jakeem Grant Sr., ChiB at GB, Dec. 12, 2021
- 95 Carl Pickens, Cin. at GB, Sept. 20, 1992
- Jacquez Green, TB at GB, Sept. 13, 1998
- 94 Tramon Williams, GB vs. Car., Nov. 18, 2007

## Most Touchdowns on Punt Returns, Game

- 1 Several times, last: Jakeem Grant Sr., ChiB at GB, Dec. 12, 2021

## KICKOFF RETURNS

## Longest Kickoff Return

- 108 Randall Cobb, GB vs. NO, Sept. 8, 2011 (TD)
- 105 Keisean Nixon, GB vs. Min., Jan. 1, 2023 (TD)
- 104 Ameer Abdullah, Det. at GB, Nov. 15, 2015
- 103 Herb Adderley, GB vs. BalC, Nov. 18, 1962 (TD)
- 101 Terry Fair, Det. at GB, Sept. 6, 1998 (TD)
- Roell Preston, GB vs. Min., Oct. 5, 1998 (TD)
- Chris Williams, ChiB at GB, Nov. 9, 2014 (TD)

## Most Touchdowns on Kickoff Returns, Game

- 1 Several times, last: Keisean Nixon, GB vs. Min., Jan. 1, 2023

SACKS *Became an official NFL individual statistic in 1982*

## Most Sacks, Game

- 5.0 Vonnie Holliday, GB vs. Buf., Dec. 22, 2002
- Antwan Odum, Cin. at GB, Sept. 20, 2009
- 4.5 Bryce Paup, GB vs. TB, Sept. 15, 1991
- 4.0 Doug Martin, Min. at GB, Oct. 23, 1983
- Alphonso Carreker, GB vs. TB, Dec. 1, 1985

## Regular-Season Games Only

### RUSHING

#### 200 Yards Rushing, Individual

BY PACKERS — Ahman Green, Dec. 28, 2003, vs. Denver (218 yards)

BY OPPONENT — Adrian Peterson, Dec. 2, 2012, vs. Minnesota (210 yards)

#### 100 Yards Rushing, Individual

BY PACKERS — Aaron Jones, Jan. 1, 2023, vs. Minnesota (111 yards)

BY OPPONENT — Jalen Hurts (157 yards) and Miles Sanders (143), Nov. 27, 2022, at Philadelphia

#### 100 Yards Rushing, Individual, One Half

BY PACKERS — Aaron Jones, Dec. 19, 2020, vs. Carolina (114 yards in first half)

BY OPPONENT — Jalen Hurts, Nov. 27, 2022, at Philadelphia (126 yards in first half)

#### 100 Yards Rushing and Receiving, Individual

BY PACKERS — Never

BY OPPONENT — Darrin Nelson, Nov. 13, 1983, at Minnesota (119 yards rushing, 137 receiving)

#### Two 100-Yard Rushers

BY PACKERS — Ryan Grant (106 yards) and DeShawn Wynn (106), Dec. 28, 2008, vs. Detroit

BY OPPONENT — Jalen Hurts (157 yards) and Miles Sanders (143), Nov. 27, 2022, at Philadelphia

#### Four Touchdowns Rushing, Individual

BY PACKERS — Aaron Jones, Oct. 6, 2019, at Dallas Cowboys (18, 3, 5, 1 yards)

BY OPPONENT — DeAngelo Williams, Nov. 30, 2008, vs. Carolina (1, 1, 1, 1 yards)

#### Three Touchdowns Rushing, Individual

BY PACKERS — Aaron Jones, Nov. 10, 2019, vs. Carolina (5, 1, 13 yards)

BY OPPONENT — Dalvin Cook, Nov. 1, 2020, vs. Minnesota (21, 1, 1 yards)

#### Two Touchdowns Rushing, Individual

BY PACKERS — AJ Dillon, Dec. 19, 2022, vs. L.A. Rams (8, 1 yards)

BY OPPONENT — Jamaal Williams, Jan. 8, 2023, vs. Detroit (1, 1 yards)

### PASSING

#### 400 Yards Passing, Individual

BY PACKERS — Aaron Rodgers, Oct. 20, 2019, vs. Oakland (429 yards)

BY OPPONENT — Dak Prescott, Oct. 6, 2019, at Dallas Cowboys (463 yards)

#### 300 Yards Passing, Individual

BY PACKERS — Aaron Rodgers, Dec. 12, 2021, vs. Chicago Bears (341 yards)

BY OPPONENT — Tua Tagovailoa, Dec. 25, 2022, vs. Miami (310 yards)

#### Six Touchdown Passes, Individual

BY PACKERS — Aaron Rodgers, Nov. 9, 2014, vs. Chicago Bears (1, 4, 73, 40, 56, 18 yards)

BY OPPONENT — Tommy Kramer, Sept. 28, 1986, at Minnesota (23, 13, 36, 2, 17, 7 yards)

#### Five Touchdown Passes, Individual

BY PACKERS — Aaron Rodgers, Oct. 20, 2019, vs. Oakland (21, 2, 37, 3, 74 yards)

BY OPPONENT — Jameis Winston, Sept. 12, 2021, at New Orleans (3, 1, 10, 8, 55 yards)

#### Four Touchdown Passes, Individual

BY PACKERS — Aaron Rodgers, Dec. 12, 2021, vs. Chicago Bears (2, 38, 23, 3 yards)

BY OPPONENT — Jameis Winston, Sept. 12, 2021, at New Orleans (3, 1, 10, 8, 55 yards)

#### Three Touchdown Passes, Individual

BY PACKERS — Aaron Rodgers, Nov. 13, 2022, vs. Dallas Cowboys (58, 39, 7 yards)

BY OPPONENT — Dak Prescott, Nov. 13, 2022, vs. Dallas Cowboys (3, 5, 35 yards)

#### Six Interceptions Thrown, Individual

BY PACKERS — Tom O'Malley, Sept. 17, 1950, vs. Detroit

BY OPPONENT — Don Horn, Sept. 26, 1971, vs. Denver at Milwaukee

#### Five Interceptions Thrown, Individual

BY PACKERS — Brett Favre, Oct. 30, 2005, at Cincinnati

BY OPPONENT — Russell Wilson, Dec. 11, 2016, vs. Seattle

#### Four Interceptions Thrown, Individual

BY PACKERS — Brett Favre, Dec. 25, 2005, vs. Chicago Bears

BY OPPONENT — Baker Mayfield, Dec. 25, 2021, vs. Cleveland Browns

### RECEIVING

#### 10 or More Receptions, Individual

BY PACKERS — Robert Tonyan, Oct. 16, 2022, vs. N.Y. Jets (10 receptions)

BY OPPONENT — CeeDee Lamb, Nov. 13, 2022, vs. Dallas Cowboys (11 receptions)

#### 200 Yards Receiving, Individual

BY PACKERS — Davante Adams, Oct. 10, 2021, at Cincinnati (206 yards)

BY OPPONENT — Amari Cooper, Oct. 6, 2019, at Dallas Cowboys (226 yards)

#### 100 Yards Receiving, Individual

BY PACKERS — Christian Watson, Jan. 8, 2023, vs. Detroit (104 yards)

BY OPPONENT — Jaylen Waddle (143 yards) and Tyreek Hill (103 yards), Dec. 25, 2022, at Miami

#### 100 Yards Receiving, One Half, Individual

BY PACKERS — Davante Adams, Jan. 2, 2022, vs. Minnesota (118 yards in first half)

BY OPPONENT — Justin Jefferson, Sept. 11, 2022, at Minnesota (158 yards in first half)

#### Two 100-Yard Receivers

BY PACKERS — Marquez Valdes-Scantling (123 yards) and Davante Adams (115 yards), Nov. 21, 2021, at Minnesota

BY OPPONENT — Jaylen Waddle (143 yards) and Tyreek Hill (103 yards), Dec. 25, 2022, at Miami

#### Four Touchdown Receptions, Individual

BY PACKERS — Sterling Sharpe, Nov. 24, 1994, at Dallas Cowboys (1, 36, 30, 5 yards)

BY OPPONENT — Never

#### Three Touchdown Receptions, Individual

BY PACKERS — Christian Watson, Nov. 13, 2022, vs. Dallas Cowboys (58, 39, 7 yards)

BY OPPONENT — Vincent Jackson, Nov. 6, 2011, at San Diego (23, 5, 29 yards)

#### Two Touchdown Receptions, Individual

BY PACKERS — Christian Watson, Nov. 17, 2022, vs. Tennessee Titans (14, 8 yards)

BY OPPONENT — Austin Hooper, Nov. 17, 2022, vs. Tennessee Titans (3, 16 yards)

## RUSHING & RECEIVING

### Two 100-Yard Rushers and Two 100-Yard Receivers

BY PACKERS — Ryan Grant (106 yards) and DeShawn Wynn (106) rushing, Donald Driver (111) and Greg Jennings (101) receiving, Dec. 28, 2008, vs. Detroit\*

BY OPPONENT — Never

\*First time in NFL history

## INTERCEPTIONS

### Four Interceptions, Individual

BY PACKERS — Willie Buchanon, Sept. 24, 1978, at San Diego  
BY OPPONENT — Never

### Three Interceptions, Individual

BY PACKERS — Tom Flynn, Oct. 28, 1984, vs. Detroit  
BY OPPONENT — Vencie Glenn, Dec. 27, 1992, at Minnesota

### Two Interceptions, Individual

BY PACKERS — Rudy Ford, Nov. 13, 2022, vs. Dallas Cowboys  
BY OPPONENT — Kerby Joseph, Nov. 6, 2022, at Detroit

### Interception Returned for Touchdown

BY PACKERS — Darnell Savage, Jan. 1, 2023, vs. Minnesota (75 yards)  
BY OPPONENT — Jack Jones, Oct. 2, 2022, vs. New England (40 yards)

## TOUCHDOWNS

### Five Touchdowns, Individual

BY PACKERS — Paul Hornung, Dec. 12, 1965, at Baltimore Colts (2-, 9-, 3-yard runs; 50-, 65-yard receptions)  
BY OPPONENT — Never

### Four Touchdowns, Individual

BY PACKERS — Aaron Jones, Sept. 20, 2021, vs. Detroit (4-, 1-, 11-yard receptions; 1-yard run)  
BY OPPONENT — Dalvin Cook, Nov. 1, 2020, vs. Minnesota (21-, 1- and 1-yard runs; 50-yard reception)

### Three Touchdowns, Individual

BY PACKERS — Christian Watson, Nov. 13, 2022, vs. Dallas Cowboys (58-, 39-, 7-yard receptions)  
BY OPPONENT — Dalvin Cook, Nov. 1, 2020, vs. Minnesota (21-, 1- and 1-yard runs; 50-yard reception)

## FIELD GOALS/PATs

### Five Field Goals Made, Individual

BY PACKERS — Mason Crosby, Sept. 16, 2018, vs. Minnesota (37, 40, 31, 48, 36 yards)  
BY OPPONENT — Matt Prater, Oct. 14, 2019, vs. Detroit (26, 22, 41, 51, 54 yards)

### Four Field Goals Made, Individual

BY PACKERS — Mason Crosby, Dec. 25, 2022, at Miami (36, 46, 28, 26 yards)  
BY OPPONENT — Rodrigo Blankenship, Nov. 22, 2020, at Indianapolis (37, 32, 43, 39 yards)

### 60-Yard Field Goal

BY PACKERS — Never  
BY OPPONENT — David Akers, Sept. 9, 2012, vs. San Francisco (63 yards)

### 50-Yard Field Goal

BY PACKERS — Mason Crosby, Jan. 1, 2023, vs. Minnesota (56 yards)  
BY OPPONENT — Matt Gay, Dec. 19, 2022, vs. L.A. Rams (55 yards)

### Blocked Opponent Field-Goal Attempt

BY PACKERS — Dean Lowry, Dec. 4, 2022, at Chicago Bears (40-yard Cairo Santos attempt)  
BY OPPONENT — Quinnen Williams, Oct. 16, 2022, vs. N.Y. Jets (47-yard Mason Crosby attempt)



Paul Hornung

### Two-Point Conversion

BY PACKERS — Marcedes Lewis, Dec. 4, 2022, at Chicago Bears (pass from Aaron Rodgers)  
BY OPPONENT — Jamaal Williams, Nov. 6, 2022, at Detroit (run)

### Point After Touchdown Missed

BY PACKERS — Mason Crosby, Nov. 27, 2022, at Philadelphia (third attempt, wide right)  
BY OPPONENT — Matt Gay, Dec. 19, 2022, vs. L.A. Rams (first attempt, wide right)

### Blocked Point After Touchdown

BY PACKERS — Tony Brown, Sept. 15, 2019, vs. Minnesota (Dan Bailey, second attempt)  
BY OPPONENT — Denico Autry, Nov. 17, 2022, vs. Tennessee (Mason Crosby, first attempt)

## PUNTING

### 70-Yard Punt

BY PACKERS — Pat O'Donnell, Sept. 18, 2022, vs. Chicago Bears (72 yards)  
BY OPPONENT — Jon Ryan, Sept. 24, 2012, at Seattle (73 yards)

### 60-Yard Punt

BY PACKERS — Pat O'Donnell, Oct. 16, 2022, vs. N.Y. Jets (62 yards)  
BY OPPONENT — Tress Way, Oct. 23, 2022, at Washington (68 yards)

### Blocked Punt

BY PACKERS — Geronimo Allison, Sept. 16, 2018, vs. Minnesota (Matt Wile, punter)  
BY OPPONENT — Josh Metellus, Jan. 1, 2023, vs. Minnesota (Pat O'Donnell, punter)

### 10 Punts, Individual

BY PACKERS — Jon Ryan, Nov. 19, 2006, vs. New England (10 punts; 459 yards)  
BY OPPONENT — Chris Kluwe, Dec. 21, 2006, vs. Minnesota (10 punts; 434 yards)

### No Punts

BY PACKERS — Dec. 27, 2020, vs. Tennessee Titans  
BY OPPONENT — Oct. 24, 2021, vs. Washington

## OTHER SPECIAL TEAMS

### Kickoff Returned for Touchdown

BY PACKERS — Keisean Nixon, Jan. 1, 2023, vs. Minnesota (105 yards)  
BY OPPONENT — Andre Roberts, Dec. 23, 2018, at N.Y. Jets (99 yards)



### **Punt Returned for Touchdown**

BY PACKERS — Micah Hyde, Dec. 28, 2014, vs. Detroit (55 yards)  
BY OPPONENT — Jakeem Grant Sr., Dec. 12, 2021, vs. Chicago Bears (97 yards)

### **Blocked (Opponent) Field Goal Returned for Touchdown**

BY PACKERS — Willie Buchanon, Dec. 17, 1972, at New Orleans (57 yards)  
BY OPPONENT — Shawn Springs, Nov. 1, 1999, vs. Seattle (61 yards)

### **Blocked Punt Returned for Touchdown**

BY PACKERS — Josh Jackson, Sept. 16, 2018, vs. Minnesota (0 yards; Matt Wile, punter)  
BY OPPONENT — Will Parks, Oct. 16, 2022, vs. N.Y. Jets (20 yards; Pat O'Donnell, punter)



Fans congratulate Vince Lombardi after he won his debut as a head coach on Sept. 27, 1959.

### **Recovered Own Onside Kick Attempt**

BY PACKERS — Jermaine Whitehead, Dec. 31, 2017, at Detroit (Mason Crosby, kicker)  
BY OPPONENT — Khalil Herbert, Dec. 12, 2021, vs. Chicago Bears (Cairo Santos, kicker)

## **OTHER DEFENSE**

### **Shutout Posted**

BY PACKERS — Nov. 14, 2021, vs. Seattle (17-0)  
BY OPPONENT — Dec. 30, 2018, vs. Detroit (31-0)

### **Fumble Returned for Touchdown**

BY PACKERS — Preston Smith, Nov. 29, 2020, vs. Chicago Bears (14 yards)  
BY OPPONENT — Desmond Trufant, Sept. 17, 2017, at Atlanta (15 yards)

### **Safety Scored**

BY PACKERS — Josiah Deguara, Oct. 9, 2022, vs. N.Y. Giants (Jamie Gillan ran out of bounds in end zone)  
BY OPPONENT — Mark Barron, Oct. 28, 2018, at L.A. Rams (tackled Aaron Jones in end zone)

### **Five Sacks, Individual**

BY PACKERS — Vonnie Holliday, Dec. 22, 2002, vs. Buffalo  
BY OPPONENT — Antwan Odom, Sept. 20, 2009, vs. Cincinnati

### **Four Sacks, Individual**

BY PACKERS — Kabere Gbaja-Biamila, Jan. 2, 2005, at Chicago Bears  
BY OPPONENT — Chris Clemons, Sept. 24, 2012, at Seattle

### **Three Sacks, Individual**

BY PACKERS — Za'Darius Smith, Oct. 5, 2020, vs. Atlanta  
BY OPPONENT — Ezekiel Ansah, Dec. 31, 2017, at Detroit

## **MISCELLANEOUS**

### **No Penalties**

BY PACKERS — Jan. 9, 2022, at Detroit  
BY OPPONENT — Oct. 18, 2020, at Tampa Bay

### **Game Without Touchdown**

BY PACKERS — Dec. 30, 2018, vs. Detroit  
BY OPPONENT — Nov. 14, 2021, vs. Seattle

### **50 Points, Game**

BY PACKERS — 53, Nov. 16, 2014, vs. Philadelphia  
BY OPPONENT — 51, Nov. 24, 2008, at New Orleans

### **40 Points, Game**

BY PACKERS — 41, Jan. 1, 2023, vs. Minnesota  
BY OPPONENT — 40, Nov. 27, 2022, at Philadelphia

### **500 Yards Total Offense**

BY PACKERS — 522, Sept. 13, 2020, at Minnesota  
BY OPPONENT — 500, Nov. 27, 2022, at Philadelphia

### **Tie Game**

Green Bay 29, Minnesota 29, Sept. 16, 2018, at Green Bay



Willie Buchanon

## **PACKERS IN WISCONSIN ATHLETIC HALL OF FAME**

1951	—	Don Hutson, E/DB	1988	—	Willie Davis, DE
		Clarke Hinkle, B	1990	—	Paul Hornung, B
1955	—	Howard "Cub" Buck, T	1993	—	Jerry Kramer, G
1957	—	Joseph "Red" Dunn, B	2001	—	Jim Taylor, FB
1960	—	Johnny "Blood" McNally, B	2003	—	Fuzzy Thurston, G
1961	—	Earl "Curly" Lambeau, Coach & B	2005	—	Reggie White, DE
1967	—	Lavvie Dilweg, E	2009	—	Bob Harlan, President & CEO
		Arnie Herber, B	2016	—	Donald Driver, WR
		Verne Lewellen, B	2017	—	Charles Woodson, CB/S
1970	—	Mike Michalske, G	2019	—	Ron Wolf, General Manager
1973	—	Tony Canadeo, B	2020	—	Brett Favre, QB
		Charles "Buckets" Goldenberg, G/B	2022	—	Jordy Nelson, WR
1976	—	Vince Lombardi, Coach/GM			LeRoy Butler, CB/S
1978	—	Lisle Blackburn, Coach			Dave Robinson, LB
1981	—	Ray Nitschke, LB			
		Barst Starr, QB			

## SCORING

Year	Player	TD	FG	PAT	Pts	Ranking	
						NFC	NFL
1921	Curly Lambeau	2	3	7	28	—	11t
1922	Curly Lambeau	3	1	3	24	—	14t
1923	Cub Buck	0	6	5	23	—	18
1924	Walter Voss	5	0	0	30	—	12t
1925	Myrt Basing	6	0	0	36	—	9t
	Marty Norton	6	0	0	36	—	9t
1926	Verne Lewellen	7	0	0	42	—	9
1927	Verne Lewellen	5	0	0	30	—	10t
1928	Verne Lewellen	9	0	0	54	—	2
1929	Verne Lewellen	8	0	0	48	—	6
1930	Verne Lewellen	9	0	0	54	—	2
1931	Johnny (Blood) McNally	14	0	0	84	—	1
1932	Johnny (Blood) McNally	4	0	0	24	—	6t
	Hank Bruder	4	0	0	24	—	6t
1933	Charles Goldenberg	7	0	0	42	—	6
1934	Bob Monnett	2	4	6	30	—	12t
1935	Don Hutson	7	0	1	43	—	2
1936	Don Hutson	9	0	0	54	—	3
1937	Clarke Hinkle	7	2	9	57	—	2
1938	Clarke Hinkle	7	3	7	58	—	1
1939	Don Hutson	6	0	2	38	—	7t
1940	Don Hutson	7	0	15	57	—	1
1941	Don Hutson	12	1	20	95	—	1
1942	Don Hutson	17	1	33	138	—	1
1943	Don Hutson	12	3	36	117	—	1
1944	Don Hutson	9	0	31	85	—	1
1945	Don Hutson	10	2	31	97	—	2
1946	Ted Fritsch	10	9	13	100	—	1
1947	Ted Fritsch	6	6	2	56	—	8
1948	Ted Fritsch	1	6	5	29	—	38
1949	Ted Fritsch	1	5	11	32	—	27t
1950	Billy Grimes	8	0	0	48	—	16t
1951	Fred Cone	1	5	29	50	—	15t
1952	Billy Howton	13	0	0	78	—	7
1953	Fred Cone	6	5	23	74	—	6
1954	Fred Cone	0	9	27	54	—	11t
	Max McGee	9	0	0	54	—	11t
1955	Fred Cone	0	16	30	78	—	4
1956	Fred Cone	4	5	33	72	—	4t
	Billy Howton	12	0	0	72	—	4t
1957	Fred Cone	2	12	26	74	—	3
1958	Paul Hornung	2	11	22	67	—	7t
1959	Paul Hornung	7	7	31	94	—	1
1960	Paul Hornung	15	15	41	176	—	1
1961	Paul Hornung	10	15	41	146	—	1
1962	Jim Taylor	19	0	0	114	—	1
1963	Jerry Kramer	0	16	43	91	—	4
1964	Paul Hornung	5	12	41	107	—	4
1965	Don Chandler	0	17	37	88	—	8
1966	Don Chandler	0	12	41	77	—	16t
1967	Don Chandler	0	19	39	96	—	4
1968	Carroll Dale	8	0	0	48	—	22t
1969	Travis Williams	9	0	0	54	—	22t
1970	Dale Livingston	0	15	19	64	18	31
1971	Lou Michaels	0	8	19	43	18	41
1972	Chester Marcol	0	33	29	128	1	1
1973	Chester Marcol	0	21	19	82	10	18
1974	Chester Marcol	0	25	19	94	1	1
1975	Joe Danelo	0	11	20	53	14	40
1976	Chester Marcol	0	10	24	54	13t	32t
1977	Chester Marcol	0	13	11	50	16	32
1978	Terdell Middleton	12	0	0	72	7t	19t
1979	Tom Birney	0	7	7	28	48t	104t
	Chester Marcol	0	4	16	28	48t	104t
1980	Gerry Ellis	8	0	0	48	26t	47t
1981	Jan Stenerud	0	22	35	101	6t	12t
1982	Jan Stenerud	0	13	25	64	4	9
1983	Jan Stenerud	0	21	52	115	7	9
1984	Al Del Greco	0	9	34	61	22	39
1985	Al Del Greco	0	19	38	95	11	20



Paul Hornung, Jerry Kramer

Year	Player	TD	FG	PAT	Pts	Ranking	
						NFC	NFL
1986	Al Del Greco	0	17	29	80	14	28
1987	Max Zendejas	0	16	13	61	15	27t
1988	Brent Fullwood	8	0	0	48	23t	48t
1989	Chris Jacke	0	22	42	108	5t	8t
1990	Chris Jacke	0	23	28	97	6	12
1991	Chris Jacke	0	18	31	85	11t	21t
1992	Chris Jacke	0	22	30	96	7	13
1993	Chris Jacke	0	31	35	128	2	3
	Sterling Sharpe	18	0	0	108	5	10t
1995	Chris Jacke	0	17	43	94	13	26
1996	Chris Jacke	0	21	51	114	7	12
1997	Ryan Longwell	0	24	48	120	3	5t
1998	Ryan Longwell	0	29	41	128	2	4
1999	Ryan Longwell	0	25	38	113	3	10
2000	Ryan Longwell	0	33	32	131	2	3
2001	Ryan Longwell	0	20	44	104	7	14t
2002	Ryan Longwell	0	28	44	128	4t	5t
	Ahman Green	20	0	0	120	3t	7t
	Ryan Longwell	0	23	51	120	3t	7t
2004	Ryan Longwell	0	24	48	120	2t	6t
2005	Ryan Longwell	0	20	30	90	12	28t
2006	Dave Rayner	0	26	31	109	8	16
2007	Mason Crosby	0	31	48	141	1	1
2008	Mason Crosby	0	27	46	127	6t	7t
2009	Mason Crosby	0	27	48	129	3	4
2010	Mason Crosby	0	22	46	112	5	11
2011	Mason Crosby	0	24	68	140	3	4
2012	Mason Crosby	0	21	50	113	9	17
2013	Mason Crosby	0	33	42	141	2	5
2014	Mason Crosby	0	27	53	134	2t	4t
2015	Mason Crosby	0	24	36	108	9	16
2016	Mason Crosby	0	26	44	122	8t	14t
2017	Mason Crosby	0	15	33	78	13t	27t
2018	Mason Crosby	0	30	34	124	5	10
2019	Aaron Jones	19	0	0	114	6t	10t
2020	Davante Adams	18	0	0	108	11t	18t
2021	Mason Crosby	0	25	49	124	7	14t
2022	Mason Crosby	0	25	37	112	10	17t

## TOUCHDOWNS

Year	Player	TD	Rush	Rec	Ret
1921	Curly Lambeau	2	2	0	0
	Bill DuMoe	2	1	1	0
1922	Curly Lambeau	3	3	0	0
1923	Curly Lambeau	3	1	2	0
	Stan Mills	3	1	2	0
1924	Walter Voss	5	0	5	0
1925	Myrt Basing	6	4	2	0
	Marty Norton	6	1	4	1
1926	Verne Lewellen	7	3	3	1
1927	Verne Lewellen	5	5	0	0
1928	Verne Lewellen	9	6	3	0
1929	Verne Lewellen	8	6	1	1
1930	Verne Lewellen	9	8	1	0
1931	Johnny (Blood) McNally	14	2	11	1
1932	Johnny (Blood) McNally	4	0	3	1
	Hank Bruder	4	2	2	0
1933	Charles Goldenberg	7	4	1	2
1934	Roger Grove	4	1	3	0
1935	Don Hutson	7	0	6	1
1936	Don Hutson	9	0	8	1
1937	Clarke Hinkle	7	5	2	0
	Don Hutson	7	0	7	0
1938	Don Hutson	9	0	9	0
1939	Don Hutson	6	0	6	0
1940	Don Hutson	7	0	7	0
	Carl Mulleneaux	7	0	6	1
1941	Don Hutson	12	2	10	0
1942	Don Hutson	17	0	17	0
1943	Don Hutson	12	0	11	1
1944	Don Hutson	9	0	9	0
1945	Don Hutson	10	1	9	0
1946	Ted Fritsch	10	9	1	0
1947	Nolan Luhn	7	0	7	0
1948	Tony Canadeo	4	4	0	0
	Walt Schlinkman	4	4	0	0
1949	Tony Canadeo	4	4	0	0
1950	Billy Grimes	8	5	1	2
1951	Bob Mann	8	0	8	0
1952	Billy Howton	13	0	13	0
1953	Fred Cone	6	5	1	0
1954	Max McGee	9	0	9	0
1955	Gary Knafelc	8	0	8	0
1956	Billy Howton	12	0	12	0
1957	Billy Howton	5	0	5	0
1958	Max McGee	7	0	7	0
1959	Jim Taylor	8	6	2	0
1960	Paul Hornung	15	13	2	0



Sterling Sharpe

**TOUCHDOWNS** continued

Year	Player	ID	Rush	Rec	Ret
1961	Jim Taylor	16	15	1	0
1962	Jim Taylor	19	19	0	0
1963	Jim Taylor	10	9	1	0
1964	Jim Taylor	15	12	3	0
1965	Paul Hornung	8	5	3	0
1966	Elijah Pitts	10	7	0	0
1967	Donny Anderson	9	6	3	0
1968	Carroll Dale	8	0	8	0
1969	Travis Williams	9	4	3	2
1970	Donny Anderson	5	5	0	0
1971	Donny Anderson	6	5	1	0
1972	John Brockington	9	8	1	0
1973	Jon Staggers	4	1	3	0
1974	MacArthur Lane	6	3	3	0
1975	John Brockington	8	7	1	0
1976	Barty Smith	5	5	0	0
1977	Steve Odum	3	0	3	0
	Barty Smith	3	2	1	0
1978	Terrell Middleton	12	11	1	0
1979	Paul Coffman	4	0	4	0
	James Lofton	4	0	4	0
	Barty Smith	4	3	1	0
	Aundra Thompson	4	0	3	1
	David Whitehurst	4	4	0	0
1980	Gerry Ellis	8	5	3	0
1981	Harlan Huckleby	8	5	3	0
	James Lofton	8	0	8	0
1982	Eddie Lee Ivery	10	9	1	0
1983	Paul Coffman	11	0	11	0
1984	Paul Coffman	9	0	9	0
1985	Jessie Clark	7	5	2	0
1986	Paul Ott Carruth	4	2	2	0
	Phillip Epps	4	0	4	0
	James Lofton	4	0	4	0
1987	Brent Fullwood	5	5	0	0
1988	Brent Fullwood	8	7	1	0
1989	Sterling Sharpe	13	0	12	1
1990	Sterling Sharpe	6	0	6	0
1991	Vince Workman	11	7	4	0
1992	Sterling Sharpe	13	0	13	0
1993	Sterling Sharpe	11	0	11	0
1994	Sterling Sharpe	18	0	18	0
1995	Robert Brooks	13	0	13	0
1996	Keith Jackson	10	0	10	0
	Dorsey Levens	10	5	5	0
1997	Antonio Freeman	12	0	12	0
	Dorsey Levens	12	7	5	0
1998	Antonio Freeman	14	0	14	0
1999	Dorsey Levens	10	9	1	0
2000	Ahman Green	13	10	3	0
2001	Ahman Green	11	9	2	0
2002	Donald Driver	9	0	9	0
	Ahman Green	9	7	2	0
2003	Ahman Green	20	15	5	0
2004	Javon Walker	12	0	12	0
2005	Samkon Gado	7	6	1	0
2006	Donald Driver	8	0	8	0
2007	Greg Jennings	12	0	12	0
2008	Greg Jennings	9	0	9	0
2009	Ryan Grant	11	11	0	0
2010	Greg Jennings	12	0	12	0
2011	Jordy Nelson	15	0	15	0
2012	James Jones	14	0	14	0
2013	Eddie Lacy	11	11	0	0
2014	Eddie Lacy	13	9	4	0
	Jordy Nelson	13	0	13	0
2015	James Jones	8	0	8	0
	Richard Rodgers	8	0	8	0
2016	Jordy Nelson	14	0	14	0
2017	Davante Adams	10	0	10	0
2018	Davante Adams	13	0	13	0
2019	Aaron Jones	19	16	3	0
2020	Davante Adams	18	0	18	0
2021	Davante Adams	11	0	11	0
2022	Christian Watson	9	2	7	0

**FIELD GOALS MADE**

*NFC/NFL ranking by field-goal percentage*

Year	Player	Att	Made	Pct	LG	Ranking	NFC	NFL
1921	Curly Lambeau	12	3	25.0	NA	—	NA	NA
1922	Charlie Mathys	2	1	50.0	NA	—	NA	NA
	Curly Lambeau	6	1	16.7	NA	—	NA	NA
	Cub Buck	10	1	10.0	NA	—	NA	NA
1923	Cub Buck	16	6	37.5	NA	—	NA	NA
1924	Cub Buck	11	3	27.3	NA	—	NA	NA
1925	George Abramson	6	2	33.3	NA	—	NA	NA
1926	Pid Purdy	7	2	28.6	NA	—	NA	NA
1927	Pid Purdy	3	1	33.3	NA	—	NA	NA
1928	Harry O'Boyle	6	3	50.0	NA	—	NA	NA
1929	Red Dunn	4	2	50.0	NA	—	NA	NA
1930	— none made —							
1931	— none made —							
1932	— none made —							
1933	Clarke Hinkle	7	2	28.6	NA	—	NA	NA
1934	Bob Monnett	7	4	57.1	NA	—	NA	NA
1935	Ade Schwammel	NA	4	NA	NA	—	NA	NA
1936	Paul Engebretsen	NA	5	NA	NA	—	NA	NA
1937	Clarke Hinkle	NA	2	NA	23	—	NA	NA
1938	Clarke Hinkle	9	3	33.3	35	—	NA	NA
1939	Paul Engebretsen	8	4	50.0	34	—	NA	NA
1940	Clarke Hinkle	14	9	64.3	45	—	1	1
1941	Clarke Hinkle	14	6	42.9	43	—	1	1
1942	Ted Fritsch	5	4	80.0	37	—	NA	NA
1943	Don Hutson	5	3	60.0	25	—	NA	NA
1944	— none made —							
1945	Ted Fritsch	8	3	37.5	49	—	NA	NA
1946	Ted Fritsch	17	9	52.9	46	—	2	2
1947	Ted Fritsch	13	6	46.2	50	—	1	1
1948	Ted Fritsch	16	6	37.5	46	—	3	3
1949	Ted Fritsch	20	5	25.0	46	—	6	6
1950	Ted Fritsch	17	3	17.6	52	—	7	7
1951	Fred Cone	7	5	71.4	37	—	NA	NA
1952	Bill Reichardt	20	5	25.0	43	—	7	7
1953	Fred Cone	16	5	31.3	44	—	10	10
1954	Fred Cone	16	9	56.3	45	—	4	4
1955	Fred Cone	24	16	66.7	45	—	2t	2t
1956	Fred Cone	8	5	62.5	45	—	NA	NA
1957	Fred Cone	17	12	70.6	39	—	2	2
1958	Paul Hornung	21	11	52.4	45	—	2	2
1959	Paul Hornung	17	7	41.2	46	—	8t	8t
1960	Paul Hornung	28	15	53.6	47	—	10	10
1961	Paul Hornung	22	15	68.2	51	—	NA	NA
1962	Jerry Kramer	11	9	81.8	37	—	2	2
1963	Jerry Kramer	34	16	47.1	46	—	12	12
1964	Paul Hornung	38	12	31.6	52	—	20	20
1965	Don Chandler	26	17	65.4	49	—	3	3
1966	Don Chandler	28	12	42.9	47	—	22	22
1967	Don Chandler	29	19	65.5	49	—	3	3
1968	Mike Mercer	12	7	58.3	45	—	NA	NA
1969	Mike Mercer	15	5	29.4	48	—	25	25
1970	Dale Livingston	28	15	53.6	49	11	21	21
1971	Lou Michaels	14	8	57.1	44	10	19t	19t
1972	Chester Marcol	48	33	68.8	51	2	5	5
1973	Chester Marcol	35	21	60.0	46	8t	18t	18t
1974	Chester Marcol	39	25	64.1	52	2	7	7
1975	Joe Danelo	16	11	68.8	48	5	9t	9t
1976	Chester Marcol	19	10	52.6	45	10	22	22
1977	Chester Marcol	21	13	61.9	44	2	11	11
1978	Chester Marcol	19	11	57.9	48	10	18	18
1979	Tom Birney	9	7	77.8	46	NA	NA	NA
1980	Tom Birney	12	6	50.0	50	NA	NA	NA
1981	Jan Stenerud	24	22	91.7	53	1	1	1
1982	Jan Stenerud	18	13	72.2	48	5	11	11
1983	Jan Stenerud	26	21	80.8	48	4	9	9
1984	Al Del Greco	12	9	75.0	45	NA	NA	NA
1985	Al Del Greco	26	19	73.1	46	7	15	15
1986	Al Del Greco	27	17	63.0	50	11	22t	22t
1987	Max Zendejas	19	16	84.2	48	2	3	3
1988	Max Zendejas	16	9	56.3	50	13	24	24
1989	Chris Jacke	28	22	78.6	52	5t	7t	7t
1990	Chris Jacke	30	23	76.7	53	4	10	10
1991	Chris Jacke	24	18	75.0	53	6t	11t	11t
1992	Chris Jacke	29	22	75.9	53	6	13	13
1993	Chris Jacke	37	31	83.8	54	3	6	6
1994	Chris Jacke	26	19	73.1	50	8	21	21
1995	Chris Jacke	23	17	73.9	51	8	21	21
1996	Chris Jacke	27	21	77.8	53	12	19	19
1997	Ryan Longwell	30	24	80.0	50	8	12t	12t
1998	Ryan Longwell	33	29	87.9	45	3t	4t	4t
1999	Ryan Longwell	30	25	83.3	50	5	12	12
2000	Ryan Longwell	38	33	86.8	52	5	10	10
2001	Ryan Longwell	31	20	64.5	54	16	28	28
2002	Ryan Longwell	34	28	82.4	49	3	8	8
2003	Ryan Longwell	36	23	63.9	50	3	4	4
2004	Ryan Longwell	28	24	85.7	53	3t	7t	7t
2005	Ryan Longwell	27	20	74.1	53	11	26	26
2006	Dave Rayner	35	26	74.3	54	14	26	26

ANNUAL STATISTICAL LEADERS

COMMUNITY

ADMIN. & COACHES

VETERANS

DRAFT & FREE AGENTS

REVIEW

ANNUAL LEADERS

LAMBEAU FIELD

MISC.

FIELD GOALS MADE *continued*

Year	Player	Att	Made	Pct	LG	Ranking	
						NFC	NFL
2007	Mason Crosby	39	31	79.5	53	12	24
2008	Mason Crosby	34	27	79.4	53	14	26
2009	Mason Crosby	36	27	75.0	52	12t	25t
2010	Mason Crosby	28	22	78.6	56	13	22t
2011	Mason Crosby	28	24	85.7	58	6	10
2012	Mason Crosby	33	21	63.6	54	15	31
2013	Mason Crosby	37	33	89.2	57	5	13
2014	Mason Crosby	33	27	81.8	55	11	23
2015	Mason Crosby	28	24	85.7	56	9	15t
2016	Mason Crosby	30	26	86.7	53	3	8
2017	Mason Crosby	19	15	78.9	50	12	24
2018	Mason Crosby	37	30	81.1	53	11	23
2019	Mason Crosby	24	22	91.7	54	2	5
2020	Mason Crosby	16	16	100.0	57	1t	1t
2021	Mason Crosby	34	25	73.5	54	9t	18t
2022	Mason Crosby	29	25	86.2	56	10	15

## RUSHING YARDS

Year	Player	Att	Yds	Avg	TD	Ranking	
						NFC	NFL
1932	Clarke Hinkle	95	331	3.5	3	—	7
1933	Bob Monnett	108	413	3.8	3	—	7t
1934	Clarke Hinkle	139	413	3.0	4	—	7t
1935	Bob Monnett	68	359	2.5	1	—	13
1936	Clarke Hinkle	100	476	4.8	5	—	9
1937	Clarke Hinkle	129	552	4.3	5	—	2
1938	Cecil Isbell	85	445	5.2	2	—	4
1939	Cecil Isbell	132	407	3.1	2	—	10
1940	Clarke Hinkle	109	383	3.5	2	—	6
1941	Clarke Hinkle	129	393	3.0	5	—	5
1942	Ted Fritsch	74	323	4.4	0	—	11
1943	Tony Canadeo	94	489	5.2	3	—	5
1944	Ted Fritsch	94	322	3.4	4	—	11t
1945	Ted Fritsch	89	282	3.2	7	—	10
1946	Tony Canadeo	122	476	3.9	0	—	4t
1947	Tony Canadeo	103	464	4.5	2	—	3
1948	Tony Canadeo	123	589	4.8	4	—	5
1949	Tony Canadeo	208	1,052	5.1	4	—	2
1950	Billy Grimes	84	480	5.7	5	—	12
1951	Tobin Rote	76	523	6.9	3	—	8
1952	Tobin Rote	58	313	5.4	2	—	23
1953	Floyd Reid	95	492	5.2	3	—	8
1954	Floyd Reid	99	507	5.1	5	—	9
1955	Howie Ferguson	192	859	4.5	4	—	2
1956	Tobin Rote	84	398	4.7	11	—	21
1957	Don McIlhenny	100	384	3.8	1	—	21
1958	Paul Hornung	69	310	4.5	2	—	26
1959	Paul Hornung	152	681	4.5	7	—	8
1960	Jim Taylor	230	1,101	4.8	11	—	2
1961	Jim Taylor	243	1,307	5.4	15	—	2
1962	Jim Taylor	272	1,474	5.4	19	—	1
1963	Jim Taylor	248	1,018	4.1	9	—	2
1964	Jim Taylor	235	1,169	5.0	12	—	2
1965	Jim Taylor	207	734	3.5	4	—	5
1966	Jim Taylor	204	705	3.5	4	—	10
1967	Jim Grabowski	120	466	3.9	2	—	19
1968	Donny Anderson	170	761	4.5	5	—	9
1969	Travis Williams	129	536	4.2	4	—	14
1970	Donny Anderson	222	853	3.8	5	4	7
1971	John Brockington	216	1,105	5.1	4	1	2
1972	John Brockington	274	1,027	3.7	8	4	9
1973	John Brockington	265	1,144	4.3	3	1	2
1974	John Brockington	266	883	3.3	5	2	6
1975	John Brockington	144	434	3.0	7	20	42
1976	Willard Harrell	130	435	3.3	3	23	48
1977	Barty Smith	160	554	3.3	2	16	31



Edgar Bennett

Year	Player	Att	Yds	Avg	TD	Ranking	
						NFC	NFL
1978	Terdell Middleton	284	1,116	3.9	11	4	6
1979	Terdell Middleton	131	495	3.8	2	20	39
1980	Eddie Lee Ivery	202	831	4.1	3	8	12
1981	Gerry Ellis	196	860	4.4	4	11	19
1982	Eddie Lee Ivery	127	453	3.6	9	11	21
1983	Gerry Ellis	141	696	4.9	4	14	27
1984	Gerry Ellis	123	581	4.7	4	16	30
1985	Eddie Lee Ivery	132	636	4.8	2	17	33
1986	Kenneth Davis	114	519	4.6	0	19	35t
1987	Kenneth Davis	109	413	3.8	3	19	40
1988	Brent Fullwood	101	483	4.8	7	17	37
1989	Brent Fullwood	204	821	4.0	5	9	16
1990	Michael Haddix	98	311	3.2	0	30	58
1991	Darrell Thompson	141	471	3.3	1	15	36
1992	Vince Workman	159	631	4.0	2	11	21
1993	Darrell Thompson	169	654	3.9	3	12	24
1994	Edgar Bennett	178	623	3.5	5	12	26
1995	Edgar Bennett	316	1,067	3.4	3	10	15
1996	Edgar Bennett	222	899	4.0	2	7	14
1997	Dorsey Levens	329	1,435	4.4	7	2	4
1998	Darrel Holmes	93	386	4.2	1	21	42
1999	Dorsey Levens	279	1,034	3.7	9	6	13
2000	Ahman Green	263	1,175	4.5	10	6	15
2001	Ahman Green	304	1,387	4.6	9	2	4
2002	Ahman Green	286	1,240	4.3	7	4	12
2003	Ahman Green	355	1,883	5.3	15	1	2
2004	Ahman Green	259	1,163	4.5	7	4	12
2005	Samkon Gado	143	582	4.1	6	16	34
2006	Ahman Green	266	1,059	4.0	5	11	19
2007	Ryan Grant	188	956	5.1	8	9	19
2008	Ryan Grant	312	1,203	3.9	4	6	9
2009	Ryan Grant	282	1,253	4.4	11	3	7
2010	Brandon Jackson	190	703	3.7	3	15	33
2011	James Starks	133	578	4.3	1	18	38
2012	Alex Green	135	464	3.4	0	21	38
2013	Eddie Lacy	284	1,178	4.1	11	6	8
2014	Eddie Lacy	246	1,139	4.6	9	4	7
2015	Eddie Lacy	187	758	4.1	3	12	20
2016	Ty Montgomery	77	457	5.9	3	19	41
2017	Jamaal Williams	153	556	3.6	4	17	36
2018	Aaron Jones	133	728	5.5	8	13	23
2019	Aaron Jones	236	1,084	4.6	16	5	12
2020	Aaron Jones	201	1,104	5.5	9	2	4
2021	AJ Dillon	187	803	4.3	5	9	20
2022	Aaron Jones	213	1,121	5.3	2	6	10

## MILESTONE LEAGUE GAMES

Note: Regular-season games only

Game	Date	Opponent	Site	Result	Head Coaches (GB, Opp.)	Starting QBs (GB, Opp.)
1	10/23/21	Minneapolis Marines	Hagemeister Park	W, 7-6	Curly Lambeau, Rube Ursella	Adolph Klathman, Rube Ursella
50	12/08/25	at Providence Steam Roller	Cyclodrome	W, 13-10	G. Lambeau, Archie Gombeski	Charlie Matthews, Curly Oden
100	09/21/30	Chicago Cardinals	City Stadium	W, 14-0	Curly Lambeau, Ernie Nevers	Archie Herbert, Roy Baker
200	11/14/37	Philadelphia Eagles	State Fair Park	W, 37-7	Curly Lambeau, Bert Bell	Bucks Goldenberg, Emmett Mortal
300	09/28/47	Chicago Bears	City Stadium	W, 29-20	Curly Lambeau, George Halas	Jack Jacobs, Sid Luckman
400	10/29/55	at Baltimore Colts	Memorial Stadium	L, 14-10	Lisle Blackburn, Webb Ewbank	Tobin Rote, George Shaw
500	10/20/63	at St. Louis Cardinals	Busch Stadium	W, 30-7	Vince Lombardi, Wally Lem	Bart Starr, Charley Johnson
600	11/09/70	Baltimore Colts	County Stadium	L, 13-10	Phil Bengtson, Don McCafferty	Don Horn, Johnny Unitas
700	11/21/77	at Washington Redskins	RFK Stadium	L, 10-9	Bart Starr, George Allen	David Whitehurst, Joe Theismann
800	10/21/85	at Chicago Bears	Soldier Field	L, 23-7	Forrest Gregg, Mike Ditka	Lynn Dickey, Jim McMahon
900	11/02/90	at Minnesota Vikings	Metrodome	L, 23-7	Lindy Infante, Jerry Burns	Anthony Dilweg, Rich Gannon
1,000	12/22/96	Minnesota Vikings	Lambeau Field	W, 38-10	Mike Holmgren, Dennis Green	Brett Favre, Brad Johnson
1,100	09/29/03	at Chicago Bears	Soldier Field	W, 38-23	Mike Sherman, Dick Jauron	Brett Favre, Kordell Stewart
1,200	11/08/09	at Tampa Bay Buccaneers	Raymond James St.	L, 38-28	Mike McCarthy, Raheem Morris	Aaron Rodgers, Josh Freeman
1,300	12/03/15	at Detroit Lions	Ford Field	W, 27-23	Mike McCarthy, Jim Caldwell	Aaron Rodgers, Matthew Stafford
1,400	01/02/22	Minnesota Vikings	Lambeau Field	W, 37-10	Matt LaFleur, Mike Zimmer	Aaron Rodgers, Sean Mannion



## PASSING

Current rating system implemented in 1973

Year	Player	Att	Comp	Yds	Pct	TD	Int	Rtng
1932	Arnie Herber	101	37	639	36.6	9	9	51.5
1933	Arnie Herber	124	50	656	40.3	4	12	28.2
1934	Arnie Herber	115	42	799	36.5	8	12	41.2
1935	Arnie Herber	109	40	729	36.7	8	14	31.5
1936	Arnie Herber	173	77	1,239	44.5	11	13	58.9
1937	Arnie Herber	104	47	684	45.2	7	10	49.5
1938	Cecil Isbell	91	37	659	40.7	7	10	46.0
1939	Arnie Herber	139	57	1,107	41.0	8	9	61.6
1940	Cecil Isbell	150	68	1,037	45.3	9	12	55.3
1941	Cecil Isbell	206	117	1,479	56.8	15	11	81.4
1942	Cecil Isbell	268	146	2,021	54.5	24	14	87.0
1943	Irv Comp	92	46	662	50.0	7	4	81.0
1944	Irv Comp	177	80	1,159	45.2	12	21	50.0
1945	Irv Comp	106	44	865	41.5	7	11	53.1
1946	Irv Comp	94	27	333	28.7	1	8	9.9
1947	Jack Jacobs	242	108	1,615	44.6	16	17	59.8
1948	Jack Jacobs	184	82	848	44.6	5	21	27.9
1949	Jug Girard	175	62	881	35.4	4	12	31.6
1950	Tobin Rote	224	83	1,231	37.1	7	24	21.6
1951	B.Thomason	221	125	1,306	56.6	11	9	73.5
1952	Tobin Rote	157	82	1,268	52.2	13	8	85.6
1953	Tobin Rote	185	72	1,005	38.9	5	15	32.4
1954	Tobin Rote	382	180	2,311	47.1	14	18	59.1
1955	Tobin Rote	342	157	1,977	45.9	17	19	57.8
1956	Tobin Rote	308	146	2,203	47.4	18	15	70.6
1957	Bart Starr	215	117	1,489	54.4	8	10	69.3
1958	Babe Parilli	157	68	1,068	43.3	10	13	53.3
1959	Bart Starr	134	70	972	52.2	6	7	69.0
1960	Bart Starr	172	98	1,358	57.0	4	8	70.8
1961	Bart Starr	295	172	2,418	58.3	16	16	80.3
1962	Bart Starr	285	178	2,438	62.5	12	9	90.7
1963	Bart Starr	244	132	1,855	54.1	15	10	82.3
1964	Bart Starr	272	163	2,144	59.9	15	4	97.1
1965	Bart Starr	251	140	2,055	55.8	16	9	89.0
1966	Bart Starr	251	156	2,257	62.2	14	3	105.0
1967	Bart Starr	210	115	1,823	54.8	9	17	64.4
1968	Bart Starr	171	109	1,617	63.7	15	8	104.3
1969	Bart Starr	148	92	1,161	62.2	9	6	89.9
1970	Bart Starr	255	140	1,645	54.9	8	13	63.9
1971	Scott Hunter	163	75	1,210	46.0	7	17	42.2
1972	Scott Hunter	199	86	1,252	43.2	6	9	55.5
1973	Jerry Tagge	106	56	720	52.8	2	7	53.2
1974	John Hadl	184	89	1,072	48.4	3	8	54.0
1975	John Hadl	353	191	2,095	54.1	6	21	52.8
1976	Lynn Dickey	243	115	1,465	47.3	7	14	52.2
1977	Lynn Dickey	220	113	1,346	51.4	5	14	51.4
1978	D.Whitehurst	328	168	2,093	51.2	10	17	59.9
1979	D.Whitehurst	322	179	2,247	55.6	10	18	64.5
1980	Lynn Dickey	478	278	3,529	58.2	25	20	70.0
1981	Lynn Dickey	354	204	2,593	57.6	17	15	79.0
1982	Lynn Dickey	218	124	1,790	56.9	12	14	75.3
1983	Lynn Dickey	484	289	4,458	59.7	32	29	87.3
1984	Lynn Dickey	401	237	3,195	59.1	25	19	85.6
1985	Lynn Dickey	314	172	2,206	54.8	15	17	70.4
1986	Randy Wright	492	263	3,247	53.5	17	23	66.2
1987	Randy Wright	247	132	1,507	53.4	6	11	61.6
1988	Don Majkowski	336	178	2,119	53.9	9	11	67.8
1989	Don Majkowski	599	353	4,318	58.9	27	20	82.3
1990	Don Majkowski	264	150	1,925	56.8	10	12	73.5
1991	Mike Tomczak	238	128	1,490	53.8	11	9	72.6
1992	Brett Favre	471	302	3,227	64.1	18	13	85.3
1993	Brett Favre	522	318	3,303	60.9	19	24	72.2
1994	Brett Favre	582	363	3,882	62.4	33	14	90.7
1995	Brett Favre	570	359	4,413	63.0	38	13	99.5
1996	Brett Favre	543	325	3,899	59.9	39	13	95.8
1997	Brett Favre	513	304	3,867	59.3	35	16	92.6
1998	Brett Favre	551	347	4,212	63.0	31	23	87.8
1999	Brett Favre	595	341	4,091	57.3	22	23	74.7
2000	Brett Favre	580	338	3,812	58.8	20	16	80.0
2001	Brett Favre	510	314	3,921	61.3	32	15	94.1
2002	Brett Favre	551	341	3,658	61.9	27	16	85.6
2003	Brett Favre	471	308	3,361	65.4	32	21	90.4
2004	Brett Favre	540	346	4,088	64.1	30	17	92.4
2005	Brett Favre	607	372	3,881	61.3	20	29	70.9
2006	Brett Favre	613	343	3,885	56.0	18	18	72.7
2007	Brett Favre	535	356	4,155	66.5	28	15	95.7
2008	Aaron Rodgers	536	341	4,038	63.6	28	13	93.8
2009	Aaron Rodgers	541	350	4,434	64.7	30	7	103.2
2010	Aaron Rodgers	475	312	3,922	65.7	28	11	101.2
2011	Aaron Rodgers	502	343	4,643	68.3	45	6	122.5
2012	Aaron Rodgers	552	371	4,295	67.2	39	8	108.0
2013	Aaron Rodgers	290	193	2,536	66.6	17	6	104.9
2014	Aaron Rodgers	520	341	4,381	65.6	38	5	112.2
2015	Aaron Rodgers	572	347	3,821	60.7	31	8	92.7
2016	Aaron Rodgers	610	401	4,428	65.7	40	7	104.2
2017	Aaron Rodgers	238	154	1,675	64.7	16	6	97.2




Don Majkowski

Year	Player	Att	Comp	Yds	Pct	TD	Int	Rtng
2018	Aaron Rodgers	597	372	4,442	62.3	25	2	97.6
2019	Aaron Rodgers	569	353	4,002	62.0	26	4	95.4
2020	Aaron Rodgers	526	372	4,299	70.7	48	5	121.5
2021	Aaron Rodgers	531	366	4,115	68.9	37	4	111.9
2022	Aaron Rodgers	542	350	3,695	64.6	26	12	91.1

## RECEPTIONS, OVERALL

Year	Player	No	Yds	Avg	LG	TD	NFC/NFL Rank
1932	J. (Blood) McNally	14	168	12.0	—	3	—
1933	Roger Grove	18	215	11.9	—	0	—
1934	Clarke Hinkle	12	113	9.4	69T	1	—
1935	J. (Blood) McNally	25	404	16.2	70T	3	—
1936	Don Hutson	34	526	15.5	58T	8	1
1937	Don Hutson	41	552	13.5	78T	7	1
1938	Don Hutson	32	548	17.1	54	9	—
1939	Don Hutson	34	846	24.9	92T	6	1
1940	Don Hutson	45	664	14.8	36T	7	2
1941	Don Hutson	58	738	12.7	45T	10	1
1942	Don Hutson	74	1,211	16.4	73T	17	1
1943	Don Hutson	47	776	16.5	79T	11	1
1944	Don Hutson	58	866	14.9	55T	9	1
1945	Don Hutson	47	834	17.7	75T	9	1
1946	Clyde Goodnight	16	308	19.3	51T	1	17T
	Nolan Luhn	16	224	14.0	36	2	17T
1947	Nolan Luhn	42	696	16.6	44	7	14T
1948	Clyde Goodnight	28	448	16.0	57	3	4T
1949	Ted Cook	25	442	17.7	50	1	20T
1950	Al Baldwin	28	555	19.8	85T	3	23
1951	Bob Mann	50	696	13.9	52	8	4
1952	Billy Howton	53	1,231	23.2	90T	13	6
1953	Billy Howton	25	463	18.5	80T	4	25T
1954	Billy Howton	52	768	14.8	59	2	4
1955	Billy Howton	44	697	15.8	60	5	3T
1956	Billy Howton	55	1,188	21.6	66T	12	2
1957	Billy Howton	38	727	19.1	77T	5	6
1958	Max McGee	37	655	17.7	80T	7	9
1959	Boyd Dowler	32	549	17.2	35	4	19T
1960	Max McGee	38	787	20.7	57T	4	13T
1961	Max McGee	51	883	17.3	53	7	11
1962	Max McGee	49	820	16.7	64	3	15T
	Boyd Dowler	49	724	14.8	41	2	15T
1963	Boyd Dowler	53	901	17.0	53T	6	9
1964	Boyd Dowler	45	623	13.8	50	5	15T
1965	Boyd Dowler	44	610	13.9	47T	4	15T
1966	Jim Taylor	41	331	8.1	21	2	24T
1967	Boyd Dowler	54	836	15.5	57T	4	9
1968	Boyd Dowler	45	668	14.8	72T	6	10
1969	Carroll Dale	45	879	19.5	48	6	17T
1970	Carroll Dale	49	814	16.6	89T	2	7/8T
1971	Carroll Dale	31	598	19.3	77T	4	25T/46T
1972	MacArthur Lane	26	285	11.0	49	0	38T/74T
1973	MacArthur Lane	27	255	9.4	30	1	33T/61T
1974	John Brockington	43	314	7.3	29	0	10T/12T
1975	Ken Payne	58	766	13.2	54	0	2/4



Boyd Dowler

RECEPTIONS, OVERALL *continued*

Year	Player	No	Yds	Avg	LG	TD	Rank
1976	Ken Payne	33	467	14.2	57	4	24/46T
1977	Barty Smith	37	340	9.2	42	1	14/31T
1978	James Lofton	46	818	17.8	58	6	16/28T
1979	Paul Coffman	56	711	12.7	78	4	11/22
1980	James Lofton	71	1,226	17.3	47	4	3/5T
1981	James Lofton	71	1,294	18.2	75	8	5/7T
1982	James Lofton	35	696	19.9	80	4	8/21T
1983	James Lofton	58	1,300	22.4	74	8	9/20T
1984	James Lofton	62	1,361	22.0	79	7	10/24T
1985	James Lofton	69	1,153	16.7	56	4	6/14
1986	James Lofton	64	840	13.1	36	4	8/19
1987	Walter Stanley	38	672	17.7	70	3	19/49T
1988	Sterling Sharpe	55	791	14.4	51	1	20/33
1989	Sterling Sharpe	90	1,423	15.8	79	12	1/1
1990	Sterling Sharpe	67	1,105	16.5	76	6	8/14
1991	Sterling Sharpe	69	961	13.9	58	4	7/18
1992	Sterling Sharpe	108	1,461	13.5	76	13	1/1
1993	Sterling Sharpe	112	1,274	11.4	54	11	1/1
1994	Sterling Sharpe	94	1,119	11.9	49	18	4/5
1995	Robert Brooks	102	1,497	14.7	99	13	8/8
1996	Antonio Freeman	56	933	16.7	51	9	20/41T
1997	Antonio Freeman	81	1,243	15.3	58	12	5/8
1998	Antonio Freeman	84	1,424	17.0	81	14	2/5
1999	Antonio Freeman	74	1,074	14.5	54	16	14/21T
2000	Bill Schroeder	74	1,051	14.2	51	5	14/21T
2000	Ahman Green	73	559	7.7	31	3	12/24T
2001	Ahman Green	62	594	9.6	42	2	18/38T
2002	Donald Driver	70	1,064	15.2	85	9	14/28T
2003	Donald Driver	52	621	11.9	41	2	24/50T
2004	Javon Walker	89	1,382	15.5	79	12	5/8T
2005	Donald Driver	86	1,221	14.2	59	5	5/7T
2006	Donald Driver	92	1,295	14.1	82	8	3/5
2007	Donald Driver	82	1,048	12.8	47	2	9/17T
2008	Greg Jennings	80	1,292	16.2	63	9	7/16T
2009	Donald Driver	70	1,061	15.2	71	6	13/27T
2010	Greg Jennings	76	1,265	16.6	86	12	11/18
2011	Jordy Nelson	68	1,263	18.6	93	15	17/30T
2012	Randall Cobb	80	954	11.9	39	8	11/17
2013	Jordy Nelson	85	1,314	15.5	76	8	6/14T
2014	Jordy Nelson	98	1,519	15.5	80	13	4/7
2015	Randall Cobb	79	829	10.5	53	6	10/22T
2016	Jordy Nelson	97	1,257	13.0	60	14	3/5
2017	Davante Adams	74	885	12.0	55	10	9/19T
2018	Davante Adams	111	1,386	12.5	57	13	5/6T
2019	Davante Adams	83	997	12.0	58	5	11/18T
2020	Davante Adams	115	1,374	11.9	56	18	1/2T
2021	Davante Adams	123	1,553	12.6	59	11	2/2
2022	Allen Lazard	60	788	13.1	47	6	24/51T

## NFC/NFL



Bubba Franks

Year	Player	No	Yds	Avg	LG	TD	Team Rank
1992	Jackie Harris	55	595	10.8	40	2	2
1993	Jackie Harris	42	604	14.4	66	4	3
1994	Ed West	31	377	12.2	26	2	5
1995	Mark Chmura	54	679	12.6	33	7	3
1996	Keith Jackson	40	505	12.6	51	10	2
1997	Mark Chmura	38	417	11.0	32	6	5
1998	Mark Chmura	47	554	11.8	25	4	2
1999	Tyrone Davis	20	204	10.2	33	2	6
2000	Bubba Franks	34	363	10.7	27	1	5
2001	Bubba Franks	36	322	8.9	31	9	4
2002	Bubba Franks	54	442	8.2	20	7	4
2003	Bubba Franks	30	241	8.0	24	4	5
2004	Bubba Franks	34	361	10.6	29	7	5T
2005	Donald Lee	33	294	8.9	27	2	4
2006	Bubba Franks	25	232	9.3	19	0	5
2007	Donald Lee	48	575	12.0	60	6	3
2008	Donald Lee	39	303	7.8	26	5	3
2009	Jermichael Finley	55	676	12.3	62	5	3
2010	Jermichael Finley	21	301	14.3	34	1	6T
	Andrew Quarless	21	238	11.3	23	1	6T
2011	Jermichael Finley	55	767	13.9	41	8	3
2012	Jermichael Finley	61	667	10.9	40	2	3
2013	Andrew Quarless	32	312	9.8	22	2	5
2014	Andrew Quarless	29	323	11.1	34	3	5
2015	Richard Rodgers	58	510	8.8	61	8	2
2016	Jared Cook	30	377	12.6	47	1	5T
	Richard Rodgers	30	271	9.0	22	2	5T
2017	Martellus Bennett	24	233	9.7	33	0	5
2018	Jimmy Graham	55	636	11.6	54	2	2
2019	Jimmy Graham	38	447	11.8	48	3	4
2020	Robert Tonyan	52	586	11.3	45	11	2
2021	Josiah Dequara	25	245	9.8	62	2	7
2022	Robert Tonyan	53	470	8.9	24	2	3

## RECEPTIONS, TIGHT ENDS

Year	Player	No	Yds	Avg	LG	TD	Team Rank
1957	Ron Kramer	28	337	12.0	31	0	2
1958	Steve Meilinger	13	139	10.7	19	1	5
1959	Gary Knafelec	27	384	14.2	38	4	3
1960	Gary Knafelec	14	164	11.7	23	0	5
1961	Ron Kramer	35	559	16.0	53	4	3
1962	Ron Kramer	37	555	15.0	54	7	3
1963	Ron Kramer	32	537	16.8	49	4	3
1964	Ron Kramer	34	551	16.2	55	0	3
1965	Marv Fleming	14	141	10.1	31	2	5
1966	Marv Fleming	31	361	11.6	53	2	3
1967	Marv Fleming	10	126	12.6	19	1	7
1968	Marv Fleming	25	278	11.1	32	3	3T
1969	Marv Fleming	18	226	12.6	23	2	4
1970	John Hilton	25	350	14.0	65	4	3
1971	Rich McGeorge	27	463	17.1	50	4	2
1972	Len Garrett	4	66	16.5	21	0	6T
	Rich McGeorge	4	50	12.5	23	2	6T
1973	Rich McGeorge	16	260	16.3	44	1	3T
1974	Rich McGeorge	30	440	14.7	51	0	4
1975	Rich McGeorge	32	458	14.3	43	1	4
1976	Rich McGeorge	24	278	11.6	28	1	2
1977	Rich McGeorge	17	142	8.4	18	1	5
1978	Rich McGeorge	23	247	10.7	25	1	5
1979	Paul Coffman	56	711	12.7	78	4	1
1980	Paul Coffman	42	496	11.8	25	3	4
1981	Paul Coffman	55	687	12.5	29	4	3
1982	Paul Coffman	23	287	12.5	42	2	3
1983	Paul Coffman	54	814	15.1	74	11	3
1984	Paul Coffman	43	562	13.1	44	9	2
1985	Paul Coffman	49	666	13.6	32	6	2
1986	Dan Ross	17	143	8.4	16	1	8
1987	Ed West	19	261	13.7	40	1	5
1988	Ed West	30	276	9.2	35	3	4
1989	Ed West	22	269	12.2	31	5	6
1990	Ed West	27	356	13.2	50	5	6
1991	Jackie Harris	24	264	11.0	35	3	4

## INTERCEPTIONS

Year	Player	Int	Yards	TD	NFC Rank	NFL Rank
1940	Don Hutson	6	24	0	—	11
1941	Hal Van Every	3	104	1	—	11T
1942	Don Hutson	7	71	0	—	2
1943	Irving Comp.	10	149	1	—	2
1944	Ted Fritsch	6	115	1	—	3T
	Irving Comp.	6	54	0	—	3T
1945	Charley Brock	4	122	2	—	6T
	Don Hutson	4	15	0	—	6T
1946	Herm Rohrig	5	134	0	—	4T
1947	Bob Forte	9	140	1	—	3T
1948	Ted Cook	6	81	0	—	8T
1949	Ted Cook	5	52	0	—	13T
1950	Rebel Steiner	7	190	1	—	10T
1951	John Girard	5	25	0	—	9T
1952	Ace Loomis	4	115	1	—	21T
	Bob Forte	4	50	0	—	21T
	Bobby Dillon	4	35	0	—	21T
1953	Bobby Dillon	9	112	1	—	5T
1954	Bobby Dillon	7	111	1	—	7T
1955	Bobby Dillon	9	153	0	—	2T
1956	Bobby Dillon	7	244	1	—	5T
1957	John Symank	9	198	0	—	4T
	Bobby Dillon	9	180	1	—	4T
1958	Bobby Dillon	6	134	1	—	7T
1959	Bill Forester	2	48	0	—	34T
	John Symank	2	46	0	—	34T
	Bob Freeman	2	22	0	—	34T
	Emilen Tunnell	2	20	0	—	34T
1960	Jesse Whittenon	6	101	0	—	7T
1961	John Symank	5	99	0	—	16T
	Jesse Whittenon	5	98	1	—	16T
	Hank Gremminger	5	54	0	—	16T
	Willie Wood	5	52	0	—	16T
1962	Willie Wood	9	132	0	—	1
1963	Herb Adderley	5	86	0	—	14T
	Willie Wood	5	67	0	—	14T

INTERCEPTIONS continued

Year	Player	Int	Yards	TD	NFC Rank	NFL Rank
1964	Herb Adderley	4	56	0	—	12t
1965	Herb Adderley	6	175	3	—	3t
	Willie Wood	6	65	0	—	3t
1966	Bob Jeter	5	142	2	—	9t
	Dave Robinson	5	60	0	—	9t
1967	Bob Jeter	8	78	0	—	3t
1968	Tom Brown	4	66	0	—	19t
1969	Herb Adderley	5	169	1	—	7t
1970	Willie Wood	7	110	0	2t	5t
1971	Ken Ellis	6	10	0	4t	9t
1972	Ken Ellis	4	106	1	7t	20t
	Willie Buchanan	4	62	0	7t	20t
	Jim Hill	4	37	0	7t	20t
1973	Ken Ellis	3	53	1	24t	41t
	Jim Hill	3	53	0	24t	41t
	Jim Carter	3	44	1	24t	41t
1974	Ted Hendricks	5	74	0	6t	13t
1975	Perry Smith	6	97	0	4t	7t
1976	Johnnie Gray	4	101	1	11t	24t
1977	Steve Luke	4	9	0	15t	29t
	Mike C. McCoy	4	2	0	15t	29t
1978	Willie Buchanan	9	93	1	1t	2t
1979	Johnnie Gray	5	66	0	8t	17t
1980	Johnnie Gray	5	54	0	10t	24t
1981	Maurice Harvey	6	217	0	11t	14t
	Mark Lee	6	50	0	11t	14t
1982	John Anderson	3	22	0	8t	21t
1983	Tim Lewis	5	111	0	12t	23t
	John Anderson	5	54	1	12t	23t
1984	Tom Flynn	9	106	0	1	2
1985	Tim Lewis	4	4	0	22t	39t
1986	Mark Lee	9	33	0	2t	2t
1987	Jim Bob Morris	3	135	0	17t	31t
	Dave Brown	3	16	0	17t	31t
1988	Mark Murphy	5	19	0	7t	13t
1989	Dave Brown	6	12	0	3t	7t
1990	LeRoy Butler	3	42	0	17t	33t
	Jerry Holmes	3	39	0	17t	33t
	Mark Murphy	3	6	0	17t	33t
1991	Chuck Cecil	3	76	0	22t	42t
	Mark Murphy	3	27	0	22t	42t
	LeRoy Butler	3	6	0	22t	42t
1992	Chuck Cecil	4	52	0	9t	22t
1993	LeRoy Butler	6	131	0	2t	7t
1994	Terrell Buckley	5	38	0	5t	10t
1995	LeRoy Butler	5	105	0	10t	15t
1996	Eugene Robinson	6	107	0	2t	4t
1997	LeRoy Butler	5	4	0	6t	10t
1998	Tyrone Williams	5	40	0	5t	14t
1999	Mike McKenzie	6	4	0	3t	6t
2000	Darren Sharper	9	109	0	1	1
2001	Darren Sharper	6	78	0	6t	9t
2002	Darren Sharper	7	233	1	2t	3t
2003	Darren Sharper	5	78	0	6t	17t
2004	Darren Sharper	4	97	2	10t	21t
2005	Al Harris	3	30	1	21t	36t
2006	Charles Woodson	8	61	1	1t	3t
2007	Atari Bigby	5	50	0	4t	9t
2008	Nick Collins	7	295	3	1t	2t
	Charles Woodson	7	169	2	1t	2t
2009	Charles Woodson	9	179	3	1t	1t



Charles Woodson

Year	Player	Int	Yards	TD	NFC Rank	NFL Rank
2010	Tramon Williams	6	87	0	2t	5t
2011	Charles Woodson	7	63	1	1	1t
2012	Casey Hayward	6	81	0	5t	5t
2013	Sam Shields	4	3	0	8t	11t
2014	Casey Hayward	3	113	1	17t	27t
	Tramon Williams	3	2	0	17t	27t
2015	Damarious Randall	3	47	1	10t	24t
	Micha Hyde	3	36	0	10t	24t
	Sam Shields	3	15	0	10t	24t
2016	Ha Ha Clinton-Dix	5	75	0	2t	5t
2017	Damarious Randall	4	35	1	5t	12t
2018	Ha Ha Clinton-Dix	3	25	0	10t	18t
2019	Kevin King	5	54	0	2	4t
2020	Darnell Savage	4	13	0	3t	7t
2021	Rasul Douglas	5	105	2	3t	4t
2022	Jaire Alexander	5	59	0	3t	5t

PUNTING

Year	Player	Gross		NFC/NFL		
		Punts	Avg	LG	Blk	Rank
1939	Clarke Hinkle	43	40.7	65	0	—
1940	Clarke Hinkle	22	37.2	59	0	18
1941	Clarke Hinkle	22	44.5	63	0	—
1942	Lou Brock	32	38.1	52	2	—
1943	Lou Brock	32	36.4	72	1	9
1944	Tony Canadeo	13	36.8	46	0	13
1945	Roy McKay	44	41.2	73	0	1
1946	Roy McKay	64	42.7	64	1	1
1947	Jack Jacobs	57	43.5	74	1	1
1948	Jack Jacobs	69	40.3	78	1	3
1949	Jug Girard	69	39.0	72	3	5
1950	Jug Girard	71	38.2	63	2	13
1951	Jug Girard	52	40.4	66	0	6
1952	Babe Parilli	65	40.7	63	0	10
1953	Clive Rusch	60	37.7	60	0	13
1954	Max McGee	72	41.7	63	0	5
1955	Dick Deschaine	56	43.2	73	0	2
1956	Dick Deschaine	62	42.7	57	0	2
1957	Dick Deschaine	63	42.0	71	2	6
1958	Max McGee	62	42.3	61	0	4
1959	Max McGee	64	42.4	61	1	7
1960	Max McGee	31	41.6	58	1	10
1961	Boyd Dowler	38	44.1	75	0	5
1962	Boyd Dowler	36	43.1	75	0	6
1963	Jerry Norton	51	44.7	61	0	6
1964	Jerry Norton	56	42.2	61	0	11
1965	Don Chandler	74	42.9	90	5	5
1966	Don Chandler	60	40.9	58	0	10
1967	Donny Anderson	65	36.6	63	1	14
1968	Donny Anderson	59	40.0	65	0	9
1969	Donny Anderson	58	40.2	58	0	9
1970	Donny Anderson	81	40.8	62	0	6/15
1971	Donny Anderson	50	40.4	58	0	8/17
1972	Ron Widby	65	41.8	64	2	5/10
1973	Ron Widby	56	43.1	60	0	3/6
1974	Randy Walker	69	38.4	58	0	8/18
1975	David Beverly	66	37.6	55	0	13/24
1976	David Beverly	83	37.0	60	1	12/25
1977	David Beverly	85	39.9	59	1	5/7/7
1978	David Beverly	106	35.5	57	0	15/29
1979	David Beverly	69	40.4	65	0	4/10
1980	David Beverly	86	38.3	55	0	14/26t
1981	Ray Stachowicz	82	40.6	72	2	11/18t
1982	Ray Stachowicz	42	40.2	53	0	11/17
1983	Bucky Scribner	69	41.6	70	1	3/10
1984	Bucky Scribner	85	42.3	61	0	3/8
1985	Joe Prokop	56	39.5	66	0	14/28
1986	Don Bracken	55	40.1	63	2	11/21
1987	Don Bracken	72	40.9	65	1	5/9
1988	Don Bracken	85	38.7	62	1	12/24
1989	Don Bracken	66	40.6	63	0	7/11
1990	Don Bracken	64	38.0	59	1	13/25
1991	Paul McJulien	86	40.4	62	0	10/19t
1992	Bryan Wagner	30	40.7	52	0	NO*
1993	Bryan Wagner	74	42.9	60	0	6t/12t
1994	Craig Henrich	81	41.4	70	0	7t/17t
1995	Craig Henrich	65	42.2	61	2	7/14t
1996	Craig Henrich	68	42.4	65	0	10/20
1997	Craig Henrich	75	45.0	65	0	3/5t
1998	Sean Landeta	65	42.9	72	0	8/20
1999	Louie Aguiar	75	39.4	64	0	13t/28t
2000	Josh Bidwell	78	38.5	53	0	14/29t
2001	Josh Bidwell	82	42.5	68	0	7/13
2002	Josh Bidwell	79	41.7	57	0	10/16
2003	Josh Bidwell	69	41.7	60	0	6/14
2004	Bryan Barker	66	40.1	64	0	14/27
2005	B.J. Sander	64	39.2	53	0	15/30
2006	Jon Ryan	84	44.5	66	0	7/9

## PUNTING continued

Year	Player	Gross			NFC/NFL	
		Punts	Avg	LG	Bk	Rank
2007	Jon Ryan	60	44.4	72	2	5/9
2008	Derrick Frost	48	42.1	65	0	11/23
2009	Jeremy Kapinos	66	43.8	58	1	8/16
2010	Tim Masthay	71	43.9	62	0	7/14
2011	Tim Masthay	55	45.6	71	0	6/15
2012	Tim Masthay	70	43.5	65	1	13/27
2013	Tim Masthay	64	44.6	62	0	11/22
2014	Tim Masthay	49	44.1	63	2	12/26
2015	Tim Masthay	41	43.9	62	0	12/25
2016	Jacob Schum	56	43.2	65	0	13/27
2017	Justin Vogel	71	44.4	62	0	10/23
2018	JK Scott	71	44.7	67	1	13/22
2019	JK Scott	77	44.0	66	0	15/30
2020	JK Scott	46	45.5	62	1	10/23
2021	Corey Bojorquez	53	46.5	82	0	7/12
2022	Pat O'Donnell	52	44.5	72	2	15/28

## PUNT RETURNS

Year	Player	Ret	Yds	Avg	LG	TD	NFC/NFL	
							Rank	Rank
1941	Andy Uram	7	121	17.3	90t	1	—	—
1942	Tony Canadeo	7	76	10.9	26	0	—	—
1943	Joe Laws	10	84	8.4	19	0	7	—
1944	Joe Laws	15	118	7.9	23	0	7	—
1945	Joe Laws	12	78	6.5	21	0	10	—
1946	Bob Nussbaumer	12	98	8.2	21	0	11	—
1947	Jim Gillette	11	168	15.3	26	0	8	—
1948	Fred Provo	18	208	11.6	40	0	9	—
1949	Ralph Earhart	14	161	11.5	57t	1	14	—
1950	Billy Grimes	29	555	19.1	85t	2	0	—
1951	Billy Grimes	16	100	6.3	26	0	20	—
1952	Billy Grimes	18	179	9.9	72	0	11	—
1953	Al Carmichael	20	199	10.0	52	0	2	—
1954	Veryl Switzer	26	314	12.1	93t	1	1	—
1955	Veryl Switzer	24	158	6.6	38	0	8	—
1956	Al Carmichael	21	165	7.9	22	0	6	—
1957	Al Carmichael	25	190	7.6	48	0	2	—
1958	Jim Shanley	14	105	7.5	26	0	7	—
1959	Lew Carpenter	13	150	11.5	51	0	2	—
1960	Willie Wood	16	106	6.6	33	0	7	—
1961	Willie Wood	14	225	16.1	72t	2	1	—
1962	Willie Wood	23	273	11.9	65	0	2	—
1963	Willie Wood	19	169	8.9	41	0	10	—
1964	Willie Wood	19	252	13.3	64	0	2	—
1965	Willie Wood	13	38	2.9	14	0	14	—
1966	Willie Wood	22	82	3.7	13	0	11	—
1967	Donny Anderson	9	98	10.9	43	0	3	—
1968	Tom Brown	16	111	6.9	52t	1	10	—
1969	Elijah Pitts	16	60	3.8	10	0	10	—
1970	Willie Wood	11	58	5.3	12	0	10*	—
1971	Ken Ellis	22	107	4.9	30	0	11/24	—
1972	Ken Ellis	14	215	15.4	80t	1	1/1	—
1973	Jon Stagers	19	90	4.7	26	0	13/28	—
1974	Steve Odom	15	191	12.7	95t	1	5/11t	—
1975	Willard Harrell	21	136	6.5	25	0	16/26	—
1976	Johannie Gray	37	307	8.3	27	0	11/21	—
1977	Willard Harrell	28	253	9.0	75t	1	5/16	—
1978	Steve Odom	33	298	9.0	48	0	5/11	—
1979	Steve Odom	15	80	5.3	29	0	12/26	—
1980	Ron Cassidy	17	139	8.2	20	0	11t/19t	—
1981	Mark Lee	20	187	9.4	34t	1	6/11	—
1982	Phillip Epps	20	150	7.5	95	0	9/19	—
1983	Phillip Epps	36	324	9.0	90t	1	6/13	—
1984	Phillip Epps	29	199	6.9	30t	0	11/22t	—
1985	Walter Stanley	14	179	12.8	27	0	10*	—

Willie Wood

Year	Player	Ret	Yds	Avg	LG	TD	NFC/NFL	
							Rank	Rank
1986	Walter Stanley	33	316	9.6	83t	1	4/7	—
1987	Walter Stanley	28	173	6.2	48	0	12/22	—
1988	Ron Pitts	9	93	10.3	63t	1	10*	—
1989	Jeff Query	30	247	8.2	15	0	11/15	—
1990	Jeff Query	32	308	9.6	25	0	4/6t	—
1991	Vai Sikahema	26	239	9.2	62	0	6/10	—
1992	Terrell Buckley	21	211	10.0	58t	1	5/10t	—
1993	Mike Prior	17	194	11.4	24	0	10*	—
1994	Robert Brooks	40	352	8.8	85t	1	7/14	—
1995	Charles Jordan	21	213	10.1	18	0	5/10t	—
1996	Desmond Howard	58	875	15.1	92t	3	1/1	—
1997	Bill Schroeder	33	342	10.4	46	0	8/15t	—
1998	Roell Preston	44	398	9.0	71t	1	9/18	—
1999	Desmond Howard	12	93	7.8	20	0	10*	—
2000	Allen Rossum	29	248	8.6	43	0	8t/16t	—
2001	Antonio Freeman	17	114	6.7	29	0	10*	—
2002	Darrien Gordon	35	180	5.1	27	0	14/24	—
2003	Antonio Chatman	33	277	8.4	33	0	9/20	—
2004	Antonio Chatman	32	245	7.7	28	0	8/19	—
2005	Antonio Chatman	45	381	8.5	85t	1	7/12t	—
2006	Charles Woodson	41	363	8.9	40	0	8/19	—
2007	Charles Woodson	33	268	8.1	34	0	7/16	—
2008	Will Blackmon	36	398	11.1	76t	2	4/9	—
2009	Jordy Nelson	17	90	5.3	14	0	10*	—
2010	Tramm Williams	41	326	8.0	52	0	10/19	—
2011	Randall Cobb	26	295	11.3	80t	1	4/7	—
2012	Randall Cobb	21	292	9.4	75t	1	5/14	—
2013	Micha Hyde	24	296	12.3	93t	1	3/5	—
2014	Micha Hyde	14	221	15.8	75t	2	10*	—
2015	Micha Hyde	27	157	5.8	16	0	12/24	—
2016	Micha Hyde	11	64	5.8	19	0	10*	—
2017	Trevor Davis	24	289	12.0	65	0	3/3	—
2018	Tramm Williams	12	83	6.9	23	0	10*	—
2019	Tyler Ervin	11	106	9.6	18	0	10*	—
2020	Tyler Ervin	5	20	4.0	11	0	10*	—
2021	Amari Rodgers	20	166	8.3	20	0	10*	—
2022	Amari Rodgers	20	139	7.0	20	0	10*	—

\* — Did not qualify for league leaders

## KICKOFF RETURNS

Year	Player	Ret	Yds	Avg	LG	TD	NFC/NFL	
							Rank	Rank
1941	Tony Canadeo	4	110	27.5	55	0	—	—
1942	Andy Uram	8	208	26.0	98t	1	—	—
1943	Tony Canadeo	10	242	24.2	43	0	6	—
1944	Ted Fritsch	11	288	26.2	44	0	2	—
1945	Ted Fritsch	8	279	34.9	79	0	5	—
1946	Tony Canadeo	6	163	27.2	38	0	5	—
1947	Ed Cody	10	269	26.9	39	0	15	—
1948	Ed Smith	12	287	23.7	36	0	8	—
1949	Jack Kirby	14	315	22.5	34	0	10	—
1950	Tony Canadeo	16	411	25.7	48	0	10	—
1951	Don Moselle	20	547	27.4	44	0	4	—
1952	Billy Grimes	18	422	23.4	34	0	15	—
1953	Al Carmichael	26	641	24.7	43	0	8	—
1954	Al Carmichael	19	531	27.9	49	0	3	—
1955	Al Carmichael	14	418	29.9	100t	1	1	—
1956	Al Carmichael	33	927	28.1	106t	1	3	—
1957	Don McIlhenny	14	362	25.9	53	0	6	—
1958	Al Carmichael	29	700	24.1	60	0	5	—
1959	John Symank	14	338	24.1	39	0	5	—
1960	Tom Moore	12	397	33.1	84	0	1	—
1961	Tom Moore	15	409	27.3	60	0	7	—
1962	Herb Adderley	15	418	27.9	103t	1	3	—
1963	Herb Adderley	20	597	29.9	98t	1	3	—
1964	Tom Moore	16	431	26.9	55	0	5	—
1965	Tom Moore	15	361	24.1	52	0	15	—
1966	Donny Anderson	23	533	23.2	61	0	15	—
1967	Travis Williams	18	739	41.1	104t	4	1	—
1968	Herb Adderley	14	331	23.6	50	0	11	—
1969	Dave Hampton	22	582	26.5	87t	1	5	—
1970	Larry Krause	18	513	28.5	100t	1	3/7	—
1971	Dave Hampton	46	1,314	28.6	90t	1	3/3	—
1972	Ike Thomas	21	572	27.2	89	0	5/7	—
1973	Ike Thomas	23	527	22.9	34	0	9t/22t	—
1974	Steve Odom	31	713	23.0	52	0	14/25	—
1975	Steve Odom	42	1,034	24.6	93t	1	6/11	—
1976	Mike C. McCoy	18	457	25.4	65	0	4/9t	—
1977	Steve Odom	23	468	20.3	37	0	17/30	—
1978	Steve Odom	25	677	27.1	95t	1	1/1	—
1979	Aundra Thompson	15	346	23.1	100t	1	10*	—
1980	Mark Lee	30	589	19.6	35	0	15t/28t	—
1981	Mark Lee	14	270	19.3	31	0	19/40	—
1982	Del Rodgers	20	436	21.8	76	0	11/21	—
1983	Harlan Huckleby	41	757	18.5	57	0	17/37	—
1984	Del Rodgers	39	843	21.6	97t	1	6/14	—
1985	Gary Elerson	29	521	18.0	32	0	15/32	—
1986	Walter Stanley	28	559	20.0	55	0	9/22t	—



KICKOFF RETURNS continued

Year	Player	Ret	Yds	Avg	LG	TD	Rank
1987	Brent Fullwood	24	510	21.3	46	0	9/13
1988	Brent Fullwood	21	421	20.0	31	0	9/22
1989	Vince Workman	33	547	16.6	46	0	16/31
1990	Charles Wilson	35	798	22.8	36	0	3/5
1991	Charles Wilson	23	522	22.7	82t	1	3t/5t
1992	Corey Harris	23	485	21.1	50	0	11/14t
1993	Robert Brooks	23	611	26.6	95t	1	1/1
1994	Corey Harris	29	618	21.3	59	0	12/23t
1995	Antonio Freeman	24	556	23.2	45	0	5/14
1996	Desmond Howard	22	460	20.9	40	0	17/34
1997	Bill Schroeder	24	562	23.4	40	0	8t/14t
1998	Roel Preston	57	1,497	26.3	101t	2	3/6
1999	Basil Mitchell	21	464	22.1	88t	1	10t/20t
2000	Allen Rossum	50	1,288	25.8	92t	1	3/4
2001	Allen Rossum	23	431	18.7	27	0	16/34
2002	Javon Walker	35	769	22.0	55	0	15/25
2003	Najeh Davenport	16	505	31.6	60	0	NO*
2004	Robert Ferguson	21	526	25.0	71	0	4/7
2005	ReShard Lee	15	319	21.3	35	0	NO*
2006	Vernand Morency	31	670	21.6	35	0	16t/30t
2007	Koren Robinson	25	596	23.8	67	0	11t/20t
2008	Will Blackmon	55	1,157	21.0	45	0	19/34
2009	Jordy Nelson	25	635	25.4	54	0	6/11
2010	Jordy Nelson	22	496	22.5	51	0	11/24
2011	Randall Cobb	34	941	27.7	108t	1	1/2
2012	Randall Cobb	38	964	25.4	46	0	6/12
2013	Micah Hyde	22	531	24.1	70	0	6/14
2014	DuJuan Harris	22	456	20.7	41	0	11/20
2015	Jeff Janis	14	406	29.0	70	0	NO*
2016	Ty Montgomery	18	366	20.3	40	0	NO*
2017	Trevor Davis	31	707	22.8	34	0	4/8
2018	Ty Montgomery	10	210	21.0	27	0	NO*
2019	Tremont Smith	13	303	23.3	36	0	NO*
2020	Darius Shepherd	11	227	20.6	30	0	NO*
2021	Amari Rodgers	11	199	18.1	27	0	NO*
2022	Keisean Nixon	35	1,009	28.8	105t	1	1/2

\* — Did not qualify for league leaders

TOTAL TACKLES

Year	Player	TI	Solo	Ast	FF	FR
1975	Johnnie Gray	123	70	53	1	4
1976	Johnnie Gray	119	95	24	1	3
1977	Jim Carter	157	121	36	1½	0
1978	Steve Luke	150	133	17	4	2
1979	Rich Wingo	166	151	15	3	1
1980	Mike Douglass	165	122	43	3	2
1981	Mike Douglass	180	146	34	7	3
1982	George Cumbly	94	69	25	2	1
1983	Mike Douglass	162	127	35	4	4
1984	Mark Murphy	116	94	22	0	1
1985	Randy Scott	151	98	53	2	2
1986	Brian Noble	113	82	31	1	0
1987	Brian Noble	89	76	13	0	5
1988	Tim Harris	111	83	28	2	0
	Mark Murphy	111	86	25	1	4
1989	Brian Noble	138	71	67	1	1
1990	Mark Murphy	128	103	25	1	0
1991	Brian Noble	121	64	57	1	1
1992	Johnny Holland	117	80	37	1	2
1993	Johnny Holland	145	97	48	2	2
1994	George Koonce	119	78	41	1	2
1995	LeRoy Butler	117	97	20	1	0
1996	George Koonce	117	76	41	0	1
1997	Bernardo Harris	119	86	33	0	0
1998	Bernardo Harris	121	79	42	0	0
1999	Darren Sharper	113	84	29	0	1
2000	Bernardo Harris	132	85	47	1	0
2001	Bernardo Harris	130	81	49	2	3
2002	Nate Wayne	132	94	38	3	2
2003	Nick Barnett	134	95	39	0	1
2004	Nick Barnett	162	116	46	0	1
2005	Nick Barnett	194	128	66	1	3
2006	A.J. Hawk	155	115	43	1	2
2007	Nick Barnett	165	109	56	0	1
2008	A.J. Hawk	121	84	37	0	0
2009	Nick Barnett	122	96	26	0	0
2010	A.J. Hawk	134	97	37	0	1
2011	Desmond Bishop	142	109	33	2	0
2012	A.J. Hawk	142	105	37	0	0
2013	A.J. Hawk	153	112	41	1	1
2014	Morgan Burnett	125	99	26	1	1
2015	Ha Ha Clinton-Dix	117	97	20	1	0
2016	Morgan Burnett	92	78	14	0	1
2017	Blake Martinez	158	107	51	1	2
2018	Blake Martinez	147	103	44	0	0
2019	Blake Martinez	203	127	76	1	0
2020	Adrian Amos	83	65	18	0	1
2021	DeVondre Campbell	145	101	44	2	1
2022	Quay Walker	119	73	46	3	1

SACKS

Below official NFL statistic in 1982

Year	Player	Sacks	NFC Rank	NFL Rank
1972	Clarence Williams	9	NA	NA
1973	Mike P. McCoy	6	NA	NA
1974	Clarence Williams	6	NA	NA
1975	Dave Pureifory	11	NA	NA
1976	Mike P. McCoy	8½	NA	NA
	Alden Roche	8½	NA	NA
1977	Dave Pureifory	8	NA	NA
	Dave Roller	8	NA	NA
1978	Ezra Johnson	20½	NA	NA
1979	Bob Barber	6	NA	NA
	Ezra Johnson	6	NA	NA
1980	Mike Butler	9	NA	NA
	Ezra Johnson	9	NA	NA
1981	Mike Butler	10½	NA	NA
1982	Ezra Johnson	5½	13t	21t
1983	Ezra Johnson	14½	3	7
1984	Mike Douglass	9	21	37t
1985	Ezra Johnson	9½	19	30
1986	Tim Harris	8	18t	34t
1987	Tim Harris	7	16t	25t
1988	Tim Harris	13½	5	5
1989	Tim Harris	19½	2	2
1990	Tim Harris	7	21t	40t
1991	Tony Bennett	13	3t	6t
1992	Tony Bennett	13½	6t	13t
1993	Reggie White	13	11	4t
1994	Sean Jones	10½	5t	10t
1995	Reggie White	12	3	6t
1996	Reggie White	8½	17	26
1997	Reggie White	11	7	10
1998	Reggie White	16	1	2
1999	Keith McKenzie	8	15t	30t
2000	John Thierry	6½	20t	42t
2001	Kabeer Gbaja-Biamila	13½	3t	4t
2002	Kabeer Gbaja-Biamila	12	4t	6t
2003	Kabeer Gbaja-Biamila	10	6t	13t
2004	Kabeer Gbaja-Biamila	13½	2	3
2005	Kabeer Gbaja-Biamila	8	11t	24t
2006	Aaron Kampman	15½	1	2
2007	Aaron Kampman	12	6	11t
2008	Aaron Kampman	9½	7	13
2009	Clay Matthews	10	8	11t
2010	Clay Matthews	13½	2	4
2011	Clay Matthews	6	26t	49t
2012	Clay Matthews	13	2	5
2013	Clay Matthews	7½	22t	40t
2014	Clay Matthews	11	5	12t
2015	Julius Peppers	10½	4t	12t
2016	Nick Perry	11	5t	8t
2017	Clay Matthews	7½	18t	36t
2018	Kyler Fackrell	10½	10t	17t
2019	Za'Darius Smith	13½	5	6
2020	Za'Darius Smith	12½	3t	4t
2021	Rashan Gary	9½	10t	18t
2022	Preston Smith	8½	16t	27t



A.J. Hawk

Year	Total Offense			Rushing				Net Passing						
	Plays	Yards	Y/G	Att	Yards	Y/G	TD	Att	Cmp	Pct	Yards	Y/G	TD	Int
1932	568	2131	163.92	434	1333	95.21	7	134	48	35.8	798	61.38	9	14
1933	705	2702	207.85	487	1513	116.38	13	209	89	42.6	1186	91.23	6	18
1934	654	2340	180.00	456	1183	91.00	8	197	74	37.6	1165	89.62	10	19
1935	682	3021	251.75	447	1562	130.17	7	230	93	40.4	1449	131.73	11	27
1936	750	3323	276.92	490	1664	138.67	11	255	108	42.4	1629	148.09	17	19
1937	702	3201	291.00	483	1786	162.36	10	216	95	44.0	1398	127.09	16	26
1938	665	3037	276.09	454	1571	142.82	9	210	91	43.3	1466	133.27	20	20
1939	748	3445	313.18	500	1574	143.09	13	248	101	40.7	1871	170.09	14	15
1940	746	3400	309.09	463	1604	145.82	10	283	118	41.7	1796	163.27	18	26
1941	721	3294	299.45	467	1550	140.91	13	253	133	52.6	1731	157.36	17	13
1942	755	3790	344.55	422	1374	124.91	10	330	172	52.1	2407	218.82	28	18
1943	652	3351	335.10	397	1442	144.20	13	253	114	45.1	1909	190.90	21	19
1944	651	3024	302.40	395	1517	151.70	16	253	105	41.5	1471	147.10	15	24
1945	596	2869	286.90	377	1325	132.50	15	218	81	37.2	1536	153.60	14	24
1946	741	2618	238.00	560	1765	160.45	12	178	54	30.3	841	76.45	4	18
1947	763	3769	314.08	510	2149	179.08	14	253	112	44.3	1620	135.00	17	19
1948	721	2842	236.83	446	1759	146.58	11	274	109	39.8	1071	89.25	8	29
1949	802	3119	259.92	503	2061	171.75	7	299	91	30.4	1058	88.17	5	29
1950	765	3210	267.50	398	1706	142.17	15	367	140	38.1	1504	125.33	14	37
1951	791	3753	312.75	413	1196	99.67	8	478	231	48.3	2557	213.08	26	29
1952	742	3859	321.58	505	1485	123.75	11	337	161	47.8	2374	197.83	26	25
1953	776	3220	268.33	424	1665	138.75	14	352	147	41.8	1555	129.58	9	34
1954	733	3487	290.58	321	1328	110.67	13	412	195	47.3	2159	179.92	14	19
1955	781	3662	305.17	433	1883	156.92	11	348	159	45.7	1779	148.25	17	19
1956	690	3819	318.25	337	1421	118.42	13	353	171	48.4	2398	199.83	21	18
1957	705	3232	269.33	380	1441	120.08	13	325	157	48.3	1791	149.25	12	23
1958	693	3241	270.08	345	1421	118.42	7	348	161	46.3	1820	151.67	15	27
1959	689	3739	311.58	421	1907	158.92	15	268	128	47.8	1832	152.67	16	17
1960	742	4025	335.42	463	2150	179.17	29	279	137	49.1	1875	156.25	9	13
1961	780	4714	392.83	474	2350	195.83	27	306	177	57.8	2364	197.00	18	16
1962	829	4791	342.21	518	2460	175.71	36	311	187	60.1	2331	166.50	14	13
1963	869	4781	341.50	504	2248	160.57	22	345	179	51.9	2533	180.93	22	21
1964	863	4381	312.93	495	2276	162.57	23	321	186	57.9	2105	150.36	16	6
1965	781	3601	257.21	432	1488	106.29	14	306	166	54.2	2113	150.93	19	14
1966	824	4275	305.36	475	1673	119.50	18	318	193	60.7	2602	185.86	18	5
1967	846	4279	305.64	474	1915	136.79	18	331	182	55.0	2364	168.86	15	27
1968	809	4024	287.43	450	1749	124.93	12	318	188	59.1	2275	162.50	21	15
1969	785	4068	290.57	432	1692	120.86	11	319	182	57.1	2376	169.71	20	17
1970	847	3409	243.50	453	1595	113.93	8	351	177	50.4	1814	129.57	11	24
1971	772	3914	279.57	500	2229	159.21	18	254	121	47.6	1685	120.36	12	24
1972	798	3539	252.79	544	2127	151.93	17	237	101	42.6	1412	100.86	7	9
1973	809	3256	232.57	527	1973	140.93	10	255	119	46.7	1283	91.64	7	17
1974	884	3607	257.64	482	1571	112.21	10	385	187	48.6	2036	145.43	5	21
1975	867	3619	258.50	431	1547	110.50	14	394	212	53.8	2072	148.00	11	22
1976	883	3452	246.57	485	1722	123.00	15	357	164	45.9	1732	123.57	10	22
1977	828	3212	229.43	469	1464	104.57	5	327	164	50.2	1748	124.86	6	21
1978	944	4107	256.69	550	2023	126.44	16	357	180	50.4	2084	130.25	11	18
1979	974	4542	283.88	483	1861	116.31	14	444	240	54.1	2681	167.56	15	22
1980	1047	5097	318.56	493	1806	112.88	13	511	289	56.6	3291	205.69	15	29
1981	1044	4859	303.69	478	1670	104.38	11	514	286	55.6	3189	199.31	24	24
1982	578	2910	323.33	283	1081	120.11	12	267	143	53.6	1829	203.22	12	15
1983	1007	6172	385.75	439	1807	112.94	15	526	311	59.1	4365	272.81	33	32
1984	1009	5449	340.56	461	2019	126.19	18	506	281	55.5	3430	214.38	30	30
1985	1031	5371	335.69	470	2208	138.00	16	513	267	52.0	3163	197.69	21	27
1986	1026	5061	316.31	424	1614	100.88	8	565	305	54.0	3447	215.44	18	27
1987	964	4482	298.80	464	1801	120.07	13	455	234	51.4	2681	178.73	15	17
1988	1018	4664	291.50	385	1379	86.19	14	582	319	54.8	3285	205.31	13	24
1989	1045	5780	361.25	397	1732	108.25	13	600	354	59.0	4048	253.00	27	20
1990	953	4675	292.19	350	1369	85.56	5	541	302	55.8	3306	206.63	20	21
1991	940	4332	270.75	381	1389	86.81	12	514	272	52.9	2943	183.94	17	19
1992	990	4785	299.06	420	1555	97.19	7	527	340	64.5	3230	201.88	20	15
1993	1006	4750	296.88	448	1619	101.19	14	528	322	61.0	3131	195.69	19	24
1994	1059	5316	322.25	417	1543	96.44	11	609	375	61.6	3773	235.81	33	14
1995	1036	5750	359.38	410	1428	89.25	9	593	372	62.7	4322	270.13	39	15
1996	1053	5475	342.19	485	1838	114.88	9	548	328	59.9	3637	227.31	39	13
1997	1008	5614	350.28	459	1909	119.31	9	523	309	59.1	3705	231.56	35	16
1998	1036	5636	352.85	447	1526	95.38	7	575	361	62.8	4110	256.88	33	23
1999	1027	5419	338.69	386	1519	94.94	13	605	344	56.9	3900	243.75	23	23
2000	1038	5321	332.56	404	1643	102.69	13	600	348	58.0	3678	229.88	21	16
2001	942	5463	341.44	410	1693	105.81	11	510	314	61.2	3770	235.63	32	15
2002	1058	5560	347.50	451	1933	120.81	12	580	361	62.2	3627	226.69	29	16
2003	999	5798	362.38	507	2558	159.88	18	473	310	65.5	3240	202.50	32	21
2004	1053	6357	397.31	441	1908	119.25	9	598	382	63.9	4449	278.06	36	19
2005	1051	5118	319.88	398	1352	84.50	11	626	383	61.2	3766	235.38	20	18
2006	1085	5458	341.13	431	1663	103.94	9	630	350	55.6	3795	237.19	18	30
2007	985	5931	370.69	388	1597	99.82	13	578	383	66.3	4334	270.88	30	15
2008	1012	5618	351.13	437	1805	112.81	11	541	343	63.4	3813	238.31	28	13
2009	1042	6065	379.06	438	1885	117.81	20	553	357	64.6	4180	261.25	30	8
2010	1000	5730	358.13	421	1606	100.38	11	541	352	65.1	4124	257.75	31	13
2011	988	6482	405.13	395	1558	97.38	12	552	376	68.1	4924	307.75	51	8
2012	1042	5751	359.44	433	1702	106.38	9	558	374	67.0	4049	253.06	40	8
2013	1074	6404	400.25	459	2136	133.50	17	570	366	64.2	4268	266.75	25	16
2014	1001	6178	386.13	435	1917	119.81	14	536	349	65.1	4261	266.31	38	6
2015	1056	5353	334.56	436	1850	115.63	8	573	348	60.7	3503	218.94	31	8
2016	1029	5900	368.75	374	1701	106.31	11	620	403	65.7	4199	262.44	40	8
2017	999	4891	305.69	386	1724	107.75	13	562	352	62.6	3167	197.94	25	18
2018	1026	5905	369.06	333	1667	104.19	14	640	392	61.3	4238	264.88	25	4
2019	1020	5528	345.50	411	1795	112.19	18	573	356	62.1	3733	233.31	26	4
2020	990	6224	389.00	443	2118	132.38	16	526	372	70.7	4106	256.63	48	5
2021	1072	6215	365.59	446	1900	111.76	13	593	402	67.8	4315	253.82		

Year	Total Defense			Rushing			Net Passing							
	Plays	Yards	Y/G	Att	Yards	Y/G	TD	Att	Cmp	Pct	Yards	Y/G	TD	Int
1933	629	1929	148.38	442	1210	93.08	4	179	48	26.8	711	54.69	7	30
1934	699	2334	179.54	517	1564	120.31	9	172	56	32.6	686	52.77	3	25
1935	649	2091	174.25	448	1219	101.58	6	190	61	32.1	837	76.09	11	27
1936	713	2664	222.00	479	1494	124.50	5	227	81	35.7	1170	106.36	7	31
1937	603	2299	209.00	400	1184	107.64	8	197	70	35.5	1115	101.36	7	22
1938	613	2594	235.82	372	1206	109.64	8	232	92	39.7	1343	122.09	5	22
1939	575	2770	251.82	323	1165	105.91	12	239	106	44.4	1602	145.64	9	26
1940	639	2532	230.18	387	1040	94.55	9	252	98	38.9	1492	135.64	9	40
1941	604	2586	235.09	356	1221	111.00	10	233	104	44.6	1343	122.09	8	25
1942	622	3076	279.64	376	1559	141.73	17	242	100	41.3	1471	133.73	8	33
1943	607	2707	270.70	350	1112	111.20	9	242	111	45.9	1420	142.00	16	42
1944	592	2417	241.70	357	1130	113.00	10	227	89	39.4	1229	122.90	10	29
1945	628	3116	311.60	388	1349	134.90	16	231	111	48.1	1708	170.80	9	24
1946	581	2660	241.82	367	1372	124.73	15	214	94	43.9	1288	117.09	8	24
1947	712	3206	267.17	433	1606	133.83	13	277	122	44.0	1600	133.33	14	30
1948	802	3667	305.58	537	2153	179.42	21	260	134	51.5	1514	126.17	13	29
1949	800	3956	329.67	501	2077	173.08	20	292	138	47.3	1879	156.58	15	20
1950	801	4473	372.75	422	1885	157.08	24	379	185	48.8	2588	215.67	24	27
1951	809	4470	372.50	496	2152	179.33	22	313	157	50.2	2318	193.17	25	22
1952	755	3269	272.42	415	1507	125.58	16	340	162	47.6	1762	146.83	17	22
1953	719	3851	320.92	407	1746	145.50	24	312	144	46.2	2105	175.42	15	28
1954	777	4350	362.50	403	1871	155.92	13	374	208	55.6	2479	206.58	17	19
1955	734	3862	321.83	475	2174	181.17	18	259	118	45.6	1688	140.67	13	31
1956	772	4710	392.50	512	2619	218.25	21	260	144	55.4	2091	174.25	17	21
1957	776	4197	349.75	462	2159	179.92	18	314	153	48.7	2038	169.83	18	30
1958	763	4615	384.58	427	2040	170.00	24	336	175	52.1	2575	214.58	24	13
1959	759	3552	296.00	430	1770	147.50	14	329	169	51.4	1782	148.50	14	14
1960	715	3442	286.83	350	1285	107.08	7	365	192	52.6	2157	179.75	19	22
1961	826	4051	337.58	412	1694	141.17	12	414	218	52.7	2357	196.42	13	29
1962	759	3277	273.07	404	1531	109.36	4	355	187	52.7	1746	142.71	10	31
1963	845	3599	295.07	428	1586	113.29	11	378	180	47.6	2013	143.79	9	22
1964	780	3179	272.07	417	1532	109.43	15	318	173	54.4	1647	117.64	11	16
1965	907	3969	283.50	480	1988	142.00	10	383	187	48.8	1981	141.50	11	27
1966	883	3603	257.36	446	1644	117.43	9	390	202	51.8	1959	139.93	7	28
1967	809	3300	235.71	443	1923	137.36	7	337	155	46.0	1377	98.36	13	26
1968	831	3596	256.86	476	1800	128.57	11	327	157	48.0	1796	128.29	14	17
1969	881	3827	273.36	485	1982	141.57	7	360	177	49.2	1845	131.79	13	19
1970	854	4055	289.64	453	1829	130.64	14	369	177	48.0	2226	159.00	13	20
1971	861	4008	286.29	489	1707	121.93	7	353	186	52.7	2301	164.36	21	16
1972	812	3474	248.14	443	1517	108.36	14	340	174	51.2	1957	139.79	7	17
1973	858	3821	272.93	506	1999	142.79	13	327	180	56.0	1822	130.14	14	15
1974	876	3641	260.07	465	1641	117.21	10	383	188	49.1	2000	142.86	10	23
1975	981	4511	322.21	580	2339	167.07	14	369	192	52.0	2172	155.14	13	14
1976	943	4123	294.50	546	2288	163.43	17	354	196	55.4	1835	131.07	13	11
1977	938	4033	288.07	582	2314	165.29	16	319	186	58.3	1719	122.79	10	13
1978	1131	4963	310.19	620	2439	152.44	19	463	254	54.9	2524	157.75	16	27
1979	1114	5647	352.94	639	2885	180.31	14	440	249	56.6	2762	172.63	21	18
1980	1059	5782	361.38	565	2399	149.94	19	460	259	56.3	3383	211.44	19	13
1981	1087	5185	324.06	546	2098	131.13	21	505	284	56.2	3087	192.94	18	30
1982	622	2707	300.78	275	932	103.56	9	327	177	54.1	1775	197.22	9	12
1983	1156	6403	400.19	597	2641	165.06	28	518	300	57.9	3762	235.13	20	19
1984	1140	5291	330.69	545	2145	134.06	14	551	315	57.2	3146	196.63	16	27
1985	1051	5173	323.31	494	2047	127.94	17	509	295	58.0	3126	195.38	22	15
1986	1041	5015	313.44	565	2095	130.94	16	448	267	59.6	2920	182.50	31	20
1987	1024	4923	328.20	521	1920	128.00	15	469	279	59.5	3003	200.20	14	18
1988	1018	4843	302.69	514	2110	131.88	17	474	256	54.0	2733	170.81	12	20
1989	970	5347	334.19	460	2008	125.50	15	476	302	63.4	3339	208.69	22	25
1990	981	5442	340.13	475	2059	128.69	16	479	256	53.4	3383	211.44	20	16
1991	1033	4812	300.75	457	1546	96.63	10	531	305	57.4	3266	204.13	20	15
1992	923	5098	318.63	406	1821	113.81	12	483	277	57.3	3277	204.81	16	15
1993	999	4482	280.13	424	1582	98.88	6	529	290	54.8	2900	181.25	16	18
1994	1023	4764	297.75	381	1363	85.19	9	605	337	55.7	3401	212.56	20	21
1995	1029	5155	322.19	374	1515	94.69	12	616	351	57.0	3640	227.50	25	13
1996	981	4156	259.75	400	1416	88.50	7	544	283	52.0	2740	171.25	12	26
1997	1047	4827	301.69	443	1876	117.25	16	563	288	51.2	2951	184.44	10	21
1998	980	4507	281.69	390	1442	90.13	23	540	296	54.8	3065	191.56	23	13
1999	1040	5309	331.81	472	1804	112.75	16	538	304	56.5	3505	219.06	20	26
2000	1012	5069	316.81	417	1618	101.13	7	557	307	55.1	3451	215.69	28	21
2001	1041	4937	308.56	406	1769	110.56	10	583	341	58.5	3168	198.00	14	20
2002	987	4985	311.56	413	1998	124.88	14	531	287	54.0	2987	186.69	24	24
2003	1036	5101	318.81	413	1701	106.31	10	589	326	55.3	3400	212.50	18	21
2004	967	5541	346.31	409	1878	117.38	12	518	314	60.6	3663	228.94	33	8
2005	969	4690	293.13	504	2010	112.60	10	430	252	58.6	2680	167.50	22	10
2006	1002	5134	320.88	441	1825	114.06	12	515	286	55.5	3309	206.81	25	23
2007	994	5013	313.31	424	1647	102.94	6	534	295	55.2	3366	210.38	23	19
2008	1003	5349	334.31	458	2105	131.56	20	518	287	55.4	3244	202.75	22	22
2009	948	4551	284.44	371	1333	83.31	5	540	294	54.4	3218	201.13	29	30
2010	969	4945	309.06	395	1838	114.88	6	527	296	56.2	3107	194.19	16	24
2011	1049	6585	411.56	383	1789	111.81	10	637	390	61.2	4796	299.75	29	31
2012	1033	5388	336.75	418	1896	118.50	12	568	313	55.1	3492	218.25	24	18
2013	1015	5956	372.25	432	2000	125.00	16	539	332	61.6	3956	247.25	30	11
2014	1054	5542	346.38	449	1919	119.94	11	564	333	59.0	3623	226.44	26	18
2015	1014	5547	346.69	420	1905	119.06	13	551	321	58.3	3642	227.63	20	16
2016	987	5823	363.94	376	1515	94.69	11	517	370	64.8	4308	269.25	32	17
2017	1014	5582	348.88	464	1793	112.06	10	513	348	67.8	3789	236.81	30	11
2018	1017	5670	354.38	446	1918	119.88	15	527	336	63.8	3752	234.50	30	7
2019	998	5642	352.63	411	1921	120.06	15	546	326	59.7	3721	232.56	19	17
2020	974	5344	334.00	397	1805	112.81	16	536	346	64.6	3539	221.19	23	11
2021	1037	5579	328.18	395	1855	109.12	13	603	379	62.9	3724	219.06	31	18

## TOP INDIVIDUAL SEASONS, RUSHING

## AHMAN GREEN, 2003

Date	Opp	Att	Yds	TD
S 7	Min.	15	53	2
S 14	Det.	23	160	1
S 21	Ari	21	53	0
S 29	at ChiB.	19	176	2
O 5	Sea.	27	118	2
O 12	KC	26	139	1
O 19	at StLR.	20	35	0
N 2	at Min.	21	137	0
N 10	Phi	29	192	1
N 16	at TB	21	109	1
N 23	SF.	27	154	0
N 27	at Det.	13	57	0
D 7	ChiB.	30	80	1
D 14	at SD	19	75	1
D 22	at Oak	24	127	1
D 28	Den	20	218	2
<b>16 games</b>		<b>355</b>	<b>1883</b>	<b>15</b>

## JIM TAYLOR, 1962

Date	Opp	Att	Yds	TD
S 16	Min.	17	75	0
S 23	StLC	23	122	0
S 30	ChiB.	17	126	3
O 7	Det.	20	95	0
O 14	at Min.	17	164	0
O 21	SF.	17	160	2
O 28	at BalC.	16	68	1
N 4	at ChiB.	25	124	4
N 11	at Phi	25	141	4
N 18	BalC.	19	46	0
N 22	at Det.	13	47	1
D 2	LARm	16	71	2
D 9	at SF.	24	79	1
D 16	at LARm	23	156	1
<b>14 games</b>		<b>272</b>	<b>1474</b>	<b>19</b>

## 1,000-YARD RUSHERS (26)

Year	Player	Att	Yards	Avg	TD
1949	T.Canadeo	208	1052	5.1	4
1960	J.Taylor	230	1101	4.8	11
1961	J.Taylor	243	1307	5.4	15
1962	J.Taylor	272	1474	5.4	19
1963	J.Taylor	248	1018	4.1	9
1964	J.Taylor	235	1169	5.0	12
1971	J.Brockington	216	1105	5.1	4
1972	J.Brockington	274	1027	3.7	8
1973	J.Brockington	265	1144	4.3	3
1978	T.Middleton	284	1116	3.9	11
1995	E.Bennett	316	1067	3.4	3
1997	D.Levens	329	1435	4.4	7
1999	D.Levens	279	1094	3.7	9
2000	A.Green	246	1175	4.5	10
2001	A.Green	304	1387	4.6	9
2002	A.Green	286	1240	4.3	7
2003	A.Green	355	1883	5.3	15
2004	A.Green	259	1163	4.5	7
2006	A.Green	266	1059	4.0	5
2008	R.Grant	312	1203	3.9	4
2009	R.Grant	282	1253	4.4	11
2013	E.Lacy	284	1178	4.1	11
2014	E.Lacy	246	1139	4.6	9
2019	A.Jones	238	1084	4.6	16
2020	A.Jones	201	1104	5.5	9
2022	A.Jones	213	1121	5.3	2

## DORSEY LEVENS, 1997

Date	Opp	Att	Yds	TD
S 1	ChiB.	22	80	1
S 7	at Phi	22	91	0
S 14	Mia.	21	121	0
S 21	Min.	17	79	0
S 28	at Det.	16	107	0
O 5	TB	13	44	0
O 12	at ChiB.	12	74	0
O 27	at NE	26	100	1
N 2	Det.	20	59	0
N 9	StLR.	21	81	0
N 16	at Ind.	14	103	2
N 23	DalC.	33	190	1
D 1	at Min.	31	108	2
D 7	at TB	22	54	0
D 14	at Car.	17	73	0
D 20	Buf.	22	71	0
<b>16 games</b>		<b>329</b>	<b>1435</b>	<b>7</b>

## AHMAN GREEN, 2001

Date	Opp	Att	Yds	TD
S 9	Det.	17	157	2
S 24	Was.	25	116	0
S 30	at Car.	19	53	0
O 7	at TB	15	59	0
O 14	BalR.	20	54	1
O 21	at Min.	11	73	0
N 4	TB	24	169	1
N 11	at ChiB.	18	93	0
N 18	Atl.	17	62	0
N 22	at Det.	22	102	1
D 3	at Jax.	17	31	0
D 9	ChiB.	29	125	1
D 16	at TenT.	10	11	0
D 23	CleB.	21	150	0
D 30	Min.	16	31	1
J 6	at NYG	23	101	2
<b>16 games</b>		<b>304</b>	<b>1387</b>	<b>9</b>



Ahman Green

## JIM TAYLOR, 1961

Date	Opp	Att	Yds	TD
S 17	Det.	15	85	1
S 24	SF.	13	63	0
O 1	ChiB.	19	130	1
O 8	BalC.	13	82	1
O 15	at CleB.	21	158	4
O 22	at Min.	14	46	1
O 29	Min.	16	54	0
N 5	at BalC.	12	93	0
N 12	at ChiB.	15	69	0
N 19	LARm	19	47	2
N 23	at Det.	19	94	2
D 3	NYG	27	186	2
D 10	at SF.	22	122	1
D 17	at LARm	18	78	0
<b>14 games</b>		<b>243</b>	<b>1307</b>	<b>15</b>

## RYAN GRANT, 2009

Date	Opp	Att	Yds	TD
S 13	ChiB.	16	61	1
S 20	Cin.	14	46	1
S 27	at StLR.	26	99	0
O 5	at Min.	11	51	0
O 18	Det.	24	90	0
O 25	at CleB.	27	148	1
N 1	Min.	10	30	0
N 8	at TB	21	96	1
N 15	DalC.	19	79	0
N 22	SF.	21	129	1
N 26	at Det.	20	61	0
D 7	BalR.	18	41	0
D 13	at ChiB.	20	137	2
D 20	at Pit.	8	37	1
D 27	Sea.	16	97	1
J 3	at Ari	11	51	1
<b>16 games</b>		<b>282</b>	<b>1253</b>	<b>11</b>

## AHMAN GREEN, 2002

Date	Opp	Att	Yds	TD
S 8	Atl.	27	155	0
S 15	at NO	17	81	0
S 22	at Det.	(inactive)		
S 29	Car.	17	73	0
O 7	at ChiB.	27	107	0
O 13	at NE	31	136	1
O 20	Was.	24	88	3
O 24	Mia.	19	72	1
N 10	Det.	12	50	0
N 17	at Min.	18	71	1
N 24	at TB	18	56	0
D 1	ChiB.	12	78	0
D 8	Min.	(inactive)		
D 15	at SF.	24	90	1
D 22	Buf.	26	116	0
D 29	at NYJ	14	67	0
<b>14 games</b>		<b>286</b>	<b>1240</b>	<b>7</b>

## RYAN GRANT, 2008

Date	Opp	Att	Yds	TD
S 8	Min.	12	92	0
S 14	at Det.	15	20	0
S 21	DalC.	13	54	0
S 28	at TB	15	20	0
O 5	Atl.	18	83	0
O 12	at Sea.	33	90	0
O 19	Ind.	31	105	1
N 2	at TenT.	20	86	0
N 9	at Min.	16	75	1
N 16	ChiB.	25	145	1
N 24	at NO	18	67	0
N 30	Car.	12	39	0
D 7	HouT.	19	104	1
D 14	at Jax.	21	56	0
D 22	at ChiB.	25	61	0
D 28	Det.	19	106	0
<b>16 games</b>		<b>312</b>	<b>1203</b>	<b>4</b>

## EDDIE LACY, 2013

Date	Opp	Att	Yds	TD
S 8	at SF.	14	41	1
S 15	Was.	1	10	0
S 22	at Cin.	(inactive)		
O 6	Det.	23	99	0
O 13	at BalR.	23	120	0
O 20	CleB.	22	82	1
O 27	at Min.	29	94	1
N 4	ChiB.	22	150	1
N 10	Phi	24	73	0
N 17	at NYG	14	27	1
N 24	Min.	25	110	1
N 28	at Det.	10	16	0
D 8	Atl.	20	65	1
D 15	at DalC.	21	141	1
D 22	Pit.	15	84	2
D 29	at ChiB.	21	66	1
<b>15 games</b>		<b>284</b>	<b>1178</b>	<b>11</b>

## AHMAN GREEN, 2000

Date	Opp	Att	Yds	TD
S 3	NYJ	12	41	0
S 10	at Buf.	11	46	0
S 17	Phi	3	3	0
S 24	at Ari	12	93	1
O 1	ChiB.	3	20	0
O 8	at Det.	22	69	0
O 15	SF.	11	40	2
O 29	at Mia.	15	94	0
N 6	Min.	23	68	1
N 12	at TB	16	65	0
N 19	Ind.	24	153	0
N 27	at Car.	12	61	1
D 3	at ChiB.	20	69	2
D 10	Det.	27	118	1
D 17	at Min.	25	161	0
D 24	TB	27	74	2
<b>16 games</b>		<b>263</b>	<b>1175</b>	<b>10</b>



# TOP INDIVIDUAL SEASONS, PASSER RATING

## AARON RODGERS, 2011 (122.5)

Date	Opp	A-C-I	Yds	TD
S 8	NO	35-27-0	312	3
S 18	at Car.	30-19-0	308	2
S 25	at ChiB	38-28-1	297	3
O 2	Den	36-29-1	408	4
O 9	at Atl.	39-26-0	396	2
O 16	StLR	29-18-1	316	3
O 23	at Min.	30-24-0	335	3
N 6	at SD	26-21-0	247	4
N 14	Min.	30-23-0	250	4
N 20	TB	34-23-1	299	3
N 24	at Det.	33-22-0	307	2
D 4	at NYG	46-28-1	369	4
D 11	Oak	30-17-1	281	2
D 18	at KC	35-17-0	235	1
D 25	ChiB	29-21-0	283	5
J 1	Det.	(inactive)		
<b>15 games . . . 502-343-6 4643 45</b>				

## AARON RODGERS, 2020 (121.5)

Date	Opp	A-C-I	Yds	TD
S 13	at Min.	44-32-0	364	4
S 20	Det.	30-18-0	240	2
S 27	at NO	32-22-1	283	3
O 5	Atl.	33-27-0	327	4
O 18	at TB	35-16-2	160	0
O 25	at HouT.	34-23-0	283	4
N 1	Min.	41-27-0	291	3
N 5	at SF.	31-25-0	305	4
N 15	Jax.	34-24-1	325	2
N 22	at Ind.	38-27-1	311	3
N 29	ChiB	29-21-0	211	4
D 6	Phi	34-25-0	295	3
D 13	at Det.	33-26-0	290	3
D 19	Car.	29-20-0	143	1
D 27	TenT.	25-21-1	231	4
J 3	at ChiB	24-19-0	240	4
<b>16 games . . . 526-372-5 4299 48</b>				

## 4,000-YARD PASSERS (17)

Year	Player	Pct	Yds	TD	Int
1983	L.Dickey	59.7	4458	32	29
1989	D.Majkowski	58.9	4318	27	20
1995	B.Favre	63.0	4413	38	13
1998	B.Favre	63.0	4212	31	23
1999	B.Favre	57.3	4091	22	23
2004	B.Favre	64.1	4088	30	17
2007	B.Favre	66.5	4155	28	15
2008	A.Rodgers	63.6	4038	28	13
2009	A.Rodgers	64.7	4434	30	7
2011	A.Rodgers	68.3	4643	45	6
2012	A.Rodgers	67.2	4295	39	8
2014	A.Rodgers	65.6	4381	38	5
2016	A.Rodgers	65.7	4428	40	7
2018	A.Rodgers	62.3	4442	25	2
2019	A.Rodgers	62.0	4002	26	4
2020	A.Rodgers	70.7	4299	48	5
2021	A.Rodgers	67.8	4115	37	4

## AARON RODGERS, 2014 (112.2)

Date	Opp	A-C-I	Yds	TD
S 4	at Sea.	33-23-1	189	1
S 14	NYJ	42-25-0	346	3
S 21	at Det.	27-16-0	162	1
S 28	at ChiB	28-22-0	302	4
O 2	Min.	17-12-0	156	3
O 12	at Mia.	42-24-0	264	3
O 19	Car.	22-19-0	255	3
O 26	at NO	39-28-2	418	1
N 9	ChiB	27-18-0	315	6
N 16	Phi	36-22-0	341	3
N 23	at Min.	29-19-0	209	2
N 30	NE	38-24-0	368	2
D 8	Atl.	36-24-0	327	3
D 14	at Buf.	42-17-2	185	0
D 21	at TB	40-31-0	318	1
D 28	Det.	22-17-0	226	2
<b>16 games . . . 520-341-5 4381 38</b>				

## AARON RODGERS, 2021 (111.9)

Date	Opp	A-C-I	Yds	TD
S 12	at NO	28-15-2	133	0
S 20	Det.	27-22-0	255	4
S 26	at SF.	33-23-0	261	2
O 3	Pit.	36-20-0	248	2
O 10	at Cin.	39-27-1	344	2
O 17	at ChiB	23-17-0	195	2
O 24	Was.	35-27-0	274	3
O 28	at Ari.	37-22-0	184	2
N 7	at KC	(reserve/COVID-19)		
N 14	Sea.	37-23-1	292	0
N 21	at Min.	33-23-0	385	4
N 28	LAR	45-28-0	307	2
D 12	ChiB	37-29-0	341	4
D 19	at BalR.	31-23-0	268	3
D 25	CleB.	34-24-0	202	3
J 2	Min.	38-29-0	288	2
J 9	at Det.	18-14-0	138	2
<b>16 games . . . 531-366-4 4115 37</b>				

## AARON RODGERS, 2012 (108.0)

Date	Opp	A-C-I	Yds	TD
S 9	SF.	44-30-1	303	2
S 13	ChiB	32-22-1	219	1
S 24	at Sea.	39-26-0	223	0
S 30	NO	41-31-1	319	4
O 7	at Ind.	32-20-1	235	3
O 14	at HouT.	37-24-0	338	6
O 21	at StLR.	37-30-0	342	3
O 28	Jax.	35-22-0	186	2
N 4	Ari.	30-14-1	218	4
N 18	at Det.	27-19-1	236	2
N 25	at NYG	25-14-1	219	2
D 2	Min.	35-27-1	286	1
D 9	Det.	24-14-0	173	0
D 16	at ChiB	36-23-0	291	3
D 23	TenT.	38-27-0	342	3
D 30	at Min.	40-28-0	365	4
<b>16 games . . . 552-371-8 4295 39</b>				

## BART STARR, 1966 (105.0)

Date	Opp	A-C-I	Yds	TD
S 10	BalC	19-14-1	138	0
S 18	at CleB	30-20-0	238	2
S 25	LARm.	20-12-0	257	2
O 2	Det.	19-11-0	212	2
O 9	at SF.	26-18-1	287	2
O 16	at ChiB	18-8-1	80	0
O 23	Atl.	13-8-0	217	1
O 30	at Det.	13-11-0	154	1
N 6	Min.	18-11-0	140	0
N 20	ChiB	5-3-0	53	0
N 27	at Min.	31-20-0	149	2
D 4	SF.	24-13-0	236	1
D 10	at BalC	15-7-0	96	1
D 18	at LARm.	0-0-0	0	0
<b>14 games . . . 251-156-3 2257 14</b>				

## AARON RODGERS, 2013 (104.9)

Date	Opp	A-C-I	Yds	TD
S 8	at SF.	37-21-1	333	3
S 15	Was.	42-34-0	480	4
S 22	at Cin.	43-26-2	244	1
O 6	Det.	30-20-0	274	1
O 13	at BalR.	32-17-1	315	1
O 20	CleB.	36-25-0	260	3
O 27	at Min.	29-24-0	285	2
N 4	ChiB	2-1-0	27	0
N 10	Phi	(inactive)		
N 17	at NYG	(inactive)		
N 24	at Min.	(inactive)		
N 28	at Det.	(inactive)		
D 8	Atl.	(inactive)		
D 15	at DalC.	(inactive)		
D 22	Pit.	(inactive)		
D 29	at ChiB	39-25-2	318	2
<b>9 games . . . 290-193-6 2536 17</b>				

## AARON RODGERS, 2016 (104.2)

Date	Opp	A-C-I	Yds	TD
S 11	at Jax.	34-20-0	199	2
S 18	at Min.	36-20-1	213	1
S 25	Det.	24-15-0	205	4
O 9	NYG	45-23-2	259	2
O 16	DalC.	42-31-1	294	1
O 20	ChiB	56-39-0	326	3
O 30	at Atl.	38-28-0	246	4
N 6	Ind.	43-26-1	297	3
N 13	at TenT.	51-31-2	371	2
N 20	at Was.	41-26-0	351	3
N 28	at Phi.	39-30-0	313	2
D 4	HouT.	30-20-0	209	2
D 11	Sea.	23-18-0	246	3
D 18	at ChiB	31-19-0	252	0
D 24	Min.	38-28-0	347	4
J 1	at Det.	39-27-0	300	4
<b>16 games . . . 610-401-7 4428 40</b>				

## AARON RODGERS, 2009 (103.2)

Date	Opp	A-C-I	Yds	TD
S 13	ChiB	28-17-0	184	1
S 20	Cin.	39-21-0	261	1
S 27	at StLR.	23-13-0	269	2
O 5	at Min.	37-26-1	384	2
O 18	Det.	37-29-1	358	2
O 25	at CleB.	20-15-0	246	3
N 1	Min.	41-26-0	287	3
N 8	at TB	35-17-3	266	2
N 15	DalC.	35-25-0	189	1
N 22	SF.	46-32-0	344	2
N 26	at Det.	39-28-0	348	3
D 7	BalR.	40-26-2	263	3
D 13	at ChiB	24-16-0	180	0
D 20	at Pit.	48-26-0	383	3
D 27	Sea.	23-12-0	237	1
J 3	at Ari.	26-21-0	235	1
<b>16 games . . . 541-357-6 4434 30</b>				

## AARON RODGERS, 2010 (101.2)

Date	Opp	A-C-I	Yds	TD
S 12	at Phi.	31-19-2	188	2
S 19	Buf.	29-19-0	255	2
S 27	at ChiB	45-34-1	316	1
O 3	Det.	17-12-2	181	3
O 10	at Was.	46-27-1	293	1
O 17	Mia.	33-18-1	313	1
O 24	Min.	34-21-2	295	2
O 31	at NYJ	34-15-0	170	0
N 7	DalC.	34-27-0	289	3
N 21	at Min.	31-22-0	301	4
N 28	at Atl.	35-26-0	344	1
D 5	SF.	30-21-0	298	3
D 12	at Det.	11-7-1	46	0
D 19	at NE	(inactive)		
D 26	NYG	37-25-0	404	4
J 2	ChiB	28-19-1	229	1
<b>15 games . . . 475-312-11 3922 28</b>				

## BRETT FAVRE, 1995 (99.5)

Date	Opp	A-C-I	Yds	TD
S 3	StLR.	51-29-3	299	2
S 11	at ChiB	37-21-1	312	3
S 17	NYG	25-14-0	141	2
S 24	at Jax.	30-20-1	202	2
O 8	at DalC.	41-21-1	295	1
O 15	Det.	34-23-0	342	2
O 22	Min.	43-22-0	295	4
O 29	at Det.	43-26-3	304	1
N 5	at Min.	30-17-2	177	0
N 12	ChiB	33-25-0	336	5
N 19	at CleB.	28-23-0	210	3
N 26	TB	24-16-0	267	3
D 3	Cin.	43-31-1	339	3
D 10	at TB	46-27-1	285	1
D 16	at NO	30-21-0	308	4
D 24	Pit.	32-23-0	301	2
<b>16 games . . . 570-359-13 4413 38</b>				

SELECT SEASONS

COMMUNITY

ADMIN. & COACHES

VETERANS

DRAFT & FREE AGENTS

2022 REVIEW

SELECT SEASONS

LAMBEAU FIELD

MISC.

# TOP INDIVIDUAL SEASONS, RECEPTIONS

## DAVANTE ADAMS, 2021

Date	Opp	No	Yds	TD
S 12 at NO	.....	5	56	0
S 20 Det.	.....	8	121	0
S 26 at SF	.....	12	132	1
O 3 Pit.	.....	6	64	0
O 10 at Cin	.....	11	206	1
O 17 at ChiB	.....	4	89	0
O 24 Was.	.....	6	76	1
O 28 at Ari.	.....	(reserve/COVID-19)		
N 7 at KC	.....	6	42	0
N 14 Sea.	.....	7	78	0
N 21 at Min.	.....	7	115	2
N 28 LAR	.....	8	104	0
D 12 ChiB	.....	10	121	2
D 19 at BalR	.....	6	44	1
D 25 CleB	.....	10	114	2
J 2 Min.	.....	11	136	1
J 9 at Det.	.....	6	55	1
<b>16 games</b>	.....	<b>123</b>	<b>1553</b>	<b>11</b>

## DAVANTE ADAMS, 2020

Date	Opp	No	Yds	TD
S 13 at Min.	.....	14	156	2
S 20 Det.	.....	3	36	0
S 27 at NO	.....	(inactive)		
O 5 Atl.	.....	(inactive)		
O 18 at TB	.....	6	61	0
O 25 at HouT.	.....	13	196	2
N 1 Min.	.....	7	53	3
N 5 at SF.	.....	10	173	1
N 15 Jax.	.....	8	66	1
N 22 at Ind.	.....	7	106	1
N 29 ChiB	.....	6	61	1
D 6 Phi	.....	10	121	2
D 13 at Det.	.....	7	115	1
D 19 Car.	.....	7	42	0
D 27 TenT.	.....	11	142	3
J 3 at ChiB	.....	6	46	1
<b>14 games</b>	.....	<b>115</b>	<b>1374</b>	<b>18</b>

## STERLING SHARPE, 1993

Date	Opp	No	Yds	TD
S 5 LARm	.....	7	120	1
S 12 Phi	.....	7	72	1
S 26 at Min.	.....	5	46	0
O 3 at DalC.	.....	4	34	0
O 10 Den	.....	10	70	0
O 24 at TB	.....	10	147	4
O 31 ChiB	.....	7	75	1
N 8 at KC	.....	7	76	0
N 14 at NO	.....	6	79	0
N 21 Det.	.....	7	75	0
N 28 TB	.....	6	43	1
D 5 at ChiB	.....	10	114	1
D 12 at SD	.....	7	65	0
D 19 Min.	.....	6	106	1
D 26 LARd	.....	7	119	1
J 2 at Det.	.....	6	33	0
<b>16 games</b>	.....	<b>112</b>	<b>1274</b>	<b>11</b>

## DAVANTE ADAMS, 2018

Date	Opp	No	Yds	TD
S 9 ChiB	.....	5	88	1
S 16 Min.	.....	8	64	1
S 23 at Was.	.....	7	52	1
S 30 Buf.	.....	8	81	0
O 7 at Det.	.....	9	140	1
O 15 SF.	.....	10	132	2
O 28 at LAR	.....	5	133	0
N 4 at NE	.....	6	40	1
N 11 Mia.	.....	4	57	2
N 15 at Sea.	.....	10	166	0
N 25 at Min.	.....	5	69	1
D 2 Ari	.....	8	93	1
D 9 Atl.	.....	7	81	1
D 16 at ChiB	.....	8	119	0
D 23 at NYJ	.....	11	71	1
D 30 Det.	.....	(inactive)		
<b>15 games</b>	.....	<b>111</b>	<b>1386</b>	<b>13</b>

## STERLING SHARPE, 1992

Date	Opp	No	Yds	TD
S 6 Min.	.....	8	99	1
S 13 at TB	.....	5	62	0
S 20 Cin	.....	7	109	1
S 27 Pit.	.....	2	93	1
O 4 at Atl.	.....	9	107	1
O 18 at CleB	.....	4	48	0
O 25 ChiB	.....	9	144	1
N 1 at Det.	.....	6	84	1
N 8 at NYG	.....	11	160	0
N 15 Phi	.....	7	116	1
N 22 at ChiB	.....	5	79	1
N 29 TB	.....	9	52	0
D 6 Det.	.....	6	107	2
D 13 at HouO	.....	6	46	1
D 20 LARm	.....	8	110	2
D 27 at Min.	.....	6	45	0
<b>16 games</b>	.....	<b>108</b>	<b>1461</b>	<b>13</b>

## ROBERT BROOKS, 1995

Date	Opp	No	Yds	TD
S 3 SLR	.....	8	70	0
S 11 at ChiB	.....	8	161	2
S 17 NYG	.....	5	47	1
S 24 at Jax.	.....	4	30	1
O 8 at DalC.	.....	10	124	0
O 15 Det.	.....	4	66	1
O 22 Min.	.....	2	41	0
O 29 at Det.	.....	6	127	1
N 5 at Min.	.....	9	120	1
N 12 ChiB	.....	6	138	2
N 19 at CleB	.....	5	48	0
N 26 TB	.....	6	114	2
D 3 Cin	.....	4	34	0
D 10 at TB	.....	9	122	0
D 16 at NO	.....	5	118	2
D 24 Pit.	.....	11	137	1
<b>16 games</b>	.....	<b>102</b>	<b>1497</b>	<b>13</b>

## JORDY NELSON, 2014

Date	Opp	No	Yds	TD
S 4 at Sea.	.....	9	83	0
S 14 NYJ	.....	9	209	1
S 21 at Det.	.....	5	59	0
S 28 at ChiB	.....	10	108	2
O 2 Min.	.....	1	66	1
O 12 at Mia.	.....	9	107	1
O 19 Car.	.....	4	80	1
O 26 at NO	.....	3	25	0
N 9 ChiB	.....	6	152	2
N 16 Phi	.....	4	109	1
N 23 at Min.	.....	8	68	0
N 30 NE	.....	2	53	1
D 8 Atl.	.....	8	146	2
D 14 at Buf.	.....	5	55	0
D 21 at TB	.....	9	113	1
D 28 Det.	.....	6	86	0
<b>16 games</b>	.....	<b>98</b>	<b>1519</b>	<b>13</b>



Sterling Sharpe

## JORDY NELSON, 2016

Date	Opp	No	Yds	TD
S 11 at Jax.	.....	6	32	1
S 18 at Min.	.....	5	73	1
S 25 Det.	.....	6	101	2
O 9 NYG	.....	4	38	1
O 16 DalC	.....	5	68	0
O 20 ChiB	.....	1	9	0
O 30 at Atl.	.....	4	94	1
N 6 Ind	.....	7	94	1
N 13 at TenT.	.....	12	126	1
N 20 at Was.	.....	3	28	1
N 28 at Phi	.....	8	91	0
D 4 HouT.	.....	8	118	1
D 11 Sea.	.....	6	41	2
D 18 at ChiB	.....	7	124	0
D 24 Min.	.....	9	154	2
J 1 at Det.	.....	6	66	0
<b>16 games</b>	.....	<b>97</b>	<b>1257</b>	<b>14</b>

## STERLING SHARPE, 1994

Date	Opp	No	Yds	TD
S 4 Min.	.....	7	53	1
S 11 Mia.	.....	5	48	1
S 18 at Phi	.....	6	108	0
S 25 TB	.....	5	43	1
O 2 at NE	.....	9	132	1
O 9 LARm	.....	7	62	1
O 20 at Min.	.....	3	16	0
O 31 at ChiB	.....	3	43	0
N 6 Det.	.....	5	27	0
N 13 NYJ	.....	1	13	0
N 20 at Buf.	.....	5	86	2
N 24 at DalC	.....	9	122	4
D 4 at Det.	.....	10	115	1
D 11 ChiB	.....	7	86	2
D 18 Atl.	.....	3	33	1
D 24 at TB	.....	9	132	3
<b>16 games</b>	.....	<b>94</b>	<b>1119</b>	<b>18</b>

## 1,000-YARD RECEIVERS (38)

Year	Player	No	Yards	Avg	TD	Year	Player	No	Yards	Avg	TD
1942	D.Hudson	64	1211	18.4	17	2007	D.Driver	82	1048	12.8	2
1952	B.Howton	53	1231	23.2	13	2008	G.Jennings	80	1292	16.2	9
1956	B.Howton	55	1188	21.6	12	2009	D.Driver	74	1012	13.7	5
1980	J.Lofton	71	1226	17.3	4	2009	D.Driver	70	1061	15.2	6
1981	J.Lofton	71	1294	18.2	8	2010	G.Jennings	68	1113	16.4	4
1983	J.Lofton	58	1300	22.4	8	2010	G.Jennings	76	1265	16.6	12
1984	J.Lofton	62	1361	22.0	7	2011	J.Nelson	68	1263	18.6	15
1985	J.Lofton	69	1153	16.7	4	2011	J.Nelson	85	1314	15.5	8
1989	S.Sharpe	90	1423	15.8	12	2014	J.Nelson	98	1519	15.5	13
1992	S.Sharpe	67	1105	16.5	16	2014	R.Cobb	91	1287	14.1	12
1992	S.Sharpe	108	1461	13.5	13	2016	J.Nelson	97	1257	13.0	14
1993	S.Sharpe	112	1274	11.4	11	2018	D.Adams	111	1386	12.5	13
1994	S.Sharpe	94	1119	11.9	18	2020	D.Adams	115	1374	11.9	18
1995	R.Brooks	102	1497	14.7	13	2021	D.Adams	123	1553	12.6	11
1997	A.Freeman	81	1243	15.3	12						
1997	R.Brooks	60	1010	16.8	7						
1998	A.Freeman	84	1424	17.0	16						
1999	A.Freeman	74	1074	14.5	14						
1999	B.Schroeder	74	1051	14.2	5						
2002	D.Driver	70	1064	15.2	9						
2004	J.Walker	89	1382	15.5	12						
	D.Driver	84	1208	14.4	9						
2005	D.Driver	86	1221	14.2	5						
2006	D.Driver	92	1295	14.1	8						

## 100-CATCH SEASONS (6)

Year	Player	No	Yards	Avg	TD
1992	S.Sharpe	108	1461	13.5	13
1993	S.Sharpe	112	1274	11.4	11
1995	R.Brooks	102	1497	14.7	13
2018	D.Adams	111	1386	12.5	13
2020	D.Adams	115	1374	11.9	18
2021	D.Adams	123	1553	12.6	11

SELECT SEASONS

COMMUNITY

ADMIN. & COACHES

VETERANS

DRAFT & FREE AGENTS

2022 REVIEW

SELECT SEASONS

LAMBEAU FIELD

MISC.

# 100 YARDS RUSHING

Date	Opp	Player	Att	Yds	Date	Opp	Player	Att	Yds	Date	Opp	Player	Att	Yds
12/03/33	at Phi	C.Hinkle	15	116	12/10/72	at Min	J.Brockington	25	114	10/12/03	KC	A.Green	26	139
11/28/35	at ChiC	B.Monnett	12	107	09/23/73	Det	J.Brockington	22	118	11/02/03	at Min	A.Green	21	137
11/01/36	at ChiB	C.Hinkle	13	109	10/14/73	KC	J.Brockington	15	106	11/10/03	Phi	A.Green	29	192
10/08/39	ChiC	A.Uram	2	108	11/11/73	SILC	J.Brockington	28	137	11/16/03	at TB	A.Green	21	109
11/10/40	at ChiC	C.Isbell	11	118	12/08/73	Min	J.Brockington	27	124	11/23/03	SF	A.Green	27	154
10/26/41	at Det	A.Uram	7	103	12/16/73	at ChiB	M.Lane	19	101	12/22/03	at Oak	A.Green	24	127
11/22/42	at NYG	G. Ellis	9	111						09/23/03	Den	A.Green	20	218
10/31/43	at NYG	T.Canadeo	18	122	11/17/74	at Min	J.Brockington	32	137	12/03/04	at Car	A.Green	33	119
10/22/44	at CleR	T.Canadeo	12	107	11/30/75	ChiB	J.Brockington	26	111	09/19/04	ChiB	A.Green	24	128
10/26/47	Det	E.Cody	9	111	10/03/76	Det	W.Harrell	17	111	10/24/04	DalC	A.Green	15	163
10/03/48	Det	T.Canadeo	17	118	09/10/78	NO	T.Middleton	19	114	11/14/04	Min	A.Green	21	145
10/17/48	LARm	T.Canadeo	16	105	10/01/78	Det	T.Middleton	11	148	11/29/04	SILR	N.Davenport	19	178
10/07/49	at NYB	T.Canadeo	16	100	10/15/78	Sea	T.Middleton	23	121	11/13/05	at Phi	S.Gado	25	103
10/23/49	at LARm	T.Canadeo	26	122	11/26/78	Min	T.Middleton	39	110	11/27/05	at Atl	S.Gado	26	111
10/30/49	Det	T.Canadeo	21	117	09/09/79	NO	S.Atkins	12	110	12/11/05	Det	S.Gado	29	171
11/20/49	at Pit	T.Canadeo	21	116	10/14/79	Det	N.Simpson	19	121	09/10/06	ChiB	A.Green	20	110
11/27/49	at ChiC	T.Canadeo	20	122	11/11/79	Min	T.Middleton	27	135	10/08/06	SILR	N.Herron	20	106
10/01/50	ChiB	L.Coutre	8	101	11/23/80	at Min	E.Every	24	145	10/22/06	at MilA	A.Green	18	118
10/08/50	NYB	B.Grimes	10	167						10/29/06	Ari	A.Green	21	106
11/18/51	at ChiB	T.Rote	14	150	11/01/81	Sea	G.Ellis	23	127			V.Morency	11	101
11/22/51	at Det	T.Rote	15	131	09/12/82	LARm	E.Every	17	109	11/05/06	at Buf	A.Green	23	122
10/12/52	LARm	T.Rote	14	106	12/04/83	ChiB	E.Ellis	18	141	12/03/06	NYJ	A.Green	14	102
10/31/53	at BalC	F.Reid	9	120	10/28/84	Det	E.Every	9	116	10/29/07	at Den	R.Grant	22	104
11/13/54	BalC	H.Ferguson	15	112	11/11/84	Min	G.Ellis	9	110	11/11/07	Min	R.Grant	25	119
10/02/55	ChiB	H.Ferguson	15	153	09/29/85	at SiLC	J.Clark	9	112	11/22/07	at Det	R.Grant	15	101
11/06/55	at ChiB	H.Ferguson	17	120	11/10/85	at Min	E.Every	15	111	12/09/07	Oak	R.Grant	29	156
11/03/57	NYG	P.Hornung	16	112	12/01/85	TB	G.Ellis	9	101	12/23/07	at ChiB	R.Grant	14	100
10/19/58	at Was	H.Ferguson	11	111						12/30/07	Det	B.Jackson	20	113
12/07/58	at SF	J.Taylor	22	137	10/18/87	Phi	K.Wilhite	16	109	10/19/08	Ind	R.Grant	31	105
10/11/59	SF	P.Hornung	28	138	10/25/87	at Det	K.Davis	23	129	11/16/08	ChiB	R.Grant	25	145
12/13/59	at SF	L.Carpeniter	16	113	10/08/88	NE	B.Fullwood	11	118	12/07/08	HouT	R.Grant	19	104
10/02/60	Det	J.Taylor	26	151	09/17/89	NO	B.Fullwood	18	125	12/28/08	Det	R.Grant	19	106
10/30/60	at Pit	J.Taylor	25	105	10/08/89	DalC	B.Fullwood	28	119			D.Wynn	7	106
11/13/60	DalC	J.Taylor	15	121	12/17/89	at ChiB	K.Woodside	10	116	10/25/09	at CleB	R.Grant	27	148
11/20/60	LARm	T.Moore	11	105	11/01/92	at Det	V.Workman	23	101	11/22/09	SF	R.Grant	21	129
12/04/60	at ChiB	J.Taylor	24	140	11/22/92	at ChiB	E.Bennett	29	107	12/13/09	at ChiB	R.Grant	20	137
12/10/60	at SF	J.Taylor	27	161	10/24/93	at TB	D.Thompson	21	105	10/10/10	at Was	B.Jackson	10	115
10/01/61	ChiB	J.Taylor	19	130	12/26/93	LARd	D.Thompson	21	101	09/15/13	Was	J.Starks	20	132
10/08/61	BalC	P.Hornung	11	111	10/31/94	at ChiB	E.Bennett	26	105	09/22/13	at Cin	J.Franklin	13	103
10/15/61	at CleB	J.Taylor	21	158	12/11/94	ChiB	E.Bennett	22	106	10/13/13	at BalR	E.Lacy	23	120
10/22/61	at Min	T.Moore	16	159	12/24/94	at TB	E.Bennett	21	101	11/04/13	ChiB	E.Lacy	22	150
12/03/61	NYG	J.Taylor	27	188	10/29/95	at Det	E.Bennett	22	121	11/24/13	Min	E.Lacy	25	110
10/10/61	at SF	J.Taylor	22	122	12/22/96	Min	E.Bennett	18	109	12/15/13	at DalC	E.Lacy	21	141
09/23/62	SiLC	J.Taylor	23	122	09/14/97	Mia	D.Levens	21	121	10/02/14	Min	E.Lacy	13	105
09/30/62	ChiB	J.Taylor	17	126	09/28/97	at NE	D.Levens	16	107	11/23/14	at Min	E.Lacy	25	125
10/14/62	at Min	J.Taylor	17	164	10/27/97	at NE	D.Levens	26	100	12/28/14	Det	E.Lacy	26	100
10/21/62	SF	J.Taylor	17	160	11/16/97	Ind	D.Levens	14	103	10/18/15	SD	J.Starks	10	112
11/04/62	at ChiB	J.Taylor	25	124	11/23/97	DalC	D.Levens	33	190	11/22/15	at Min	E.Lacy	22	100
11/11/62	at Phi	J.Taylor	25	141	12/01/97	at Min	D.Levens	31	108	11/26/15	ChiB	E.Lacy	17	105
12/16/62	at LARm	J.Taylor	23	156	11/15/98	at NYG	D.Holmes	27	111	12/13/15	DalC	E.Lacy	24	124
09/22/63	Det	T.Moore	17	122	11/29/98	Phi	D.Holmes	26	163	09/25/16	Det	E.Lacy	17	103
10/27/63	at BalC	J.Taylor	26	107	12/13/98	ChiB	D.Levens	15	105	12/18/16	at ChiB	T.Montgomery	16	162
11/03/63	Pit	J.Taylor	30	141	09/19/99	at Det	D.Levens	29	153	10/08/17	at DalC	A.Jones	19	125
11/24/63	SF	J.Taylor	15	119	11/01/99	Sea	D.Levens	24	104	12/22/17	NO	A.Jones	17	138
12/07/63	at LARm	J.Taylor	13	125	12/05/99	at ChiB	D.Parker	19	113	10/17/18	J.Williams	25	113	
11/01/64	SF	J.Taylor	23	133	11/02/00	Ari	D.Levens	24	146	11/11/18	Mia	A.Jones	15	145
11/01/64	at Min	J.Taylor	17	108	11/19/00	Ind	A.Green	24	153	09/15/19	Min	A.Jones	23	116
11/08/64	Det	J.Taylor	19	145	12/10/00	Det	A.Green	27	118	10/06/19	at DalC	A.Jones	19	107
12/13/64	at LARm	J.Taylor	17	165	12/17/00	at Min	A.Green	25	161	10/14/19	Det	J.Williams	14	104
11/21/65	at Min	J.Taylor	25	111	09/09/01	Det	A.Green	17	157	12/08/19	Was	A.Jones	16	134
09/24/67	ChiB	J.Grabowski	32	111	09/24/01	Was	A.Green	25	116	12/23/19	at Min	A.Jones	23	154
10/22/67	at NYG	J.Grabowski	21	123	11/04/01	TB	A.Green	24	169	12/29/19	at Det	A.Jones	25	100
11/12/67	CleB	B.Wilson	16	100	11/22/01	at Det	A.Green	22	102	09/20/20	Det	A.Jones	18	168
10/06/68	at Atl	D.Anderson	15	101	12/09/01	ChiB	A.Green	29	125	12/06/20	Phi	A.Jones	15	130
10/26/69	Atl	D.Anderson	18	114	12/23/01	CleB	A.Green	21	150	12/19/20	Car	A.Jones	20	145
10/12/70	at SD	T.Williams	21	109	01/06/02	NYG	A.Green	23	101	12/27/20	TenT	A.Dillon	21	124
11/01/70	at SF	D.Anderson	15	105	09/08/02	Atl	A.Green	27	155	10/10/21	at Cin	A.Jones	14	103
10/03/71	Cin	J.Brockington	19	120	10/07/02	at ChiB	A.Green	27	107	09/18/22	ChiB	A.Jones	15	132
11/01/71	Det	J.Brockington	16	111	10/13/02	at NE	A.Green	31	136	10/02/22	NE	A.Jones	16	110
11/07/71	at ChiB	J.Brockington	30	142	12/22/02	Buf	A.Green	26	116	10/30/22	at Buf	A.Jones	20	143
11/14/71	at Min	J.Brockington	23	149	09/14/03	Det	A.Green	23	160	11/13/22	DalC	A.Jones	24	138
11/05/72	SF	J.Brockington	24	133	09/29/03	ChiB	A.Green	19	176	01/01/23	Min	A.Jones	14	111
11/19/72	at Hou0	M.Lane	16	126	10/05/03	Sea	A.Green	27	118					

**100-yard rushers (54 players, 218 games):** A.Green 33, J.Taylor 26, A.Jones 17, J.Brockington 13, R.Grant 12, E.Lacy 11, D.Levens 10, T.Canadeo 9, E.Bennett 6, G.Ellis 5, E.Every 5, T.Middleton 5, H.Ferguson 4, D.Anderson 3, B.Fullwood 3, S.Gado 3, P.Hornung 3, T.Moore 3, T.Rote 3, J.Grabowski 2, C.Hinkle 2, D.Holmes 2, B.Jackson 2, M.Lane 2, J.Starks 2, D.Thompson 2, A.Uram 2, J.Williams 2, S.Atkins 1, L.Carpeniter 1, J.Clark 1, E.Cody 1, L.Coutre 1, N.Davenport 1, K.Davis 1, A.Dillon 1, J.Franklin 1, T.Fritsch 1, B.Grimes 1, W.Harrell 1, N.Herron 1, C.Isbell 1, B.Monnett 1, T.Montgomery 1, V.Morency 1, D.Parker 1, F.Reid 1, N.Simpson 1, K.Wilhite 1, T.Williams 1, B.Wilson 1, K.Woodside 1, V.Workman 1, D.Wynn 1.

# 100 YARDS RECEIVING

Date	Opp	Player	No	Yds	Date	Opp	Player	No	Yds	Date	Opp	Player	No	Yds
10/06/35	PitP	D.Hutson	4	109	10/18/42	CleR	D.Hutson	13	209	10/28/45	ChiC	D.Hutson	7	141
10/27/35	at ChiB	D.Hutson	5	103	11/01/42	ChiC	D.Hutson	5	207	11/10/47	Was	N.Luhm	9	140
11/10/35	Det	J.B-McNally	3	100						11/30/47	at LARm	C.Goodnight	5	107
11/07/37	at ChiB	D.Hutson	5	140	11/15/42	at ChiB	D.Hutson	10	117	12/14/47	at Phi			

# 100 YARDS RECEIVING

CONTINUED

Date	Opp	Player	No	Yds	Date	Opp	Player	No	Yds	Date	Opp	Player	No	Yds
10/04/53	ChIB	B.Bailey	4	100	09/27/81	Min	J.Jefferson	7	121	10/14/96	SF	D.Beebe	11	220
10/11/53	LARm	C.Rush	7	101			J.Lofton	8	101	10/03/96	Det	D.Beebe	4	106
11/08/53	at ChIB	B.Mann	6	101	11/22/81	at TB	J.Lofton	6	102	12/01/96	ChIB	A.Freeman	10	156
10/03/54	ChIB	B.Howton	4	100	11/29/81	at Min	J.Lofton	7	159	12/08/96	ChIB	A.Freeman	9	175
10/17/54	LARm	B.Howton	5	105	12/06/81	Det	J.Jefferson	8	113	09/21/97	Min	A.Freeman	7	122
10/24/54	at BalC	B.Howton	11	147	09/12/82	LARm	J.Jefferson	6	116	09/28/97	at Det	R.Brooks	9	164
10/30/54	at Phi	M.McGee	3	104	09/20/82	at NYG	J.Lofton	4	101	11/09/97	StLR	A.Freeman	7	160
11/21/54	Det	B.Howton	7	101	12/19/82	at BalC	J.Jefferson	5	101	11/16/97	at Ind	D.Mayes	3	119
12/12/54	at LARm	M.McGee	9	105	12/26/82	at AtL	J.Lofton	3	146	12/14/97	at Car	A.Freeman	10	166
10/16/55	LARm	B.Howton	8	158	10/02/83	at Det	J.Lofton	7	128	09/06/98	Det	A.Freeman	4	110
10/21/56	LARm	B.Howton	7	257	09/04/83	at HouO	J.Lofton	8	154	10/15/98	at Det	A.Freeman	6	126
11/11/56	at ChIB	B.Howton	4	151	09/01/83	Pit	J.Lofton	5	169	10/25/98	BalR	A.Freeman	9	103
11/18/56	SF	B.Howton	3	121	10/02/83	TB	J.Lofton	4	112	11/01/98	SF	A.Freeman	7	193
11/22/56	at Det	H.Ferguson	7	106	10/17/83	Was	P.Coffman	6	124	11/29/98	ChIB	B.Schroeder	5	128
09/29/57	ChIB	B.Howton	8	165			G.Ellis	4	105	12/13/98	Phi	A.Freeman	8	103
11/03/57	NYG	B.Howton	4	111	11/06/83	CleB	J.Jefferson	7	102	12/20/98	TenO	A.Freeman	7	186
10/19/58	at Was	B.Howton	5	130	11/27/83	at Atl	J.Lofton	7	161	09/12/99	Oak	A.Freeman	7	111
10/26/58	Phi	M.McGee	6	100	12/04/83	ChIB	J.Lofton	6	120	10/10/99	TB	A.Freeman	7	152
10/04/59	Det	M.McGee	3	124	12/18/83	at ChIB	P.Coffman	4	122			B.Schroeder	7	158
10/25/59	at BalC	M.McGee	3	110	09/02/84	StLC	J.Lofton	7	134	11/01/99	Sea	C.Bradford	3	106
11/15/59	BalC	B.Dowler	8	147	10/07/84	SD	P.Coffman	8	104	11/14/99	at BalC	A.Freeman	6	110
11/26/59	at Det	B.Dowler	4	107			J.Lofton	5	158	10/01/00	ChIB	B.Schroeder	8	108
12/23/60	SF	M.McGee	6	105	10/15/84	at Den	J.Lofton	11	206	10/15/00	SF	A.Freeman	6	116
12/04/60	at ChIB	M.McGee	9	121	10/21/84	Sea	J.Lofton	5	162	11/08/00	Min	A.Freeman	9	118
12/17/60	at LARm	M.McGee	4	125	11/11/84	Min	J.Lofton	4	119	11/19/00	Ind	B.Schroeder	8	155
09/17/61	Det	M.McGee	7	127	11/18/84	LARm	J.Lofton	6	129	12/03/00	at ChIB	B.Schroeder	6	119
10/15/61	at CleB	M.McGee	5	120	10/06/85	Det	J.Lofton	10	151	09/09/01	Det	B.Schroeder	4	104
10/22/61	at Min	B.Dowler	2	100	10/21/85	at ChIB	J.Lofton	7	103	10/07/01	at TB	B.Schroeder	4	119
10/29/61	Min	B.Dowler	5	121	11/10/85	at Min	P.Epps	6	118	10/14/01	BalR	A.Freeman	9	138
		M.McGee	6	102	12/01/85	TB	J.Lofton	6	106	11/11/01	at ChIB	B.Schroeder	4	100
10/14/62	at Min	B.Dowler	7	124	09/14/86	at NO	J.Lofton	8	100	11/18/01	Atl	C.Bradford	3	117
		M.McGee	10	159	10/05/86	Cin	J.Lofton	7	109	12/03/01	at Jax	A.Freeman	3	104
11/11/62	at Phi	B.Dowler	7	101	11/23/86	at ChIB	E.West	5	103			B.Schroeder	6	106
		M.McGee	7	174	11/27/86	at Det	W.Stanley	4	124	01/06/02	at NYG	B.Schroeder	3	111
10/13/63	at Min	M.McGee	5	104	10/18/87	Phi	L.Morris	6	132			B.Schroeder	5	102
11/10/63	Min	B.Dowler	8	134	10/25/87	at Det	W.Stanley	6	150	10/07/02	at ChIB	D.Driver	4	120
11/28/63	at Det	B.Dowler	9	178	11/08/87	ChIB	P.Epps	6	139			T.Glenn	8	154
12/07/63	at LARm	B.Dowler	7	105	12/27/87	at NO	W.Stanley	4	109	11/10/02	Det	D.Driver	11	300
12/14/63	at SF	B.Dowler	8	188	09/25/88	ChIB	S.Sharpe	7	137	11/17/02	at Min	D.Driver	4	114
10/04/64	Min	B.Dowler	6	128	10/02/88	at TB	W.Stanley	6	107	12/08/02	Min	R.Ferguson	6	105
10/18/64	at BalC	M.McGee	4	123	10/16/88	at Min	W.Stanley	5	101	12/14/03	at SD	D.Driver	8	112
11/15/64	at SF	M.McGee	6	139	11/20/88	Det	S.Sharpe	8	124	12/22/03	at Oak	J.Walker	4	124
09/19/65	at Pit	B.Dowler	6	104	12/11/88	Min	P.Kemp	6	108	09/19/04	ChIB	J.Walker	7	102
10/17/65	at Det	C.Dale	3	108	09/17/89	NO	S.Sharpe	8	107	09/26/04	at Ind	J.Walker	11	200
		B.Long	4	106	09/24/89	at LARm	S.Sharpe	8	164	10/11/04	TenT	D.Driver	10	150
11/28/65	at LARm	E.Pitts	4	111	10/08/89	DalC	S.Sharpe	6	132			J.Walker	8	159
12/12/65	at BalC	P.Hornung	2	115	10/29/89	Det	S.Sharpe	7	105	10/17/04	at Det	D.Driver	9	110
12/19/65	at SF	B.Dowler	6	117	11/26/89	Min	S.Sharpe	10	157	10/24/04	DalC	J.Walker	8	129
10/23/66	AtL	C.Dale	4	110	12/03/89	at TB	S.Sharpe	8	169	11/21/04	at HouT	D.Driver	10	148
12/04/66	SF	C.Dale	3	142	10/07/90	at ChIB	S.Sharpe	5	129	12/19/04	Jax	J.Walker	11	52
12/18/66	at LARm	C.Dale	3	121	10/14/90	at TB	S.Sharpe	7	139	12/24/04	at Min	D.Driver	11	162
09/17/67	Det	C.Dale	4	109	11/18/90	at Pho	S.Sharpe	10	157	09/18/05	CleB	D.Driver	6	105
10/01/67	AtL	B.Dowler	6	105	12/23/90	Det	E.West	7	137	10/23/05	at Min	D.Driver	8	114
11/01/67	CleB	R.Anderson	8	103	11/10/91	Buf	S.Sharpe	8	133	11/10/05	at Atl	D.Driver	10	114
11/26/67	at ChIB	B.Dowler	6	105	09/20/92	Cin	S.Sharpe	7	109	12/25/05	ChIB	D.Driver	6	107
12/03/67	at Min	B.Dowler	3	100	10/04/92	at Atl	S.Sharpe	9	107	01/01/06	Sea	D.Driver	6	118
09/15/68	Phi	B.Dowler	5	110	10/25/92	ChIB	S.Sharpe	9	144	09/17/06	NO	D.Driver	8	153
09/29/68	Det	C.Dale	6	205	11/08/92	at NYG	S.Sharpe	11	160	09/24/06	at Det	G.Jennings	3	101
11/17/68	NO	C.Dale	8	161	11/15/92	Phi	S.Sharpe	7	116	10/08/06	StLR	G.Jennings	5	105
12/15/68	at ChIB	B.Dowler	8	182	12/06/92	Det	S.Sharpe	6	107	11/12/06	at Min	D.Driver	6	191
10/12/69	at Det	C.Dale	7	167	12/20/92	LARm	S.Sharpe	8	110	12/10/06	at SF	D.Driver	9	160
10/19/69	at LARm	B.Dowler	6	100	09/05/93	LARm	S.Sharpe	7	120	12/31/06	at ChIB	R.Martin	7	118
11/02/69	at Pit	C.Dale	7	134	10/10/93	Den	J.Harris	5	128	09/23/07	SD	D.Driver	6	126
12/21/69	StLC	C.Dale	9	195	10/24/93	at TB	S.Sharpe	10	147	10/29/07	at Den	G.Jennings	6	141
		B.Dowler	6	102	12/05/93	at ChIB	S.Sharpe	10	114			D.Jones	3	107
09/27/70	Atl	C.Dale	4	186	12/19/93	Min	S.Sharpe	6	106	11/22/07	at Det	D.Driver	10	147
12/13/70	at ChIB	C.Dale	8	128	12/26/93	LARd	S.Sharpe	7	119	12/09/07	Oak	G.Jennings	2	100
10/17/71	at Min	C.Dale	8	151	09/18/94	at Phi	S.Sharpe	6	108	09/14/08	at Det	G.Jennings	6	167
09/29/75	at Den	K.Payne	12	167	10/02/94	at NE	S.Sharpe	9	132	09/21/08	DalC	G.Jennings	8	135
11/23/75	NYG	K.Payne	4	103	11/24/94	at DalC	S.Sharpe	9	122	09/28/08	at TB	G.Jennings	6	109
10/24/76	at Oak	K.Payne	6	120	12/04/94	at Det	S.Sharpe	10	115	11/02/08	at TenT	D.Driver	7	136
11/28/76	ChIB	O.Smith	4	121			A.Morgan	6	103	11/24/08	at NO	G.Jennings	8	101
11/13/77	LARm	S.ODom	4	115	12/11/94	ChIB	R.Brooks	6	105	12/14/08	at Jax	J.Jones	4	132
09/10/78	NO	J.Lofton	3	107	12/18/94	Atl	E.Bennett	8	101	12/28/08	Det	D.Driver	6	111
10/01/78	Det	A.Thompson	3	111	12/24/94	at TB	S.Sharpe	9	132			G.Jennings	5	101
10/21/79	at TB	P.Coffman	7	106	09/11/95	at ChIB	R.Brooks	8	161	09/13/09	ChIB	G.Jennings	6	106
10/28/79	at Mia	P.Coffman	5	116	10/08/95	at DalC	R.Brooks	10	124	09/27/09	at StLR	G.Jennings	2	103
11/04/79	NYJ	J.Lofton	6	114	10/22/95	Min	M.Chmura	5	101	10/05/09	at Min	J.Finley	6	128
11/18/79	at Buf	J.Lofton	4	112	10/29/95	at Det	R.Brooks	6	127	10/18/09	Det	D.Driver	7	107
12/09/79	ChIB	J.Lofton	6	112	11/05/95	at Min	R.Brooks	9	120	11/08/09	at TB	J.Jones	4	103
10/05/80	Cin	J.Lofton	8	114	11/12/95	ChIB	R.Brooks	6	138	11/22/09	SF	G.Jennings	5	126
10/12/80	at TB	P.Coffman	9	109	11/26/95	TB	R.Brooks	6	114	11/26/09	at Det	D.Driver	7	142
		E.Ivery	11	123	12/03/95	Cin	M.Chmura	7	103	12/29/09	at Pit	G.Jennings	5	118
10/19/80	at CleB	J.Lofton	8	136	12/16/95	at NO	R.Brooks	5	118	12/27/09	Sea	G.Jennings	4	111
11/02/80	at Pit	G.Ellis	7	106	12/24/95	Pit	R.Brooks	5	118	09/19/10	Buf	J.Finley	4	103
11/09/80	SF	J.Lofton	8	146	09/09/96	Phi	R.Brooks	5	130	09/27/10	at ChIB	J.Finley	9	115
11/16/80	at NYG	J.Lofton	8	175	09/15/96	SD	R.Brooks	8	108	10/17/10	Mia	G.Jennings	6	133
12/07/80	at ChIB	J.Lofton	6	111	09/29/96	at Sea	A.Freeman	7	108	11/07/10	DalC	J.Jones	8	123
09/13/81	Atl	J.Lofton	8	179	10/06/96	at ChIB	A.Freeman	7	146	11/21/10	at Min	G.Jennings	7	152

**100-yard receivers (67 players, 414 games):** J.Lofton 32, D.Adams 31, S.Sharpe 29, J.Nelson 25, D.Hutson 24, G.Jennings 23, D.Driver 22, A.Freeman 20, B.Dowler 19, B.Howton 17, M.McGee 17, R.Brooks 13, R.Cobb 13, C.Dale 13, J.Jones 12, B.Schroeder 10, P.Coffman 6, J.Walker 6, J.Jefferson 5, W.Stanley 5, M.Valdes-Scantling 5, C.Bradford 3, J.Finley 3, A.Lazard 3, K.Payne 3, C.Watson 3, D.Beebe 2, J.Boykin 2, M.Chmura 2, G.Ellis 2, P.Epps 2, C.Goodnight 2, H.Jacurski 2, N.Luhn 2, B.Mann 2, A.Thompson 2, E.West 2, G.Allison 1, D.Anderson 1, B.Bailey 1, A.Baldwin 1, E.Bennett 1, J.Blood McNally 1, J.Cook 1, H.Ferguson 1, R.Ferguson 1, J.Girard 1, T.Glenn 1, J.Graham 1, J.Harris 1, P.Hornung 1, E.Ivery 1, A.Jones 1, P.Kemp 1, E.Lacy 1, B.Long 1, R.Martin 1, D.Mayes 1, A.Morgan 1, L.Morris 1, C.Mulleneaux 1, S.ODom 1, E.Pitts 1, R.Rodgers 1, C.Rush 1, O.Smith 1, A.Uram 1.



# 100 YARDS RECEIVING

CONTINUED

Date	Opp	Player	No	Yds	Date	Opp	Player	No	Yds	Date	Opp	Player	No	Yds
11/28/10	at Atl	G.Jennings	5	119	10/12/14	at Mia	J.Nelson	9	107	10/28/18	at LARm	D.Adams	5	133
12/05/10	SF	G.Jennings	6	122	10/19/14	Car	R.Cobb	6	121	11/04/18	at NE	M.Valdes-Scantling	3	101
12/26/10	NYG	G.Jennings	7	142	10/26/14	at NO	R.Cobb	5	126	11/15/18	at Sea	D.Adams	10	166
09/25/11	at ChiB	J.Nelson	4	124			E.Lacy	8	123	12/16/18	at ChiB	D.Adams	8	119
10/02/11	Den	G.Jennings	9	119	11/09/14	ChiB	J.Nelson	6	152	09/15/19	Min	D.Adams	7	106
10/09/11	at Atl	J.Jones	5	140	11/16/14	Phi	R.Cobb	10	129	09/26/19	Phi	D.Adams	10	180
10/16/11	at StLR	J.Nelson	2	104	11/30/14	NE	J.Nelson	4	109	10/20/19	Oak	M.Valdes-Scantling	2	133
10/23/11	at Min	G.Jennings	7	147	10/08/14	Atl	J.Nelson	8	146	11/10/19	Car	D.Adams	7	118
11/06/11	at SD	J.Nelson	5	105	12/21/14	at TB	R.Cobb	11	131	12/01/19	at NYG	A.Lazard	3	103
11/20/11	TB	J.Nelson	6	123			J.Nelson	9	113	12/15/19	ChiB	D.Adams	7	103
12/25/11	ChiB	J.Nelson	6	115	09/20/15	Sea	R.Cobb	8	116	12/23/19	at Min	D.Adams	13	116
01/01/12	Det	J.Nelson	9	162	09/28/15	KC	J.Jones	7	139	09/13/20	at Min	D.Adams	14	156
10/14/12	at HouT	R.Cobb	7	102	11/22/15	at Min	J.Jones	6	109	09/27/20	at NO	A.Lazard	6	146
		J.Nelson	9	121	12/03/15	at Det	R.Rodgers	8	146	10/25/20	at HouT	D.Adams	13	196
10/21/12	at StLR	J.Nelson	8	122	01/03/16	Min	J.Jones	4	102	11/05/20	at SF	D.Adams	10	173
12/09/12	Det	R.Cobb	7	102	09/25/16	Det	J.Nelson	6	101	11/15/20	Jax	M.Valdes-Scantling	4	149
12/16/12	at ChiB	R.Cobb	6	115	10/09/16	NYG	R.Cobb	9	108	11/22/20	at Ind	D.Adams	7	106
12/23/12	TenT	J.Jones	7	100	10/20/16	ChiB	D.Adams	13	132	12/26/20	Phi	D.Adams	10	121
12/30/12	at Min	G.Jennings	8	120	11/13/16	at TenT	D.Adams	6	156	12/13/20	at Det	D.Adams	7	115
09/08/13	at SF	J.Nelson	7	130	11/20/16	at Was	J.Cook	12	126	12/27/20	TenT	D.Adams	11	142
09/15/13	Was	R.Cobb	7	108	11/28/16	at Phi	D.Adams	6	105	09/20/21	Det	D.Adams	48	389
		J.Jones	11	178	12/04/16	HouT	J.Nelson	8	118	10/10/21	at SF	D.Adams	12	132
10/06/13	Det	J.Jones	4	127	12/11/16	Sea	D.Adams	4	104	11/21/21	at Min	M.Valdes-Scantling	4	123
10/13/13	at BalR	J.Nelson	4	113	12/18/16	at ChiB	J.Nelson	7	124			D.Adams	7	115
10/20/13	CleB	J.Boykin	8	103	12/24/16	Min	J.Nelson	9	154	11/28/21	LAR	D.Adams	8	104
10/27/13	at Min	J.Nelson	7	123	09/24/17	Cin	G.Allison	6	122	12/12/21	ChiB	D.Adams	10	121
11/10/13	Phi	J.Boykin	8	112	11/19/17	BalR	D.Adams	8	126	12/25/21	CleB	D.Adams	10	114
11/17/13	at NYG	J.Nelson	8	117	09/09/18	ChiB	R.Cobb	9	142	01/02/22	Min	D.Adams	11	136
12/29/13	at ChiB	J.Nelson	10	161	10/07/18	at Det	D.Adams	9	140	10/02/22	NE	A.Lazard	6	116
09/14/14	NYJ	J.Nelson	9	209	10/15/18	SF	D.Adams	10	132	11/13/22	DaC	C.Watson	4	107
09/28/14	at ChiB	R.Cobb	7	113			J.Graham	5	103	11/27/22	at Phi	C.Watson	4	110
		J.Nelson	10	108			M.Valdes-Scantling	3	104	01/08/23	ChiB	C.Watson	5	104

# 300 YARDS PASSING

Date	Opp	Player	A-C	Yds	Date	Opp	Player	A-C	Yds	Date	Opp	Player	A-C	Yds
11/01/42	ChiC	C.Isbell	21-10	335	11/29/98	Phi	B.Favre	33-20	321	10/23/11	at Min	A.Rodgers	30-24	335
12/16/51	at LARm	T.Rote	40-20	335	09/12/99	Oak	B.Favre	47-28	333	11/24/11	at Det	A.Rodgers	33-22	307
11/16/56	at Det	T.Rote	40-21	301	09/26/99	Min	B.Favre	39-24	304	11/24/11	at NYG	A.Rodgers	46-38	359
10/12/58	BalC	B.Starr	46-26	320	10/10/99	TB	B.Favre	40-22	390	01/01/12	Det	M.Flynn	44-31	480
10/29/61	Min	B.Starr	24-18	311	11/21/99	Det	B.Favre	40-26	309	09/09/12	SF	A.Rodgers	44-30	303
12/14/63	at SF	B.Starr	27-17	306	12/12/99	Car	B.Favre	38-26	302	09/30/12	NO	A.Rodgers	41-31	319
10/17/65	at Det	B.Starr	23-15	301	01/02/00	Ari	B.Favre	34-21	311	10/4/12	at HouT	A.Rodgers	37-24	338
09/17/67	Det	B.Starr	23-14	321	10/01/00	ChiB	B.Favre	48-31	333	10/21/12	at StLR	A.Rodgers	37-30	342
12/21/69	StLC	D.Horn	31-22	410	11/19/00	Ind	B.Favre	36-23	301	12/23/12	TenT	A.Rodgers	38-27	342
12/04/76	at Oak	L.Dickey	34-22	303	09/30/01	at Car	B.Favre	39-25	308	12/30/12	at Min	A.Rodgers	40-28	365
10/12/80	at TB	L.Dickey	51-35	418	10/14/01	BalR	B.Favre	34-27	337	09/08/13	at SF	A.Rodgers	37-21	333
11/16/80	at NYG	L.Dickey	36-20	331	12/03/01	at Jax	B.Favre	42-24	362	09/15/13	Was	A.Rodgers	42-34	480
12/14/80	HouU	L.Dickey	37-18	309	01/06/02	at NYG	B.Favre	30-15	315	10/13/13	at BalR	A.Rodgers	32-17	315
09/13/81	Atl	L.Dickey	44-30	342	09/22/02	at Atl	B.Favre	47-31	357	11/17/13	at NYG	S.Tolzien	34-24	339
09/04/83	at HouU	L.Dickey	31-27	337	10/07/02	at ChiB	B.Favre	33-22	359	12/29/13	at ChiB	A.Rodgers	39-25	318
10/17/83	Was	L.Dickey	31-22	387	11/10/02	Det	B.Favre	39-26	351	09/14/14	NYJ	A.Rodgers	42-25	346
10/23/83	Min	L.Dickey	41-23	383	12/22/03	at Oak	B.Favre	30-22	399	09/28/14	at ChiB	A.Rodgers	28-22	302
11/12/83	at Atl	L.Dickey	37-25	366	09/26/04	at Ind	B.Favre	44-30	380	10/26/14	at NO	A.Rodgers	39-28	416
12/04/83	ChiB	L.Dickey	34-16	345	10/11/04	TenT	B.Favre	44-24	338	11/09/14	ChiB	A.Rodgers	27-18	315
10/07/84	SD	L.Dickey	39-25	384	11/21/04	at HouT	B.Favre	50-33	383	11/16/14	Phi	A.Rodgers	36-22	341
10/15/84	at Den	L.Dickey	37-27	371	12/19/04	Jax	B.Favre	44-30	367	11/30/14	NE	A.Rodgers	38-24	368
10/21/84	Sea	L.Dickey	38-24	364	12/24/04	at Min	B.Favre	43-30	365	12/08/14	Atl	A.Rodgers	36-24	327
11/11/84	Min	L.Dickey	40-22	303	09/18/05	CleB	B.Favre	44-32	342	12/21/14	at TB	A.Rodgers	40-31	318
11/17/85	NO	L.Dickey	35-22	302	10/03/05	at Car	B.Favre	47-28	303	09/28/15	KC	A.Rodgers	35-24	333
10/26/86	SF	R.Wright	54-30	328	10/23/05	at Min	B.Favre	36-28	315	11/08/15	at Car	A.Rodgers	48-25	369
10/25/87	at Det	D.Mjkski	29-19	323	12/25/05	ChiB	B.Favre	51-30	317	11/15/15	Det	A.Rodgers	61-35	333
10/02/88	at TB	R.Wright	51-28	321	09/17/06	NO	B.Favre	55-31	340	10/20/16	ChiB	A.Rodgers	56-39	326
11/20/88	Det	D.Mjkski	43-30	327	09/24/06	at Det	B.Favre	36-25	340	11/13/16	at TenT	A.Rodgers	51-31	371
09/17/89	NO	D.Mjkski	32-25	354	11/12/06	at Min	B.Favre	42-24	347	11/20/16	at Was	A.Rodgers	41-26	351
09/24/89	at LARm	D.Mjkski	43-25	335	09/23/07	SD	B.Favre	45-28	369	11/28/16	at Phi	A.Rodgers	39-30	313
10/08/89	DaIC	D.Mjkski	32-21	313	09/30/07	Min	B.Favre	45-32	344	12/24/16	Min	A.Rodgers	38-28	347
10/29/89	Det	D.Mjkski	45-29	367	10/07/07	ChiB	B.Favre	40-29	322	01/01/17	at Det	A.Rodgers	39-27	300
11/12/89	at Det	D.Mjkski	59-34	357	10/20/07	at Den	B.Favre	27-21	331	09/10/17	Sea	A.Rodgers	42-28	311
12/03/89	at TB	D.Mjkski	53-25	331	11/04/07	KC	B.Favre	34-24	360	09/17/17	at Atl	A.Rodgers	50-33	343
10/14/90	at TB	D.Mjkski	42-25	355	11/11/07	Min	B.Favre	46-33	351	09/24/17	Cin	A.Rodgers	42-28	313
11/10/91	BurF	M.Tomczak	38-23	317	11/22/07	at Min	B.Favre	41-31	381	10/07/18	at Det	A.Rodgers	52-42	442
12/05/93	at ChiB	B.Favre	54-36	402	09/14/08	at Det	A.Rodgers	38-24	328	10/15/18	SF	A.Rodgers	46-25	425
09/11/94	Mia	B.Favre	51-31	362	10/05/08	Atl	A.Rodgers	37-25	313	11/15/18	at Sea	A.Rodgers	30-21	332
09/25/94	TB	B.Favre	39-30	306	11/02/08	at TenT	A.Rodgers	41-22	314	12/23/18	at NYJ	A.Rodgers	55-37	442
12/04/94	at Det	B.Favre	43-29	366	12/28/08	Det	A.Rodgers	31-21	308	09/26/19	Phi	A.Rodgers	53-34	422
12/18/94	Atl	B.Favre	44-29	321	10/05/09	at Min	A.Rodgers	37-26	384	10/20/19	Oak	A.Rodgers	31-25	429
09/11/95	at ChiB	B.Favre	37-21	312	10/18/09	Det	A.Rodgers	37-29	358	10/27/19	at KC	A.Rodgers	33-23	305
10/15/95	Det	B.Favre	34-23	342	11/22/09	SF	A.Rodgers	45-32	344	12/29/19	at Det	A.Rodgers	55-27	323
10/29/95	at Det	B.Favre	43-26	304	11/26/09	at Det	A.Rodgers	39-28	348	09/13/20	at Min			

## CAREER PASSING

## YARDS

Player	Att	Cmp	Yds	Pct	TD	Int	Yrs
1 Brett Favre	8,754	5,377	61,655	61.4	442	286	16
2 Aaron Rodgers	7,660	5,001	59,055	65.3	475	105	18
3 Bart Starr	3,149	1,808	24,718	57.4	152	138	16
4 Lynn Dickey	2,831	1,592	21,369	56.2	133	151	9
5 Tobin Rote	1,854	826	11,535	44.6	89	119	7
6 Don Majkowski	1,607	889	10,870	55.3	56	56	6
7 Randy Wright	1,119	602	7,106	53.8	31	57	5
8 Arnie Herber	1,009	410	6,749	40.6	66	90	11
9 David Whitehurst	980	504	6,205	51.4	28	51	7
10 Cecil Isbell	818	411	5,945	50.2	61	52	5

## TOUCHDOWN PASSES

Player	TD
1 Aaron Rodgers	475
2 Brett Favre	442
3 Bart Starr	152
4 Lynn Dickey	133
5 Tobin Rote	89
6 Arnie Herber	66
7 Cecil Isbell	61
8 Don Majkowski	56
9 Red Dunn	31
Babe Parilli	31
Randy Wright	31

## PASSER RATING

Player	Rtng
1 Aaron Rodgers	103.6
2 Brett Favre	85.8
3 Bart Starr	80.5
4 Lynn Dickey	73.8
5 Don Majkowski	73.5
6 Cecil Isbell	72.6
7 Randy Wright	61.4
8 David Whitehurst	59.2
9 Tobin Rote	54.4
10 Arnie Herber	48.5

—minimum 800 attempts

## CAREER RUSHING

## YARDS

Player	No	Yds	Avg	Yrs
1 A.Green	1,851	8,322	4.5	8
2 J.Taylor	1,811	8,207	4.5	9
3 A.Jones	1,035	5,284	5.1	6
4 J.Brockington	1,293	5,024	3.9	7
5 T.Canadeo	1,025	4,197	4.1	11
6 R.Grant	955	4,143	4.3	6
7 D.Levens	1,006	3,937	3.9	8
8 C.Hinkle	1,171	3,860	3.3	10
9 G.Ellis	836	3,826	4.6	7
10 P.Hornung	893	3,711	4.2	9
11 A.Rodgers	719	3,466	4.8	18
12 E.Lacy	788	3,435	4.4	4
13 E.Bennett	936	3,353	3.6	5
14 D.Anderson	787	3,165	4.0	6
15 E.Ivery	667	2,933	4.4	8
16 J.Starks	618	2,506	4.1	7
17 T.Rote	419	2,205	5.3	7
18 T.Fritsch	620	2,200	3.5	9
19 H.Ferguson	544	2,120	3.9	6
20 T.Moore	503	2,069	4.1	6

## CAREER RECEIVING

## RECEPTIONS

Player	No	Yds	Avg	Yrs
1 D.Driver	743	10,137	13.6	14
2 D.Adams	669	8,121	12.1	8
3 S.Sharpe	595	8,134	13.7	7
4 J.Nelson	550	7,848	14.3	9
5 R.Cobb	532	6,316	11.9	10
6 J.Lofton	530	9,656	18.2	9
7 D.Hutson	488	7,991	16.4	11
8 B.Dowler	448	6,918	15.4	11
9 A.Freeman	431	6,651	15.4	8
10 G.Jennings	425	6,537	15.4	7
11 J.Jones	360	5,195	14.4	8
12 A.Green	350	5,276	7.8	8
13 M.McGee	345	6,346	18.4	12
14 P.Coffman	322	4,223	13.1	8
15 W.Henderson	320	2,409	7.5	12
16 R.Brooks	306	4,225	13.8	7
17 B.Howton	303	5,581	18.4	7
18 C.Dale	275	5,422	19.7	8
19 D.Levens	271	2,079	7.7	8
20 G.Ellis	267	2,514	9.4	7

## YARDS

Player	Yards
1 Donald Driver	10,137
2 James Lofton	9,656
3 Sterling Sharpe	8,134
4 Davante Adams	8,121
5 Don Hutson	7,991
6 Jordy Nelson	7,848
7 Boyd Dowler	6,918
8 Antonio Freeman	6,651
9 Greg Jennings	6,537
10 Max McGee	6,346
11 Randall Cobb	6,316
12 Billy Howton	5,581
13 Carroll Dale	5,422
14 James Jones	5,195
15 Robert Brooks	4,225
16 Paul Coffman	4,223
17 Bill Schroeder	3,435
18 Phillip Epps	2,884
19 Jermichael Finley	2,785
20 Ahman Green	2,726



Donald Driver

# ALL-TIME SCORING

Player	Years	TD	PAT	FG	Pts
Mason Crosby	2007-22	0	733	395	1,918
Ryan Longwell	1997-2005	0	376	226	1,054
Don Hutson	1935-45	105	172	7	823
Chris Jacke	1989-96	0	301	173	820
Paul Hornung	1957-62, 64-66	62	190	66	760
Jim Taylor	1958-66	91	0	0	546
Chester Marcol	1972-80	1	155	120	521
Fred Cone	1951-57	16	200	53	455
Davante Adams	2014-21	73	0	0	***446
Jordy Nelson	2008-14, 16-17	69	0	0	*416
Ahman Green	2000-06, 09	68	0	0	408
Sterling Sharpe	1988-94	66	0	0	396
Ted Fritsch	1942-50	35	62	36	380
Clarke Hinkle	1932-41	44	31	28	379
Donald Driver	1999-2012	62	0	0	**376
Aaron Jones	2017-22	60	0	0	**362
Antonio Freeman	1995-2001, 03	57	0	0	**346
Greg Jennings	2006-12	53	0	0	**324
Randall Cobb	2011-18, 21-22	51	0	0	**310
Verne Lewellen	1924-32	51	1	0	307
Max McGee	1954, 57-67	51	0	0	306
James Lofton	1978-86	50	0	0	300
Jan Stenerud	1980-83	0	115	59	292
James Jones	2007-13, 15	45	0	0	**274
Dorsey Levens	1994-2001	44	0	0	*266
Al Del Greco	1984-87	0	112	50	262
Don Chandler	1965-67	0	117	48	261
Billy Howton	1952-58	43	0	0	258
Boyd Dowler	1959-69	40	0	0	240
Paul Coffman	1978-85	39	0	0	234
J. (Blood) McNally	1929-33, 35-36	38	2	0	230
Aaron Rodgers	2005-22	35	0	0	***216
Robert Brooks	1992-98	35	0	0	210
Carroll Dale	1965-72	35	0	0	210
Gerry Ellis	1980-86	35	0	0	210
Elijah Pitts	1961-69, 71	35	0	0	210
Bubba Franks	2000-07	32	0	0	**196
John Brockington	1971-77	32	0	0	192
Donny Anderson	1966-71	31	0	0	186
Tony Canadeo	1941-44, 46-52	31	0	0	186
Eddie Lee Ivey	1979-86	30	0	0	180
Tobin Rote	1950-56	30	0	0	180
Edgar Bennett	1992-96	29	0	0	**178
Jerry Kramer	1958-68	0	90	29	177
Ryan Grant	2007-12	29	0	0	174
Eddie Lacy	2013-16	29	0	0	174
Tom Moore	1960-65	27	0	0	162
Ed West	1984-94	26	0	0	*158
John Kuhn	2007-15	23	0	0	138
Javon Walker	2002-05	22	0	0	132
Gary Knafecl	1954-62	21	0	0	126
Joe Laws	1934-45	21	0	0	126
Barty Smith	1974-80	21	0	0	126
Jermichael Finley	2008-13	20	0	0	120
Allen Lazard	2018-22	20	0	0	120
Bill Schroeder	1994, 1997-2001	20	0	0	120
Brent Fullwood	1987-90	19	0	0	114
William Henderson	1995-2006	19	0	0	114
Terdell Middleton	1977-81	19	0	0	114
Jamaal Williams	2017-20	18	0	0	***114
Curly Lambeau	1921-29	12	20	6	110
Dave Rayner	2006	0	31	26	109
Floyd Reid	1950-56	18	0	0	108
Max Zendejas	1987-88	0	30	25	105
Mark Chmura	1993-99	17	0	0	*104
Donald Lee	2005-10	17	0	0	102
Bob Mann	1950-54	17	0	0	102
Robert Tonyan	2018-22	17	0	0	102
Travis Williams	1967-70	17	0	0	102
Lou Brock	1940-45	16	2	0	98
Andy Uram	1938-43	16	2	0	98
AJ Dillon	2020-22	16	0	0	96
Phillip Epps	1982-88	16	0	0	96
Hank Bruder	1931-39	15	4	0	94
Jessie Clark	1983-87	15	0	0	90
Ron Kramer	1957, 59-64	15	0	0	90
Bob Monnett	1933-38	8	27	5	90
Steve Odum	1974-79	15	0	0	90
James Starks	2010-16	15	0	0	90
Bart Starr	1956-71	15	0	0	90
Vince Workman	1989-92	15	0	0	90
Tyrone Davis	1997-2002	14	0	0	*86
Lavvie Dilweg	1927-34	14	2	0	86
Paul Engebretsen	1934-41	0	43	14	85
Nolan Luhn	1945-49	13	0	0	+80
Richard Rodgers	2014-17	13	0	0	*80

Player	Years	TD	PAT	FG	Pts
Brett Favre	1992-2007	13	0	0	78
Clyde Goodnight	1945-49	13	0	0	78
Dave Hampton	1969-71	13	0	0	78
Harlan Huckleby	1980-85	13	0	0	78
Rich McGeorge	1970-78	13	0	0	78
Marquez Valdes-Scantling	2018-21	13	0	0	78
Robert Ferguson	2001-06	12	0	0	**76
Marv Fleming	1963-69	12	0	0	72
Hurdis McCrary	1929-33	12	0	0	72
Carl Mulleneaux	1938-41, 45-46	12	0	0	72
Mike Mercer	1968-69	0	35	12	71
Ed Jankowski	1937-41	10	4	1	67
Irv Comp	1943-49	11	0	0	66
Jim Grabowski	1966-70	11	0	0	66
Keith Jackson	1995-96	11	0	0	66
John Jefferson	1981-84	11	0	0	66
MacArthur Lane	1972-74	11	0	0	66
Dale Livingston	1970	0	19	15	64
Bo Molenda	1928-32	9	10	0	64
Cecil Isbell	1938-42	10	3	0	63
Tom Birney	1979-80	0	21	13	60
Red Dunn	1927-31	1	48	2	60
Wuert Englemann	1930-33	10	0	0	60
Charles Goldenberg	1933-45	10	0	0	60
Billy Grimes	1950-52	10	0	0	60
Scott Hunter	1971-73	10	0	0	60
Eddie Kotal	1925-29	9	0	0	60
Ty Montgomery	2015-18	10	0	0	60
Ernie Smith	1935-37, 39	0	42	6	60
Charles Woodson	2006-12	10	0	0	60
Roger Grove	1931-35	7	16	0	58
Brandon Jackson	2007-10	9	0	0	*56
David Martin	2001-06	9	0	0	*56
Herb Adrderley	1961-69	9	0	0	54
Myrt Basinger	1923-27	9	0	0	54
Cub Buck	1921-25	0	24	10	54
Lynn Dickey	1976-77, 79-85	9	0	0	54
Tony Fisher	2002-05	9	0	0	54
Willard Harrell	1975-77	9	0	0	54
Jackie Harris	1980-93	9	0	0	54
Don Majkowski	1987-92	9	0	0	54
Darrell Thompson	1990-94	9	0	0	54
Eric Torkelson	1974-79, 81	9	0	0	54
Christian Watson	2022	9	0	0	54
Joe Daneilo	1975	0	20	11	53
Ward Cuff	1947	0	30	7	51
Paul Ott Carruth	1986-88	8	0	0	48
Milt Gantenbein	1931-40	8	0	0	48
Anthony Morgan	1993-96	8	0	0	48
Walt Schlinkman	1946-49	8	0	0	48
Aundra Thompson	1977-81	8	0	0	48
Keith Woodside	1988-91	8	0	0	48
Corey Bradford	1998-2001	7	0	0	*44
Arnie Herber	1930-40	7	2	0	44
Al Carmichael	1971	0	19	8	43
Najeh Davenport	2002-05	7	0	0	42
Carlton Elliott	1951-54	7	0	0	42
Howie Ferguson	1953-58	7	0	0	42
Samkon Gado	2005-06	7	0	0	42
Carl Lidberg	1926, 29-30	7	0	0	42
Don McIlhenny	1957-59	7	0	0	42
Babe Parilli	1952-53, 57-58	7	0	0	42
George Sauer	1935-37	7	0	0	42
Darren Sharper	1997-2004	7	0	0	42
Jon Stagers	1972-74	7	0	0	42
David Whitehurst	1977-83	7	0	0	42
Geronimo Allison	2016-19	6	0	0	*38
Marcedes Lewis	2018-22	6	0	0	*38
Ruvell Martin	2006-08	6	0	0	*38
Don Beebe	1996-97	6	0	0	36
Antonio Chatman	2003-05	6	0	0	36
Harry Jancuski	1939-44	6	0	0	36
Perry Kemp	1988-91	6	0	0	36
Marty Norton	1925	6	0	0	36
Andrew Quarless	2010-11, 13-15	6	0	0	36
Walter Stanley	1985-88	6	0	0	36
Charlie Mathys	1922-26	5	0	1	33
Doug Hart	1964-71	5	0	0	+32
Jack Cloud	1950-51	5	0	0	30
Nick Collins	2005-11	5	0	0	30
Kenneth Davis	1986-88	5	0	0	30
Bobby Dillon	1952-59	5	0	0	30
Gary Ellerson	1985-86	5	0	0	30
Ken Ellis	1970-75	5	0	0	30
Rex Enright	1926-27	5	0	0	30

ALL-TIME SCORING — INDIVIDUAL  
 COMMUNITY  
 ADMIN. & COACHES  
 VETERANS  
 DRAFT & FREE AGENTS  
 REVIEW  
 ALL-TIME SCORING  
 LAMBEAU FIELD  
 MISC.

Player	Years	TD	PAT	FG	Pts	Player	Years	TD	PAT	FG	Pts
Herman Fontenot	1989-90	5	0	0	30	Bruce Smith	1945-48	2	0	0	+14
Jimmy Graham	2018-19	5	0	0	30	Marques Anderson	2002-03	2	0	0	12
Noah Herron	2005-07	5	0	0	30	Carl Bland	1989-90	2	0	0	12
Derrick Mayes	1996-98	5	0	0	30	Brandon Bostick	2013-14	2	0	0	12
Harry O'Boyle	1928, 32	1	15	3	30	Tom Brown	1964-68	2	0	0	12
Ken Payne	1974-77	5	0	0	30	Terrell Buckley	1992-94	2	0	0	12
Ray Pelfrey	1951-52	5	0	0	30	Lee Roy Caffey	1964-69	2	0	0	12
Pid Purdy	1926-27	1	15	3	30	Jack Clancy	1970	2	0	0	12
Jeff Query	1989-91	5	0	0	30	Preston Dennard	1985	2	0	0	12
Al Rose	1932-36	5	0	0	30	Clint Didier	1988-89	2	0	0	12
Chuck Sample	1942, 45	5	0	0	30	Rasul Douglas	2021-22	2	0	0	12
Veryl Switzer	1954-55	5	0	0	30	Bill DuMoe	1921	2	0	0	12
Walter Voss	1924	5	0	0	30	Dick Flaherty	1926	2	0	0	12
DeShawn Wynn	2007-08	5	0	0	30	Terry Glenn	2002	2	0	0	12
Bill Reichardt	1952	1	5	5	26	Al Harris	2003-09	2	0	0	12
Ade Schwammell	1934-36, 43-44	0	8	6	26	DuJuan Harris	2012, 14	2	0	0	12
Tim Webster	1971	0	8	6	26	Casey Hayward	2012-15	2	0	0	12
Chuck Mercein	1967-69	2	7	2	25	Cal Hubbard	1929-33, 35	2	0	0	12
Willie Wood	1960-71	4	1	0	25	Brett Hundley	2016-17	2	0	0	12
Will Blackmon	2006-09	4	0	0	24	Jack Jacobs	1947-49	2	0	0	12
Jarrett Boykin	2012-14	4	0	0	24	Claudius James	1967-68	2	0	0	12
Charley Brock	1939-47	4	0	0	24	Jeff Janis	2014-17	2	0	0	12
Reggie Cobb	1994	4	0	0	24	M.D. Jennings	2011-13	2	0	0	12
Ted Cook	1948-50	4	0	0	24	Bob Jeter	1963-70	2	0	0	12
Tom Crabtree	2010-12	4	0	0	24	Chester Johnston	1931, 34-38	2	0	0	12
Paul Duhart	1944	4	0	0	24	Charles Jordan	1994-95, 99	2	0	0	12
Ralph Earhart	1948-49	4	0	0	24	Lance Kendricks	2017-18	2	0	0	12
Bob Forte	1946-53	4	0	0	24	Jake Kumerow	2018-19	2	0	0	12
Earl Gros	1962-63	4	0	0	24	Walt Landers	1978-79	2	0	0	12
Spencer Havner	2008-10	4	0	0	24	Gary Lewis	1981-84	2	0	0	12
John Hilton	1970	4	0	0	24	Mark Lewis	1985-87	2	0	0	12
Joe Johnson	1954-58	4	0	0	24	Tim Lewis	1983-86	2	0	0	12
Bob Long	1964-67	4	0	0	24	Larry Marks	1928	2	0	0	12
Keith McKenzie	1996-99, 2002	4	0	0	24	John Martinkovic	1951-56	2	0	0	12
Paul Miller	1936-38	4	0	0	24	Joel Mason	1942-45	2	0	0	12
Dick O'Donnell	1924-30	4	0	0	24	Aubrey Matthews	1988-89	2	0	0	12
Steve Pritko	1949-50	4	0	0	24	Mike McKenzie	1999-2004	2	0	0	12
Del Rodgers	1982, 84	4	0	0	24	Rondell Mealey	2001-02	2	0	0	12
Bernie Scherer	1936-38	4	0	0	24	Blake Moore	1984-85	2	0	0	12
Barry Smith	1973-75	4	0	0	24	Vernard Mocerney	2006-07	2	0	0	12
Ed Cody	1947-48	2	11	0	23	Ray Nitschke	1958-72	2	0	0	12
Eddie Garcia	1983-84	0	14	3	23	De'Mond Parker	1999-2000	2	0	0	12
Dutch Hendrian	1924	3	0	1	21	Julius Peppers	2014-16	2	0	0	12
Roy McKay	1944-47	3	3	0	21	Damarius Randall	2015-17	2	0	0	12
Tom Nash	1928-32	3	0	0	+20	Allen Rossom	2000-01	2	0	0	12
Paul Fitzgibbon	1930-32	3	1	0	19	Art Schmaehl	1921	2	0	0	12
Steve Atkins	1979-81	3	0	0	18	Herm Schneidman	1935-39	2	0	0	12
Al Baldwin	1950	3	0	0	18	Ben Starret	1942-45	2	0	0	12
Willie Buchanon	1972-78	3	0	0	18	John Thompson	1979-82	2	0	0	12
LeRoy Butler	1990-2001	3	0	0	18	Gabe Wilkins	1994-97	2	0	0	12
Mark Clayton	1993	3	0	0	18	Tramon Williams	2007-14, 18-19	2	0	0	12
Larry Coutre	1950, 53	3	0	0	18	Tyrone Williams	1996-2002	2	0	0	12
Romeo Doubs	2022	3	0	0	18	Ben Wilson	1967	2	0	0	12
Mike Douglass	1978-85	3	0	0	18	Charles Wilson	1990-91	2	0	0	12
Jug Girard	1948-51	3	0	0	18	Faye Wilson	1930-31	2	0	0	12
Michael Haddix	1989-90	3	0	0	18	Ben Agajanian	1961	0	8	1	11
Jack Harris	1925-26	3	0	0	18	John Anderson	1978-89	1	1	1	10
Desmond Howard	1996, 99	3	0	0	18	Dale Dawson	1988	0	1	3	10
Micah Hyde	2013-16	3	0	0	18	Tim Harris	1986-90	1	0	0	+10
Mark Ingram	1995	3	0	0	18	Whitey Woodin	1922-31	1	4	0	10
Clay Matthews	2009-18	3	0	0	18	George Abramson	1925	0	2	2	8
Mike Meade	1982-83	3	0	0	18	Robert Brown	1982-92	1	0	0	+8
Terry Mickens	1994-97	3	0	0	18	Bryce Paup	1990-94	1	0	0	+8
Stan Mills	1922-23	3	0	0	18	Frank Balasz	1939-41	1	1	0	7
Dom Moselle	1951-52	3	0	0	18	Nate Abrams	1921	1	0	0	6
Frankie Neal	1987	3	0	0	18	Lionel Aldridge	1963-71	1	0	0	6
Don Perkins	1944-45	3	0	0	18	Bill Anderson	1965-66	1	0	0	6
Roell Preston	1977-98	3	0	0	18	Bert Askson	1975-77	1	0	0	6
Aaron Ropkowski	2015-17	3	0	0	18	Frank Baker	1931	1	0	0	6
Harry Sydney	1992	3	0	0	18	Nick Barnett	2003-10	1	0	0	6
Jerry Tagge	1972-74	3	0	0	18	Norm Barry	1921	1	0	0	6
Jeff Thomason	1955-99	3	0	0	18	Don Barton	1953	1	0	0	6
Hal Van Every	1940-41	3	0	0	18	Sanjay Beach	1992	1	0	0	6
Randy Wright	1984-88	3	0	0	18	Wayland Becker	1936-38	1	0	0	6
Bob Adkins	1940-41, 45	2	4	0	16	Tony Bennett	1990-93	1	0	0	6
Willie Davis	1960-69	2	0	0	+16	Cedric Benson	2012	1	0	0	6
Booth Lusteg	1969	0	12	1	15	Desmond Bishop	2007-11	1	0	0	6
Josiah Huguara	2020-22	2	0	0	+14	J.R. Boone	1953	1	0	0	6
Craig Hentrich	1994-97	0	5	3	14	Zeke Bratkowski	1963-68, 71	1	0	0	6
Mike Michalske	1929-35, 37	2	0	0	+14	Bashaud Breeland	2018	1	0	0	6

**ALL-TIME SCORING, TEAM (1921-PRESENT)**

	GB	Opp		GB	Opp
Total Points	29,512	25,839	Two-Point Conversions	41	49
Touchdowns	3,598	3,060	Field Goals	1,496	1,499
Rushing	1,292	1,201	Safeties	46	62
Passing	1,992	1,582	Individual	24	
Return	314	277	Team	22	
PAT#	3,262	2,760			

#—includes one team PAT (opponent offense on attempt, 1922)



Player	Years	TD	PAT	FG	Pts
Mark Brunell	1993-94	1	0	0	6
Morgan Burnett	2010-17	1	0	0	6
Bill Butler	1959	1	0	0	6
Mike Butler	1977-82, 85	1	0	0	6
Ivan Cahoon	1926-29	1	0	0	6
DeVondre Campbell	2021-22	1	0	0	6
Lew Carpenter	1959-63	1	0	0	6
Fred Carr	1968-77	1	0	0	6
Ahmad Carroll	2004-06	1	0	0	6
Jim Carter	1970-75, 77-78	1	0	0	6
Joe Carter	1942	1	0	0	6
Paul Christman	1950	1	0	0	6
Jack Concannon	1974	1	0	0	6
Jared Cook	2016	1	0	0	6
Larry Craig	1939-49	1	0	0	6
Bernie Crimmins	1945	1	0	0	6
Tommy Cronin	1922	1	0	0	6
Ray Crouse	1984	1	0	0	6
Jim Crowley	1925	1	0	0	6
Dan Currie	1958-64	1	0	0	6
Dominique Dafney	2020	1	0	0	6
Mike Daniels	2012-18	1	0	0	6
Dave Davis	1971-72	1	0	0	6
Trevor Davis	2016-18	1	0	0	6
Gib Dawson	1953	1	0	0	6
Patrick Dendy	2005-06	1	0	0	6
Dean Dorsey	1988	0	3	1	6
Wally Dreyer	1950	1	0	0	6
Antuan Edwards	1999-2003	1	0	0	6
Doug Evans	1993-97	1	0	0	6
Tony Falkenstein	1943	1	0	0	6
Bobby Jack Floyd	1952	1	0	0	6
Matt Flynn	2008-11, 13-14	1	0	0	6
Joe Francis	1958-59	1	0	0	6
Johnathan Franklin	2013	1	0	0	6
Milton Gardner	1922-26	1	0	0	6
Kabeer Gbaja-Biamila	2000-08	1	0	0	6
Jim Gillette	1947	1	0	0	6
Leland Glass	1972-73	1	0	0	6
Les Goodman	1973-74	1	0	0	6
Johnnie Gray	1975-83	1	0	0	6
Tiger Greene	1986-90	1	0	0	6
Tom Greenfield	1939-41	1	0	0	6
Hank Gremminger	1956-65	1	0	0	6
Joey Hackett	1987-88	1	0	0	6
Korey Hall	2007-10	1	0	0	6
James Hargrove	1987	1	0	0	6
Raymont Harris	1998	1	0	0	6
Maurice Harvey	1981-83	1	0	0	6
Michael Hawthorne	2003-04	1	0	0	6
Aaron Hayden	1997	1	0	0	6
Les Hearden	1924	1	0	0	6
Stan Heath	1949	1	0	0	6
Abdul Hodge	2006	1	0	0	6
Darick Holmes	1998	1	0	0	6
Estus Hood	1978-84	1	0	0	6
Don Horn	1967-70	1	0	0	6
Lynn Howard	1921-22	1	0	0	6
Jason Hunter	2006-08	1	0	0	6
Bob Ingalls	1942	1	0	0	6
Josh Jackson	2018-20	1	0	0	6
Jim Jensen	1981-82	1	0	0	6
Travis Jervey	1995-98	1	0	0	6
Glenn Johnson	1949	1	0	0	6
Randy Johnson	1976	1	0	0	6
Bruce Jones	1927-28	1	0	0	6
Sean Jones	1994-96	1	0	0	6
Henry Jordan	1959-69	1	0	0	6
Jim Keane	1952	1	0	0	6
Bill Kelley	1949	1	0	0	6
Blair Kiel	1988-91	1	0	0	6
George Koonce	1992-99	1	0	0	6
Larry Krause	1970-71, 73-74	1	0	0	6
Bill Larson	1980	1	0	0	6
Charles Lee	2000-01	1	0	0	6
Mark Lee	1980-90	1	0	0	6
Ace Loomis	1951-53	1	0	0	6
Dean Lowry	2016-22	1	0	0	6
Steve Luke	1975-80	1	0	0	6
Marquand Manuel	2006	1	0	0	6
Larry Mason	1988	1	0	0	6
Al Matthews	1970-75	1	0	0	6
Mike P. McCoy	1970-76	1	0	0	6
Lamar McHan	1959-60	1	0	0	6
Steve Meilinger	1958, 60	1	0	0	6
Christine Michael	2016	1	0	0	6
Basil Mitchell	1999-2000	1	0	0	6
Lee Morris	1987	1	0	0	6
Dezman Moses	2012	1	0	0	6
Mark Murphy	1980-85, 87-91	1	0	0	6
Ed Neal	1945-51	1	0	0	6
Keisean Nixon	2022	1	0	0	6
Brian Noble	1985-93	1	0	0	6
Dan Orlich	1949-51	1	0	0	6
Ernie Pannell	1941-42, 45	1	0	0	6

Player	Years	TD	PAT	FG	Pts
Johnny Papit	1953	1	0	0	6
Keith Paskett	1987	1	0	0	6
Shawn Patterson	1988-91, 93	1	0	0	6
Charlie Peprah	2006-08, 10-11	1	0	0	6
Justin Perillo	2014-15	1	0	0	6
Ron Pitts	1988-90	1	0	0	6
B.J. Raji	2009-13, 15	1	0	0	6
Keith Ranspot	1942	1	0	0	6
Ray Riddick	1940-42, 46	1	0	0	6
Alan Risher	1987	1	0	0	6
Andre Rison	1996	1	0	0	6
John Roach	1961-63	1	0	0	6
Koren Robinson	2006-07	1	0	0	6
Quinten Rollins	2015-17	1	0	0	6
Ken Roskie	1948	1	0	0	6
Dan Ross	1986	1	0	0	6
Aaron Rouse	2007-08	1	0	0	6
Russ Saunders	1931	1	0	0	6
Darnell Savage	2019-22	1	0	0	6
Francis Schammel	1937	1	0	0	6
Patrick Scott	1987-88	1	0	0	6
John Simmons	1986	1	0	0	6
Nate Simpson	1977-79	1	0	0	6
Ollie Smith	1976-77	1	0	0	6
Preston Smith	2019-22	1	0	0	6
John Spiilis	1969-71	1	0	0	6
Equanimeous St. Brown	2018, 20-21	1	0	0	6
Rebel Steiner	1950-51	1	0	0	6
John Stephens	1993	1	0	0	6
Jace Sternberger	2019-20	1	0	0	6
Ken Stills	1985-89	1	0	0	6
Chandon Sullivan	2019-21	1	0	0	6
Bob Summerhays	1949-51	1	0	0	6
Don Summers	1987	1	0	0	6
Earl Svendsen	1937, 39	1	0	0	6
Karl Swanke	1980-86	1	0	0	6
Len Szafaryn	1950, 53-56	1	0	0	6
Claude Taugher	1922	1	0	0	6
Cliff Taylor	1976	1	0	0	6
Kitrick Taylor	1992	1	0	0	6
Malik Taylor	2020-21	1	0	0	6
Patrick Taylor	2021-22	1	0	0	6
Ryan Taylor	2011-14	1	0	0	6
Lavale Thomas	1987-88	1	0	0	6
Gerald Tinker	1975	1	0	0	6
Scott Tolzien	2013	1	0	0	6
Mike Tomczak	1991	1	0	0	6
Samori Toure	2022	1	0	0	6
Walter Tullis	1978-79	1	0	0	6
Alex Urban	1941, 44-45	1	0	0	6
Eddie Usher	1922, 24	1	0	0	6
Erik Walden	2010-12	1	0	0	6
Val Joe Walker	1953-56	1	0	0	6
Wesley Walls	2003	1	0	0	6
Clarence Weathers	1990-91	1	0	0	6
Lyle Wheeler	1921-23	1	0	0	6
Tracy White	2006-07	1	0	0	6
Jesse Whittenont	1958-64	1	0	0	6
Marcus Wilkins	2002-03	1	0	0	6
Clarence Williams	1970-77	1	0	0	6
Perry Williams	1969-73	1	0	0	6
Paul Winslow	1960	1	0	0	6
Dave Conway	1971	0	5	0	5
Joe Ethridge	1949	0	1	1	4
Errol Mann	1968, 76	0	4	0	4
Dave Pureifory	1972-77	0	2	0	+4
Herman Rohrig	1941, 46-47	0	1	1	4
Chet Adams	1943	0	0	1	3
Jaire Alexander	2018-22	0	0	0	+2
Greg Boyd	1983	0	0	0	+2
Bob Brown	1966-73	0	0	0	+2
Curtis Burrow	1988	0	2	0	2
Bill Forester	1953-63	0	0	0	+2
Dave Hanner	1952-64	0	0	0	+2
Ted Hendricks	1974	0	0	0	+2
Jordan Love	2021-22	0	0	0	+2
Russell Maryland	2000	0	0	0	+2
Urban Odson	1946-49	0	0	0	+2
John Thiery	2000-01	0	0	0	+2
Tom Toner	1973, 75-77	0	0	0	+2
Dick Weisgerber	1938-40, 42	0	2	0	2
Dick Wildung	1946-51, 53	0	0	0	+2
Cal Clemens	1936	0	1	0	1
Glen Sorenson	1943-45	0	1	0	1
Clayton Tonnenmaker	1950, 53-54	0	1	0	1
Rich Wingo	1979, 81-84	0	1	0	1

+—includes safety

++—includes two safeties

\*—includes two-point conversion

\*\*—includes two two-point conversions

\*\*\*—includes three two-point conversions

\*\*\*\*—includes four two-point conversions

# PACKERS VS. THE NFL

RESULTS BY TEAM — SUMMARY

COMMUNITY

ADMIN. & COACHES

VETERANS

DRAFT & FREE AGENTS

2022 REVIEW

PACKERS VS. NFL

LAMBEAU FIELD

MISC.

## REGULAR SEASON

## POSTSEASON

## PRESEASON

Franchise	First Meeting	REGULAR SEASON					POSTSEASON					PRESEASON			
		W	L	T	Pct	PF	PA	W	L	Pct	PF	PA	W	L	T
Arizona Cardinals <sup>1</sup>	1921	45	24	4	.652	1,313	987	1	2	.333	106	93	16	7	0
Atlanta Falcons	1966	17	14	0	.548	779	656	2	2	.500	113	112	5	2	0
Baltimore Ravens	1998	5	2	0	.714	139	165	0	0	—	0	0	1	1	0
Buffalo Bills	1974	5	9	0	.357	251	285	0	0	—	0	0	10	4	0
Carolina Panthers	1996*	10	6	0	.625	442	363	1	0	1.000	30	13	0	1	0
Chicago Bears <sup>2</sup>	1921	104	94	6	.525	3,630	3,491	1	1	.500	35	47	12	5	2
Cincinnati Bengals	1971	7	7	0	.500	271	310	0	0	—	0	0	5	11	1
Cleveland Browns <sup>3</sup>	1953	13	7	0	.650	480	377	1	0	1.000	23	12	11	14	0
Dallas Cowboys	1960	17	13	0	.567	720	658	4	4	.500	194	233	9	6	0
Denver Broncos	1971	7	6	1	.536	311	256	0	1	.000	24	31	3	7	0
Detroit Lions <sup>4</sup>	1930	103	75	7	.578	3,946	3,468	2	0	1.000	44	36	1	0	0
Houston Texans	2004	4	1	0	.800	135	94	0	0	—	0	0	1	1	0
Indianapolis Colts <sup>5</sup>	1953	20	23	1	.466	979	1,015	1	0	1.000	13	10	4	5	0
Jacksonville Jaguars	1995	5	2	0	.714	168	141	0	0	—	0	0	0	2	0
Kansas City Chiefs <sup>6</sup>	1966*	4	8	1	.346	242	267	1	0	1.000	35	10	9	10	1
Las Vegas Raiders <sup>7</sup>	1967*	8	5	0	.615	320	228	1	0	1.000	33	14	5	7	0
Los Angeles Chargers <sup>8</sup>	1970	10	2	0	.833	353	212	0	0	—	0	0	1	2	1
Los Angeles Rams <sup>9</sup>	1937	47	46	2	.505	2,181	2,174	2	1	.667	77	70	4	2	0
Miami Dolphins	1971	6	10	0	.375	313	365	0	0	—	0	0	5	4	0
Minnesota Vikings	1961	64	56	3	.533	2,730	2,414	1	1	.500	41	41	0	0	0
New England Patriots <sup>10</sup>	1973	6	6	0	.500	285	255	1	0	1.000	35	21	7	7	0
New Orleans Saints	1968	17	10	0	.630	737	656	0	0	—	0	0	8	2	0
New York Giants	1928	29	24	2	.547	999	980	5	3	.625	189	110	19	9	2
New York Jets <sup>11</sup>	1973	5	9	0	.357	234	319	0	0	—	0	0	6	3	0
Philadelphia Eagles	1933	27	16	0	.628	920	749	1	2	.333	51	53	7	9	0
Pittsburgh Steelers <sup>12</sup>	1933	19	16	0	.543	841	659	1	0	1.000	31	25	15	10	1
San Francisco 49ers <sup>13</sup>	1950	34	28	1	.548	1,315	1,315	4	5	.444	218	204	2	4	0
Seattle Seahawks	1976	12	8	0	.600	503	387	3	1	.750	125	98	2	3	0
Tampa Bay Buccaneers	1977	33	22	1	.598	1,082	923	1	1	.500	47	38	1	1	0
Tennessee Titans <sup>14</sup>	1972	6	8	0	.429	326	341	0	0	—	0	0	4	8	0
Washington Commanders <sup>14</sup>	1932	20	16	1	.556	728	628	2	1	.667	59	40	15	11	0

\* first meeting came in the postseason

Note: From 1921-71, tie games were not included in winning percentage

- <sup>1</sup>—Phoenix Cardinals (1988-93); St. Louis Cardinals (1960-87); Chicago Cardinals (1920-59)
- <sup>2</sup>—Chicago Staleys (1921); Decatur Staleys (1920)
- <sup>3</sup>—Did not play from 1996-98; rejoined league as expansion franchise in 1999
- <sup>4</sup>—Portsmouth (Ohio) Spartans (1930-33)
- <sup>5</sup>—Baltimore Colts (1953-83); does not include 1950 meeting with original franchise (see defunct teams below)
- <sup>6</sup>—Dallas Texans (1960-62)
- <sup>7</sup>—Oakland Raiders (1960-81, 1995-2019); Los Angeles Raiders (1982-94)
- <sup>8</sup>—Los Angeles Chargers (1960, 2017-present); San Diego Chargers (1961-2016)
- <sup>9</sup>—Los Angeles Rams (1946-94, 2016-present); St. Louis Rams (1995-2015); Cleveland Rams (1937-42, 1944-45)
- <sup>10</sup>—Boston Patriots (1960-70)
- <sup>11</sup>—New York Titans (1960-62)
- <sup>12</sup>—Pittsburgh Pirates (1933-39)
- <sup>13</sup>—Tennessee Oilers (1997-98); Houston Oilers (1960-96)
- <sup>14</sup>—Washington Football Team (2020-21); Washington Redskins (1937-2019); Boston Redskins (1933-36); Boston Braves (1932)



## PACKERS ALL-TIME VS. DEFUNCT TEAMS (1921-52)

Baltimore Colts <sup>*</sup>	0-1-0	Milwaukee Badgers	9-0-1
Boston Yanks	3-0-0	Minneapolis Marines/Red Jackets	8-0-0
Brooklyn Dodgers/Tigers	10-0-0	New York Bulldogs/Yanks	2-3-0
Card-Pitt	2-0-0	New York Yankees	1-0-1
Cincinnati Reds	1-0-0	Phil-Pitt Steagles	1-0-0
Cleveland Bulldogs	1-0-0	Pottsville Maroons	1-2-0
Cleveland Indians	1-0-0	Providence Steam Roller	4-0-1
Columbus Panhandles	1-0-0	Racine Legion/Tornadoes	4-3-1
Dallas Texans	2-0-0	Rochester Jeffersons	1-0-0
Dayton Triangles	5-0-0	Rock Island Independents	1-3-1
Detroit Panthers	2-0-0	St. Louis All-Stars	1-0-1
Duluth Kelleys/Eskimos	3-1-1	St. Louis Gunners	1-0-0
Evansville Crimson Giants	1-0-0	Staten Island Stapletons	4-0-0
Frankford Yellow Jackets	5-4-1		
Hammond Pros	3-0-0		
Kansas City Blues	2-0-0		
Louisville Colonels	1-0-0		

\* — Franchise folded after 1950 season, replaced in 1953 by current team, which moved to Indianapolis in 1984.

# RESULTS BY TEAM

## ARIZONA\*

- 1921 — Tie, 3-3 (C, Nov. 20)  
 1922 — Cardinals, 16-3 (C, Oct. 15)  
 1924 — Cardinals, 3-0 (C, Oct. 5)  
 1925 — Cardinals, 9-6 (C, Nov. 8)  
 1926 — Cardinals, 13-7 (GB, Oct. 10)  
 Packers, 3-0 (C, Oct. 31)  
 Packers, 13-0 (GB, Oct. 16)  
 Tie, 6-6 (C, Nov. 6)  
 1928 — Packers, 20-0 (GB, Oct. 14)  
 1929 — Packers, 9-2 (GB, Oct. 6)  
 Packers, 7-6 (C, Oct. 27)  
 Packers, 12-0 (C, Nov. 17)  
 1930 — Packers, 14-0 (GB, Sept. 21)  
 Cardinals, 13-6 (C, Nov. 16)  
 1931 — Packers, 26-7 (GB, Oct. 11)  
 Cardinals, 21-13 (C, Nov. 15)  
 1932 — Packers, 15-7 (GB, Sept. 18)  
 Packers, 19-9 (C, Nov. 6)  
 1933 — Packers, 14-6 (C, Nov. 5)  
 1934 — Packers, 15-0 (GB, Oct. 21)  
 Cardinals, 9-0 (Milw., Nov. 18)  
 Cardinals, 6-0 (C, Nov. 29)  
 1935 — Cardinals, 7-6 (GB, Sept. 15)  
 Cardinals, 3-0 (Milw., Oct. 13)  
 Cardinals, 9-7 (C, Nov. 28)  
 1936 — Packers, 10-7 (GB, Sept. 13)  
 Packers, 24-0 (Milw., Oct. 4)  
 Tie, 0-0 (C, Dec. 6)  
 1937 — Cardinals, 14-7 (GB, Sept. 12)  
 Packers, 34-13 (Milw., Oct. 10)  
 1938 — Packers, 28-7 (Milw., Sept. 25)  
 Packers, 24-22 (Buffalo, Sept. 28)  
 1939 — Packers, 14-10 (GB, Sept. 17)  
 Packers, 27-20 (Milw., Oct. 8)  
 1940 — Packers, 31-6 (Milw., Sept. 29)  
 Packers, 28-7 (C, Nov. 10)  
 1941 — Packers, 14-13 (Milw., Oct. 5)  
 Packers, 17-9 (GB, Nov. 16)  
 1942 — Packers, 17-13 (C, Oct. 4)  
 Packers, 55-24 (GB, Nov. 1)  
 1943 — Packers, 28-7 (C, Oct. 3)  
 Packers, 35-14 (Milw., Nov. 14)  
 1945 — Packers, 33-14 (GB, Oct. 28)  
 1946 — Packers, 19-7 (C, Nov. 10)  
 Cardinals, 24-6 (GB, Nov. 24)  
 1947 — Cardinals, 14-10 (GB, Oct. 12)  
 Cardinals, 21-20 (C, Nov. 16)  
 1948 — Cardinals, 17-7 (Milw., Oct. 10)  
 Cardinals, 42-7 (C, Dec. 5)  
 1949 — Cardinals, 39-17 (Milw., Oct. 16)  
 Cardinals, 41-21 (C, Nov. 27)  
 1955 — Packers, 31-14 (GB, Nov. 13)  
 1956 — Packers, 24-21 (C, Dec. 2)  
 1962 — Packers, 17-0 (Milw., Sept. 23)  
 1963 — Packers, 30-7 (StL., Oct. 20)  
 1967 — Packers, 31-23 (StL., Oct. 30)  
 1969 — Packers, 45-28 (GB, Dec. 21)  
 1971 — Tie, 16-16 (StL., Dec. 5)  
 1973 — Packers, 25-21 (GB, Nov. 11)  
 1976 — Cardinals, 29-0 (StL., Sept. 19)  
 1982 — \*\*Packers, 41-16 (GB, Jan. 8, 1983)  
 1984 — Packers, 24-23 (GB, Sept. 2)  
 1985 — Cardinals, 43-28 (StL., Sept. 29)  
 1988 — Packers, 26-17 (P, Dec. 18)  
 1990 — Packers, 24-21 (P, Nov. 18)  
 1999 — Packers, 49-24 (GB, Jan. 2, 2000)  
 2000 — Packers, 29-3 (Ari, Sept. 24)  
 2003 — Cardinals, 20-13 (Ari, Sept. 21)  
 2006 — Packers, 31-14 (GB, Oct. 29)  
 2009 — Packers, 33-7 (Ari, Jan. 3, 2010)  
 \*\*\*Cardinals, 51-45 OT (Ari, Jan. 10, 2010)  
 2012 — Packers, 31-17 (GB, Nov. 4)  
 2015 — Cardinals, 38-8 (Ari, Dec. 27)  
 +Cardinals, 26-20 OT (Ari, Jan. 16, 2016)  
 2018 — Cardinals, 20-17 (GB, Dec. 2)  
 2021 — Packers, 24-21 (Ari, Oct. 28)  
*\*Franchise location known as  
 Phoenix prior to 1994, located in  
 St. Louis prior to 1988, and in Chicago  
 prior to 1960  
 \*\*NFC First-Round Playoff  
 \*\*\*NFC Wild Card Playoff  
 +NFC Divisional Playoff*

## ATLANTA

- 1966 — Packers, 56-3 (Milw., Oct. 23)  
 1967 — Packers, 23-0 (Milw., Oct. 1)  
 1968 — Packers, 38-7 (A, Oct. 6)  
 1969 — Packers, 28-10 (GB, Oct. 26)  
 1970 — Packers, 27-24 (GB, Sept. 27)  
 1971 — Falcons, 28-21 (A, Nov. 22)  
 1972 — Falcons, 10-9 (Milw., Oct. 22)  
 1974 — Falcons, 10-3 (A, Dec. 15)  
 1975 — Packers, 22-13 (GB, Dec. 21)  
 1976 — Packers, 24-20 (A, Dec. 12)  
 1979 — Falcons, 25-7 (A, Oct. 7)  
 1981 — Falcons, 31-17 (GB, Sept. 13)  
 1982 — Packers, 38-7 (A, Dec. 26)  
 1983 — Falcons, 47-41 OT (A, Nov. 27)  
 1988 — Falcons, 20-0 (A, Nov. 6)  
 1989 — Packers, 23-21 (Milw., Oct. 1)  
 1991 — Falcons, 35-31 (A, Dec. 1)  
 1992 — Falcons, 24-10 (A, Oct. 4)  
 1994 — Packers, 21-17 (Milw., Dec. 18)  
 1995 — \*Packers, 37-20 (GB, Dec. 31)  
 2001 — Falcons, 23-20 (GB, Nov. 18)  
 2002 — Packers, 37-34 OT (GB, Sept. 8)  
 \*Falcons, 27-7 (GB, Jan. 4, 2003)  
 2005 — Packers, 33-25 (A, Nov. 13)  
 2008 — Falcons, 27-24 (GB, Oct. 5)  
 2010 — Falcons, 20-17 (A, Nov. 28)  
 \*\*Packers, 48-21 (A, Jan. 15, 2011)  
 2011 — Packers, 25-14 (A, Oct. 9)  
 2013 — Packers, 22-21 (GB, Dec. 8)  
 2014 — Packers, 43-37 (GB, Dec. 8)  
 2016 — Falcons, 33-32 (A, Oct. 30)  
 +Falcons, 44-21 (A, Jan. 22, 2017)  
 2017 — Falcons, 34-23 (A, Sept. 17)  
 2018 — Packers, 34-20 (GB, Dec. 9)  
 2020 — Packers, 30-16 (GB, Oct. 5)  
*\*NFC Wild Card Playoff  
 \*\*NFC Divisional Playoff  
 +NFC Championship*

## BALTIMORE

- 1998 — Packers, 28-10 (GB, Oct. 25)  
 2001 — Packers, 31-23 (GB, Oct. 14)  
 2005 — Ravens, 48-3 (B, Dec. 19)  
 2009 — Packers, 27-14 (GB, Dec. 7)  
 2013 — Packers, 19-17 (B, Oct. 13)  
 2017 — Ravens, 23-0 (GB, Nov. 19)  
 2021 — Packers, 31-30 (B, Dec. 19)

## BUFFALO

- 1974 — Bills, 27-7 (GB, Oct. 6)  
 1979 — Bills, 19-12 (B, Nov. 18)  
 1982 — Packers, 33-21 (Milw., Dec. 5)  
 1988 — Bills, 28-0 (B, Oct. 30)  
 1991 — Bills, 34-24 (Milw., Nov. 10)  
 1994 — Bills, 29-20 (B, Nov. 20)  
 1997 — Packers, 31-21 (GB, Dec. 20)  
 2000 — Bills, 27-18 (B, Sept. 10)  
 2002 — Packers, 10-0 (GB, Dec. 22)  
 2006 — Bills, 24-10 (B, Nov. 5)  
 2010 — Packers, 34-7 (GB, Sept. 19)  
 2014 — Bills, 21-13 (B, Dec. 14)  
 2018 — Packers, 22-0 (GB, Sept. 30)  
 2022 — Bills, 27-17 (B, Oct. 30)

## CAROLINA

- 1996 — \*Packers, 30-13 (GB, Jan. 12, 1997)  
 1997 — Packers, 31-10 (C, Dec. 14)  
 1998 — Packers, 37-30 (C, Sept. 27)  
 1999 — Panthers, 33-31 (GB, Dec. 12)  
 2000 — Panthers, 31-14 (C, Nov. 27)  
 2001 — Packers, 28-7 (C, Sept. 30)  
 2002 — Packers, 17-14 (GB, Sept. 29)  
 2004 — Packers, 24-14 (C, Sept. 13)  
 2005 — Panthers, 32-29 (C, Oct. 3)  
 2007 — Packers, 31-17 (GB, Nov. 18)  
 2008 — Panthers, 35-31 (GB, Nov. 30)  
 2011 — Packers, 30-23 (C, Sept. 18)  
 2014 — Packers, 38-17 (GB, Oct. 19)  
 2015 — Panthers, 37-29 (C, Nov. 8)  
 2017 — Panthers, 31-24 (C, Dec. 17)  
 2019 — Packers, 24-16 (GB, Nov. 10)  
 2020 — Packers, 24-16 (GB, Dec. 19)  
*\*NFC Championship*

## CHICAGO\*

- 1921 — \*Staleys, 20-0 (C, Nov. 27)  
 1923 — Bears, 3-0 (GB, Oct. 14)  
 1924 — Bears, 3-0 (C, Nov. 23)  
 1925 — Packers, 14-10 (GB, Sept. 27)  
 Bears, 21-0 (C, Nov. 22)  
 1926 — Tie, 6-6 (GB, Sept. 26)  
 Bears, 19-13 (C, Nov. 21)  
 Tie, 3-3 (C, Dec. 19)  
 1927 — Bears, 7-6 (GB, Oct. 2)  
 Bears, 14-6 (C, Nov. 20)  
 1928 — Tie, 12-12 (GB, Sept. 30)  
 Packers, 16-6 (C, Oct. 21)  
 Packers, 6-0 (C, Dec. 9)  
 1929 — Packers, 23-0 (GB, Sept. 29)  
 Packers, 14-0 (C, Nov. 10)  
 Packers, 25-0 (C, Dec. 8)  
 1930 — Packers, 7-0 (GB, Sept. 28)  
 Packers, 13-12 (C, Nov. 9)  
 Bears, 21-0 (C, Dec. 7)  
 1931 — Packers, 7-0 (GB, Sept. 27)  
 Cardinals, 6-2 (C, Nov. 1)  
 Bears, 7-6 (C, Dec. 6)  
 Tie, 0-0 (GB, Sept. 25)  
 Packers, 2-0 (C, Oct. 16)  
 Bears, 9-0 (C, Dec. 11)  
 1933 — Bears, 14-7 (GB, Sept. 24)  
 Bears, 10-7 (C, Oct. 22)  
 Bears, 7-6 (C, Dec. 10)  
 1934 — Bears, 24-10 (GB, Sept. 23)  
 Bears, 27-14 (C, Oct. 28)  
 1935 — Packers, 7-0 (GB, Sept. 22)  
 Packers, 17-14 (C, Oct. 27)  
 1936 — Bears, 30-3 (GB, Sept. 20)  
 Packers, 21-10 (C, Nov. 1)  
 1937 — Bears, 14-2 (GB, Sept. 19)  
 Packers, 24-14 (C, Nov. 7)  
 1938 — Bears, 2-0 (GB, Sept. 18)  
 Packers, 24-17 (C, Nov. 6)  
 1939 — Packers, 21-16 (GB, Sept. 4)  
 Bears, 30-27 (C, Nov. 5)  
 1940 — Bears, 41-10 (GB, Sept. 22)  
 Bears, 14-7 (C, Nov. 3)  
 1941 — Bears, 25-17 (GB, Sept. 28)  
 Packers, 16-14 (C, Nov. 2)  
 \*\*Bears, 33-14 (C, Dec. 14)  
 1942 — Bears, 44-28 (GB, Sept. 27)  
 Bears, 38-7 (C, Nov. 15)  
 1943 — Tie, 21-21 (GB, Sept. 26)  
 Bears, 21-7 (C, Nov. 7)  
 1944 — Packers, 42-28 (GB, Sept. 24)  
 Bears, 21-0 (C, Nov. 5)  
 1945 — Packers, 31-21 (GB, Sept. 30)  
 Bears, 28-24 (C, Nov. 4)  
 1946 — Bears, 30-7 (GB, Sept. 29)  
 Bears, 10-7 (C, Nov. 3)  
 1947 — Packers, 29-20 (GB, Sept. 28)  
 Bears, 20-17 (C, Nov. 9)  
 1948 — Bears, 45-7 (GB, Sept. 26)  
 Bears, 7-6 (C, Nov. 14)  
 1949 — Bears, 17-0 (GB, Sept. 25)  
 Bears, 24-3 (C, Nov. 6)  
 1950 — Packers, 31-21 (GB, Oct. 1)  
 Bears, 28-14 (C, Oct. 15)  
 1951 — Bears, 31-20 (GB, Sept. 30)  
 Bears, 24-13 (C, Nov. 18)  
 1952 — Bears, 24-14 (GB, Sept. 28)  
 Packers, 41-28 (C, Nov. 9)  
 1953 — Bears, 17-13 (GB, Oct. 4)  
 Tie, 21-21 (C, Nov. 8)  
 1954 — Bears, 10-3 (GB, Oct. 3)  
 Bears, 28-23 (C, Nov. 7)  
 1955 — Packers, 24-3 (GB, Oct. 2)  
 Bears, 52-31 (C, Nov. 6)  
 1956 — Bears, 37-21 (GB, Oct. 7)  
 Bears, 38-14 (C, Nov. 11)  
 1957 — Packers, 21-17 (GB, Sept. 29)  
 Bears, 21-14 (C, Nov. 10)  
 1958 — Bears, 34-20 (GB, Sept. 28)  
 Bears, 24-10 (C, Nov. 9)  
 1959 — Packers, 9-6 (GB, Sept. 27)  
 Bears, 28-17 (C, Nov. 8)  
 1960 — Bears, 17-14 (GB, Sept. 25)  
 Packers, 41-13 (C, Dec. 4)  
 1961 — Packers, 24-0 (GB, Oct. 1)  
 Packers, 31-28 (C, Nov. 12)

**CHICAGO** *continued*

- 1962 — Packers, 49-0 (GB, Sept. 30)  
Packers, 38-7 (C, Nov. 4)
- 1963 — Bears, 10-3 (GB, Sept. 15)  
Bears, 26-7 (C, Nov. 17)
- 1964 — Packers, 23-12 (GB, Sept. 13)  
Packers, 17-3 (C, Dec. 5)
- 1965 — Packers, 23-14 (GB, Oct. 3)  
Bears, 31-10 (C, Oct. 31)
- 1966 — Packers, 17-0 (C, Oct. 16)  
Packers, 13-6 (GB, Nov. 20)
- 1967 — Packers, 13-10 (GB, Sept. 24)  
Packers, 17-13 (C, Nov. 26)
- 1968 — Bears, 13-10 (GB, Nov. 3)  
Packers, 28-27 (C, Dec. 15)
- 1969 — Packers, 17-0 (GB, Sept. 21)  
Packers, 21-3 (C, Dec. 14)
- 1970 — Packers, 20-19 (GB, Nov. 15)  
Bears, 35-17 (C, Dec. 13)
- 1971 — Packers, 17-14 (C, Nov. 7)  
Packers, 31-10 (GB, Dec. 12)
- 1972 — Packers, 20-17 (GB, Oct. 8)  
Packers, 23-17 (C, Nov. 12)
- 1973 — Bears, 31-17 (GB, Nov. 4)  
Packers, 21-0 (C, Dec. 16)
- 1974 — Bears, 10-9 (C, Oct. 21)  
Packers, 20-3 (Milw, Nov. 10)
- 1975 — Bears, 27-14 (C, Nov. 9)  
Packers, 28-7 (GB, Nov. 30)
- 1976 — Bears, 24-13 (C, Nov. 14)  
Bears, 16-10 (GB, Nov. 28)
- 1977 — Bears, 26-0 (GB, Oct. 30)  
Bears, 21-10 (C, Dec. 11)
- 1978 — Packers, 24-14 (GB, Oct. 8)  
Bears, 14-0 (C, Dec. 10)
- 1979 — Bears, 6-3 (C, Sept. 2)  
Bears, 15-14 (GB, Dec. 9)
- 1980 — Packers, 12-6 OT (GB, Sept. 7)  
Bears, 61-7 (C, Dec. 7)
- 1981 — Packers, 16-9 (C, Sept. 6)  
Packers, 21-17 (GB, Nov. 15)
- 1983 — Packers, 31-28 (GB, Dec. 4)  
Bears, 23-21 (C, Dec. 18)
- 1984 — Bears, 9-7 (GB, Sept. 16)  
Packers, 20-14 (C, Dec. 9)
- 1985 — Bears, 23-7 (C, Oct. 21)  
Bears, 16-10 (GB, Nov. 3)
- 1986 — Bears, 25-12 (GB, Sept. 22)  
Bears, 12-10 (C, Nov. 23)
- 1987 — Bears, 26-24 (GB, Nov. 8)  
Bears, 23-10 (C, Nov. 29)
- 1988 — Bears, 24-6 (GB, Sept. 25)  
Bears, 16-0 (C, Nov. 27)
- 1989 — Packers, 14-13 (GB, Nov. 5)  
Packers, 40-28 (C, Dec. 17)
- 1990 — Bears, 31-13 (GB, Sept. 16)  
Bears, 27-13 (C, Oct. 7)
- 1991 — Bears, 10-0 (GB, Oct. 17)  
Bears, 27-13 (C, Dec. 8)
- 1992 — Bears, 30-10 (GB, Oct. 25)  
Packers, 17-3 (C, Nov. 22)
- 1993 — Packers, 17-3 (GB, Oct. 31)  
Bears, 30-17 (C, Dec. 5)
- 1994 — Packers, 33-6 (C, Oct. 31)  
Packers, 40-3 (GB, Dec. 11)
- 1995 — Packers, 27-24 (C, Sept. 11)  
Packers, 35-28 (GB, Nov. 12)
- 1996 — Packers, 37-6 (C, Oct. 6)  
Packers, 28-17 (GB, Dec. 1)
- 1997 — Packers, 38-24 (GB, Sept. 1)  
Packers, 24-23 (C, Oct. 12)
- 1998 — Packers, 26-20 (GB, Dec. 13)  
Packers, 16-13 (C, Dec. 27)
- 1999 — Bears, 14-13 (GB, Nov. 7)  
Packers, 35-19 (C, Dec. 5)
- 2000 — Bears, 27-24 (GB, Oct. 1)  
Packers, 28-6 (C, Dec. 3)
- 2001 — Packers, 20-12 (C, Nov. 11)  
Packers, 17-7 (GB, Dec. 9)
- 2002 — Packers, 34-21 (Champaign, Oct. 7)  
Packers, 30-20 (GB, Dec. 1)
- 2003 — Packers, 38-23 (C, Sept. 29)  
Packers, 34-21 (GB, Dec. 7)
- 2004 — Bears, 21-10 (GB, Sept. 19)  
Packers, 31-14 (C, Jan. 2, 2005)
- 2005 — Bears, 19-7 (C, Dec. 4)  
Bears, 24-17 (GB, Dec. 25)

- 2006 — Bears, 26-0 (GB, Sept. 10)  
Packers, 26-7 (C, Dec. 31)
- 2007 — Bears, 27-20 (GB, Oct. 7)  
Bears, 35-7 (C, Dec. 23)
- 2008 — Packers, 37-3 (GB, Nov. 16)  
Bears, 20-17 OT (C, Dec. 22)
- 2009 — Packers, 21-15 (GB, Sept. 13)  
Packers, 21-14 (C, Dec. 13)
- 2010 — Bears, 20-17 (C, Sept. 27)  
Packers, 10-3 (GB, Jan. 2, 2011)  
+Packers, 21-14 (C, Jan. 23, 2011)
- 2011 — Packers, 27-17 (C, Sept. 25)  
Packers, 35-21 (GB, Dec. 25)
- 2012 — Packers, 23-10 (GB, Sept. 13)  
Packers, 21-13 (C, Dec. 16)
- 2013 — Bears, 27-20 (GB, Nov. 4)  
Packers, 33-28 (C, Dec. 29)
- 2014 — Packers, 38-17 (C, Sept. 28)  
Packers, 55-14 (GB, Nov. 9)
- 2015 — Packers, 31-23 (C, Sept. 13)  
Bears, 17-13 (GB, Nov. 26)
- 2016 — Packers, 26-10 (GB, Oct. 20)  
Packers, 30-27 (C, Dec. 18)
- 2017 — Packers, 35-14 (GB, Sept. 28)  
Packers, 23-16 (C, Nov. 12)
- 2018 — Packers, 24-23 (GB, Sept. 9)  
Bears, 24-17 (C, Dec. 16)
- 2019 — Packers, 10-3 (C, Sept. 5)  
Packers, 21-13 (GB, Dec. 15)
- 2020 — Packers, 41-25 (GB, Nov. 29)  
Packers, 35-16 (C, Jan. 3, 2021)
- 2021 — Packers, 24-14 (C, Oct. 17)  
Packers, 45-30 (GB, Dec. 12)
- 2022 — Packers, 27-10 (GB, Sept. 18)  
Packers, 28-19 (C, Dec. 4)

*\*Bears known as Staleys prior to 1922*

*\*\*Western Division Playoff*

*++NFC Championship*

**CINCINNATI**

- 1971 — Packers, 20-17 (GB, Oct. 3)
- 1976 — Bengals, 28-7 (C, Sept. 26)
- 1977 — Bengals, 17-7 (Milw, Oct. 9)
- 1980 — Packers, 14-9 (GB, Oct. 5)
- 1983 — Bengals, 34-14 (C, Oct. 30)
- 1986 — Bengals, 34-28 (Milw, Oct. 5)
- 1992 — Packers, 24-23 (GB, Sept. 20)
- 1995 — Packers, 24-10 (GB, Dec. 3)
- 1998 — Packers, 13-6 (C, Sept. 20)
- 2005 — Bengals, 21-14 (C, Oct. 30)
- 2009 — Bengals, 31-24 (GB, Sept. 20)
- 2013 — Bengals, 34-30 (C, Sept. 22)
- 2017 — Packers, 27-24 OT (GB, Sept. 24)
- 2021 — Packers, 25-22 OT (C, Oct. 10)

**CLEVELAND**

- 1953 — Browns, 27-0 (Milw, Sept. 27)
- 1955 — Browns, 41-10 (C, Oct. 23)
- 1956 — Browns, 24-7 (Milw, Nov. 4)
- 1961 — Packers, 49-17 (C, Oct. 15)
- 1964 — Packers, 28-21 (Milw, Nov. 22)
- 1965 — \*Packers, 23-12 (GB, Jan. 2, 1966)
- 1966 — Packers, 21-20 (C, Sept. 18)
- 1967 — Packers, 55-7 (Milw, Nov. 12)
- 1969 — Browns, 20-7 (C, Dec. 7)
- 1972 — Packers, 26-10 (C, Sept. 17)
- 1980 — Browns, 26-21 (C, Oct. 19)
- 1983 — Packers, 35-21 (Milw, Nov. 6)
- 1986 — Packers, 17-14 (C, Oct. 19)
- 1992 — Browns, 17-6 (C, Oct. 18)
- 1995 — Packers, 31-20 (C, Nov. 19)
- 2001 — Packers, 30-7 (GB, Dec. 23)
- 2005 — Browns, 26-24 (GB, Sept. 18)
- 2009 — Packers, 31-3 (C, Oct. 25)
- 2013 — Packers, 31-13 (GB, Oct. 20)
- 2017 — Packers, 27-21 OT (C, Dec. 10)
- 2021 — Packers, 24-22 (GB, Dec. 25)

*\*NFL Championship*

**DALLAS**

- 1960 — Packers, 41-7 (GB, Nov. 13)
- 1964 — Packers, 45-21 (D, Nov. 29)
- 1965 — Packers, 13-3 (Milw, Oct. 24)
- 1966 — \*Packers, 34-27 (D, Jan. 1, 1967)
- 1967 — \*Packers, 21-17 (GB, Dec. 31)
- 1968 — Packers, 28-17 (D, Oct. 28)
- 1970 — Cowboys, 16-3 (D, Nov. 26)
- 1972 — Packers, 16-13 (Milw, Oct. 1)

- 1975 — Packers, 19-17 (D, Oct. 19)
- 1978 — Cowboys, 42-14 (Milw, Nov. 12)
- 1980 — Cowboys, 28-7 (Milw, Sept. 28)
- 1982 — \*Cowboys, 37-26 (D, Jan. 16, 1983)
- 1984 — Cowboys, 20-6 (D, Sept. 23)
- 1989 — Packers, 31-13 (GB, Oct. 8)  
Packers, 20-10 (D, Dec. 24)
- 1991 — Cowboys, 20-17 (Milw, Oct. 6)
- 1993 — Cowboys, 36-14 (D, Oct. 3)  
+Cowboys, 27-17 (D, Jan. 16, 1994)
- 1994 — Cowboys, 42-31 (D, Nov. 24)  
+Cowboys, 35-9 (D, Jan. 8, 1995)
- 1995 — Cowboys, 34-24 (D, Oct. 8)  
++Cowboys, 38-27 (D, Jan. 14, 1996)
- 1996 — Cowboys, 21-6 (D, Nov. 18)
- 1997 — Packers, 45-17 (GB, Nov. 23)
- 1999 — Cowboys, 27-13 (D, Nov. 14)
- 2004 — Packers, 41-20 (GB, Oct. 24)
- 2007 — Cowboys, 37-27 (D, Nov. 29)
- 2008 — Cowboys, 27-16 (GB, Sept. 21)
- 2009 — Packers, 17-7 (GB, Nov. 15)
- 2010 — Packers, 45-7 (GB, Nov. 7)
- 2013 — Packers, 37-36 (D, Dec. 15)
- 2014 — +Packers, 26-21 (GB, Jan. 11, 2015)
- 2015 — Packers, 28-7 (GB, Dec. 13)
- 2016 — Cowboys, 30-16 (GB, Oct. 16)  
+Packers, 34-31 (D, Jan. 15, 2017)
- 2017 — Packers, 35-31 (D, Oct. 8)
- 2019 — Packers, 34-24 (D, Oct. 6)
- 2022 — Packers, 31-28 OT (GB, Nov. 13)

*\*NFL Championship*

*\*\*NFC Second-Round Playoff*

*+NFC Divisional Playoff*

*++NFC Championship*

**DENVER**

- 1971 — Packers, 34-13 (Milw, Sept. 26)
- 1975 — Broncos, 23-13 (D, Sept. 29)
- 1978 — Broncos, 16-3 (D, Nov. 19)
- 1984 — Broncos, 17-14 (D, Oct. 15)
- 1987 — Tie, 17-17 OT (Milw, Sept. 20)
- 1990 — Broncos, 22-13 (D, Dec. 30)
- 1993 — Packers, 30-27 (GB, Oct. 10)
- 1996 — Packers, 41-6 (GB, Dec. 8)
- 1997 — \*Broncos, 31-24 (SD, Jan. 25, 1998)
- 1999 — Broncos, 31-10 (D, Oct. 17)
- 2003 — Packers, 31-3 (GB, Dec. 28)
- 2007 — Packers, 19-13 OT (D, Oct. 29)
- 2011 — Packers, 49-23 (GB, Oct. 2)
- 2015 — Broncos, 29-10 (D, Nov. 1)
- 2019 — Packers, 27-16 (GB, Sept. 22)

*\*Super Bowl XXXII*

**DETROIT\***

- 1930 — Packers, 47-13 (GB, Nov. 2)  
Tie, 6-6 (P, Dec. 14)
- 1932 — Packers, 15-10 (GB, Oct. 9)  
Spartans, 19-0 (P, Dec. 4)
- 1933 — Packers, 17-0 (GB, Oct. 8)  
Spartans, 7-0 (P, Nov. 12)
- 1934 — Lions, 3-0 (GB, Oct. 7)  
Packers, 3-0 (D, Nov. 25)
- 1935 — Packers, 13-9 (Milw, Oct. 20)  
Packers, 31-7 (GB, Nov. 10)  
Lions, 20-10 (D, Nov. 17)
- 1936 — Packers, 20-18 (GB, Oct. 18)  
Packers, 26-17 (D, Nov. 29)
- 1937 — Packers, 26-6 (GB, Oct. 3)  
Packers, 14-13 (D, Oct. 31)
- 1938 — Lions, 17-7 (GB, Oct. 9)  
Packers, 28-7 (D, Nov. 13)
- 1939 — Packers, 26-7 (GB, Oct. 22)  
Packers, 12-7 (D, Dec. 3)
- 1940 — Lions, 23-14 (GB, Oct. 20)
- 2013 — Packers, 50-7 (D, Nov. 24)
- 1941 — Packers, 23-0 (GB, Sept. 14)  
Packers, 24-7 (D, Oct. 26)
- 1942 — Packers, 38-7 (Milw, Oct. 11)  
Packers, 28-7 (D, Oct. 25)
- 1943 — Packers, 35-14 (GB, Oct. 10)  
Packers, 27-6 (D, Oct. 24)
- 1944 — Packers, 27-6 (Milw, Oct. 1)  
Packers, 14-0 (D, Oct. 29)
- 1945 — Packers, 57-21 (Milw, Oct. 7)  
Lions, 14-3 (D, Dec. 2)
- 1946 — Packers, 10-7 (Milw, Oct. 27)  
Packers, 9-0 (D, Nov. 17)



**DETROIT** *continued*

- 1947 — Packers, 34-17 (GB, Oct. 26)  
Packers, 35-14 (D, Dec. 7)
- 1948 — Packers, 33-21 (GB, Oct. 3)  
Lions, 24-20 (D, Oct. 31)
- 1949 — Packers, 16-14 (Milw, Oct. 30)  
Lions, 21-7 (D, Dec. 11)
- 1950 — Lions, 45-7 (GB, Sept. 17)  
Lions, 24-21 (D, Nov. 19)
- 1951 — Lions, 24-17 (GB, Nov. 4)  
Lions, 52-35 (D, Nov. 22)
- 1952 — Lions, 52-17 (GB, Oct. 26)  
Lions, 48-24 (D, Nov. 27)
- 1953 — Lions, 14-7 (GB, Nov. 15)  
Lions, 34-15 (D, Nov. 26)
- 1954 — Lions, 21-17 (GB, Nov. 21)  
Lions, 28-24 (D, Nov. 25)
- 1955 — Packers, 20-17 (GB, Sept. 25)  
Lions, 24-10 (D, Nov. 24)
- 1956 — Lions, 20-16 (GB, Sept. 30)  
Packers, 24-20 (D, Nov. 22)
- 1957 — Lions, 24-14 (GB, Oct. 6)  
Lions, 18-6 (D, Nov. 28)
- 1958 — Tie, 13-13 (GB, Oct. 5)  
Lions, 24-14 (D, Nov. 27)
- 1959 — Packers, 28-10 (GB, Oct. 4)  
Packers, 24-17 (D, Nov. 26)
- 1960 — Packers, 28-9 (GB, Oct. 2)  
Lions, 23-10 (D, Nov. 24)
- 1961 — Lions, 17-13 (Milw, Sept. 17)  
Packers, 17-9 (D, Nov. 23)
- 1962 — Packers, 9-7 (GB, Oct. 7)  
Lions, 26-14 (D, Nov. 22)
- 1963 — Packers, 31-10 (Milw, Sept. 22)  
Tie, 13-13 (D, Nov. 28)
- 1964 — Packers, 14-10 (D, Sept. 28)  
Packers, 30-7 (GB, Nov. 8)
- 1965 — Packers, 31-21 (D, Oct. 17)  
Lions, 12-7 (GB, Nov. 7)
- 1966 — Packers, 23-14 (GB, Oct. 2)  
Packers, 31-7 (D, Oct. 30)
- 1967 — Tie, 17-17 (GB, Sept. 17)  
Packers, 27-17 (D, Oct. 8)
- 1968 — Lions, 23-17 (GB, Sept. 29)  
Tie, 14-14 (D, Oct. 20)
- 1969 — Packers, 28-17 (D, Oct. 12)  
Lions, 16-10 (GB, Nov. 23)
- 1970 — Lions, 40-0 (GB, Sept. 20)  
Lions, 20-0 (D, Dec. 20)
- 1971 — Lions, 31-28 (D, Oct. 10)  
Tie, 14-14 (Milw, Nov. 1)
- 1972 — Packers, 24-23 (D, Oct. 16)  
Packers, 33-7 (GB, Dec. 3)
- 1973 — Tie, 13-13 (GB, Sept. 23)  
Lions, 34-0 (D, Oct. 28)
- 1974 — Packers, 21-19 (Milw, Sept. 29)  
Lions, 19-17 (D, Oct. 27)
- 1975 — Lions, 30-16 (Milw, Sept. 21)  
Lions, 13-10 (D, Nov. 16)
- 1976 — Packers, 24-14 (GB, Oct. 3)  
Lions, 27-6 (D, Oct. 31)
- 1977 — Lions, 10-6 (D, Oct. 16)  
Packers, 10-9 (GB, Dec. 4)
- 1978 — Packers, 13-7 (D, Sept. 3)  
Packers, 35-14 (Milw, Oct. 1)
- 1979 — Packers, 24-16 (Milw, Oct. 14)  
Packers, 18-13 (D, Dec. 15)
- 1980 — Lions, 29-7 (Milw, Sept. 14)  
Lions, 24-3 (D, Dec. 21)
- 1981 — Lions, 31-27 (D, Oct. 25)  
Packers, 31-17 (GB, Dec. 6)
- 1982 — Lions, 30-10 (GB, Dec. 12)  
Lions, 27-24 (D, Jan. 2, 1983)
- 1983 — Lions, 38-14 (D, Oct. 9)  
Lions, 23-20 OT (Milw, Nov. 30)
- 1984 — Packers, 41-9 (GB, Oct. 28)  
Lions, 31-28 (D, Nov. 22)
- 1985 — Packers, 43-10 (GB, Oct. 6)  
Packers, 26-23 (D, Dec. 15)
- 1986 — Lions, 21-14 (GB, Oct. 12)  
Packers, 44-40 (D, Nov. 27)
- 1987 — Lions, 19-16 OT (GB, Oct. 11)  
Packers, 34-33 (D, Oct. 25)
- 1988 — Lions, 19-9 (Milw, Nov. 20)  
Lions, 30-14 (D, Dec. 4)
- 1989 — Packers, 23-20 OT (Milw, Oct. 29)  
Lions, 31-22 (D, Nov. 12)
- 1990 — Packers, 24-21 (D, Sept. 30)  
Lions, 24-17 (GB, Dec. 22)

- 1991 — Lions, 23-14 (D, Sept. 8)  
Lions, 21-17 (GB, Dec. 15)
- 1992 — Packers, 27-13 (D, Nov. 1)  
Packers, 38-10 (Milw, Dec. 6)
- 1993 — Packers, 26-17 (Milw, Nov. 21)  
Lions, 30-20 (D, Jan. 2, 1994)  
\*\*Packers, 28-24 (D, Jan. 8, 1994)
- 1994 — Packers, 38-30 (Milw, Nov. 6)  
Lions, 34-31 (D, Dec. 4)  
\*\*Packers, 16-12 (GB, Dec. 31)
- 1995 — Packers, 30-21 (GB, Oct. 15)  
Lions, 24-16 (D, Oct. 29)
- 1996 — Packers, 28-18 (GB, Nov. 3)  
Packers, 31-3 (D, Dec. 15)
- 1997 — Lions, 26-15 (D, Sept. 28)  
Packers, 20-10 (GB, Nov. 2)
- 1998 — Packers, 38-19 (GB, Sept. 6)  
Lions, 27-20 (D, Oct. 15)
- 1999 — Lions, 23-15 (D, Sept. 19)  
Packers, 26-17 (GB, Nov. 21)
- 2000 — Lions, 31-24 (D, Oct. 8)  
Packers, 26-13 (GB, Dec. 10)
- 2001 — Packers, 28-6 (GB, Sept. 9)  
Packers, 29-27 (D, Nov. 22)
- 2002 — Packers, 37-31 (D, Sept. 22)  
Packers, 40-14 (GB, Nov. 1)
- 2003 — Packers, 31-6 (GB, Sept. 14)  
Lions, 22-14 (D, Nov. 27)
- 2004 — Packers, 38-10 (D, Oct. 17)  
Packers, 16-13 (GB, Dec. 12)
- 2005 — Lions, 17-3 (D, Sept. 11)  
Packers, 16-13 OT (GB, Dec. 11)
- 2006 — Packers, 31-24 (D, Sept. 24)  
Packers, 17-9 (GB, Dec. 17)
- 2007 — Packers, 37-26 (D, Nov. 22)  
Packers, 34-13 (GB, Dec. 30)
- 2008 — Packers, 48-25 (D, Sept. 14)  
Packers, 31-21 (GB, Dec. 28)
- 2009 — Packers, 26-0 (GB, Oct. 18)  
Packers, 34-12 (D, Nov. 26)
- 2010 — Packers, 28-26 (GB, Oct. 3)  
Lions, 7-3 (D, Dec. 12)
- 2011 — Packers, 27-15 (D, Nov. 24)  
Packers, 45-41 (GB, Jan. 1, 2012)
- 2012 — Packers, 24-20 (D, Nov. 18)  
Packers, 27-20 (GB, Dec. 9)
- 2013 — Packers, 22-9 (GB, Oct. 6)  
Lions, 40-10 (D, Nov. 28)
- 2014 — Lions, 19-7 (D, Sept. 21)  
Packers, 30-20 (GB, Dec. 28)
- 2015 — Lions, 18-16 (GB, Nov. 15)  
Packers, 27-23 (D, Dec. 3)
- 2016 — Packers, 34-27 (GB, Sept. 25)  
Packers, 31-24 (D, Jan. 1, 2017)
- 2017 — Lions, 30-17 (GB, Nov. 6)  
Lions, 35-11 (D, Dec. 31)
- 2018 — Lions, 31-23 (D, Oct. 7)  
Lions, 31-0 (GB, Dec. 30)
- 2019 — Packers, 23-22 (GB, Oct. 14)  
Packers, 23-20 (D, Dec. 29)
- 2020 — Packers, 42-21 (GB, Sept. 20)  
Packers, 31-24 (D, Dec. 13)
- 2021 — Packers, 35-17 (GB, Sept. 20)  
Lions, 37-30 (D, Jan. 9, 2022)
- 2022 — Lions, 15-9 (D, Nov. 6)  
Lions, 20-16 (GB, Jan. 8, 2023)

*\*Located in Portsmouth, Ohio, prior to 1934*

*and known as Spartans*

*\*\*NFL Wild Card Playoff*

**HOUSTON**

- 2004 — Packers, 16-13 (H, Nov. 21)
- 2008 — Texans, 24-21 (GB, Dec. 7)
- 2012 — Packers, 42-24 (H, Oct. 14)
- 2016 — Packers, 21-13 (GB, Dec. 4)
- 2020 — Packers, 35-20 (H, Oct. 25)

**INDIANAPOLIS\***

- 1953 — Packers, 37-14 (GB, Oct. 18)  
Packers, 35-24 (B, Oct. 31)
- 1954 — Packers, 7-6 (B, Oct. 24)  
Packers, 24-13 (Milw, Nov. 13)
- 1955 — Colts, 24-20 (Milw, Oct. 8)  
Colts, 14-10 (B, Nov. 29)
- 1956 — Packers, 38-33 (Milw, Oct. 14)  
Colts, 28-21 (B, Oct. 28)
- 1957 — Colts, 45-17 (Milw, Oct. 13)  
Packers, 24-21 (B, Oct. 27)

- 1958 — Colts, 24-17 (Milw, Oct. 12)  
Colts, 56-0 (B, Nov. 2)
- 1959 — Colts, 38-21 (B, Oct. 25)  
Colts, 28-24 (Milw, Nov. 15)
- 1960 — Packers, 35-21 (GB, Oct. 9)  
Colts, 38-24 (B, Nov. 6)
- 1961 — Packers, 45-7 (GB, Oct. 8)  
Colts, 45-21 (B, Nov. 5)
- 1962 — Packers, 17-6 (B, Oct. 28)  
Packers, 17-13 (GB, Nov. 18)
- 1963 — Packers, 31-20 (GB, Sept. 29)  
Packers, 34-20 (B, Oct. 27)
- 1964 — Colts, 21-20 (GB, Sept. 20)  
Colts, 24-21 (B, Oct. 18)
- 1965 — Packers, 20-17 (Milw, Sept. 26)  
Packers, 42-27 (B, Dec. 12)  
\*\*Packers, 13-10 OT (GB, Dec. 26)
- 1966 — Packers, 24-3 (Milw, Sept. 10)  
Packers, 14-10 (B, Dec. 10)
- 1967 — Colts, 13-10 (B, Nov. 5)
- 1968 — Colts, 16-3 (GB, Dec. 7)
- 1969 — Colts, 14-6 (B, Nov. 9)
- 1970 — Colts, 13-10 (Milw, Nov. 9)
- 1974 — Packers, 20-13 (B, Sept. 22)
- 1982 — Tie, 20-20 OT (B, Dec. 19)
- 1985 — Colts, 37-10 (I, Oct. 27)
- 1988 — Colts, 20-13 (GB, Nov. 13)
- 1991 — Packers, 14-10 (Milw, Nov. 24)
- 1997 — Colts, 41-38 (I, Nov. 16)
- 2000 — Packers, 26-24 (GB, Nov. 19)
- 2004 — Colts, 45-31 (I, Sept. 26)
- 2008 — Packers, 34-14 (GB, Oct. 19)
- 2012 — Colts, 30-27 (I, Oct. 7)
- 2016 — Colts, 31-26 (GB, Nov. 6)
- 2020 — Colts, 34-31 OT (I, Nov. 22)

*\*Franchise located in Baltimore prior to 1984*

*\*\*Western Conference Championship*

**JACKSONVILLE**

- 1995 — Packers, 24-14 (J, Sept. 24)
- 2001 — Packers, 28-21 (J, Dec. 3)
- 2004 — Jaguars, 28-25 (GB, Dec. 19)
- 2008 — Jaguars, 20-16 (J, Dec. 14)
- 2012 — Packers, 24-15 (GB, Oct. 28)
- 2016 — Packers, 27-23 (J, Sept. 11)
- 2020 — Packers, 24-20 (GB, Nov. 15)

**KANSAS CITY**

- 1966 — \*Packers, 35-10 (L.A., Jan. 15, 1967)
- 1973 — Tie, 10-10 (Milw, Oct. 14)
- 1977 — Chiefs, 20-10 (KC, Nov. 6)
- 1987 — Packers, 23-3 (KC, Nov. 22)
- 1989 — Chiefs, 21-3 (GB, Dec. 10)
- 1990 — Chiefs, 17-3 (GB, Sept. 23)
- 1993 — Chiefs, 23-16 (KC, Nov. 8)
- 1996 — Chiefs, 27-20 (KC, Nov. 10)
- 2003 — Chiefs, 40-34 OT (GB, Oct. 12)
- 2007 — Packers, 33-22 (KC, Nov. 4)
- 2011 — Chiefs, 19-14 (KC, Dec. 18)
- 2015 — Packers, 38-28 (GB, Sept. 28)
- 2019 — Packers, 31-24 (KC, Oct. 27)
- 2021 — Chiefs, 13-7 (KC, Nov. 7)

*\*Super Bowl I*

**LAS VEGAS\***

- 1967 — \*\*Packers, 33-14 (Mia, Jan. 14, 1968)
- 1972 — Raiders, 20-14 (GB, Sept. 24)
- 1976 — Raiders, 18-14 (O, Oct. 24)
- 1978 — Raiders, 28-3 (GB, Sept. 17)
- 1984 — Raiders, 28-7 (L.A, Sept. 9)
- 1987 — Raiders, 20-0 (GB, Sept. 13)
- 1990 — Packers, 29-16 (L.A, Nov. 11)
- 1993 — Packers, 28-0 (GB, Dec. 26)
- 1999 — Packers, 28-24 (GB, Sept. 12)
- 2003 — Packers, 41-7 (O, Dec. 22)
- 2007 — Packers, 38-7 (GB, Dec. 9)
- 2011 — Packers, 46-16 (GB, Dec. 11)
- 2015 — Packers, 30-20 (O, Dec. 20)
- 2019 — Packers, 42-24 (GB, Oct. 20)
- \*Franchise located in Los Angeles, 1982-94; in Oakland, 1960-81 and 1995-2019*
- \*\*Super Bowl II*

**L.A. CHARGERS\***

- 1970 — Packers, 22-20 (SD, Oct. 12)
- 1974 — Packers, 34-0 (GB, Nov. 24)
- 1978 — Packers, 24-3 (SD, Sept. 24)
- 1984 — Chargers, 34-28 (GB, Oct. 7)

**L.A. CHARGERS** *continued*

- 1993 — Packers, 20-13 (SD, Dec. 12)  
 1996 — Packers, 42-10 (GB, Sept. 15)  
 1999 — Packers, 31-3 (SD, Oct. 24)  
 2003 — Packers, 38-21 (SD, Dec. 14)  
 2007 — Packers, 31-24 (GB, Sept. 23)  
 2011 — Packers, 45-38 (SD, Nov. 6)  
 2015 — Packers, 27-20 (GB, Oct. 18)  
 2019 — Chargers, 26-11 (LA, Nov. 3)  
*\*Franchise located in San Diego, 1961-2016;  
 in Los Angeles in 1960 and since 2017*

**L.A. RAMS\***

- 1937 — Packers, 35-10 (C, Oct. 17)  
 Packers, 35-7 (GB, Oct. 24)  
 1938 — Packers, 26-17 (GB, Sept. 11)  
 Packers, 28-7 (C, Oct. 30)  
 1939 — Rams, 27-24 (GB, Oct. 1)  
 Packers, 7-6 (C, Nov. 26)  
 1940 — Packers, 31-14 (GB, Oct. 13)  
 Tie, 13-13 (C, Dec. 1)  
 1941 — Packers, 24-7 (Milw, Sept. 21)  
 Packers, 17-14 (C, Oct. 19)  
 1942 — Packers, 45-28 (GB, Oct. 18)  
 Packers, 30-12 (C, Nov. 8)  
 1944 — Packers, 30-21 (GB, Oct. 22)  
 Packers, 42-7 (C, Nov. 12)  
 1945 — Rams, 27-14 (GB, Oct. 14)  
 Rams, 20-7 (C, Nov. 11)  
 1946 — Rams, 21-17 (Milw, Oct. 6)  
 Rams, 38-17 (LA, Dec. 8)  
 1947 — Packers, 17-14 (Milw, Oct. 5)  
 Packers, 30-10 (LA, Nov. 30)  
 1948 — Packers, 16-0 (GB, Oct. 17)  
 Rams, 24-10 (LA, Nov. 28)  
 1949 — Rams, 48-7 (GB, Oct. 2)  
 Rams, 35-7 (LA, Oct. 23)  
 1950 — Rams, 45-14 (Milw, Nov. 12)  
 Rams, 51-14 (LA, Dec. 3)  
 1951 — Rams, 28-0 (Milw, Oct. 21)  
 Rams, 42-14 (LA, Dec. 16)  
 1952 — Rams, 30-28 (Milw, Oct. 12)  
 Rams, 45-27 (LA, Dec. 7)  
 1953 — Rams, 38-20 (Milw, Oct. 11)  
 Rams, 33-17 (LA, Dec. 12)  
 1954 — Packers, 35-17 (Milw, Oct. 17)  
 Rams, 35-27 (LA, Dec. 12)  
 1955 — Packers, 30-28 (Milw, Oct. 16)  
 Rams, 31-17 (LA, Dec. 11)  
 1956 — Packers, 42-17 (Milw, Oct. 21)  
 Rams, 49-21 (LA, Dec. 16)  
 1957 — Rams, 31-27 (Milw, Nov. 17)  
 Rams, 42-17 (LA, Dec. 8)  
 1958 — Rams, 20-7 (GB, Nov. 16)  
 Rams, 34-20 (LA, Dec. 14)  
 1959 — Rams, 45-6 (Milw, Oct. 18)  
 Packers, 38-20 (LA, Dec. 6)  
 1960 — Rams, 33-31 (Milw, Nov. 20)  
 Packers, 35-21 (LA, Dec. 17)  
 1961 — Packers, 35-17 (GB, Nov. 19)  
 Packers, 24-17 (LA, Dec. 17)  
 1962 — Packers, 41-10 (Milw, Dec. 2)  
 Packers, 20-17 (LA, Dec. 16)  
 1963 — Packers, 42-10 (GB, Oct. 6)  
 Packers, 31-14 (LA, Dec. 7)  
 1964 — Rams, 27-17 (Milw, Oct. 25)  
 Tie, 24-24 (LA, Dec. 13)  
 1965 — Packers, 6-3 (Milw, Nov. 14)  
 Rams, 21-10 (LA, Nov. 28)  
 1966 — Packers, 24-13 (GB, Sept. 25)  
 Packers, 27-23 (LA, Dec. 18)  
 1967 — Rams, 27-24 (LA, Dec. 9)  
*\*\*Packers, 28-7 (Milw, Dec. 23)*  
 1968 — Rams, 16-14 (Milw, Oct. 13)  
 1969 — Rams, 34-21 (LA, Oct. 19)  
 1970 — Rams, 31-21 (GB, Oct. 18)  
 1971 — Rams, 30-13 (LA, Oct. 24)  
 1973 — Rams, 24-7 (LA, Oct. 21)  
 1974 — Packers, 17-6 (Milw, Oct. 13)  
 1975 — Rams, 22-5 (LA, Dec. 14)  
 1977 — Rams, 24-6 (Milw, Nov. 13)  
 1978 — Rams, 31-14 (LA, Dec. 17)  
 1980 — Rams, 51-21 (LA, Sept. 21)  
 1981 — Rams, 35-23 (LA, Sept. 20)  
 1982 — Packers, 35-23 (Milw, Sept. 12)  
 1983 — Packers, 27-24 (Milw, Sept. 18)  
 1984 — Packers, 31-6 (Milw, Nov. 18)  
 1985 — Rams, 34-17 (LA, Nov. 24)

- 1988 — Rams, 34-7 (GB, Sept. 4)  
 1989 — Rams, 41-38 (LA, Sept. 24)  
 1990 — Packers, 36-24 (GB, Sept. 9)  
 1991 — Rams, 23-21 (LA, Sept. 29)  
 1992 — Packers, 28-13 (GB, Dec. 20)  
 1993 — Packers, 36-6 (Milw, Sept. 5)  
 1994 — Packers, 24-17 (GB, Oct. 9)  
 1995 — Rams, 17-14 (GB, Sept. 3)  
 1996 — Packers, 24-9 (StL, Nov. 24)  
 1997 — Packers, 17-7 (GB, Nov. 9)  
 2001 — +Rams, 45-17 (StL, Jan. 20, 2002)  
 2003 — Rams, 34-24 (StL, Oct. 19)  
 2004 — Packers, 45-17 (GB, Nov. 29)  
 2006 — Rams, 23-20 (GB, Oct. 8)  
 2007 — Packers, 33-14 (StL, Dec. 16)  
 2009 — Packers, 36-17 (StL, Sept. 27)  
 2011 — Packers, 24-3 (GB, Oct. 16)  
 2012 — Packers, 30-20 (StL, Oct. 21)  
 2015 — Packers, 24-10 (GB, Oct. 11)  
 2018 — Rams, 29-27 (LA, Oct. 28)  
 2020 — +Packers, 32-18 (GB, Jan. 16, 2021)  
 2021 — Packers, 36-28 (GB, Nov. 28)  
 2022 — Packers, 24-12 (GB, Dec. 19)

*\*Franchise located in St. Louis prior to 2016;  
 in Los Angeles prior to 1995; in Cleveland  
 prior to 1946*

*\*\*Western Conference Championship  
 +NFC Divisional Playoff*

**MIAMI**

- 1971 — Dolphins, 27-6 (Mia, Dec. 19)  
 1975 — Dolphins, 31-7 (GB, Oct. 5)  
 1979 — Dolphins, 27-7 (Mia, Oct. 28)  
 1985 — Dolphins, 34-24 (GB, Dec. 8)  
 1988 — Dolphins, 24-17 (Mia, Sept. 18)  
 1989 — Dolphins, 23-20 (Mia, Oct. 22)  
 1991 — Dolphins, 16-13 (Mia, Sept. 22)  
 1994 — Dolphins, 24-14 (Milw, Sept. 11)  
 1997 — Packers, 23-18 (GB, Sept. 14)  
 2000 — Dolphins, 28-20 (Mia, Oct. 29)  
 2002 — Packers, 24-10 (GB, Nov. 4)  
 2006 — Packers, 34-24 (Mia, Oct. 22)  
 2010 — Dolphins, 23-20 OT (GB, Oct. 17)  
 2014 — Packers, 27-24 (Mia, Oct. 12)  
 2018 — Packers, 31-12 (GB, Nov. 11)  
 2022 — Packers, 26-20 (Mia, Dec. 25)

**MINNESOTA**

- 1961 — Packers, 33-7 (Minn, Oct. 22)  
 Packers, 28-10 (Milw, Oct. 29)  
 1962 — Packers, 34-7 (GB, Sept. 16)  
 Packers, 48-21 (Minn, Oct. 14)  
 1963 — Packers, 37-28 (Minn, Oct. 13)  
 Packers, 28-7 (GB, Nov. 10)  
 1964 — Vikings, 24-23 (GB, Oct. 4)  
 Packers, 42-13 (Minn, Nov. 1)  
 1965 — Packers, 38-13 (Minn, Nov. 21)  
 Packers, 24-19 (GB, Dec. 5)  
 1966 — Vikings, 20-17 (GB, Nov. 6)  
 Packers, 28-16 (Minn, Nov. 27)  
 1967 — Vikings, 10-7 (Milw, Oct. 15)  
 Packers, 30-27 (Minn, Dec. 3)

- 1968 — Vikings, 26-13 (Milw, Sept. 22)  
 Vikings, 14-10 (Minn, Nov. 10)  
 1969 — Vikings, 19-7 (Minn, Oct. 5)  
 Vikings, 9-7 (Milw, Nov. 16)  
 1970 — Packers, 13-10 (Milw, Oct. 4)  
 Vikings, 10-3 (Minn, Nov. 22)  
 1971 — Vikings, 24-13 (GB, Oct. 17)  
 Vikings, 3-0 (Minn, Nov. 14)  
 1972 — Vikings, 27-13 (GB, Oct. 29)  
 Packers, 23-7 (Minn, Dec. 10)  
 1973 — Vikings, 11-3 (Minn, Sept. 30)  
 Vikings, 31-7 (GB, Dec. 8)  
 1974 — Vikings, 32-17 (GB, Sept. 15)  
 Packers, 19-7 (Minn, Nov. 17)  
 1975 — Vikings, 28-17 (GB, Nov. 2)  
 Vikings, 24-3 (Minn, Dec. 7)  
 1976 — Vikings, 17-10 (Milw, Nov. 21)  
 Vikings, 20-9 (Minn, Dec. 5)  
 1977 — Vikings, 19-7 (Minn, Oct. 2)  
 Vikings, 13-6 (GB, Nov. 27)  
 1978 — Vikings, 21-7 (Minn, Oct. 22)  
 Tie, 10-10 OT (GB, Nov. 26)  
 1979 — Vikings, 27-21 OT (Minn, Sept. 23)  
 Packers, 19-7 (Milw, Nov. 11)  
 1980 — Packers, 16-3 (GB, Oct. 26)  
 Packers, 25-13 (Minn, Nov. 23)  
 1981 — Vikings, 30-13 (Milw, Sept. 27)  
 Packers, 35-23 (Minn, Nov. 29)  
 1982 — Packers, 26-7 (Milw, Nov. 21)  
 1983 — Vikings, 20-17 OT (GB, Oct. 23)  
 Packers, 29-21 (Minn, Nov. 13)  
 1984 — Packers, 45-17 (Milw, Nov. 11)  
 Packers, 38-14 (Minn, Dec. 16)  
 1985 — Packers, 20-17 (Milw, Oct. 13)  
 Packers, 27-17 (Minn, Nov. 10)  
 1986 — Vikings, 42-7 (Minn, Sept. 28)  
 Vikings, 32-6 (GB, Dec. 7)  
 1987 — Packers, 23-16 (Minn, Oct. 4)  
 Packers, 16-10 (Milw, Dec. 13)  
 1988 — Packers, 34-14 (Minn, Oct. 16)  
 Packers, 18-6 (GB, Dec. 11)  
 1989 — Vikings, 26-14 (Minn, Oct. 15)  
 Packers, 20-19 (Milw, Nov. 26)  
 1990 — Packers, 24-10 (Milw, Oct. 28)  
 Vikings, 23-7 (Minn, Dec. 2)  
 1991 — Vikings, 35-21 (GB, Nov. 17)  
 Packers, 27-7 (Minn, Dec. 21)  
 1992 — Vikings, 23-20 OT (GB, Sept. 6)  
 Vikings, 27-7 (Minn, Dec. 27)  
 1993 — Vikings, 15-13 (Minn, Sept. 26)  
 Vikings, 21-17 (Milw, Dec. 19)  
 1994 — Packers, 16-10 (GB, Sept. 4)  
 Vikings, 13-10 OT (Minn, Oct. 20)  
 1995 — Packers, 38-21 (GB, Oct. 22)  
 Vikings, 27-24 (Minn, Nov. 5)  
 1996 — Vikings, 30-21 (Minn, Sept. 22)  
 Packers, 38-10 (GB, Dec. 2)  
 1997 — Packers, 38-32 (GB, Sept. 21)  
 Packers, 27-11 (Minn, Dec. 1)  
 1998 — Vikings, 37-24 (GB, Oct. 5)  
 Vikings, 28-14 (Minn, Nov. 22)



**MINNESOTA** *continued*

- 1999 — Packers, 23-20 (GB, Sept. 26)  
 Vikings, 24-20 (Minn, Dec. 20)  
 2000 — Packers, 26-20 OT (GB, Nov. 6)  
 Packers, 33-28 (Minn, Dec. 17)  
 2001 — Vikings, 35-13 (Minn, Oct. 21)  
 Packers, 24-13 (GB, Dec. 30)  
 2002 — Vikings, 31-21 (Minn, Nov. 17)  
 Packers, 26-22 (GB, Dec. 8)  
 2003 — Vikings, 30-25 (GB, Sept. 7)  
 Packers, 30-27 (Minn, Nov. 2)  
 2004 — Packers, 34-31 (GB, Nov. 14)  
 Packers, 34-31 (Minn, Dec. 24)  
 \*Vikings, 31-17 (GB, Jan. 9, 2005)  
 2005 — Vikings, 23-20 (Minn, Oct. 23)  
 Vikings, 20-17 (GB, Nov. 21)  
 2006 — Packers, 23-17 (Minn, Nov. 12)  
 Packers, 9-7 (GB, Dec. 21)  
 2007 — Packers, 23-16 (Minn, Sept. 30)  
 Packers, 34-0 (GB, Nov. 11)  
 2008 — Packers, 24-19 (GB, Sept. 8)  
 Vikings, 28-27 (Minn, Nov. 9)  
 2009 — Vikings, 30-23 (Minn, Oct. 5)  
 Vikings, 38-26 (GB, Nov. 1)  
 2010 — Packers, 28-24 (GB, Oct. 24)  
 Packers, 31-3 (Minn, Nov. 21)  
 2011 — Packers, 33-27 (Minn, Oct. 23)  
 Packers, 45-7 (GB, Nov. 14)  
 2012 — Packers, 23-14 (GB, Dec. 2)  
 Vikings, 37-34 (Minn, Dec. 30)  
 \*Packers, 24-10 (GB, Jan. 5, 2013)  
 2013 — Packers, 44-31 (Minn, Oct. 27)  
 Tie, 26-26 OT (GB, Nov. 24)  
 2014 — Packers, 42-10 (GB, Oct. 2)  
 Packers, 24-21 (Minn, Nov. 23)  
 2015 — Packers, 30-13 (Minn, Nov. 22)  
 Vikings, 20-13 (GB, Jan. 3, 2016)  
 2016 — Vikings, 17-14 (Minn, Sept. 18)  
 Packers, 38-25 (GB, Dec. 24)  
 2017 — Vikings, 23-10 (Minn, Oct. 15)  
 Vikings, 16-0 (GB, Dec. 23)  
 2018 — Tie, 29-29 OT (GB, Sept. 16)  
 Vikings, 24-17 (Minn, Nov. 25)  
 2019 — Packers, 21-16 (GB, Sept. 15)  
 Packers, 23-10 (Minn., Dec. 23)  
 2020 — Packers, 43-34 (Minn, Sept. 13)  
 Vikings, 28-22 (GB, Nov. 1)  
 2021 — Vikings, 34-31 (Minn, Nov. 21)  
 Packers, 37-10 (GB, Jan. 2, 2022)  
 2022 — Vikings, 23-7 (Minn, Sept. 11)  
 Packers, 41-17 (GB, Jan. 1, 2023)  
 \*NFC Wild Card Playoff

**NEW ENGLAND**

- 1973 — Patriots, 33-24 (NE, Nov. 18)  
 1979 — Packers, 27-14 (GB, Oct. 1)  
 1985 — Patriots, 26-20 (NE, Sept. 8)  
 1988 — Packers, 45-3 (Milw, Oct. 9)  
 1994 — Patriots, 17-16 (NE, Oct. 2)  
 1996 — \*Packers, 35-21 (NO, Jan. 26, 1997)  
 1997 — Packers, 28-10 (NE, Oct. 27)  
 2002 — Packers, 28-10 (NE, Oct. 13)  
 2006 — Patriots, 35-0 (GB, Nov. 19)  
 2010 — Patriots, 31-27 (NE, Dec. 19)  
 2014 — Packers, 26-21 (GB, Nov. 30)  
 2018 — Patriots, 31-17 (NE, Nov. 4)  
 2022 — Packers, 27-24 OT (GB, Oct. 2)  
 \*Super Bowl XXXI

**NEW ORLEANS**

- 1968 — Packers, 29-7 (Milw, Nov. 17)  
 1971 — Saints, 29-21 (Milw, Nov. 28)  
 1972 — Packers, 30-20 (NO, Dec. 17)  
 1973 — Packers, 30-10 (Milw, Dec. 2)  
 1975 — Saints, 20-19 (NO, Oct. 12)  
 1976 — Packers, 32-27 (Milw, Nov. 7)  
 1977 — Packers, 24-20 (NO, Sept. 18)  
 1978 — Packers, 28-17 (Milw, Sept. 10)  
 1979 — Packers, 28-19 (Milw, Sept. 9)  
 1981 — Packers, 35-7 (NO, Dec. 13)  
 1984 — Packers, 23-13 (NO, Nov. 4)  
 1985 — Packers, 38-14 (Milw, Nov. 17)  
 1986 — Saints, 24-10 (NO, Sept. 14)  
 1987 — Saints, 33-24 (NO, Dec. 27)  
 1989 — Packers, 35-34 (GB, Sept. 17)  
 1993 — Packers, 19-17 (NO, Nov. 14)  
 1995 — Packers, 34-23 (NO, Dec. 16)  
 2002 — Saints, 35-20 (NO, Sept. 15)  
 2005 — Packers, 52-3 (GB, Oct. 9)

- 2006 — Saints, 34-27 (GB, Sept. 17)  
 2008 — Saints, 51-29 (NO, Nov. 24)  
 2011 — Packers, 42-34 (GB, Sept. 8)  
 2012 — Packers, 28-27 (GB, Sept. 30)  
 2014 — Saints, 44-23 (NO, Oct. 26)  
 2017 — Saints, 26-17 (GB, Oct. 22)  
 2020 — Packers, 37-30 (NO, Sept. 27)  
 2021 — Saints, 38-3 (Jax., Sept. 12)

**N.Y. GIANTS**

- 1928 — Giants, 6-0 (GB, Oct. 7)  
 Packers, 7-0 (NY, Nov. 18)  
 1929 — Packers, 20-6 (NY, Nov. 24)  
 1930 — Packers, 14-7 (GB, Oct. 5)  
 Giants, 13-6 (NY, Nov. 23)  
 1931 — Packers, 27-7 (GB, Oct. 4)  
 Packers, 14-10 (NY, Nov. 22)  
 1932 — Packers, 13-0 (GB, Oct. 2)  
 Giants, 6-0 (NY, Nov. 20)  
 1933 — Giants, 10-7 (Milw, Oct. 3)  
 Giants, 17-6 (NY, Nov. 26)  
 1934 — Packers, 20-6 (Milw, Sept. 30)  
 Giants, 17-3 (NY, Nov. 11)  
 1935 — Packers, 16-7 (GB, Sept. 29)  
 1936 — Packers, 26-14 (NY, Nov. 22)  
 1937 — Giants, 10-0 (NY, Nov. 21)  
 1938 — Giants, 15-3 (NY, Nov. 20)  
 \*Giants, 23-17 (NY, Dec. 11)  
 1939 — \*Packers, 27-0 (Milw, Dec. 10)  
 1940 — Giants, 7-3 (NY, Nov. 17)  
 1942 — Tie, 21-21 (NY, Nov. 22)  
 1943 — Packers, 35-21 (NY, Oct. 31)  
 1944 — Giants, 24-0 (NY, Nov. 19)  
 \*Packers, 14-7 (NY, Dec. 17)  
 1945 — Packers, 23-14 (NY, Nov. 25)  
 1947 — Tie, 24-24 (NY, Nov. 23)  
 1948 — Giants, 49-3 (Milw, Nov. 21)  
 1949 — Giants, 30-10 (GB, Nov. 13)  
 1952 — Packers, 17-3 (NY, Nov. 16)  
 1957 — Giants, 31-17 (GB, Nov. 3)  
 1959 — Giants, 20-3 (NY, Nov. 1)  
 1961 — Packers, 20-17 (Milw, Dec. 3)  
 \*Packers, 37-0 (GB, Dec. 31)  
 1962 — \*Packers, 16-7 (NY, Dec. 30)  
 1967 — Packers, 48-21 (NY, Oct. 22)  
 1969 — Packers, 20-10 (Milw, Nov. 30)  
 1971 — Giants, 42-40 (GB, Sept. 19)  
 1973 — Packers, 16-14 (New Haven, Oct. 7)  
 1975 — Packers, 40-14 (Milw, Nov. 23)  
 1980 — Giants, 27-21 (NY, Nov. 16)  
 1981 — Packers, 27-14 (NY, Oct. 4)  
 Packers, 26-24 (Milw, Nov. 8)  
 1982 — Packers, 27-19 (NY, Sept. 20)  
 1983 — Giants, 27-3 (NY, Sept. 26)  
 1985 — Packers, 23-20 (GB, Sept. 15)  
 1986 — Giants, 55-24 (NY, Dec. 20)  
 1987 — Giants, 20-10 (NY, Dec. 9)  
 1992 — Giants, 27-7 (NY, Nov. 8)  
 1995 — Packers, 14-6 (GB, Sept. 17)  
 1998 — Packers, 37-3 (NY, Nov. 15)  
 2001 — Packers, 34-25 (NY, Jan. 6, 2002)  
 2004 — Giants, 14-7 (GB, Oct. 3)  
 2007 — Packers, 35-13 (NY, Sept. 16)  
 \*\*Giants, 23-20 OT (GB, Jan. 20, 2008)  
 2010 — Packers, 45-17 (GB, Dec. 26)  
 2011 — Packers, 38-35 (NY, Dec. 4)  
 +Giants, 37-20 (GB, Jan. 15, 2012)  
 2012 — Giants, 38-10 (NY, Nov. 25)  
 2013 — Giants, 27-13 (NY, Nov. 17)  
 2016 — Packers, 23-16 (GB, Oct. 9)  
 ++Packers, 38-13 (GB, Jan. 8, 2017)  
 2019 — Packers, 31-13 (NY, Dec. 1)  
 2022 — Giants, 27-22 (London, Oct. 9)  
 \*NFL Championship  
 \*\*NFL Championship  
 +NFL Divisional Playoff  
 ++NFL Wild Card Playoff

**N.Y. JETS**

- 1973 — Packers, 23-7 (Milw, Sept. 17)  
 1979 — Jets, 27-22 (GB, Nov. 4)  
 1981 — Jets, 28-3 (NY, Dec. 20)  
 1982 — Jets, 15-13 (NY, Nov. 28)  
 1985 — Jets, 24-3 (Milw, Sept. 22)  
 1991 — Jets, 19-16 OT (NY, Nov. 3)  
 1994 — Packers, 17-10 (GB, Nov. 13)  
 2000 — Jets, 20-16 (GB, Sept. 3)  
 2002 — Jets, 42-17 (NY, Dec. 29)  
 2006 — Jets, 38-10 (GB, Dec. 3)

- 2010 — Packers, 9-0 (NY, Oct. 31)  
 2014 — Packers, 31-24 (GB, Sept. 14)  
 2018 — Packers, 44-38 OT (NY, Dec. 23)  
 2022 — Jets, 27-10 (GB, Oct. 16)

**PHILADELPHIA**

- 1933 — Packers, 35-9 (GB, Oct. 29)  
 Packers, 10-0 (P, Dec. 3)  
 1934 — Packers, 19-6 (GB, Sept. 16)  
 1935 — Packers, 13-6 (P, Dec. 8)  
 1937 — Packers, 37-7 (Milw, Nov. 14)  
 1939 — Packers, 23-16 (P, Nov. 12)  
 1940 — Packers, 27-20 (GB, Sept. 15)  
 1942 — Packers, 7-0 (P, Nov. 29)  
 1946 — Packers, 19-7 (P, Oct. 13)  
 1947 — Eagles, 28-14 (P, Dec. 14)  
 1951 — Packers, 37-24 (GB, Oct. 14)  
 1952 — Packers, 12-10 (Milw, Nov. 2)  
 1954 — Packers, 37-14 (P, Oct. 30)  
 1958 — Packers, 38-35 (GB, Oct. 26)  
 1960 — \*Eagles, 17-13 (P, Dec. 26)  
 1962 — Packers, 49-0 (P, Nov. 11)  
 1968 — Packers, 30-13 (GB, Sept. 15)  
 1970 — Packers, 30-17 (Milw, Oct. 25)  
 1974 — Eagles, 36-14 (P, Dec. 1)  
 1976 — Packers, 28-13 (GB, Oct. 17)  
 1978 — Eagles, 10-3 (P, Nov. 5)  
 1979 — Eagles, 21-10 (GB, Nov. 25)  
 1987 — Packers, 16-10 OT (GB, Oct. 18)  
 1990 — Eagles, 31-0 (P, Dec. 16)  
 1991 — Eagles, 20-3 (GB, Sept. 1)  
 1992 — Packers, 27-24 (Milw, Nov. 15)  
 1993 — Eagles, 20-17 (GB, Sept. 12)  
 1994 — Eagles, 13-7 (P, Sept. 18)  
 1996 — Packers, 39-13 (GB, Sept. 9)  
 1997 — Eagles, 10-9 (P, Sept. 7)  
 1998 — Packers, 24-16 (GB, Nov. 29)  
 2000 — Packers, 6-3 (GB, Sept. 17)  
 2003 — Eagles, 17-14 (GB, Nov. 10)  
 \*\*Eagles, 20-17 OT (P, Jan. 11, 2004)  
 2004 — Eagles, 47-17 (P, Dec. 5)  
 2005 — Eagles, 19-14 (P, Nov. 27)  
 2007 — Packers, 16-13 (GB, Sept. 9)  
 2010 — Packers, 27-20 (P, Sept. 12)  
 +Packers, 21-16 (P, Jan. 9, 2011)  
 2013 — Eagles, 27-13 (GB, Nov. 10)  
 2014 — Packers, 53-20 (GB, Nov. 16)  
 2016 — Packers, 27-13 (P, Nov. 28)  
 2019 — Eagles, 34-27 (GB, Sept. 26)  
 2020 — Packers, 30-16 (GB, Dec. 6)  
 2022 — Eagles, 40-33 (P, Nov. 27)  
 \*NFL Championship  
 \*\*NFL Divisional Playoff  
 +NFL Wild Card Playoff

**PITTSBURGH\***

- 1933 — Packers, 47-0 (GB, Oct. 15)  
 Packers, 27-0 (GB, Oct. 6)  
 1935 — Packers, 34-14 (P, Nov. 24)  
 1936 — Packers, 42-10 (Milw, Oct. 25)  
 1938 — Packers, 20-0 (GB, Oct. 23)  
 1940 — Packers, 24-3 (Milw, Oct. 27)  
 1941 — Packers, 54-7 (P, Nov. 23)  
 1942 — Packers, 24-21 (Milw, Dec. 6)  
 1946 — Packers, 17-7 (GB, Oct. 20)  
 1947 — Steelers, 18-17 (Milw, Nov. 2)  
 1948 — Steelers, 38-7 (P, Nov. 7)  
 1949 — Steelers, 30-7 (Milw, Nov. 20)  
 1951 — Packers, 35-33 (Milw, Oct. 7)  
 Steelers, 28-7 (P, Nov. 11)  
 1953 — Steelers, 31-14 (P, Oct. 24)  
 1954 — Steelers, 21-20 (GB, Sept. 26)  
 1957 — Packers, 27-10 (P, Nov. 24)  
 1960 — Packers, 19-13 (P, Oct. 30)  
 1963 — Packers, 33-14 (Milw, Nov. 3)  
 1965 — Packers, 41-9 (P, Sept. 19)  
 1967 — Steelers, 24-17 (GB, Dec. 17)  
 1969 — Packers, 38-34 (P, Nov. 2)  
 1970 — Packers, 20-12 (P, Dec. 6)  
 1975 — Steelers, 16-13 (Milw, Oct. 26)  
 1980 — Steelers, 22-20 (P, Nov. 2)  
 1983 — Steelers, 25-21 (GB, Sept. 11)  
 1986 — Steelers, 27-3 (P, Nov. 2)  
 1992 — Packers, 17-3 (GB, Sept. 27)  
 1995 — Packers, 24-19 (GB, Dec. 24)  
 1998 — Steelers, 27-20 (P, Nov. 9)  
 2005 — Steelers, 20-10 (GB, Nov. 6)  
 2009 — Steelers, 37-36 (P, Dec. 20)

**PITTSBURGH** *continued*

- 2010 — \*\*Packers, 31-25 (N. Tex., Feb. 6, 2011)  
 2013 — Steelers, 38-31 (GB, Dec. 22)  
 2017 — Steelers, 31-28 (P, Nov. 26)  
 2021 — Packers, 27-17 (GB, Oct. 3)  
 \*Steelers known as Pirates prior to 1940  
 \*\*Super Bowl XLV

**SAN FRANCISCO**

- 1950 — Packers, 25-21 (GB, Nov. 26)  
 49ers, 30-14 (SF, Dec. 10)  
 1951 — 49ers, 31-19 (SF, Dec. 9)  
 1952 — 49ers, 24-14 (SF, Dec. 14)  
 1953 — 49ers, 37-7 (Milw, Nov. 22)  
 49ers, 48-14 (SF, Dec. 6)  
 1954 — 49ers, 23-17 (Milw, Oct. 10)  
 49ers, 35-0 (SF, Dec. 5)  
 1955 — Packers, 27-21 (Milw, Nov. 20)  
 Packers, 28-7 (SF, Dec. 4)  
 1956 — 49ers, 17-16 (GB, Nov. 18)  
 49ers, 38-20 (SF, Dec. 8)  
 1957 — 49ers, 24-14 (Milw, Oct. 20)  
 49ers, 27-20 (SF, Dec. 15)  
 1958 — 49ers, 33-12 (Milw, Nov. 23)  
 49ers, 48-21 (SF, Dec. 2)  
 1959 — Packers, 21-20 (GB, Oct. 11)  
 Packers, 36-14 (SF, Dec. 13)  
 1960 — Packers, 41-14 (Milw, Oct. 23)  
 Packers, 13-0 (SF, Dec. 10)  
 1961 — Packers, 30-10 (GB, Sept. 24)  
 49ers, 22-21 (SF, Dec. 10)  
 1962 — Packers, 31-13 (Milw, Oct. 21)  
 Packers, 31-21 (SF, Dec. 9)  
 1963 — Packers, 28-10 (Milw, Nov. 24)  
 Packers, 21-17 (SF, Dec. 14)  
 1964 — Packers, 24-14 (Milw, Oct. 11)  
 49ers, 24-14 (SF, Nov. 15)  
 1965 — Packers, 27-10 (GB, Oct. 10)  
 Tie, 24-24 (SF, Dec. 19)  
 1966 — 49ers, 21-20 (SF, Oct. 9)  
 Packers, 20-7 (Milw, Dec. 4)  
 1967 — Packers, 13-0 (GB, Nov. 19)  
 1968 — 49ers, 27-20 (SF, Dec. 1)  
 1969 — Packers, 14-7 (Milw, Sept. 28)  
 1970 — 49ers, 26-10 (SF, Nov. 1)  
 1972 — Packers, 34-24 (Milw, Nov. 5)  
 1973 — 49ers, 20-6 (SF, Nov. 22)  
 1974 — 49ers, 7-6 (SF, Dec. 8)  
 1976 — 49ers, 26-14 (GB, Sept. 12)  
 1977 — Packers, 16-14 (Milw, Dec. 18)  
 1980 — Packers, 23-16 (Milw, Nov. 9)  
 1981 — 49ers, 13-3 (Milw, Oct. 18)  
 1986 — 49ers, 31-17 (Milw, Oct. 26)  
 1987 — 49ers, 23-12 (GB, Dec. 6)  
 1989 — Packers, 21-17 (SF, Nov. 19)  
 1990 — 49ers, 24-20 (GB, Nov. 4)  
 1995 — \*Packers, 27-17 (SF, Jan. 6, 1996)  
 1996 — Packers, 23-20 OT (GB, Oct. 14)  
 \*Packers, 35-14 (GB, Jan. 4, 1997)  
 1997 — \*\*Packers, 23-10 (SF, Jan. 11, 1998)  
 1998 — Packers, 36-22 (GB, Nov. 1)  
 +49ers, 30-27 (SF, Jan. 3, 1999)  
 1999 — Packers, 20-3 (SF, Nov. 29)  
 2000 — Packers, 31-28 (GB, Oct. 15)  
 2001 — +Packers, 25-15 (GB, Jan. 13, 2002)  
 2002 — Packers, 20-14 (SF, Dec. 15)  
 2003 — Packers, 20-10 (GB, Nov. 23)  
 2006 — Packers, 30-19 (SF, Dec. 10)  
 2009 — Packers, 30-24 (GB, Nov. 22)  
 2010 — Packers, 34-16 (GB, Dec. 5)  
 2012 — 49ers, 30-22 (GB, Sept. 9)  
 \*49ers, 45-31 (SF, Jan. 12, 2013)  
 2013 — 49ers, 34-28 (SF, Sept. 8)  
 +49ers, 23-20 (GB, Jan. 5, 2014)  
 2015 — Packers, 17-3 (SF, Oct. 4)  
 2018 — Packers, 33-30 (GB, Oct. 15)  
 2019 — 49ers, 37-8 (SF, Nov. 24)  
 \*\*49ers, 37-20 (SF, Jan. 19, 2020)  
 2020 — Packers, 34-17 (SF, Nov. 5)  
 2021 — Packers, 30-28 (SF, Sept. 26)  
 \*49ers, 13-10 (GB, Jan. 22, 2022)

\*NFC Divisional Playoff  
 \*\*NFC Championship  
 +NFC Wild Card Playoff

**SEATTLE**

- 1976 — Packers, 27-20 (Milw, Oct. 10)  
 1978 — Packers, 45-28 (Milw, Oct. 15)  
 1981 — Packers, 34-24 (GB, Nov. 1)  
 1984 — Seahawks, 30-24 (Milw, Oct. 21)  
 1987 — Seahawks, 24-13 (S, Nov. 15)  
 1990 — Seahawks, 20-14 (Milw, Dec. 9)  
 1996 — Packers, 31-10 (S, Sept. 29)  
 1999 — Seahawks, 27-7 (GB, Nov. 1)  
 2003 — Packers, 35-13 (GB, Oct. 5)  
 \*Packers, 33-27 OT (GB, Jan. 4, 2004)  
 2005 — Packers, 23-17 (GB, Jan. 1, 2006)  
 2006 — Seahawks, 34-24 (S, Nov. 27)  
 2007 — \*\*Packers, 42-20 (GB, Jan. 12, 2008)  
 2008 — Packers, 27-17 (S, Oct. 12)  
 2009 — Packers, 48-10 (GB, Dec. 27)  
 2012 — Seahawks, 14-12 (S, Sept. 24)  
 2014 — Seahawks, 36-16 (S, Sept. 4)  
 +Seahawks, 28-22 OT (S, Jan. 18, 2015)  
 2015 — Packers, 27-17 (GB, Sept. 20)  
 2016 — Packers, 38-10 (GB, Dec. 11)  
 2017 — Packers, 17-9 (GB, Sept. 10)  
 2018 — Seahawks, 27-24 (S, Nov. 15)  
 2019 — \*\*Packers, 28-23 (GB, Jan. 12, 2020)  
 2021 — Packers, 17-0 (GB, Nov. 14)

\*NFC Wild Card Playoff  
 \*\*NFC Divisional Playoff  
 +NFC Championship

**TAMPA BAY**

- 1977 — Packers, 13-0 (TB, Oct. 23)  
 1978 — Packers, 9-7 (GB, Oct. 29)  
 Packers, 17-7 (TB, Dec. 3)  
 1979 — Buccaneers, 21-10 (GB, Sept. 16)  
 Buccaneers, 21-3 (TB, Oct. 21)  
 1980 — Tie, 14-14 OT (TB, Oct. 12)  
 Buccaneers, 20-17 (Milw, Nov. 30)  
 1981 — Buccaneers, 21-10 (GB, Oct. 11)  
 Buccaneers, 37-3 (TB, Nov. 22)  
 1983 — Packers, 55-14 (GB, Oct. 2)  
 Packers, 12-9 OT (TB, Dec. 12)  
 1984 — Buccaneers, 30-27 OT (TB, Sept. 30)  
 Packers, 27-14 (GB, Dec. 2)  
 1985 — Packers, 21-0 (GB, Dec. 1)  
 Packers, 20-17 (TB, Dec. 22)  
 1986 — Packers, 31-7 (Milw, Nov. 16)  
 Packers, 21-7 (TB, Dec. 14)  
 1987 — Buccaneers, 23-17 (Milw, Nov. 1)  
 1988 — Buccaneers, 13-10 (GB, Sept. 11)  
 Buccaneers, 27-24 (TB, Oct. 2)  
 1989 — Buccaneers, 23-21 (GB, Sept. 10)  
 Packers, 17-16 (TB, Dec. 3)  
 1990 — Buccaneers, 26-14 (TB, Oct. 14)  
 Packers, 20-10 (Milw, Nov. 25)  
 1991 — Packers, 15-13 (GB, Sept. 15)  
 Packers, 27-0 (TB, Oct. 27)  
 1992 — Buccaneers, 31-3 (TB, Sept. 13)  
 Packers, 19-14 (Milw, Nov. 29)  
 1993 — Packers, 37-14 (TB, Oct. 24)  
 Packers, 13-10 (GB, Nov. 28)  
 1994 — Packers, 30-3 (GB, Sept. 25)  
 Packers, 34-19 (TB, Dec. 24)  
 1995 — Packers, 35-13 (GB, Nov. 26)  
 Buccaneers, 13-10 OT (TB, Dec. 10)  
 1996 — Packers, 34-3 (TB, Sept. 1)  
 Packers, 13-7 (GB, Oct. 27)  
 1997 — Packers, 21-16 (GB, Oct. 5)  
 Packers, 17-6 (TB, Dec. 7)  
 \*Packers, 21-7 (GB, Jan. 4, 1998)  
 1998 — Packers, 23-15 (GB, Sept. 13)  
 Buccaneers, 24-22 (TB, Dec. 7)  
 1999 — Packers, 26-23 (GB, Oct. 10)  
 Buccaneers, 29-10 (TB, Dec. 26)  
 2000 — Buccaneers, 20-15 (TB, Nov. 12)  
 Packers, 17-14 OT (GB, Dec. 24)  
 2001 — Buccaneers, 14-10 (TB, Oct. 7)  
 Packers, 21-20 (GB, Nov. 4)  
 2002 — Buccaneers, 21-7 (TB, Nov. 24)  
 2003 — Packers, 20-13 (TB, Nov. 16)  
 2005 — Buccaneers, 17-16 (GB, Sept. 25)  
 2008 — Buccaneers, 30-21 (TB, Sept. 28)  
 2009 — Buccaneers, 38-28 (TB, Nov. 8)  
 2011 — Packers, 35-26 (GB, Nov. 20)  
 2014 — Packers, 20-3 (TB, Dec. 21)  
 2017 — Packers, 26-20 OT (GB, Dec. 3)

- 2020 — Buccaneers, 38-10 (TB, Oct. 18)  
 \*\*Buccaneers, 31-26 (GB, Jan. 24, 2021)  
 2022 — Packers, 14-12 (TB, Sept. 25)  
 \*NFC Divisional Playoff  
 \*\*NFC Championship

**TENNESSEE\***

- 1972 — Packers, 23-10 (H, Nov. 19)  
 1977 — Oilers, 16-10 (GB, Sept. 25)  
 1980 — Oilers, 22-3 (GB, Dec. 14)  
 1983 — Packers, 41-38 OT (H, Sept. 4)  
 1986 — Oilers, 31-3 (GB, Sept. 7)  
 1992 — Packers, 16-14 (H, Dec. 13)  
 1998 — Packers, 30-22 (GB, Dec. 20)  
 2001 — Titans, 26-20 (T, Dec. 16)  
 2004 — Titans, 48-27 (GB, Oct. 11)  
 2008 — Titans, 19-16 OT (T, Nov. 2)  
 2012 — Packers, 55-7 (GB, Dec. 23)  
 2016 — Titans, 47-25 (T, Nov. 13)  
 2020 — Packers, 40-14 (GB, Dec. 27)  
 2022 — Titans, 27-17 (GB, Nov. 17)  
 \*Franchise located in Houston prior to 1997;  
 known as Oilers prior to 1999

**WASHINGTON\***

- 1932 — Packers, 21-0 (B, Nov. 13)  
 1933 — Tie, 7-7 (GB, Sept. 17)  
 Washington, 20-7 (B, Nov. 19)  
 1934 — Packers, 10-0 (B, Nov. 4)  
 1936 — Packers, 31-2 (GB, Oct. 11)  
 Packers, 7-3 (B, Nov. 8)  
 \*\*Packers, 21-6 (N.Y., Dec. 13)  
 1937 — Washington, 14-6 (W, Nov. 28)  
 1939 — Packers, 24-14 (Milw, Oct. 29)  
 1941 — Packers, 22-17 (W, Nov. 30)  
 1943 — Washington, 33-7 (Milw, Oct. 17)  
 1946 — Packers, 20-7 (W, Dec. 1)  
 1947 — Packers, 27-10 (Milw, Oct. 19)  
 1948 — Washington, 23-7 (Milw, Oct. 24)  
 1949 — Washington, 30-0 (W, Dec. 4)  
 1950 — Packers, 35-21 (Milw, Sept. 24)  
 1952 — Packers, 35-20 (Milw, Oct. 5)  
 1958 — Washington, 37-21 (W, Oct. 19)  
 1959 — Packers, 21-0 (GB, Nov. 22)  
 1968 — Packers, 27-7 (W, Nov. 24)  
 1972 — Washington, 21-16 (W, Nov. 26)  
 +Washington, 16-3 (W, Dec. 24)  
 1974 — Washington, 17-6 (GB, Nov. 3)  
 1977 — Washington, 10-9 (W, Nov. 21)  
 1979 — Washington, 38-21 (W, Dec. 2)  
 1983 — Packers, 48-47 (GB, Oct. 17)  
 1986 — Washington, 16-7 (GB, Nov. 9)  
 1988 — Washington, 20-17 (Milw, Oct. 23)  
 2001 — Packers, 37-0 (GB, Sept. 24)  
 2002 — Packers, 30-9 (GB, Oct. 20)  
 2004 — Packers, 28-14 (W, Oct. 31)  
 2007 — Packers, 17-14 (GB, Oct. 14)  
 2010 — Washington, 16-13 OT (W, Oct. 10)  
 2013 — Packers, 38-20 (GB, Sept. 15)  
 2015 — ++Packers, 35-18 (W, Jan. 10)  
 2016 — Washington, 42-24 (W, Nov. 20)  
 2018 — Washington, 31-17 (W, Sept. 23)  
 2019 — Packers, 20-15 (GB, Dec. 8)  
 2021 — Packers, 24-10 (GB, Oct. 24)  
 2022 — Washington, 23-21 (W, Oct. 23)  
 \*Franchise located in Boston prior to 1937;  
 known as Braves prior to 1933

\*\*NFL Championship  
 +NFC Divisional Playoff  
 ++NFC Wild Card Playoff



Non-league games are indicated by an asterisk (\*). Beginning with 1921, the Packers' first season in the National Football League, non-league game results are not reflected in won-lost record, nor in seasonal totals of points for, points against and attendance. From 1920-71, tie games were not included in winning percentage. Overtime games are indicated by the "+" symbol. The Packers' league-high 13 NFL championship seasons are highlighted in gold.

## 1919 (10-1-0, .909)

Head Coach: Earl "Curly" Lambeau		GB	Opp	Attend
S 14	Menominee North End A.C.....	W	53	0
S 21	Marinette Northerners.....	W	61	0
S 28	New London.....	W	54	0
O 5	Sheboygan Company C.....	W	87	0
O 12	Racine.....	W	76	6
O 19	@ Ishpeming.....	W	33	0 3,000
O 26	Oshkosh Professionals.....	W	85	0
N 2	Milwaukee Maple Leaf A.C. ....	W	53	0
N 9	Chicago Chilar A.C.....	W	46	0
N 16	@ Stambaugh Miners.....	W	17	0 2,500
N 23	@ Beloit Professionals.....	L	0	6
<b>Home: 8-0</b>		<b>Way: 2-1</b>	<b>565</b>	<b>12</b>

## 1920 (9-1-1, .900)

Head Coach: Earl "Curly" Lambeau		GB	Opp	Attend
S 26	Chicago Boosters.....	T	3	3 1,200
O 3	Kaukauna American Legion....	W	56	0
O 10	Stambaugh Miners.....	W	3	0 800
O 17	Marinette Professionals.....	W	25	0
O 24	De Pere.....	W	62	0 3,500
O 31	Beloit Fairies.....	W	7	0 2,000
N 7	Milwaukee All-Stars.....	W	9	0
N 14	@ Beloit Fairies.....	L	3	14
N 21	Menominee Professionals.....	W	19	7 800
N 25	Stambaugh Miners.....	W	14	0
N 28	Milwaukee Lapham A.C.....	W	26	0
<b>Home: 9-0-1</b>		<b>Way: 0-1</b>	<b>227</b>	<b>24</b>

## 1921 (3-2-1, .600)

### Sixth (tie), American Professional Football Assoc.

Head Coach: Earl "Curly" Lambeau		GB	Opp	Attend
O 23	Minneapolis Marines.....	W	7	6 6,000
O 30	Rock Island Independents.....	L	3	13 6,000
N 6	Evansville Crimson Giants.....	W	43	6
N 13	Hammond Pros.....	W	14	7
N 20	@ Chicago Cardinals.....	T	3	3 2,000
N 27	@ Chicago Staleys.....	L	0	20 7,000
*D 4	Racine Legion (@ Milw).....	T	3	3 6,200
<b>Home: 3-1</b>		<b>Way: 0-1-1 (9,000)</b>	<b>70</b>	<b>55</b>

## 1922 (4-3-3, .571)

### Seventh (tie), National Football League

Head Coach: Earl "Curly" Lambeau		GB	Opp	Attend
O 1	@ Rock Island Independents....	L	14	19 3,500
O 8	Racine Legion.....	L	6	10 3,603
O 15	@ Chicago Cardinals.....	L	3	16 3,500
O 22	@ Milwaukee Badgers.....	T	0	0 6,000
O 29	Rock Island Independents.....	T	0	0 8,000
N 5	Columbus Panhandles.....	W	3	0 2,000
N 12	Minneapolis Marines.....	W	14	6 2,000
N 19	@ Racine Legion.....	T	3	3 3,000
N 26	Milwaukee Badgers.....	W	13	0
*N 30	Duluth Kelleys.....	W	10	0 1,300
D 3	Racine Legion (@ Milw).....	W	14	0 4,500
<b>Home: 3-1-1</b>		<b>Way: 0-2-2 (16,000)</b>	<b>70</b>	<b>54</b>
<b>Neutral: 1-0 (4,500)</b>				

## 1923 (7-2-1, .778)

### Third (tie), National Football League

Head Coach: Earl "Curly" Lambeau		GB	Opp	Attend
S 30	Minneapolis Marines.....	W	12	0 3,008
O 7	St. Louis All-Stars.....	T	0	0 2,831
O 14	Chicago Bears.....	L	0	3 4,451
O 21	Milwaukee Badgers.....	W	12	0 5,000
O 28	Racine Legion.....	L	3	24 2,800
N 4	@ St. Louis All-Stars.....	W	3	0 750
N 11	@ Racine Legion.....	W	16	0 3,500
N 18	@ Milwaukee Badgers.....	W	10	7 5,400
N 25	Duluth Kelleys.....	W	10	0
N 29	Hammond Pros.....	W	19	0
<b>Home: 4-2-1</b>		<b>Way: 3-0 (9,650)</b>	<b>85</b>	<b>34</b>

## 1924 (7-4-0, .636)

### Sixth, National Football League

Head Coach: Earl "Curly" Lambeau		GB	Opp	Attend
S 28	@ Duluth Kelleys.....	L	3	6 2,200
O 5	@ Chicago Cardinals.....	L	0	3 2,852
O 12	Kansas City Blues.....	W	16	0 2,800
O 19	Milwaukee Badgers.....	W	17	0 4,150
O 26	Minneapolis Marines.....	W	19	0 2,500
N 2	Racine Legion.....	W	6	3 4,000
N 9	Duluth Kelleys.....	W	13	0 2,700
N 16	@ Milwaukee Badgers.....	W	17	10 3,800
N 23	@ Chicago Bears.....	L	0	3 6,000
N 27	@ Kansas City Blues.....	W	17	6 1,542
N 30	@ Racine Legion.....	L	0	7 2,200
		<b>108</b>	<b>38</b>	<b>34,744</b>
<b>Home: 5-0 (16,150)</b>		<b>Way: 2-4 (18,594)</b>		

## 1925 (8-5-0, .615)

### Ninth, National Football League

Head Coach: Earl "Curly" Lambeau		GB	Opp	Attend
S 20	Hammond Pros.....	W	14	0 3,000
S 27	Chicago Bears.....	W	14	10 5,389
O 4	@ Rock Island Independents....	L	0	3 3,000
O 11	Milwaukee Badgers.....	W	31	0 2,300
O 18	Rock Island Independents.....	W	20	0 5,000
O 25	Rochester Jeffersons.....	W	33	13 2,700
N 1	@ Milwaukee Badgers.....	W	6	0 2,300
N 8	@ Chicago Cardinals.....	L	6	9 3,000
N 15	Dayton Triangles.....	W	7	0 3,000
N 22	@ Chicago Bears.....	L	0	21 6,898
N 26	@ Pottsville Maroons.....	L	0	31 3,500
N 28	@ Frankford Yellow Jackets....	L	7	13 10,000
D 6	@ Providence Steam Roller....	W	13	10 10,000
		<b>151</b>	<b>110</b>	<b>60,087</b>
<b>Home: 6-0 (21,389)</b>		<b>Way: 2-5 (38,698)</b>		

## 1926 (7-3-3, .700)

### Fifth, National Football League

Head Coach: Earl "Curly" Lambeau		GB	Opp	Attend
S 19	Detroit Panthers.....	W	21	0 4,500
S 26	Chicago Bears.....	T	6	6 7,000
O 3	Duluth Eskimos.....	T	0	0 2,500
O 10	Chicago Cardinals.....	L	7	13 5,000
O 17	Milwaukee Badgers.....	W	7	0 3,000
O 24	Racine Tornadoes.....	W	35	0
O 31	@ Chicago Cardinals.....	W	3	0 2,500
N 7	@ Milwaukee Badgers.....	W	21	0 4,300
N 14	Louisville Colonels.....	W	14	0 1,300
N 21	@ Chicago Bears.....	L	13	19 7,500
N 25	@ Frankford Yellow Jackets....	L	14	20 10,000
N 28	@ Detroit Panthers.....	W	7	0 1,000
D 19	@ Chicago Bears.....	T	3	3 10,000
<b>Home: 4-1-2</b>		<b>Way: 3-2-1 (35,300)</b>	<b>151</b>	<b>61</b>

ALL-TIME RESULTS BY SEASON

COMMUNITY ADMIN. & COACHES

VETERANS

DRAFT & FREE AGENTS

2022 REVIEW

LAMBEAU FIELD

MISC.

## 1927 (7-2-1, .778)

### Second, National Football League

Head Coach:	Earl "Curly" Lambeau	GB	Opp	Attend		
S 18	Dayton Triangles.....	W	14	0	3,600	
S 25	Cleveland Bulldogs.....	W	12	7	4,500	
O 2	Chicago Bears.....	L	6	7	5,500	
O 9	Duluth Eskimos.....	W	20	0	4,000	
O 16	Chicago Cardinals.....	W	13	0	4,500	
O 23	New York Yankees.....	W	13	0	11,000	
*O 30	@ Milwaukee Eagles.....	W	22	7	2,700	
N 6	@ Chicago Cardinals.....	T	6	6	3,500	
N 13	Dayton Triangles.....	W	6	0	2,500	
N 20	@ Chicago Bears.....	L	6	14	6,000	
N 24	@ Frankford Yellow Jackets... W	17	9	9,000		
				113	43	54,100

Home: 6-1 (35,600)    Away: 1-1-1 (18,500)

## 1928 (6-4-3, .600)

### Fourth, National Football League

Head Coach:	Earl "Curly" Lambeau	GB	Opp	Attend		
S 23	Frankford Yellow Jackets.....	L	9	19	6,500	
S 30	Chicago Bears.....	T	12	12	8,500	
O 7	New York Giants.....	L	0	6	7,000	
O 14	Chicago Cardinals.....	W	20	0	4,200	
O 21	@ Chicago Bears.....	W	16	6	15,000	
O 28	Dayton Triangles.....	W	17	0	3,100	
N 4	Pottsville Maroons.....	W	26	14	5,000	
N 11	New York Yankees.....	T	0	0	5,000	
N 18	@ New York Giants.....	W	7	0	12,000	
N 25	@ Pottsville Maroons.....	L	0	26	1,600	
N 29	@ Frankford Yellow Jackets.....	L	0	2	8,000	
D 2	@ Providence Steam Roller.....	T	7	7	9,000	
D 9	@ Chicago Bears.....	W	6	0	14,000	
				120	92	98,900

Home: 3-2-2 (39,300)    Away: 3-2-1 (59,600)

## 1929 (12-0-1, 1.000)

### First, National Football League

Head Coach:	Earl "Curly" Lambeau	GB	Opp	Attend		
S 22	Dayton Triangles.....	W	9	0	5,000	
S 29	Chicago Bears.....	W	23	0	13,000	
O 6	Chicago Cardinals.....	W	9	2	6,000	
O 13	Frankford Yellow Jackets.....	W	14	2	9,000	
O 20	Minneapolis Red Jackets.....	W	24	0	6,000	
O 27	@ Chicago Cardinals.....	W	7	6	8,000	
N 3	@ Minneapolis Red Jackets.....	W	16	6	3,000	
N 10	@ Chicago Bears.....	W	14	0	13,000	
N 17	@ Chicago Cardinals.....	W	12	0	10,000	
N 24	@ New York Giants.....	W	20	6	25,000	
N 28	@ Frankford Yellow Jackets....	T	0	0	8,500	
D 1	@ Providence Steam Roller.....	W	25	0	6,500	
D 8	@ Chicago Bears.....	W	25	0	6,000	
*D 15	@ Memphis Tigers.....	L	6	16		
				198	22	119,000

Home: 5-0 (39,000)    Away: 7-0-1 (80,000)

## 1930 (10-3-1, .769)

### First, National Football League

Head Coach:	Earl "Curly" Lambeau	GB	Opp	Attend		
S 21	Chicago Cardinals.....	W	14	0	8,000	
S 28	Chicago Bears.....	W	7	0	10,000	
O 5	New York Giants.....	W	14	7	11,000	
O 12	Frankford Yellow Jackets.....	W	27	12	8,000	
O 19	@ Minneapolis Red Jackets....	W	13	0		
O 26	Minneapolis Red Jackets.....	W	19	0	6,000	
N 2	Portsmouth Spartans.....	W	47	13	7,500	
N 9	@ Chicago Bears.....	W	13	12	22,000	
N 16	@ Chicago Cardinals.....	L	6	13	12,000	
N 23	@ New York Giants.....	L	6	13	37,000	
N 27	@ Frankford Yellow Jackets... W	25	7	5,000		
N 30	@ Staten Island Stapletons....	W	37	7	9,500	
D 7	@ Chicago Bears.....	L	0	21	20,000	
D 14	@ Portsmouth Spartans.....	T	6	6	4,500	
				234	111	

Home: 6-0 (50,500)    Away: 4-3-1 (234, 111)

## 1931 (12-2-0, .857)

### First, National Football League

Head Coach:	Earl "Curly" Lambeau	GB	Opp	Attend		
S 13	Cleveland Indians.....	W	26	0	5,000	
S 20	Brooklyn Dodgers.....	W	32	6	7,000	
S 27	Chicago Bears.....	W	7	0	13,500	
O 4	New York Giants.....	W	27	7	14,000	
O 11	Chicago Cardinals.....	W	26	7	8,000	
O 18	Frankford Yellow Jackets.....	W	15	0	6,000	
O 25	Providence Steam Roller.....	W	48	20		
N 1	@ Chicago Bears.....	W	6	2	30,000	
N 8	Staten Island Stapletons.....	W	26	0	7,000	
N 15	@ Chicago Cardinals.....	L	13	21	8,000	
N 22	@ New York Giants.....	W	14	10	35,000	
N 26	@ Providence Steam Roller....	W	38	7	5,000	
N 29	@ Brooklyn Dodgers.....	W	7	0	10,000	
D 6	@ Chicago Bears.....	L	6	7	18,000	
				291	87	

Home: 8-0    Away: 4-2 (106,000)

## 1932 (10-3-1, .769)

### Second, National Football League

Head Coach:	Earl "Curly" Lambeau	GB	Opp	Attend		
S 18	Chicago Cardinals.....	W	15	7	3,500	
S 25	Chicago Bears.....	T	0	0	13,000	
O 2	New York Giants.....	W	13	0	5,500	
O 9	Portsmouth Spartans.....	W	15	10	5,500	
O 16	@ Chicago Bears.....	W	2	0	17,500	
O 23	Brooklyn Dodgers.....	W	13	0	5,000	
O 30	Staten Island Stapletons.....	W	26	0		
N 6	@ Chicago Cardinals.....	W	19	9	8,323	
N 13	@ Boston Braves.....	W	21	0	16,500	
N 20	@ New York Giants.....	L	0	6	17,000	
N 24	@ Brooklyn Dodgers.....	W	7	0	17,000	
N 27	@ Staten Island Stapletons....	W	21	3	3,500	
D 4	@ Portsmouth Spartans.....	L	0	19	10,000	
D 11	@ Chicago Bears.....	L	0	9	5,000	
				152	63	

Home: 5-0-1    Away: 5-3 (94,823)

## 1933 (5-7-1, .417)

### Third, Western Division

*First season home games also played in Milwaukee*

Head Coach:	Earl "Curly" Lambeau	GB	Opp	Attend		
S 17	Boston Redskins (GB).....	T	7	7	5,000	
S 24	Chicago Bears (GB).....	L	7	14	12,000	
O 1	New York Giants (Milw).....	L	7	10	12,467	
O 8	Portsmouth Spartans (GB)....	W	17	0	5,200	
O 15	Pittsburgh Pirates (GB).....	W	47	0	4,000	
O 22	@ Chicago Bears.....	L	7	10	19,000	
O 29	Philadelphia Eagles (GB).....	W	35	9	3,007	
N 5	@ Chicago Cardinals.....	W	14	6	5,000	
N 12	@ Portsmouth Spartans.....	L	0	7	7,500	
N 19	@ Boston Redskins.....	L	7	20	16,399	
N 26	@ New York Giants.....	L	6	17	17,000	
*N 30	@ Staten Island Stapletons....	W	21	0	3,000	
D 3	@ Philadelphia Eagles.....	W	10	0	9,500	
D 10	@ Chicago Bears.....	L	6	7	7,000	
				170	107	123,073

Home: 3-2-1 (41,674)    Away: 2-5 (81,399)

**1934** (7-6-0, .538)

## Third, Western Division

Head Coach:	Earl "Curly" Lambeau	GB	Opp	Attend
S 16 Philadelphia Eagles (GB).....	W	19	6	5,000
S 23 Chicago Bears (GB).....	L	10	24	13,500
S 30 New York Giants (Milw).....	W	20	6	11,000
O 7 Detroit Lions (GB).....	L	0	3	7,500
O 14 Cincinnati Reds (GB).....	W	41	0	3,000
O 21 Chicago Cardinals (GB).....	W	15	0	4,000
O 28 @ Chicago Bears.....	L	14	27	11,000
N 4 @ Boston Redskins.....	W	10	0	23,722
N 11 @ New York Giants.....	L	3	17	22,000
N 18 Chicago Cardinals (Milw).....	L	0	9	3,000
N 25 @ Detroit Lions.....	W	3	0	12,000
N 29 @ Chicago Cardinals.....	L	0	6	1,738
D 2 @ St. Louis Gunners.....	W	21	14	6,300
				156 112 123,760

Home: 4-3 (47,000) Away: 3-3 (76,760)

**1935** (8-4-0, .667)

## Second, Western Division

Head Coach:	Earl "Curly" Lambeau	GB	Opp	Attend
S 15 Chicago Cardinals (GB).....	L	6	7	10,000
S 22 Chicago Bears (GB).....	W	7	0	13,600
S 29 New York Giants (GB).....	W	16	7	10,000
O 6 Pittsburgh Pirates (GB).....	W	27	0	5,000
O 13 Chicago Cardinals (Milw).....	L	0	3	13,000
O 20 Detroit Lions (Milw).....	W	13	9	9,500
O 27 @ Chicago Bears.....	W	17	14	29,386
N 10 Detroit Lions (GB).....	W	31	7	12,000
N 17 @ Detroit Lions.....	L	10	20	12,500
N 24 @ Pittsburgh Pirates.....	W	34	14	12,902
N 28 @ Chicago Cardinals.....	L	7	9	7,500
D 8 @ Philadelphia Eagles.....	W	13	6	4,000
				181 96 139,388

Home: 5-2 (73,100) Away: 3-2 (66,288)

**1936** (10-1-1, .909)

## First, Western Division

Head Coach:	Earl "Curly" Lambeau	GB	Opp	Attend
S 13 Chicago Cardinals (GB).....	W	10	7	8,900
S 20 Chicago Bears (GB).....	L	3	30	14,312
O 4 Chicago Cardinals (Milw).....	W	24	0	11,000
O 11 Boston Redskins (GB).....	W	31	2	6,100
O 18 Detroit Lions (GB).....	W	20	18	13,500
O 25 Pittsburgh Pirates (Milw).....	W	42	10	10,000
N 1 @ Chicago Bears.....	W	21	10	31,346
N 8 @ Boston Redskins.....	W	7	3	11,220
N 15 @ Brooklyn Dodgers.....	W	38	7	25,325
N 22 @ New York Giants.....	W	26	14	20,000
N 29 @ Detroit Lions.....	W	26	17	22,000
D 6 @ Chicago Cardinals.....	T	0	0	4,793
				248 118 178,496

Home: 5-1 (63,812) Away: 5-0-1 (114,684)

NFL Championship	GB	Opp	Attend
D 13 Boston Redskins (@ New York).....	W	21	6 29,545

Western Tour	GB	Opp	Attend
*J 1 Brooklyn Dodgers (@ Denver)....	W	21	13 6,000
*J 10 Salinas Icebergs (@ San Fran.)...	W	42	7 2,500
*J 17 @ Los Angeles Bulldogs.....	W	49	0 12,000
*J 24 Chicago Bears (@ Los Angeles)..	T	20	20 10,000
*J 31 Chicago Bears (@ Los Angeles)..	W	17	14 12,000

**VINCE LOMBARDI TROPHY**

The Vince Lombardi Trophy, given annually to the Super Bowl champion, was renamed in honor of the former Packers coach shortly after his death in 1970, before Super Bowl V.

The gesture, made by Commissioner Pete Rozelle, was arguably the greatest tribute in NFL history.

Each trophy, molded and customized every year, is sterling silver and takes 72 man-hours for Tiffany & Company to handcraft in Parsippany, N.J. Three concave sides form a pyramid, which supports a life-size, regulation football. The icon is 22 inches tall, weighs 7 pounds and is valued at more than \$10,000. Former Tiffany VP of design Oscar Riedener first sketched the trophy on a napkin in 1966.

**1937** (7-4-0, .636)

## Second (tie), Western Division

Head Coach:	Earl "Curly" Lambeau	GB	Opp	Attend
S 12 Chicago Cardinals (GB).....	L	7	14	10,000
S 19 Chicago Bears (GB).....	L	2	14	16,658
O 3 Detroit Lions (GB).....	W	26	6	17,553
O 10 Chicago Cardinals (Milw).....	W	34	13	16,181
O 17 @ Cleveland Rams.....	W	35	10	12,100
O 24 Cleveland Rams (GB).....	W	35	7	8,600
O 31 @ Detroit Lions.....	W	14	13	21,311
N 7 @ Chicago Bears.....	W	24	14	44,977
N 14 Philadelphia Eagles (Milw).....	W	37	7	13,340
N 21 @ New York Giants.....	L	0	10	38,965
N 28 @ Washington Redskins.....	L	6	14	30,000
				220 122 229,685

Home: 4-2 (82,332) Away: 3-2 (147,353)

**1938** (8-3-0, .727)

## First, Western Division

Head Coach:	Earl "Curly" Lambeau	GB	Opp	Attend
S 11 Cleveland Rams (GB).....	W	26	17	8,247
S 18 Chicago Bears (GB).....	L	0	2	15,172
S 25 Chicago Cardinals (Milw).....	W	28	7	18,000
S 28 Chicago Cardinals (@ Buff.)....	W	24	22	10,678
O 9 Detroit Lions (GB).....	L	7	17	21,968
O 16 Brooklyn Dodgers (Milw).....	W	35	7	11,892
O 23 Pittsburgh Pirates (GB).....	W	20	0	12,142
O 30 @ Cleveland Rams.....	W	28	7	18,843
N 6 @ Chicago Bears.....	W	24	17	40,208
N 13 @ Detroit Lions.....	W	28	7	45,139
N 20 @ New York Giants.....	L	3	15	48,279
				223 118 250,568

Home: 4-2 (87,421) Away: 3-1 (152,469)

Neutral: 1-0 (16,678)

NFL Championship	GB	Opp	Attend
D 11 @ New York Giants.....	L	17	23 48,120

**1939** (9-2-0, .818)

## First, Western Division

Head Coach:	Earl "Curly" Lambeau	GB	Opp	Attend
S 17 Chicago Cardinals (GB).....	W	14	10	11,792
S 24 Chicago Bears (GB).....	W	21	16	19,192
O 1 Cleveland Rams (GB).....	L	24	27	9,988
O 8 Chicago Cardinals (Milw).....	W	27	20	18,965
*O 15 @ St. Louis Gunners.....	W	31	0	11,000
O 22 Detroit Lions (GB).....	W	26	7	22,558
O 29 Washington Redskins (Milw)....	W	24	14	24,308
N 5 @ Chicago Bears.....	L	27	30	40,537
N 12 @ Philadelphia Eagles.....	W	23	16	23,862
N 19 @ Brooklyn Dodgers.....	W	28	0	19,843
N 26 @ Cleveland Rams.....	W	7	6	30,691
D 3 @ Detroit Lions.....	W	12	7	30,699
				233 153 252,435

Home: 5-1 (106,803) Away: 4-1 (145,632)

NFL Championship	GB	Opp	Attend
D 10 New York Giants (Milw).....	W	27	0 32,279

Pro Bowl	GB	Opp	Attend
*J 14 NFL All-Stars (@ Los Angeles)....	W	16	7 18,000



# 6-4-1, .600, SECOND, WESTERN DIVISION 1940

Head Coach: Earl "Curly" Lambeau		GB	Opp	Attend	Site
S 15	Philadelphia Eagles (GB)	27	20	11,657	CIS
S 22	Chicago Bears (GB)	10	41	22,557	CIS
S 29	Chicago Cardinals (Milw)	W	31	6	20,234
O 13	Cleveland Rams (GB)	W	31	14	16,299
O 20	Detroit Lions (GB)	L	14	23	21,001
O 27	Pittsburgh Steelers (Milw)	W	24	3	13,703
N 3	@ Chicago Bears	L	7	14	45,434
N 10	@ Chicago Cardinals	W	28	7	11,364
N 17	@ New York Giants	L	3	7	28,262
N 24	@ Detroit Lions	W	50	7	26,019
D 1	@ Cleveland Rams	T	13	13	16,249
		238	155	232,779	

Home: 4-2 (105,451) Away: 2-2-1 (127,328)

Scoring	TD	Ru	Pa	Rt	PAT	FG	S	PTS
Hutson	7	0	7	0	15/16	0/0	0	57
Hinkle	3	2	1	0	3/3	9/14	0	48
Mulleneaux	7	0	6	1				42
Isbell	4	4	0	0				24
Uram	3	1	2	0	1/1	0/0	0	19
*Adkins	2	0	1	1	1/2	0/1	0	13
Jankowski	2	2	0	0				12
Engelbreten	0	0	0	0	8/8	1/5	0	11
Balasz	1	1	0	0				6
Laws	1	0	1	0				6
<b>Packers</b>	<b>30</b>	<b>10</b>	<b>18</b>	<b>2</b>	<b>28/30</b>	<b>10/20</b>	<b>0</b>	<b>238</b>
<b>Opponents</b>	<b>22</b>	<b>9</b>	<b>9</b>	<b>4</b>	<b>17/21</b>	<b>2/3</b>	<b>0</b>	<b>155</b>

	GB	Opp	Rushing	No	Yds	Avg	Long	TD
<b>Total First Downs</b>	154	120	Hinkle	109	383	3.5	31	2
Rushing	82	61	Uram	71	270	3.8	-	1
Passing	66	53	Isbell	97	270	2.8	-	4
Penalty	6	6	Jankowski	48	211	4.4	-	2
<b>Total Net Yards</b>	3400	2532	*Van Every	38	154	4.1	-	0
Avg. Per Game	309.1	230.2	Buhler	36	118	3.3	-	0
Total Plays	746	639	Balasz	25	107	4.3	-	1
Avg. Per Play	4.6	4.0	*L.Brock	18	60	3.3	5	0
<b>Net Yards Rushing</b>	1604	1040	Laws	7	21	3.0	-	0
Avg. Per Game	145.8	94.5	Feathers	4	19	4.8	-	0
Total Rushes	463	387	Craig	3	9	3.0	-	0
<b>Net Yards Passing</b>	1796	1492	*Adkins	1	5	5.0	5	0
Avg. Per Game	163.3	135.6	Herber	6	-23	-3.8	-	0
Gross Yards	1796	1492	<b>Packers</b>	<b>463</b>	<b>1604</b>	<b>3.5</b>	<b>-</b>	<b>10</b>
Att./Completions	283/118	252/98	<b>Opponents</b>	<b>387</b>	<b>1040</b>	<b>2.7</b>	<b>-</b>	<b>9</b>
Completion Pct.	41.7	38.9						
Had Intercepted	26	40						

Western Div.	W	L	T	Pct	Pts	OP
Chi. Bears	8	3	0	.727	238	152
<b>Green Bay</b>	<b>6</b>	<b>4</b>	<b>1</b>	<b>.600</b>	<b>238</b>	<b>155</b>
Detroit	5	5	1	.500	138	153
Cleveland	4	6	1	.400	171	191
Chi. Cardinals	2	7	2	.222	139	222

Receiving	No	Yds	Avg	Long	TD
Hutson	45	664	14.8	36t	7
Mulleneaux	16	288	18.0	-	6
*Riddick	11	148	13.5	-	0
Uram	10	188	18.8	-	2
Craig	6	67	11.2	-	0
*L.Brock	5	97	19.4	-	0
Laws	5	60	12.0	-	1
*Adkins	4	73	18.3	-	1
*Van Every	4	41	10.3	-	0
Hinkle	4	28	7.0	-	1
*Evans	2	40	20.0	-	0
Jacunski	2	29	14.5	-	0
Weisgerber	1	37	37.0	37	0
Berry	1	17	17.0	17	0
Gantenbein	1	12	12.0	12	0
Balasz	1	7	7.0	7	0
<b>Packers</b>	<b>118</b>	<b>1796</b>	<b>15.2</b>	<b>-</b>	<b>18</b>
<b>Opponents</b>	<b>98</b>	<b>1492</b>	<b>15.2</b>	<b>-</b>	<b>9</b>

Passing	Att	Cmp	Yds	Cmp%	Yds/Att	TD	TD%	Int	Int%	LG	Sck	Yds	Rtg
Isbell	150	68	1037	45.3	6.91	8	5.3	12	8.0	-	-	-	53.1
Herber	89	38	560	42.7	6.29	6	6.7	7	7.9	-	-	-	53.6
*Van Every	41	12	199	29.3	4.85	4	9.8	6	14.6	-	-	-	40.2
*L.Brock	2	0	0	0.0	0.00	0	0.0	0	0.0	-	-	-	39.6
Balasz	1	0	0	0.0	0.00	0	0.0	1	100.0	-	-	-	0.0
<b>Packers</b>	<b>283</b>	<b>118</b>	<b>1796</b>	<b>41.7</b>	<b>6.35</b>	<b>18</b>	<b>6.4</b>	<b>26</b>	<b>9.2</b>	<b>-</b>	<b>-</b>	<b>-</b>	<b>46.2</b>
<b>Opponents</b>	<b>252</b>	<b>98</b>	<b>1492</b>	<b>38.9</b>	<b>5.92</b>	<b>9</b>	<b>3.6</b>	<b>40</b>	<b>15.9</b>	<b>-</b>	<b>-</b>	<b>-</b>	<b>31.5</b>

Interceptions	No	Yds	Avg	Long	TD
Hutson	6	24	4.0	-	0
*L.Brock	5	116	23.2	-	0
Weisgerber	4	51	12.8	-	0
*Van Every	3	30	10.0	-	0
Uram	3	27	9.0	-	0
C.Brock	3	7	2.3	-	0
Buhler	2	58	29.0	-	0
*Adkins	2	35	17.5	-	1
Isbell	2	14	7.0	-	0
Hinkle	2	11	5.5	-	0
Herber	2	0	0.0	-	0
Lee	1	14	14.0	14	0
Balasz	1	11	11.0	11	0
Swendsen	1	6	6.0	6	0
Goldenberg	1	5	5.0	5	0
Greenfield	1	5	5.0	5	0
Craig	1	0	0.0	0	0
<b>Packers</b>	<b>40</b>	<b>414</b>	<b>10.4</b>	<b>-</b>	<b>1</b>
<b>Opponents</b>	<b>26</b>	<b>290</b>	<b>11.2</b>	<b>-</b>	<b>1</b>

Punting	No	Yds	Avg	TB	In	Lg	B
Hinkle	22	819	37.2	-	-	59	-
*Van Every	17	620	36.5	-	-	50	-
Herber	13	504	38.8	-	-	55	-
*L.Brock	3	125	41.7	-	-	52	-
Isbell	2	63	31.5	-	-	37	-
<b>Packers</b>	<b>57</b>	<b>2131</b>	<b>37.4</b>	<b>-</b>	<b>-</b>	<b>59</b>	<b>-</b>
<b>Opponents</b>	<b>76</b>	<b>3004</b>	<b>39.5</b>	<b>-</b>	<b>-</b>	<b>75</b>	<b>-</b>

Punt Returns	Ret	FC	Yds	Avg	Long	TD
<b>Packers</b>	<b>76</b>	<b>-</b>	<b>494</b>	<b>6.5</b>	<b>-</b>	<b>0</b>
<b>Opponents</b>	<b>57</b>	<b>-</b>	<b>231</b>	<b>4.1</b>	<b>-</b>	<b>0</b>

Kickoff Returns	No	Yds	Avg	Long	TD
<b>Packers</b>	<b>11</b>	<b>410</b>	<b>37.3</b>	<b>-</b>	<b>0</b>
<b>Opponents</b>	<b>13</b>	<b>1050</b>	<b>80.8</b>	<b>-</b>	<b>2</b>

\* — rookie

## Primary Starters

LE	D.Hutson
	H.Jacunski
LT	B.Ray
LG	R.Letlow
C	C.Brock (4)
	G.Svendsen (4)
	T.Greenfield (3)
RG	C.Goldenberg
RT	B.Lee
RE	*R.Riddick
	C.Mulleneaux
QB	L.Craig
	*B.Adkins
LHB	A.Uram
	C.Isbell
RHB	A.Herber (4)
	*L.Brock (3)
FB	C.Hinkle



# 1941 10-1-0, .909, FIRST (TIE), WESTERN DIVISION

Head Coach: Earl "Curly" Lambeau		GB	Opp	Attend	Site
S 14	Detroit Lions (GB)	23	0	16,734	CIS
S 21	Cleveland Rams (Milw)	24	7	18,463	SFP
S 28	Chicago Bears (GB)	17	25	24,876	CIS
O 5	Chicago Cardinals (Milw)	14	13	10,000	SFP
O 12	Brooklyn Dodgers (Milw)	30	7	15,621	SFP
O 19	@ Cleveland Rams	17	14	13,086	CMS
O 26	@ Detroit Lions	24	7	30,269	BrS
N 2	@ Chicago Bears	16	14	46,484	WF
*N 9	@ Kenosha Cardinals	65	2	7,200	LFS
N 16	Chicago Cardinals (GB)	17	9	15,495	CIS
N 23	@ Pittsburgh Steelers	54	7	15,202	FOF
N 30	@ Washington Redskins	22	17	35,594	GrS
		258	120	241,824	

Home: 5-1 (101,189) Away: 5-0 (140,635)  
**Western Division Playoff**  
 D 14 @ Chicago Bears L 14 33 43,425 WF

	GB	Opp	Rushing	No	Yds	Avg	Long	TD
<b>Total First Downs</b>	166	124	Hinkle	129	393	3.0	20	5
Rushing	82	68	Isbell	72	317	4.4	24	1
Passing	69	46	Uram	49	258	5.3	61	0
Penalty	15	10	*Canadeo	43	137	3.2	16	3
<b>Total Net Yards</b>	3294	2586	Van Every	25	127	5.1	31t	2
Avg. Per Game	299.5	235.1	*Paskvan	38	116	3.1	12	0
Total Plays	720	589	Jankowski	47	65	1.4	13	0
Avg. Per Play	4.6	4.4	Laws	21	58	2.8	10	0
<b>Net Yards Rushing</b>	1550	1221	L.Brock	14	44	3.1	14	0
Avg. Per Game	140.9	111.0	Hutson	4	22	5.5	18t	2
Total Rushes	467	356	*Frutig	1	11	11.0	11	0
<b>Net Yards Passing</b>	1731	1343	*Rohrig	2	0.1	18	0	0
Avg. Per Game	157.4	122.1	Craig	1	1.0	1.0	1	0
Gross Yards	1731	1343	Balasz	2	-1	-0.5	-	0
Att./Completions	253/133	233/104	<b>Packers</b>	<b>467</b>	<b>1550</b>	<b>3.3</b>	<b>61</b>	<b>13</b>
Completion Pct.	52.6	44.6	<b>Opponents</b>	<b>356</b>	<b>1221</b>	<b>3.4</b>	<b>31</b>	<b>7</b>
Had Intercepted	13	25						
<b>Yards Gained/Laterals</b>	13	22						
<b>Punts/Average</b>	53/42.1	58/40.8						
<b>Penalties/Yards</b>	47/509	63/539						
<b>Fumbles/Ball Lost</b>	20/11	41/23						
<b>Touchdowns</b>	33	16						
Rushing	13	7						
Passing	17	8						
Returns	3	1						

Western Div.	W	L	T	Pct	Pts	OP
Chi. Bears	10	1	0	.909	396	147
<b>Green Bay</b>	<b>10</b>	<b>1</b>	<b>0</b>	<b>.909</b>	<b>258</b>	<b>120</b>
Detroit	4	6	1	.400	121	195
Chi. Cardinals	3	7	1	.300	127	197
Cleveland	2	9	0	.182	116	244

By Quarter	Q1	Q2	Q3	Q4	OT	Pts
Packers	54	58	54	92	0	258
Opponents	39	23	20	38	0	120

	Receiving	No	Yds	Avg	Long	TD
Hutson	58	738	12.7	45t	10	
L.Brock	22	307	14.0	36t	2	
*Rohrig	11	58	5.3	19t	0	
Mulleneaux	9	216	24.0	56	2	
Hinkle	8	78	9.8	28	1	
Uram	6	124	20.7	44	0	
Jacunski	4	48	12.0	27	0	
Laws	4	48	12.0	18t	1	
Riddick	3	33	11.0	45	0	
*Frutig	2	40	20.0	34	0	
*Urban	2	26	13.0	14	1	
Craig	2	13	6.5	12	0	
Van Every	1	3	3.0	3	0	
Isbell	1	-1	-1.0	-1	0	
<b>Packers</b>	<b>133</b>	<b>1731</b>	<b>13.0</b>	<b>56</b>	<b>17</b>	
<b>Opponents</b>	<b>104</b>	<b>1343</b>	<b>12.9</b>	<b>80t</b>	<b>8</b>	

### Primary Starters

LE	H.Jacunski
	D.Hutson
LT	B.Ray
LG	*L.McLaughlin
C	G.Svendsen
RG	P.Tinsley
RT	C.Schultz
	B.Lee
RE	R.Riddick
QB	L.Buhler
	L.Craig
LHB	*T.Canadeo
	C.Isbell
RHB	L.Brock
	J.Laws
FB	C.Hinkle

Scoring	TD	Ru	Pa	Rt	PAT	FG	S	Pts
Hutson	12	2	10	0	20/24	1/1	0	95
Hinkle	6	5	1	0	2/2	6/14	0	56
*Canadeo	3	3	0	0	0	0	0	18
Van Every	3	2	0	1	0	0	0	18
L.Brock	2	0	2	0	0	0	0	12
Mulleneaux	2	0	2	0	0	0	0	12
Isbell	1	1	0	0	0	0	0	6
Laws	1	0	1	0	0	0	0	6
*Pannell	1	0	0	1	0	0	0	6
Uram	1	0	0	1	0	0	0	6
*Urban	1	0	1	0	0	0	0	6
Jankowski	0	0	0	0	1/2	1/1	0	4
*Rohrig	0	0	0	0	1/1	1/1	0	4
Adkins	0	0	0	0	3/3	0/0	0	3
Engelbreten	0	0	0	0	0/0	1/3	0	3
Balasz	0	0	0	0	1/1	0/0	0	1
<b>Packers</b>	<b>33</b>	<b>17</b>	<b>3</b>	<b>28/33</b>	<b>10/20</b>	<b>1/1</b>	<b>258</b>	
<b>Opponents</b>	<b>16</b>	<b>7</b>	<b>8</b>	<b>1</b>	<b>12/16</b>	<b>4/12</b>	<b>120</b>	

Interceptions	No	Yds	Avg	Long	TD
Van Every	3	104	34.7	91t	1
Adkins	2	79	39.5	54	0
Uram	2	37	18.5	28	0
Laws	2	36	18.0	36	0
*Canadeo	2	30	15.0	22	0
*Paskvan	2	6	3.0	4	0
L.Brock	2	3	1.5	3	0
Svendsen	1	42	42.0	42	0
Jankowski	1	33	33.0	33	0
Hutson	1	32	32.0	32	0
Tinsley	1	24	24.0	24	0
*Rohrig	1	17	17.0	17	0
S.Johnson	1	10	10.0	10	0
Hinkle	1	2	2.0	2	0
Goldenberg	1	0	0.0	0	0
Isbell	1	0	0.0	0	0
*Pannell	1	0	0.0	0	0
<b>Packers</b>	<b>25</b>	<b>455</b>	<b>18.2</b>	<b>91t</b>	<b>1</b>
<b>Opponents</b>	<b>13</b>	<b>170</b>	<b>13.1</b>	<b>-</b>	<b>0</b>

Punting	No	Yds	Avg	TB	In	Lg	B
Hinkle	22	980	44.5	-	-	63	0
Van Every	13	505	38.8	-	-	65	0
*Canadeo	10	405	40.5	-	-	62	0
*Rohrig	5	214	42.8	-	-	52	0
L.Brock	3	128	42.7	-	-	48	0
<b>Packers</b>	<b>53</b>	<b>2232</b>	<b>42.1</b>	<b>-</b>	<b>-</b>	<b>65</b>	<b>0</b>
<b>Opponents</b>	<b>58</b>	<b>2367</b>	<b>40.8</b>	<b>-</b>	<b>-</b>	<b>-</b>	<b>-</b>

Punt Returns	Ret	FC	Yds	Avg	Long	TD
L.Brock	15	-	153	10.2	45	0
Uram	7	-	121	17.3	90t	1
*Canadeo	4	-	26	6.5	10	0
*Rohrig	4	-	46	11.5	14	0
Van Every	4	-	58	14.5	20	0
Isbell	3	-	19	6.3	7	0
Hinkle	2	-	61	30.5	36	0
Laws	2	-	3	1.5	3	0
<b>Packers</b>	<b>41</b>	<b>-</b>	<b>487</b>	<b>11.9</b>	<b>90t</b>	<b>1</b>
<b>Opponents</b>	<b>31</b>	<b>-</b>	<b>432</b>	<b>13.9</b>	<b>77t</b>	<b>1</b>

Kickoff Returns	No	Yds	Avg	Long	TD
L.Brock	4	94	23.5	36	0
*Canadeo	4	110	27.5	55	0
Van Every	4	99	24.8	31	0
Hinkle	3	38	12.7	16	0
Laws	3	75	25.0	26	0
*Rohrig	3	60	20.0	29	0
Isbell	2	32	16.0	20	0
Uram	2	27	13.5	14	0
Buhler	1	10	10.0	10	0
Hutson	1	8	8.0	8	0
Riddick	1	14	14.0	14	0
<b>Packers</b>	<b>28</b>	<b>567</b>	<b>20.3</b>	<b>55</b>	<b>0</b>
<b>Opponents</b>	<b>39</b>	<b>870</b>	<b>22.3</b>	<b>51</b>	<b>0</b>

Passing	Att	Cmp	Yds	Cmp%	Yds/Att	TD	TD%	Int	Int%	LG	Sck	Yds	Rtg
Isbell	206	117	1479	56.8	7.18	15	7.3	11	5.3	56	-	-	81.4
Van Every	30	11	195	36.7	6.50	0	0.0	2	6.7	44	-	-	31.9
*Canadeo	16	4	54	25.0	3.38	2	12.5	0	0.0	18	-	-	80.7
*Rohrig	1	1	3	100.0	3.00	0	0.0	0	0.0	3	-	-	79.2
<b>Packers</b>	<b>253</b>	<b>133</b>	<b>1731</b>	<b>52.6</b>	<b>6.84</b>	<b>17</b>	<b>6.7</b>	<b>13</b>	<b>5.1</b>	<b>56</b>	<b>-</b>	<b>-</b>	<b>75.4</b>
<b>Opponents</b>	<b>233</b>	<b>104</b>	<b>1343</b>	<b>44.6</b>	<b>5.76</b>	<b>8</b>	<b>3.4</b>	<b>25</b>	<b>10.7</b>	<b>80t</b>	<b>-</b>	<b>-</b>	<b>35.2</b>

COMMUNITY ADMIN. & COACHES VETERANS DRAFT & FREE AGENTS 2022 REVIEW 1941 LAMBEAU FIELD MISC.

# 8-2-1, .800, SECOND, WESTERN DIVISION 1942

Head Coach: Earl "Curly" Lambeau		GB	Opp	Attend	Site	
S 27	Chicago Bears (GB)	L	28	44	20,007	CIS
O 4	@ Chicago Cardinals	W	17	13	24,897	CoP
O 11	Detroit Lions (Milw)	W	38	7	19,500	SFP
O 18	Cleveland Rams (GB)	W	45	28	12,847	CIS
O 25	@ Detroit Lions	W	28	7	19,097	BRs
N 1	Chicago Cardinals (GB)	W	55	24	14,782	CIS
N 8	@ Cleveland Rams	W	30	12	16,473	LP
N 15	@ Chicago Bears	L	7	38	42,787	WF
N 22	@ New York Giants	T	21	21	30,246	PG
N 29	@ Philadelphia Eagles	W	7	0	13,700	SP
D 6	Pittsburgh Steelers (Milw)	W	24	21	5,138	SFP
			300	215	219,474	

Home: 4-1 (72,274)    Away: 4-1-1 (147,200)

Scoring	TD	Ru	Pa	Rt	PAT	FG	S	PTS
Hutson	17	0	17	0	33/34	1/4	0	138
Uram	5	0	4	1	1/1	0/0	0	31
*Sample	5	4	1	0				30
L.Brock	3	2	1	0	2/2	0/1	0	20
Canadeo	3	3	0	0				18
*Fritsch	0	0	0	0	1/1	4/5	0	13
C.Brock	1	0	0	1				6
Carter	1	0	1	0				6
*Ingalls	1	0	1	0				6
Isbell	1	1	0	0				6
Jacunski	1	0	1	0				6
Laws	1	0	1	0				6
Ranspot	1	0	1	0				6
Riddick	1	0	1	0				6
Weisgerber	0	0	0	0	2/2	0/0	0	2
Packers	41	10	28	3	39/40	5/10	0	300
Opponents	28	14	8	6	27/28	6/7	1	215

	GB	Opp
<b>Total First Downs</b>	176	147
Rushing	65	79
Passing	97	59
Penalty	14	9
<b>Total Net Yards</b>	3790	3077
Avg. Per Game	344.5	279.7
Total Plays	752	617
Avg. Per Play	5.0	5.0
<b>Net Yards Rushing</b>	1374	1550
Avg. Per Game	124.9	140.9
Total Rushes	422	375
<b>Net Yards Passing</b>	2407	1471
Avg. Per Game	218.8	133.7
Gross Yards	2407	1471
Att./Completions	330/172	242/100
Completion Pct.	52.1	41.3
Had Intercepted	18	33
<b>Yards Gained/Laterals</b>	59	56
<b>Punts/Average</b>	58/37.4	56/37.0
<b>Penalties/Yards</b>	38/312	63/539
<b>Fumbles/Ball Lost</b>	13/8	22/15
<b>Touchdowns</b>	41	28
Rushing	10	14
Passing	28	8
Returns	3	6

	Rushing	No	Yds	Avg	Long	TD
*Fritsch	.74	323	4.4	55	0	
Canadeo	.89	272	3.1	50t	3	
*Sample	.57	255	4.5	31	4	
L.Brock	.95	237	2.5	24	2	
Laws	.29	100	3.4	17	0	
Isbell	.36	83	2.3	32	1	
Uram	.24	75	3.1	8	0	
Weisgerber	.25	21	4.2	6	0	
Hutson	.3	4	1.3	-	0	
*B.Kahler	.8	4	0.5	13	0	
Craig	.2	0	0.0	9	0	
<b>Packers</b>	<b>422</b>	<b>1374</b>	<b>3.3</b>	<b>55</b>	<b>10</b>	
<b>Opponents</b>	<b>375</b>	<b>1550</b>	<b>4.1</b>	<b>54</b>	<b>14</b>	

Western Div.	W	L	T	Pct	Pts	DP
Chi. Bears	11	0	0	1.000	376	84
<b>Green Bay</b>	<b>8</b>	<b>2</b>	<b>1</b>	<b>.800</b>	<b>300</b>	<b>215</b>
Cleveland	5	6	0	.455	150	207
Chi. Cardinals	3	8	0	.273	98	209
Detroit	0	11	0	.000	38	263

	Receiving	No	Yds	Avg	Long	TD
Hutson	.74	1211	16.4	73t	17	
Uram	.21	420	20.0	64t	4	
L.Brock	.20	139	7.0	29	1	
Canadeo	.10	66	6.6	15	0	
*Fritsch	.9	60	6.7	21	0	
Jacunski	.8	125	15.6	49t	1	
Mason	.7	86	12.3	19	0	
Riddick	.6	104	17.3	24t	1	
Laws	.6	96	16.0	28	1	
*Sample	.6	35	5.8	10t	1	
*B.Kahler	.2	21	10.5	12	0	
Carter	.2	19	9.5	10t	1	
Ranspot	.1	25	25.0	25t	1	
<b>Packers</b>	<b>.172</b>	<b>2407</b>	<b>14.0</b>	<b>73t</b>	<b>28</b>	
<b>Opponents</b>	<b>.100</b>	<b>1471</b>	<b>14.7</b>	<b>67t</b>	<b>8</b>	

	Interceptions	No	Yds	Avg	Long	TD
Hutson	.7	71	10.1	27	0	
Isbell	.6	47	7.8	19	0	
C.Brock	.6	25	4.2	16	0	
Goldenberg	.4	31	7.8	15	0	
Laws	.3	67	22.3	38	0	
L.Brock	.2	32	16.0	19	0	
Uram	.2	18	9.0	18	0	
Canadeo	.2	15	35.0	35	0	
*Ingalls	.1	23	23.0	23t	1	
Tinsley	.1	3	3.0	3	0	
<b>Packers</b>	<b>.33</b>	<b>352</b>	<b>10.7</b>	<b>38</b>	<b>1</b>	
<b>Opponents</b>	<b>.18</b>	<b>282</b>	<b>15.7</b>	<b>54t</b>	<b>2</b>	

	Punting	No	Yds	Avg	TB	In	Lg	B
L.Brock	.32	1218	38.1	-	-	-	52	2
Canadeo	.18	645	35.8	-	-	-	47	0
Isbell	.4	141	35.3	-	-	-	46	0
*Fritsch	.3	122	40.7	-	-	-	54	0
Staret	.1	43	43.0	-	-	-	43	0
<b>Packers</b>	<b>.58</b>	<b>2169</b>	<b>37.4</b>	-	-	-	<b>54</b>	<b>2</b>
<b>Opponents</b>	<b>.56</b>	<b>2070</b>	<b>37.0</b>	-	-	-	<b>54</b>	<b>1</b>

	Punt Returns	Ret	FC	Yds	Avg	Long	TD
L.Brock	.8	86	10.8	22	0		
Canadeo	.7	76	10.9	26	0		
Laws	.7	56	8.0	15	0		
Uram	.7	50	7.1	24	0		
*Fritsch	.1	31	31.0	31	0		
Isbell	.1	14	14.0	14	0		
*B.Kahler	.1	14	14.0	14	0		
<b>Packers</b>	<b>.32</b>	<b>327</b>	<b>10.2</b>	<b>31</b>	<b>0</b>		
<b>Opponents</b>	<b>.38</b>	<b>396</b>	<b>10.4</b>	<b>44</b>	<b>0</b>		

	Kickoff Returns	No	Yds	Avg	Long	TD
L.Brock	.9	179	19.9	26	0	
Uram	.8	208	26.0	98t	1	
Canadeo	.6	137	22.8	35	0	
Isbell	.4	63	15.8	17	0	
*Sample	.3	91	30.3	35	0	
Craig	.2	24	12.0	16	0	
*Fritsch	.2	43	21.5	23	0	
Laws	.2	36	18.0	18	0	
*Berezney	.1	7	7.0	7	0	
<b>Packers</b>	<b>.37</b>	<b>788</b>	<b>21.3</b>	<b>98t</b>	<b>1</b>	
<b>Opponents</b>	<b>.45</b>	<b>1050</b>	<b>23.3</b>	<b>95t</b>	<b>1</b>	

### Primary Starters

LE	J.Mason
	D.Hutson
LT	B.Ray
	E.Pannell
LG	B.Kuusisto
	R.Letlow
C	*B.Ingalls
	C.Brock
RG	C.Goldenberg
RT	*P.Berezney
RE	J.Carter (5)
	*J.Stonebraker (2)
	*E.Ohlgren (2)
QB	L.Craig
	D.Weisgerber
LHB	T.Canadeo
	C.Isbell
RHB	J.Laws (5)
	A.Uram (2)
	L.Brock (2)
FB	*T.Fritsch

	Passing	Att	Cmp	Yds	Cmp%	Yds/Att	TD	TD%	Int	Int%	LG	Sck	Yds	Rtg
Isbell	.268	146	2021	54.5	7.54	24	9.0	14	5.2	73t	-	-	-	87.0
Canadeo	.59	24	310	40.7	5.25	3	5.1	4	6.8	36	-	-	-	46.6
Laws	.3	2	76	66.7	25.33	1	33.3	0	0.0	62	-	-	-	149.3
<b>Packers</b>	<b>.330</b>	<b>172</b>	<b>2407</b>	<b>52.1</b>	<b>7.29</b>	<b>28</b>	<b>8.5</b>	<b>18</b>	<b>5.5</b>	<b>73t</b>	-	-	-	<b>81.5</b>
<b>Opponents</b>	<b>.242</b>	<b>100</b>	<b>1471</b>	<b>41.3</b>	<b>6.08</b>	<b>8</b>	<b>3.3</b>	<b>33</b>	<b>13.6</b>	<b>67t</b>	-	-	-	<b>33.3</b>

\* — rookie

COMMUNITY

ADMIN. & COACHES

VETERANS

DRAFT & FREE AGENTS

REVIEW

1942

LAMBEAU FIELD

MISC.

# 1943 7-2-1, .778, SECOND, WESTERN DIVISION

Head Coach:	Earl "Curly" Lambeau	GB	Opp	Attend	Site	
S 26	Chicago Bears (GB)	T	21	21	23,675	CiS
O 3	@ Chicago Cardinals	W	28	7	15,563	CoP
O 10	Detroit Lions (GB)	W	35	14	21,396	CiS
O 17	Washington Redskins (Milw)	L	7	33	23,058	SFP
O 24	@ Detroit Lions	W	27	6	41,463	BrS
O 31	@ New York Giants	W	35	21	46,208	PG
N 7	@ Chicago Bears	L	7	21	43,425	WF
N 14	Chicago Cardinals (Milw)	W	35	14	10,831	SFP
N 21	@ Brooklyn Dodgers	W	31	7	18,992	EF
*N 28	New London (Conn.) Diesels					
	(@ Bristol, Conn.)	W	62	14	10,000	MF
D 5	@ Phil-Pitt Steagles (@ Phil.)	W	38	28	34,294	SP
			264	172	278,905	

Home: 2-1-1 (78,960)    Away: 5-1 (199,945)

	GB	Opp
<b>Total First Downs</b>	134	122
Rushing	60	62
Passing	66	56
Penalty	8	4
<b>Total Net Yards</b>	3351	2707
Avg. Per Game	335.1	270.7
Total Plays	650	592
Avg. Per Play	5.2	4.6
<b>Net Yards Rushing</b>	1442	1112
Avg. Per Game	144.2	111.2
Total Rushes	397	350
<b>Net Yards Passing</b>	1909	1420
Avg. Per Game	190.9	142.0
Gross Yards	1909	1420
Att./Completions	253/114	242/111
Completion Pct.	45.1	45.9
Had Intercepted	19	42
<b>Yards Gained/Laterals</b>	0	175
<b>Punts/Average</b>	52/36.0	55/36.7
<b>Penalties/Yards</b>	52/403	51/391
<b>Fumbles/Ball Lost</b>	15/6	22/9
<b>Touchdowns</b>	36	25
Rushing	13	9
Passing	21	16
Returns	2	0

By Quarter	Q1	Q2	Q3	Q4	OT	Pts
Packers	80	62	56	66	0	264
Opponents	47	28	34	63	0	172

### Primary Starters

LE	D.Hutson
LT	B.Ray
LG	B.Kuusisto
C	C.Brock
	B.Flowers
RG	C.Goldenberg
	P.Tinsley
RT	P.Berezney
	C.Adams
RE	H.Jacurski
QB	L.Craig
LHB	T.Canadeo
RHB	L.Brock
FB	T.Fritsch
	*T.Falkenstein

	GB	Opp	Rushing	No	Yds	Avg	Long	TD
Canadeo	94	489	5.2	35t	3			
Laws	43	232	5.4	31	0			
*Falkenstein	58	198	3.4	59	1			
*Comp	77	182	2.4	27	3			
Fritsch	54	169	3.1	14	4			
L.Brock	45	67	1.5	9	2			
Uram	15	53	3.5	9	0			
Hutson	6	41	6.8	16	0			
Kahler	1	5	5.0	5	0			
Craig	1	3	3.0	3	0			
Lankas	2	2	1.0	1	0			
Starret	1	1	1.0	1	0			
<b>Packers</b>	<b>397</b>	<b>1442</b>	<b>3.6</b>	<b>59</b>	<b>13</b>			
<b>Opponents</b>	<b>350</b>	<b>1112</b>	<b>3.2</b>	<b>47</b>	<b>10</b>			

Western Div.	W	L	T	Pct	Pts	OP
Chi. Bears	8	1	1	.889	303	157
<b>Green Bay</b>	<b>7</b>	<b>2</b>	<b>1</b>	<b>.778</b>	<b>264</b>	<b>172</b>
Detroit	3	6	1	.333	178	218
Chi. Cardinals	0	10	0	.000	95	238

	Receiving	No	Yds	Avg	Long	TD
Hutson	47	776	16.5	79t	11	
Jacurski	24	528	22.0	86t	3	
Uram	10	212	21.2	51	2	
Mason	8	107	13.4	21	2	
Evans	8	71	8.9	13	0	
Laws	5	33	6.6	22	0	
L.Brock	4	57	14.3	32	1	
*Falkenstein	3	39	13.0	18	0	
Canadeo	3	31	10.3	13t	2	
Fritsch	2	55	27.5	32	0	
<b>Packers</b>	<b>114</b>	<b>1909</b>	<b>16.7</b>	<b>86t</b>	<b>21</b>	
<b>Opponents</b>	<b>111</b>	<b>1420</b>	<b>12.8</b>	<b>66t</b>	<b>15</b>	

\* — rookie

	Passing	Att	Cmp	Yds	Cmp%	Yds/Att	TD	TD%	Int	Int%	LG	Sck	Yds	Rtng
Canadeo	129	56	875	43.4	6.78	9	7.0	12	9.3	51	-			51.0
*Comp	92	46	662	50.0	7.20	7	7.6	4	4.3	79	-			81.0
L.Brock	22	9	274	40.9	12.45	3	13.6	1	4.5	86t	-			108.7
Uram	6	2	60	33.3	10.00	1	16.7	1	16.7	48	-			71.5
Hutson	4	1	38	25.0	9.50	1	25.0	1	25.0	38	-			66.7
<b>Packers</b>	<b>253</b>	<b>114</b>	<b>1909</b>	<b>45.1</b>	<b>7.55</b>	<b>21</b>	<b>8.3</b>	<b>19</b>	<b>7.5</b>	<b>86t</b>	-			<b>67.4</b>
<b>Opponents</b>	<b>242</b>	<b>111</b>	<b>1420</b>	<b>45.9</b>	<b>5.87</b>	<b>16</b>	<b>6.2</b>	<b>42</b>	<b>17.4</b>	<b>66t</b>	-			<b>47.2</b>

Scoring	TD	Ru	Pa	Rt	PAT	F6	S	Pts
Hutson	12	0	11	1	36/36	3/5	0	117
Canadeo	5	3	2	0				30
*Comp	4	3	0	1				24
Fritsch	4	4	0	0	0/0	0/2	0	24
L.Brock	3	2	1	0				18
Jacurski	3	0	3	0				18
Mason	2	0	2	0				12
Uram	2	0	2	0				12
*Falkenstein	1	1	0	0				6
Adams	0	0	0	0	0/0	1/6	0	3
*Sorenson	0	0	0	0	0/0	0/2	0	0
Packers	36	13	21	2	36/36	4/15	0	264
Opponents	25	9	16	0	22/24	0/3	1	172

Interceptions	No	Yds	Avg	Long	TD
*Comp	10	149	14.9	35	1
Hutson	8	197	24.6	84t	1
Laws	7	67	9.6	17	0
C.Brock	4	61	15.3	41	0
Uram	2	40	20.0	22	0
Goldenberg	2	37	18.5	30	0
Canadeo	2	15	7.5	15	0
*Fries	2	6	3.0	4	0
L.Brock	1	9	9.0	9	0
Tinsley	1	8	8.0	8	0
Jacurski	1	7	7.0	7	0
Starret	1	4	4.0	4	0
Flowers	1	0	0.0	0	0
<b>Packers</b>	<b>42</b>	<b>616</b>	<b>14.7</b>	<b>84t</b>	<b>2</b>
<b>Opponents</b>	<b>19</b>	<b>188</b>	<b>9.9</b>	<b>24</b>	<b>0</b>

Punting	No	Yds	Avg	TB	In	Lg	B
L.Brock	32	1164	36.4	-	-	72	1
*Comp	12	453	37.8	-	-	46	0
Fritsch	5	151	30.2	-	-	47	0
Canadeo	3	102	34.0	-	-	39	0
<b>Packers</b>	<b>52</b>	<b>1870</b>	<b>36.0</b>	-	-	<b>72</b>	<b>1</b>
<b>Opponents</b>	<b>55</b>	<b>2017</b>	<b>36.7</b>	-	-	-	-

Punt Returns	Ret	FC	Yds	Avg	Long	TD
Laws	10	-	84	8.4	19	0
L.Brock	8	-	126	15.8	32	0
Canadeo	8	-	93	11.6	22	0
Uram	5	-	48	9.6	17	0
*Comp	1	-	20	20.0	20	0
<b>Packers</b>	<b>32</b>	-	<b>371</b>	<b>11.6</b>	<b>32</b>	<b>0</b>
<b>Opponents</b>	<b>28</b>	-	<b>330</b>	<b>11.8</b>	<b>22</b>	<b>0</b>

Kickoff Returns	No	Yds	Avg	Long	TD
Canadeo	10	242	24.2	43	0
L.Brock	5	112	22.4	40	0
*Comp	4	81	20.3	24	0
Fritsch	4	99	24.8	32	0
*Falkenstein	2	47	23.5	24	0
Laws	2	47	23.5	24	0
Jacurski	1	33	33.0	33	0
<b>Packers</b>	<b>28</b>	<b>661</b>	<b>23.6</b>	<b>43</b>	<b>0</b>
<b>Opponents</b>	<b>31</b>	<b>606</b>	<b>19.5</b>	<b>37</b>	<b>0</b>

COMMUNITY ADMIN. & COACHES VETERANS DRAFT & FREE AGENTS REVIEW 2022 LAMBEAU FIELD 1943 MISC.

# 8-2-0, .800, FIRST, WESTERN DIVISION 1944

Head Coach: Earl "Curly" Lambeau

	GB	Opp	Attend	Site
S 17 Brooklyn Tigers (Milw).....	W	14	7	12,994 SFP
S 24 Chicago Bears (GB).....	W	42	28	24,362 CFS
O 1 Detroit Lions (Milw).....	W	27	6	18,556 SFP
O 8 Card-Pitt (GB).....	W	34	7	16,535 OIS
*O 14 Philadelphia Eagles (@ Nashville).....	L	13	38	20,000 DF
O 22 Cleveland Rams (GB).....	W	30	21	18,780 CFS
O 29 @ Detroit Lions.....	W	14	0	30,844 BrS
N 5 @ Chicago Bears.....	L	0	21	45,553 WF
N 12 @ Cleveland Rams.....	W	42	7	17,166 CMS
N 19 @ New York Giants.....	L	0	24	56,481 PG
N 26 @ Card-Pitt (@ Chicago).....	W	35	20	7,158 CoP
		238	141	248,429

Home: 5-0 (91,227) Away: 3-2 (157,202)

NFL Championship

D 17 @ New York Giants.....	W	14	7	46,016 PG
-----------------------------	---	----	---	-----------

Scoring	TD	Ru	Pa	Rt	PAT	FG	S	Pts
Hutson	9	0	0	0	31/33	0/3	0	85
L.Brock	5	3	2	0	0	0	0	30
Fritsch	5	4	0	1	0	0	0	30
*Duhart	4	2	2	0	0	0	0	24
Laws	4	3	1	0	0	0	0	24
Comp	3	2	1	0	0	0	0	18
*Perkins	2	0	0	2	0	0	0	12
Starret	2	2	0	0	0	0	0	12
Sorenson	0	0	0	0	1/1	0/1	0	1
Schwammel	0	0	0	0	0/0	0/1	0	0
Packers	34	16	15	3	32/34	0/5	1	238
Opponents	20	8	11	1	18/19	1/2	0	141

Interceptions	No	Yds	Avg	Long	TD
Fritsch.....	6	115	19.2	50t	1
Comp.....	6	54	9.0	43	0
Hutson.....	4	50	12.5	43	0
*Duhart.....	4	23	5.8	14	0
Laws.....	3	36	12.0	16	0
*Perkins.....	2	123	61.5	83t	2
*Bilda.....	1	25	25.0	25	0
Craig.....	1	20	20.0	20	0
Wehba.....	1	7	7.0	7	0
C.Brock.....	1	1	1.0	1	0
Packers.....	29	454	15.7	83t	3
Opponents.....	24	344	14.3	48	1

Punting	No	Yds	Avg	TB	In	Lg	B
L.Brock.....	14	491	35.1	-	-	50	0
Canadeo.....	13	479	36.8	-	-	46	0
Fritsch.....	10	408	40.8	-	-	54	0
*McKay.....	8	297	37.1	-	-	55	0
Starret.....	2	66	33.0	-	-	43	0
*Perkins.....	1	31	31.0	-	-	31	0
Packers.....	48	1772	36.9	-	-	55	0
Opponents.....	57	2092	36.7	-	-	73	0

Punt Returns	Ret	FC	Yds	Avg	Long	TD
Laws.....	15	-	118	7.9	23	0
L.Brock.....	4	-	36	9.0	22	0
*Duhart.....	3	-	32	10.7	18	0
Comp.....	2	-	32	16.0	18	0
*McKay.....	2	-	19	9.5	17	0
Canadeo.....	1	-	4	4.0	4	0
Packers.....	27	-	241	8.9	23	0
Opponents.....	18	-	192	10.7	20	0

Kickoff Returns	No	Yds	Avg	Long	TD
Fritsch.....	11	288	26.2	44	0
Laws.....	8	132	16.5	25	0
L.Brock.....	2	41	20.5	21	0
Comp.....	2	35	17.5	18	0
*Perkins.....	2	34	17.0	18	0
Canadeo.....	1	12	12.0	12	0
Craig.....	1	17	17.0	17	0
*Duhart.....	1	18	18.0	18	0
Starret.....	1	13	13.0	13	0
Urban.....	1	20	20.0	20	0
Packers.....	30	610	20.3	44	0
Opponents.....	34	806	23.7	44	0

\* — rookie

	GB	Opp
<b>Total First Downs</b> .....	147	114
Rushing.....	70	56
Passing.....	63	49
Penally.....	14	9
<b>Total Net Yards</b> .....	3024	2417
Avg. Per Game.....	302.4	241.7
Total Plays.....	648	583
Avg. Per Play.....	4.7	4.1
<b>Net Yards Rushing</b> .....	1517	1130
Avg. Per Game.....	151.7	113.0
Total Rushes.....	395	357
<b>Net Yards Passing</b> .....	1471	1229
Avg. Per Game.....	147.1	122.9
Gross Yards.....	1471	1229
Att./Completions.....	253/105	226/89
Completion Pct.....	41.5	39.4
Had Intercepted.....	24	29
<b>Yards Gained/Laterals</b> .....	36	58
<b>Penalty/Average</b> .....	48/36.9	57/36.7
<b>Penalties/Yards</b> .....	62/558	88/700
<b>Fumbles/Ball Lost</b> .....	11/7	25/13
<b>Touchdowns</b> .....	34	20
Rushing.....	16	8
Passing.....	15	11
Returns.....	3	1

By Quarter	Q1	Q2	Q3	Q4	OT	Pts
Packers	56	77	41	64	0	238
Opponents	34	27	38	42	0	141

	GB	Opp	Rushing	No	Yds	Avg	Long	TD
Fritsch.....	94	322	3.4	18	4			
*Perkins.....	58	207	3.6	26	0			
L.Brock.....	36	200	5.6	42t	3			
Laws.....	45	200	4.4	20	3			
*Duhart.....	51	183	3.6	16	2			
Canadeo.....	31	149	4.8	34	0			
Comp.....	52	134	2.6	28	2			
Hutson.....	12	87	7.3	27	0			
Starret.....	10	21	2.1	8	2			
*McKay.....	5	12	2.4	11	0			
Urban.....	1	2	2.0	2	0			
Packers.....	395	1517	3.8	42t	16			
Opponents.....	357	1130	3.2	75t	8			

Western Div.	W	L	T	Pct	Pts	DP
Green Bay.....	8	2	0	.800	238	141
Chi. Bears.....	6	3	1	.667	258	172
Detroit.....	6	3	1	.667	216	151
Cleveland.....	4	6	0	.400	188	224
Card-Pitt.....	0	10	0	.000	108	328

Receiving	No	Yds	Avg	Long	TD
Hutson.....	58	866	14.9	55t	9
*Duhart.....	9	176	19.6	32	2
Jacuskni.....	9	151	16.8	48	0
Laws.....	7	61	8.7	29t	1
Wehba.....	6	67	11.2	17	0
L.Brock.....	4	74	18.5	52t	2
Fritsch.....	3	5	1.7	13	0
Craig.....	2	17	8.5	9	0
Comp.....	2	16	8.0	11t	1
Canadeo.....	1	12	12.0	12	0
Urban.....	1	10	10.0	10	0
Mason.....	1	9	9.0	9	0
Starret.....	1	6	6.0	6	0
*Perkins.....	1	1	1.0	1	0
Packers.....	105	1471	14.0	55t	15
Opponents.....	89	1224	13.8	72t	11

Passing	Att	Cmp	Yds	Cmp%	Yds/Att	TD	TD%	Int	Int%	LG	Sck	Yds	Rtg
Comp.....	177	80	1159	45.2	6.55	12	6.8	21	11.9	55t	-	-	50.0
L.Brock.....	21	5	94	23.8	4.48	2	9.5	0	0.0	48	-	-	77.5
Canadeo.....	20	9	89	45.0	4.45	0	0.0	0	0.0	51	-	-	58.1
*McKay.....	14	6	72	42.9	5.14	1	7.1	2	14.3	26t	-	-	43.5
*Duhart.....	13	4	42	30.8	3.23	0	0.0	0	0.0	12	-	-	41.2
Laws.....	4	1	15	25.0	3.75	0	0.0	1	25.0	15	-	-	3.1
Hutson.....	3	0	0	0.0	0.00	0	0.0	0	0.0	0	-	-	39.6
*Bilda.....	1	0	0	0.0	0.00	0	0.0	0	0.0	0	-	-	39.6
Packers.....	253	105	1471	41.5	5.81	15	5.9	24	9.5	55t	-	-	41.1
Opponents.....	226	89	1229	39.4	5.44	11	4.9	29	12.8	72t	-	-	34.2

## Primary Starters

LE	D.Hutson
LT	M.Croft
	B.Ray
LG	G.Sorenson
	B.Kuusisto
C	C.Brock
	B.Flowers
RG	P.Tinsley
	G.Sorenson
RT	P.Berezney
	A.Schwammel
RE	H.Jacuskni
QB	L.Craig
LHB	I.Comp
RHB	L.Brock
	J.Laws
FB	T.Fritsch



# 1945 6-4-0, .600, THIRD, WESTERN DIVISION

**Head Coach:** Earl "Curly" Lambeau

	GB	Opp	Attend	Site	
S 30 Chicago Bears (GB)	W	31	21	24,525	CiS
O 7 Detroit Lions (Milw)	W	57	21	20,463	SFP
O 14 Cleveland Rams (GB)	L	14	27	24,607	CiS
O 21 Boston Yanks (Milw)	W	38	14	20,846	SFP
O 28 Chicago Cardinals (GB)	W	33	14	19,221	CiS
N 4 @ Chicago Bears	L	24	28	45,527	WF
N 11 @ Cleveland Rams	L	7	20	28,686	CMS
N 18 @ Boston Yanks	W	28	0	31,923	FP
N 25 @ New York Giants	W	23	14	52,681	PG
D 2 @ Detroit Lions	L	3	14	23,468	BrS
		258	173	291,947	

**Home:** 4-1 (109,662) **Away:** 2-3 (182,285)

	GB	Opp	Rushing	No	Yds	Avg	Long	TD
<b>Total First Downs</b>	131	137	Fritsch	89	282	3.2	31	7
Rushing	73	65	McKay	71	231	3.3	41	2
Passing	44	57	L.Brock	46	196	4.3	28	3
Penalty	14	15	Perkins	35	175	5.0	49	1
<b>Total Net Yards</b>	2869	3116	*Smith	21	94	4.5	27	0
Avg. Per Game	286.9	311.6	Comp.	57	92	1.6	18	1
Total Plays	595	619	Laws	16	82	5.1	20	0
Avg. Per Play	4.8	5.0	Hutson	8	60	7.5	18	1
<b>Net Yards Rushing</b>	1325	1349	*Mosley	16	49	3.1	9	0
Avg. Per Game	132.5	134.9	Starret	5	26	5.2	13	0
Total Rushes	377	388	*Goodnight	8	26	3.3	12	0
<b>Net Yards Passing</b>	1536	1708	*Snelling	3	10	3.3	8	0
Avg. Per Game	153.6	170.8	Sample	2	2	1.0	3	0
Gross Yards	1536	1708	Packers	377	1325	3.5	49	15
Att./Completions	218/81	231/111	<b>Opponents</b>	<b>388</b>	<b>1349</b>	<b>3.5</b>	<b>72t</b>	<b>16</b>
Completion Pct.	37.2	48.1						
Had Intercepted	24	24						
<b>Yards Gained/Laterals</b>	8	59						
<b>Yards/Average</b>	46/40.0	59/37.5						
<b>Penalties/Yards</b>	69/723	68/701						
<b>Fumbles/Ball Lost</b>	21/9	31/17						
<b>Touchdowns</b>	35	25						
Rushing	15	16						
Passing	14	9						
Returns	6	0						

By Quarter	Q1	Q2	Q3	Q4	OT	Pts
Packers	52	116	56	34	0	258
Opponents	40	42	35	56	0	173

Scoring	TD	Ru	Pa	Rt	PAT	FG	S	PIS
Hutson	10	1	9	0	31/35	2/4	0	97
Fritsch	8	7	0	1	0/0	3/8	0	57
L.Brock	3	3	0	0				18
Comp	3	1	1	1				18
*Goodnight	3	0	3	0				18
C.Brock	2	0	2	0				12
McKay	2	2	0	0				12
Craig	1	0	0	1				6
*Crimmins	1	0	0	1				6
*Luhn	1	0	1	0				6
Perkins	1	1	0	0				6
Sorenson	0	0	0	0	0/0	0/1	0	0
<b>Packers</b>	<b>35</b>	<b>15</b>	<b>14</b>	<b>6</b>	<b>31/35</b>	<b>5/13</b>	<b>1</b>	<b>258</b>
<b>Opponents</b>	<b>25</b>	<b>16</b>	<b>9</b>	<b>0</b>	<b>23/25</b>	<b>0/3</b>	<b>0</b>	<b>173</b>

	GB	Opp	Rushing	No	Yds	Avg	Long	TD
<b>Total Net Yards</b>	2869	3116	Fritsch	89	282	3.2	31	7
Avg. Per Game	286.9	311.6	McKay	71	231	3.3	41	2
Total Plays	595	619	L.Brock	46	196	4.3	28	3
Avg. Per Play	4.8	5.0	Perkins	35	175	5.0	49	1
<b>Net Yards Rushing</b>	1325	1349	*Smith	21	94	4.5	27	0
Avg. Per Game	132.5	134.9	Comp.	57	92	1.6	18	1
Total Rushes	377	388	Laws	16	82	5.1	20	0
<b>Net Yards Passing</b>	1536	1708	Hutson	8	60	7.5	18	1
Avg. Per Game	153.6	170.8	*Mosley	16	49	3.1	9	0
Gross Yards	1536	1708	Starret	5	26	5.2	13	0
Att./Completions	218/81	231/111	*Goodnight	8	26	3.3	12	0
Completion Pct.	37.2	48.1	*Snelling	3	10	3.3	8	0
Had Intercepted	24	24	Sample	2	2	1.0	3	0
<b>Yards Gained/Laterals</b>	8	59	Packers	377	1325	3.5	49	15
<b>Yards/Average</b>	46/40.0	59/37.5	<b>Opponents</b>	<b>388</b>	<b>1349</b>	<b>3.5</b>	<b>72t</b>	<b>16</b>
<b>Penalties/Yards</b>	69/723	68/701						
<b>Fumbles/Ball Lost</b>	21/9	31/17						
<b>Touchdowns</b>	35	25						
Rushing	15	16						
Passing	14	9						
Returns	6	0						

Western Div.	W	L	T	Pct	Pts	OP
Cleveland	9	1	0	.900	244	136
Detroit	7	3	0	.700	195	194
<b>Green Bay</b>	<b>6</b>	<b>4</b>	<b>0</b>	<b>.600</b>	<b>258</b>	<b>173</b>
Chi. Bears	3	7	0	.300	192	235
Chi. Cardinals	1	9	0	.100	98	228

Receiving	No	Yds	Avg	Long	TD
Hutson	47	834	17.7	75t	9
*Luhn	10	151	15.1	44t	1
*Goodnight	7	283	40.4	75t	3
L.Brock	4	87	21.8	46	0
Mulleaux	3	31	10.3	13	0
Fritsch	3	13	4.3	9	0
Laws	2	11	5.5	7	0
Perkins	2	11	5.5	10	0
Urban	1	55	55.0	55	0
Comp.	1	50	50.0	50t	1
*Mosley	1	10	10.0	10	0
<b>Packers</b>	<b>81</b>	<b>1536</b>	<b>19.0</b>	<b>75t</b>	<b>14</b>
<b>Opponents</b>	<b>111</b>	<b>1708</b>	<b>15.4</b>	<b>84t</b>	<b>9</b>

\* — rookie

## Primary Starters

LE	*C.Goodnight
	D.Hutson
LT	B.Ray
LG	C.Tollefson
C	C.Brock
	B.Flowers
RG	P.Tinsley
RT	*P.Lipscomb
RE	*N.Luhn
	J.Mason
QB	L.Craig
LHB	I.Comp
RHB	J.Laws
	L.Brock
FB	T.Fritsch

Passing	Att	Cmp	Yds	Cmp%	Yds/Att	TD	TD%	Int	Int%	LG	Sck	Yds	Rtg
Comp.	106	44	865	41.5	8.16	7	6.6	11	10.4	75t			53.1
McKay	89	32	520	36.0	5.84	5	5.6	9	10.1	59t			35.5
L.Brock	22	5	151	22.7	6.86	2	9.1	3	13.6	50t			46.4
*Mosley	0	0	0	0.0	0.00	0	0.0	1	100.0	0			0.0
<b>Packers</b>	<b>218</b>	<b>81</b>	<b>1536</b>	<b>37.2</b>	<b>7.05</b>	<b>14</b>	<b>6.4</b>	<b>24</b>	<b>11.0</b>	<b>75t</b>			<b>44.2</b>
<b>Opponents</b>	<b>231</b>	<b>111</b>	<b>1708</b>	<b>48.1</b>	<b>7.39</b>	<b>9</b>	<b>3.9</b>	<b>24</b>	<b>10.4</b>	<b>84t</b>			<b>46.3</b>

Interceptions	No	Yds	Avg	Long	TD
C.Brock	4	122	30.5	38	2
Hutson	4	15	3.8	15	0
L.Brock	3	60	20.0	35	0
L.Brock	3	33	11.0	23	0
McKay	3	33	11.0	18	0
Comp.	2	67	33.5	54t	1
Fritsch	1	69	69.0	69t	1
Starret	1	27	27.0	27	0
*Mosley	1	20	20.0	20	0
*Crimmins	1	12	12.0	12t	1
Tinsley	1	6	6.0	6	0
<b>Packers</b>	<b>24</b>	<b>464</b>	<b>19.3</b>	<b>69t</b>	<b>5</b>
<b>Opponents</b>	<b>24</b>	<b>356</b>	<b>14.8</b>	<b>-</b>	<b>0</b>

Punting	No	Yds	Avg	TD	In	LG	B
McKay	44	1814	41.2	-	-	73	0
*Keuper	1	12	12.0	-	-	12	0
Perkins	1	13	13.0	-	-	13	0
<b>Packers</b>	<b>46</b>	<b>1839</b>	<b>40.0</b>	<b>-</b>	<b>-</b>	<b>73</b>	<b>0</b>
<b>Opponents</b>	<b>59</b>	<b>2210</b>	<b>37.5</b>	<b>-</b>	<b>-</b>	<b>56</b>	<b>0</b>

Punt Returns	Ret	FC	Yds	Avg	Long	TD
Laws	12	-	78	6.5	21	0
McKay	7	-	66	9.4	17	0
*Smith	6	-	67	11.2	20	0
L.Brock	4	-	37	9.3	18	0
Comp.	4	-	36	9.0	15	0
Mason	1	-	20	20.0	20	0
*Mosley	1	-	13	13.0	13	0
<b>Packers</b>	<b>35</b>	<b>-</b>	<b>317</b>	<b>9.1</b>	<b>21</b>	<b>0</b>
<b>Opponents</b>	<b>25</b>	<b>-</b>	<b>284</b>	<b>11.4</b>	<b>32</b>	<b>0</b>

Kickoff Returns	No	Yds	Avg	Long	TD
Fritsch	8	279	34.9	79	0
Comp.	5	110	22.0	31	0
Hutson	4	37	9.3	12	0
Laws	4	72	18.0	29	0
McKay	4	67	16.8	26	0
*Smith	2	46	23.0	26	0
L.Brock	1	12	12.0	12	0
Craig	1	11	11.0	11	0
*Goodnight	1	8	8.0	8	0
Mason	1	15	15.0	15	0
Pannell	1	10	10.0	10	0
Starret	1	3	3.0	3	0
<b>Packers</b>	<b>33</b>	<b>670</b>	<b>20.3</b>	<b>79</b>	<b>0</b>
<b>Opponents</b>	<b>39</b>	<b>737</b>	<b>18.9</b>	<b>36</b>	<b>0</b>

COMMUNITY  
 ADMIN. & COACHES  
 VETERANS  
 DRAFT & FREE AGENTS  
 2022 REVIEW  
 1945  
 LAMBEAU FIELD  
 MISC.

# 6-5-0, .545, THIRD (TIE), WESTERN DIVISION 1946

**Head Coach:** Earl "Curly" Lambeau

	GB	Opp	Attend	Site	Scoring	TD	Ru	Pa	Rt	PAT	FG	S	PTS	
S 29 Chicago Bears (GB) .....	L	7	30	25,049	CIS	Fritsch	10	9	1	0	13/15	9/17	0	100
O 6 Los Angeles Rams (Milw) .....	L	17	21	27,049	SFP	Luhn	2	0	2	0			1	14
O 13 @ Philadelphia Eagles .....	W	19	7	36,127	SP	*Schlinkman	2	2	0	0			0	12
O 20 Pittsburgh Steelers (GB) .....	W	17	7	22,588	CIS	McKay	1	1	0	0	2/2	0/0	0	8
O 27 Detroit Lions (Milw) .....	W	10	7	23,564	SFP	Comp	1	1	0	0			0	6
N 3 @ Chicago Bears .....	L	7	10	46,321	WF	Goodnight	1	0	1	0			0	6
N 10 @ Chicago Cardinals .....	W	19	7	30,681	CP	*Odson	0	0	0	0			1	2
N 17 @ Detroit Lions .....	W	9	0	21,055	BrS	<b>Packers</b>	<b>17</b>	<b>13</b>	<b>4</b>	<b>0</b>	<b>15/17</b>	<b>9/17</b>	<b>2</b>	<b>148</b>
N 24 Chicago Cardinals (GB) .....	L	6	24	16,150	CIS	<b>Opponents</b>	<b>21</b>	<b>12</b>	<b>6</b>	<b>3</b>	<b>20/21</b>	<b>4/7</b>	<b>0</b>	<b>158</b>
D 1 @ Washington Redskins .....	W	20	7	33,691	GrS									
D 8 @ Los Angeles Rams .....	L	17	38	46,838	LAC									
		148	158	329,113										

**Home:** 2-3 (114,400)    **Away:** 4-2 (214,713)

	GB	Opp	Rushing	No	Yds	Avg	Long	TD
<b>Total First Downs</b> .....	160	156	Canadeo	122	476	3.9	27	0
Rushing .....	112	82	Fritsch	128	444	3.5	32	9
Passing .....	34	59	*Schlinkman	97	379	3.9	44	2
Penalty .....	14	15	*Aberson	48	161	3.4	13	0
<b>Total Net Yards</b> .....	2618	2661	Smith	22	119	5.4	36	0
Avg. Per Game .....	238.0	241.9	*Forte	17	73	4.3	20	0
Total Plays .....	738	581	Comp.	61	62	1.0	29	1
Avg. Per Play .....	3.5	4.6	*Nussbaumer	29	43	1.5	16	0
<b>Net Yards Rushing</b> .....	1765	1372	McKay	21	34	1.6	9t	1
Avg. Per Game .....	160.5	124.7	Craig	1	-3	-3.0	-3	0
Total Rushes .....	560	367	Rohrig	14	-23	-1.6	15	0
<b>Net Yards Passing</b> .....	841	1288	<b>Packers</b>	<b>560</b>	<b>1765</b>	<b>3.2</b>	<b>44</b>	<b>13</b>
Avg. Per Game .....	76.5	117.1	<b>Opponents</b>	<b>367</b>	<b>1372</b>	<b>3.7</b>	<b>61t</b>	<b>12</b>
Gross Yards .....	841	1288						
Att./Completions .....	178/54	214/94						
Completion Pct. ....	30.3	43.9						
Had Intercepted .....	18	24						
<b>Yards Gained/Laterals</b> .....	12	1						
<b>Punts/Average</b> .....	65/42.9	60/41.9						
<b>Penalties/Yards</b> .....	82/693	76/628						
<b>Fumbles/Ball Lost</b> .....	24/11	45/28						
<b>Touchdowns</b> .....	17	21						
Rushing .....	13	12						
Passing .....	4	6						
Returns .....	0	3						

By Quarter	Q1	Q2	Q3	Q4	OT	Pts
Packers	13	47	33	55	0	148
Opponents	24	38	45	51	0	158

	W	L	T	Pct	Pts	OP
Chi. Bears	8	2	1	.800	289	193
Los Angeles	6	4	1	.600	277	257
<b>Green Bay</b>	<b>6</b>	<b>5</b>	<b>0</b>	<b>.545</b>	<b>148</b>	<b>158</b>
Chi. Cardinals	6	5	0	.545	260	198
Detroit	1	10	0	.091	142	310

Western Div.	W	L	T	Pct	Pts	OP
Chi. Bears	8	2	1	.800	289	193
Los Angeles	6	4	1	.600	277	257
<b>Green Bay</b>	<b>6</b>	<b>5</b>	<b>0</b>	<b>.545</b>	<b>148</b>	<b>158</b>
Chi. Cardinals	6	5	0	.545	260	198
Detroit	1	10	0	.091	142	310

Receiving	No	Yds	Avg	Long	TD
Goodnight	16	308	19.3	51t	1
Luhn	16	224	14.0	36t	2
*Nussbaumer	10	143	14.3	35	0
*Wells	2	74	37.0	65	0
Rohrig	2	36	18.0	21	0
Canadeo	2	25	12.5	15	0
Fritsch	2	13	6.5	12t	1
*Forte	2	5	2.5	4	0
*Prescott	1	8	8.0	8	0
*Schlinkman	1	5	5.0	5	0
<b>Packers</b>	<b>54</b>	<b>841</b>	<b>15.6</b>	<b>65</b>	<b>4</b>
<b>Opponents</b>	<b>94</b>	<b>1288</b>	<b>13.7</b>	<b>54</b>	<b>6</b>

Interceptions	No	Yds	Avg	Long	TD
Rohrig	5	134	26.8	51	0
*Aberson	3	53	17.7	33	0
*Nussbaumer	3	31	10.3	16	0
Keuper	3	22	7.3	10	0
Comp.	2	38	19.0	21	0
*Forte	2	23	11.5	16	0
Canadeo	1	23	23.0	23	0
McKay	1	20	20.0	20	0
Mosley	1	20	20.0	20	0
Mitchell	1	18	18.0	18	0
Fritsch	1	15	15.0	15	0
Ray	1	2	2.0	2	0
<b>Packers</b>	<b>24</b>	<b>399</b>	<b>16.6</b>	<b>51</b>	<b>0</b>
<b>Opponents</b>	<b>18</b>	<b>275</b>	<b>15.3</b>	<b>85t</b>	<b>1</b>

Punting	No	Yds	Avg	TD	In	Lg	B
McKay	64	2735	42.7	-	-	64	1
Fritsch	1	52	52.0	-	-	52	0
<b>Packers</b>	<b>65</b>	<b>2787</b>	<b>42.9</b>	-	-	<b>64</b>	<b>1</b>
<b>Opponents</b>	<b>60</b>	<b>2513</b>	<b>41.9</b>	-	-	<b>69</b>	<b>0</b>

Punt Returns	Ret	FG	Yds	Avg	Long	TD
*Nussbaumer	12	-	98	8.2	21	0
Rohrig	8	-	98	12.3	18	0
Canadeo	6	-	76	12.7	22	0
Smith	2	-	12	6.0	8	0
<b>Packers</b>	<b>28</b>	-	<b>284</b>	<b>10.1</b>	<b>22</b>	<b>0</b>
<b>Opponents</b>	<b>35</b>	-	<b>414</b>	<b>11.8</b>	<b>70</b>	<b>0</b>

Kickoff Returns	No	Yds	Avg	Long	TD
Canadeo	6	163	27.2	38	0
*Nussbaumer	6	148	24.7	44	0
Rohrig	5	106	21.2	27	0
*Aberson	3	69	23.0	26	0
Fritsch	3	68	22.7	37	0
Craig	2	18	9.0	11	0
Luhn	2	28	14.0	17	0
McKay	2	41	20.5	22	0
*Schlinkman	2	43	21.5	23	0
Comp.	1	29	29.0	29	0
Keuper	1	6	6.0	6	0
Smith	1	21	21.0	21	0
<b>Packers</b>	<b>34</b>	<b>740</b>	<b>21.8</b>	<b>44</b>	<b>0</b>
<b>Opponents</b>	<b>28</b>	<b>683</b>	<b>24.4</b>	<b>51</b>	<b>0</b>

\* — rookie

## Primary Starters

LE	C. Goodnight
LT	B. Ray
LG	*D. Wildung
C	C. Brock
RG	*M. Pregulman
RT	P. Lipscomb
RE	N. Luhn
	*D. Wells
QB	L. Craig
LHB	B. Smith (3)
	I. Comp (2)
	T. Canadeo (2)
	*C. Aberson (2)
RHB	H. Rohrig
	*B. Nussbaumer
FB	T. Fritsch

Passing	Att	Cmp	Yds	Cmp%	Yds/Att	TD	TD%	Int	Int%	Lg	Sck	Yds	Rtg
Comp.	94	27	333	28.7	3.54	1	1.1	8	8.5	35	-	-	9.9
*Aberson	41	14	184	34.1	4.49	0	0.0	5	12.2	30	-	-	9.7
Canadeo	27	7	189	25.9	7.00	1	3.7	3	11.1	51t	-	-	29.0
Rohrig	8	2	97	25.0	12.13	1	12.5	1	12.5	65	-	-	77.6
*Forte	7	3	28	42.9	4.00	1	14.3	1	14.3	15	-	-	54.5
*Nussbaumer	1	1	10	100.0	10.00	0	0.0	0	0.0	10	-	-	108.3
<b>Packers</b>	<b>178</b>	<b>54</b>	<b>841</b>	<b>30.3</b>	<b>4.72</b>	<b>4</b>	<b>2.2</b>	<b>18</b>	<b>10.1</b>	<b>65</b>	-	-	<b>15.0</b>
<b>Opponents</b>	<b>214</b>	<b>94</b>	<b>1288</b>	<b>43.9</b>	<b>6.02</b>	<b>6</b>	<b>2.8</b>	<b>24</b>	<b>11.2</b>	<b>54</b>	-	-	<b>33.5</b>

COMMUNITY

ADMIN. & COACHES

VETERANS

DRAFT & FREE AGENTS

2022 REVIEW

1946

LAMBEAU FIELD

MISC.

# 1947 6-5-1, .545, THIRD, WESTERN DIVISION

Head Coach: Earl "Curly" Lambeau

	GB	Opp	Attend	Site	Scoring	TD	Ru	Pa	Rt	PAT	FG	S	PIS
S 28 Chicago Bears (GB)	29	20	25,461	CiS	Fritsch	6	6	0	0	2/2	6/13	0	56
O 5 Los Angeles Rams (Milw)	17	14	31,613	SFP	Cuff	0	0	0	0	30/30	7/16	0	51
O 12 Chicago Cardinals (GB)	10	14	25,562	CiS	Luhn	7	0	0	0			0	42
O 19 Washington Redskins (Milw)	27	10	28,572	SFP	Goodnight	6	0	6	0			0	36
O 26 Detroit Lions (GB)	34	17	25,179	CiS	B.Forte	3	0	2	1			0	18
N 2 Pittsburgh Steelers (Milw)	17	18	30,073	SFP	Smith	2	1	1	0			1	14
N 9 @ Chicago Bears	17	20	46,112	WF	Canadeo	2	2	0	0			0	12
N 16 @ Chicago Cardinals	20	21	40,086	CoP	*Cody	2	2	0	0			0	12
N 23 @ New York Giants	24	24	27,939	PG	Schlinkman	2	2	0	0			0	12
N 30 @ Los Angeles Rams	30	10	31,040	LAC	Gillette	1	0	1	0			0	6
D 7 @ Detroit Lions	35	14	14,055	BrS	Jacobs	1	1	0	0			0	6
D 14 @ Philadelphia Eagles	14	28	24,216	SP	Neal	1	0	0	1			0	6
	274	210	349,908		Wildung	0	0	0	0			1	2
					McKay	0	0	0	0	1/1	0/0	0	1
Home: 4-2 (166,400)	Away: 2-3-1 (183,508)				Packers	33	14	17	2	33/33	13/29	2	274
					Opponents	28	13	14	1	25/28	5/11	1	210

	GB	Opp	Rushing	No	Yds	Avg	Long	TD
Total First Downs	206	193	Canadeo	103	464	4.5	35	2
Rushing	105	96	Schlinkman	115	439	3.8	20	2
Passing	82	71	Smith	47	288	6.1	37	1
Penalty	19	26	*Cody	56	263	4.7	51	2
Total Net Yards	3769	3206	Fritsch	68	247	3.6	48	6
Avg. Per Game	314.1	267.2	Gillette	50	207	4.1	26	0
Total Plays	763	710	B.Forte	29	80	2.8	12	0
Avg. Per Play	4.9	4.5	Jacobs	18	64	3.6	15t	1
Net Yards Rushing	2149	1606	Comp.	5	46	9.2	34	0
Avg. Per Game	179.1	133.8	Rohrig	7	22	3.1	6	0
Total Rushes	510	433	Keuper	6	14	2.3	8	0
Net Yards Passing	1620	1600	McKay	3	11	3.7	5	0
Avg. Per Game	135.0	133.3	Cuff	1	7	7.0	7	0
Gross Yards	1724	1790	Goodnight	1	-1	-1.0	-1	0
Att./Completions	253/112	277/122	*Wilson	1	-2	-2.0	-2	0
Completion Pct.	44.3	44.0	Packers	510	2149	4.2	51	14
Had Intercepted	19	30	Opponents	433	1606	3.7	41	13
Yards Gained/Laterals	0	0						
Punts/Average	65/43.6	65/43.5						
Penalties/Yards	104/1019	88/759						
Fumbles/Ball Lost	24/13	41/21						
Touchdowns	33	28						
Rushing	14	13						
Passing	17	14						
Returns	2	1						

By Quarter	Q1	Q2	Q3	Q4	OT	Pts
Packers	49	61	85	79	0	274
Opponents	37	57	58	58	0	210

Western Div.	W	L	T	Pct	Pts	Opp
Chi. Cardinals	9	3	0	.750	306	231
Chi. Bears	8	4	0	.667	363	241
<b>Green Bay</b>	<b>6</b>	<b>5</b>	<b>1</b>	<b>.545</b>	<b>274</b>	<b>210</b>
Los Angeles	6	6	0	.500	259	214
Detroit	3	9	0	.250	231	305

Receiving	No	Yds	Avg	Long	TD
Luhn	42	696	16.6	44	7
Goodnight	38	593	15.6	69t	6
Gillette	12	224	18.7	50	1
B.Forte	7	80	11.4	22t	2
Smith	4	50	12.5	36t	1
*Wilson	3	34	11.3	15	0
Keuper	2	37	18.5	26	0
Schlinkman	2	-6	-3.0	-1	0
Craig	1	14	14.0	14	0
*Cody	1	2	2.0	2	0
Packers	112	1724	15.4	69t	17
Opponents	122	1790	14.7	66t	14

\* — rookie

Punt Returns	Ret	FC	Yds	Avg	Long	TD
Rohrig	18	-	213	11.8	28	0
Gillette	11	-	168	15.3	26	0
Canadeo	10	-	111	11.1	24	0
*Cody	2	-	30	15.0	20	0
Comp.	1	-	0	0.0	0	0
B.Forte	1	-	15	15.0	15	0
Jacobs	1	-	4	4.0	4	0
Smith	1	-	22	22.0	22	0
Packers	45	-	563	12.5	28	0
Opponents	44	-	483	11.0	35	0

Kickoff Returns	No	Yds	Avg	Long	TD
Canadeo	15	312	20.8	35	0
*Cody	10	269	26.9	39	0
Fritsch	5	100	20.0	25	0
Gillette	3	66	22.0	29	0
Smith	3	61	20.3	23	0
B.Forte	2	28	14.0	23	0
Luhn	2	30	15.0	18	0
Goodnight	1	7	7.0	7	0
Lipscomb	1	1	1.0	1	0
Packers	42	874	20.8	39	0
Opponents	48	1034	21.5	40	0

## Primary Starters

- LE C. Goodnight
- LT B. Ray
- LG D. Wildung
- C L. Gatewood
- RG C. Brock
- D. Tasso
- \*R. Davis
- RT P. Lipscomb
- RE N. Luhn
- QB J. Jacobs
- J. Craig
- LHB B. Smith
- T. Canadeo
- RHB B. Forte
- H. Rohrig
- FB T. Fritsch

Passing	Att	Cmp	Yds	Cmp%	Yds/Att	TD	TD%	Int	Int%	LG	Sck	Yds	Rtg
Jacobs	242	108	1615	44.6	6.67	16	6.6	17	7.0	69t	-	-	59.8
Canadeo	8	3	101	37.5	12.63	1	12.5	1	12.5	38	-	-	85.4
B.Forte	2	1	8	50.0	4.00	0	0.0	0	0.0	8	-	-	60.4
Comp.	1	0	0	0.0	0.00	0	0.0	0	100.0	0	-	-	0.0
Packers	253	112	1724	44.3	6.81	17	6.7	19	7.5	69t	104	-	58.5
Opponents	277	122	1790	44.0	6.46	14	5.1	30	10.8	66t	190	-	43.0

COMMUNITY  
 ADMIN. & COACHES  
 VETERANS  
 DRAFT & FREE AGENTS  
 2022 REVIEW  
 1947  
 LAMBEAU FIELD  
 MISC.

# 3-9-0, .250, FOURTH, WESTERN DIVISION 1948

Head Coach:	Earl "Curly" Lambeau	GB	Opp	Attend	Site	
S 17	@ Boston Yanks.....	W	31	0	15,443	FP
S 26	Chicago Bears (GB).....	L	7	45	25,546	CIS
O 3	Detroit Lions (GB).....	W	33	21	24,206	CIS
O 10	Chicago Cardinals (Milw).....	L	7	17	34,369	SFP
O 17	Los Angeles Rams (GB).....	W	16	0	25,119	CIS
O 24	Washington Redskins (Milw).....	L	7	23	13,433	SFP
O 31	@ Detroit Lions.....	L	20	24	16,174	BRS
N 7	@ Pittsburgh Steelers.....	L	7	38	26,058	FoF
N 14	@ Chicago Bears.....	L	6	7	48,113	WF
N 21	New York Giants (Milw).....	L	3	49	12,639	SFP
N 28	@ Los Angeles Rams.....	L	10	24	23,874	LAC
D 5	@ Chicago Cardinals.....	L	7	42	26,072	CoP
			154	290	291,046	

Home: 2-4 (135,312) Away: 1-5 (155,734)

	GB	Opp	Rushing	No	Yds	Avg	Long	TD
<b>Total First Downs</b>	172	222	Canadeo	123	589	4.8	49t	4
Rushing	89	132	Schlinkman	106	441	4.2	19	4
Passing	58	74	Fritsch	37	173	4.7	30	0
Penalty	25	16	*Earhart	30	140	4.7	72t	1
<b>Total Net Yards</b>	2842	3698	*Provo	29	90	3.1	15	0
Avg. Per Game	236.8	308.2	*E.Smith	27	85	3.1	10	0
Total Plays	720	797	Jacobs	24	73	3.0	23	1
Avg. Per Play	3.9	4.6	Cody	26	58	2.2	10	0
<b>Net Yards Rushing</b>	1759	2153	Forte	12	30	2.5	9	0
Avg. Per Game	146.6	179.4	Roskie	5	28	5.6	9	1
Total Rushes	446	537	*Girard	13	26	2.0	7	0
<b>Net Yards Passing</b>	1071	1476	B.Smith	6	21	3.5	20	0
Avg. Per Game	89.3	123.0	Comp.	3	1.0	2	0	0
Gross Yards	1364	1626	*Moss	5	2	0.4	3	0
Att./Completions	274/109	260/134	<b>Packers</b>	446	1759	3.9	72t	11
Completion Pct.	39.8	51.5	<b>Opponents</b>	537	2153	4.0	72t	20
Had Intercepted	29	29						

Yards Gained/Laterals	12	69
<b>Punts/Average</b>	78/40.3	70/43.3
<b>Penalties/Yards</b>	104/941	91/771
<b>Fumbles/Ball Lost</b>	30/19	23/15
<b>Touchdowns</b>	20	39
Rushing	11	21
Passing	8	13
Returns	1	5

By Quarter	Q1	Q2	Q3	Q4	OT	Pts
Packers	40	44	20	50	0	154
Opponents	55	90	59	86	0	290

Western Div.	W	L	T	Pct	Pts	OP
Chi. Cardinals	11	1	0	.917	395	226
Chi. Bears	10	2	0	.833	375	151
Los Angeles	6	5	1	.545	327	269
<b>Green Bay</b>	<b>3</b>	<b>9</b>	<b>0</b>	<b>.250</b>	<b>154</b>	<b>290</b>
Detroit	2	10	0	.167	200	407

Receiving	No	Yds	Avg	Long	TD
Goodnight	28	448	16.0	57	3
Luhn	17	285	16.8	40	2
*Earhart	17	194	11.4	64t	2
Cook	13	156	12.0	23	0
*E.Smith	12	121	10.1	49	0
Canadeo	9	81	9.0	32	0
Forte	6	63	10.5	19	1
*Provo	4	-9	-2.2	3	0
Wilson	2	23	11.5	14	0
*Girard	1	2	2.0	2	0
<b>Packers</b>	<b>109</b>	<b>1364</b>	<b>12.5</b>	<b>64t</b>	<b>8</b>
<b>Opponents</b>	<b>134</b>	<b>1626</b>	<b>12.1</b>	<b>61t</b>	<b>13</b>

\* - rookie

Passing	Att	Cmp	Yds	Cmp%	Yds/Att	TD	TD%	Int	Int%	LG	Sck	Yds	RtnG
Jacobs	184	82	848	44.6	4.61	5	2.7	21	11.4	64t	-	27.9	
Comp.	49	16	335	32.7	6.84	1	2.0	7	14.3	50t	-	25.0	
*Moss	17	4	20	23.5	1.18	0	0.0	0	0.0	10	-	39.6	
*Girard	14	4	117	28.6	8.36	1	7.1	1	7.1	40	-	56.0	
Canadeo	8	2	24	25.0	3.00	0	0.0	0	0.0	15	-	39.6	
*Provo	1	1	20	100.0	20.00	1	100.0	0	0.0	20	-	158.3	
B.Smith	1	0	0	0.0	0.00	0	0.0	0	0.0	0	-	39.6	
<b>Packers</b>	<b>274</b>	<b>109</b>	<b>1364</b>	<b>39.8</b>	<b>4.98</b>	<b>8</b>	<b>2.9</b>	<b>29</b>	<b>10.6</b>	<b>64t</b>	<b>293</b>	<b>26.1</b>	
<b>Opponents</b>	<b>260</b>	<b>134</b>	<b>1626</b>	<b>51.5</b>	<b>6.25</b>	<b>13</b>	<b>5.0</b>	<b>29</b>	<b>11.2</b>	<b>61t</b>	<b>150</b>	<b>48.2</b>	

Scoring	TD	Ru	Pa	Rt	PAT	FG	S	Pts
Fritsch	1	0	0	1	5/6	6/16	0	29
Canadeo	4	4	0	0				24
Schlinkman	4	4	0	0				0
*Earhart	3	1	2	0				0
Goodnight	3	0	3	0				0
Luhn	2	2	0	2				0
Cody	0	0	0	0	11/13	0/0	0	12
Forte	1	0	1	0				0
Jacobs	1	1	0	0				0
Roskie	1	1	0	0				0
<b>Packers</b>	<b>20</b>	<b>11</b>	<b>8</b>	<b>1</b>	<b>16/19</b>	<b>6/16</b>	<b>0</b>	<b>154</b>
<b>Opponents</b>	<b>39</b>	<b>21</b>	<b>13</b>	<b>5</b>	<b>38/39</b>	<b>6/14</b>	<b>0</b>	<b>290</b>

Interceptions	No	Yds	Avg	Long	TD
Cook	6	81	13.5	27	0
Comp.	5	86	17.2	28	0
Forte	5	56	11.2	40	0
Flowers	4	21	5.3	19	0
Canadeo	3	26	8.7	25	0
Wilson	2	13	6.5	13	0
Fritsch	1	52	52.0	52	0
*Girard	1	34	34.0	34	0
*Rhodemyre	1	24	24.0	24	0
Roskie	1	12	12.0	12	0
<b>Packers</b>	<b>29</b>	<b>405</b>	<b>14</b>	<b>52</b>	<b>0</b>
<b>Opponents</b>	<b>29</b>	<b>457</b>	<b>15.8</b>	<b>82t</b>	<b>3</b>

Punting	No	Yds	Avg	TB	In	Lg	B
Jacobs	69	2782	40.3	-	-	78	1
*Girard	8	320	40.0	-	-	49	0
Canadeo	1	38	38.0	-	-	38	0
<b>Packers</b>	<b>78</b>	<b>3140</b>	<b>40.3</b>	-	-	<b>78</b>	<b>1</b>
<b>Opponents</b>	<b>70</b>	<b>3029</b>	<b>43.3</b>	-	-	<b>88</b>	<b>0</b>

Punt Returns	Ret	FC	Yds	Avg	Long	TD
*Provo	18	-	208	11.6	40	0
*Earhart	11	-	137	12.5	27	0
*E.Smith	8	-	71	8.9	27	0
Canadeo	4	-	55	13.8	20	0
Comp.	3	-	35	11.7	16	0
Cook	2	-	18	9.0	14	0
Jacobs	1	-	3	3.0	3	0
<b>Packers</b>	<b>47</b>	<b>-</b>	<b>527</b>	<b>11.2</b>	<b>40</b>	<b>0</b>
<b>Opponents</b>	<b>38</b>	<b>-</b>	<b>473</b>	<b>12.4</b>	<b>49t</b>	<b>1</b>

Kickoff Returns	No	Yds	Avg	Long	TD
*E.Smith	12	287	23.9	36	0
*Provo	10	205	20.5	28	0
Canadeo	9	166	18.4	28	0
Schlinkman	4	89	22.3	34	0
Luhn	3	18	6.0	11	0
Cody	2	31	15.5	20	0
*Earhart	2	51	25.5	27	0
Forte	2	30	15.0	17	0
Fritsch	1	17	17.0	17	0
*Girard	1	20	20.0	20	0
Goodnight	1	12	12.0	12	0
<b>Packers</b>	<b>47</b>	<b>926</b>	<b>19.7</b>	<b>36</b>	<b>0</b>
<b>Opponents</b>	<b>22</b>	<b>611</b>	<b>27.8</b>	<b>96t</b>	<b>1</b>

## Primary Players by Position

<b>E</b>	T.Cook	QB	J.Jacobs
	L.Craig	HB	T.Canadeo
	C.Goodnight		I.Comp
	N.Luhn		*R.Earhart
	D.Wells		B.Forte
	G.Wilson		*J.Girard
<b>T</b>	P.Lipscomb		*F.Provo
	E.Neal		*E.Smith
	U.Odson	FB	E.Cody
	B.Ray		T.Fritsch
<b>C</b>	*L.Baxter		W.Schlinkman
	B.Flowers		
	*J.Rhodemyre		
<b>G</b>	E.Bell		
	R.Davis		
	*L.Olsonoski		
	D.Tassos		
	E.Vogds		
	D.Wildung		



# 1949 2-10-0, .167, FIFTH, WESTERN DIVISION

Head Coach: Earl "Curly" Lambeau		GB	Opp	Attend	Site	
S 25	Chicago Bears (GB)	L	0	17	25,571	CtS
O 2	Los Angeles Rams (GB)	L	7	48	24,308	CtS
O 7	@ New York Bulldogs	W	19	0	5,099	PG
O 16	Chicago Cardinals (Milw)	L	17	39	18,464	SFP
O 23	@ Los Angeles Rams	L	7	35	37,546	LAC
O 30	Detroit Lions (Milw)	W	16	14	10,855	SFP
N 6	@ Chicago Bears	L	3	24	47,218	WF
N 13	New York Giants (GB)	L	10	30	20,151	CtS
N 20	Pittsburgh Steelers (Milw)	L	7	30	5,483	SFP
N 27	@ Chicago Cardinals	L	21	41	16,787	CoP
D 4	@ Washington Redskins	L	0	30	23,200	GrS
D 11	@ Detroit Lions	L	7	21	12,576	BrS
			114	329	247,258	

Home: 1-5 (104,832) Away: 1-5 (142,426)

	GB	Opp	Rushing	No	Yds	Avg	Long	TD
<b>Total First Downs</b>	182	218	Canadeo	208	1052	5.1	54	4
Rushing	99	110	Fritsch	69	227	3.3	27	1
Passing	68	89	Girard	45	198	4.4	35	1
Penalty	15	19	Schlinkman	47	196	4.2	37	0
<b>Total Net Yards</b>	3119	3999	Forte	40	135	3.4	25	0
Avg. Per Game	259.9	333.3	*Summerhays	29	101	3.5	14	0
Total Plays	802	794	Earhart	20	54	2.7	14	0
Avg. Per Play	3.9	5.0	Cifers	23	52	2.3	19	0
<b>Net Yards Rushing</b>	2061	2077	*Heath	10	25	2.5	18	1
Avg. Per Game	171.8	173.1	Smith	9	15	1.7	-	0
Total Rushes	503	501	*Kirby	3	6	2.0	8	0
<b>Net Yards Passing</b>	1058	1879	Packers	503	2061	4.1	54	7
Avg. Per Game	88.2	156.6	Opponents	501	2077	4.1	80t	20
Gross Yards	1291	2123	<b>Western Div.</b>					
Att./Completions	299/91	293/139	W	L	T	Pct	Pts	QP
Completion Pct.	30.4	47.4	Los Angeles	8	2	.800	360	239
Had Intercepted	29	20	Chi. Bears	9	3	.750	332	218
<b>Yards Gained/Laterals</b>	0	43	Chi. Cardinals	6	5	.545	360	301
<b>Punts/Average</b>	87/40.2	68/39.8	Detroit	4	8	.333	237	259
<b>Penalties/Yards</b>	76/722	91/836	Green Bay	2	10	.167	114	329
<b>Fumbles/Ball Lost</b>	32/16	23/15	<b>Receiving</b>					
<b>Touchdowns</b>	14	42	Cook	25	442	17.7	50	1
Rushing	7	20	*Kelley	17	222	13.1	32	1
Passing	5	15	Luhn	15	169	11.3	30	1
Returns	2	7	Forte	7	85	12.1	28	0

By Quarter	Q1	Q2	Q3	Q4	OT	Pts
Packers	6	47	26	35	0	114
Opponents	95	47	83	104	0	329

### Primary Players by Position

E	T.Cook	QB	*S.Heath
	L.Craig		J.Jacobs
	*B.Kelley	HB	T.Canadeo
	N.Luhn		B.Cifers
T	*D.Orlich		R.Earhart
	S.Pritko		B.Forte
	*J.Ethridge		J.Girard
	*L.Ferry	FB	T.Fritsch
	G.Johnson		W.Schlinkman
	P.Lipscomb		*B.Summerhays
G	E.Neal		
	U.Odson		
	E.Bell		
	*P.Burris		
C	R.Eason		
	D.Tassos		
	E.Vogds		
	D.Wildung		

Interceptions	No	Yds	Avg	Long	TD
Cook	5	52	10.4	30	0
Rhodemyre	4	12	3.0	9	0
Comp.	3	24	8.0	14	0
Jacobs	2	26	13.0	26	0
Forte	2	17	8.5	17	0
Girard	1	41	41.0	41	0
Tassos	1	10	10.0	10	0
Harding	1	5	5.0	5	0
*Burris	1	0	0.0	0	0
<b>Packers</b>	<b>20</b>	<b>187</b>	<b>9.4</b>	<b>41</b>	<b>0</b>
<b>Opponents</b>	<b>29</b>	<b>406</b>	<b>14.0</b>	<b>68</b>	<b>4</b>

Punting	No	Yds	Avg	TB	In	Lg	B
Girard	69	2694	39.0	-	-	72	3
Jacobs	17	757	44.5	-	-	58	0
Cifers	1	49	49.0	-	-	49	0
<b>Packers</b>	<b>87</b>	<b>3500</b>	<b>40.2</b>	-	-	<b>72</b>	<b>3</b>
<b>Opponents</b>	<b>68</b>	<b>2708</b>	<b>39.8</b>	-	-	<b>82</b>	<b>1</b>

Punt Returns	Ret	FC	Yds	Avg	Long	TD
Earhart	14	-	161	11.5	57t	1
Girard	11	-	70	6.4	11	0
*Kirby	8	-	48	6.0	13	0
Smith	2	-	9	4.5	9	0
Forte	1	-	13	13.0	13	0
Jacobs	1	-	9	9.0	9	0
<b>Packers</b>	<b>37</b>	-	<b>310</b>	<b>8.4</b>	<b>57t</b>	<b>1</b>
<b>Opponents</b>	<b>50</b>	-	<b>932</b>	<b>18.6</b>	<b>85</b>	<b>3</b>

Kickoff Returns	No	Yds	Avg	Long	TD
*Kirby	14	315	22.5	34	0
Earhart	11	187	17.0	30	0
Forte	7	159	22.7	36	0
Canadeo	2	20	10.0	12	0
Girard	2	45	22.5	24	0
Smith	2	36	18.0	21	0
Cook	1	7	7.0	7	0
Fritsch	1	23	23.0	23	0
Schlinkman	1	23	23.0	23	0
Vogds	1	0	0.0	0	0
<b>Packers</b>	<b>42</b>	<b>815</b>	<b>19.4</b>	<b>36</b>	<b>0</b>
<b>Opponents</b>	<b>29</b>	<b>583</b>	<b>20.1</b>	<b>48</b>	<b>0</b>

Passing	Att	Cmp	Yds	Cmp%	Yds/Att	TD	TD%	Int	Int%	LG	Sck	Yds	Rtng
Girard	175	62	881	35.4	5.03	4	2.3	12	6.9	50	-	-	31.6
*Heath	106	26	355	24.5	3.35	1	0.9	14	13.2	42	-	-	4.6
Jacobs	16	3	55	18.8	3.44	0	0.0	3	18.8	39	-	-	1.8
Forte	1	0	0	0.0	0.00	0	0.0	0	0.0	0	-	-	39.6
Fritsch	1	0	0	0.0	0.00	0	0.0	0	0.0	0	-	-	39.6
<b>Packers</b>	<b>299</b>	<b>91</b>	<b>1291</b>	<b>30.4</b>	<b>4.32</b>	<b>5</b>	<b>1.7</b>	<b>29</b>	<b>9.7</b>	<b>50</b>	<b>233</b>	<b>11.4</b>	
<b>Opponents</b>	<b>292</b>	<b>138</b>	<b>2123</b>	<b>47.3</b>	<b>7.27</b>	<b>15</b>	<b>5.1</b>	<b>20</b>	<b>6.8</b>	<b>64t</b>	<b>244</b>	<b>60.3</b>	

\* — rookie

COMMUNITY  
ADMIN. & COACHES  
VETERANS  
DRAFT & FREE AGENTS  
2022 REVIEW  
1949  
LAMBEAU FIELD  
MISC.

# 3-9-0, .250, FIFTH (TIE), NATIONAL CONFERENCE 1950

Head Coach: Gene Ronzani		GB	Opp	Attend	Site
S 17	Detroit Lions (GB)	L	7 45	22,096	CIS
S 24	Washington Redskins (Milw)	W	35 21	14,109	SFP
O 1	Chicago Bears (GB)	W	31 21	24,893	CIS
O 8	New York Yanks (GB)	L	31 44	23,871	CIS
O 15	@ Chicago Bears	L	14 28	51,065	WF
O 19	@ New York Yanks	L	17 35	13,661	YS
N 5	@ Baltimore Colts	L	21 41	12,971	BMS
N 12	Los Angeles Rams (Milw)	L	14 45	20,456	SFP
N 19	@ Detroit Lions	L	21 24	17,752	BrS
N 26	San Francisco 49ers (GB)	W	25 21	13,196	CIS
D 3	@ Los Angeles Rams	L	14 51	39,323	LAC
D 10	@ San Francisco 49ers	L	14 30	20,797	KS
			244 406	274,190	

Home: 3-3 (118,621)    Away: 0-6 (155,569)

Scoring	TD	Ru	Pa	Rt	PAT	FG	\$	PTS
Grimes	8	5	1	2				0 48
Fritsch	0	0	0	0	30/33	3/17	0	0 39
Canadeo	4	4	0	0				0 24
Baldwin	3	0	3	0				0 18
*Cloud	3	3	0	0				0 18
Cook	3	0	3	0				0 18
*Coutre	3	1	2	0				0 18
*Reid	3	1	2	0				0 18
Pritko	2	0	2	0				0 12
Christman	1	1	0	0				0 6
Dreyer	1	0	0	1				0 6
Mann	1	0	1	0				0 6
Orlich	1	0	0	1				0 6
*Steiner	1	0	0	1				0 6
*Tonnmaker	0	0	0	0	1/1	0/0	0	1
<b>Packers</b>	<b>34</b>	<b>15</b>	<b>14</b>	<b>5</b>	<b>31/34</b>	<b>3/17</b>	<b>0</b>	<b>244</b>
<b>Opponents</b>	<b>56</b>	<b>23</b>	<b>24</b>	<b>9</b>	<b>50/56</b>	<b>6/13</b>	<b>1</b>	<b>406</b>

	GB	Opp	Rushing	No	Yds	Avg	Long	TD
<b>Total First Downs</b>	174	220	Grimes	84	480	5.7	73t	5
Rushing	82	91	*Reid	87	394	4.5	57	1
Passing	70	110	*Coutre	41	283	6.9	53	1
Penalty	22	19	Canadeo	93	247	2.7	15	4
<b>Total Net Yards</b>	3210	4473	*Rote	27	158	5.9	29	0
Avg. Per Game	267.5	372.8	*Cloud	18	52	2.9	13	3
Total Plays	765	801	Girard	14	39	2.8	11	0
Avg. Per Play	4.2	5.6	Christman	7	18	2.6	4	1
<b>Net Yards Rushing</b>	1706	1885	Boedeker	8	16	2.0	8	0
Avg. Per Game	142.2	157.1	Fritsch	7	13	1.9	5	0
Total Rushes	398	422	Forte	9	13	1.4	11	0
<b>Net Yards Passing</b>	1504	2588	*Cannava	1	2	2.0	2	0
Avg. Per Game	125.3	215.7	Dreyer	1	0	0.0	0	0
Gross Yards	1831	2818	*O'Malley	1	-9	-9.0	-9	0
Att./Completions	367/140	379/185	<b>Packers</b>	<b>398</b>	<b>1706</b>	<b>4.3</b>	<b>73t</b>	<b>15</b>
Completion Pct.	38.1	48.8	<b>Opponents</b>	<b>422</b>	<b>1885</b>	<b>4.5</b>	<b>96t</b>	<b>23</b>
Had Intercepted	37	27						

Interceptions	No	Yds	Avg	Long	TD
*Steiner	7	190	27.1	94t	1
Dreyer	5	62	12.4	34	1
Baldwin	5	35	7.0	22	0
Wizbicki	2	38	19.0	34	0
Girard	1	6	6.0	6	0
Forte	1	5	5.0	5	0
*Tonnmaker	1	1	1.0	1	0
Orlich	1	0	0.0	0	0
Schuette	1	0	0.0	0	0
Spencer	1	0	0.0	0	0
Summerhays	1	0	0.0	0	0
Wimberly	1	0	0.0	0	0
<b>Packers</b>	<b>27</b>	<b>337</b>	<b>12.5</b>	<b>94t</b>	<b>2</b>
<b>Opponents</b>	<b>37</b>	<b>575</b>	<b>15.5</b>	<b>56t</b>	<b>5</b>

By Quarter	Q1	Q2	Q3	Q4	OT	Pts
Packers	41	58	77	68	0	244
Opponents	53	123	127	103	0	406

National Conf.	W	L	T	Pct	Pts	OP
Los Angeles	9	3	0	.750	466	309
Chi. Bears	9	3	0	.750	279	207
N.Y. Yanks	7	5	0	.583	366	367
Detroit	6	6	0	.500	321	285
<b>Green Bay</b>	<b>3</b>	<b>9</b>	<b>0</b>	<b>.250</b>	<b>244</b>	<b>406</b>
San Francisco	3	9	0	.250	213	300
Baltimore	1	11	0	.083	213	462

Punting	No	Yds	Avg	TB	In	Ln	B
Girard	71	2715	38.2	-	-	63	2
Forte	3	107	35.7	-	-	39	0
<b>Packers</b>	<b>74</b>	<b>2822</b>	<b>38.1</b>	-	-	<b>63</b>	<b>2</b>
<b>Opponents</b>	<b>72</b>	<b>2891</b>	<b>40.2</b>	-	-	<b>65</b>	<b>1</b>

Punt Returns	Ret	FC	Yds	Avg	Long	TD
Grimes	29	-	555	19.1	85t	2
Boedeker	5	-	49	9.8	12	0
Canadeo	5	-	68	13.6	21	0
Dreyer	3	-	48	16.0	22	0
*Cannava	2	-	9	4.5	9	0
<b>Packers</b>	<b>44</b>	-	<b>729</b>	<b>16.6</b>	<b>85t</b>	<b>2</b>
<b>Opponents</b>	<b>49</b>	-	<b>372</b>	<b>7.6</b>	<b>29</b>	<b>0</b>

Kickoff Returns	No	Yds	Avg	Long	TD
Grimes	26	600	23.1	36	0
Canadeo	16	411	25.7	48	0
Burris	3	18	6.0	11	0
*DiPiero	3	42	14.0	26	0
Forte	3	73	24.3	34	0
Fritsch	2	34	17.0	19	0
Boedeker	1	20	20.0	20	0
*Cannava	1	10	10.0	10	0
Girard	1	25	25.0	25	0
<b>Packers</b>	<b>56</b>	<b>1233</b>	<b>22.0</b>	<b>48</b>	<b>0</b>
<b>Opponents</b>	<b>41</b>	<b>845</b>	<b>20.6</b>	<b>50</b>	<b>0</b>

### Primary Players by Position

E	A. Baldwin	QB	P. Christman
	T. Cook		*T. Rote
	D. Orlich	HB	*R. Steiner
	S. Pritko		B. Boedeker
T	A. Wimberly		T. Canadeo
	E. Ecker		*L. Coutre
	*C. McGeary		W. Dreyer
	E. Neal		B. Forte
G	J. Spencer		J. Girard
	*D. Stansauk		B. Grimes
	D. Wildung		*F. Reid
	P. Burris	FB	A. Wizbicki
C	*R. DiPiero		*J. Cloud
	C. Drulis		T. Fritsch
	*L. Manley		B. Summerhays
	L. Szafaryn		C. Schuette
			*C. Tonnmaker

Receiving	No	Yds	Avg	Long	TD
Baldwin	28	555	19.8	85t	3
Grimes	17	261	15.4	96t	1
*Coutre	17	206	12.1	77t	2
Pritko	17	125	7.4	14	2
Cook	16	182	11.4	21t	3
*Reid	11	120	10.9	44t	2
Canadeo	10	54	5.4	20	0
Mann	6	89	14.8	40	1
*Manley	5	66	13.2	18	0
Girard	4	89	22.3	55	0
*Cloud	3	19	6.3	13	0
Wimberly	2	18	9.0	10	0
Forte	2	9	4.5	10	0
*Cannava	1	28	28.0	28	0
Boedeker	1	10	10.0	10	0
<b>Packers</b>	<b>140</b>	<b>1831</b>	<b>13.1</b>	<b>96t</b>	<b>14</b>
<b>Opponents</b>	<b>185</b>	<b>2818</b>	<b>15.2</b>	<b>74t</b>	<b>24</b>

\* — rookie

Passing	Att	Cmp	Yds	Cmp%	Yds/Att	TD	TD%	Int	Int%	LG	Sck	Yds	Rtg
*Rote	224	83	1231	37.1	5.50	7	3.1	24	10.7	96t	-	-	26.7
Christman	126	51	545	40.5	4.33	7	5.6	7	5.6	44t	-	-	49.2
*O'Malley	15	4	31	26.7	2.07	0	0.0	6	40.0	20	-	-	0.0
Forte	2	2	24	100.0	12.00	0	0.0	0	0.0	14	-	-	116.7
<b>Packers</b>	<b>367</b>	<b>140</b>	<b>1831</b>	<b>38.1</b>	<b>4.99</b>	<b>14</b>	<b>3.8</b>	<b>37</b>	<b>10.1</b>	<b>96t</b>	<b>327</b>	<b>27.8</b>	
<b>Opponents</b>	<b>379</b>	<b>185</b>	<b>2818</b>	<b>48.8</b>	<b>7.44</b>	<b>24</b>	<b>6.3</b>	<b>27</b>	<b>7.1</b>	<b>74t</b>	<b>230</b>	<b>65.2</b>	

COMMUNITY

ADMIN. & COACHES

VETERANS

DRAFT & FREE AGENTS

2022 REVIEW

1950

LAMBEAU FIELD

MISC.

# 1951 3-9-0, .250, FIFTH, NATIONAL CONFERENCE

Head Coach: Gene Ronzani

	GB	Opp	Attend	Site	
S 30 Chicago Bears (GB)	L	20	31	24,666	CtS
O 7 Pittsburgh Steelers (Milw)	W	35	33	8,324	SFP
O 14 Philadelphia Eagles (GB)	W	37	24	18,489	CtS
O 21 Los Angeles Rams (Milw)	L	0	28	21,393	SFP
O 28 @ New York Yanks	W	29	27	7,351	YS
N 4 Detroit Lions (GB)	L	17	24	18,800	CtS
N 11 @ Pittsburgh Steelers	L	7	28	20,080	FoF
N 18 @ Chicago Bears	L	13	24	36,771	WF
N 22 @ Detroit Lions	L	35	52	32,247	BrS
D 2 New York Yanks (GB)	L	28	31	14,297	CtS
D 9 @ San Francisco 49ers	L	19	31	15,121	KS
D 16 @ Los Angeles Rams	L	14	42	23,698	LAC
		254	375	241,237	

Home: 2-4 (105,969) Away: 1-5 (135,268)

	GB	Opp	Rushing	No	Yds	Avg	Long	TD	Interceptions	No	Yds	Avg	Long	TD		
<b>Total First Downs</b>	218	236	Rote	76	523	6.9	55t	3	Girard	5	25	5.0	15	0		
Rushing	75	127	*Cone	56	190	3.4	16	1	*Loomis	4	103	25.8	66	0		
Passing	115	95	Canadeo	54	131	2.4	15	1	Davis	4	37	9.3	25	0		
Penalty	28	14	Grimes	44	123	2.8	18t	1	Steiner	3	4	1.3	3	0		
<b>Total Net Yards</b>	3753	4470	Reid	23	73	3.2	33	0	Summerhays	2	112	56.0	88t	1		
Avg. Per Game	312.8	372.5	Cloud	29	61	2.1	19	1	Collins	2	0	0.0	-	0		
Total Plays	791	809	*Pelfrey	3	44	14.7	24	0	*Ruetz	1	11	11.0	11	0		
Avg. Per Play	4.7	5.5	Moselle	12	23	1.9	7	1	Moselle	1	0	0.0	0	0		
<b>Net Yards Rushing</b>	1196	2152	Girard	4	20	5.0	32	0	<b>Packers</b>	<b>22</b>	<b>292</b>	<b>13.3</b>	<b>88t</b>	<b>1</b>		
Avg. Per Game	99.7	179.3	Mann	2	9	4.5	9	0	<b>Opponents</b>	<b>29</b>	<b>387</b>	<b>13.3</b>	<b>40</b>	<b>1</b>		
Total Rushes	313	496	Collins	5	4	0.8	1	0								
<b>Net Yards Passing</b>	2557	2318	Thomason	5	-5	-1.0	10	0	<b>Punting</b>	<b>No</b>	<b>Yds</b>	<b>Avg</b>	<b>TB</b>	<b>In</b>	<b>Lg</b>	<b>B</b>
Avg. Per Game	213.1	193.2	<b>Packers</b>	<b>313</b>	<b>1196</b>	<b>3.8</b>	<b>55t</b>	<b>8</b>	Girard	52	2101	40.4	-	-	66	0
Gross Yards	2846	2535	<b>Opponents</b>	<b>496</b>	<b>2152</b>	<b>4.3</b>	<b>85t</b>	<b>22</b>	*Pelfrey	5	220	44.0	-	-	46	0
Att./Completions	478/231	313/157							Collins	2	81	40.5	-	-	49	0
Completion Pct.	48.3	50.2							*Cone	1	47	47.0	-	-	47	0
Had Intercepted	29	22							Rote	1	55	55.0	-	-	55	0

	GB	Opp
<b>Punts/Average</b>	61/41.0	62/37.6
<b>Penalties/Yards</b>	90/790	99/924
<b>Fumbles/Ball Lost</b>	23/15	23/13
<b>Touchdowns</b>	35	50
Rushing	8	22
Passing	26	25
Returns	1	3

National Conf.	W	L	T	Pct	Pts	OP
Los Angeles	8	4	0	.667	392	261
Detroit	7	4	1	.636	336	259
San Francisco	7	4	1	.636	255	205
Chi. Bears	7	5	0	.583	286	282
<b>Green Bay</b>	<b>3</b>	<b>9</b>	<b>0</b>	<b>.250</b>	<b>254</b>	<b>375</b>
N.Y. Yanks	1	9	2	.100	241	382

By Quarter	Q1	Q2	Q3	Q4	OT	Pts
Packers	62	56	44	92	0	254
Opponents	68	96	86	125	0	375

Receiving	No	Yds	Avg	Long	TD
Mann	50	696	13.9	52	8
*Pelfrey	38	462	12.2	49t	5
*Elliott	35	317	9.1	33t	5
*Cone	28	315	11.3	49	0
Canadeo	22	226	10.3	46	2
Grimes	15	170	11.3	38t	1
Moselle	14	233	16.6	85	2
Girard	10	220	22.0	75t	2
Reid	9	115	12.8	29	0
Cloud	3	16	5.3	6t	1
Davis	1	15	15.0	15	0
*Moje	1	11	11.0	11	0
Wimberly	1	10	10.0	10	0
*Loomis	1	9	9.0	9	0
Orlich	1	9	9.0	9	0
Jansante	1	6	6.0	6	0
Collins	1	5	5.0	5	0
Rote	0	11	-	-	0
<b>Packers</b>	<b>231</b>	<b>2846</b>	<b>12.3</b>	<b>85</b>	<b>26</b>
<b>Opponents</b>	<b>157</b>	<b>2535</b>	<b>16.1</b>	<b>81t</b>	<b>25</b>

\* — rookie

Passing	Ait	Cmp	Yds	Cmp%	Yds/Att	TD	TD%	Int	Int%	Lg	Sck	Yds	Rtng
Rote	256	106	1540	41.4	6.02	15	5.9	20	7.8	85	-	-	48.6
Thomason	221	125	1306	56.6	5.91	11	5.0	9	4.1	75t	-	-	73.5
Reid	1	0	0	0.0	0.00	0	0.0	0	0.0	0	-	-	39.6
<b>Packers</b>	<b>478</b>	<b>231</b>	<b>2846</b>	<b>48.3</b>	<b>5.95</b>	<b>26</b>	<b>5.4</b>	<b>29</b>	<b>6.1</b>	<b>85</b>	<b>289</b>	<b>60.0</b>	
<b>Opponents</b>	<b>313</b>	<b>157</b>	<b>2535</b>	<b>50.2</b>	<b>8.10</b>	<b>25</b>	<b>8.0</b>	<b>22</b>	<b>7.0</b>	<b>81t</b>	<b>217</b>	<b>75.0</b>	

## Primary Players by Position

E	*C.Elliott	QB	T.Rote
	B.Mann		B.Thomason
	*J.Martinkovic	HB	T.Canadeo
	D.Orlich		A.Collins
	*R.Pelfrey		H.Davis
	A.Wimberly		J.Girard
T	E.Ecker		B.Grimes
	*H.Ruetz		*A.Loomis
	J.Spencer		D.Moselle
	D.Widung		F.Reid
G	*D.Afflis		R.Steiner
	P.Burris	FB	*F.Cone
	L.Manley		B.Summerhays
	*W.Michaels		
	H.Nichols		
	C.Schroll		
	D.Stephenson		
C	J.Rhodemyre		
	C.Schuette		

COMMUNITY

ADMIN. & COACHES

VETERANS

DRAFT & FREE AGENTS

2022 REVIEW

1951

LAMBEAU FIELD

MISC.

# 6-6-0, .500, FOURTH, NATIONAL CONFERENCE 1952

Head Coach: Gene Ronzani		GB	Opp	Attend	Site
S 28	Chicago Bears (GB)	L	14 24	24,656	Cts
O 5	Washington Redskins (Milw)	W	35 20	9,657	Mqs
O 12	Los Angeles Rams (Milw)	L	28 30	21,693	Mqs
O 18	@ Dallas Texans	W	24 14	14,000	CB
O 26	Detroit Lions (GB)	L	17 52	24,656	Cts
N 2	Philadelphia Eagles (Milw)	W	12 10	10,149	Mqs
N 9	@ Chicago Bears	W	41 28	41,751	WF
N 16	@ New York Giants	W	17 3	26,723	PG
N 23	Dallas Texans (GB)	W	42 14	16,340	Cts
N 27	@ Detroit Lions	L	24 48	39,101	Brs
D 7	@ Los Angeles Rams	L	27 45	49,822	LAC
D 14	@ San Francisco 49ers	L	14 24	17,579	KS
			295 312	296,127	

Home: 3-3 (107,151)    Away: 3-3 (188,976)

Scoring	TD	Ru	Pa	Pt	PAT	FG	S	PTS
*Howton	13	0	13	0				0 78
Cone	3	2	1	0	32/34	1/1	0	53
Mann	6	0	6	0				0 36
*Reichardt	1	1	0	0	5/5	5/20	0	26
Reid	4	2	2	0				0 24
Canadeo	3	2	1	0				0 18
Rote	3	2	1	0				0 18
Martinkovic	2	0	0	2				0 12
Elliott	1	0	1	0				0 6
*Floyd	1	1	0	0				0 6
Keane	1	0	1	0				0 6
Loomis	1	0	0	1				0 6
*Parilli	1	1	0	0				0 6
<b>Packers</b>	<b>40</b>	<b>15</b>	<b>26</b>	<b>3</b>	<b>37/39</b>	<b>6/21</b>	<b>0</b>	<b>295</b>
<b>Opponents</b>	<b>40</b>	<b>15</b>	<b>17</b>	<b>8</b>	<b>39/40</b>	<b>11/20</b>	<b>0</b>	<b>312</b>

	GB	Opp	Rushing	No	Yds	Avg	Long	TD
<b>Total First Downs</b>	197	202	Cone	58	313	5.4	30	2
Rushing	84	87	Rote	70	276	3.9	30T	2
Passing	95	97	*Floyd	61	236	3.9	17	1
Penalty	18	18	Canadeo	65	191	2.9	35	2
<b>Total Net Yards</b>	3859	3269	Reid	58	156	2.7	14	2
Avg. Per Game	321.6	272.4	*Reichardt	39	121	3.1	14	1
Total Plays	742	755	*Parilli	32	106	3.3	19	1
Avg. Per Play	5.2	4.3	Grimes	17	59	3.5	31	0
<b>Net Yards Rushing</b>	1485	1507	Self	0	21	-	21	0
Avg. Per Game	123.8	125.6	*Robinson	3	4	1.3	4	0
Total Rushes	405	415	Pearson	2	2	1.0	2	0
<b>Net Yards Passing</b>	2374	1762	<b>Packers</b>	<b>405</b>	<b>1485</b>	<b>3.7</b>	<b>35</b>	<b>11</b>
Avg. Per Game	197.8	146.8	<b>Opponents</b>	<b>415</b>	<b>1507</b>	<b>3.6</b>	<b>74</b>	<b>15</b>
Gross Yards	2688	2205						
Att./Completions	337/161	340/162						
Completion Pct	47.8	47.6						
Had Intercepted	25	22						
<b>Punts/Average</b>	65/40.7	72/39.0						
<b>Penalties/Yards</b>	83/739	96/752						
<b>Fumbles/Ball Lost</b>	40/31	28/19						
<b>Touchdowns</b>	40	40						
Rushing	11	15						
Passing	26	17						
Returns	3	8						

National Conf.	W	L	T	Pct	Pts	OP
Detroit	9	3	0	.750	344	192
Los Angeles	9	3	0	.750	349	234
San Francisco	7	5	0	.583	285	221
<b>Green Bay</b>	<b>6</b>	<b>6</b>	<b>0</b>	<b>.500</b>	<b>295</b>	<b>312</b>
Chi. Bears	5	7	0	.417	245	326
Dallas Texans	1	11	0	.083	182	427

Interceptions	No	Yds	Avg	Long	TD
Loomis	4	115	28.8	45T	1
Forté	4	50	12.5	25	0
*Dillon	4	35	8.8	17	0
Moselle	3	2	0.7	2	0
Sandifer	2	25	12.5	19	0
M. Johnson	2	22	11.0	22	0
Wimberly	1	5	5.0	5	0
Self	1	0	0.0	0	0
*Teteak	1	0	0.0	0	0
<b>Packers</b>	<b>22</b>	<b>254</b>	<b>11.5</b>	<b>45T</b>	<b>1</b>
<b>Opponents</b>	<b>25</b>	<b>339</b>	<b>13.6</b>	<b>80T</b>	<b>3</b>

Punting	No	Yds	Avg	TB	In	Lg	B
*Parilli	65	2645	40.7	-	-	63	0
<b>Packers</b>	<b>65</b>	<b>2645</b>	<b>40.7</b>	-	-	<b>63</b>	<b>0</b>
<b>Opponents</b>	<b>72</b>	<b>2808</b>	<b>39.0</b>	-	-	<b>68</b>	<b>2</b>

Punt Returns	Ret	FC	Yds	Avg	Long	TD
Grimes	18	-	179	9.9	72	0
Loomis	8	-	83	10.4	31	0
Moselle	7	-	77	11.0	24	0
*Dillon	2	-	22	11.0	13	0
Sandifer	2	-	5	2.5	5	0
Canadeo	1	-	4	4.0	4	0
<b>Packers</b>	<b>38</b>	<b>-</b>	<b>370</b>	<b>9.7</b>	<b>72</b>	<b>0</b>
<b>Opponents</b>	<b>36</b>	<b>-</b>	<b>281</b>	<b>7.8</b>	<b>65T</b>	<b>1</b>

Kickoff Returns	No	Yds	Avg	Long	TD
Grimes	18	422	23.4	34	0
Loomis	10	207	20.7	34	0
*Floyd	5	75	15.0	26	0
Moselle	5	83	16.6	26	0
Self	3	85	28.3	33	0
Canadeo	2	62	31.0	40	0
Cone	2	23	11.5	13	0
*Robinson	2	49	24.5	26	0
*Dees	1	20	20.0	20	0
Martinkovic	1	0	0.0	0	0
Pelfrey	1	26	26.0	26	0
*Reichardt	1	19	19.0	19	0
*Schmidt	1	14	14.0	14	0
<b>Packers</b>	<b>52</b>	<b>1085</b>	<b>20.9</b>	<b>40</b>	<b>0</b>
<b>Opponents</b>	<b>51</b>	<b>1312</b>	<b>25.7</b>	<b>89T</b>	<b>2</b>

\* - rookie

## Primary Players by Position

E	C. Elliott	DE	*H. Faverty
	*B. Howton		J. Martinkovic
	J. Keane	DT	*D. Hanner
	B. Mann		*T. Johnson
	A. Wimberly		*D. Logan
T	*B. Dees	LB	W. Serini
	*S. Dowden		B. Forté
G	D. Afflis		*D. Teteak
	R. Bray	DB	*B. Dillon
	*S. Ruzich		A. Loomis
	D. Stephenson		D. Sandifer
C	J. Rhodemyre		
	*G. Schmidt		
QB	*B. Parilli		
	T. Rote		
HB	T. Canadeo		
	B. Grimes		
	D. Moselle		
	F. Reid		
	C. Self		
FB	F. Cone		
	*B. Floyd		
	*B. Reichardt		

Passing	Att	Cmp	Yds	Cmp%	Yds/Att	TD	TD%	Int	Int%	Lg	Sck	Yds	Rtng
*Parilli	177	77	1416	43.5	8.00	13	7.3	17	9.6	90T	-	-	56.6
Rote	157	82	1268	52.2	8.08	13	8.3	8	5.1	81T	-	-	85.6
Forté	2	2	4	100.0	2.00	0	0.0	0	0.0	5	-	-	79.2
Canadeo	1	0	0	0.0	0.00	0	0.0	0	0.0	0	-	-	39.6
<b>Packers</b>	<b>337</b>	<b>161</b>	<b>2688</b>	<b>47.8</b>	<b>7.98</b>	<b>26</b>	<b>7.7</b>	<b>25</b>	<b>7.4</b>	<b>90T</b>	<b>314</b>	<b>314</b>	<b>69.9</b>
<b>Opponents</b>	<b>340</b>	<b>162</b>	<b>2205</b>	<b>47.6</b>	<b>6.49</b>	<b>17</b>	<b>5.0</b>	<b>22</b>	<b>6.5</b>	<b>78T</b>	<b>443</b>	<b>443</b>	<b>58.5</b>



# 1953 2-9-1, .182, SIXTH, WESTERN CONFERENCE

Head Coach:	Gene Ronzani #	GB	Opp	Attend	Site	
S 27	Cleveland Browns (Milw)	L	0	27	22,604	CoS
O 4	Chicago Bears (GB)	L	13	17	24,835	CtS
O 11	Los Angeles Rams (Milw)	L	20	38	23,353	CoS
O 18	Baltimore Colts (GB)	W	37	14	18,713	CtS
O 24	@ Pittsburgh Steelers	L	14	31	22,918	FoF
O 31	@ Baltimore Colts	W	35	24	33,797	BMS
N 8	@ Chicago Bears	T	21	21	39,889	WF
N 15	Detroit Lions (GB)	L	7	14	20,834	CtS
N 22	San Francisco 49ers (Milw)	L	7	37	16,378	CoS
N 26	@ Detroit Lions	L	15	34	52,607	BrS
D 6	@ San Francisco 49ers	L	14	48	31,337	KS
D 12	@ Los Angeles Rams	L	17	33	23,069	LAC
			200	338	330,334	

Home: 1-5 (126,717) Away: 1-4-1 (203,617)  
 # — Ray "Scooter" McLean and Hugh Devore served as co-head coaches for last two games of season

	GB	Opp
<b>Total First Downs</b> .....	189	199
Rushing .....	93	95
Passing .....	79	91
Penalty .....	17	13
<b>Total Net Yards</b> .....	3220	3851
Avg. Per Game .....	268.3	320.9
Total Plays .....	776	719
Avg. Per Play .....	4.1	5.4
<b>Net Yards Rushing</b> .....	1665	1746
Avg. Per Game .....	138.8	145.5
Total Rushes .....	424	407
<b>Net Yards Passing</b> .....	1555	2105
Avg. Per Game .....	129.6	175.4
Gross Yards .....	1833	2341
Att./Completions .....	352/147	312/144
Completion Pct. ....	41.8	46.2
Had Intercepted .....	34	28
<b>Punts/Average</b> .....	80/37.6	66/41.7
<b>Penalties/Yards</b> .....	67/624	84/617
<b>Fumbles/Ball Lost</b> .....	29/14	28/19
<b>Touchdowns</b> .....	27	44
Rushing .....	14	25
Passing .....	9	15
Returns .....	4	4

By Quarter	Q1	Q2	Q3	Q4	OT	Pts
Packers	52	62	31	55	0	200
Opponents	98	76	92	72	0	338

### Primary Players by Position

E	C.Elliott	DE	G.Hays
	B.Howton		J.Martinkovic
	B.Mann	DT	*B.Forester
	*C.Rush		D.Hanner
T	G.Cifelli		D.Logan
	D.Wildung	LB	B.Forte
	*R.Zatko		D.Teteak
G	D.Afflis		C.Tonnemaker
	B.Brown	DB	A.Loomis
	S.Ruzich		*V.Walker
	D.Stephenson		
	L.Szafaryn		
C	*J.Ringo		
QB	B.Parilli		
	T.Rote		
HB	B.Bailey		
	J.Boone		
	*A.Carmichael		
	L.Coutre		
	*G.Dawson		
	F.Reid		
FB	F.Cone		
	*H.Ferguson		

	GB	Opp	Rushing	No	Yds	Avg	Long	TD
Reid	95	492	5.2	43	3			
Cone	92	301	3.3	41	5			
*Carmichael	49	199	4.1	41	1			
Rote	33	180	5.5	21	0			
Parilli	42	171	4.1	19	4			
*Ferguson	52	134	2.6	12	0			
Papit	6	44	7.3	21	1			
*Barton	7	40	5.7	14	0			
Coutre	22	39	1.8	8	0			
Bailey	13	29	2.2	13	0			
Boone	7	24	3.4	24	0			
*Dawson	5	18	3.6	18	0			
*Rush	1	-6	-6.0	-6	0			
<b>Packers</b>	<b>424</b>	<b>1665</b>	<b>3.9</b>	<b>43</b>	<b>14</b>			
<b>Opponents</b>	<b>407</b>	<b>1746</b>	<b>4.3</b>	<b>58</b>	<b>25</b>			

Western Conf.	W	L	T	Pct	Pts	OP
Detroit	10	2	0	.833	271	205
San Francisco	9	3	0	.750	372	237
Los Angeles	8	3	1	.727	366	236
Chi. Bears	3	8	1	.273	218	262
Baltimore	3	9	0	.250	182	350
<b>Green Bay</b>	<b>2</b>	<b>9</b>	<b>1</b>	<b>.182</b>	<b>200</b>	<b>338</b>

	Receiving	No	Yds	Avg	Long	TD
Howton	25	463	18.5	80	4	
Mann	23	327	14.2	45	2	
Cone	18	165	9.2	30	1	
*Ferguson	15	86	5.7	23	0	
*Rush	14	190	13.6	24	0	
Elliott	13	150	11.5	19	0	
*Carmichael	12	131	10.9	52	0	
Reid	10	100	10.0	26	0	
Bailey	8	119	14.9	50	0	
Boone	6	55	9.2	18	1	
*Barton	2	51	25.5	42	1	
Coutre	1	-4	-4.0	-4	0	
<b>Packers</b>	<b>147</b>	<b>1833</b>	<b>12.5</b>	<b>80</b>	<b>9</b>	
<b>Opponents</b>	<b>144</b>	<b>2341</b>	<b>16.3</b>	<b>97</b>	<b>15</b>	

\* — rookie

	Passing	Att	Cmp	Yds	Cmp%	Yds/Att	TD	TD%	Int	Int%	Lg	Sck	Yds	Rtng
Rote	185	72	1005	38.9	5.43	5	2.7	15	8.1	80	-	-	-	32.4
Parilli	166	74	830	44.6	5.00	4	2.4	19	11.4	45	-	-	-	28.5
Boone	1	-2	100.0	-2.00	0	0.0	0	0.0	-2	-	-	-	-	79.2
<b>Packers</b>	<b>352</b>	<b>147</b>	<b>1833</b>	<b>41.8</b>	<b>5.21</b>	<b>9</b>	<b>2.6</b>	<b>34</b>	<b>9.7</b>	<b>80</b>	<b>278</b>	<b>27.5</b>		
<b>Opponents</b>	<b>312</b>	<b>144</b>	<b>2341</b>	<b>46.2</b>	<b>7.50</b>	<b>15</b>	<b>4.8</b>	<b>28</b>	<b>9.0</b>	<b>97</b>	<b>236</b>	<b>50.4</b>		

Scoring	TD	Ru	Pa	Rt	PAT	Fg	S	Pts
Cone	6	5	1	0	23/25	5/16	0	74
Howton	4	0	4	0	0	0	0	24
Parilli	4	4	0	0	0	0	0	24
Reid	3	3	0	0	0	0	0	18
Mann	2	0	2	0	0	0	0	12
*Barton	1	0	1	0	0	0	0	6
Boone	1	0	1	0	0	0	0	6
*Carmichael	1	1	0	0	0	0	0	6
*Dawson	1	0	0	1	0	0	0	6
Dillon	1	0	0	1	0	0	0	6
Elliott	1	0	0	1	0	0	0	6
Papit	1	1	0	0	0	0	0	6
*Walker	1	0	0	1	0	0	0	6
<b>Packers</b>	<b>27</b>	<b>14</b>	<b>9</b>	<b>4</b>	<b>23/25</b>	<b>5/16</b>	<b>0</b>	<b>200</b>
<b>Opponents</b>	<b>44</b>	<b>25</b>	<b>15</b>	<b>4</b>	<b>41/44</b>	<b>11/22</b>	<b>0</b>	<b>338</b>

Interceptions	No	Yds	Avg	Long	TD
Dillon	9	112	12.4	49	1
Aldridge	5	85	17.0	34	0
*Walker	4	74	18.5	54	1
Johnson	4	39	9.8	36	0
Loomis	4	39	9.8	27	0
Hanner	1	2	2.0	2	0
*Forester	1	0	0.0	0	0
<b>Packers</b>	<b>28</b>	<b>351</b>	<b>12.5</b>	<b>54</b>	<b>2</b>
<b>Opponents</b>	<b>34</b>	<b>407</b>	<b>12.0</b>	<b>67</b>	<b>2</b>

Punting	No	Yds	Avg	TB	In	Lg	B
*Rush	60	2263	37.7	-	-	60	0
Parilli	19	685	36.1	-	-	58	0
Rote	1	57	57.0	-	-	57	0
<b>Packers</b>	<b>80</b>	<b>3005</b>	<b>37.6</b>	-	-	<b>60</b>	<b>0</b>
<b>Opponents</b>	<b>66</b>	<b>2750</b>	<b>41.7</b>	-	-	<b>60</b>	<b>1</b>

Punt Returns	Ret	FC	Yds	Avg	Long	TD
*Carmichael	20	-	199	10.0	52	0
*Dawson	7	-	72	10.3	60	1
Boone	5	-	24	4.8	9	0
Sandifer	3	-	35	11.7	23	0
*Barton	2	-	13	6.5	9	0
Aldridge	1	-	0	0.0	0	0
Coutre	1	-	5	5.0	5	0
<b>Packers</b>	<b>39</b>	-	<b>348</b>	<b>8.9</b>	<b>60</b>	<b>1</b>
<b>Opponents</b>	<b>41</b>	-	<b>232</b>	<b>5.7</b>	<b>71</b>	<b>1</b>

Kickoff Returns	No	Yds	Avg	Long	TD
*Carmichael	26	641	24.7	43	0
*Ferguson	7	123	17.6	30	0
*Dawson	4	102	25.5	33	0
Reid	4	82	20.5	23	0
Coutre	3	52	17.3	27	0
Bailey	2	34	17.0	21	0
Martinkovic	2	12	6.0	8	0
Papit	2	38	19.0	21	0
Teteak	2	62	31.0	47	0
*Barton	1	14	14.0	14	0
*Forester	1	12	12.0	12	0
Loomis	1	19	19.0	19	0
Wildung	1	6	6.0	6	0
<b>Packers</b>	<b>56</b>	<b>1197</b>	<b>21.4</b>	<b>47</b>	<b>0</b>
<b>Opponents</b>	<b>40</b>	<b>851</b>	<b>21.3</b>	<b>47</b>	<b>0</b>

COMMUNITY  
 ADMIN. & COACHES  
 VETERANS  
 DRAFT & FREE AGENTS  
 2022 REVIEW  
 1953  
 LAMBEAU FIELD  
 MISC.

# 4-8-0, .333, FIFTH, WESTERN CONFERENCE 1954

Head Coach: Lisle Blackburn		GB	Opp	Attend	Site
S 26	Pittsburgh Steelers (GB)	L	20 21	20,675	CIS
0 3	Chicago Bears (GB)	L	3 10	24,414	CIS
0 10	San Francisco 49ers (Milw)	L	17 23	15,571	CoS
0 17	Los Angeles Rams (Milw)	W	35 17	17,455	CoS
0 24	@ Baltimore Colts	W	7 6	28,680	BMS
0 30	@ Philadelphia Eagles	W	37 14	25,378	CoMS
N 7	@ Chicago Bears	L	23 28	47,038	WF
N 13	Baltimore Colts (Milw)	W	24 13	19,786	CoS
N 21	Detroit Lions (GB)	L	17 21	20,767	CIS
N 25	@ Detroit Lions	L	24 28	55,532	BrS
D 5	@ San Francisco 49ers	L	0 35	32,012	KS
D 12	@ Los Angeles Rams	L	27 35	38,839	LAC
			234 251	346,147	

Home: 2-4 (118,668) Away: 2-4 (227,479)

	GB	Opp
<b>Total First Downs</b>	207	228
Rushing	79	101
Passing	112	119
Penalty	16	8
<b>Total Net Yards</b>	3487	4350
Avg. Per Game	290.6	362.5
Total Plays	733	777
Avg. Per Play	4.8	5.6
<b>Net Yards Rushing</b>	1328	1871
Avg. Per Game	110.7	155.9
Total Rushes	321	403
<b>Net Yards Passing</b>	2159	2479
Avg. Per Game	179.9	206.6
Gross Yards	2454	2690
Att./Completions	412/195	374/208
Completion Pct.	47.3	55.6
Had Intercepted	19	19
<b>Punts/Average</b>	72/41.7	64/40.1
<b>Penalties/Yards</b>	57/522	72/666
<b>Fumbles/Ball Lost</b>	21/12	22/14
<b>Touchdowns</b>	30	33
Rushing	13	13
Passing	14	17
Returns	3	3

By Quarter	Q1	Q2	Q3	Q4	OT	Pts
Packers	38	70	77	49	0	234
Opponents	72	73	34	72	0	251

	Rushing	No	Yds	Avg	Long	TD
Reid	.99	507	5.1	69T	5	8
Rote	.67	301	4.5	30	8	5
Ferguson	.83	276	3.3	25	0	0
Carmichael	.33	130	3.9	23	0	0
*Switzer	.15	59	3.9	33	0	0
*Johnson	.7	31	4.4	10	0	0
Cone	.15	18	1.2	11	0	0
*McGee	.1	9	9.0	9	0	0
*Garrett	.1	-3	-3.0	-3	0	0
<b>Packers</b>	<b>.321</b>	<b>1328</b>	<b>4.1</b>	<b>69T</b>	<b>13</b>	<b>13</b>
<b>Opponents</b>	<b>.403</b>	<b>1871</b>	<b>4.6</b>	<b>44</b>	<b>13</b>	<b>13</b>

Western Conf.	W	L	T	Pct	Pts	OP
Detroit	9	2	1	.818	337	189
Chi. Bears	8	4	0	.667	301	279
San Francisco	7	4	1	.636	313	251
Los Angeles	6	5	1	.545	314	285
<b>Green Bay</b>	<b>4</b>	<b>8</b>	<b>0</b>	<b>.333</b>	<b>234</b>	<b>251</b>
Baltimore	3	9	0	.250	131	279

	Receiving	No	Yds	Avg	Long	TD
Howton	.52	768	14.8	59	2	2
Ferguson	.41	398	9.7	49	0	0
*McGee	.36	614	17.1	82T	9	9
Carmichael	.18	251	13.9	45	0	0
*Switzer	.17	166	9.8	28	2	2
Reid	.14	129	9.2	25	0	0
*Johnson	.10	72	7.2	17	1	1
Cone	.4	19	4.8	13	0	0
*Knafelc	.3	37	12.3	15	0	0
<b>Packers</b>	<b>.195</b>	<b>2454</b>	<b>12.6</b>	<b>82T</b>	<b>14</b>	<b>14</b>
<b>Opponents</b>	<b>.208</b>	<b>2690</b>	<b>12.9</b>	<b>71T</b>	<b>17</b>	<b>17</b>

\* — rookie

	Passing	Att	Cmp	Yds	Cmp%	Yds/Att	TD	TD%	Int	Int%	LG	Sck	Yds	Rtnq
Rote	.382	180	2311	47.1	6.05	14	3.7	18	4.7	82T	-	-	-	59.1
*Garrett	.30	15	143	50.0	4.77	0	0.0	1	3.3	16	-	-	-	49.7
<b>Packers</b>	<b>.412</b>	<b>195</b>	<b>2454</b>	<b>47.3</b>	<b>5.96</b>	<b>14</b>	<b>3.4</b>	<b>19</b>	<b>4.6</b>	<b>82T</b>	<b>295</b>	<b>58.5</b>	<b>58.5</b>	<b>58.5</b>
<b>Opponents</b>	<b>.374</b>	<b>208</b>	<b>2690</b>	<b>55.6</b>	<b>7.19</b>	<b>17</b>	<b>4.5</b>	<b>19</b>	<b>5.1</b>	<b>71T</b>	<b>211</b>	<b>72.4</b>	<b>72.4</b>	<b>72.4</b>

## Primary Players by Position

E	C.Elliott	DE	J.Martinkovic
	B.Howton	DT	B.Forester
	*G.Knafelc		D.Hanner
	*G.Knutson		J.Helluun
	*M.McGee	LB	C.Tonnemaker
T	*A.Hunter	DB	B.Dillon
	R.Zatkoff		C.Self
G	D.Afflis		V.Walker
	*A.Barry		*G.White
	B.Brown		
	S.Ruzich		
	D.Stephenson		
	L.Szafaryn		
C	J.Ringo		
QB	*B.Garrett		
	T.Rote		
HB	A.Carmichael		
	*J.Johnson		
	J.Psalitis		
	F.Reid		
	*V.Switzer		
FB	F.Cone		
	H.Ferguson		

# 1955 6-6-0, .500, THIRD, WESTERN CONFERENCE

Head Coach: Lisle Blackburn

	GB	Opp	Attend	Site	
S 25 Detroit Lions (GB) .....	W	20	17	22,217	CIS
O 2 Chicago Bears (GB) .....	W	24	3	24,662	CIS
O 8 Baltimore Colts (Milw) .....	L	20	24	40,199	CoS
O 16 Los Angeles Rams (Milw) .....	W	30	28	26,960	CoS
O 23 @ Cleveland Browns .....	L	10	41	51,482	CMS
O 29 @ Baltimore Colts .....	L	10	14	34,411	BMS
N 6 @ Chicago Bears .....	L	31	52	48,890	WF
N 13 Chicago Cardinals (GB) .....	W	31	14	20,104	CIS
N 20 San Francisco 49ers (Milw) .....	W	27	21	19,099	CoS
N 24 @ Detroit Lions .....	L	10	24	51,685	BrS
D 4 @ San Francisco 49ers .....	W	28	7	32,897	KS
D 11 @ Los Angeles Rams .....	L	17	31	90,535	LAC
		258	276	463,141	

Home: 5-1 (153,241) Away: 1-5 (309,900)

	GB	Opp
<b>Total First Downs</b> .....	213	196
Rushing .....	106	118
Passing .....	95	71
Penalty .....	12	7
<b>Total Net Yards</b> .....	3662	3862
Avg. Per Game .....	305.2	321.8
Total Plays .....	781	734
Avg. Per Play .....	4.7	5.3
<b>Net Yards Rushing</b> .....	1883	2174
Avg. Per Game .....	156.9	181.2
Total Rushes .....	433	475
<b>Net Yards Passing</b> .....	1779	1688
Avg. Per Game .....	148.3	140.7
Gross Yards .....	2004	1768
Att./Completions .....	348/159	259/118
Completion Pct. ....	45.7	45.6
Had Intercepted .....	19	31
<b>Punts/Average</b> .....	56/43.2	52/41.8
<b>Penalties/Yards</b> .....	41/401	56/490
<b>Fumbles/Ball Lost</b> .....	37/25	27/18
<b>Touchdowns</b> .....	30	36
Rushing .....	11	18
Passing .....	17	13
Returns .....	2	5

By Quarter	Q1	Q2	Q3	Q4	OT	Pts
Packers	40	101	45	72	0	258
Opponents	77	59	58	82	0	276

	Rushing	No	Yds	Avg	Long	TD
Ferguson .....	192	859	4.5	57	4	
Rote .....	74	332	4.5	49	5	
Reid .....	83	303	3.7	28	2	
Johnson .....	49	210	4.3	21	0	
Switzer .....	16	101	6.3	38	0	
Carmichael .....	6	45	7.5	20	0	
Cone .....	12	25	2.1	14	0	
Held .....	1	8	8.0	8	0	
<b>Packers</b> .....	<b>433</b>	<b>1883</b>	<b>4.3</b>	<b>57</b>	<b>11</b>	
<b>Opponents</b> .....	<b>475</b>	<b>2174</b>	<b>4.6</b>	<b>55t</b>	<b>18</b>	

Western Conf.	W	L	T	Pct	Pts	OP
Los Angeles .....	8	3	1	.727	260	231
Chi. Bears .....	8	4	0	.667	294	251
<b>Green Bay</b> .....	<b>6</b>	<b>6</b>	<b>0</b>	<b>.500</b>	<b>258</b>	<b>276</b>
Baltimore .....	5	6	1	.455	214	239
San Francisco .....	4	8	0	.333	216	298
Detroit .....	3	9	0	.250	230	275

	Receiving	No	Yds	Avg	Long	TD
Howton .....	44	697	15.8	60	5	
Knafelc .....	40	613	15.3	48	8	
Ferguson .....	22	153	7.0	16	0	
Carmichael .....	16	222	13.9	32	1	
Switzer .....	14	103	7.4	22	1	
Reid .....	13	138	10.6	60t	1	
Johnson .....	9	71	7.9	30t	1	
Cone .....	1	7	7.0	7	0	
<b>Packers</b> .....	<b>159</b>	<b>2004</b>	<b>12.6</b>	<b>60t</b>	<b>17</b>	
<b>Opponents</b> .....	<b>118</b>	<b>1768</b>	<b>15.0</b>	<b>98t</b>	<b>13</b>	

\* — routine

Passing	Att	Cmp	Yds	Cmp%	Yds/Att	TD	TD%	Int	Int%	LG	Sck	Yds	Rtg
Rote .....	342	157	1977	45.9	5.78	17	5.0	19	5.6	60t	-	-	57.8
Held .....	4	2	27	50.0	6.75	0	0.0	0	0.0	18	-	-	71.9
*Brackins .....	2	0	0	0.0	0.00	0	0.0	0	0.0	0	-	-	39.6
<b>Packers</b> .....	<b>348</b>	<b>159</b>	<b>2004</b>	<b>45.7</b>	<b>5.76</b>	<b>17</b>	<b>4.9</b>	<b>19</b>	<b>5.5</b>	<b>60t</b>	<b>225</b>	<b>57.7</b>	
<b>Opponents</b> .....	<b>259</b>	<b>118</b>	<b>1768</b>	<b>45.6</b>	<b>6.83</b>	<b>13</b>	<b>5.0</b>	<b>31</b>	<b>12.0</b>	<b>98t</b>	<b>80</b>	<b>45.6</b>	

Scoring	TD	Ru	Pa	Pat	FG	S	Pts
Cone	0	0	0	30/30	16/24	0	78
Knafelc	8	0	8	0	0	0	48
Howton	5	0	5	0	0	0	30
Rote	5	0	0	0	0	0	30
Ferguson	4	4	0	0	0	0	24
Reid	3	2	1	0	0	0	18
Carmichael	2	0	1	1	0	0	12
Johnson	1	0	1	0	0	0	6
Switzer	1	0	1	0	0	0	6
Szafaryn	1	0	0	1	0	0	6
<b>Packers</b>	<b>30</b>	<b>11</b>	<b>17</b>	<b>2</b>	<b>30/30</b>	<b>16/24</b>	<b>0</b>
<b>Opponents</b>	<b>36</b>	<b>18</b>	<b>13</b>	<b>5</b>	<b>36/36</b>	<b>8/17</b>	<b>0</b>

Interceptions	No	Yds	Avg	Long	TD
Dillon .....	9	153	17.0	61	0
Walker .....	6	77	12.8	36	0
*Nix .....	5	33	6.6	12	0
Forester .....	4	32	8.0	17	0
Zatkoff .....	3	25	8.3	15	0
Teteak .....	2	41	20.5	32	0
*Bookout .....	2	39	19.5	27	0
<b>Packers</b>	<b>31</b>	<b>400</b>	<b>12.9</b>	<b>61</b>	<b>0</b>
<b>Opponents</b>	<b>19</b>	<b>268</b>	<b>14.1</b>	<b>36</b>	<b>1</b>

Punting	No	Yds	Avg	TB	In	Lg	B
*Deschaine .....	56	2420	43.2	-	-	73	0
<b>Packers</b> .....	<b>56</b>	<b>2420</b>	<b>43.2</b>	<b>-</b>	<b>-</b>	<b>73</b>	<b>0</b>
<b>Opponents</b> .....	<b>52</b>	<b>2174</b>	<b>41.8</b>	<b>-</b>	<b>-</b>	<b>55</b>	<b>1</b>

Punt Returns	Ret	FC	Yds	Avg	Long	TD
Switzer .....	24	-	158	6.6	38	0
Carmichael .....	10	-	89	8.9	40	0
Johnson .....	1	-	5	5.0	5	0
Szafaryn .....	1	-	28	28.0	28t	1
<b>Packers</b> .....	<b>36</b>	<b>-</b>	<b>280</b>	<b>7.8</b>	<b>40</b>	<b>1</b>
<b>Opponents</b> .....	<b>36</b>	<b>-</b>	<b>223</b>	<b>6.2</b>	<b>55t</b>	<b>1</b>

Kickoff Returns	No	Yds	Avg	Long	TD
Switzer .....	17	445	26.2	57	0
Carmichael .....	14	418	29.9	100t	1
Forester .....	3	52	17.3	20	0
Johnson .....	2	46	23.0	27	0
Reid .....	2	21	10.5	17	0
Ferguson .....	1	20	20.0	20	0
<b>Packers</b> .....	<b>39</b>	<b>1002</b>	<b>25.7</b>	<b>100t</b>	<b>1</b>
<b>Opponents</b> .....	<b>48</b>	<b>1157</b>	<b>24.1</b>	<b>-</b>	<b>0</b>

## Primary Players by Position

E	B.Howton	DE	*N.Borden
	G.Knafelc		J.Martinkovic
T	T.Dahms		P.O'Donahue
	R.Zatkoff	DT	B.Forester
G	B.Brown		D.Hanner
	*H.Bullough		J.Helluin
	J.Skibinski		*B.Lucky
	L.Szafaryn	LB	*T.Bettis
C	J.Ringo		D.Teteak
QB	*C.Brackins	DB	*B.Bookout
	T.Rote		B.Dillon
HB	A.Carmichael		*D.Nix
	J.Johnson		V.Walker
	F.Reid		
	V.Switzer		
FB	F.Cone		
	H.Ferguson		

# 4-8-0, .333, FIFTH (TIE), WESTERN CONFERENCE 1956

Head Coach: Lisle Blackburn		GB	Opp	Attend	Site	
S 30	Detroit Lions (GB)	L	16	20	24,668	CIS
O 7	Chicago Bears (GB)	L	21	37	24,668	CIS
O 14	Baltimore Colts (Milw)	W	38	33	24,214	CoS
O 21	Los Angeles Rams (Milw)	W	42	17	24,200	CoS
O 28	@ Baltimore Colts	L	21	28	40,086	BMS
N 4	Cleveland Browns (Milw)	L	7	24	28,590	CoS
N 11	@ Chicago Bears	L	14	38	49,172	WF
N 18	San Francisco 49ers (GB)	L	16	17	17,986	CIS
N 22	@ Detroit Lions	W	24	20	54,087	BrS
D 2	@ Chicago Cardinals	W	24	21	22,620	CoP
D 8	@ San Francisco 49ers	L	20	38	32,433	KS
D 16	@ Los Angeles Rams	L	21	49	45,209	LAC
			264	342	387,933	

Home: 2-4 (144,326)    Away: 2-4 (243,607)

Scoring	TD	Ru	Pa	Rt	PAT	FG	S	PIS
Cone	4	2	2	0	33/36	5/8	0	72
Howton	12	0	12	0	0	0	0	72
Rote	11	11	0	0	0	0	0	66
Knafelc	6	0	6	0	0	0	0	36
Carmichael	2	0	1	1	0	0	0	12
Dillon	1	0	0	1	0	0	0	6
<b>Packers</b>	<b>36</b>	<b>13</b>	<b>21</b>	<b>2</b>	<b>33/36</b>	<b>5/8</b>	<b>0</b>	<b>264</b>
<b>Opponents</b>	<b>44</b>	<b>20</b>	<b>17</b>	<b>7</b>	<b>42/44</b>	<b>12/18</b>	<b>0</b>	<b>342</b>

Interceptions	No	Yds	Avg	Long	TD
Dillon	7	244	34.9	45	1
Forester	4	35	8.8	13	0
Capuzzi	2	65	32.5	65	0
*Gremminger	2	36	18.0	21	0
Teteak	2	20	10.0	18	0
Gorgal	2	2	1.0	2	0
Bookout	1	4	4.0	4	0
Walker	1	0	0.0	0	0
<b>Packers</b>	<b>21</b>	<b>406</b>	<b>19.3</b>	<b>65</b>	<b>1</b>
<b>Opponents</b>	<b>18</b>	<b>312</b>	<b>17.3</b>	<b>95t</b>	<b>3</b>

	GB	Opp
<b>Total First Downs</b>	211	246
Rushing	85	129
Passing	112	104
Penalty	14	13
<b>Total Net Yards</b>	3819	4710
Avg. Per Game	318.3	392.5
Total Plays	690	772
Avg. Per Play	5.5	6.1
<b>Net Yards Rushing</b>	1421	2619
Avg. Per Game	118.4	218.3
Total Rushes	337	512
<b>Net Yards Passing</b>	2398	2091
Avg. Per Game	199.8	174.3
Gross Yards	2591	2166
Att./Completions	353/171	260/144
Completion Pct.	48.4	55.4
Had Intercepted	18	21
<b>Punts/Average</b>	62/42.7	50/40.8
<b>Penalties/Yards</b>	42/393	52/493
<b>Fumbles/Ball Lost</b>	24/11	17/8
<b>Touchdowns</b>	36	44
Rushing	13	20
Passing	21	17
Returns	2	7

	Rushing	No	Yds	Avg	Long	TD
Rote	.84	398	4.7	39	11	
Ferguson	.99	367	3.7	24	0	
Cone	.49	211	4.3	21	2	
Carmichael	.32	199	6.2	35	0	
Johnson	.35	129	3.7	14	0	
*Losch	.19	43	2.3	8	0	
Reid	.14	39	2.8	11	0	
*Starr	.5	35	7.0	14	0	
<b>Packers</b>	<b>.337</b>	<b>1421</b>	<b>4.2</b>	<b>39</b>	<b>13</b>	
<b>Opponents</b>	<b>.512</b>	<b>2619</b>	<b>5.1</b>	<b>86t</b>	<b>20</b>	

Punting	No	Yds	Avg	TB	In	Lg	B
Deschaine	62	2649	42.7	-	-	57	0
<b>Packers</b>	<b>62</b>	<b>2649</b>	<b>42.7</b>	-	-	<b>57</b>	<b>0</b>
<b>Opponents</b>	<b>50</b>	<b>2040</b>	<b>40.8</b>	-	-	<b>56</b>	<b>0</b>

Punt Returns	Ret	FC	Yds	Avg	Long	TD
Carmichael	21	-	165	7.9	22	0
*Losch	8	-	74	9.3	58	0
Reid	1	-	0	0.0	0	0
<b>Packers</b>	<b>30</b>	-	<b>239</b>	<b>8.0</b>	<b>58</b>	<b>0</b>
<b>Opponents</b>	<b>49</b>	-	<b>280</b>	<b>5.7</b>	<b>90t</b>	<b>1</b>

Western Conf.	W	L	T	Pct	Pts	OP
Chi. Bears	9	2	1	.818	363	246
Detroit	9	3	0	.750	300	188
San Francisco	5	6	1	.455	233	284
Baltimore	5	7	0	.417	270	322
<b>Green Bay</b>	<b>4</b>	<b>8</b>	<b>0</b>	<b>.333</b>	<b>264</b>	<b>342</b>
Los Angeles	4	8	0	.333	291	307

Kickoff Returns	No	Yds	Avg	Long	TD
Carmichael	33	927	28.1	106t	1
*Losch	15	390	26.0	51	0
Ferguson	5	83	16.6	34	0
Forester	4	36	9.0	17	0
Borden	1	0	0.0	0	0
*Gremminger	1	6	6.0	6	0
<b>Packers</b>	<b>59</b>	<b>1442</b>	<b>24.4</b>	<b>106t</b>	<b>1</b>
<b>Opponents</b>	<b>48</b>	<b>924</b>	<b>19.3</b>	<b>45</b>	<b>0</b>

By Quarter	Q1	Q2	Q3	Q4	OT	Pts
Packers	51	61	62	90	0	264
Opponents	78	125	54	85	0	342

Receiving	No	Yds	Avg	Long	TD
Howton	55	1188	21.6	66t	12
Knafelc	30	418	13.9	38	6
Johnson	28	258	9.2	20	0
Ferguson	22	214	9.7	25	0
Carmichael	13	180	13.8	63	1
Cone	12	218	18.2	69t	2
*Losch	7	85	12.1	43	0
Reid	3	16	5.3	12	0
*Roberts	1	14	14.0	14	0
<b>Packers</b>	<b>171</b>	<b>2591</b>	<b>15.2</b>	<b>69t</b>	<b>21</b>
<b>Opponents</b>	<b>144</b>	<b>2166</b>	<b>15.0</b>	<b>70t</b>	<b>17</b>

\* — rookie

Passing	Att	Cmp	Yds	Cmp%	Yds/Att	TD	TD%	Int	Int%	LG	Sck	Yds	Rtg
Rote	308	146	2203	47.4	7.15	18	5.8	15	4.9	69t	-	-	70.6
*Starr	44	24	325	54.5	7.39	2	4.5	3	6.8	39t	-	-	65.1
*Losch	1	1	63	100.0	63.00	1	100.0	0	0.0	63t	-	-	158.3
<b>Packers</b>	<b>353</b>	<b>171</b>	<b>2591</b>	<b>48.4</b>	<b>7.34</b>	<b>21</b>	<b>5.9</b>	<b>18</b>	<b>5.1</b>	<b>69t</b>	<b>193</b>	<b>75</b>	<b>71.6</b>
<b>Opponents</b>	<b>260</b>	<b>144</b>	<b>2166</b>	<b>55.4</b>	<b>8.33</b>	<b>17</b>	<b>6.5</b>	<b>21</b>	<b>8.1</b>	<b>70t</b>	<b>75</b>	<b>71.1</b>	

## Primary Players by Position

E	B. Howton	DE	N. Borden
	G. Knafelc		J. Martinkovic
T	*F. Gregg	DT	B. Forester
	*B. Skoronski		D. Hanner
	R. Zatkoff		J. Helluin
G	B. Brown		J. Sandusky
	J. Skibinski	LB	T. Bettis
	L. Szafaryn		D. Teteak
C	J. Ringo	DB	B. Bookout
QB	T. Rote		J. Capuzzi
	*B. Starr		B. Dillon
HB	A. Carmichael		*H. Gremminger
	J. Johnson		V. Walker
	*J. Losch		
	F. Reid		
FB	F. Cone		
	H. Ferguson		

COMMUNITY

ADMIN. & COACHES

VETERANS

DRAFT & FREE AGENTS

2022 REVIEW

1956

LAMBEAU FIELD

MISC.



# 1957 3-9-0, .250, SIXTH, WESTERN CONFERENCE

Head Coach: Lisle Blackburn		GB	Opp	Attend	Site	
S 29	Chicago Bears (GB)	W	21	17	32,132	CIS
O 6	Detroit Lions (GB)	L	14	24	32,120	CIS
O 13	Baltimore Colts (Milw)	L	17	45	26,322	CoS
O 20	San Francisco 49ers (Milw)	L	14	24	18,919	CoS
O 27	@ Baltimore Colts	W	24	21	48,510	BMS
N 3	New York Giants (GB)	L	17	31	32,070	CIS
N 10	@ Chicago Bears	L	14	21	47,153	Wf
N 17	Los Angeles Rams (Milw)	L	27	31	19,540	CoS
N 24	@ Pittsburgh Steelers	W	27	10	29,701	FoF
N 28	@ Detroit Lions	L	6	18	54,301	BrS
D 8	@ Los Angeles Rams	L	17	42	70,572	LAC
D 15	@ San Francisco 49ers	L	20	27	59,100	KS
			218	311	470,440	

Home: 1-5 (161,103) Away: 2-4 (309,337)

	GB	Opp	Rushing	No	Yds	Avg	Long	TD
<b>Total First Downs</b>	179	226	Mcllhenny	100	384	3.8	40t	1
Rushing	72	117	*Hornung	60	319	5.3	72	3
Passing	90	97	Ferguson	59	216	3.7	40t	1
Penalty	17	12	Cone	53	135	2.5	26t	2
<b>Total Net Yards</b>	3232	4197	Carmichael	37	118	3.2	10	1
Avg. Per Game	269.3	349.8	Starr	31	98	3.2	16	3
Total Plays	705	776	Parilli	24	83	3.5	20	2
Avg. Per Play	4.6	5.4	McGee	5	40	8.0	24	0
<b>Net Yards Rushing</b>	1441	2159	*Purnell	5	22	4.4	7	0
Avg. Per Game	120.1	179.9	Howton	4	20	5.0	11	0
Total Rushes	380	462	Johnson	2	6	3.0	3	0
<b>Net Yards Passing</b>	1791	2038	<b>Packers</b>	380	1441	3.8	72	13
Avg. Per Game	149.3	169.8	<b>Opponents</b>	462	2159	4.7	76	18
Gross Yards	2157	2185						
Att./Completions	325/157	314/153						
Completion Pct.	48.3	48.7						
Had Intercepted	23	30						
<b>Punts/Average</b>	63/42.0	50/43.0						
<b>Penalties/Yards</b>	43/516	75/709						
<b>Fumbles/Ball Lost</b>	28/18	26/17						
<b>Touchdowns</b>	26	39						
Rushing	13	18						
Passing	12	18						
Returns	1	3						

Western Conf.	W	L	T	Pct	Pts	QP
Detroit	8	4	0	.667	251	231
San Francisco	8	4	0	.667	260	264
Baltimore	7	5	0	.583	303	235
Los Angeles	6	6	0	.500	307	278
Chi. Bears	5	7	0	.417	203	211
<b>Green Bay</b>	<b>3</b>	<b>9</b>	<b>0</b>	<b>.250</b>	<b>218</b>	<b>311</b>

Receiving	No	Yds	Avg	Long	TD
Howton	38	727	19.1	77t	5
*Kramer	28	337	12.0	31	0
Mcllhenny	18	210	11.7	28t	2
McGee	17	273	16.1	49	1
Ferguson	15	107	7.1	17	1
Carmichael	13	184	14.2	39	0
Knafelc	9	164	18.2	53	2
Johnson	7	75	10.7	14	1
*Hornung	6	34	5.7	16	0
Cone	4	30	7.5	10	0
*Purnell	2	16	8.0	15	0
<b>Packers</b>	<b>157</b>	<b>2157</b>	<b>13.7</b>	<b>77t</b>	<b>12</b>
<b>Opponents</b>	<b>153</b>	<b>2185</b>	<b>14.3</b>	<b>61t</b>	<b>18</b>

Scoring	TD	Ru	Pa	Rt	PAT	FG	S	PIS
Cone	2	2	0	0	26/26	12/17	0	74
Howton	5	0	5	0			0	30
*Hornung	3	3	0	0	0/0	0/4	0	18
Mcllhenny	3	1	2	0			0	18
Starr	3	3	0	0			0	18
Ferguson	2	1	1	0			0	12
Knafelc	2	0	2	0			0	12
Parilli	2	2	0	0			0	12
Carmichael	1	1	0	0			0	6
Dillon	1	0	0	1			0	6
Johnson	1	0	1	0			0	6
McGee	1	0	1	0			0	6
<b>Packers</b>	<b>26</b>	<b>13</b>	<b>12</b>	<b>1</b>	<b>26/26</b>	<b>12/21</b>	<b>0</b>	<b>218</b>
<b>Opponents</b>	<b>39</b>	<b>18</b>	<b>18</b>	<b>3</b>	<b>39/39</b>	<b>12/22</b>	<b>1</b>	<b>311</b>

Interceptions	No	Yds	Avg	Long	TD
*Symank	9	198	22.0	36	0
Dillon	9	180	20.0	55t	1
Gremminger	5	93	18.6	45	0
Forester	4	79	19.8	37	0
Palumbo	1	11	11.0	11	0
Helluin	1	0	0.0	0	0
Petitbon	1	0	0.0	0	0
<b>Packers</b>	<b>30</b>	<b>561</b>	<b>18.7</b>	<b>55t</b>	<b>1</b>
<b>Opponents</b>	<b>23</b>	<b>252</b>	<b>11.0</b>	<b>52t</b>	<b>2</b>

Punting	No	Yds	Avg	TB	In	Lg	B
Deschaine	63	2645	42.0	-	-	71	2
<b>Packers</b>	<b>63</b>	<b>2645</b>	<b>42.0</b>	<b>-</b>	<b>-</b>	<b>71</b>	<b>2</b>
<b>Opponents</b>	<b>50</b>	<b>2151</b>	<b>43.0</b>	<b>-</b>	<b>-</b>	<b>66</b>	<b>0</b>

Punt Returns	Ret	FC	Yds	Avg	Long	TD
Carmichael	25	-	190	7.6	48	0
Johnson	4	-	39	9.8	13	0
Kinard	3	-	19	6.3	19	0
*Symank	3	-	0	0.0	0	0
Dillon	1	-	8	8.0	8	0
<b>Packers</b>	<b>36</b>	<b>-</b>	<b>256</b>	<b>7.1</b>	<b>48</b>	<b>0</b>
<b>Opponents</b>	<b>40</b>	<b>-</b>	<b>149</b>	<b>3.7</b>	<b>22</b>	<b>0</b>

Kickoff Returns	No	Yds	Avg	Long	TD
Carmichael	31	690	22.3	33	0
Mcllhenny	14	362	25.9	53	0
Cone	5	83	16.6	25	0
Forester	4	57	14.3	32	0
McGee	4	69	17.3	27	0
<b>Packers</b>	<b>58</b>	<b>1261</b>	<b>21.7</b>	<b>53</b>	<b>0</b>
<b>Opponents</b>	<b>42</b>	<b>897</b>	<b>21.4</b>	<b>46</b>	<b>0</b>

### Primary Players by Position

E	B.Howton	DE	N.Borden
	*R.Kramer		C.Massey
	M.McGee		*J.Temp
T	*N.Masters	DT	D.Hanner
	O.Spencer		J.Helluin
	*C.Vereen	LB	T.Bettis
G	*N.Amundsen		*E.Danjean
	A.Barry		B.Forester
	J.Salsbury		S.Palumbo
C	L.Lauer	DB	B.Dillon
	J.Ringo		H.Gremminger
QB	B.Parilli		B.Kinard
	B.Starr		J.Petitbon
HB	A.Carmichael		*J.Symank
	*P.Hornung		
	J.Johnson		
	D.Mcllhenny		
FB	F.Cone		
	H.Ferguson		
	*F.Purnell		

\* — rookie

Passing	Att	Cmp	Yds	Cmp%	Yds/Att	TD	TD%	Int	Int%	LG	Sck	Yds	Rtng
Starr	215	117	1489	54.4	6.93	8	3.7	10	4.7	77t	-	-	69.3
Parilli	102	39	669	38.2	6.56	4	3.9	12	11.8	75t	-	-	34.8
*Hornung	6	1	-1	16.7	-0.17	0	0.0	0	0.0	-1	-	-	39.6
Ferguson	1	0	0	0.0	0.00	0	0.0	0	0.0	0	-	-	39.6
*Kramer	1	0	0	0.0	0.00	0	0.0	1	100.0	0	-	-	52.8
<b>Packers</b>	<b>325</b>	<b>157</b>	<b>2157</b>	<b>48.3</b>	<b>6.64</b>	<b>12</b>	<b>3.7</b>	<b>23</b>	<b>7.1</b>	<b>77t</b>	<b>366</b>	<b>147</b>	<b>60.0</b>
<b>Opponents</b>	<b>314</b>	<b>153</b>	<b>2185</b>	<b>48.7</b>	<b>6.96</b>	<b>18</b>	<b>5.7</b>	<b>30</b>	<b>9.6</b>	<b>61t</b>	<b>147</b>	<b>51.2</b>	

COMMUNITY  
ADMIN. & COACHES  
VETERANS  
DRAFT & FREE AGENTS  
REVIEW  
2022  
1957  
LAMBEAU FIELD  
MISC.

# 1-10-1, .091, SIXTH, WESTERN CONFERENCE 1958

Head Coach: Ray "Scooter" McLean		GB	Opp	Attend	Site
S 28	Chicago Bears (GB)	L	20 34	32,150	CIS
O 5	Detroit Lions (GB)	T	13 13	32,053	CIS
O 12	Baltimore Colts (Milw)	L	17 24	24,553	CoS
O 19	@ Washington Redskins	L	21 37	25,228	GrS
O 26	Philadelphia Eagles (GB)	W	38 35	31,043	CIS
N 2	@ Baltimore Colts	L	0 56	51,333	BMS
N 9	@ Chicago Bears	L	10 24	48,424	WF
N 16	Los Angeles Rams (GB)	L	7 20	28,051	CIS
N 23	San Francisco 49ers (Milw)	L	12 33	19,786	CoS
N 27	@ Detroit Lions	L	14 24	50,971	BrS
D 7	@ San Francisco 49ers	L	21 48	50,793	KS
D 14	@ Los Angeles Rams	L	20 34	54,634	LAC
			193 382	449,019	

Home: 1-4-1 (167,636)    Away: 0-6 (281,383)

Scoring	TD	Ru	Pa	Rt	PAT	FG	S	PTS
Hornung	2	2	0	0	22/23	11/21	0	67
McGee	7	0	7	0	0	0	0	42
Howton	2	0	2	0	0	0	0	12
McIlhenny	2	1	1	0	0	0	0	12
*Taylor	2	1	1	0	0	0	0	12
Carmichael	1	0	1	0	0	0	0	6
Dillon	1	0	0	1	0	0	0	6
Ferguson	1	1	0	0	0	0	0	6
*Francis	1	1	0	0	0	0	0	6
Johnson	1	0	1	0	0	0	0	6
Knafelc	1	0	1	0	0	0	0	6
Meilinger	1	0	1	0	0	0	0	6
Starr	1	1	0	0	0	0	0	6
<b>Packers</b>	<b>23</b>	<b>7</b>	<b>15</b>	<b>1</b>	<b>22/23</b>	<b>11/21</b>	<b>0</b>	<b>193</b>
<b>Opponents</b>	<b>50</b>	<b>24</b>	<b>24</b>	<b>2</b>	<b>46/50</b>	<b>12/25</b>	<b>0</b>	<b>382</b>

	GB	Opp
<b>Total First Downs</b>	177	236
Rushing	76	109
Passing	87	111
Penalty	14	16
<b>Total Net Yards</b>	3241	4615
Avg. Per Game	270.1	384.6
Total Plays	693	763
Avg. Per Play	4.7	6.0
<b>Net Yards Rushing</b>	1421	2040
Avg. Per Game	118.4	170.0
Total Rushes	345	427
<b>Net Yards Passing</b>	1820	2575
Avg. Per Game	151.7	214.6
Gross Yards	2118	2653
Att./Completions	348/161	336/175
Completion Pct.	46.3	52.1
Had Intercepted	27	13
<b>Punts/Average</b>	62/42.3	42/41.6
<b>Penalties/Yards</b>	52/545	72/657
<b>Fumbles/Ball Lost</b>	26/17	31/19
<b>Touchdowns</b>	23	50
Rushing	7	24
Passing	15	24
Returns	1	2

By Quarter	Q1	Q2	Q3	Q4	OT	Pts
Packers	63	44	41	45	0	193
Opponents	77	113	93	99	0	382

Rushing	No	Yds	Avg	Long	TD
Hornung	69	310	4.5	55	2
Ferguson	59	268	4.5	29	1
*Taylor	52	247	4.8	25	1
McIlhenny	74	239	3.2	36	1
*Francis	24	153	6.4	20	1
Starr	25	113	4.5	20	1
*Shanley	23	30	1.3	5	0
Carmichael	9	21	2.3	8	0
Parilli	8	15	1.9	5	0
Ringo	0	13	-	13	0
McGee	1	9	9.0	9	0
Salsbury	0	3	-	3	0
Romine	1	0	0.0	0	0
<b>Packers</b>	<b>345</b>	<b>1421</b>	<b>4.1</b>	<b>55</b>	<b>7</b>
<b>Opponents</b>	<b>427</b>	<b>2040</b>	<b>4.8</b>	<b>80t</b>	<b>24</b>

Western Conf.	W	L	T	Pct	Pts	OP
Baltimore	9	3	0	.750	381	203
Chi. Bears	8	4	0	.667	298	230
Los Angeles	8	4	0	.667	344	278
San Francisco	6	6	0	.500	257	324
Detroit	4	7	1	.364	261	276
<b>Green Bay</b>	<b>1</b>	<b>10</b>	<b>1</b>	<b>.091</b>	<b>193</b>	<b>382</b>

Receiving	No	Yds	Avg	Long	TD
McGee	37	655	17.7	80t	7
Howton	36	507	14.1	50	2
McIlhenny	20	154	7.7	55t	1
Hornung	15	137	9.1	39	0
Meilinger	13	139	10.7	19	1
Ferguson	12	121	10.1	27	0
Johnson	10	176	17.6	61	1
Knafelc	8	118	14.8	40	1
*Taylor	4	72	18.0	31t	1
Carmichael	3	26	8.7	14t	1
*Shanley	3	13	4.3	7	0
<b>Packers</b>	<b>161</b>	<b>2118</b>	<b>13.2</b>	<b>80t</b>	<b>15</b>
<b>Opponents</b>	<b>175</b>	<b>2653</b>	<b>15.2</b>	<b>93t</b>	<b>24</b>

\* — rookie

Passing	Att	Cmp	Yds	Cmp%	Yds/Att	TD	TD%	Int	Int%	LG	Sk	Yds	Rtg
Parilli	157	68	1068	43.3	6.80	10	6.4	13	8.3	80t	-	-	53.3
Starr	157	78	875	49.7	5.57	3	1.9	12	7.6	55t	-	-	41.2
*Francis	31	15	175	48.4	5.65	2	6.5	2	6.5	50t	-	-	60.6
Ferguson	1	0	0	0.0	0.0	0	0.0	0	0.0	0	0	-	39.6
Hornung	1	0	0	0.0	0.0	0	0.0	0	0.0	0	0	-	39.6
McGee	1	0	0	0.0	0.0	0	0.0	0	0.0	0	0	-	39.6
<b>Packers</b>	<b>348</b>	<b>161</b>	<b>2118</b>	<b>46.3</b>	<b>6.09</b>	<b>15</b>	<b>4.3</b>	<b>27</b>	<b>7.8</b>	<b>80t</b>	<b>298</b>	<b>48.0</b>	
<b>Opponents</b>	<b>336</b>	<b>175</b>	<b>2653</b>	<b>52.1</b>	<b>7.90</b>	<b>24</b>	<b>7.1</b>	<b>13</b>	<b>3.9</b>	<b>93t</b>	<b>78</b>	<b>86.1</b>	

### Primary Players by Position

E	B. Howton	DE	N. Borden
	M. McGee		L. Ford
	S. Meilinger		J. Temp
T	N. Masters	DT	D. Hanner
	O. Spencer		J. Kimmel
	H. Bullough	LB	T. Bettis
G	F. Gregg		*D. Currie
	*J. Kramer		B. Forester
	J. Salsbury		*R. Nitschke
C	J. Ringo	DB	B. Dillon
	*J. Francis		H. Gremminger
QB	B. Parilli		B. Kinard
	B. Starr		J. Symank
	A. Carmichael		J. Whittenton
HB	P. Hornung		
	D. McIlhenny		
	A. Romine		
FB	*J. Shanley		
	H. Ferguson		
	*J. Taylor		

COMMUNITY

ADMIN. & COACHES

VETERANS

DRAFT & FREE AGENTS

2022 REVIEW

1958

LAMBEAU FIELD

MISC.

# 1959 7-5-0, .583, THIRD (TIE), WESTERN CONFERENCE

Head Coach:	Vince Lombardi	GB	Opp	Attend	Site	Starting QB	Temp	
S 27	Chicago Bears (GB)	W	9	6	32,150	CIS	L.McHan	69
O 4	Detroit Lions (GB)	W	28	10	32,150	CIS	L.McHan	59
O 11	San Francisco 49ers (GB)	W	21	20	32,150	CIS	L.McHan	38
O 18	Los Angeles Rams (Milw)	L	6	45	36,194	CoS	L.McHan	51
O 25	@ Baltimore Colts	L	21	38	57,557	BMS	L.McHan	46
N 1	@ New York Giants	L	3	20	68,837	YS	L.McHan	56
N 8	@ Chicago Bears	L	17	28	46,205	WF	L.McHan	41
N 15	Baltimore Colts (Milw)	L	24	28	25,521	CoS	B.Starr	34
N 22	Washington Redskins (GB)	W	21	0	31,853	CIS	B.Starr	38
N 26	@ Detroit Lions	W	24	17	49,221	TgS	B.Starr	32
D 6	@ Los Angeles Rams	W	38	20	61,044	LAC	B.Starr	80
D 13	@ San Francisco 49ers	W	36	14	55,997	KS	B.Starr	50
		248	246	528,879				
<b>Home:</b> 4-2 (190,018)		<b>Away:</b> 3-3 (338,861)						

	GB	Opp	Rushing	No	Yds	Avg	Long	TD
<b>Total First Downs</b>	212	215	Hornung	152	681	4.5	63	7
Rushing	109	101	Taylor	120	452	3.8	21	6
Passing	87	102	Carpenter	60	322	5.4	55t	1
Penalty	16	12	McIlhenny	47	231	4.9	46	1
<b>Total Net Yards</b>	3739	3552	Starr	16	83	5.2	39	0
Avg. Per Game	311.6	296.0	McHan	16	64	4.0	19	0
Total Plays	689	759	Butler	7	49	7.0	16	0
Avg. Per Play	5.4	4.7	*Dowler	1	20	20.0	20	0
<b>Net Yards Rushing</b>	1907	1770	Francis	2	5	2.5	8	0
Avg. Per Game	158.9	147.5	<b>Packers</b>	<b>421</b>	<b>1907</b>	<b>4.5</b>	<b>63</b>	<b>15</b>
Total Rushes	421	430	<b>Opponents</b>	<b>430</b>	<b>1770</b>	<b>4.1</b>	<b>49t</b>	<b>14</b>
<b>Net Yards Passing</b>	1832	1782						
Avg. Per Game	152.7	148.5						
Yds. Lost Att. to Pass	131	248						
Gross Yards	1963	2030						
Att./Completions	268/128	329/169						
Completion Pct.	47.8	51.4						
Had Intercepted	17	14						
<b>Punts/Average</b>	64/42.4	56/44.3						
Net Punting Avg.	64/36.3	56/36.2						
<b>Penalties/Yards</b>	49/435	51/450						
<b>Fumbles/Ball Lost</b>	24/16	28/15						
<b>Touchdowns</b>	32	30						
Rushing	15	14						
Passing	16	14						
Returns	1	2						

By Quarter	Q1	Q2	Q3	Q4	OT	Pts
Packers	55	82	44	67	0	248
Opponents	66	68	75	37	0	246

Western Conf.	W	L	T	Pct	Pts	OP
Bal. Colts	9	3	0	.750	374	251
Chi. Bears	8	4	0	.667	252	196
<b>Green Bay</b>	<b>7</b>	<b>5</b>	<b>0</b>	<b>.583</b>	<b>248</b>	<b>246</b>
San Francisco	7	5	0	.583	255	237
Detroit	3	8	1	.273	203	275
L.A. Rams	2	10	0	.167	242	315

Receiving	No	Yds	Avg	Long	TD
*Dowler	32	549	17.2	35	4
McGee	30	695	23.2	81t	5
Knafelc	27	384	14.2	38	4
Hornung	15	113	7.5	19	0
Taylor	9	71	7.9	20t	2
McIlhenny	8	95	11.9	30	1
Carpenter	5	47	9.4	23	0
*Williams	1	11	11.0	11	0
*Butler	1	-2	-2.0	-2	0
<b>Packers</b>	<b>128</b>	<b>1963</b>	<b>15.3</b>	<b>81t</b>	<b>16</b>
<b>Opponents</b>	<b>169</b>	<b>2030</b>	<b>12.0</b>	<b>75t</b>	<b>14</b>

\* — rookie

Scoring	TD	Ru	Pa	Rt	PAT	Fg	S	Pts
Hornung	7	7	0	0	31/32	7/17	0	94
Taylor	8	6	2	0	0	0	0	48
McGee	5	0	5	0	0	0	0	30
*Dowler	4	0	4	0	0	0	0	24
Knafelc	4	0	4	0	0	0	0	24
McIlhenny	2	1	1	0	0	0	0	12
*Butler	1	0	0	1	0	0	0	6
Carpenter	1	1	0	0	0	0	0	6
Forester	0	0	0	0	0	0	0	2
Hanner	0	0	0	0	0	0	0	1
<b>Packers</b>	<b>32</b>	<b>15</b>	<b>16</b>	<b>1</b>	<b>31/32</b>	<b>7/17</b>	<b>2</b>	<b>248</b>
<b>Opponents</b>	<b>30</b>	<b>14</b>	<b>14</b>	<b>2</b>	<b>28/29</b>	<b>12/22</b>	<b>1</b>	<b>246</b>

Field Goals	1-19	20-29	30-39	40-49	50+
Hornung	0/6	5/7	1/2	1/2	0/0
<b>Packers</b>	<b>0/6</b>	<b>5/7</b>	<b>1/2</b>	<b>1/2</b>	<b>0/0</b>
<b>Opponents</b>	<b>1/4</b>	<b>3/3</b>	<b>2/4</b>	<b>5/8</b>	<b>1/3</b>
<b>Hornung:</b> (ON,ON)(0)(47N)(22G,46G)(0)(29G,14N)					
<b>(27G)(ON,ON,23G)(ON)(39G,32N)(24N,23G)(25N)</b>					
<b>Opponents:</b> (ON,46G,42G)(55N,50G)					
<b>(28G,32G,47N,37N)(11B,22G,17G,33G)</b>					
<b>(43N,43G)(52N,49G,49G,47N)(0)(0B) (22G,32N)</b>					
<b>(0)</b>					

Interceptions	No	Yds	Avg	Long	TD
Forester	2	48	24.0	34	0
Symank	2	46	23.0	25	0
Freeman	2	22	11.0	22	0
Tunnell	2	20	10.0	18	0
Gremminger	1	45	45.0	45	0
Currie	1	25	25.0	25	0
Temp	1	13	13.0	13	0
Dillon	1	7	7.0	7	0
Quinlan	1	5	5.0	5	0
Bettis	1	0	0.0	0	0
<b>Packers</b>	<b>14</b>	<b>231</b>	<b>16.5</b>	<b>45</b>	<b>0</b>
<b>Opponents</b>	<b>17</b>	<b>227</b>	<b>13.4</b>	<b>49</b>	<b>1</b>

Punting	No	Yds	Avg	TB	In	Lg	B
McGee	64	2716	42.4	5	-	61	1
<b>Packers</b>	<b>64</b>	<b>2716</b>	<b>42.4</b>	<b>5</b>	<b>-</b>	<b>61</b>	<b>1</b>
<b>Opponents</b>	<b>56</b>	<b>2481</b>	<b>44.3</b>	<b>7</b>	<b>-</b>	<b>61</b>	<b>0</b>
Punt Returns	Ret	FC	Yds	Avg	Long	TD	
*Butler	18	0	163	9.1	61t	1	
Carpenter	13	0	150	11.5	51	0	
Symank	1	0	0	0.0	0	0	
Tunnell	1	0	3	3.0	3	0	
<b>Packers</b>	<b>33</b>	<b>0</b>	<b>316</b>	<b>9.6</b>	<b>61t</b>	<b>1</b>	
<b>Opponents</b>	<b>40</b>	<b>0</b>	<b>291</b>	<b>7.3</b>	<b>71t</b>	<b>1</b>	

Kickoff Returns	No	Yds	Avg	Long	TD
*Butler	21	472	22.5	35	0
Symank	14	338	24.1	39	0
McIlhenny	3	50	16.7	24	0
Francis	2	52	26.0	28	0
Nitschke	2	13	6.5	10	0
Carpenter	1	24	24.0	24	0
<b>Packers</b>	<b>43</b>	<b>949</b>	<b>22.1</b>	<b>39</b>	<b>0</b>
<b>Opponents</b>	<b>40</b>	<b>917</b>	<b>22.9</b>	<b>85</b>	<b>0</b>

## Primary Starters

LE	M.McGee	DE	J.Temp
LT	N.Masters	B.Quinlan	H.Jordan
	B.Skoronski	DT	D.Hanner
LG	F.Thurston	D.Hanner	T.Bettis
C	J.Ringo	LB	D.Curie
RG	J.Kramer	D.Curie	B.Forester
RT	F.Gregg	B.Forester	B.Dillon
RE	G.Knafelc	DB	B.Dillon
QB	L.McHan	H.Gremminger	E.Tunnell
	B.Starr	E.Tunnell	J.Whitenton
HB	P.Hornung	J.Whitenton	
HB	*B.Dowler		
	L.McIlhenny		
FB	J.Taylor		

Passing	Att	Cmp	Yds	Cmp%	Yds/Att	TD	TD%	Int	Int%	LG	Sk	Yds	Rtng
Starr	134	70	972	52.2	7.25	6	4.5	7	5.2	44	30	69.0	
McHan	108	48	805	44.4	7.45	8	7.4	9	8.3	81t	94	60.1	
Francis	18	5	91	27.8	5.06	0	0.0	1	5.6	24	7	25.0	
Hornung	8	5	95	62.5	11.88	2	25.0	0	0.0	30t	0	143.2	
<b>Packers</b>	<b>268</b>	<b>128</b>	<b>1963</b>	<b>47.8</b>	<b>7.32</b>	<b>16</b>	<b>6.0</b>	<b>17</b>	<b>6.3</b>	<b>81t</b>	<b>131</b>	<b>65.9</b>	
<b>Opponents</b>	<b>329</b>	<b>169</b>	<b>2030</b>	<b>51.4</b>	<b>6.17</b>	<b>14</b>	<b>4.3</b>	<b>14</b>	<b>4.3</b>	<b>75t</b>	<b>248</b>	<b>67.1</b>	

COMMUNITY

ADMIN. & COACHES

VETERANS

DRAFT & FREE AGENTS

REVIEW

1959

LAMBEAU FIELD

MISC.

# 8-4-0, .667, FIRST, WESTERN CONFERENCE 1960

Head Coach:	Vince Lombardi	GB	Opp	Attend	Site	Starting QB	Temp	
S 25	Chicago Bears (GB)	L	14	17	32,150	CiS	B.Starr	52
O 2	Detroit Lions (GB)	W	28	9	32,150	CiS	L.McHan	57
O 9	Baltimore Colts (GB)	W	35	21	32,150	CiS	L.McHan	66
O 23	San Francisco 49ers (Milw)	W	41	14	39,914	CoS	L.McHan	50
O 30	@ Pittsburgh Steelers	W	19	13	30,155	FoF	L.McHan	
N 6	@ Baltimore Colts	L	24	38	57,808	BMS	B.Starr	
N 13	Dallas Cowboys (GB)	W	41	7	32,294	CiS	B.Starr	51
N 20	Los Angeles Rams (Milw)	L	31	33	35,763	CoS	B.Starr	47
N 24	@ Detroit Lions	L	10	23	51,123	BrS	B.Starr	48
D 4	@ Chicago Bears	W	41	13	46,406	WF	B.Starr	
D 10	@ San Francisco 49ers	W	13	0	53,612	KS	B.Starr	49
D 17	@ Los Angeles Rams	W	35	21	53,445	LAC	B.Starr	72
			332	209	496,970			

Home: 4-2 (204,421) Away: 4-2 (292,549)

### NFL Championship

D 26	@ Philadelphia Eagles	L	13	17	67,325	FrF	B.Starr	35
------	-----------------------	---	----	----	--------	-----	---------	----

Scoring	TD	Ru	Pa	RE	PAT	FG	S	PTS
Hornung	15	13	2	0	41/41	15/28	0	176
Taylor	11	11	0	0	0	0	0	66
*Moore	5	4	1	0	0	0	0	30
McGee	4	0	4	0	0	0	0	24
Dowler	2	0	2	0	0	0	0	12
Davis	1	0	0	1	0	0	0	6
McHan	1	1	0	0	0	0	0	6
Nitschke	1	0	0	1	0	0	0	6
*Winslow	1	0	0	1	0	0	0	6
<b>Packers</b>	<b>41</b>	<b>29</b>	<b>9</b>	<b>3</b>	<b>41/41</b>	<b>15/28</b>	<b>0</b>	<b>332</b>
<b>Opponents</b>	<b>26</b>	<b>7</b>	<b>19</b>	<b>0</b>	<b>24/25</b>	<b>9/13</b>	<b>1</b>	<b>209</b>

### Field Goals

	1-19	20-29	30-39	40-49	50+
Hornung	3/7	5/6	4/9	3/5	0/1
<b>Packers</b>	<b>3/7</b>	<b>5/6</b>	<b>4/9</b>	<b>3/5</b>	<b>0/1</b>
<b>Opponents</b>	<b>4/5</b>	<b>2/2</b>	<b>2/4</b>	<b>1/1</b>	<b>0/1</b>

Hornung: (ON, ON)(ON)(37N, 47G, 32G)  
 (35G, 35G, 45G, 17G, 50N, 40N)(32B, 21G)  
 (18N, 21G, 21G)(12G, 37B, 22N)(12G)(21G, 41G)  
 (30N, 38G, 23G)(41N, 32N)

Opponents: (ON, 16G)(14G, 20G, 48G)(0)(33N)(0)  
 (31G)(0)(23G, 17G, 31G, 9G)(53N)(0)(35N)

Interceptions	No	Yds	Av	Long	TD
Whittenton	6	101	16.8	52	0
Currie	4	75	18.8	33	0
Nitschke	3	90	30.0	43	1
Gremminger	3	52	17.3	21	0
Tunnell	3	22	7.3	22	0
Forester	2	18	9.0	15	0
Symank	1	0	0.0	0	0
<b>Packers</b>	<b>22</b>	<b>358</b>	<b>16.3</b>	<b>52</b>	<b>1</b>
<b>Opponents</b>	<b>13</b>	<b>185</b>	<b>14.2</b>	<b>44</b>	<b>0</b>

Punting	No	Yds	Av	TB	In	Lg	B
McGee	31	1291	41.6	1	-	58	1
Dowler	18	729	40.5	2	-	61	2
<b>Packers</b>	<b>49</b>	<b>2020</b>	<b>41.2</b>	<b>3</b>	-	<b>61</b>	<b>3</b>
<b>Opponents</b>	<b>66</b>	<b>2600</b>	<b>36.2</b>	<b>2</b>	-	<b>59</b>	<b>3</b>

Punt Returns	Ret	FC	Yds	Av	Long	TD
*Wood	16	0	106	6.6	33	0
Carpenter	9	0	59	6.6	12	0
Forester	1	0	7	7.0	7	0
<b>Packers</b>	<b>26</b>	<b>0</b>	<b>172</b>	<b>6.6</b>	<b>33</b>	<b>0</b>
<b>Opponents</b>	<b>22</b>	<b>0</b>	<b>144</b>	<b>6.5</b>	<b>25</b>	<b>0</b>

Kickoff Returns	No	Yds	Av	Long	TD
Carpenter	12	249	20.8	29	0
*Moore	12	397	33.1	84	0
Symank	4	103	25.8	32	0
Hickman	3	54	18.0	27	0
Nitschke	2	33	16.5	17	0
Meilinger	1	0	0.0	0	0
Temp	1	16	16.0	16	0
<b>Packers</b>	<b>35</b>	<b>852</b>	<b>24.3</b>	<b>84</b>	<b>0</b>
<b>Opponents</b>	<b>57</b>	<b>1158</b>	<b>20.3</b>	<b>42</b>	<b>0</b>

	GB	Opp				
<b>Total First Downs</b>	237	199				
Rushing	135	74				
Passing	86	110				
Penalty	16	15				
<b>Total Net Yards</b>	4025	3442				
Av. Per Game	335.4	286.8				
Total Plays	742	715				
Av. Per Play	5.4	4.8				
<b>Net Yards Rushing</b>	2150	1285				
Av. Per Game	179.2	107.1				
Total Rushes	463	350				
<b>Net Yards Passing</b>	1875	2157				
Av. Per Game	156.3	179.8				
Yds. Lost Att. to Pass	118	275				
Gross Yards	1993	2432				
Att./Completions	279/137	365/192				
Completion Pct.	49.1	52.6				
Had Intercepted	13	22				
<b>Punts/Average</b>	49/41.2	66/39.4				
Net Punting Av.	49/37.1	66/36.2				
<b>Penalties/Yards</b>	64/578	61/636				
<b>Fumbles/Ball Lost</b>	18/12	23/15				
<b>Touchdowns</b>	41	26				
Rushing	29	7				
Passing	9	19				
Returns	3	0				
<b>By Quarter</b>	<b>Q1</b>	<b>Q2</b>	<b>Q3</b>	<b>Q4</b>	<b>OT</b>	<b>PTS</b>
Packers	47	98	69	118	0	332
Opponents	40	53	34	82	0	209

	Rushing	No	Yds	Av	Long	TD
Taylor	230	1101	4.8	32	11	
Hornung	160	671	4.2	37	13	
*Moore	45	237	5.3	59	4	
McHan	8	67	8.4	35	1	
Carpenter	1	24	24.0	24	0	
Hickman	7	22	3.1	4	0	
Starr	7	12	1.7	13	0	
McGee	2	11	5.5	16	0	
Dowler	1	8	8.0	8	0	
*Winslow	2	-3	-1.5	3	0	
<b>Packers</b>	<b>463</b>	<b>2150</b>	<b>4.6</b>	<b>59</b>	<b>29</b>	
<b>Opponents</b>	<b>350</b>	<b>1285</b>	<b>3.7</b>	<b>35</b>	<b>7</b>	

Western Conf.	W	L	T	Pct	Pts	OP
<b>Green Bay</b>	<b>8</b>	<b>4</b>	<b>0</b>	<b>.667</b>	<b>332</b>	<b>209</b>
Detroit	7	5	0	.583	239	212
San Francisco	7	5	0	.583	208	205
Baltimore	6	6	1	.500	288	234
Chicago	5	6	1	.455	194	299
L.A. Rams	4	7	1	.364	265	297
Dal. Cowboys	0	11	1	.000	177	369

	Receiving	No	Yds	Av	Long	TD
McGee	38	787	20.7	57	4	
Dowler	30	505	16.8	91	2	
Hornung	28	257	9.2	33	2	
Taylor	15	121	8.1	27	0	
Knafelc	14	164	11.7	23	0	
*Moore	5	40	8.0	12	1	
R.Kramer	4	55	13.8	18	0	
Meilinger	2	43	21.5	23	0	
Carpenter	1	21	21.0	21	0	
<b>Packers</b>	<b>137</b>	<b>1993</b>	<b>14.5</b>	<b>91</b>	<b>9</b>	
<b>Opponents</b>	<b>192</b>	<b>2432</b>	<b>12.7</b>	<b>59</b>	<b>19</b>	

\* — rookie

	Passing	Att	Cmp	Yds	Cmp%	Yds/Att	TD	TD%	Int	Int%	LG	Sck	Yds	Rtn
Starr	172	98	1358	57.0	7.90	4	2.3	8	4.7	91	78	70.8		
McHan	91	33	517	36.3	5.68	3	3.3	5	5.5	47	33	44.1		
Hornung	16	6	118	37.5	7.38	2	12.5	0	0.0	40	7	103.6		
<b>Packers</b>	<b>279</b>	<b>137</b>	<b>1993</b>	<b>49.1</b>	<b>7.14</b>	<b>9</b>	<b>3.2</b>	<b>13</b>	<b>4.7</b>	<b>91</b>	<b>118</b>	<b>64.1</b>		
<b>Opponents</b>	<b>365</b>	<b>192</b>	<b>2432</b>	<b>52.6</b>	<b>6.66</b>	<b>19</b>	<b>5.2</b>	<b>22</b>	<b>6.0</b>	<b>59</b>	<b>275</b>	<b>65.9</b>		

### Primary Starters

LE	M. McGee	DE	W. Davis
LT	B. Skoronski		B. Quinlan
LG	F. Thurston	DT	D. Hanner
C	J. Ringo		H. Jordan
RG	J. Kramer	LB	D. Currie
RT	F. Gregg		R. Nitschke
RE	G. Knafelc		B. Forester
QB	B. Starr	DB	H. Gremminger
HB	P. Hornung		J. Symank
HB	B. Dowler		E. Tunnell
FB	J. Taylor		J. Whittenton



# 1961 11-3-0, .786, FIRST, WESTERN CONFERENCE

Head Coach:	Vince Lombardi	GB	Opp	Attend	Site	Starting QB	Temp
S 17	Detroit Lions (Milw.)	L	13	44,307	CoS	B.Starr	72
S 24	San Francisco 49ers (GB)	W	30	38,669	CiS	B.Starr	52
O 1	Chicago Bears (GB)	W	24	0	38,669	CiS	B.Starr
O 8	Baltimore Colts (GB)	W	45	7	38,669	CiS	B.Starr
O 15	@ Cleveland Browns	W	49	17	75,042	CMS	B.Starr
O 22	@ Minnesota Vikings	W	33	7	42,007	Met	B.Starr
O 29	Minnesota Vikings (Milw.)	W	28	10	44,112	CoS	B.Starr
N 5	@ Baltimore Bears	L	21	45	57,641	BMS	B.Starr
N 12	@ Chicago Bears	W	31	28	49,711	WF	B.Starr
N 19	Los Angeles Rams (GB)	W	35	17	38,669	CiS	B.Starr
N 23	@ Detroit Lions	W	17	9	55,662	TgS	B.Starr
D 3	New York Giants (Milw.)	W	20	17	47,012	CoS	B.Starr
D 10	@ San Francisco 49ers	L	21	22	55,722	KS	B.Starr
D 17	@ Los Angeles Rams	W	24	17	49,169	LAC	B.Starr
		391	223	675,061			

Home: 6-1 (290,107) Away: 5-2 (384,954)  
**NFL Championship**  
 D 31 New York Giants (GB) W 37 0 39,029 CiS B.Starr 20

	GB	Opp	Rushing	No	Yds	Avg	Long	TD
<b>Total First Downs</b>	274	245	Taylor	243	1307	5.4	53	15
Rushing	142	101	Hornung	127	597	4.7	54	8
Passing	115	126	Moore	61	302	5.0	69	1
Penalty	17	18	*Pitts	23	75	3.3	17	1
<b>Total Net Yards</b>	4714	4051	Starr	12	56	4.7	21	1
Avg. Per Game	336.7	289.4	R.Kramer	.5	13	2.6	10	0
Total Plays	780	826	Carpenter	.1	5	5.0	5	0
Avg. Per Play	6.0	4.9	Roach	.2	-5	-2.5	1	1
<b>Net Yards Rushing</b>	2350	1694	<b>Packers</b>	<b>474</b>	<b>2350</b>	<b>5.0</b>	<b>69</b>	<b>27</b>
Avg. Per Game	167.9	121.0	<b>Opponents</b>	<b>412</b>	<b>1694</b>	<b>4.1</b>	<b>55</b>	<b>12</b>
Total Rushes	474	412						

	GB	Opp	Rushing	No	Yds	Avg	Long	TD
<b>Net Yards Passing</b>	2364	2357						
Avg. Per Game	168.9	168.4						
Yds. Lost Att. to Pass	138	273						
Gross Yards	2502	2630						
Att./Completions	306/177	414/218						
Completion Pct.	57.8	52.7						
Had Intercepted	16	29						
<b>Punts/Average</b>	51/43.0	49/37.8						
Net Punting Avg.	51/33.0	49/29.7						
<b>Penalties/Yards</b>	66/647	52/609						
<b>Fumbles/Ball Lost</b>	18/10	30/17						
<b>Touchdowns</b>	49	26						
Rushing	27	12						
Passing	18	13						
Returns	4	1						

	Q1	Q2	Q3	Q4	OT	Pts
<b>Packers</b>	100	123	44	124	0	391
<b>Opponents</b>	45	81	39	58	0	223

## Primary Starters

LE	M.McGee	LE	W.Davis
LT	B.Skoronski	LT	D.Hammer
LG	F.Thurston	RT	H.Jordan
C	J.Ringo	RE	B.Quinlan
RG	J.Kramer	LLB	D.Curie
	F.Gregg	MLB	R.Nitschke
RT	F.Gregg	RLB	B.Forester
	N.Masters	LH	H.Gremminger
RE	R.Kramer	RH	J.Whittenton
QB	B.Starr	LS	J.Symank
HB	P.Hornung	RS	W.Wood
HB	B.Dowler		
FB	J.Taylor		

Western Conf.	W	L	T	Pct	Pts	QP
<b>Green Bay</b>	11	3	0	.786	391	223
Detroit	8	5	1	.615	270	258
Baltimore	8	6	0	.571	302	307
Chicago	8	6	0	.571	326	302
San Francisco	7	6	1	.538	346	272
L.A. Rams	4	10	0	.286	263	333
Minnesota	3	11	0	.214	285	407

	Receiving	No	Yds	Avg	Long	TD
McGee	51	883	17.3	53	7	
Dowler	36	633	17.6	78	3	
R.Kramer	35	559	16.0	53	4	
Taylor	25	175	7.0	18	1	
Hornung	15	145	9.7	34	2	
Moore	8	41	5.1	11	1	
Knafelc	3	22	10.7	13	0	
Carpenter	3	29	9.7	16	0	
*Pitts	1	5	5.0	5	0	
<b>Packers</b>	<b>177</b>	<b>2502</b>	<b>14.1</b>	<b>78</b>	<b>18</b>	
<b>Opponents</b>	<b>218</b>	<b>2630</b>	<b>12.1</b>	<b>51</b>	<b>13</b>	

Scoring	TD	Ru	Pa	Rt	PAT	FG	S	Pts
Hornung	10	8	2	0	41/41	15/22	0	146
Taylor	16	15	1	0			0	96
McGee	7	0	7	0			0	42
R.Kramer	4	0	4	0			0	24
Dowler	3	0	3	0			0	18
Moore	2	1	1	0			0	12
Wood	2	0	2	0			0	12
Agajanian	0	0	0	0	8/8	1/2	0	11
Currie	1	0	0	1			0	6
*Pitts	1	1	0	0			0	6
Roach	1	1	0	0			0	6
Starr	1	1	0	0			0	6
Whittenton	1	0	0	1			0	6
<b>Packers</b>	<b>49</b>	<b>27</b>	<b>18</b>	<b>4</b>	<b>49/49</b>	<b>16/24</b>	<b>0</b>	<b>391</b>
<b>Opponents</b>	<b>26</b>	<b>12</b>	<b>13</b>	<b>1</b>	<b>26/26</b>	<b>13/21</b>	<b>0</b>	<b>223</b>

Field Goals	1-19	20-29	30-39	40-49	50+
Hornung	8/9	3/4	2/4	1/1	1/4
Agajanian	0/0	1/1	0/1	0/0	0/0
<b>Packers</b>	<b>8/9</b>	<b>4/5</b>	<b>2/5</b>	<b>1/1</b>	<b>1/4</b>
<b>Opponents</b>	<b>7/7</b>	<b>2/3</b>	<b>1/3</b>	<b>3/7</b>	<b>0/1</b>
<b>Hornung:</b> (55N,15G,26G)(13G,43G,15G,8N)					
<b>(37G)(38G)(21N)(13G,18G,13G,16G)(52B)</b>					
<b>(51G,51B)(36N,9G)(23G,25G)(34N)</b>					
<b>Agajanian:</b> (00000000)(35B)(000)(28G)					
<b>Opponents:</b> (44G,52B)(46G)(0)(27G,42N)(42N)					
<b>(13G)(12G)(33N)(48N,27G)(13G,34G,28N,16G)</b>					
<b>(41G,34N)(10G,14G)(44B,17G)</b>					

Interceptions	No	Yds	Avg	Long	TD
Symank	5	99	19.8	41	0
Whittenton	5	98	19.6	41	1
Gremminger	5	54	10.8	41	0
Wood	5	52	10.4	21	0
Currie	3	59	19.7	21	1
Nitschke	2	41	20.5	27	0
Forester	2	33	16.5	33	0
*Alderley	1	9	9.0	9	0
Hanner	1	1	1.0	1	0
<b>Packers</b>	<b>29</b>	<b>446</b>	<b>15.4</b>	<b>41</b>	<b>2</b>
<b>Opponents</b>	<b>16</b>	<b>238</b>	<b>14.9</b>	<b>63</b>	<b>0</b>

Punting	No	Yds	Avg	TB	In	Lg	B
Dowler	38	1674	44.1	10	-	75	0
McGee	13	520	40.0	0	-	51	0
<b>Packers</b>	<b>51</b>	<b>2194</b>	<b>43.0</b>	<b>10</b>	<b>-</b>	<b>75</b>	<b>0</b>
<b>Opponents</b>	<b>49</b>	<b>1851</b>	<b>29.7</b>	<b>2</b>	<b>-</b>	<b>61</b>	<b>0</b>

Punt Returns	Ret	FC	Yds	Avg	Long	TD
Wood	14	11	225	16.1	72	2
Carpenter	6	5	130	21.7	48	0
<b>Packers</b>	<b>20</b>	<b>16</b>	<b>355</b>	<b>17.8</b>	<b>72</b>	<b>2</b>
<b>Opponents</b>	<b>25</b>	<b>4</b>	<b>313</b>	<b>12.5</b>	<b>90</b>	<b>1</b>

Kickoff Returns	No	Yds	Avg	Long	TD
*Alderley	18	478	26.6	61	0
Moore	15	409	27.3	60	0
Symank	4	121	30.3	38	0
Forester	3	55	18.3	20	0
*Pitts	1	14	14.0	14	0
<b>Packers</b>	<b>41</b>	<b>1077</b>	<b>26.3</b>	<b>61</b>	<b>0</b>
<b>Opponents</b>	<b>69</b>	<b>1597</b>	<b>23.1</b>	<b>64</b>	<b>0</b>

Passing	Att	Cmp	Yds	Cmp%	Yds/Att	TD	TD%	Int	Int%	LG	Sck	Yds	Rtng
Starr	295	172	2418	58.3	8.20	16	5.4	16	5.4	78	138	80.3	
Hornung	5	3	42	60.0	8.40	1	20.0	0	0.0	20	0	126.7	
Roach	4	0	0	0.0	0.00	0	0.0	0	0.0	0	0	39.6	
Moore	2	2	42	100.0	21.00	1	50.0	0	0.0	22	0	158.3	
<b>Packers</b>	<b>306</b>	<b>177</b>	<b>2502</b>	<b>57.8</b>	<b>8.18</b>	<b>18</b>	<b>5.9</b>	<b>16</b>	<b>5.2</b>	<b>78</b>	<b>138</b>	<b>82.2</b>	
<b>Opponents</b>	<b>414</b>	<b>218</b>	<b>2630</b>	<b>52.7</b>	<b>6.35</b>	<b>13</b>	<b>3.1</b>	<b>29</b>	<b>7.0</b>	<b>51</b>	<b>273</b>	<b>53.7</b>	

\* — rookie

COMMUNITY  
 ADMIN. & COACHES  
 VETERANS  
 DRAFT & FREE AGENTS  
 REVIEW  
 2022  
 1961

LAMBEAU FIELD  
 MISC.

# 13-1-0, .929, FIRST, WESTERN CONFERENCE 1962

Head Coach:	Vince Lombardi	GB	Opp	Attend	Site	Starting QB	Temp
S 16	Minnesota Vikings (GB)	W 34	7	38,669	CIS	B.Starr	74
S 23	St. Louis Cardinals (Milw)	W 17	0	44,885	CoS	B.Starr	61
S 30	Chicago Bears (GB)	W 49	0	38,669	CIS	B.Starr	70
O 7	Detroit Lions (GB)	W 9	7	38,669	CIS	B.Starr	58
O 14	@ Minnesota Vikings	W 48	21	41,475	Met	B.Starr	75
O 21	San Francisco 49ers (Milw)	W 31	13	46,010	CoS	B.Starr	55
O 28	@ Baltimore Colts	W 17	6	57,966	BMS	B.Starr	
N 4	@ Chicago Bears	W 38	7	48,753	WF	B.Starr	30
N 11	@ Philadelphia Eagles	W 49	0	60,671	FRF	B.Starr	53
N 18	Baltimore Colts (GB)	W 17	13	38,669	CIS	B.Starr	36
N 22	@ Detroit Lions	L 14	26	57,598	TgS	B.Starr	32
D 2	Los Angeles Rams (Milw)	W 41	10	46,833	CoS	B.Starr	57
D 9	@ San Francisco 49ers	W 31	21	53,769	KS	B.Starr	60
D 16	@ Los Angeles Rams	W 20	17	60,353	LAC	B.Starr	70

415 148 672,989

Home: 7-0 (292,404) Away: 6-1 (380,585)

### NFL Championship

D 30	@ New York Giants	W 16	7	64,892	YS	B.Starr	17
------	-------------------	------	---	--------	----	---------	----

	GB	Opp	Rushing	No	Yds	Avg	Long	TD
<b>Total First Downs</b>	281	191	Taylor	272	1474	5.4	51	19
Rushing	145	88	Moore	112	377	3.4	32t	7
Passing	120	94	Hornung	57	219	3.8	37t	5
Penalty	16	9	*Gros	29	155	5.3	26	2
<b>Total Net Yards</b>	4791	3277	Pitts	22	110	5.0	26t	2
Avg. Per Game	342.2	234.1	Starr	21	72	3.4	18	1
Total Plays	829	759	McGee	3	52	17.3	36	0
Avg. Per Play	5.8	4.3	Roach	1	5	5.0	5	0
<b>Net Yards Rushing</b>	2460	1531	R.Kramer	1	-4	-4.0	-4	0
Avg. Per Game	175.7	109.4	<b>Packers</b>	<b>518</b>	<b>2460</b>	<b>4.7</b>	<b>51</b>	<b>36</b>
Total Rushes	518	404	<b>Opponents</b>	<b>404</b>	<b>1531</b>	<b>3.8</b>	<b>40</b>	<b>4</b>

	GB	Opp	Rushing	No	Yds	Avg	Long	TD
<b>Net Yards Passing</b>	2331	1746	Taylor	272	1474	5.4	51	19
Avg. Per Game	166.5	124.7	Moore	112	377	3.4	32t	7
Yds. Lost Att. to Pass	290	338	Hornung	57	219	3.8	37t	5
Gross Yards	2621	2084	*Gros	29	155	5.3	26	2
Att./Completions	311/187	355/187	Pitts	22	110	5.0	26t	2
Completion Pct.	60.1	52.7	Starr	21	72	3.4	18	1
Had Intercepted	13	31	McGee	3	52	17.3	36	0
<b>Punts/Average</b>	50/40.9	58/43.2	Roach	1	5	5.0	5	0
Net Punting Avg.	50/36.1	58/37.2	R.Kramer	1	-4	-4.0	-4	0
Penalties/Yards	59/617	54/611	<b>Packers</b>	<b>518</b>	<b>2460</b>	<b>4.7</b>	<b>51</b>	<b>36</b>
<b>Fumbles/Ball Lost</b>	29/15	28/19	<b>Opponents</b>	<b>404</b>	<b>1531</b>	<b>3.8</b>	<b>40</b>	<b>4</b>

Western Conf.	W	L	T	Pct	Pts	DP
<b>Green Bay</b>	<b>13</b>	<b>1</b>	<b>0</b>	<b>.929</b>	<b>415</b>	<b>148</b>
Detroit	11	3	0	.786	315	177
Chicago	9	5	0	.643	321	287
Baltimore	7	7	0	.500	293	288
San Francisco	6	8	0	.429	282	331
Minnesota	2	11	1	.154	254	410
L.A. Rams	1	12	1	.077	220	334

	GB	Opp	Rushing	No	Yds	Avg	Long	TD
<b>By Quarter</b>	Q1	Q2	Q3	Q4	OT	Pts		
Packers	71	115	93	136	0	415		
Opponents	26	71	16	35	0	148		

	GB	Opp	Rushing	No	Yds	Avg	Long	TD
<b>Receiving</b>			McGee	49	820	16.7	64	3
Dowler	49	724	14.8	41	2			
R.Kramer	37	555	15.0	54t	7			
Taylor	22	106	4.8	24	0			
Moore	11	100	9.1	34	0			
Hornung	9	168	18.7	83t	2			
Carpenter	7	104	14.9	22	0			
Pitts	3	44	14.7	29	0			
<b>Packers</b>	<b>187</b>	<b>2621</b>	<b>14.0</b>	<b>83t</b>	<b>14</b>			
<b>Opponents</b>	<b>187</b>	<b>2084</b>	<b>11.1</b>	<b>63</b>	<b>10</b>			

Scoring	TD	RU	PA	RT	PAT	FG	S	PTS
Taylor	19	19	0	0			0	114
Hornung	7	5	2	0	14/14	6/10	0	74
J.Kramer	0	0	0	0	38/39	9/11	0	65
R.Kramer	7	7	0	0			0	42
Moore	7	7	0	0			0	42
McGee	3	0	0	0			0	18
Adderley	2	0	2	0			0	12
Dowler	2	0	2	0			0	12
*Gros	2	2	0	0			0	12
Pitts	2	2	0	0			0	12
Davis	1	0	1	0			0	6
Starr	1	1	0	0			0	6
<b>Packers</b>	<b>53</b>	<b>36</b>	<b>14</b>	<b>3</b>	<b>52/53</b>	<b>15/21</b>	<b>0</b>	<b>415</b>
<b>Opponents</b>	<b>17</b>	<b>4</b>	<b>10</b>	<b>3</b>	<b>17/17</b>	<b>9/23</b>	<b>1</b>	<b>148</b>

Field Goals	1-19	20-29	30-39	40-49	50+
J.Kramer	3/3	3/3	3/4	0/1	0/0
Hornung	4/5	1/2	0/1	1/2	0/0
<b>Packers</b>	<b>7/8</b>	<b>4/5</b>	<b>3/5</b>	<b>1/3</b>	<b>0/0</b>
<b>Opponents</b>	<b>3/4</b>	<b>0/2</b>	<b>4/9</b>	<b>2/8</b>	<b>0/0</b>

J.Kramer: (0)(0)(146,356,43B)(27G)(23G)(17G)  
 (0)(24G)(31B)(35G,37G)(17G)  
 Hornung: (36N,106,45G)(0N,13G)  
 (15G,15G,47N,21G)(0)(0)(25N)(0)(0)(0)  
 Opponents: (0)(0N)(34N)(25B,41N)  
 (31G,13G,36N)(34G,47N,34G,38N)(47N)  
 (0)(42G,18G)(38B,47G,24B)(13G)(36N)  
 (39G,41N,43N,43N)

Interceptions	No	Yds	Avg	Long	TD
Wood	9	132	14.7	37	0
Adderley	7	132	18.9	50t	1
Gremminger	5	88	17.6	35	0
Nitschke	4	56	14.0	28	0
Whitenton	3	40	13.3	36	0
Quinlan	1	4	4.0	4	0
Hanner	1	0	0.0	0	0
Jordan	1	0	0.0	0	0
<b>Packers</b>	<b>31</b>	<b>452</b>	<b>14.6</b>	<b>50t</b>	<b>1</b>
<b>Opponents</b>	<b>13</b>	<b>122</b>	<b>9.4</b>	<b>35</b>	<b>1</b>

Punting	No	Yds	Avg	TB	In	Lg	B
Dowler	36	1550	43.1	2	-	75	0
McGee	14	496	35.4	1	-	56	0
<b>Packers</b>	<b>50</b>	<b>2046</b>	<b>40.9</b>	<b>3</b>	<b>-</b>	<b>75</b>	<b>0</b>
<b>Opponents</b>	<b>58</b>	<b>2506</b>	<b>43.2</b>	<b>3</b>	<b>-</b>	<b>80</b>	<b>0</b>

Punt Returns	Ret	FG	Yds	Avg	Long	TD
Wood	23	9	273	11.9	65	0
Pitts	7	3	17	2.4	7	0
Kostelnik	1	0	0.0	0	0	0
<b>Packers</b>	<b>31</b>	<b>12</b>	<b>290</b>	<b>9.4</b>	<b>65</b>	<b>0</b>
<b>Opponents</b>	<b>20</b>	<b>6</b>	<b>183</b>	<b>9.2</b>	<b>85t</b>	<b>1</b>

\* — rookie

Kickoff Returns	No	Yds	Avg	Long	TD
Adderley	15	418	27.9	103t	1
Moore	13	284	21.8	28	0
*Gros	1	7	7.0	7	0
Nitschke	1	7	7.0	7	0
<b>Packers</b>	<b>30</b>	<b>716</b>	<b>23.9</b>	<b>103t</b>	<b>1</b>
<b>Opponents</b>	<b>76</b>	<b>1524</b>	<b>20.1</b>	<b>47</b>	<b>0</b>

### Primary Starters

LE	M.McGee	LE	W.Davis
LT	B.Skoronski	LT	D.Hanner
LG	F.Thurston	RT	H.Jordan
C	J.Ringo	RE	B.Quinlan
RG	J.Kramer	LLB	D.Curie
RT	F.Gregg	MLB	R.Nitschke
RE	R.Kramer	LB	B.Forester
QB	B.Starr	RH	H.Adderley
HB	P.Hornung	RH	J.Whitenton
HB	B.Dowler	LS	H.Gremminger
FB	J.Taylor	RS	W.Wood

Passing	Att	Cmp	Yds	Cmp%	Yds/Att	TD	TD%	Int	Int%	LG	Sk	Yds	Rtng
Starr	285	178	2438	62.5	8.55	12	4.2	9	3.2	83t	286		90.7
Roach	12	3	33	25.0	2.75	0	0.0	0	0.0	18	4		39.6
Hornung	6	4	80	66.7	13.33	0	0.0	2	33.3	41	0		70.1
Moore	5	2	70	40.0	14.00	2	40.0	1	20.0	45t	0		87.5
Pitts	2	0	0	0.0	0.00	0	0.0	0	0.0	0	0		39.6
McGee	1	0	0	0.0	0.00	0	0.0	1	100.0	0	0		0.0
<b>Packers</b>	<b>311</b>	<b>187</b>	<b>2621</b>	<b>60.1</b>	<b>8.43</b>	<b>14</b>	<b>4.5</b>	<b>13</b>	<b>4.2</b>	<b>83t</b>	<b>290</b>		<b>84.9</b>
<b>Opponents</b>	<b>355</b>	<b>187</b>	<b>2084</b>	<b>52.7</b>	<b>5.87</b>	<b>10</b>	<b>2.8</b>	<b>31</b>	<b>8.7</b>	<b>63</b>	<b>338</b>		<b>43.4</b>

COMMUNITY

ADMIN. & COACHES

VETERANS

DRAFT & FREE AGENTS

2022 REVIEW

1962

LAMBAU FIELD

MISC.

# 1963 11-2-1, .846, SECOND, WESTERN CONFERENCE

Head Coach:	Vince Lombardi	GB	Opp	Attend	Site	Starting QB	Temp	
S 15	Chicago Bears (GB)	L	3	10	42,327	CIS	B.Starr	70
S 22	Detroit Lions (Milw)	W	31	10	45,912	CoS	B.Starr	58
S 29	Baltimore Colts (GB)	W	31	20	42,327	CIS	B.Starr	56
O 6	Los Angeles Rams (GB)	W	42	10	42,327	CIS	B.Starr	84
O 13	@ Minnesota Vikings	W	37	28	42,567	Met	B.Starr	75
O 20	@ St. Louis Cardinals	W	30	7	32,224	BuS	B.Starr	85
O 27	@ Baltimore Colts	W	34	20	60,065	BMS	J.Roach	
N 3	Pittsburgh Steelers (Milw)	W	33	14	46,293	CoS	J.Roach	57
N 10	Minnesota Vikings (GB)	W	28	7	42,327	CIS	J.Roach	50
N 17	@ Chicago Bears	L	7	26	49,166	WF	J.Roach	67
N 24	San Francisco 49ers (Milw)	W	28	10	45,905	CoS	B.Starr	39
N 28	@ Detroit Lions	T	13	13	54,016	TgS	B.Starr	50
D 7	@ Los Angeles Rams	W	31	14	52,357	LAC	B.Starr	82
D 14	@ San Francisco 49ers	W	21	17	31,031	KS	B.Starr	45

369 206 628,844  
**Home:** 6-1 (307,418) **Away:** 5-1-1 (321,426)

**Playoff Bowl**  
 \*J 5 Cleveland Browns (@ Miami) ... W 40 23 54,921

	GB	Opp	Rushing	No	Yds	Avg	Long	TD
<b>Total First Downs</b>	258	193	Taylor	248	1018	4.1	40t	9
Rushing	114	92	Moore	132	658	5.0	77t	6
Passing	126	87	Pitts	54	212	3.9	34t	5
Penalty	18	14	Gros.	48	203	4.2	19t	2
<b>Total Net Yards</b>	4781	3599	Starr	13	116	8.9	20	0
Avg. Per Game	341.5	257.1	Roach	3	31	10.3	22	0
Total Plays	869	845	Carpenter	2	8	4.0	5	0
Avg. Per Play	5.5	4.3	Mestnik	1	4	4.0	4	0
<b>Net Yards Rushing</b>	2248	1586	Norton	2	0	0.0	4	0
Avg. Per Game	160.6	113.3	Bratkowski	1	-2	-2.0	-2	0
Total Rushes	504	428	<b>Packers</b>	<b>504</b>	<b>2248</b>	<b>4.5</b>	<b>77t</b>	<b>22</b>
<b>Net Yards Passing</b>	2533	2013	<b>Opponents</b>	<b>428</b>	<b>1586</b>	<b>3.7</b>	<b>52t</b>	<b>11</b>
Avg. Per Game	180.9	143.8						
Sacked/Yards Lost	20/178	39/327						
Gross Yards	2711	2340						
Att./Completions	345/179	378/180						
Completion Pct.	51.9	47.6						
Had Intercepted	21	22						
<b>Punts/Average</b>	51/44.7	59/43.4						
Net Punting Avg.	51/39.2	59/38.1						
<b>Penalties/Yards</b>	53/517	59/568						
<b>Fumbles/Ball Lost</b>	30/20	31/21						
<b>Touchdowns</b>	46	23						
Rushing	22	11						
Passing	22	9						
Returns	2	3						

	GB	Opp	Rushing	No	Yds	Avg	Long	TD
<b>By Quarter</b>	<b>Q1</b>	<b>Q2</b>	<b>Q3</b>	<b>Q4</b>	<b>OT</b>	<b>Pts</b>		
Packers	66	97	92	114	0	369		
Opponents	47	47	44	68	0	206		

Western Conf.	W	L	T	Pct	Pts	QP
Chicago	11	1	2	.917	301	144
<b>Green Bay</b>	<b>11</b>	<b>2</b>	<b>1</b>	<b>.846</b>	<b>369</b>	<b>206</b>
Baltimore	8	6	0	.571	316	285
Detroit	5	8	1	.385	326	265
Minnesota	5	8	1	.385	309	390
Los Angeles	5	9	0	.357	210	350
San Francisco	2	12	0	.143	198	391

Receiving	No	Yds	Avg	Long	TD
Dowler	53	901	17.0	53t	6
McGee	39	749	19.2	64	6
R.Kramer	32	537	16.8	49	4
Moore	23	237	10.3	45t	2
Taylor	13	68	5.2	27t	1
Pitts	9	54	6.0	21	1
*Fleming	7	132	18.9	33	2
Gros.	1	19	19.0	19	0
Carpenter	1	12	12.0	12	0
Jeter	1	2	2.0	2	0
<b>Packers</b>	<b>179</b>	<b>2711</b>	<b>15.1</b>	<b>64</b>	<b>22</b>
<b>Opponents</b>	<b>180</b>	<b>2340</b>	<b>13.0</b>	<b>62</b>	<b>9</b>

\* — rookie

Scoring	TD	Ru	Pa	Rt	PAT	FG	S	Pts
J.Kramer	0	0	0	0	43/46	16/34	0	91
Taylor	10	9	1	0	0	0	0	60
Moore	8	6	2	0	0	0	0	48
Dowler	6	0	6	0	0	0	0	36
McGee	6	0	6	0	0	0	0	36
Pitts	6	5	1	0	0	0	0	36
R.Kramer	4	0	4	0	0	0	0	24
*Fleming	2	0	2	0	0	0	0	12
Gros	2	2	0	0	0	0	0	12
Adderley	1	0	0	1	0	0	0	6
Gremminger	1	0	0	1	0	0	0	6
Davis	0	0	0	0	1	2	0	6
<b>Packers</b>	<b>46</b>	<b>22</b>	<b>22</b>	<b>2</b>	<b>43/46</b>	<b>16/34</b>	<b>1</b>	<b>369</b>
<b>Opponents</b>	<b>23</b>	<b>11</b>	<b>9</b>	<b>3</b>	<b>23/23</b>	<b>15/33</b>	<b>0</b>	<b>206</b>

Field Goals	1-19	20-29	30-39	40-49	50+
J.Kramer	2/6	4/9	6/11	4/8	0/0
<b>Packers</b>	<b>2/6</b>	<b>4/9</b>	<b>6/11</b>	<b>4/8</b>	<b>0/0</b>
<b>Opponents</b>	<b>2/5</b>	<b>2/4</b>	<b>7/9</b>	<b>3/10</b>	<b>1/5</b>

J.Kramer: (41G)(24G,0N)(42N,42G,28N)  
 (42N,34N,28N)(20G,15G,31G)  
 (39G,26G,34G,31N) (34N,38N,46G,37G)  
 (23G,36G,12G,37G)(12B)(25N)(48N,10N)  
 (0N,40G, 22N)(42N,39N,25N)  
**Opponents:** (32G,27N)(36G)(43N,9G,52G)  
 (33G)(28N,10B)(42N)(0B,45G,33G)(40N)  
 (36N,50N,47N)(29G,46G,19N,19G,35N)  
 35G,49N)(32G)(42N,27G,37G,52N,40N)  
 (52N,50N,44G)

Interceptions	No	Yds	Avg	Long	TD
Adderley	5	86	17.2	39	0
Wood	5	67	13.4	22	0
Whittenton	4	90	22.5	33	0
Gremminger	3	25	8.3	16	0
Nitschke	2	8	4.0	5	0
Currie	1	23	23.0	23	0
Forester	1	13	13.0	13	0
Hanner	1	0	0.0	0	0
<b>Packers</b>	<b>22</b>	<b>312</b>	<b>14.2</b>	<b>39</b>	<b>0</b>
<b>Opponents</b>	<b>21</b>	<b>297</b>	<b>14.1</b>	<b>47t</b>	<b>1</b>

Punting	No	Yds	Avg	TB	In	Lg	B
Norton	51	2279	44.7	3	-	61	0
<b>Packers</b>	<b>51</b>	<b>2279</b>	<b>44.7</b>	<b>3</b>	<b>-</b>	<b>61</b>	<b>0</b>
<b>Opponents</b>	<b>59</b>	<b>2558</b>	<b>43.4</b>	<b>4</b>	<b>-</b>	<b>68</b>	<b>0</b>

Punt Returns	Ret	FC	Yds	Avg	Long	TD
Wood	19	9	169	8.9	41	0
Pitts	7	7	60	8.6	20	0
<b>Packers</b>	<b>26</b>	<b>16</b>	<b>229</b>	<b>8.8</b>	<b>41</b>	<b>0</b>
<b>Opponents</b>	<b>29</b>	<b>10</b>	<b>220</b>	<b>7.6</b>	<b>32</b>	<b>0</b>

Kickoff Returns	No	Yds	Avg	Long	TD
Adderley	20	597	29.9	98t	1
Gros.	17	430	25.3	51	0
Carpenter	5	75	15.0	24	0
*Fleming	1	0	0.0	0	0
J.Kramer	1	0	0.0	0	0
Mestnik	1	0	0.0	0	0
Wood	1	20	20.0	20	0
<b>Packers</b>	<b>46</b>	<b>1122</b>	<b>24.4</b>	<b>98t</b>	<b>1</b>
<b>Opponents</b>	<b>69</b>	<b>1331</b>	<b>19.3</b>	<b>93</b>	<b>0</b>

## Primary Starters

LE	M.McGee	LE	W.Davis
LT	B.Skoronski	LT	D.Hanner
LG	F.Thurston	RT	H.Jordan
C	J.Ringo	RE	*L.Aldridge
RG	J.Kramer	LLB	D.Currie
RT	F.Gregg	MLB	R.Nitschke
RE	R.Kramer	RLB	B.Forester
QB	B.Starr	LH	H.Adderley
HB	T.Moore	RH	J.Whittenton
HB	B.Dowler	LS	H.Gremminger
FB	J.Taylor	RS	W.Wood

Passing	Att	Cmp	Yds	Cmp%	Yds/Att	TD	TD%	Int	Int%	Lg	Sck/Yds	Rtng
Starr	244	132	1855	54.1	7.60	15	6.1	10	4.1	53t	11/109	82.3
Bratkowski	11	4	96	36.4	8.73	1	9.1	3	27.3	64	0/0	59.5
Roach	84	38	620	45.2	7.38	4	4.8	8	9.5	45t	7/53	46.8
Moore	4	3	99	75.0	24.75	1	25.0	0	0.0	49	1/6	156.3
Pitts	2	2	41	100.0	20.50	1	50.0	0	0.0	21t	0/0	158.3
Taylor	0	0	0	0.0	0.00	0	0.0	0	0.0	0	1/10	0.0
<b>Packers</b>	<b>345</b>	<b>179</b>	<b>2711</b>	<b>51.9</b>	<b>7.86</b>	<b>22</b>	<b>6.4</b>	<b>21</b>	<b>6.1</b>	<b>64</b>	<b>20/178</b>	<b>74.0</b>
<b>Opponents</b>	<b>378</b>	<b>180</b>	<b>2340</b>	<b>47.6</b>	<b>6.19</b>	<b>9</b>	<b>2.4</b>	<b>22</b>	<b>5.8</b>	<b>62</b>	<b>39/327</b>	<b>51.2</b>

COMMUNITY  
 ADMIN. & COACHES  
 VETERANS  
 DRAFT & FREE AGENTS  
 2022 REVIEW

1963

LAMBDA

MISC.

# 8-5-1, .615, SECOND (TIE), WESTERN CONFERENCE 1964

Head Coach: Vince Lombardi		GB	Opp	Attend	Site	Starting QB	Temp	
S 13	Chicago Bears (GB)	W	23	12	42,327	CiS	B.Starr	64
S 20	Baltimore Colts (GB)	L	20	21	42,327	CiS	B.Starr	68
S 28	@ Detroit Lions	W	14	10	59,203	TgS	B.Starr	
O 4	Minnesota Vikings (GB)	L	23	24	42,327	CiS	B.Starr	52
O 11	San Francisco 49ers (Milw)	W	24	14	47,380	CoS	B.Starr	43
O 18	@ Baltimore Colts	L	21	24	60,213	BMS	B.Starr	
O 25	Los Angeles Rams (Milw)	L	17	27	47,617	CoS	B.Starr	75
N 1	@ Minnesota Vikings	W	42	13	44,278	Met	B.Starr	58
N 8	Detroit Lions (GB)	W	30	7	42,327	CiS	B.Starr	50
N 15	@ San Francisco 49ers	L	14	24	38,483	KS	B.Starr	50
N 22	Cleveland Browns (Milw)	W	28	21	48,065	CoS	B.Starr	25
N 29	@ Dallas Cowboys	W	45	21	44,975	CB	B.Starr	64
D 5	@ Chicago Bears	W	17	3	43,636	WF	B.Starr	28
D 13	@ Los Angeles Rams	T	24	24	40,735	LAC	B.Starr	62
			342	245	643,893			
Home: 4-3 (312,370)		Away: 4-2-1 (331,523)						
<b>Playoff Bowl</b>								
*J 3	St. Louis Cardinals (@ Miami)	L	17	24	56,218			

	GB	Opp	Rushing	No	Yds	Avg	Long	TD
<b>Total First Downs</b>	250	197	Taylor	235	1169	5.0	84t	12
Rushing	133	95	Hornung	103	415	4.0	40	5
Passing	106	91	Moore	102	371	3.6	35	2
Penalty	11	11	Starr	24	165	6.9	28	3
<b>Total Net Yards</b>	4381	3179	Pitts	27	127	4.7	27	1
Avg. Per Game	312.9	227.1	Norton	1	24	24.0	24	0
Total Plays	863	780	*Crutcher	1	5	5.0	5	0
Avg. Per Play	5.1	4.1	Bratkowski	2	0	0.0	0	0
<b>Net Yards Rushing</b>	2276	1532	<b>Packers</b>	<b>495</b>	<b>2276</b>	<b>4.6</b>	<b>84t</b>	<b>23</b>
Avg. Per Game	162.6	109.4	<b>Opponents</b>	<b>417</b>	<b>1532</b>	<b>3.7</b>	<b>53t</b>	<b>15</b>
Total Rushes	495	417						
<b>Net Yards Passing</b>	2105	1647						
Avg. Per Game	150.4	117.6						
Sacked/Yards Lost	47/369	45/333						
Gross Yards	2474	1980						
Att./Completions	321/186	318/173						
Completion Pct.	57.9	54.4						
Had Intercepted	6	16						
<b>Punts/Average</b>	56/42.2	72/43.5						
Net Punting Avg.	56/33.0	72/36.2						
<b>Penalties/Yards</b>	50/576	56/521						
<b>Fumbles/Ball Lost</b>	25/17	34/25						
<b>Touchdowns</b>	44	30						
Rushing	23	15						
Passing	16	11						
Returns	5	4						

By Quarter	Q1	Q2	Q3	Q4	OT	Pts
Packers	63	132	65	82	0	342
Opponents	49	92	57	47	0	245

Western Conf.	W	L	T	Pct	Pts	OP
Baltimore	12	2	0	.857	428	225
<b>Green Bay</b>	<b>8</b>	<b>5</b>	<b>1</b>	<b>.615</b>	<b>342</b>	<b>245</b>
Minnesota	8	5	1	.615	355	296
Detroit	7	5	2	.583	280	260
L.A. Rams	5	7	2	.417	283	339
Chicago	5	9	0	.357	260	379
San Francisco	4	10	0	.286	236	330

Receiving	No	Yds	Avg	Long	TD
Dowler	45	623	13.8	50t	5
Taylor	38	354	9.3	35t	3
R.Kramer	34	551	16.2	55	0
McGee	31	592	19.1	55	6
Moore	17	140	8.2	33t	2
Hornung	9	98	10.9	40	0
Pitts	6	38	6.3	22	0
Fleming	4	36	9.0	10	0
Jeter	1	23	23.0	23	0
*Long	1	19	19.0	19	0
<b>Packers</b>	<b>186</b>	<b>2474</b>	<b>13.3</b>	<b>73</b>	<b>16</b>
<b>Opponents</b>	<b>173</b>	<b>1980</b>	<b>11.4</b>	<b>95t</b>	<b>11</b>

\* — rookie

Scoring	TD	Ru	Pa	Pat	PAT	FG	S	PTS
Hornung	5	5	0	0	41/43	12/38	0	107
Taylor	15	12	3	0				90
McGee	7	0	6	1				42
Dowler	5	0	5	0				30
Moore	4	2	2	0				24
Starr	3	3	0	0				18
Pitts	2	1	0	1				12
Wood	1	0	0	1	1/1	0/1	0	7
Aldridge	1	0	0	1				6
Jordan	1	0	0	1				6
<b>Packers</b>	<b>44</b>	<b>23</b>	<b>16</b>	<b>5</b>	<b>42/44</b>	<b>12/39</b>	<b>0</b>	<b>342</b>
<b>Opponents</b>	<b>30</b>	<b>15</b>	<b>11</b>	<b>4</b>	<b>29/30</b>	<b>12/23</b>	<b>0</b>	<b>245</b>

Field Goals	1-19	20-29	30-39	40-49	50+
Hornung	3/7	5/9	1/10	2/11	1/1
Wood	0/0	0/0	0/1	0/0	0/0
<b>Packers</b>	<b>3/7</b>	<b>5/9</b>	<b>1/11</b>	<b>2/11</b>	<b>1/1</b>
<b>Opponents</b>	<b>2/2</b>	<b>2/3</b>	<b>3/4</b>	<b>5/10</b>	<b>0/4</b>

**Hornung:** (42N,52G,29G,29B,20G)(32N,46N)  
 (20G)(15N,36B,21G)(46N,43N,17N,33N,46B)  
 (21N,12G,36B)(45N)(40G,19G,41N,34G)  
 (43N,38N,34B,17N)(37N)(25G,29N)  
 (38N,9G,33N)(28B,43N,13N,40G)  
**Wood:** 0(00)(32N)0(00)0(0000)

Opponents:	(8G,36G)	(46N,45N)	(45G,53N)
(27G)(49N)(54N,40G,21N,47N)(37G,43G) (44N,16G,43G)(54N,49G)(52N)(36N,31G) (27G)			

Interceptions	No	Yds	Avg	Long	TD
Adderley	4	56	14.0	35	0
Wood	3	73	24.3	42t	1
Nitschke	2	36	18.0	29	0
Currie	2	11	5.5	10	0
Caffey	1	44	44.0	44	0
*Brown	1	30	30.0	30	0
Gremminger	1	13	13.0	13	0
*Hart	1	0	0.0	0	0
Whittenton	1	0	0.0	0	0
<b>Packers</b>	<b>16</b>	<b>263</b>	<b>16.4</b>	<b>44</b>	<b>1</b>
<b>Opponents</b>	<b>6</b>	<b>58</b>	<b>9.7</b>	<b>23</b>	<b>0</b>

Punting	No	Yds	Avg	TB	In	Lg	B
Norton	56	2365	42.2	6	-	61	0
<b>Packers</b>	<b>56</b>	<b>2365</b>	<b>42.2</b>	<b>6</b>	-	<b>61</b>	<b>0</b>
<b>Opponents</b>	<b>72</b>	<b>3131</b>	<b>43.5</b>	<b>4</b>	-	<b>66</b>	<b>0</b>

Punt Returns	Ret	FC	Yds	Avg	Long	TD
Wood	19	11	252	13.3	64	0
Pitts	15	7	191	12.7	65t	1
<b>Packers</b>	<b>34</b>	<b>18</b>	<b>443</b>	<b>13.0</b>	<b>65t</b>	<b>1</b>
<b>Opponents</b>	<b>31</b>	<b>9</b>	<b>397</b>	<b>12.8</b>	<b>70t</b>	<b>2</b>

Kickoff Returns	No	Yds	Avg	Long	TD
Adderley	19	508	26.7	43	0
Moore	16	431	26.9	55	0
*Brown	7	167	23.9	34	0
*Crutcher	2	54	27.0	37	0
Caffey	1	0	0.0	0	0
<b>Packers</b>	<b>45</b>	<b>1160</b>	<b>25.8</b>	<b>55</b>	<b>0</b>
<b>Opponents</b>	<b>60</b>	<b>1320</b>	<b>22.0</b>	<b>53</b>	<b>0</b>

## Primary Starters

LE	N.McGee	LE	W.Davis
LT	N.Masters	LT	R.Kostelnik
LG	F.Thurston		D.Hanner
C	B.Skoronski	RE	H.Jordan
	*K.Bowman	RT	L.Aldridge
RG	D.Grimm	LLB	D.Curie
RT	F.Gregg	MLB	R.Nitschke
RE	R.Kramer	RLB	L.Caffey
QB	B.Starr	LH	H.Adderley
HB	P.Hornung	RH	J.Whittenton
HB	B.Dowler	LS	*T.Brown
FB	J.Taylor	RS	W.Wood

Passing	Att	Cmp	Yds	Cmp%	Yds/Att	TD	Int	Int%	LG	Sck/Yds	Rtng	
Starr	272	163	2144	59.9	7.88	15	5.5	4.1	73	42/323	97.1	
Bratkowski	36	19	277	52.8	7.69	1	2.8	1	2.8	33t	5/46	75.8
Hornung	10	3	25	30.0	2.50	0	0.0	1	10.0	10	0/0	0.0
Moore	3	1	28	33.3	9.33	0	0.0	0	0.0	28	0/0	68.8
<b>Packers</b>	<b>321</b>	<b>186</b>	<b>2474</b>	<b>57.9</b>	<b>7.71</b>	<b>16</b>	<b>5.0</b>	<b>6</b>	<b>1.9</b>	<b>73</b>	<b>47/369</b>	<b>91.3</b>
<b>Opponents</b>	<b>318</b>	<b>173</b>	<b>1980</b>	<b>54.4</b>	<b>6.23</b>	<b>11</b>	<b>3.5</b>	<b>16</b>	<b>5.0</b>	<b>95t</b>	<b>45/333</b>	<b>63.9</b>

COMMUNITY

ADMIN. & COACHES

VETERANS

DRAFT & FREE AGENTS

2022 REVIEW

1964

LAMBAU FIELD

MISC.



# 1965 10-3-1, .769, FIRST (TIE), WESTERN CONFERENCE

Head Coach:	Vince Lombardi	GB	Opp	Attend	Site	Starting QB	Temp	
S 19	@ Pittsburgh Steelers	W	41	9	38,383	PS	B.Starr	90
S 26	Baltimore Colts (Milw)	W	20	17	48,130	CoS	B.Starr	43
O 3	Chicago Bears (GB)	W	23	14	50,852	LF	B.Starr	53
O 10	San Francisco 49ers (GB)	W	27	10	50,852	LF	B.Starr	60
O 17	@ Detroit Lions	W	31	21	56,712	TgS	B.Starr	56
O 24	Dallas Cowboys (Milw)	W	13	3	48,311	CoS	B.Starr	41
O 31	@ Chicago Bears	L	10	31	45,664	WF	B.Starr	59
N 7	Detroit Lions (GB)	L	7	12	50,852	LF	B.Starr	44
N 14	Los Angeles Rams (Milw)	W	6	3	48,485	CoS	B.Starr	33
N 21	@ Minnesota Vikings	W	38	13	47,426	Met	B.Starr	37
N 28	@ Los Angeles Rams	L	10	21	39,733	LAC	B.Starr	70
D 5	Minnesota Vikings (GB)	W	24	19	50,852	LF	B.Starr	40
D 12	@ Baltimore Colts	W	42	27	60,238	BMS	B.Starr	27
D 19	@ San Francisco 49ers	T	24	24	45,710	KS	B.Starr	50

316 224 682,200

Home: 6-1 (348,334) Away: 4-2-1 (333,866)

## Western Conference Championship

D 26	Baltimore Colts (GB)	+W	13	10	50,484	LF	B.Starr	32
------	----------------------	----	----	----	--------	----	---------	----

## NFL Championship

J 2	Cleveland Browns (GB)	W	23	12	50,777	LF	B.Starr	33
-----	-----------------------	---	----	----	--------	----	---------	----

+ — sudden death

	GB	Opp	Rushing	No	Yds	Avg	Long	TD
<b>Total First Downs</b>	201	240	Taylor	207	734	3.5	35	4
Rushing	85	115	Hornung	89	299	3.4	17	5
Passing	103	111	Starr	18	169	9.4	38	1
Penalty	13	14	Moore	51	124	2.4	13	0
<b>Total Net Yards</b>	3601	3969	Pitts	54	122	2.3	12	4
Avg. Per Game	257.2	283.5	Chandler	1	27	27.0	27	0
Total Plays	781	907	*Coffey	3	12	4.0	10	0
Avg. Per Play	4.6	4.4	*Jacobs	3	5	1.7	2	0
<b>Net Yards Rushing</b>	1488	1988	Bratkowski	4	-1	-0.3	1	0
Avg. Per Game	106.3	142.0	*Claridge	2	-3	-1.5	1	0
Total Rushes	432	480	<b>Packers</b>	<b>432</b>	<b>1488</b>	<b>3.4</b>	<b>38</b>	<b>14</b>
<b>Net Yards Passing</b>	2113	1981	<b>Opponents</b>	<b>480</b>	<b>1988</b>	<b>4.1</b>	<b>43</b>	<b>10</b>
Avg. Per Game	150.9	141.5						
Sacked/Yards Lost	43/395	44/335						
Gross Yards	2508	2316						
Att./Completions	306/166	383/187						
Completion Pct.	54.2	48.8						
Had Intercepted	14	27						
<b>Punts/Average</b>	74/42.9	60/42.1						
Net Punting Avg.	74/35.5	60/39.3						
<b>Penalties/Yards</b>	48/529	67/677						
<b>Fumbles/Ball Lost</b>	18/12	37/23						
<b>Touchdowns</b>	38	22						
Rushing	14	10						
Passing	19	11						
Returns	5	1						

By Quarter	Q1	Q2	Q3	Q4	OT	Pts
Packers	65	66	82	103	0	316
Opponents	40	85	37	62	0	224

## Primary Starters

LE	B.Dowler	LE	W.Davis
LT	B.Skoronski	LT	R.Kostelnik
LG	F.Gregg	RT	H.Jordan
C	K.Bowman	RE	L.Aldridge
RG	J.Kramer	LLB	D.Robinson
RT	S.Wright	MLB	R.Nitschke
RE	M.Fleming	RLB	L.Caffey
FL	C.Dale	LH	H.Adderley
QB	B.Starr	RH	D.Hart
HB	P.Hornung	LS	W.Wood
FB	J.Taylor	RS	T.Brown

Western Conf.	W	L	T	Pct	Pts	OP
<b>Green Bay</b>	<b>10</b>	<b>3</b>	<b>1</b>	<b>.769</b>	<b>316</b>	<b>224</b>
Baltimore	10	3	1	.769	389	284
Chicago	9	5	0	.643	409	275
San Francisco	7	6	1	.538	421	402
Minnesota	7	7	0	.500	383	403
Detroit	6	7	1	.462	257	295
L.A. Rams	4	10	0	.286	269	328

Receiving	No	Yds	Avg	Long	TD
Dowler	44	610	13.9	47	4
Dale	20	382	19.1	77	2
Taylor	20	207	10.4	41	0
Hornung	19	336	17.7	65	3
Fleming	14	141	10.1	31	2
Long	13	304	23.4	62	4
Pitts	11	182	16.5	80	1
McGee	10	154	15.4	37	1
Anderson	8	105	13.1	27	1
Moore	7	87	12.4	31	1
<b>Packers</b>	<b>166</b>	<b>2508</b>	<b>15.1</b>	<b>80</b>	<b>19</b>
<b>Opponents</b>	<b>187</b>	<b>2316</b>	<b>12.4</b>	<b>65</b>	<b>11</b>

\* — rookie

Passing	Att	Cmp	Yds	Cmp%	Yds/Att	TD	TD%	Int	Int%	LG	Sck/Yds	Rtg
Starr	251	140	2055	55.8	8.19	16	6.4	9	3.6	77	34/303	89.0
Bratkowski	48	21	348	43.8	7.25	3	6.3	4	8.3	80	8/79	54.9
Hornung	2	1	19	50.0	9.50	0	0.0	1	50.0	19	1/13	43.8
Moore	2	2	22	100.0	11.00	0	0.0	0	0.0	13	0/0	112.5
Pitts	2	1	51	50.0	25.50	0	0.0	0	0.0	51	0/0	95.8
*Claridge	1	1	13	100.0	13.00	0	0.0	0	0.0	13	0/0	118.8
<b>Packers</b>	<b>306</b>	<b>166</b>	<b>2508</b>	<b>54.2</b>	<b>8.20</b>	<b>19</b>	<b>6.2</b>	<b>14</b>	<b>4.6</b>	<b>80</b>	<b>43/395</b>	<b>83.1</b>
<b>Opponents</b>	<b>383</b>	<b>187</b>	<b>2316</b>	<b>48.8</b>	<b>6.05</b>	<b>11</b>	<b>2.9</b>	<b>27</b>	<b>7.0</b>	<b>65</b>	<b>44/335</b>	<b>48.2</b>

Scoring	TD	Ru	Pa	Rt	PAT	FG	S	Pts
Chandler	0	0	0	0	37/38	17/26	0	88
Hornung	8	5	3	0	0	0	0	48
Pitts	5	4	1	0	0	0	0	30
Dowler	4	0	4	0	0	0	0	24
Long	4	0	4	0	0	0	0	24
Taylor	4	4	0	0	0	0	0	24
Adderley	3	0	0	3	0	0	0	18
Dale	2	0	2	0	0	0	0	12
Fleming	2	0	2	0	0	0	0	12
Anderson	1	0	1	0	0	0	0	6
Caffey	1	0	0	1	0	0	0	6
Hart	1	0	0	1	0	0	0	6
McGee	1	0	1	0	0	0	0	6
Moore	1	0	1	0	0	0	0	6
Starr	1	1	0	0	0	0	0	6
<b>Packers</b>	<b>38</b>	<b>14</b>	<b>19</b>	<b>5</b>	<b>37/38</b>	<b>17/26</b>	<b>0</b>	<b>316</b>
<b>Opponents</b>	<b>22</b>	<b>10</b>	<b>11</b>	<b>1</b>	<b>22/22</b>	<b>22/32</b>	<b>0</b>	<b>224</b>

Field Goals	1-19	20-29	30-39	40-49	50+
Chandler	7/9	4/5	2/3	4/8	0/1
<b>Packers</b>	<b>7/9</b>	<b>4/5</b>	<b>2/3</b>	<b>4/8</b>	<b>0/1</b>
<b>Opponents</b>	<b>2/4</b>	<b>9/10</b>	<b>6/7</b>	<b>4/8</b>	<b>1/4</b>

Chandler: (33N,9G,19G)(43N,19G,41G)  
 (16G)(18G,24G)(49G)(44G,22G)(45N,43G)  
 (0N,0N,22G,7G)(36G)(14G,45N)(25G,27N)  
 (50N,41N,31G)  
**Opponents:** (21G,34G,32G)(26G,46N,38N)  
 (129N,52N,39G)(50N)(20G)(46N,24G)(13G)  
 (0N,0N,35G)(34G,27G)(26G,49G,43G,42N,41G)  
 (25G,36G,53G,59N,23G)(14G,45G,49N)(21G)

Interceptions	No	Yds	Avg	Long	TD
Adderley	6	175	29.2	44	3
Wood	6	65	10.8	28	0
Hart	4	29	7.3	24	0
Robinson	3	141	47.0	87	0
Brown	3	42	14.0	27	0
Caffey	1	42	42.0	42	1
Davis	1	21	21.0	21	0
Jeter	1	21	21.0	21	0
Nitschke	1	21	21.0	21	0
Crutcher	1	4	4.0	4	0
<b>Packers</b>	<b>27</b>	<b>561</b>	<b>20.8</b>	<b>87</b>	<b>4</b>
<b>Opponents</b>	<b>14</b>	<b>209</b>	<b>14.9</b>	<b>36</b>	<b>1</b>

Punting	No	Yds	Avg	TD	In	Lg	B
Chandler	74	3176	42.9	13	-	90	0
<b>Packers</b>	<b>70</b>	<b>3176</b>	<b>42.9</b>	<b>13</b>	-	<b>90</b>	<b>0</b>
<b>Opponents</b>	<b>64</b>	<b>2523</b>	<b>42.1</b>	<b>5</b>	-	<b>63</b>	<b>0</b>

Punt Returns	Ret	FC	Yds	Avg	Long	TD
Wood	13	10	38	2.9	14	0
Pitts	8	6	27	3.4	12	0
Adderley	1	0	0	0.0	0	0
Brown	0	1	0	0.0	0	0
<b>Packers</b>	<b>22</b>	<b>17</b>	<b>65</b>	<b>3.0</b>	<b>14</b>	<b>0</b>
<b>Opponents</b>	<b>36</b>	<b>11</b>	<b>290</b>	<b>8.1</b>	<b>62</b>	<b>0</b>

Kickoff Returns	No	Yds	Avg	Long	TD
Pitts	20	396	19.8	29	0
Moore	15	361	24.1	52	0
Adderley	10	221	22.1	33	0
Crutcher	3	53	17.7	21	0
*Coffey	1	9	9.0	9	0
Grimm	1	0	0.0	0	0
<b>Packers</b>	<b>50</b>	<b>1040</b>	<b>20.8</b>	<b>52</b>	<b>0</b>
<b>Opponents</b>	<b>52</b>	<b>1216</b>	<b>23.4</b>	<b>68</b>	<b>0</b>

COMMUNITY

ADMIN. & COACHES

VETERANS

DRAFT & FREE AGENTS

REVIEW

2022

1965

LAMBEAU FIELD

MISC.

# 12-2-0, .857, FIRST, WESTERN CONFERENCE 1966

Head Coach:	Vince Lombardi	GB	Opp	Attend	Site	Starting QB	Temp	
S 10	Baltimore Colts (Milw)	W	24	3	48,650	CoS	B.Starr	63
S 18	@ Cleveland Browns	W	21	20	83,943	CMS	B.Starr	72
S 25	Los Angeles Rams (GB)	W	24	13	50,861	LF	B.Starr	58
O 2	Detroit Lions (GB)	W	23	14	50,861	LF	B.Starr	56
O 9	@ San Francisco 49ers	L	20	21	39,290	KS	B.Starr	82
O 16	@ Chicago Bears	W	17	10	48,573	WF	B.Starr	47
O 23	Atlanta Falcons (Milw)	W	56	3	48,623	CoS	B.Starr	55
O 30	@ Detroit Lions	W	31	7	56,954	TgS	B.Starr	44
N 6	Minnesota Vikings (GB)	L	17	20	50,861	LF	B.Starr	45
N 20	Chicago Bears (GB)	W	13	6	50,861	LF	B.Starr	34
N 27	@ Minnesota Vikings	W	28	16	47,426	Met	B.Starr	33
D 4	San Francisco 49ers (Milw)	W	20	7	48,725	CoS	B.Starr	27
D 10	@ Baltimore Colts	W	14	10	60,238	BMS	B.Starr	
D 18	@ Los Angeles Rams	W	27	23	72,416	LAC	Z.Bratkowski	72
			335	163	758,282			

Home: 6-1 (349,442) Away: 6-1 (408,840)

### NFL Championship

J 1	@ Dallas Cowboys	W	34	27	74,152	CB	B.Starr	52
-----	------------------	---	----	----	--------	----	---------	----

### AFL-NFL World Championship (Super Bowl I)

J 15	Kansas City Chiefs (L.A.)	W	35	10	61,946	LAC	B.Starr	72
------	---------------------------	---	----	----	--------	-----	---------	----

	GB	Opp	Rushing	No	Yds	Avg	Long	TD
<b>Total First Downs</b>	231	211	Taylor	204	705	3.5	19	4
Rushing	98	90	Pitts.	115	393	3.4	20	7
Passing	115	106	Hornung	76	200	2.6	9	2
Penalty	18	15	*Grabowski	29	127	4.4	36	1
<b>Total Net Yards</b>	4275	3603	Starr	21	104	5.0	21	2
Avg. Per Game	305.4	257.4	*D.Anderson	25	104	4.2	15	2
Total Plays	824	883	Chandler	1	33	33.0	33	0
Avg. Per Play	5.2	4.1	Bratkowski	4	7	1.8	4	0
<b>Net Yards Rushing</b>	1673	1644	<b>Packers</b>	<b>475</b>	<b>1673</b>	<b>3.5</b>	<b>36</b>	<b>18</b>
Avg. Per Game	119.5	117.4	<b>Opponents</b>	<b>446</b>	<b>1644</b>	<b>3.7</b>	<b>38</b>	<b>9</b>
Total Rushes	475	446						

	GB	Opp	Rushing	No	Yds	Avg	Long	TD
<b>Net Yards Passing</b>	2602	1959	Taylor	204	705	3.5	19	4
Avg. Per Game	185.9	139.9	Pitts.	115	393	3.4	20	7
Sacked/Yards Lost	31/229	47/357	Hornung	76	200	2.6	9	2
Gross Yards	2831	2316	*Grabowski	29	127	4.4	36	1
Att./Completions	318/193	390/202	Starr	21	104	5.0	21	2
Completion Pct.	60.7	51.8	*D.Anderson	25	104	4.2	15	2
Had Intercepted	5	28	Chandler	1	33	33.0	33	0
<b>Punts/Average</b>	62/41.0	69/41.3	Bratkowski	4	7	1.8	4	0
Net Punting Avg.	62/36.6	69/36.7	<b>Packers</b>	<b>475</b>	<b>1673</b>	<b>3.5</b>	<b>36</b>	<b>18</b>
Penalties/Yards	57/544	67/745	<b>Opponents</b>	<b>446</b>	<b>1644</b>	<b>3.7</b>	<b>38</b>	<b>9</b>

Western Conf.	W	L	T	Pct	Pts	OP
<b>Green Bay</b>	<b>12</b>	<b>2</b>	<b>0</b>	<b>.857</b>	<b>335</b>	<b>163</b>
Baltimore	9	5	0	.643	314	226
L.A. Rams	8	6	0	.571	289	212
San Francisco	6	6	2	.500	320	325
Chicago	5	7	2	.471	234	272
Detroit	4	9	1	.308	206	317
Minnesota	4	9	1	.308	292	304

	GB	Opp	Fumbles/Ball Lost	Touchdowns
Rushing	18	9		
Passing	18	7		
Returns	7	1		

By Quarter	Q1	Q2	Q3	Q4	OT	Pts
Packers	62	110	61	102	0	335
Opponents	13	66	23	61	0	163

### Primary Starters

LE	M.Fleming	LE	W.Davis
LT	B.Skoronski	RT	R.Kostelnik
LG	F.Thurston	LT	H.Jordan
C	B.Curry	RE	L.Aldridge
RG	J.Kramer	LLB	D.Robinson
RT	F.Gregg	MLB	R.Nitschke
RE	C.Dale	RLB	L.Caffey
FL	B.Dowler	LH	H.Adderley
QB	B.Starr	RH	B.Jeter
HB	P.Hornung	LS	W.Wood
	E.Pitts	RS	T.Brown
FB	J.Taylor		

Receiving	No	Yds	Avg	Long	TD
Taylor	41	331	8.1	21	2
Dale	37	876	23.7	83	7
Fleming	31	361	11.6	53	2
Dowler	29	392	13.5	40	0
Pitts.	26	460	17.7	80	3
Hornung	14	192	13.7	44	3
McGee	4	91	22.8	39	1
*Grabowski	4	13	3.3	7	0
Long	3	68	22.7	42	0
*D.Anderson	2	33	16.5	22	0
B.Anderson	2	14	7.0	8	0
<b>Packers</b>	<b>193</b>	<b>2831</b>	<b>14.7</b>	<b>83</b>	<b>18</b>
<b>Opponents</b>	<b>202</b>	<b>2316</b>	<b>11.5</b>	<b>65</b>	<b>7</b>

\* — rookie

Scoring	TD	Ru	Pa	Pt	PAT	FG	S	Pts
Chandler	0	0	0	0	41/43	12/28	0	77
Pitts	10	7	3	0	0	0	0	60
Dale	7	0	7	0	0	0	0	42
Taylor	6	4	2	0	0	0	0	36
Hornung	5	2	3	0	0	0	0	30
*D.Anderson	3	2	0	1	0	0	0	18
Fleming	2	0	2	0	0	0	0	12
Jeter	2	0	0	2	0	0	0	12
Starr	2	2	0	0	0	0	0	12
Adderley	1	0	0	1	0	0	0	6
Caffey	1	0	0	1	0	0	0	6
*Grabowski	1	1	0	0	0	0	0	6
Hart	1	0	0	1	0	0	0	6
McGee	1	0	1	0	0	0	0	6
Wood	1	0	0	1	0	0	0	6
<b>Packers</b>	<b>43</b>	<b>18</b>	<b>7</b>	<b>41/43</b>	<b>12/28</b>	<b>0</b>	<b>335</b>	
<b>Opponents</b>	<b>17</b>	<b>9</b>	<b>7</b>	<b>16/17</b>	<b>15/27</b>	<b>0</b>	<b>163</b>	

Field Goals	1-19	20-29	30-39	40-49	50+
Chandler	6/7	2/4	2/9	2/7	0/1
<b>Packers</b>	<b>6/7</b>	<b>2/4</b>	<b>2/9</b>	<b>2/7</b>	<b>0/1</b>
<b>Opponents</b>	<b>3/3</b>	<b>4/4</b>	<b>5/9</b>	<b>3/11</b>	<b>0/0</b>

Interceptions	No	Yds	Avg	Long	TD
Jeter	5	142	28.4	75	2
Robinson	5	60	12.0	23	0
Adderley	4	125	31.3	68	1
T.Brown	4	21	5.3	15	0
Caffey	3	62	20.7	52	1
Wood	3	38	12.7	20	1
Nitschke	2	44	22.0	23	0
Hart	1	40	40.0	40	1
Crutcher	1	15	15.0	15	0
<b>Packers</b>	<b>28</b>	<b>547</b>	<b>19.5</b>	<b>75</b>	<b>6</b>
<b>Opponents</b>	<b>5</b>	<b>75</b>	<b>15.0</b>	<b>44</b>	<b>0</b>

Punting	No	Yds	Avg	TD	In	Lg	B
Chandler	60	2452	40.9	5	5	58	0
*D.Anderson	2	89	44.5	0	0	49	0
<b>Packers</b>	<b>62</b>	<b>2541</b>	<b>41.0</b>	<b>5</b>	<b>5</b>	<b>58</b>	<b>0</b>
<b>Opponents</b>	<b>69</b>	<b>2850</b>	<b>41.3</b>	<b>5</b>	<b>5</b>	<b>58</b>	<b>0</b>

Punt Returns	Ret	EC	Yds	Avg	Long	TD
Wood	22	9	82	3.7	13	0
Pitts	7	4	9	1.3	6	0
*D.Anderson	6	1	124	20.7	77	1
T.Brown	2	1	0	0.0	0	0
<b>Packers</b>	<b>37</b>	<b>15</b>	<b>215</b>	<b>5.8</b>	<b>77</b>	<b>1</b>
<b>Opponents</b>	<b>30</b>	<b>15</b>	<b>171</b>	<b>5.7</b>	<b>29</b>	<b>0</b>

Kickoff Returns	No	Yds	Avg	Long	TD
*D.Anderson	23	533	23.2	61	0
Adderley	14	320	22.9	65	0
*Vandersea	3	50	16.7	21	0
Pitts	1	0	0.0	0	0
Wood	1	0	0.0	0	0
<b>Packers</b>	<b>42</b>	<b>903</b>	<b>21.5</b>	<b>65</b>	<b>0</b>
<b>Opponents</b>	<b>52</b>	<b>1213</b>	<b>23.3</b>	<b>51</b>	<b>0</b>

Passing	Att	Cmp	Yds	Cmp%	Yds/Att	TD	TD%	Int	Int%	LG	Sck/Yds	Rtng
Starr	251	156	2257	62.2	8.99	14	5.6	3	1.2	83	26/183	105.0
Bratkowski	64	36	569	56.3	8.89	4	6.3	2	3.1	74	5/46	93.8
Pitts	2	0	0	0.0	0.00	0	0.0	0	0.0	0	0/0	39.6
Hornung	1	1	5	100.0	5.00	0	0.0	0	0.0	5	0/0	87.5
<b>Packers</b>	<b>318</b>	<b>193</b>	<b>2831</b>	<b>60.7</b>	<b>8.90</b>	<b>18</b>	<b>5.7</b>	<b>5</b>	<b>1.6</b>	<b>83</b>	<b>31/229</b>	<b>102.1</b>
<b>Opponents</b>	<b>390</b>	<b>202</b>	<b>2316</b>	<b>51.8</b>	<b>5.94</b>	<b>7</b>	<b>1.8</b>	<b>28</b>	<b>7.2</b>	<b>65</b>	<b>47/357</b>	<b>46.1</b>

COMMUNITY

VETERANS

DRAFT & FREE AGENTS

2022 REVIEW

1966

LAMBEAU FIELD

MISC.

# 1967 9-4-1, .692, FIRST, NFL CENTRAL

Head Coach:	Vince Lombardi	GB	Opp	Attend	Site	Starting QB	Temp
S 17	Detroit Lions (GB)	T	17	50,861	LF	B.Starr	78
S 24	Chicago Bears (GB)	W	13	50,861	LF	B.Starr	58
O 1	Atlanta Falcons (Milw)	W	23	0	49,467	CoS	B.Starr
O 8	@ Detroit Lions	W	27	17	57,877	TgS	Z.Bratkowski
O 15	Minnesota Vikings (Milw)	L	7	10	49,601	CoS	Z.Bratkowski
O 22	@ New York Giants	W	48	21	62,585	YS	B.Starr
O 30	@ St. Louis Cardinals	W	31	23	49,792	BuS	B.Starr
N 5	@ Baltimore Colts	L	10	13	60,238	BMS	B.Starr
N 12	Cleveland Browns (Milw)	W	55	7	50,074	CoS	B.Starr
N 19	San Francisco 49ers (GB)	W	13	0	50,861	LF	B.Starr
N 26	@ Chicago Bears	W	17	13	47,513	WF	B.Starr
D 3	@ Minnesota Vikings	W	30	27	47,693	Met	B.Starr
D 9	@ Los Angeles Rams	L	24	27	76,637	LAC	B.Starr
D 17	Pittsburgh Steelers (GB)	L	17	24	50,861	LF	B.Starr
		332	209	754,921			

Home: 4-2-1 (352,586) Away: 5-2 (402,335)

### Western Conference Championship

D 23	Los Angeles Rams (Milw)	W	28	7	49,861	CoS	B.Starr	20
------	-------------------------	---	----	---	--------	-----	---------	----

### NFL Championship

D 31	Dallas Cowboys (GB)	W	21	17	50,861	LF	B.Starr	-13
------	---------------------	---	----	----	--------	----	---------	-----

### AFL-NFL World Championship (Super Bowl II)

J 14	Oakland Raiders @ Miami	W	33	14	75,546	OB	B.Starr	68
------	-------------------------	---	----	----	--------	----	---------	----

	GB	Opp	Rushing	No	Yds	Avg	Long	TD
<b>Total First Downs</b>	243	183	Grabowski	120	466	3.9	24	2
Rushing	115	98	Wilson	103	453	4.4	40	2
Passing	112	78	Anderson	97	402	4.1	40	6
Penalty	16	7	Pitts.	77	247	3.2	30	6
<b>Total Net Yards</b>	4279	3300	*Williams	35	188	5.4	37	1
Avg. Per Game	305.6	235.7	Starr	21	90	4.3	23	0
Total Plays	846	809	Mercein	14	56	4.0	15	1
Avg. Per Play	5.1	4.1	Dale	1	9	9.0	9	0
<b>Net Yards Rushing</b>	1915	1923	Bratkowski	5	6	1.2	4	0
Avg. Per Game	136.8	137.4	Horn	1	-2	-2.0	-2	0
Total Rushes	474	443	<b>Packers</b>	<b>474</b>	<b>1915</b>	<b>4.0</b>	<b>48</b>	<b>18</b>
<b>Net Yards Passing</b>	2364	1377	<b>Opponents</b>	<b>443</b>	<b>1923</b>	<b>4.3</b>	<b>59t</b>	<b>7</b>
Avg. Per Game	168.9	98.4						
Sacked/Yards Lost	41/394	29/267						
Gross Yards	2758	1644						
Att./Completions	331/182	337/155						
Completion Pct.	55.0	46.0						
Had Intercepted	27	26						
<b>Punts/Average</b>	66/36.5	75/41.6						
Net Punting Avg.	66/35.9	75/38.4						
<b>Penalties/Yards</b>	48/541	55/482						
<b>Fumbles/Ball Lost</b>	19/10	23/14						
<b>Touchdowns</b>	39	24						
Rushing	18	7						
Passing	15	13						
Returns	6	4						

	Q1	Q2	Q3	Q4	OT	Pts
<b>By Quarter</b>						
Packers	76	93	53	110	0	332
Opponents	40	69	30	70	0	209

### Primary Starters

LE	B.Dowler	RE	L.Aldridge
LT	B.Skoronski	LE	W.Davis
LG	G.Gillingham	RT	H.Jordan
C	K.Bowman	LT	R.Kostelnik
	*B.Hyland	RLB	L.Caffey
RG	J.Kramer	LLB	D.Robinson
RT	F.Gregg	MLB	R.Nitschke
RE	M.Fleming	LH	H.Adderley
FL	C.Dale	RH	B.Jeter
QB	B.Starr	LS	T.Brown
RB	E.Pitts	RS	W.Wood
	D.Anderson		
FB	J.Grabowski		
	B.Wilson		

Scoring	TD	Ru	Pa	Rt	PAT	FG	S	PTS
Chandler	0	0	0	0	39/39	19/29	0	96
Anderson	9	6	3	0	0	0	0	54
Pitts	6	6	0	0	0	0	0	36
*Williams	6	1	1	4	0	0	0	36
Dale	5	0	5	0	0	0	0	30
Dowler	4	0	4	0	0	0	0	24
Grabowski	3	2	1	0	0	0	0	18
Wilson	2	2	0	0	0	0	0	12
Adderley	1	0	0	1	0	0	0	6
Fleming	1	0	1	0	0	0	0	6
Mercein	1	1	0	0	0	0	0	6
Nitschke	1	0	0	1	0	0	0	6
Davis	0	0	0	0	0	0	1	2
<b>Packers</b>	<b>39</b>	<b>18</b>	<b>15</b>	<b>6</b>	<b>39/39</b>	<b>19/29</b>	<b>1</b>	<b>332</b>
<b>Opponents</b>	<b>24</b>	<b>7</b>	<b>13</b>	<b>4</b>	<b>23/24</b>	<b>14/28</b>	<b>0</b>	<b>209</b>

Field Goals	1-19	20-29	30-39	40-49	50+
Chandler	2/2	6/8	7/8	4/11	0/0
Packers	2/2	6/8	7/8	4/11	0/0
Opponents	6/6	6/6	1/6	1/8	0/2
<b>Chandler:</b>	<b>(28G)</b>	<b>(20G,46G)</b>	<b>(25N,45B,46N,46N)</b>		
	<b>(32G,16G)</b>	<b>(34N)</b>	<b>(21G,36G)</b>	<b>(43G)</b>	<b>(42N,49G)</b>
	<b>(24G,30G)</b>	<b>(40N,41G,26G)</b>	<b>(38G,42N,27B)</b>		
	<b>(30G,34G,19G)</b>	<b>(41N,32G)</b>	<b>(25G)</b>		
<b>Opponents:</b>	<b>(45B,37N,47G)</b>	<b>(49N,22G)</b>			
	<b>(47N,52N)</b>	<b>(38G)</b>	<b>(12G)</b>	<b>(40N)</b>	<b>(39N,12G,22G,8G)</b>
	<b>(57B,32N)</b>	<b>(38N,34N,43N)</b>	<b>(10G,15G)</b>	<b>(24G,27G)</b>	<b>(46B,23G,16G)</b>

Interceptions	No	Yds	Avg	Long	TD
Jeter	8	78	9.8	25	0
Wood	4	60	15.0	25	0
Adderley	4	16	4.0	12t	1
Robinson	4	16	4.0	12	0
Nitschke	3	35	11.7	20t	1
Caffey	2	28	14.0	24	0
T.Brown	1	51	51.0	51	0
<b>Packers</b>	<b>26</b>	<b>284</b>	<b>10.9</b>	<b>51</b>	<b>2</b>
<b>Opponents</b>	<b>27</b>	<b>370</b>	<b>13.7</b>	<b>37</b>	<b>3</b>

Punting	No	Yds	Avg	TD	In	Lg	B
Anderson	65	2378	36.6	1	-	63	1
Chandler	1	31	31.0	0	-	31	0
<b>Packers</b>	<b>66</b>	<b>2409</b>	<b>36.5</b>	<b>1</b>	<b>-</b>	<b>63</b>	<b>1</b>
<b>Opponents</b>	<b>75</b>	<b>3119</b>	<b>41.6</b>	<b>4</b>	<b>-</b>	<b>78</b>	<b>0</b>

Punt Returns	Ret	FC	Yds	Avg	Long	TD
Wood	12	6	3	0.3	8	0
Anderson	9	3	98	10.9	43	0
T.Brown	9	1	40	4.4	12	0
Pitts	9	3	16	1.8	10	0
<b>Packers</b>	<b>39</b>	<b>13</b>	<b>157</b>	<b>4.0</b>	<b>43</b>	<b>0</b>
<b>Opponents</b>	<b>13</b>	<b>27</b>	<b>22</b>	<b>1.7</b>	<b>10</b>	<b>0</b>

Kickoff Returns	No	Yds	Avg	Long	TD
*Williams	18	739	41.1	104t	4
Anderson	11	226	20.5	30	0
Adderley	10	207	20.7	37	0
Crutcher	3	48	16.0	23	0
A.Brown	1	13	13.0	13	0
Hart	1	8	8.0	8	0
Robinson	1	0	0.0	0	0
Wood	1	0	0.0	0	0
<b>Packers</b>	<b>46</b>	<b>1241</b>	<b>27.0</b>	<b>104t</b>	<b>4</b>
<b>Opponents</b>	<b>59</b>	<b>1276</b>	<b>21.6</b>	<b>50</b>	<b>0</b>

NFL Central	W	L	T	Pct	Pts	OP
<b>Green Bay</b>	<b>9</b>	<b>4</b>	<b>1</b>	<b>.692</b>	<b>332</b>	<b>209</b>
Chicago	7	6	1	.538	239	218
Detroit	5	7	2	.417	260	259
Minnesota	3	8	3	.273	233	294

Receiving	No	Yds	Avg	Long	TD
Dowler	54	836	15.5	57t	4
Dale	35	738	21.1	86t	5
Anderson	22	331	15.0	37	3
Pitts	15	210	14.0	84	0
Wilson	14	88	6.3	21	0
Grabowski	12	171	14.3	53	1
Fleming	10	126	12.6	19	1
Long	8	96	12.0	21	0
*Williams	5	80	16.0	29t	1
A.Brown	3	43	14.3	17	0
McGee	3	33	11.0	13	0
Mercein	1	6	6.0	6	0
<b>Packers</b>	<b>182</b>	<b>2758</b>	<b>15.2</b>	<b>86t</b>	<b>15</b>
<b>Opponents</b>	<b>155</b>	<b>1644</b>	<b>10.6</b>	<b>49t</b>	<b>13</b>

\* — rookie

Passing	Att	Cmp	Yds	Cmp%	Yds/Att	TD	TD%	Int	Int%	LG	Sck/Yds	Rtg
Starr	210	115	1823	54.8	8.68	9	4.3	17	8.1	84	34/322	64.4
Bratkowski	94	53	724	56.4	7.70	5	5.3	9	9.6	86t	6/64	59.3
*Horn	24	12	171	50.0	7.13	1	4.2	1	4.2	29t	1/8	70.0
Anderson	2	1	19	50.0	9.50	0	0.0	0	0.0	19	0/0	83.3
Pitts	1	1	21	100.0	21.00	0	0.0	0	0.0	21	0/0	118.8
<b>Packers</b>	<b>331</b>	<b>182</b>	<b>2758</b>	<b>55.0</b>	<b>8.33</b>	<b>15</b>	<b>4.5</b>	<b>27</b>	<b>8.2</b>	<b>86t</b>	<b>41/394</b>	<b>63.7</b>
<b>Opponents</b>	<b>337</b>	<b>155</b>	<b>1644</b>	<b>46.0</b>	<b>4.88</b>	<b>13</b>	<b>3.9</b>	<b>26</b>	<b>7.7</b>	<b>49t</b>	<b>29/267</b>	<b>41.5</b>

COMMUNITY

ADMIN. & COACHES

VETERANS

DRAFT & FREE AGENTS

REVIEW

2022

1967

LAMBEAU FIELD

MISC.

# 6-7-1, .462, THIRD, NFL CENTRAL 1968

Head Coach:	Phil Bengtson	GB	Opp	Attend	Site	Starting QB	Temp	
S 15	Philadelphia Eagles (GB)	W	30	13	50,861	LF	B.Starr	80
S 22	Minnesota Vikings (Milw.)	L	13	26	49,346	CoS	B.Starr	75
S 29	Detroit Lions (GB)	L	17	23	50,861	LF	B.Starr	65
O 6	@ Atlanta Falcons	W	38	7	58,850	FCS	B.Starr	60
O 13	Los Angeles Rams (Milw)	L	14	16	49,646	CoS	Z.Bratkowski	74
O 20	@ Detroit Lions	T	14	14	57,302	TgS	Z.Bratkowski	58
O 28	@ Dallas Cowboys	W	28	17	74,604	CB	B.Starr	60
N 3	Chicago Bears (GB)	L	10	13	50,861	LF	B.Starr	50
N 10	@ Minnesota Vikings	L	10	14	47,644	Met	B.Starr	36
N 17	New Orleans Saints (Milw)	W	29	7	49,644	CoS	B.Starr	41
N 24	@ Washington Redskins	W	27	7	50,621	RFK	Z.Bratkowski	63
D 1	@ San Francisco 49ers	L	20	27	47,218	KS	B.Starr	
D 7	Baltimore Colts (GB)	L	3	16	50,861	LF	Z.Bratkowski	28
D 15	@ Chicago Bears	W	28	27	46,435	WF	Z.Bratkowski	27
			281	227	734,754			

Home: 2-5 (352,080)    Away: 4-2-1 (382,674)

Scoring	TD	Ru	Pa	Rt	PAT	FG	S	PTS
Dale	8	0	8	0				48
Anderson	6	5	1	0				36
Dowler	6	0	6	0				36
Mercer	0	0	0	0	12/14	7/12	0	33
Grabowski	4	3	1	0				24
Kramer	0	0	0	0	9/10	4/9	0	21
Mercein	1	1	0	0	7/7	2/5	0	19
Fleming	3	0	3	0				18
T.Brown	2	0	2	0				12
James	2	0	2	0				12
Pitts	2	2	0	0				12
Starr	1	1	0	0				6
*Mann	0	0	0	0	4/4	0/3	0	4
<b>Packers</b>	<b>35</b>	<b>12</b>	<b>21</b>	<b>2</b>	<b>32/35</b>	<b>13/29</b>	<b>0</b>	<b>281</b>
<b>Opponents</b>	<b>25</b>	<b>11</b>	<b>14</b>	<b>0</b>	<b>24/25</b>	<b>17/26</b>	<b>1</b>	<b>227</b>

	GB	Opp	Rushing	No	Yds	Avg	Long	TD
<b>Total First Downs</b>	240	213	Anderson	170	761	4.5	42	5
Rushing	96	105	Grabowski	135	518	3.8	25	3
Passing	130	92	Pitts	72	264	3.7	14	2
Penalty	14	16	Williams	33	63	1.9	9	0
<b>Total Net Yards</b>	4024	3596	Starr	11	62	5.6	15	1
Avg. Per Game	287.4	256.9	Mercein	17	49	2.9	8	1
Total Plays	809	831	Bratowski	8	24	3.0	13	0
Avg. Per Play	5.0	4.3	James	1	15	15.0	15	0
<b>Net Yards Rushing</b>	1749	1800	Horn	3	-7	-2.3	1	0
Avg. Per Game	124.9	128.6	<b>Packers</b>	<b>450</b>	<b>1749</b>	<b>3.9</b>	<b>42</b>	<b>12</b>
Total Rushes	450	476	<b>Opponents</b>	<b>476</b>	<b>1800</b>	<b>3.8</b>	<b>63</b>	<b>11</b>

	GB	Opp	Rushing	No	Yds	Avg	Long	TD
<b>Net Yards Passing</b>	2275	1796	Starr	11	62	5.6	15	1
Avg. Per Game	162.5	128.3	Williams	33	63	1.9	9	0
Sacked/Yards Lost	41/376	28/235	Starr	11	62	5.6	15	1
Gross Yards	2651	2031	Mercein	17	49	2.9	8	1
Att./Completions	318/188	327/157	Bratowski	8	24	3.0	13	0
Completion Pct.	59.1	48.0	James	1	15	15.0	15	0
Had Intercepted	15	17	Horn	3	-7	-2.3	1	0
<b>Punts/Average</b>	59/40.0	77/39.6	<b>Packers</b>	<b>450</b>	<b>1749</b>	<b>3.9</b>	<b>42</b>	<b>12</b>
Net Punting Avg.	59/37.8	77/34.9	<b>Opponents</b>	<b>476</b>	<b>1800</b>	<b>3.8</b>	<b>63</b>	<b>11</b>

NFL Central	W	L	T	Pct	Pts	QP
Minnesota	8	6	0	.571	282	242
Chicago	7	0	0	.500	250	333
<b>Green Bay</b>	<b>6</b>	<b>7</b>	<b>1</b>	<b>.462</b>	<b>281</b>	<b>227</b>
Detroit	4	8	2	.333	207	241

Receiving	No	Yds	Avg	Long	TD
Dowler	45	668	14.8	72t	6
Dale	42	818	19.5	63t	8
Anderson	25	333	13.3	47t	1
Fleming	25	278	11.1	32t	3
Grabowski	18	210	11.7	67t	1
Pitts	17	142	8.4	19	0
James	8	148	18.5	24	2
Williams	5	48	9.6	17	0
Mercein	3	6	2.0	9	0
<b>Packers</b>	<b>188</b>	<b>2651</b>	<b>14.1</b>	<b>72t</b>	<b>21</b>
<b>Opponents</b>	<b>157</b>	<b>2031</b>	<b>12.9</b>	<b>60t</b>	<b>14</b>

Field Goals	1-19	20-29	30-39	40-49	50+
Mercer	0/0	2/4	2/3	3/5	0/0
Kramer	1/1	1/3	2/3	0/1	0/1
Mercein	1/1	1/2	0/0	0/2	0/0
*Mann	0/0	0/1	0/1	0/1	0/0
<b>Packers</b>	<b>2/2</b>	<b>4/10</b>	<b>4/7</b>	<b>3/9</b>	<b>0/1</b>
<b>Opponents</b>	<b>7/8</b>	<b>6/7</b>	<b>3/4</b>	<b>1/7</b>	<b>0/0</b>

Interceptions	No	Yds	Avg	Long	TD
T.Brown	4	66	16.5	25	0
Jeter	3	35	11.7	29	0
Adderley	3	27	9.0	17	0
Wood	2	54	27.0	35	0
Nitschke	2	20	10.0	11	0
Robinson	2	18	9.0	18	0
Hart	1	24	24.0	24	0
<b>Packers</b>	<b>17</b>	<b>244</b>	<b>14.4</b>	<b>35</b>	<b>0</b>
<b>Opponents</b>	<b>15</b>	<b>150</b>	<b>10.0</b>	<b>36</b>	<b>0</b>

Punting	No	Yds	Avg	TD	In	Lg	B
Anderson	59	2359	40.0	3	3	65	0
<b>Packers</b>	<b>59</b>	<b>2359</b>	<b>40.0</b>	<b>3</b>	<b>3</b>	<b>65</b>	<b>0</b>
<b>Opponents</b>	<b>77</b>	<b>3049</b>	<b>39.6</b>	<b>6</b>	<b>6</b>	<b>62</b>	<b>0</b>

Punt Returns	Ret	FC	Yds	Avg	Long	TD
Wood	26	11	126	4.8	16	0
T.Brown	16	5	111	6.9	52t	1
Pitts	1	1	1	1.0	1	0
<b>Packers</b>	<b>43</b>	<b>17</b>	<b>238</b>	<b>5.5</b>	<b>52t</b>	<b>1</b>
<b>Opponents</b>	<b>19</b>	<b>20</b>	<b>66</b>	<b>3.5</b>	<b>16</b>	<b>0</b>

Kickoff Returns	No	Yds	Avg	Long	TD
Williams	28	599	21.4	60	0
Adderley	14	331	23.6	50	0
Pitts	2	40	20.0	27	0
Robinson	2	29	14.5	19	0
Vandersea	1	8	8.0	8	0
*Winkler	1	0	0.0	0	0
<b>Packers</b>	<b>48</b>	<b>1007</b>	<b>21.0</b>	<b>60</b>	<b>0</b>
<b>Opponents</b>	<b>56</b>	<b>1211</b>	<b>21.6</b>	<b>46</b>	<b>0</b>

Primary Starters			
E	B.Dowler	LE	W.Davis
LT	B.Skoronski	LT	R.Kostelnik
LG	G.Gillingham	RT	H.Jordan
C	K.Bowman	RE	L.Aldridge
RG	J.Kramer	LLB	D.Robinson
RT	F.Gregg	MLB	R.Nitschke
TE	M.Fleming	RLB	L.Caffey
FL	C.Date	LCB	H.Adderley
QB	B.Starr	RCB	B.Jeter
HB	D.Anderson	SS	T.Brown
HB	J.Grabowski	FS	W.Wood

Passing	Att	Cmp	Yds	Cmp%	Yds/Att	TD	TD%	Int	Int%	Lg	Sck/Yds	Rtg
Starr	171	109	1617	63.7	9.46	15	8.8	8	4.7	63t	29/261	104.3
Bratowski	126	68	835	54.0	6.63	3	2.4	7	5.6	72t	11/107	59.5
Horn	16	10	187	62.5	11.69	2	12.5	0	0.0	67t	1/8	142.4
Anderson	3	1	12	33.3	4.00	1	33.3	0	0.0	12t	0/0	86.1
*Stevens	2	0	0	0.0	0.00	0	0.0	0	0.0	0	0/0	39.6
<b>Packers</b>	<b>318</b>	<b>188</b>	<b>2651</b>	<b>59.1</b>	<b>8.34</b>	<b>21</b>	<b>6.6</b>	<b>15</b>	<b>4.7</b>	<b>72t</b>	<b>41/376</b>	<b>88.4</b>
<b>Opponents</b>	<b>327</b>	<b>157</b>	<b>2031</b>	<b>48.0</b>	<b>6.21</b>	<b>14</b>	<b>4.3</b>	<b>17</b>	<b>5.2</b>	<b>60t</b>	<b>28/235</b>	<b>60.6</b>

COMMUNITY

ADMIN. & COACHES

VETERANS

DRAFT & FREE AGENTS

2022 REVIEW

1968

LAMBEAU FIELD

MISC.



# 1969 8-6-0, .571, THIRD, NFL CENTRAL

Head Coach:	Phil Bengtson	GB	Opp	Attend	Site	Starting QB	Temp	
S 21	Chicago Bears (GB)	W	17	0	50,861	LF	B.Starr	68
S 28	San Francisco 49ers (Milw.)	W	14	7	48,184	CoS	B.Starr	60
O 5	@ Minnesota Vikings	L	7	19	60,740	Met	B.Starr	58
O 12	@ Detroit Lions	W	28	17	58,384	TgS	B.Starr	54
O 19	@ Los Angeles Rams	L	21	34	78,947	LAC	B.Starr	70
O 26	Atlanta Falcons (GB)	W	28	10	50,861	LF	B.Starr	43
N 2	@ Pittsburgh Steelers	W	38	34	46,403	PS	D.Horn	58
N 9	@ Baltimore Colts	L	6	14	60,238	BMS	B.Starr	54
N 16	Minnesota Vikings (Milw.)	L	7	9	48,321	CoS	B.Starr	41
N 23	Detroit Lions (GB)	L	10	16	50,861	LF	B.Starr	35
N 30	New York Giants (Milw.)	W	20	10	48,156	CoS	D.Horn	49
D 7	@ Cleveland Browns	L	7	20	82,137	CMS	D.Horn	35
D 14	@ Chicago Bears	W	21	3	45,216	WF	D.Horn	36
D 21	St. Louis Cardinals (GB)	W	45	28	50,861	LF	D.Horn	22
		269	221	780,170				

Home: 5-2 (348,105) Away: 3-4 (432,065)

	GB	Opp				
<b>Total First Downs</b> .....	242	224				
Rushing .....	95	103				
Passing .....	122	107				
Penalty .....	25	14				
<b>Total Net Yards</b> .....	4068	3827				
Avg. Per Game .....	290.6	273.4				
Total Plays .....	785	881				
Avg. Per Play .....	5.2	4.3				
<b>Net Yards Rushing</b> .....	1692	1982				
Avg. Per Game .....	120.9	141.6				
Total Rushes .....	432	485				
<b>Net Yards Passing</b> .....	2376	1845				
Avg. Per Game .....	169.7	131.8				
Sacked/Yards Lost .....	34/302	36/288				
Gross Yards .....	2678	2133				
Att./Completions .....	319/182	360/177				
Completion Pct. ....	57.1	49.2				
Had Intercepted .....	17	19				
<b>Punts/Average</b> .....	59/40.1	72/39.7				
Net Punting Avg. ....	59/38.3	72/33.7				
<b>Penalties/Yards</b> .....	63/602	65/733				
<b>Fumbles/Ball Lost</b> .....	31/21	23/7				
<b>Touchdowns</b> .....	36	23				
Rushing .....	11	7				
Passing .....	20	13				
Returns .....	5	3				
<b>By Quarter</b>	<b>Q1</b>	<b>Q2</b>	<b>Q3</b>	<b>Q4</b>	<b>OT</b>	<b>Pts</b>
Packers	48	72	59	90	0	269
Opponents	53	87	55	26	0	221

	Rushing	No	Yds	Avg	Long	TD
T.Williams	129	536	4.2	391	4	
*Hampton	80	365	4.6	53	4	
Anderson	87	288	3.3	161	1	
Grabowski	73	261	3.6	22	0	
Pitts	35	134	3.8	13	0	
Starr	7	60	8.6	18	0	
*P.Williams	18	55	3.1	13	0	
Horn	3	-7	-2.3	21	1	
<b>Packers</b>	<b>432</b>	<b>1692</b>	<b>3.9</b>	<b>53</b>	<b>11</b>	
<b>Opponents</b>	<b>485</b>	<b>1982</b>	<b>4.1</b>	<b>52</b>	<b>7</b>	

NFL Central	W	L	T	Pct	Pts	OP
Minnesota	12	2	0	.857	379	133
Detroit	9	4	1	.692	259	188
<b>Green Bay</b>	<b>8</b>	<b>6</b>	<b>0</b>	<b>.571</b>	<b>269</b>	<b>221</b>
Chicago	1	13	0	.071	210	339

	Receiving	No	Yds	Avg	Long	TD
Dale	45	879	19.5	48	6	
Dowler	31	477	15.4	45	4	
T.Williams	27	275	10.2	60	3	
Fleming	18	226	12.6	23	2	
*Hampton	15	216	14.4	50	2	
Anderson	14	308	22.0	51	1	
Grabowski	12	98	8.2	25	1	
Pitts	9	47	5.2	211	1	
*Spilis	7	89	12.7	16	0	
*P.Williams	4	63	15.8	24	0	
<b>Packers</b>	<b>182</b>	<b>2678</b>	<b>14.7</b>	<b>60</b>	<b>20</b>	
<b>Opponents</b>	<b>177</b>	<b>2133</b>	<b>12.1</b>	<b>80</b>	<b>13</b>	

\*— rookie

Scoring	TD	Ru	Pa	Rt	PAT	Fg	S	Pts
T.Williams	9	4	3	2		0	54	
*Hampton	7	4	2	1		0	42	
Mercer	0	0	0	0	23/23	5/17	0	38
Dale	6	0	0	0		0	36	
Dowler	4	0	4	0		0	24	
Lusteg	0	0	0	0	12/12	1/5	0	15
Anderson	2	1	1	0		0	12	
Fleming	2	0	2	0		0	12	
Grabowski	2	1	1	0		0	12	
Adderley	1	0	0	1		0	6	
Hart	1	0	0	1		0	6	
Horn	1	1	0	0		0	6	
Pitts	1	0	1	0		0	6	
<b>Packers</b>	<b>36</b>	<b>11</b>	<b>20</b>	<b>5</b>	<b>35/35</b>	<b>6/22</b>	<b>0</b>	<b>269</b>
<b>Opponents</b>	<b>23</b>	<b>7</b>	<b>13</b>	<b>3</b>	<b>23/23</b>	<b>20/34</b>	<b>0</b>	<b>221</b>

Field Goals	1-19	20-29	30-39	40-49	50+
Mercer	2/2	1/3	1/7	1/5	0/0
Lusteg	0/0	1/1	0/1	0/2	0/1
<b>Packers</b>	<b>2/2</b>	<b>2/4</b>	<b>1/8</b>	<b>1/7</b>	<b>0/1</b>
<b>Opponents</b>	<b>4/4</b>	<b>8/10</b>	<b>6/9</b>	<b>2/10</b>	<b>0/1</b>
<b>Mercer:</b> (40N,34N,32G)(27N)(42N)(36N,35B)					
(0)(32B)(15G)(45B,35B,14G,48G)(22N,42B)					
(31N,27G)(0000)					
<b>Lusteg:</b> 0000000000(47N)(34N,42N,51B)(28G)					
<b>Opponents:</b> (50N)(42N,46N,33N,34N)					
(46N,33G,27G,41G,32G)(24G)(47N,24G,21G)					
(30N,42N,34G)(26N,49B,19G,32G)(41N)					
(10G,12G,20G)(43N,23G,21G,31G)(14G)					
(20G,45G)(28N,34G)(0)					

	Interceptions	No	Yds	Avg	Long	TD
Adderley	5	169	33.8	80	1	
Hart	3	156	52.0	85	1	
Wood	3	40	13.3	21	0	
Jeter	3	30	10.0	30	0	
Nitschke	2	32	16.0	20	0	
Caffey	2	1	0.5	1	0	
Davis	1	0	0.0	0	0	
<b>Packers</b>	<b>19</b>	<b>428</b>	<b>22.5</b>	<b>85</b>	<b>2</b>	
<b>Opponents</b>	<b>17</b>	<b>256</b>	<b>15.1</b>	<b>44</b>	<b>1</b>	

	Punting	No	Yds	Avg	TB	In	Lg	B
Anderson	58	2329	40.2	2	-	58	0	
Dowler	1	34	34.0	0	-	34	0	
<b>Packers</b>	<b>59</b>	<b>2363</b>	<b>40.1</b>	<b>2</b>	<b>-</b>	<b>58</b>	<b>0</b>	
<b>Opponents</b>	<b>72</b>	<b>2855</b>	<b>39.7</b>	<b>7</b>	<b>-</b>	<b>66</b>	<b>0</b>	

	Punt Returns	Ret	Fc	Yds	Avg	Long	TD
Pitts	16	8	60	3.8	10	0	
T.Williams	8	3	189	23.6	83	1	
Wood	8	6	38	4.8	13	0	
<b>Packers</b>	<b>32</b>	<b>17</b>	<b>287</b>	<b>9.0</b>	<b>83</b>	<b>1</b>	
<b>Opponents</b>	<b>18</b>	<b>25</b>	<b>62</b>	<b>3.4</b>	<b>15</b>	<b>0</b>	

	Kickoff Returns	No	Yds	Avg	Long	TD
*Hampton	22	582	26.5	87	1	
T.Williams	21	517	24.6	96	1	
Robinson	3	31	10.3	15	0	
Gillingham	1	13	13.0	13	0	
Hyland	1	0	0.0	0	0	
Pitts	1	22	22.0	22	0	
*P.Williams	1	0	0.0	0	0	
<b>Packers</b>	<b>50</b>	<b>1165</b>	<b>23.3</b>	<b>96</b>	<b>2</b>	
<b>Opponents</b>	<b>51</b>	<b>1078</b>	<b>21.1</b>	<b>100</b>	<b>1</b>	

## Primary Starters

WR	B.Dowler	LE	W.Davis
LT	F.Peay	LT	*R.Moore
LG	B.Lueck	RT	H.Jordan
C	K.Bowman		B.Brown
RG	G.Gillingham	RE	L.Aldridge
RT	F.Gregg	LLB	D.Robinson
TE	M.Fleming	MLB	R.Nitschke
QB	B.Starr	RLB	L.Caffey
	D.Horn	LCB	H.Adderley
WR	C.Dale	RCB	B.Jeter
HB	D.Anderson	SS	D.Hart
	J.Grabowski	FS	W.Wood
HB	T.Williams		

	Passing	Att	Cmp	Yds	Cmp%	Yds/Att	TD	TD%	Int	Int%	LG	Sck/Yds	Rtng
Horn	168	89	1505	53.0	8.96	11	6.5	11	6.5	60	10/85	78.1	
Starr	148	92	1161	62.2	7.84	9	6.1	6	4.1	51	24/217	89.9	
Stevens	3	1	12	33.3	4.00	0	0.0	0	0.0	12	0/0	46.5	
<b>Packers</b>	<b>319</b>	<b>182</b>	<b>2678</b>	<b>57.1</b>	<b>8.39</b>	<b>20</b>	<b>6.3</b>	<b>17</b>	<b>5.3</b>	<b>60</b>	<b>34/302</b>	<b>83.3</b>	
<b>Opponents</b>	<b>360</b>	<b>177</b>	<b>2133</b>	<b>49.2</b>	<b>5.93</b>	<b>13</b>	<b>3.6</b>	<b>19</b>	<b>5.3</b>	<b>80</b>	<b>36/288</b>	<b>57.8</b>	

COMMUNITY  
 ADMIN. & COACHES  
 VETERANS  
 DRAFT & FREE AGENTS  
 2022 REVIEW  
 1969

LAMBEAU FIELD  
 MISC.

# 6-8-0, .429, THIRD, NFC CENTRAL 1970

Head Coach:	Phil Bengtson	GB	Opp	Attend	Site	Starting QB	Temp	
S 20	Detroit Lions (GB)	L	0	40	56,263	LF	B.Starr	79
S 27	Atlanta Falcons (GB)	W	27	24	56,263	LF	B.Starr	55
O 4	Minnesota Vikings (Milw)	W	13	10	47,967	CoS	B.Starr	59
O 12	@ San Diego Chargers	W	22	20	53,064	SDS	B.Starr	68
O 18	Los Angeles Rams (GB)	L	21	31	56,263	LF	B.Starr	59
O 25	Philadelphia Eagles (Milw)	W	30	17	48,022	CoS	B.Starr	60
N 1	@ San Francisco 49ers	L	10	26	59,335	KS	B.Starr	68
N 9	Baltimore Colts (Milw)	L	10	13	48,063	CoS	D.Horn	52
N 15	Chicago Bears (GB)	W	20	19	56,263	LF	B.Starr	30
N 22	@ Minnesota Vikings	L	3	10	47,900	Met	B.Starr	16
N 26	@ Dallas Cowboys	L	3	16	67,182	CB	B.Starr	77
D 6	@ Pittsburgh Steelers	W	20	12	46,418	TRS	B.Starr	20
D 13	@ Chicago Bears	L	17	35	44,957	WF	B.Starr	32
D 20	@ Detroit Lions	L	0	20	57,387	TgS	B.Starr	27
			196	293	745,347			

Home: 4-3 (369,104) Away: 2-5 (376,243)

Scoring	TD	Ru	Pa	Ret	PAT	FG	S	PIS
Livingston	0	0	0	0	19/21	15/28	0	64
Anderson	5	5	0	0	0	0	0	30
Hilton	4	0	4	0	0	0	0	24
Clancy	2	0	2	0	0	0	0	12
Dale	2	0	2	0	0	0	0	12
*McGeorge	2	0	2	0	0	0	0	12
T.Williams	2	1	1	0	0	0	0	12
Grabowski	1	1	0	0	0	0	0	6
Hampton	1	0	0	1	0	0	0	6
Hart	1	0	0	1	0	0	0	6
*Krause	1	0	0	1	0	0	0	6
Starr	1	1	0	0	0	0	0	6
<b>Packers</b>	<b>22</b>	<b>8</b>	<b>11</b>	<b>3</b>	<b>19/21</b>	<b>15/28</b>	<b>0</b>	<b>196</b>
<b>Opponents</b>	<b>30</b>	<b>14</b>	<b>13</b>	<b>3</b>	<b>29/29</b>	<b>28/42</b>	<b>0</b>	<b>293</b>

Field Goals	1-19	20-29	30-39	40-49	50+
Livingston	5/6	6/11	3/7	1/4	0/0
Packers	5/6	6/11	3/7	1/4	0/0
Opponents	10/11	7/9	5/6	5/14	1/2
<b>Livingston:</b>	0/(44B)(28G,33G)				
	(29N,49N,16G,27G,14G)(28N)(44B,22G,32G,25G)				
	(29B,9G)(39N,31B,20G)(17G,49G)				
	(25N,12N,31N,26G)(19G)(36N)(32G)(25B)				
<b>Opponents:</b>	(47N,22G,14G,43G,47G)				
	(47N,46N,49B,19G)(49N,24G)(47N,16G,39G)				
	(29N,36G)(19B,15G)(12G,24G,41G,36G)				
	(30N,42G,29G)(43N,23G,38G,13G,31G)				
	(29N,25G)(21G,12G,15G)(15G,45G)(44N)				
	(43N,51B,50G,16G)				

	GB	Opp	Rushing	No	Yds	Avg	Long	TD	
<b>Total First Downs</b>	194	202	Anderson	222	853	3.8	54	5	
Rushing	69	88	T.Williams	74	276	3.7	37	1	
Passing	110	102	Grabowski	67	210	3.1	17	1	
Penalty	15	12	Hampton	48	115	2.4	14	0	
<b>Third Downs</b>	65/206	59/193	Starr	12	62	5.2	15	1	
Efficiency	31.6	30.6	P.Williams	17	44	2.6	4	0	
<b>Fourth Downs</b>	0/2	2/4	*Krause	2	13	6.5	12	0	
Efficiency	0.0	50.0	Dale	2	9	4.5	8	0	
<b>Total Net Yards</b>	3409	4055	*Patrick	2	5	2.5	3	0	
Avg. Per Game	243.5	289.6	Horn	5	4	0.8	4	0	
Total Plays	847	854	*McGeorge	1	3	3.0	3	0	
Avg. Per Play	4.0	4.7	Livingston	1	1	1.0	1	0	
<b>Net Yards Rushing</b>	1595	1829	<b>Packers</b>	<b>453</b>	<b>1595</b>	<b>3.5</b>	<b>54</b>	<b>8</b>	
Avg. Per Game	113.9	130.6	<b>Opponents</b>	<b>453</b>	<b>1829</b>	<b>4.0</b>	<b>76</b>	<b>14</b>	
Total Rushes	453	453	<b>NFC Central</b>						
<b>Net Yards Passing</b>	1814	2226	Minnesota	12	2	0	857	335	143
Avg. Per Game	129.6	159.0	Detroit	10	4	0	714	347	202
Sacked/Yards Lost	43/382	32/270	<b>Green Bay</b>	<b>6</b>	<b>8</b>	<b>0</b>	<b>.429</b>	<b>196</b>	<b>293</b>
Gross Yards	2196	2496	Chicago	6	8	0	.429	256	261
Att./Completions	351/177	369/177	<b>Receiving</b>						
Completion Pct.	50.4	48.0	Dale	49	814	16.6	89t	2	
Had Intercepted	24	20	Anderson	36	414	11.5	34	0	
<b>Punts/Average</b>	.87/40.2	71/40.1	Hilton	25	350	14.0	65t	4	
Net Punting Avg.	.87/35.0	71/35.9	Grabowski	19	83	4.4	19	0	
<b>Penalties/Yards</b>	76/691	63/686	Clancy	16	244	15.3	33t	2	
<b>Fumbles/Ball Lost</b>	34/17	29/17	T.Williams	12	127	10.6	55t	1	
<b>Touchdowns</b>	22	30	Hampton	7	23	3.3	12	0	
Rushing	8	14	Spilis	6	76	12.7	18	0	
Passing	11	13	P.Williams	3	11	3.7	6	0	
Returns	3	3	*McGeorge	2	32	16.0	16t	2	
			*Krause	2	22	11.0	11	0	
			<b>Packers</b>	<b>177</b>	<b>2196</b>	<b>12.4</b>	<b>89t</b>	<b>11</b>	
			<b>Opponents</b>	<b>177</b>	<b>2496</b>	<b>14.1</b>	<b>87t</b>	<b>13</b>	

By Quarter	Q1	Q2	Q3	Q4	OT	Pts
Packers	51	47	29	69	0	196
Opponents	47	49	73	124	0	293

Interceptions	No	Yds	Avg	Long	TD
Wood	7	110	15.7	24	0
Hart	3	114	38.0	76t	1
*Ellis	3	69	23.0	60	0
Jeter	3	27	9.0	18	0
Carr	2	45	22.5	28	0
Robinson	2	33	16.5	20	0
<b>Packers</b>	<b>20</b>	<b>398</b>	<b>19.9</b>	<b>76t</b>	<b>1</b>
<b>Opponents</b>	<b>24</b>	<b>421</b>	<b>17.5</b>	<b>70</b>	<b>3</b>

Punting	No	Yds	Avg	TB	In	LG	B
Anderson	81	3302	40.8	6	6	62	0
Livingston	6	199	33.2	0	6	52	0
<b>Packers</b>	<b>87</b>	<b>3501</b>	<b>40.2</b>	<b>6</b>	<b>6</b>	<b>62</b>	<b>0</b>
<b>Opponents</b>	<b>71</b>	<b>2845</b>	<b>40.1</b>	<b>10</b>	<b>6</b>	<b>65</b>	<b>0</b>

Punt Returns	Ret	FC	Yds	Avg	Long	TD
Wood	11	18	58	5.3	12	0
*Ellis	7	0	27	3.9	8	0
T.Williams	4	2	20	5.0	11	0
Harden	2	0	-7	-3.5	0	0
S.Williams	1	0	0	0.0	0	0
<b>Packers</b>	<b>25</b>	<b>20</b>	<b>98</b>	<b>3.9</b>	<b>12</b>	<b>0</b>
<b>Opponents</b>	<b>40</b>	<b>11</b>	<b>338</b>	<b>8.5</b>	<b>65</b>	<b>0</b>

Kickoff Returns	No	Yds	Avg	Long	TD
*Ellis	22	451	20.5	48	0
*Krause	18	513	28.5	100t	1
T.Williams	10	203	20.3	28	0
Hampton	6	188	31.3	101t	1
*M.P.McCoy	3	22	7.3	10	0
Gregg	2	21	10.5	16	0
Himes	1	4	4.0	4	0
P.Williams	1	20	20.0	20	0
<b>Packers</b>	<b>63</b>	<b>1422</b>	<b>22.6</b>	<b>101t</b>	<b>2</b>
<b>Opponents</b>	<b>36</b>	<b>888</b>	<b>24.7</b>	<b>82</b>	<b>0</b>

\* — rookie

## Primary Starters

WR	C.Dale	LE	B.Brown
LT	F.Peay	C.Williams	
LG	B.Lueck	LT	B.Brown
	M.Walker		R.Moore
C	K.Bowman	RT	*M.P.McCoy
RG	G.Gillingham	RE	L.Aldridge
RT	D.Himes	LLB	*J.Carter
TE	J.Hilton		D.Robinson
WR	J.Clancy	MLB	R.Nitschke
	T.Williams	RLB	F.Carr
QB	B.Starr	LCB	*K.Ellis
RB	D.Anderson	RCB	B.Jeter
HB	J.Grabowski	SS	D.Hart
		FS	W.Wood

Passing	Att	Cmp	Yds	Cmp%	Yds/Att	TD	TD%	Int	Int%	LG	Sck/Yds	RtnG
Starr	255	140	1645	54.9	6.45	8	3.1	13	5.1	65t	29/252	63.9
Horn	76	28	428	36.8	5.63	2	2.6	10	13.2	89t	6/59	25.4
*Patrick	14	6	59	42.9	4.21	0	0.0	1	7.1	16	6/55	25.6
Norton	5	3	64	60.0	12.80	1	20.0	0	0.0	29t	2/16	143.8
Anderson	1	0	0	0.0	0.00	0	0.0	0	0.0	0	0/0	39.6
<b>Packers</b>	<b>351</b>	<b>177</b>	<b>2196</b>	<b>50.4</b>	<b>6.26</b>	<b>11</b>	<b>3.1</b>	<b>24</b>	<b>6.8</b>	<b>89t</b>	<b>43/382</b>	<b>52.1</b>
<b>Opponents</b>	<b>369</b>	<b>177</b>	<b>2496</b>	<b>48.0</b>	<b>6.76</b>	<b>13</b>	<b>3.5</b>	<b>20</b>	<b>5.4</b>	<b>87t</b>	<b>32/270</b>	<b>59.4</b>

# 1971 4-8-2, .333, FOURTH, NFC CENTRAL

Head Coach:	GB	Opp	Attend	Site	Starting QB	Temp	
S 19 New York Giants (GB) . . . . .	L	40	42	56,263	LF	Z.Bratkowski	53
S 26 Denver Broncos (Milw) . . . . .	W	34	13	47,957	CoS	S.Hunter	59
O 3 Cincinnati Bengals (GB) . . . . .	W	20	17	56,263	LF	S.Hunter	68
O 10 @ Detroit Lions . . . . .	L	28	31	54,418	TgS	S.Hunter	56
O 17 Minnesota Vikings (GB) . . . . .	L	13	24	56,263	LF	S.Hunter	67
O 24 @ Los Angeles Rams . . . . .	L	13	30	75,351	LAC	S.Hunter	61
N 1 Detroit Lions (Milw) . . . . .	T	14	14	47,961	CoS	S.Hunter	49
N 7 @ Chicago Bears . . . . .	W	17	14	55,049	SF	S.Hunter	31
N 14 @ Minnesota Vikings . . . . .	L	0	3	49,878	Met	S.Hunter	49
N 22 @ Atlanta Falcons . . . . .	L	21	28	58,850	FCS	S.Hunter	39
N 28 New Orleans Saints (Milw) . . . . .	L	21	29	48,035	CoS	B.Starr	32
D 5 @ St. Louis Cardinals . . . . .	T	16	16	50,443	BusS	B.Starr	44
D 12 Chicago Bears (GB) . . . . .	W	31	10	56,263	LF	S.Hunter	23
D 19 @ Miami Dolphins . . . . .	L	6	27	76,812	OB	B.Starr	75
		274	298	789,712			

Home: 3-3-1 (369,005) Away: 1-5-1 (420,707)

	GB	Opp
<b>Total First Downs</b> . . . . .	208	230
Rushing . . . . .	115	104
Passing . . . . .	87	110
Penalty . . . . .	6	16
<b>Third Downs</b> . . . . .	66/178	75/187
Efficiency . . . . .	37.1	40.1
<b>Fourth Downs</b> . . . . .	0/0	1/1
Efficiency . . . . .	0.0	100.0
<b>Total Net Yards</b> . . . . .	3914	4008
Avg. Per Game . . . . .	279.6	286.3
Total Plays . . . . .	772	861
Avg. Per Play . . . . .	5.1	4.7
<b>Net Yards Rushing</b> . . . . .	2229	1707
Avg. Per Game . . . . .	159.2	121.9
Total Rushes . . . . .	500	489
<b>Net Yards Passing</b> . . . . .	1685	2301
Avg. Per Game . . . . .	120.4	164.4
Sacked/Yards Lost . . . . .	18/157	19/168
Gross Yards . . . . .	1842	2469
Att./Completions . . . . .	254/121	353/186
Completion Pct. . . . .	47.6	52.7
Had Intercepted . . . . .	24	16
<b>Punts/Average</b> . . . . .	56/40.0	61/40.1
Net Punting Avg. . . . .	56/34.4	61/35.6
<b>Penalties/Yards</b> . . . . .	61/568	60/514
<b>Fumbles/Ball Lost</b> . . . . .	29/20	33/16
<b>Touchdowns</b> . . . . .	33	34
Rushing . . . . .	18	7
Passing . . . . .	12	21
Returns . . . . .	3	6

By Quarter	Q1	Q2	Q3	Q4	OT	Pts
Packers	41	85	64	84	0	274
Opponents	57	72	78	91	0	298

## Primary Starters

WR	C.Dale	LE	C.Williams
LT	F.Puey	LT	M.P.McCoy
LG	B.Lueck	RT	B.Brown
C	K.Bowman	RE	L.Aldridge
RG	G.Gillingham	LLB	D.Robinson
RT	D.Himes	MLB	J.Carter
TE	R.McGeorge	RLB	F.Carr
WR	J.Spiliis	LCB	K.Ellis
QB	*S.Hunter	RCB	A.Matthews
HB	*J.Brockington	SS	D.Hart
HB	D.Anderson		A.Randolph
	FS		W.Wood

Rushing	No	Yds	Avg	Long	TD
*Brockington . . . . .	216	1105	5.1	52t	4
Anderson . . . . .	186	757	4.1	31	5
Hampton . . . . .	67	307	4.6	41	3
*Hunter . . . . .	21	50	2.4	16	4
Starr . . . . .	3	11	3.7	9	1
P.Williams . . . . .	3	4	1.3	3	0
Bratkowski . . . . .	1	1	1.0	11	1
Krause . . . . .	3	-6	-2.0	2	0
<b>Packers</b> . . . . .	<b>500</b>	<b>2229</b>	<b>4.5</b>	<b>52t</b>	<b>18</b>
<b>Opponents</b> . . . . .	<b>489</b>	<b>1707</b>	<b>3.5</b>	<b>42</b>	<b>7</b>

NFC Central	W	L	T	Pct	Pts	OP
Minnesota . . . . .	11	3	0	.786	245	139
Detroit . . . . .	7	6	1	.538	341	286
Chicago . . . . .	6	8	0	.429	185	276
<b>Green Bay</b> . . . . .	<b>4</b>	<b>8</b>	<b>2</b>	<b>.333</b>	<b>274</b>	<b>298</b>

Receiving	No	Yds	Avg	Long	TD
Dale . . . . .	31	598	19.3	77t	4
McGeorge . . . . .	27	463	17.1	50	4
Anderson . . . . .	26	306	11.8	39	1
Spiliis . . . . .	14	281	20.1	39	1
*Brockington . . . . .	14	98	7.0	29	1
*Davis . . . . .	6	59	9.8	20	0
Hampton . . . . .	3	37	12.3	19t	1
<b>Packers</b> . . . . .	<b>121</b>	<b>1842</b>	<b>15.2</b>	<b>77t</b>	<b>12</b>
<b>Opponents</b> . . . . .	<b>186</b>	<b>2469</b>	<b>13.3</b>	<b>81t</b>	<b>21</b>

Kickoff Returns	No	Yds	Avg	Long	TD
Hampton . . . . .	46	1314	28.6	90t	1
Krause . . . . .	5	101	20.2	29	0
Pitts . . . . .	2	41	20.5	22	0
P.Williams . . . . .	2	41	20.5	21	0
Carter . . . . .	1	5	5.0	5	0
*Davis . . . . .	1	22	22.0	22	0
Ellis . . . . .	1	22	22.0	22	0
<b>Packers</b> . . . . .	<b>58</b>	<b>1546</b>	<b>26.7</b>	<b>90t</b>	<b>1</b>
<b>Opponents</b> . . . . .	<b>56</b>	<b>1248</b>	<b>22.3</b>	<b>82</b>	<b>0</b>

\* — rookie

Passing	Att	Cmp	Yds	Cmp%	Yds/Att	TD	TD%	Int	Int%	LG	Sck/Yds	Rtng
*Hunter . . . . .	163	75	1210	46.0	7.42	7	4.3	17	10.4	77t	11/81	46.1
Starr . . . . .	45	24	286	53.3	6.36	0	0.0	3	6.7	31	6/64	45.2
Bratkowski . . . . .	37	19	298	51.4	8.05	4	10.8	3	8.1	50	1/12	80.7
Patrick . . . . .	1	1	39	20.0	7.80	0	0.0	1	20.0	39	0/0	20.0
Anderson . . . . .	4	2	9	50.0	2.25	1	25.0	0	0.0	5	0/0	95.8
<b>Packers</b> . . . . .	<b>254</b>	<b>121</b>	<b>1842</b>	<b>47.6</b>	<b>7.25</b>	<b>12</b>	<b>4.7</b>	<b>24</b>	<b>9.4</b>	<b>77t</b>	<b>18/157</b>	<b>48.4</b>
<b>Opponents</b> . . . . .	<b>353</b>	<b>186</b>	<b>2469</b>	<b>52.7</b>	<b>6.99</b>	<b>21</b>	<b>5.9</b>	<b>16</b>	<b>4.5</b>	<b>81t</b>	<b>19/168</b>	<b>76.1</b>

Scoring	TD	Ru	Pa	Rt	PAT	FG	S	Pts
Michaels . . . . .	0	0	0	0	19/20	8/14	0	43
Anderson . . . . .	6	5	1	0				36
*Brockington . . . . .	5	4	1	0				30
Hampton . . . . .	5	3	1	1				30
Webster . . . . .	0	0	0	0	8/8	6/11	0	26
Dale . . . . .	4	0	4	0				24
*Hunter . . . . .	4	4	0	0				24
McGeorge . . . . .	4	0	4	0				24
Hart . . . . .	1	0	1	0				8
Bratkowski . . . . .	1	1	0	0				6
Ellis . . . . .	1	0	0	1				6
Spiliis . . . . .	1	0	1	0				6
Starr . . . . .	1	1	0	0				6
Conway . . . . .	0	0	0	0	5/5	0/10	5	5
<b>Packers</b> . . . . .	<b>33</b>	<b>18</b>	<b>12</b>	<b>3</b>	<b>32/33</b>	<b>14/26</b>	<b>1</b>	<b>274</b>
<b>Opponents</b> . . . . .	<b>34</b>	<b>7</b>	<b>21</b>	<b>6</b>	<b>32/33</b>	<b>20/37</b>	<b>1</b>	<b>298</b>

Field Goals	1-19	20-29	30-39	40-49	50+
Michaels . . . . .	3/3	2/5	1/4	1/2	0/0
Webster . . . . .	2/2	4/5	0/1	0/2	0/1
Conway . . . . .	0/0	0/0	0/0	0/1	0/0
<b>Packers</b> . . . . .	<b>5/5</b>	<b>6/10</b>	<b>2/5</b>	<b>1/5</b>	<b>0/0</b>
<b>Opponents</b> . . . . .	<b>7/8</b>	<b>9/10</b>	<b>1/7</b>	<b>3/12</b>	<b>0/0</b>
<b>Michaels:</b> (28G)(36G,44G)(26N,15G,14G)(0)					
(39N,11G,32G)(39N,44N)(23N,22G)(23B)(0)(0000)					
<b>Webster:</b> 0(000000000)(42N,25N,28G,12G,27G)(35B,40N,27G)(54B,14G,24G)					
<b>Conway:</b> 4(7N)0(0000000000000000)					
<b>Opponents:</b> (38N,45N,48N)(43B,44N,28G,41G)(26G)(12G)(27N,22G)(17G,46G,27G)(32B,39N)(46N)(43N,25G)(37B)(34N,12G,12G,35G,26G,11G)(45N,49N,42G,21G,12G)(19N,39N,12G)(40N,26G,27G)					

Interceptions	No	Yds	Avg	Long	TD
Ellis . . . . .	6	10	1.7	5	0
Robinson . . . . .	3	44	14.7	23	0
Hart . . . . .	2	73	36.5	69	0
Randolph . . . . .	1	34	34.0	34	0
Matthews . . . . .	1	20	20.0	20	0
Carter . . . . .	1	16	16.0	16	0
Wood . . . . .	1	8	8.0	8	0
Nitschke . . . . .	1	0	0.0	0	0
<b>Packers</b> . . . . .	<b>16</b>	<b>205</b>	<b>12.8</b>	<b>69</b>	<b>0</b>
<b>Opponents</b> . . . . .	<b>24</b>	<b>449</b>	<b>18.7</b>	<b>65t</b>	<b>2</b>

Punting	No	Yds	Avg	TB	In	Ln	B
Anderson . . . . .	50	2022	40.4	6	-	58	0
Duncan . . . . .	6	216	36.0	1	-	47	0
<b>Packers</b> . . . . .	<b>56</b>	<b>2238</b>	<b>40.0</b>	<b>7</b>	-	<b>58</b>	<b>0</b>
<b>Opponents</b> . . . . .	<b>61</b>	<b>2448</b>	<b>40.1</b>	<b>5</b>	-	<b>63</b>	<b>0</b>

Punt Returns	Ret	FC	Yds	Avg	Long	TD
Ellis . . . . .	22	1	107	4.9	30	0
*Davis . . . . .	6	0	36	6.0	19	0
Pitts . . . . .	5	2	13	2.6	5	0
Wood . . . . .	4	2	21	5.3	9	0
Randolph . . . . .	1	0	0	0.0	0	0
<b>Packers</b> . . . . .	<b>38</b>	<b>5</b>	<b>177</b>	<b>4.7</b>	<b>30</b>	<b>0</b>
<b>Opponents</b> . . . . .	<b>23</b>	<b>12</b>	<b>169</b>	<b>7.3</b>	<b>38</b>	<b>0</b>

COMMUNITY

ADMIN. & COACHES

VETERANS

DRAFT & FREE AGENTS

2022 REVIEW

1971

LAMBEAU FIELD

MISC.

# 10-4-0, .714, FIRST, NFC CENTRAL 1972

Head Coach:	Dan Devine	GB	Opp	Attend	Site	Starting QB	Temp
S 17	@ Cleveland Browns	W	26	10	75,771	CMS	S.Hunter 81
S 24	Oakland Raiders (GB)	L	14	20	56,263	LF	S.Hunter 69
O 1	Dallas Cowboys (Milw)	W	16	13	47,103	CoS	S.Hunter 60
O 8	Chicago Bears (GB)	W	20	17	56,263	LF	S.Hunter 55
O 16	@ Detroit Lions	W	24	23	54,418	TgS	S.Hunter 55
O 22	Atlanta Falcons (Milw)	L	9	10	47,967	CoS	S.Hunter 50
O 29	Minnesota Vikings (GB)	L	13	27	56,263	LF	S.Hunter 39
N 5	San Francisco 49ers (Milw)	W	34	24	47,897	CoS	S.Hunter 50
N 12	@ Chicago Bears	W	23	17	55,701	SF	S.Hunter 45
N 19	@ Houston Oilers	W	23	10	41,752	AD	S.Hunter dome
N 26	@ Washington Redskins	L	16	21	53,039	RFK	S.Hunter 56
D 3	Detroit Lions (GB)	W	33	7	56,263	LF	S.Hunter 10
D 10	@ Minnesota Vikings	W	23	7	49,784	Met	S.Hunter 0
D 17	@ New Orleans Saints	W	30	20	65,881	TuS	S.Hunter 39
			304		226		764,365
<b>Home:</b> 4-3 (368,019)		<b>Away:</b> 6-1 (396,346)					
<b>NFC Divisional Playoff</b>							
D 24	@ Washington Redskins	L	3	16	53,140	RFK	S.Hunter 56

	GB	Opp	Rushing	No	Yds	Avg	Long	TD
<b>Total First Downs</b>	195	209	Brockington	274	1027	3.7	30t	8
Rushing	109	85	Lane	177	821	4.6	41	3
Passing	72	109	P.Williams	33	139	4.2	14	0
Penalty	14	15	*Hudson	15	62	4.1	17	0
<b>Third Downs</b>	67/199	71/180	Kopay	10	39	3.9	20	0
Efficiency	33.7	39.4	Hunter	22	37	1.7	15	5
<b>Fourth Downs</b>	5/5	1/3	*Glass	2	13	6.5	13	0
Efficiency	100.0	33.3	Davis	2	0	0.0	7	0
<b>Total Net Yards</b>	3539	3474	*Tagge	8	-3	-0.4	2	1
Avg. Per Game	252.8	248.1	Staggers	1	-8	-8.0	-8	0
Total Plays	798	812	<b>Packers</b>	<b>544</b>	<b>2127</b>	<b>3.9</b>	<b>41</b>	<b>17</b>
Avg. Per Play	4.4	4.3	<b>Opponents</b>	<b>443</b>	<b>1517</b>	<b>3.4</b>	<b>26</b>	<b>14</b>
<b>Net Yards Rushing</b>	2127	1517						
Avg. Per Game	151.9	108.4						
Total Rushes	544	443						
<b>Net Yards Passing</b>	1412	1957						
Avg. Per Game	100.9	139.8						
Sacked/Yards Lost	17/124	29/252						
Gross Yards	1536	2209						
Att./Completions	237/101	340/174						
Completion Pct.	42.6	51.2						
Had Intercepted	9	17						
<b>Punts/Average</b>	65/41.8	66/41.4						
Net Punting Yards	65/35.5	66/34.4						
<b>Penalties/Yards</b>	63/610	50/446						
<b>Fumbles/Ball Lost</b>	22/10	35/19						
<b>Touchdowns</b>	29	26						
Rushing	17	14						
Passing	7	7						
Returns	5	5						

NFC Central						
	W	L	T	Pct	Pts	OP
<b>Green Bay</b>	10	4	0	.714	304	226
Detroit	8	5	1	.607	339	290
Minnesota	7	7	0	.500	301	252
Chicago	4	9	1	.321	225	275

	Receiving	No	Yds	Avg	Long	TD
Lane	26	285	11.0	49	0	
Brockington	19	243	12.8	48t	1	
Dale	16	317	19.8	48	1	
*Glass	15	261	17.4	31	1	
Staggers	8	123	15.4	48t	1	
Davis	4	119	29.8	68t	1	
Garrett	4	66	16.5	21	0	
McGeorge	4	50	12.5	23t	2	
Kopay	3	19	6.3	9	0	
Nitschke	1	34	34.0	34	0	
Lammons	1	19	19.0	19	0	
<b>Packers</b>	<b>101</b>	<b>1536</b>	<b>15.2</b>	<b>68t</b>	<b>7</b>	
<b>Opponents</b>	<b>174</b>	<b>2209</b>	<b>12.7</b>	<b>62t</b>	<b>7</b>	

\* — rookie

Scoring	TD	Ru	Pa	Ret	PAT	FG	S	PIS
*Marcol	0	0	0	0	29/29	33/48	0	128
Brockington	9	8	1	0	0	0	0	54
Hunter	5	5	0	0	0	0	0	30
Lane	3	3	0	0	0	0	0	18
Ellis	2	0	0	2	0	0	0	12
McGeorge	2	0	2	0	0	0	0	12
Staggers	2	0	1	1	0	0	0	12
*Buchanan	1	0	0	1	0	0	0	6
Dale	1	0	1	0	0	0	0	6
Davis	1	0	1	0	0	0	0	6
*Glass	1	0	1	0	0	0	0	6
*Tagge	1	1	0	0	0	0	0	6
C.Williams	1	0	0	1	0	0	0	6
Brown	0	0	0	0	0	0	1	2
<b>Packers</b>	<b>29</b>	<b>17</b>	<b>7</b>	<b>5</b>	<b>29/29</b>	<b>33/48</b>	<b>1</b>	<b>304</b>
<b>Opponents</b>	<b>26</b>	<b>14</b>	<b>7</b>	<b>5</b>	<b>25/25</b>	<b>15/27</b>	<b>0</b>	<b>226</b>

Field Goals	1-19	20-29	30-39	40-49	50+
*Marcol	3/4	7/8	13/17	8/16	2/3
<b>Packers</b>	<b>3/4</b>	<b>7/8</b>	<b>13/17</b>	<b>8/16</b>	<b>2/3</b>
<b>Opponents</b>	<b>5/5</b>	<b>3/3</b>	<b>2/4</b>	<b>3/11</b>	<b>2/4</b>
<b>Marcol:</b> (42B,51N,41G,19G,49G,17G)(0)					
(16N,27B,41N,44G,26G,22G)(26G,34N,37G)					
(36N,34G)(44G,32G,35G,39N)(43N,41G,34G)					
(35G,40G)(51G,21G,21G)(33B,51G,37G,39G)					
(41B,42N,24G,42G,26G,36G)					
(45N,36G,42G,10G)(48B,40B,34G,35G,34G)					
<b>Opponents:</b> (21G)(43N,43G,14G)(46G,9G)					
(12G,51N,48N)(12G,45G,51G)					
(24G,38N,47N)(22G,32G)(40N,50G)					
(45N,38G)(36N,13G)(51N)(40N)(49B)					

Interceptions	No	Yds	Avg	Long	TD
Ellis	4	106	26.5	40	1
*Buchanan	4	62	15.5	26	0
Hill	4	37	9.3	21	0
Robinson	2	10	5.0	7	0
Matthews	2	8	4.0	8	0
Carter	1	0	0.0	0	0
<b>Packers</b>	<b>17</b>	<b>223</b>	<b>13.1</b>	<b>40</b>	<b>1</b>
<b>Opponents</b>	<b>9</b>	<b>69</b>	<b>7.7</b>	<b>32t</b>	<b>2</b>

Punting	No	Yds	Avg	TB	In	Lg	B
Widby	65	2714	41.8	9	-	64	2
<b>Packers</b>	<b>65</b>	<b>2714</b>	<b>41.8</b>	<b>9</b>	<b>-</b>	<b>64</b>	<b>2</b>
<b>Opponents</b>	<b>66</b>	<b>2742</b>	<b>41.4</b>	<b>5</b>	<b>-</b>	<b>61</b>	<b>0</b>

Punt Returns	Ret	FC	Yds	Avg	Long	TD
Ellis	14	1	215	15.4	80t	1
Staggers	9	20	148	16.4	85t	1
*Glass	1	0	1	1.0	1	0
*Hudson	1	2	0	0.0	0	0
<b>Packers</b>	<b>25</b>	<b>23</b>	<b>364</b>	<b>14.6</b>	<b>85t</b>	<b>2</b>
<b>Opponents</b>	<b>32</b>	<b>6</b>	<b>225</b>	<b>7.0</b>	<b>33</b>	<b>0</b>

Kickoff Returns	No	Yds	Avg	Long	TD
Thomas	21	572	27.2	89	0
*Hudson	11	247	22.5	55	0
Staggers	11	260	23.6	39	0
Ellis	1	10	10.0	10	0
Garrett	1	0	0.0	0	0
Kroll	1	23	23.0	23	0
Robinson	1	20	20.0	20	0
P.Williams	1	9	9.0	9	0
*Wortman	1	0	0.0	0	0
<b>Packers</b>	<b>49</b>	<b>1141</b>	<b>23.3</b>	<b>89</b>	<b>0</b>
<b>Opponents</b>	<b>46</b>	<b>932</b>	<b>20.3</b>	<b>37</b>	<b>0</b>

Primary Starters			
WR	*L.Glass	C.Williams	
LT	B.Hayhoe	M.P.McCoy	
LG	B.Lueck	B.Brown	
C	K.Bowman	A.Roche	
RT	D.Snider	D.Robinson	
RG	M.Himes	MLB	J.Carter
TE	L.Garrett	RLB	F.Carr
WR	C.Dale	LCB	*W.Buchanan
QB	S.Hunter	RCB	K.Ellis
HB	J.Brockington	SS	A.Matthews
HB	M.Lane	FS	J.Hill

Passing	Att	Cmp	Yds	Cmp%	Yds/Att	TD	TD%	Int	Int%	LG	Sck/Yds	Rtg
Hunter	199	86	1252	43.2	6.29	6	3.0	9	4.5	49	13/86	55.5
*Tagge	29	10	154	34.5	5.31	0	0.0	0	0.0	31	3/27	52.9
Patrick	4	1	9	25.0	2.25	0	0.0	0	0.0	9	1/11	39.6
Lane	2	2	19	100.0	9.50	0	0.0	0	0.0	10	0/0	106.3
Widby	2	2	102	100.0	51.00	1	50.0	0	0.0	68t	0/0	158.3
Staggers	1	0	0	0.0	0.00	0	0.0	0	0.0	0	0/0	39.6
<b>Packers</b>	<b>237</b>	<b>101</b>	<b>1536</b>	<b>42.6</b>	<b>6.48</b>	<b>7</b>	<b>3.0</b>	<b>9</b>	<b>3.8</b>	<b>68t</b>	<b>17/124</b>	<b>58.6</b>
<b>Opponents</b>	<b>340</b>	<b>174</b>	<b>2209</b>	<b>51.2</b>	<b>6.50</b>	<b>7</b>	<b>2.1</b>	<b>17</b>	<b>5.0</b>	<b>62t</b>	<b>29/252</b>	<b>57.8</b>

COMMUNITY

ADMIN. & COACHES

VETERANS

DRAFT & FREE AGENTS

2022 REVIEW

1972

LAMBEAU FIELD

MISC.



# 1973 5-7-2, .429, THIRD, NFC CENTRAL

Head Coach:	GB	Opp	Attend	Site	Starting QB	Temp
S 17 New York Jets (Milw) . . . . .	W	23	7 47,124	CoS	S.Hunter	51
S 23 Detroit Lions (GB) . . . . .	T	13	13 55,495	LF	S.Hunter	55
S 30 @ Minnesota Vikings . . . . .	L	3	11 48,176	Met	J.Del Gaizo	59
O 7 @ New York Giants (New Haven, Conn.) . . . . .	W	16	14 70,050	YB	J.Del Gaizo	62
O 14 Kansas City Chiefs (Milw) . . . . .	T	10	10 46,583	CoS	S.Hunter	69
O 21 @ Los Angeles Rams . . . . .	T	7	24 80,558	LAC	S.Hunter	86
O 28 @ Detroit Lions . . . . .	L	0	34 43,616	TgS	J.Del Gaizo	52
N 4 Chicago Bears (GB) . . . . .	L	17	31 56,267	LF	S.Hunter	37
N 11 St. Louis Cardinals (GB) . . . . .	W	25	21 52,922	LF	S.Hunter	39
N 18 @ New England Patriots . . . . .	L	24	33 60,525	ScS	J.Tagge	48
N 26 @ San Francisco 49ers . . . . .	L	6	20 49,244	CP	J.Tagge	51
D 2 New Orleans Saints (Milw) . . . . .	W	30	10 46,092	CoS	J.Tagge	50
D 8 Minnesota Vikings (GB) . . . . .	L	7	31 53,830	LF	J.Tagge	31
D 16 @ Chicago Bears . . . . .	W	21	0 29,157	SF	J.Tagge	26
		202	259	739,639		
<b>Home:</b> 3-2-2 (358,313)						
<b>Away:</b> 2-5 (381,326)						

Scoring	TD	Ru	Pa	Pat	FG	S	Pts
Marcol	0	0	0	19/20	21/35	0	82
Staggers	4	1	3	0	0	0	24
Brockington	3	3	0	0	0	0	18
Lane	2	1	1	0	0	0	12
*B.Smith	2	0	2	0	0	0	12
Tagge	2	2	0	0	0	0	12
Carter	1	0	0	1	0	0	6
Ellis	1	0	0	1	0	0	6
Goodman	1	1	0	0	0	0	6
Hunter	1	1	0	0	0	0	6
Matthews	1	0	0	1	0	0	6
McGeorge	1	0	1	0	0	0	6
P.Williams	1	1	0	0	0	0	6
<b>Packers</b>	<b>20</b>	<b>10</b>	<b>7</b>	<b>3</b>	<b>19/20</b>	<b>21/35</b>	<b>0</b>
<b>Opponents</b>	<b>28</b>	<b>13</b>	<b>14</b>	<b>1</b>	<b>28/28</b>	<b>19/27</b>	<b>3</b>

Field Goals	1-19	20-29	30-39	40-49	50+
Marcol	7/7	4/6	8/12	2/7	0/3
Packers	7/7	4/6	8/12	2/7	0/3
<b>Opponents</b>	<b>7/7</b>	<b>6/8</b>	<b>4/4</b>	<b>2/7</b>	<b>0/1</b>
<b>Marcol:</b>	<b>(9G,37G,10G)(46N,32N,30G,24G)</b>				
	<b>(24B,44B,46G)(45N)(25G)(12G,32G,24G,9G)</b>				
	<b>(20N,33G)(35G,15G)(46N,14G,39G,33G)</b>				
	<b>(42B,55N)(32N)</b>				
<b>Opponents:</b>	<b>(41N)(42N,15G,38G)(22G,13G,14G)</b>				
	<b>()(36G)(49N,44G,40G)(29N,32G,30G)(45N,10G)</b>				
	<b>()(19G,21G,26G,18G)(25G,22G)(25B,22G)</b>				
	<b>(45N,15G)(54N)</b>				
Interceptions	No	Yds	Av	Lg	TD
Ellis	3	53	17.7	47	1
Hill	3	53	17.7	20	0
Carter	3	44	14.7	42	1
Matthews	2	58	29.0	58	1
*MacLeod	2	8	4.0	8	0
Hefner	1	3	3.0	3	0
*Toner	1	1	1.0	1	0
<b>Packers</b>	<b>15</b>	<b>220</b>	<b>14.7</b>	<b>58</b>	<b>3</b>
<b>Opponents</b>	<b>17</b>	<b>256</b>	<b>15.1</b>	<b>46</b>	<b>1</b>

Punting	No	Yds	Avg	TB	In	Lg	B
Widby	56	2414	43.1	2	-	60	0
Staroba	12	373	31.1	2	-	49	0
<b>Packers</b>	<b>68</b>	<b>2787</b>	<b>41.0</b>	<b>4</b>	<b>-</b>	<b>60</b>	<b>0</b>
<b>Opponents</b>	<b>67</b>	<b>2605</b>	<b>38.9</b>	<b>5</b>	<b>-</b>	<b>58</b>	<b>1</b>

Punt Returns	Ret	FC	Yds	Avg	Long	TD
Staggers	19	12	90	4.7	26	0
Ellis	11	7	47	4.3	23	0
<b>Packers</b>	<b>30</b>	<b>19</b>	<b>137</b>	<b>4.6</b>	<b>26</b>	<b>0</b>
<b>Opponents</b>	<b>41</b>	<b>13</b>	<b>300</b>	<b>7.3</b>	<b>72</b>	<b>0</b>

Kickoff Returns	No	Yds	Avg	Long	TD
Thomas	23	527	22.9	34	0
Ellis	12	319	26.6	84	0
Krause	11	244	22.2	30	0
A.Brown	3	26	8.7	12	0
Lane	2	31	15.5	29	0
Highsmith	1	18	18.0	18	0
P.Williams	1	24	24.0	24	0
<b>Packers</b>	<b>53</b>	<b>1189</b>	<b>22.4</b>	<b>84</b>	<b>0</b>
<b>Opponents</b>	<b>40</b>	<b>817</b>	<b>20.4</b>	<b>45</b>	<b>0</b>

	GB	Opp
<b>Total First Downs</b>	187	230
Rushing	98	114
Passing	72	101
Penalty	17	15
<b>Third Downs</b>	60/192	69/189
Efficiency	31.3	36.5
<b>Fourth Downs</b>	0/2	2/3
Efficiency	0.0	66.7
<b>Total Net Yards</b>	3256	3821
Avg. Per Game	232.6	272.9
Total Plays	809	858
Avg. Per Play	4.0	4.5
<b>Net Yards Rushing</b>	1973	1999
Avg. Per Game	140.9	142.8
Total Rushes	527	506
<b>Net Yards Passing</b>	1283	1822
Avg. Per Game	91.6	130.1
Sacked/Yards Lost	27/220	25/228
Gross Yards	1503	2050
Att./Completions	255/119	327/180
Completion Pct.	46.7	55.0
Had Intercepted	17	15
<b>Punts/Average</b>	68/41.0	67/38.9
Net Punting Avg.	68/35.4	67/35.3
<b>Penalties/Yards</b>	68/655	54/483
<b>Fumbles/Ball Lost</b>	23/12	34/18
<b>Touchdowns</b>	20	28
Rushing	10	13
Passing	7	14
Returns	3	1

By Quarter	Q1	Q2	Q3	Q4	OT	Pts
Packers	51	78	30	43	0	202
Opponents	52	64	40	103	0	259

NFC Central	W	L	T	Pct	Pts	OP
Minnesota	12	2	0	.857	296	168
Detroit	6	7	1	.464	271	247
<b>Green Bay</b>	<b>5</b>	<b>7</b>	<b>2</b>	<b>.429</b>	<b>202</b>	<b>259</b>
Chicago	3	11	0	.214	195	334

Receiving	No	Yds	Avg	Long	TD
Lane	27	255	9.4	30	1
Staggers	25	412	16.5	50	3
McGeorge	16	260	16.3	44	1
Brockington	16	128	8.0	37	0
*B.Smith	15	233	15.5	24	2
Glass	11	119	10.8	23	0
P.Williams	5	44	8.8	14	0
Goodman	2	19	9.5	12	0
Staroba	1	23	23.0	23	0
Donohoe	1	10	10.0	10	0
<b>Packers</b>	<b>119</b>	<b>1503</b>	<b>12.6</b>	<b>50</b>	<b>7</b>
<b>Opponents</b>	<b>180</b>	<b>2050</b>	<b>11.4</b>	<b>63</b>	<b>14</b>

\* — rookie

## Primary Starters

WR	J.Staggers	LE	C.Williams
LT	M.Snyder	LT	M.P.McCoy
	B.Hayhoe	RT	B.Brown
LG	B.Lueck	RE	A.Roche
C	K.Bowman	LLB	*T.MacLeod
RG	G.Gillingham		*T.Toner
RT	D.Himes	MLB	J.Carter
TE	R.McGeorge	RLB	F.Carr
WR	*B.Smith	LCB	P.Smith
	L.Glass		W.Buchanon
QB	S.Hunter	RCB	K.Ellis
	J.Tagge	SS	A.Matthews
HB	J.Brockington	FS	J.Hill
HB	M.Lane		

Passing	Att	Cmp	Yds	Cmp%	Yds/Att	TD	TD%	Int	Int%	LG	Sck/Yds	Rtg
Tagge	106	56	720	52.8	6.79	2	1.9	7	6.6	50	9/54	53.2
Hunter	84	35	442	41.7	5.26	2	2.4	4	4.8	30	10/89	46.8
Del Gaizo	62	27	318	43.5	5.13	2	3.2	6	9.7	28	8/77	30.9
Lane	2	1	23	50.0	11.50	1	50.0	0	0.0	23	0/0	131.3
Brockington	1	0	0	0.0	0.00	0	0.0	0	0.0	0	0/0	39.6
<b>Packers</b>	<b>255</b>	<b>119</b>	<b>1503</b>	<b>46.7</b>	<b>5.89</b>	<b>7</b>	<b>2.7</b>	<b>17</b>	<b>6.7</b>	<b>50</b>	<b>27/220</b>	<b>46.9</b>
<b>Opponents</b>	<b>327</b>	<b>180</b>	<b>2050</b>	<b>55.0</b>	<b>6.27</b>	<b>14</b>	<b>4.3</b>	<b>15</b>	<b>4.6</b>	<b>63</b>	<b>25/228</b>	<b>69.2</b>

COMMUNITY  
 ADMIN. & COACHES  
 VETERANS  
 DRAFT & FREE AGENTS  
 REVIEW  
 1973

LAMBEAU FIELD  
 MISC.

# 6-8-0, .429, THIRD, NFC CENTRAL 1974

Head Coach:	GB	Opp	Attend	Site	Starting QB	Temp	
S 15 Minnesota Vikings (GB).....	L	17	32	56,267	LF	J.Tagge	62
S 22 @ Baltimore Colts.....	W	20	13	41,252	BMS	J.Tagge	68
S 29 Detroit Lions (Milw).....	W	21	19	47,292	CoS	J.Tagge	53
O 6 Buffalo Bills (GB).....	L	7	27	56,267	LF	J.Tagge	47
O 13 Los Angeles Rams (Milw).....	W	17	6	47,499	CoS	J.Tagge	51
O 21 @ Chicago Bears.....	L	9	10	50,623	FS	J.Tagge	50
O 27 @ Detroit Lions.....	L	17	19	51,775	TgS	J.Concannon	63
N 3 Washington Redskins (GB).....	L	6	17	56,267	LF	J.Concannon	42
N 10 Chicago Bears (Milw).....	W	20	3	46,567	CoS	J.Hadl	49
N 17 @ Minnesota Vikings.....	W	19	7	47,924	Met	J.Hadl	49
N 24 San Diego Chargers (GB).....	W	34	0	56,267	LF	J.Hadl	36
D 1 @ Philadelphia Eagles.....	L	14	36	42,030	VS	J.Hadl	41
D 8 @ San Francisco 49ers.....	L	6	7	47,475	CP	J.Hadl	54
D 15 @ Atlanta Falcons.....	L	3	10	10,020	FCS	J.Hadl	40
		210	206	657,525			

Home: 4-3 (366,426) Away: 2-5 (291,099)

Scoring	TD	R	Pa	Rt	PAT	FG	S	PTS
Marcol.....	0	0	0	0	19/19	25/39	0	94
Lane.....	6	3	3	0				0 36
Brockington.....	5	5	0	0				0 30
*Odom.....	3	1	1	1				0 18
Concannon.....	1	1	0	0				0 6
Ellis.....	1	0	0	1				0 6
Barr.Smith.....	1	0	1	0				0 6
Staggers.....	1	0	0	1				0 6
*Torkelson.....	1	0	1	0				0 6
Hendricks.....	0	0	0	0				1 2
Packers.....	19	10	5	4	19/19	25/39	1	210
Opponents.....	23	10	3	13	17/23	17/26	0	206

Field Goals	1-19	20-29	30-39	40-49	50+
Marcol.....	3/3	7/7	8/12	6/12	1/5
Packers.....	3/3	7/7	8/12	6/12	1/5
Opponents.....	0/0	6/10	4/5	5/11	0/0

Marcol: (19G,50N)(52G,39G)  
 (51N,35G,36G,41G,45N,22G)(49N)(32G)  
 (34G,33G,36G)(39N,49G)(29G,34N,46G)  
 (45G,24G)(43N,28G,42N,31G,19G,18G)  
 (22G,27G,47N)(52B)(43G,29G,46N)  
 (37B,51B,37N,43G)  
 Opponents: (20G,21G)(37G,23G,47N)  
 (37G,26G,41G,28G,47N)(48N)(28G,28G)  
 (23G)(34G,27B,41G)(40G)(44G,20N,36N)  
 (46N)(39G)(44N,42B)(47G)

	GB	Opp	Rushing	No	Yds	Avg	Long	TD
Total First Downs.....	214	218	Brockington.....	266	883	3.3	33	5
Rushing.....	87	93	Lane.....	137	362	2.6	20	3
Passing.....	108	106	Goodman.....	20	101	5.1	47	0
Penalty.....	19	19	*Odom.....	6	66	11.0	28	1
Third Downs.....	48/160	58/163	*Torkelson.....	13	60	4.6	21	0
Efficiency.....	30.0	35.6	Tagge.....	18	58	3.2	12	0
Fourth Downs.....	0/0	0/0	*Barr.Smith.....	9	19	2.1	4	0
Efficiency.....	0.0	0.0	Walker.....	1	18	18.0	18	0
Total Net Yards.....	3607	3641	Concannon.....	3	7	2.3	6	1
Avg. Per Game.....	257.6	260.1	Leigh.....	1	0	0.0	0	0
Total Plays.....	884	876	Hadl.....	8	-3	-0.4	6	0
Avg. Per Play.....	4.1	4.2	Packers.....	482	1571	3.3	47	10
Net Yards Rushing.....	1571	1641	Opponents.....	465	1641	3.5	27	10
Avg. Per Game.....	112.2	117.2						
Total Rushes.....	482	465						
Net Yards Passing.....	2036	2000						
Avg. Per Game.....	145.4	142.9						
Sacked/Yards Lost.....	17/126	28/254						
Gross Yards.....	2162	2254						
Att./Completions.....	385/187	383/188						
Completion Pct.....	48.6	49.1						
Had Intercepted.....	21	23						
Punts/Average.....	69/38.4	84/36.6						
Net Punting Avg.....	69/31.5	84/30.0						
Penalties/Yards.....	55/536	88/715						
Fumbles/Ball Lost.....	25/16	19/12						
Touchdowns.....	19	23						
Rushing.....	10	10						
Passing.....	5	10						
Returns.....	4	3						

NFC Central	W	L	T	Pct	Pts	DP
Minnesota.....	10	4	0	.714	310	195
Detroit.....	7	7	0	.500	256	270
Green Bay.....	6	8	0	.429	210	206
Chicago.....	4	10	0	.286	152	279

	No	Yds	Avg	Long	TD
Brockington.....	43	314	7.3	29	0
Lane.....	34	315	9.3	68	3
Staggers.....	32	450	14.1	63	0
McGeorge.....	30	440	14.7	51	0
Barr.Smith.....	20	294	14.7	27	1
*Odom.....	15	249	16.6	57	1
*Payne.....	5	63	12.6	18	0
Goodman.....	5	19	3.8	12	0
*Torkelson.....	2	10	5.0	8	0
Donohoe.....	1	8	8.0	8	0
Packers.....	187	2162	11.6	68	5
Opponents.....	188	2254	12.0	57	10

Interceptions	No	Yds	Avg	Long	TD
Hendricks.....	5	74	14.8	44	0
Buchanan.....	4	10	2.5	8	0
Ellis.....	3	56	18.7	38	1
Mathews.....	3	41	13.7	32	0
Hill.....	2	47	23.5	24	0
Hall.....	2	22	11.0	19	0
Williams.....	1	23	23.0	23	0
McCoy.....	1	5	5.0	5	0
Carr.....	1	0	0.0	0	0
Carter.....	1	0	0.0	0	0
Packers.....	23	278	12.1	44	1
Opponents.....	21	289	13.8	45	1

Punting	No	Yds	Avg	TB	In	Lq	B
*Walker.....	69	2648	38.4	6	-	58	0
Packers.....	69	2648	38.4	6	-	58	0
Opponents.....	84	3074	36.6	7	-	53	2

Punt Returns	Ret	Fc	Yds	Avg	Long	TD
Staggers.....	22	6	222	10.1	68	1
*Odom.....	15	2	191	12.7	95	1
Ellis.....	3	0	3	1.0	9	0
Hefner.....	1	0	0	0.0	0	0
*Torkelson.....	1	0	0	0.0	0	0
Packers.....	42	8	416	9.9	95	2
Opponents.....	48	2	356	7.4	26	0

Kickoff Returns	No	Yds	Avg	Long	TD
*Odom.....	31	713	23.0	52	0
Leigh.....	9	201	22.3	30	0
Goodman.....	4	49	12.3	20	0
Okoniewski.....	2	11	5.5	11	0
Krause.....	1	6	6.0	6	0
*Torkelson.....	1	20	20.0	20	0
Van Valkenberg.....	1	22	22.0	22	0
Packers.....	49	1022	20.9	52	0
Opponents.....	55	1156	21.0	43	0

\* — rookie

Primary Starters			
WR	J.Staggers	LE	C.Williams
LT	K.Schuh	RT	M.P.McCoy
	K.Wortman	LT	S.Okoniewski
LG	B.Lueck	D.Pureifery	
C	L.McCarren	RE	A.Roche
RG	G.Gillingham	LLB	T.Hendricks
RT	D.Himes	MLB	J.Carter
TE	R.McGeorge	RLB	F.Carr
WR	Barr.Smith	LCB	W.Buchanan
QB	J.Tagge	RCB	K.Ellis
	J.Hadl	SS	A.Mathews
HB	J.Brockington	FS	J.Hill
HB	M.Lane		

Passing	Att	Cmp	Yds	Cmp%	Yds/Att	TD%	Int%	Lg	Sck/Yds	Rtg		
Hadl.....	184	89	1072	48.4	5.83	3	1.6	8	4.3	68	9/70	54.0
Tagge.....	146	70	709	47.9	4.86	1	0.7	10	6.8	30	5/35	36.0
Concannon.....	54	28	381	51.9	7.06	1	1.9	3	5.6	56	3/21	57.7
Lane.....	1	0	0	0.0	0.00	0	0.0	0	0.0	0	0/0	39.6
Packers.....	385	187	2162	48.6	5.62	5	1.3	21	5.5	68	17/126	47.6
Opponents.....	383	188	2254	49.1	5.89	10	2.6	23	6.0	57	28/254	51.2

COMMUNITY

ADMIN. & COACHES

VETERANS

DRAFT & FREE AGENTS

2022 REVIEW

1974

LAMBAU FIELD

MISC.



# 5-9-0, .357, FOURTH, NFC CENTRAL 1976

Head Coach:	Bart Starr	GB	Opp	Attend	Site	Starting QB	Temp	
S 12	San Francisco 49ers (GB)	L	14	26	54,628	LF	L.Dickey	83
S 19	@ St. Louis Cardinals	L	0	29	48,842	BuS	B.Dickey	85
S 26	@ Cincinnati Bengals	L	7	28	44,103	RvS	L.Dickey	65
O 3	Detroit Lions (GB)	W	24	14	55,041	LF	L.Dickey	72
O 10	Seattle Seahawks (Milw)	W	27	20	54,983	CoS	L.Dickey	55
O 17	Philadelphia Eagles (GB)	W	28	13	55,398	LF	L.Dickey	42
O 24	@ Oakland Raiders	L	14	18	52,232	OC	L.Dickey	62
O 31	@ Detroit Lions	L	6	27	74,992	PSD	L.Dickey	dome
N 7	New Orleans Saints (Milw)	W	32	27	52,936	CoS	L.Dickey	31
N 14	@ Chicago Bears	L	13	24	52,907	SF	L.Dickey	34
N 21	Minnesota Vikings (Milw)	L	10	17	53,104	CoS	C.Brown	33
N 28	Chicago Bears (GB)	L	10	16	56,267	LF	C.Brown	6
D 5	@ Minnesota Vikings	L	9	20	43,700	Met	C.Brown	20
D 12	@ Atlanta Falcons	W	24	20	23,436	FCS	R.Johnson	55
			218	299	722,569			

Home: 4-3 (382,357) Away: 1-6 (340,212)

Scoring	TD	Ru	Pa	Ret	PAT	FG	S	PTS
Marcol	0	0	0	0	24/27	10/19	0	54
B.Smith	5	5	0	0			0	30
Harrell	4	3	1	0			0	24
Payne	4	0	4	0			0	24
Brockington	2	2	0	0			0	12
Odom	2	2	0	0			0	12
Torkelson	2	2	0	0			0	12
Askson	1	0	1	0			0	6
Carr	1	0	1	0			0	6
Dickey	1	1	0	0			0	6
Gray	1	0	1	0			0	6
Johnson	1	1	0	0			0	6
McGeorge	1	0	1	0			0	6
O.Smith	1	0	1	0			0	6
Taylor	1	1	0	0			0	6
Packers	27	15	10	2	24/27	10/19	1	218
Opponents	34	17	13	4	29/33	22/33	0	299

	GB	Opp	Rushing	No	Yds	Avg	Long	TD
Total First Downs	210	262	Harrell	130	435	3.3	56	3
Rushing	99	132	Brockington	117	406	3.5	29	2
Passing	94	107	B.Smith	97	355	3.7	16	5
Penalty	17	23	Torkelson	88	289	3.3	15	2
Third Downs	79/223	77/212	Odom	4	78	19.5	28	0
Efficiency	35.4	36.3	Brown	12	49	4.1	21	0
Fourth Downs	1/2	1/1	Taylor	14	47	3.4	17	1
Efficiency	50.0	100.0	Johnson	5	25	5.0	11	1
Total Net Yards	3452	4123	Dickey	11	19	1.7	12	1
Avg. Per Game	246.6	294.5	Osborn	6	16	2.7	6	0
Total Plays	883	943	Zimmerman	1	3	3.0	3	0
Avg. Per Play	3.9	4.4	Packers	485	1722	3.6	56	15
Net Yards Rushing	1722	2288	Opponents	546	2288	4.2	59	17
Avg. Per Game	123.0	163.4						
Total Rushes	485	546						
Net Yards Passing	1730	1835						
Avg. Per Game	123.6	131.1						
Sacked/Yards Lost	41/375	43/357						
Gross Yards	2105	2192						
Att./Completions	357/164	354/196						
Completion Pct.	45.9	55.4						
Had Intercepted	22	11						
Punts/Average	84/36.6	77/38.5						
Net Punting Avg.	84/32.2	77/31.5						
Penalties/Yards	87/811	104/914						
Fumbles/Ball Lost	37/23	27/15						
Touchdowns	27	34						
Rushing	15	17						
Passing	10	13						
Returns	2	4						

By Quarter	Q1	Q2	Q3	Q4	OT	Pts
Packers	60	50	34	74	0	218
Opponents	46	128	60	65	0	299

NFC Central	W	L	T	Pct	Pts	OP
Minnesota	11	2	1	.821	305	176
Chicago	7	7	0	.500	253	216
Detroit	6	8	0	.429	262	220
Green Bay	5	9	0	.357	218	299

Receiving	No	Yds	Avg	Long	TD
Payne	33	467	14.2	57	4
McGeorge	24	278	11.6	28	1
Odom	23	456	19.8	66	2
O.Smith	20	364	18.2	47	1
Torkelson	19	140	7.4	31	0
Harrell	17	201	11.8	69	1
B.Smith	11	88	8.0	35	0
Brockington	11	49	4.5	20	0
Hall	2	21	10.5	18	0
Taylor	1	18	18.0	18	0
Zimmerman	1	13	13.0	13	0
*Jackson	1	8	8.0	8	0
Askson	1	2	2.0	2	1
Packers	164	2105	12.8	69	10
Opponents	196	2192	11.2	88	13

Field Goals	1-19	20-29	30-39	40-49	50+
Marcol	1/1	3/3	4/8	2/5	0/2
Packers	1/1	3/3	4/8	2/5	0/2
Opponents	1/1	6/7	8/11	7/13	0/1
Marcol: (30N)()	(35G,40N)()	(53B)(39G,37G)	(38G,32N)(37N,19G,27G)(23G)(45G,40N,31N)	(50N,24G)(48N,40G)	
Opponents: (35N)(28G,41G,32G,30G,47N,26G)	(40N,45B,50N,38B)(22B)(48G,44G,46B)	(26G,26G)()	(34G,43N,39G)(30G,32G)	(46G)(41G,49B,33B)(40G,22G,25G)(34G,30G)	(19G,44G)

Interceptions	No	Yds	Avg	Long	TD
Gray	4	101	25.3	67	1
Luke	2	30	15.0	15	0
Buchanan	2	28	14.0	22	0
Toner	1	28	28.0	28	0
Carr	1	10	10.0	10	1
P.Smith	1	0	0.0	0	0
Packers	11	197	17.9	67	2
Opponents	22	362	16.5	67	2

Punting	No	Yds	Avg	TB	In	Lg	B
Beverly	83	3074	37.0	5	17	60	1
Packers	84	3074	36.6	5	17	60	1
Opponents	77	2966	38.5	12	12	57	0

Punt Returns	Ret	FC	Yds	Avg	Long	TD
Gray	37	7	307	8.3	27	0
Harrell	3	1	-7	-2.3	1	0
Packers	40	8	300	7.5	27	0
Opponents	48	10	268	5.6	19	0

Kickoff Returns	No	Yds	Avg	Long	TD
Odom	29	610	21.0	88	0
*M.C.McCoy	18	457	25.4	65	0
Torkelson	6	123	20.5	29	0
Hyland	3	31	10.3	11	0
Osborn	3	19	6.3	10	0
Taylor	3	59	19.7	23	0
Gray	1	23	23.0	23	0
O.Smith	1	12	12.0	12	0
*Wagner	1	27	27.0	27	0
Packers	65	1361	20.9	88	0
Opponents	44	784	17.8	59	0

### Primary Starters

WR	S.Odom	LE	C.Williams
LT	*M.Koncar	LT	M.P.McCoy
LG	B.Van Dyke	RT	D.Pureifery
C	L.McCarren	A.Roller	
RG	G.Gillingham	RE	D.Roche
TE	D.Himes	LLB	G.Weaver
RT	R.McGeorge	MLB	D.Hansen
WR	K.Payne	RLB	F.Carr
QB	L.Dickey	LCB	W.Buchanan
HB	J.Brockington	RCB	P.Smith
HB	E.Torkelson	SS	S.Luke
		FS	J.Gray

Passing	Att	Cmp	Yds	Cmp%	Yds/Att	TD	Int	Int%	LG	Sck/Yds	Ring
Dickey	243	115	1465	47.3	6.03	7	29	14	5.8	69	28/279
Brown	74	26	333	35.1	4.50	2	2.7	6	8.1	47	10/66
Johnson	35	21	249	60.0	7.11	0	0.0	1	2.9	45	2/23
Harrell	4	1	40	25.0	10.00	1	25.0	1	25.0	40	1/7
Beverly	1	1	18	100.0	18.00	0	0.0	0	0.0	18	0/0
Packers	357	164	2105	45.9	5.90	10	2.8	22	6.2	69	41/375
Opponents	354	196	2192	55.4	6.19	13	3.7	11	3.1	88	43/357

\* — rookie

COMMUNITY  
 ADMIN. & COACHES  
 VETERANS  
 DRAFT & FREE AGENTS  
 REVIEW  
 1976

LAMBEAU FIELD  
 MISC.



# 1977 4-10-0, .286, FOURTH, NFC CENTRAL

Head Coach:	Bart Starr	GB	Opp	Attend	Site	Starting QB	Temp	
S 18	@ New Orleans Saints	W	24	20	56,250	LSD	L.Dickey	dome
S 25	Houston Oilers (GB)	L	10	16	55,071	LF	L.Dickey	71
O 2	@ Minnesota Vikings	L	7	19	47,143	Met	L.Dickey	57
O 9	Cincinnati Bengals (Milw)	L	7	17	53,653	CoS	L.Dickey	49
O 16	@ Detroit Lions	L	6	10	78,452	PSD	L.Dickey	dome
O 23	@ Tampa Bay Buccaneers	W	13	0	47,635	TaS	L.Dickey	80
O 30	Chicago Bears (GB)	L	0	26	56,002	LF	L.Dickey	52
N 6	@ Kansas City Chiefs	L	10	20	62,687	ArS	L.Dickey	58
N 13	Los Angeles Rams (Milw)	L	6	24	52,948	CoS	L.Dickey	40
N 21	@ Washington Redskins	L	9	10	51,498	RFK	D.Whitehurst	56
N 27	Minnesota Vikings (GB)	L	6	13	56,267	LF	D.Whitehurst	26
D 4	Detroit Lions (GB)	W	10	9	56,267	LF	D.Whitehurst	10
D 11	@ Chicago Bears	L	10	21	33,557	SF	D.Whitehurst	10
D 18	San Francisco 49ers (Milw)	W	16	14	44,902	CoS	D.Whitehurst	40
			134	219	752,332			
<b>Home:</b> 2-5 (375,110)		<b>Away:</b> 2-5 (377,222)						

	GB	Opp	Rushing	No	Yds	Avg	Long	TD
<b>Total First Downs</b>	195	261	Ba.Smith	166	554	3.3	11	2
Rushing	81	140	Torkelson	103	309	3.0	29	1
Passing	91	105	*Simpson	60	204	3.4	40	0
Penalty	23	16	Harrell	60	140	2.3	9	1
<b>Third Downs</b>	66/209	89/211	*Middleton	35	97	2.8	16	0
Efficiency	31.6	42.2	*Whitehurst	14	55	3.9	19	1
<b>Fourth Downs</b>	0/0	0/0	*Culbreath	12	53	4.4	18	0
Efficiency	0.0	0.0	Brockington	11	25	2.3	8	0
<b>Total Net Yards</b>	3212	4033	Dickey	5	24	4.8	10	0
Avg. Per Game	229.4	288.1	Odum	1	6	6.0	6	0
Total Plays	828	938	Beverly	2	-3	-1.5	0	0
Avg. Per Play	3.9	4.3	<b>Packers</b>	<b>469</b>	<b>1464</b>	<b>3.1</b>	<b>40</b>	<b>5</b>
<b>Net Yards Rushing</b>	1464	2314	<b>Opponents</b>	<b>582</b>	<b>2314</b>	<b>4.0</b>	<b>58</b>	<b>16</b>
Avg. Per Game	104.6	165.3						
Total Rushes	469	582						
<b>Net Yards Passing</b>	1748	1719						
Avg. Per Game	124.9	122.8						
Sacked/Yards Lost	32/265	37/323						
Gross Yards	2013	2042						
Att./Completions	327/164	319/186						
Completion Pct.	50.2	58.3						
Had Intercepted	21	13						
<b>Punts/Average</b>	86/39.4	76/36.5						
Net Punting Avg.	86/33.7	76/31.0						
<b>Penalties/Yards</b>	82/690	101/799						
<b>Fumbles/Ball Lost</b>	24/9	27/11						
<b>Touchdowns</b>	14	27						
Rushing	5	16						
Passing	6	10						
Returns	3	1						

	GB	Opp	Rushing	No	Yds	Avg	Long	TD
<b>By Quarter</b>	<b>Q1</b>	<b>Q2</b>	<b>Q3</b>	<b>Q4</b>	<b>OT</b>	<b>Pts</b>		
Packers	53	49	22	10	0	134		
Opponents	44	76	21	78	0	219		

NFC Central		W	L	T	Pct	Pts	DP
Minnesota	9	5	0	.643	231	227	
Chicago	9	5	0	.643	255	253	
Detroit	6	8	0	.429	183	252	
<b>Green Bay</b>	<b>4</b>	<b>10</b>	<b>0</b>	<b>.286</b>	<b>134</b>	<b>219</b>	
Tampa Bay	2	12	0	.143	103	223	

Primary Starters			
WR	S.Odom	LE	*M.Butler
LT	M.Koncar	LT	D.Roller
LG	S.Knutson	RT	D.Purefory
	D.Havig	RE	R.Barber
C	L.McCarren	LLB	T.Toner
RG	M.Jackson		G.Weaver
RT	D.Himes	MLB	J.Carter
TE	R.McGeorge	RLB	F.Carr
WR	O.Smith	LCB	W.Buchanan
QB	L.Dickey	RCB	M.C.McCoy
	*D.Whitehurst	SS	S.Luke
RB	E.Torkelson	FS	J.Gray
FB	Ba.Smith		

Scoring	TD	Ru	Pa	Rt	PAT	FG	S	Pts
Marcol	0	0	0	0	11/14	13/21	0	50
Odum	3	0	3	0	0	0	0	18
Ba.Smith	3	2	1	0	0	0	0	18
Harrell	2	1	0	1	0	0	0	12
Buchanan	1	0	0	1	0	0	0	6
McGeorge	1	0	1	0	0	0	0	6
*Middleton	1	0	0	1	0	0	0	6
Payne	1	0	1	0	0	0	0	6
Torkelson	1	1	0	0	0	0	0	6
*Whitehurst	1	1	0	0	0	0	0	6
<b>Packers</b>	<b>14</b>	<b>5</b>	<b>6</b>	<b>3</b>	<b>11/14</b>	<b>13/21</b>	<b>0</b>	<b>134</b>
<b>Opponents</b>	<b>27</b>	<b>16</b>	<b>10</b>	<b>2</b>	<b>22/26</b>	<b>11/23</b>	<b>1</b>	<b>219</b>

Field Goals	1-19	20-29	30-39	40-49	50+
Marcol	2/2	2/3	4/8	5/6	0/2
<b>Packers</b>	<b>2/2</b>	<b>2/3</b>	<b>4/8</b>	<b>5/6</b>	<b>0/2</b>
<b>Opponents</b>	<b>0/0</b>	<b>5/8</b>	<b>5/7</b>	<b>1/7</b>	<b>0/1</b>
<b>Marcol:</b>	<b>(19G)(34G)(53N)(36N)(21G,32G)</b>				
	<b>(31N,40G,44G)(50N,31G)(39N)(40G,42G,44G)(37G)(19G)(24G,45N,31N,28N)</b>				
<b>Opponents:</b>	<b>(1)(42N,32G)(1)(36N,32G)</b>				
	<b>(23G,44B,29N,35N,29N)(51N)(47G,20G)</b>				
	<b>(23G,22G)(48N,32G,41N)(35G,47B)(21G,31G)(44N)(29N)</b>				

Interceptions	No	Yds	Avg	Long	TD
Luke	4	9	2.3	7	0
McCoy	4	2	0.5	2	0
Buchanan	2	41	20.5	29t	1
Carr	1	15	15.0	15	0
Gray	1	12	12.0	12	0
Toner	1	10	10.0	10	0
<b>Packers</b>	<b>13</b>	<b>89</b>	<b>6.8</b>	<b>29t</b>	<b>1</b>
<b>Opponents</b>	<b>21</b>	<b>349</b>	<b>16.6</b>	<b>95t</b>	<b>1</b>

Punting	No	Yds	Avg	TD	In	Lq	B
Beverly	85	3391	39.9	9	16	59	1
<b>Packers</b>	<b>86</b>	<b>3391</b>	<b>39.4</b>	<b>9</b>	<b>16</b>	<b>59</b>	<b>1</b>
<b>Opponents</b>	<b>76</b>	<b>2776</b>	<b>36.5</b>	<b>5</b>	<b>17</b>	<b>57</b>	<b>2</b>

Punt Returns	Ret	FC	Yds	Avg	Long	TD
Harrell	28	10	253	9.0	75t	1
Gray	10	3	68	6.8	24	0
<b>Packers</b>	<b>38</b>	<b>13</b>	<b>321</b>	<b>8.4</b>	<b>75t</b>	<b>1</b>
<b>Opponents</b>	<b>53</b>	<b>4</b>	<b>311</b>	<b>5.9</b>	<b>18</b>	<b>0</b>

Kickoff Returns	No	Yds	Avg	Long	TD
Odum	23	468	20.3	37	0
Wagner	6	62	10.3	20	0
*Culbreath	5	82	16.4	30	0
*Middleton	4	141	35.3	85t	1
Thompson	4	82	20.5	30	0
Harrell	3	48	16.0	24	0
Torkelson	2	36	18.0	25	0
*Gofourth	1	13	13.0	13	0
Gueno	1	0	0.0	0	0
*Moresco	1	15	15.0	15	0
*Simpson	1	0	0.0	0	0
<b>Packers</b>	<b>51</b>	<b>947</b>	<b>18.6</b>	<b>85t</b>	<b>1</b>
<b>Opponents</b>	<b>39</b>	<b>786</b>	<b>20.2</b>	<b>68</b>	<b>0</b>

\* — rookie

Passing	Att	Cmp	Yds	Cmp%	Yds/Att	TD	TD%	Int	Int%	LG	Sck/Yds	Rtg
Dickey	220	113	1346	51.4	6.12	5	2.3	14	6.4	95t	21/187	51.4
*Whitehurst	105	50	634	47.6	6.04	1	1.0	7	6.7	48	10/68	42.3
Dowling	1	0	0	0.0	0.00	0	0.0	0	0.0	0	0/0	39.6
Harrell	1	1	33	100.0	33.00	0	0.0	0	0.0	33	1/10	118.8
<b>Packers</b>	<b>327</b>	<b>164</b>	<b>2013</b>	<b>50.2</b>	<b>6.16</b>	<b>6</b>	<b>1.8</b>	<b>21</b>	<b>6.4</b>	<b>95t</b>	<b>32/265</b>	<b>48.9</b>
<b>Opponents</b>	<b>319</b>	<b>186</b>	<b>2042</b>	<b>58.3</b>	<b>6.40</b>	<b>10</b>	<b>3.1</b>	<b>13</b>	<b>4.1</b>	<b>59t</b>	<b>37/323</b>	<b>70.8</b>

COMMUNITY  
ADMIN. & COACHES  
VETERANS  
DRAFT & FREE AGENTS  
REVIEW  
2022  
LAMBEAU FIELD  
MISC.

# 8-7-1, .531, SECOND, NFC CENTRAL 1978

Head Coach: Bart Starr		GB	Opp	Attend	Site	Starting QB	Temp
S 3	@ Detroit Lions	W 13	7	51,187	PSD	D.Whitehurst	85
S 10	New Orleans Saints (Milw)	W 28	17	54,336	CoS	D.Whitehurst	80
S 17	Oakland Raiders (GB)	L 3	28	55,903	LF	D.Whitehurst	65
S 24	@ San Diego Chargers	W 24	3	42,755	SDS	D.Whitehurst	102
O 1	Detroit Lions (Milw)	W 35	14	54,601	CoS	D.Whitehurst	62
O 8	Chicago Bears (GB)	W 24	14	56,267	LF	D.Whitehurst	48
O 15	Seattle Seahawks (Milw)	W 45	28	52,712	CoS	D.Whitehurst	42
O 22	@ Minnesota Vikings	L 7	21	47,411	Met	D.Whitehurst	46
O 29	Tampa Bay Buccaneers (GB)	W 9	7	55,108	LF	D.Whitehurst	50
N 5	@ Philadelphia Eagles	L 3	10	64,214	VS	D.Whitehurst	64
N 12	Dallas Cowboys (Milw)	L 14	42	55,256	CoS	D.Whitehurst	42
N 19	@ Denver Broncos	L 3	16	74,965	MHS	D.Whitehurst	35
N 26	Minnesota Vikings (GB)	+T 10	10	51,737	LF	D.Whitehurst	30
D 3	@ Tampa Bay Buccaneers	W 17	7	67,574	TaS	D.Whitehurst	83
D 10	@ Chicago Bears	L 0	14	34,306	SF	D.Whitehurst	15
D 17	@ Los Angeles Rams	L 14	31	42,500	LAC	D.Whitehurst	58
		249	269	861,012			
<b>Home: 5-2-1 (435,920)</b>		<b>Away: 3-5 (425,092)</b>		+ — overtime			

Scoring	TD	Ru	Pa	Rt	PAT	FG	S	PTS
Middleton	12	11	1	0		0	72	0
Marcol	0	0	0	0	30/30	11/19	0	63
*Lofton	6	0	6	0			0	36
Smith	4	4	0	0			0	24
Odom	2	0	1	1			0	12
Thompson	2	0	2	0			0	12
Buchanan	1	0	0	1			0	6
*Landers	1	0	0	1			0	6
Luke	1	0	0	1			0	6
McGeorge	1	0	1	0			0	6
Whitehurst	1	1	0	0			0	6
Packers	31	16	11	4	30/30	11/19	0	249
Opponents	36	19	16	1	36/36	5/18	1	269

Field Goals	1-19	20-29	30-39	40-49	50+
Marcol	2/2	3/5	2/5	4/6	0/1
Packers	2/2	3/5	2/5	4/6	0/1
Opponents	1/1	2/4	1/6	1/7	0/0

Marcol: (41G,23G)(51N)(34G)(28N,37G)  
 (41N)(41G)(22G)(38N,48G)(42G,32N)(19G,35N,27N)(19G,40N)(27G)(0)

Opponents: (37G,42N)(26N)(43G)(44N)(45N)(35N)(47N,35N)(27G,38N)(33N)(19G,32N,21N)(40N)(41N)(24G)

Interceptions	No	Yds	Avg	Long	TD
Buchanan	9	93	10.3	77r	1
*Anderson	5	27	5.4	12	0
Gray	3	66	22.0	66	0
McCoy	3	34	11.3	23	0
*Hood	3	18	6.0	18	0
Luke	2	91	45.5	63t	1
*Hunt	1	10	10.0	10	0
Barzilauskas	1	5	5.0	5	0
Packers	27	344	12.7	77t	2
Opponents	18	262	14.6	44t	1

Punting	No	Yds	Avg	TB	In	Lg	B
Beverly	106	3759	35.5	9	20	57	0
Packers	106	3759	35.5	9	20	57	0
Opponents	90	3411	37.9	7	23	61	1

Punt Returns	Ret	FC	Yds	Avg	Long	TD
Odom	33	7	298	9.0	48	0
Gray	11	6	95	8.6	22	0
*Sampson	1	0	0	0.0	0	0
Tullis	1	0	0	0.0	0	0
Packers	46	13	393	8.5	48	0
Opponents	51	22	286	5.6	16	0

Kickoff Returns	No	Yds	Avg	Long	TD
Odom	25	677	27.1	95t	1
Thompson	6	124	20.7	31	0
Wagner	6	84	14.0	17	0
Culbreath	4	58	14.5	20	0
*Hood	3	74	24.7	26	0
Gueno	1	9	9.0	9	0
E.Johnson	1	14	14.0	14	0
*Landers	1	0	0.0	0	0
*Lofton	1	0	0.0	0	0
McGeorge	1	0	0.0	0	0
Middleton	1	22	22.0	22	0
*Sampson	1	23	23.0	23	0
Smith	1	0	0.0	0	0
Packers	52	1085	20.9	95t	1
Opponents	52	1015	19.5	32	0

	GB	Opp	Rushing	No	Yds	Avg	Long	TD
<b>Total First Downs</b>	226	302	Middleton	284	1116	3.9	76t	11
Rushing	105	137	Smith	154	567	3.7	33	4
Passing	101	143	Culbreath	30	92	3.1	15	0
Penalty	20	22	Whitehurst	28	67	2.4	18	1
<b>Third Downs</b>	66/226	102/269	Simpson	27	58	2.1	11	0
Efficiency	29.2	37.9	*Landers	7	40	5.7	10	0
<b>Fourth Downs</b>	0/0	0/0	B.Douglass	4	27	6.8	17	0
Efficiency	0.0	0.0	Thompson	4	25	6.3	13	0
<b>Possession Avg.</b>	28:02	31:58	Torkelson	6	18	3.0	6	0
<b>Total Net Yards</b>	4107	4963	*Lofton	3	13	4.3	15	0
Avg. Per Game	256.7	310.2	Beverly	1	0	0.0	0	0
Total Plays	944	1131	*Sproul	2	0	0.0	0	0
Avg. Per Play	4.4	4.4	<b>Packers</b>	<b>550</b>	<b>2023</b>	<b>3.7</b>	<b>76t</b>	<b>16</b>
<b>Net Yards Rushing</b>	2023	2439	<b>Opponents</b>	<b>620</b>	<b>2439</b>	<b>3.9</b>	<b>33t</b>	<b>19</b>
Avg. Per Game	126.4	152.4						
Total Rushes	550	620						
<b>Net Yards Passing</b>	2084	2524						
Avg. Per Game	130.3	157.8						
Sacked/Yards Lost	37/274	48/386						
Gross Yards	2358	2910						
Att./Completions	357/180	463/254						
Completion Pct.	50.4	54.9						
Had Intercepted	18	27						
<b>Punts/Average</b>	106/35.5	90/37.9						
Net Punting Avg.	106/31.1	90/32.0						
<b>Penalties/Yards</b>	99/776	116/949						
<b>Fumbles/Ball Lost</b>	35/24	40/20						
<b>Touchdowns</b>	31	36						
Rushing	16	19						
Passing	11	16						
Returns	4	1						

By Quarter	Q1	Q2	Q3	Q4	OT	Pts
Packers	77	58	66	48	0	249
Opponents	20	84	83	82	0	269

NFC Central	W	L	T	Pct	Pts	QP
Minnesota	8	7	1	.531	294	306
<b>Green Bay</b>	<b>8</b>	<b>7</b>	<b>1</b>	<b>.531</b>	<b>249</b>	<b>269</b>
Detroit	7	9	0	.438	290	300
Chicago	7	9	0	.438	253	274
Tampa Bay	5	11	0	.313	241	259

Receiving	No	Yds	Avg	Long	TD
*Lofton	46	818	17.8	58t	6
Smith	37	256	6.9	24	0
Middleton	34	332	9.8	50	1
Thompson	26	527	20.3	57	2
McGeorge	23	247	10.7	25	1
Culbreath	7	78	11.1	19	0
Odom	4	60	15.0	18t	1
Torkelson	2	36	18.0	31	0
Simpson	1	4	4.0	4	0
<b>Packers</b>	<b>180</b>	<b>2358</b>	<b>13.1</b>	<b>58t</b>	<b>11</b>
<b>Opponents</b>	<b>254</b>	<b>2910</b>	<b>11.5</b>	<b>53</b>	<b>16</b>

\* — rookie

## Primary Starters

WR	*J.Lofton	LE	M.Butler
LT	T.Stokes	LT	D.Roller
LG	D.Gofourth	RT	C.Barzilauskas
C	L.McCarren	RE	E.Johnson
RG	M.Jackson	LLB	G.Weaver
RT	G.Koch	MLB	*M.Hunt
TE	R.McGeorge	RLB	*J.Anderson
WR	A.Thompson	LCB	W.Buchanan
QB	D.Whitehurst	RCB	M.C.McCoy
RB	T.Middleton	SS	S.Luke
FB	B.Smith	FS	J.Gray

Passing	Att	Cmp	Yds	Cmp%	Yds/Att	TD	TD%	Int	Int%	LG	Sck/Yds	Rtng
Whitehurst	328	168	2093	51.2	6.38	10	3.0	17	5.2	58t	35/258	59.9
*Sproul	13	5	87	38.5	6.69	0	0.0	0	0.0	25	1/7	62.0
B.Douglass	12	5	90	41.7	7.50	1	8.3	1	8.3	30	1/9	61.1
Beverly	2	2	88	100.0	44.00	0	0.0	0	0.0	57	0/0	118.8
Lofton	2	0	0	0.0	0.00	0	0.0	0	0.0	0	0/0	39.6
<b>Packers</b>	<b>357</b>	<b>180</b>	<b>2358</b>	<b>50.4</b>	<b>6.61</b>	<b>11</b>	<b>3.1</b>	<b>18</b>	<b>5.0</b>	<b>58t</b>	<b>37/274</b>	<b>60.9</b>
<b>Opponents</b>	<b>463</b>	<b>254</b>	<b>2910</b>	<b>54.9</b>	<b>6.29</b>	<b>16</b>	<b>3.5</b>	<b>27</b>	<b>5.8</b>	<b>53</b>	<b>48/386</b>	<b>61.2</b>

# 1979 5-11-0, .313, FOURTH, NFC CENTRAL

Head Coach:	Bart Starr	GB	Opp	Attend	Site	Starting QB	Temp
S 2 @ Chicago Bears	L	3	6	56,515	SF	D.Whitehurst	77
S 9 New Orleans Saints (Milw)	W	28	19	53,184	CoS	D.Whitehurst	66
S 16 Tampa Bay Buccaneers (GB)	L	10	21	55,498	LF	D.Whitehurst	72
S 23 @ Minnesota Vikings	+L	21	27	46,524	Met	D.Whitehurst	60
O 1 New England Patriots (GB)	L	27	14	52,842	LF	D.Whitehurst	54
O 7 @ Atlanta Falcons	L	7	25	56,184	FGS	D.Whitehurst	70
O 14 Detroit Lions (Milw)	W	24	16	53,930	CoS	D.Whitehurst	56
O 21 @ Tampa Bay Buccaneers	L	3	21	67,186	TaS	D.Whitehurst	83
N 28 @ Miami Dolphins	L	7	27	47,741	OB	D.Whitehurst	79
N 4 New York Jets (GB)	L	22	27	54,201	LF	D.Whitehurst	44
N 11 Minnesota Vikings (Milw)	W	19	7	52,706	CoS	D.Whitehurst	33
N 18 @ Buffalo Bills	L	12	19	39,679	RIS	D.Whitehurst	47
N 25 Philadelphia Eagles (GB)	L	10	21	50,023	LF	D.Whitehurst	40
D 2 @ Washington Redskins	L	21	38	51,682	RFK	L.Dickey	42
D 9 Chicago Bears (GB)	L	14	15	54,207	LF	L.Dickey	35
D 15 @ Detroit Lions	W	18	13	57,376	PSD	L.Dickey	dome
			246	316	849,478		

Home: 4-4 (426,591)    Away: 1-7 (422,887)    + — overtime

	GB	Opp
<b>Total First Downs</b>	279	327
Rushing	121	162
Passing	133	146
Penalty	25	19
<b>Third Downs</b>	85/224	114/248
Efficiency	37.9	46.0
<b>Fourth Downs</b>	0/0	0/0
Efficiency	0.0	0.0
<b>Possession Avg.</b>	27:50	32:10
<b>Total Net Yards</b>	4542	5647
Avg. Per Game	283.9	352.9
Total Plays	974	1114
Avg. Per Play	4.7	5.1
<b>Net Yards Rushing</b>	1861	2885
Avg. Per Game	116.3	180.3
Total Rushes	483	639
<b>Net Yards Passing</b>	2681	2762
Avg. Per Game	167.6	172.6
Sacked/Yards Lost	47/376	35/279
Gross Yards	3057	3041
Att./Completions	444/240	440/249
Completion Pct.	54.1	56.6
Had Intercepted	22	18
<b>Punts/Average</b>	69/40.4	64/39.3
Net Punting Avg.	69/34.8	64/34.3
<b>Penalties/Yards</b>	93/681	106/912
<b>Fumbles/Ball Lost</b>	37/22	30/14
<b>Touchdowns</b>	31	37
Rushing	14	14
Passing	15	21
Returns	2	2

By Quarter	Q1	Q2	Q3	Q4	OT	Pts
Packers	35	99	64	48	0	246
Opponents	61	90	68	91	6	316

## Primary Starters

WR	J.Lofton	LE	M.Buttler
LT	M.Koncar	LT	E.Edwards
LG	D.Gofourth		T.Jones
C	L.McCaren	RT	*C.Johnson
RG	L.Harris	RE	E.Johnson
RT	G.Koch		R.Barber
TE	P.Coffman	LLB	G.Weaver
WR	A.Thompson	MLB	*R.Wingo
QB	D.Whitehurst	RLB	M.Douglass
RB	T.Middleton	LOB	E.Hood
FB	E.Torkelson	RCB	M.C.McCoy
	B.Smith	FS	J.Gray
		SS	S.Luke

	GB	Opp	Rushing	No	Yds	Avg	Long	TD
<b>Total First Downs</b>	279	327	Middleton	131	495	3.8	28	2
Rushing	121	162	Torkelson	98	401	4.1	15	3
Passing	133	146	*Atkins	42	239	5.7	60	1
Penalty	25	19	Simpson	66	235	3.6	22	1
<b>Third Downs</b>	85/224	114/248	Smith	57	201	3.5	23	3
Efficiency	37.9	46.0	Patton	37	134	3.6	14	0
<b>Fourth Downs</b>	0/0	0/0	Whitehurst	18	73	4.1	17	4
Efficiency	0.0	0.0	Landers	17	41	2.4	14	0
<b>Possession Avg.</b>	27:50	32:10	*Ivery	3	24	8.0	11	0
<b>Total Net Yards</b>	4542	5647	Wagner	1	16	16.0	16	0
Avg. Per Game	283.9	352.9	Dickey	5	13	2.6	8	0
Total Plays	974	1114	Culbreath	5	8	1.6	6	0
Avg. Per Play	4.7	5.1	Lofton	1	-1	-1.0	-1	0
<b>Net Yards Rushing</b>	1861	2885	A.Thompson	2	-18	-9.0	-7	0
Avg. Per Game	116.3	180.3	<b>Packers</b>	<b>483</b>	<b>1861</b>	<b>3.9</b>	<b>60</b>	<b>14</b>
Total Rushes	483	639	<b>Opponents</b>	<b>639</b>	<b>2885</b>	<b>4.5</b>	<b>80</b>	<b>14</b>

NFC Central	W	L	T	Pct	Pts	OP
Tampa Bay	10	6	0	.625	273	237
Chicago	10	6	0	.625	306	249
Minnesota	7	9	0	.438	259	337
<b>Green Bay</b>	<b>5</b>	<b>11</b>	<b>0</b>	<b>.313</b>	<b>246</b>	<b>316</b>
Detroit	2	14	0	.125	219	365

	GB	Opp	Receiving	No	Yds	Avg	Long	TD
<b>Total First Downs</b>	279	327	Coffman	56	711	12.7	78T	4
Rushing	121	162	Lofton	54	968	17.9	52	4
Passing	133	146	A.Thompson	25	395	15.8	50	3
Penalty	25	19	Smith	19	155	8.2	22	1
<b>Third Downs</b>	85/224	114/248	Torkelson	19	139	7.3	14	0
Efficiency	37.9	46.0	Middleton	18	155	8.6	29	1
<b>Fourth Downs</b>	0/0	0/0	Simpson	11	46	4.2	10	0
Efficiency	0.0	0.0	Tullis	10	173	17.3	52T	1
<b>Possession Avg.</b>	27:50	32:10	*Atkins	10	89	8.9	19	0
<b>Total Net Yards</b>	4542	5647	*Cassidy	6	102	17.0	23	0
Avg. Per Game	283.9	352.9	Patton	6	41	6.8	9	0
Total Plays	974	1114	Landers	5	60	12.0	55T	1
Avg. Per Play	4.7	5.1	Gueno	1	23	23.0	23	0
<b>Net Yards Rushing</b>	1861	2885	<b>Packers</b>	<b>240</b>	<b>3057</b>	<b>12.7</b>	<b>78T</b>	<b>15</b>
Avg. Per Game	116.3	180.3	<b>Opponents</b>	<b>249</b>	<b>3041</b>	<b>12.2</b>	<b>50T</b>	<b>21</b>

	GB	Opp	Passing	Att	Cmp	Yds	Cmp%	Yds/Att	TD	TD%	Int	Int%	Lg	Sck/Yds	Rtng
<b>Total First Downs</b>	279	327	Whitehurst	322	179	2247	55.6	6.98	10	3.1	18	5.6	78T	32/256	64.5
Rushing	121	162	Dickey	119	60	787	50.4	6.61	5	4.2	4	3.4	52T	15/120	71.7
Passing	133	146	Beverly	2	1	23	50.0	11.50	0	0.0	0	0.0	23	0/0	91.7
Penalty	25	19	Lofton	1	0	0	0.0	0.0	0	0.0	0	0.0	0	0/0	39.6
<b>Third Downs</b>	85/224	114/248	<b>Packers</b>	<b>444</b>	<b>240</b>	<b>3057</b>	<b>54.1</b>	<b>6.89</b>	<b>15</b>	<b>3.4</b>	<b>22</b>	<b>5.0</b>	<b>78T</b>	<b>47/376</b>	<b>66.4</b>
Efficiency	37.9	46.0	<b>Opponents</b>	<b>440</b>	<b>249</b>	<b>3041</b>	<b>56.6</b>	<b>6.91</b>	<b>21</b>	<b>4.8</b>	<b>18</b>	<b>4.1</b>	<b>50T</b>	<b>35/279</b>	<b>76.9</b>

Scoring	TD	Ru	Pa	Rt	PAT	FG	S	Pts
Birney	0	0	0	0	7/10	7/9	0	28
Marcol	0	0	0	0	16/18	4/10	0	28
Coffman	4	0	4	0			0	24
Lofton	4	0	4	0			0	24
Smith	4	3	1	0			0	24
A.Thompson	4	0	3	1			0	24
Whitehurst	4	4	0	0			0	24
Middleton	3	2	1	0			0	18
Torkelson	3	3	0	0			0	18
*Atkins	1	1	0	0			0	6
Butler	1	0	0	1			0	6
Landers	1	0	1	0			0	6
Simpson	1	1	0	0			0	6
Tullis	1	0	1	0			0	6
Anderson	0	0	0	0	1/2	1/1	0	4
<b>Packers</b>	<b>31</b>	<b>14</b>	<b>15</b>	<b>2</b>	<b>24/30</b>	<b>12/20</b>	<b>0</b>	<b>246</b>
<b>Opponents</b>	<b>37</b>	<b>14</b>	<b>21</b>	<b>2</b>	<b>32/35</b>	<b>20/33</b>	<b>1</b>	<b>316</b>

Field Goals	1-19	20-29	30-39	40-49	50+
Marcol	0/0	1/2	2/5	1/3	0/0
Birney	0/0	3/3	2/2	2/3	0/1
Anderson	0/0	0/0	1/1	0/0	0/0
<b>Packers</b>	<b>0/0</b>	<b>4/5</b>	<b>5/8</b>	<b>3/6</b>	<b>0/1</b>
<b>Opponents</b>	<b>1/2</b>	<b>6/8</b>	<b>10/13</b>	<b>3/10</b>	<b>0/0</b>
Marcol	(32N,28G)(38G,0)(38N,27N)				
(46N,32G)(32N,42G,46N)(00000000)					
<b>Birney:</b> (000000000)(25G,32G)(33G)					
(0)(52N)(27G,25G,46G,46N,41G)					
<b>Anderson:</b> (00000000)(39G)(00000)					
<b>Opponents:</b> (44N,25G,19G)(23G,27G,19N)					
(32N,42N,47N)(43N)(42N)(23G,48G,42G,27N)					
(33G)(46N,26G,36G)(32N,24G,39G)(0)					
(41N,37G,34G,31G,32G)(0)(33G)					
(34G,33G,33N,28N,44G)(0)					

Interceptions	No	Yds	Avg	Long	TD
Gray	5	66	13.2	35	0
Douglass	3	73	24.3	46	0
McCoy	3	60	20.0	38	0
*Wingo	2	13	6.5	13	0
Hood	2	8	4.0	6	0
Hunt	1	13	13.0	13	0
Luke	1	10	10.0	10	0
*C.Johnson	1	0	0.0	0	0
<b>Packers</b>	<b>18</b>	<b>243</b>	<b>13.5</b>	<b>46</b>	<b>0</b>
<b>Opponents</b>	<b>22</b>	<b>247</b>	<b>11.2</b>	<b>66T</b>	<b>2</b>

Punting	No	Yds	Avg	TB	In	Lg	B
Beverly	69	2785	40.4	4	11	65	0
<b>Packers</b>	<b>69</b>	<b>2785</b>	<b>40.4</b>	<b>4</b>	<b>11</b>	<b>65</b>	<b>0</b>
<b>Opponents</b>	<b>64</b>	<b>2516</b>	<b>39.3</b>	<b>9</b>	<b>21</b>	<b>68</b>	<b>0</b>

Punt Returns	Ret	FC	Yds	Avg	Long	TD
Odom	15	5	80	5.3	19	0
Gray	13	8	61	4.7	18	0
<b>Packers</b>	<b>28</b>	<b>13</b>	<b>141</b>	<b>5.0</b>	<b>19</b>	<b>0</b>
<b>Opponents</b>	<b>43</b>	<b>7</b>	<b>305</b>	<b>7.1</b>	<b>19</b>	<b>0</b>

Kickoff Returns	No	Yds	Avg	Long	TD
Odom	29	622	21.4		

# 5-10-1, .344, FIFTH, NFC CENTRAL 1980

Head Coach:	Bart Starr	GB	Opp	Attend	Site	Starting QB	Temp	
S 7	Chicago Bears (GB)	+W	12	6	54,381	LF	L.Dickey	70
S 14	Detroit Lions (Milw)	L	7	29	53,099	CoS	L.Dickey	59
S 21	@ Los Angeles Rams	L	21	51	63,850	AnS	L.Dickey	78
S 28	Dallas Cowboys (Milw)	L	7	28	54,776	CoS	L.Dickey	57
O 5	Cincinnati Bengals (GB)	W	14	9	55,006	LF	L.Dickey	48
O 12	@ Tampa Bay Buccaneers	+T	14	14	64,854	TaS	L.Dickey	81
O 19	@ Cleveland Browns	L	21	26	75,548	CMS	L.Dickey	51
O 26	Minnesota Vikings (GB)	L	16	3	56,191	LF	L.Dickey	36
N 2	@ Pittsburgh Steelers	L	20	22	52,165	TRS	L.Dickey	44
N 9	San Francisco 49ers (Milw)	W	23	16	54,475	CoS	L.Dickey	52
N 16	@ New York Giants	L	21	27	76,609	GS	L.Dickey	43
N 23	@ Minnesota Vikings	W	25	13	47,234	Met	L.Dickey	35
N 30	Tampa Bay Buccaneers (Milw)	L	17	20	54,225	CoS	L.Dickey	42
D 7	@ Chicago Bears	L	7	61	57,176	SF	L.Dickey	57
D 14	Houston Oilers (GB)	L	3	22	53,201	LF	L.Dickey	20
D 21	@ Detroit Lions	L	3	24	75,111	PSD	L.Dickey	dome
			231	371	947,901			
<b>Home:</b> 4-4 (435,354)		<b>Away:</b> 1-6-1 (512,547)				+ — overtime		

	GB	Opp	Rushing	No	Yds	Avg	Long	TD
<b>Total First Downs</b>	307	316	Ivery	202	831	4.1	38t	3
Rushing	119	136	*Ellis	126	545	4.3	22	5
Passing	164	166	Atkins	67	216	3.2	16	1
Penalty	24	14	Middleton	56	155	2.8	15	2
<b>Third Downs</b>	91/235	102/237	Beverly	6	21	3.5	11	0
Efficiency	38.7	43.0	Huckleby	6	11	1.8	9	1
<b>Fourth Downs</b>	0/0	0/0	Dickey	19	11	0.6	7t	1
Efficiency	0.0	0.0	V.Anderson	4	5	1.3	4	0
<b>Possession Avg.</b>	30:17	29:43	A.Thompson	5	5	1.0	16	0
<b>Total Net Yards</b>	5097	5782	Coffman	1	3	3.0	3	0
Avg. Per Game	318.6	361.4	Smith	1	3	3.0	3	0
Total Plays	1047	1059	<b>Packers</b>	493	1806	3.7	38t	13
Avg. Per Play	4.9	5.5	<b>Opponents</b>	565	2399	4.2	48	19
<b>Net Yards Rushing</b>	1806	2399						
Avg. Per Game	112.9	149.9						
Total Rushes	493	565						
<b>Net Yards Passing</b>	3291	3383						
Avg. Per Game	205.7	211.4						
Sacked/Yards Lost	43/360	34/234						
Gross Yards	3651	3617						
Att./Completions	511/289	460/259						
Completion Pct.	56.6	56.3						
Had Intercepted	29	13						
<b>Punts/Average</b>	87/38.2	83/39.1						
Net Punting Avg.	87/32.7	83/32.9						
<b>Penalties/Yards</b>	84/697	109/872						
<b>Fumbles/Ball Lost</b>	36/12	27/14						
<b>Touchdowns</b>	29	43						
Rushing	13	19						
Passing	15	19						
Returns	1	5						
<b>By Quarter</b>	<b>Q1</b>	<b>Q2</b>	<b>Q3</b>	<b>Q4</b>	<b>OT</b>	<b>Pts</b>		
Packers	21	91	33	80	6	231		
Opponents	64	135	65	107	0	371		

NFC Central	W	L	T	Pct	Pts	OP
Minnesota	9	7	0	.563	317	308
Detroit	9	7	0	.563	334	272
Chicago	7	9	0	.438	304	264
Tampa Bay	5	10	1	.344	271	341
<b>Green Bay</b>	<b>5</b>	<b>10</b>	<b>1</b>	<b>.344</b>	<b>231</b>	<b>371</b>

Receiving	No	Yds	Avg	Long	TD
Lofton	71	1226	17.3	47	4
Ivery	50	481	9.6	46t	1
*Ellis	48	496	10.3	69t	3
Coffman	42	496	11.8	25	3
A.Thompson	40	609	15.2	55	2
Middleton	13	59	4.5	17	0
Atkins	7	47	6.7	16	1
Cassidy	5	109	21.8	43	0
*Nixon	4	78	19.5	32	0
Larson	4	37	9.3	21	1
Huckleby	3	11	3.7	8	0
V.Anderson	2	2	1.0	2	0
<b>Packers</b>	<b>289</b>	<b>3651</b>	<b>12.6</b>	<b>69t</b>	<b>15</b>
<b>Opponents</b>	<b>259</b>	<b>3617</b>	<b>14.0</b>	<b>87t</b>	<b>19</b>

\* — rookie

Scoring	TD	Ru	Pa	Rt	PAT	FG	S	PTS
*Ellis	8	5	3	0	0	0	0	48
Birney	0	0	0	0	14/18	6/12	0	32
Ivery	4	3	1	0	0	0	0	24
Lofton	4	0	4	0	0	0	0	24
Marcol	1	0	0	1	7/7	2/3	0	19
Coffman	3	0	3	0	0	0	0	18
Atkins	2	1	1	0	0	0	0	12
Middleton	2	2	0	0	0	0	0	12
Stenerud	0	0	0	0	3/3	3/5	0	12
A.Thompson	2	0	2	0	0	0	0	12
Dickey	1	1	0	0	0	0	0	6
Huckleby	1	1	0	0	0	0	0	6
Larson	1	0	1	0	0	0	0	6
<b>Packers</b>	<b>29</b>	<b>13</b>	<b>15</b>	<b>1</b>	<b>24/28</b>	<b>11/20</b>	<b>0</b>	<b>231</b>
<b>Opponents</b>	<b>43</b>	<b>19</b>	<b>19</b>	<b>5</b>	<b>36/42</b>	<b>25/27</b>	<b>1</b>	<b>371</b>

Field Goals	1-19	20-29	30-39	40-49	50+
Birney	0/0	1/2	4/6	0/2	1/2
Stenerud	0/0	1/1	1/1	1/3	0/0
Marcol	0/0	0/0	0/1	2/2	0/0
<b>Packers</b>	<b>0/0</b>	<b>2/3</b>	<b>5/8</b>	<b>3/7</b>	<b>1/2</b>
<b>Opponents</b>	<b>1/1</b>	<b>10/10</b>	<b>7/7</b>	<b>7/9</b>	<b>0/0</b>
<b>Birney:</b>	0(000)(47N,24N,36N)(36G)(50G,39G,32G)(53N,42N)(24G,30N,33G)(000)				
<b>Marcol:</b>	(41G,46G,35B)(000)				
<b>Stenerud:</b>	0(0000000000)(40G,45N)(47B)(28G)(33G)				
<b>Opponents:</b>	(42G,34G)(32G,39G,43G,42G,23G)(29G)(20G,34G,31G)(40G,42G)(44N,47G)(27G,18G)(24G)(24G,32G)(22G,23G)(39G,44N,20G)(27G)(41G)				

Interceptions	No	Yds	Avg	Long	TD
Gray	5	54	10.8	21	0
Turner	2	13	6.5	13	0
*Jolly	2	2	1.0	2	0
Rudzinski	1	14	14.0	14	0
Luke	1	9	9.0	9	0
Hood	1	0	0.0	0	0
McCoy	1	0	0.0	0	0
<b>Packers</b>	<b>13</b>	<b>92</b>	<b>7.1</b>	<b>21</b>	<b>0</b>
<b>Opponents</b>	<b>29</b>	<b>483</b>	<b>16.7</b>	<b>99t</b>	<b>4</b>

Punting	No	Yds	Avg	TB	In	Lg	B
Beverly	86	3294	38.3	6	18	55	0
Marcol	1	33	33.0	1	0	33	0
<b>Packers</b>	<b>87</b>	<b>3327</b>	<b>38.2</b>	<b>7</b>	<b>18</b>	<b>55</b>	<b>0</b>
<b>Opponents</b>	<b>83</b>	<b>3247</b>	<b>39.1</b>	<b>11</b>	<b>23</b>	<b>61</b>	<b>1</b>
Punt Returns	Ret	FC	Yds	Avg	Long	TD	
Cassidy	17	5	139	8.2	20	0	
*Nixon	11	2	85	7.7	16	0	
*Lee	5	0	32	6.4	17	0	
Gray	4	2	41	10.3	16	0	
<b>Packers</b>	<b>37</b>	<b>9</b>	<b>297</b>	<b>8.0</b>	<b>20</b>	<b>0</b>	
<b>Opponents</b>	<b>50</b>	<b>12</b>	<b>342</b>	<b>6.8</b>	<b>21</b>	<b>0</b>	

Kickoff Returns	No	Yds	Avg	Long	TD
*Lee	30	589	19.6	35	0
A.Thompson	15	283	18.9	57	0
McCoy	14	261	18.6	32	0
*Nixon	6	160	26.7	54	0
Gray	5	63	12.6	18	0
Huckleby	3	59	19.7	21	0
<b>Packers</b>	<b>73</b>	<b>1415</b>	<b>19.4</b>	<b>57</b>	<b>0</b>
<b>Opponents</b>	<b>52</b>	<b>902</b>	<b>17.3</b>	<b>59</b>	<b>0</b>

## Primary Starters

WR	J.Lofton	LE	M.Butler
LT	T.Stokes	NT	C.Johnson
LG	D.Gofourth	RE	E.Johnson
C	L.McCarren	LOLB	J.Anderson
RG	L.Harris	J.Gueno	
RT	G.Koch	LILB	E.O'Neil
TE	P.Coffman	K.Allerman	
WR	A.Thompson	RILB	E.O'Neil (4)
QB	L.Dickey	K.Allerman (3)	
RB	E.Ivery	M.Hunt (3)	
FB	*G.Ellis	ROLB	M.Douglass
		LCB	E.Hood
		RCB	M.C.McCoy
		SS	S.Luke
		FS	J.Gray

Passing	Att	Cmp	Yds	Cmp%	Yds/Att	TD	TD%	Int	Int%	LG	Sck/Yds	Rtng
Dickey	478	278	3529	58.2	7.38	15	3.1	25	5.2	69t	37/314	70.0
Whitehurst	15	5	55	33.3	3.67	0	0.0	1	6.7	24	3/19	17.4
Troup	12	4	48	33.3	4.00	0	0.0	3	25.0	24	2/20	6.9
Pisarkiewicz	5	2	19	40.0	3.80	0	0.0	0	0.0	16	1/7	51.3
Beverly	1	0	0	0.0	0.00	0	0.0	0	0.0	0	0/0	39.6
<b>Packers</b>	<b>511</b>	<b>289</b>	<b>3651</b>	<b>56.6</b>	<b>7.14</b>	<b>15</b>	<b>2.9</b>	<b>29</b>	<b>5.7</b>	<b>69t</b>	<b>43/360</b>	<b>65.1</b>
<b>Opponents</b>	<b>460</b>	<b>259</b>	<b>3617</b>	<b>56.3</b>	<b>7.86</b>	<b>19</b>	<b>4.1</b>	<b>13</b>	<b>2.8</b>	<b>87t</b>	<b>34/234</b>	<b>83.8</b>

COMMUNITY

ADMIN. & COACHES

VETERANS

DRAFT & FREE AGENTS

2022 REVIEW

1980

LAMBAU FIELD

MISC.



# 1981 8-8-0, .500, THIRD, NFC CENTRAL

Head Coach:	GB	Opp	Attend	Site	Starting QB	Temp
S 6 @ Chicago Bears	W 16	9	62,411	SF	L.Dickey	74
S 13 Atlanta Falcons (GB)	L 17	31	55,382	LF	L.Dickey	70
S 20 @ Los Angeles Rams	L 23	35	61,286	AnS	L.Dickey	89
S 27 Minnesota Vikings (Milw.)	L 13	30	55,012	CoS	L.Dickey	60
O 4 @ New York Giants	W 27	14	73,684	GS	L.Dickey	55
O 11 Tampa Bay Buccaneers (GB)	L 10	21	55,264	LF	L.Dickey	56
O 18 San Francisco 49ers (Milw.)	L 3	13	50,171	CoS	L.Dickey	40
O 25 @ Detroit Lions	L 27	31	76,063	PSD	L.Dickey	dome
N 1 Seattle Seahawks (GB)	W 34	24	49,467	LF	D.Whitehurst	56
N 8 New York Giants (Milw.)	W 26	24	54,138	CoS	L.Dickey	53
N 15 Chicago Bears (GB)	W 21	17	55,338	LF	D.Whitehurst	53
N 22 @ Tampa Bay Buccaneers	L 3	37	63,251	TaS	D.Whitehurst	63
N 29 @ Minnesota Vikings	W 35	23	46,025	Met	L.Dickey	33
D 6 Detroit Lions (GB)	W 31	17	54,481	LF	L.Dickey	40
D 13 @ New Orleans Saints	W 35	7	45,518	LSD	L.Dickey	dome
D 20 @ New York Jets	L 3	28	56,340	ShS	L.Dickey	26
		324	361	913,831		

Home: 4-4 (429,253) Away: 4-4 (484,578)

	GB	Opp	Rushing	No	Yds	Avg	Long	TD
<b>Total First Downs</b>	308	326	Ellis	196	860	4.4	29	4
Rushing	104	140	Huckleby	139	381	2.7	22	5
Passing	174	168	Middleton	53	181	3.4	34	0
Penalty	30	18	Jensen	27	79	2.9	15	0
<b>Third Downs</b>	72/210	103/230	Ivery	14	72	5.1	28	1
Efficiency	34.3	44.8	Whitehurst	15	51	3.4	15	1
<b>Fourth Downs</b>	0/1	2/2	Jefferson	2	22	11.0	15	0
Efficiency	0.0	100.0	Atkins	11	12	1.1	15	0
<b>Possession Avg.</b>	29:23	30:37	Dickey	19	6	4.0	13	0
<b>Total Net Yards</b>	4859	5185	Torkelson	1	4	4.0	4	0
Avg. Per Game	303.7	324.1	Au.Thompson	1	2	2.0	2	0
Total Plays	1044	1087	<b>Packers</b>	<b>478</b>	<b>1670</b>	<b>3.5</b>	<b>34</b>	<b>11</b>
Avg. Per Play	4.7	4.8	<b>Opponents</b>	<b>546</b>	<b>2098</b>	<b>3.8</b>	<b>35t</b>	<b>21</b>

NFC Central	W	L	T	Pct	Pts	OP
Tampa Bay	9	7	0	.563	315	268
Detroit	8	8	0	.500	397	322
<b>Green Bay</b>	<b>8</b>	<b>8</b>	<b>0</b>	<b>.500</b>	<b>324</b>	<b>361</b>
Minnesota	7	9	0	.438	325	369
Chicago	6	10	0	.375	253	324

	GB	Opp	Rushing	No	Yds	Avg	Long	TD
<b>Punts/Average</b>	84/39.6	69/39.7	Lee	20	187	9.4	94t	1
Net Punting Avg.	84/31.4	69/33.8	Nixon	15	4	118	7.9	17
<b>Penalties/Yards</b>	84/687	108/907	Cassidy	2	4	0.0	0	0
<b>Fumbles/Ball Lost</b>	31/17	42/24	*Whitaker	2	0	1.0	0.5	1
<b>Touchdowns</b>	37	45	Gray	1	1	0.0	0.0	0
Rushing	11	21	<b>Packers</b>	<b>40</b>	<b>10</b>	<b>306</b>	<b>7.7</b>	<b>94t</b>
Passing	24	18	<b>Opponents</b>	<b>50</b>	<b>4</b>	<b>511</b>	<b>10.2</b>	<b>56</b>
Returns	2	6	<b>Kickoff Returns</b>					

By Quarter	Q1	Q2	Q3	Q4	OT	Pts
Packers	89	108	64	63	0	324
Opponents	51	127	81	102	0	361

## Primary Starters

WR	J.Lofton	LE	M.Butler
LT	M.Koncar	NT	T.Jones
LG	D.Gofourth	RE	C.Merrill
C	L.McCarren	LOLB	J.Anderson
RG	L.Harris	LILB	R.Wingo
RT	G.Koch	RILB	G.Cumby
TE	P.Coffman	ROLB	M.Douglas
WR	J.Jefferson	LCB	M.Lee
QB	L.Dickey	RCB	M.C.McCoy
RB	H.Huckleby	SS	J.Gray
FB	G.Ellis		M.Murphy
		FS	M.Harvey

Scoring	TD	Ru	Pa	Rt	PAT	F6	S	Pts
Stenerud	0	0	0	0	35/36	22/24	0	101
Huckleby	8	5	3	0	0	0	0	48
Lofton	8	0	8	0	0	0	0	48
Ellis	7	4	3	0	0	0	0	42
Coffman	4	0	4	0	0	0	0	24
Jefferson	4	0	4	0	0	0	0	24
Hood	1	0	0	1	0	0	0	6
Ivery	1	1	0	0	0	0	0	6
Lee	1	0	0	1	0	0	0	6
Middleton	1	0	1	0	0	0	0	6
Swanke	1	0	1	0	0	0	0	6
Whitehurst	1	1	0	0	0	0	0	6
Wingo	0	0	0	0	1/1	0	0	1
<b>Packers</b>	<b>37</b>	<b>11</b>	<b>24</b>	<b>2</b>	<b>36/37</b>	<b>22/24</b>	<b>0</b>	<b>324</b>
<b>Opponents</b>	<b>45</b>	<b>21</b>	<b>18</b>	<b>6</b>	<b>43/45</b>	<b>16/24</b>	<b>0</b>	<b>361</b>

Field Goals	1-19	20-29	30-39	40-49	50+
Stenerud	2/2	7/8	9/9	2/3	2/2
Packers	2/2	7/8	9/9	2/3	2/2
Opponents	0/0	4/4	9/12	1/5	2/3

Stenerud:	(33G)(44G)	(19G,23G,44G)
(24G,46N,27G)(50G,35G)(34G)(26G,28N)		
(27G,39G)(19G,36G)(32G,28G,35G,23G)(0)(53G)		
(0)(36G)(0)(31G)		
Opponents:	(25G)(32G,42N)	(0)(34G,30G,25G,34N)
(0)(41N)(26G,32G)(37G,50N,49N)(54G)(33G)(36G)		
(47G,33G,51G)(22G)(38G,31N)(0)(33N,40N)		

Interceptions	No	Yds	Avg	Long	TD
Harvey	6	217	36.2	53	0
Lee	6	50	8.3	25	0
Hood	3	59	19.7	41t	1
Murphy	3	57	19.0	50	0
Cumby	3	22	7.3	17	0
Douglass	3	20	6.7	13	0
Anderson	3	12	4.0	8	0
McCoy	2	20	10.0	16	0
Wingo	1	38	38.0	38	0
<b>Packers</b>	<b>30</b>	<b>495</b>	<b>16.5</b>	<b>53</b>	<b>1</b>
<b>Opponents</b>	<b>24</b>	<b>475</b>	<b>19.8</b>	<b>81t</b>	<b>3</b>

Punting	No	Yds	Avg	TD	In	Lg	B	2
*Stachowicz	82	3330	40.6	9	16	72	2	0
<b>Packers</b>	<b>84</b>	<b>3330</b>	<b>39.6</b>	<b>9</b>	<b>16</b>	<b>72</b>	<b>2</b>	<b>0</b>
<b>Opponents</b>	<b>69</b>	<b>2738</b>	<b>39.7</b>	<b>5</b>	<b>14</b>	<b>58</b>	<b>2</b>	<b>0</b>

Punt Returns	Ret	FC	Yds	Avg	Long	TD
Lee	20	1	187	9.4	94t	1
Nixon	15	4	118	7.9	17	0
Cassidy	2	4	0	0.0	0	0
*Whitaker	2	0	1	0.5	1	0
Gray	1	1	0	0.0	0	0
<b>Packers</b>	<b>40</b>	<b>10</b>	<b>306</b>	<b>7.7</b>	<b>94t</b>	<b>1</b>
<b>Opponents</b>	<b>50</b>	<b>4</b>	<b>511</b>	<b>10.2</b>	<b>56</b>	<b>0</b>

Kickoff Returns	No	Yds	Avg	Long	TD
Lee	14	270	19.3	31	0
Nixon	12	222	18.5	25	0
McCoy	11	221	20.1	36	0
Huckleby	7	134	19.1	27	0
Middleton	6	100	16.7	30	0
Coffman	3	77	25.7	52	0
Gray	2	24	12.0	19	0
*Braggs	1	0	0.0	0	0
Jefferson	1	3	3.0	3	0
Jensen	1	15	15.0	15	0
<b>Packers</b>	<b>58</b>	<b>1066</b>	<b>18.4</b>	<b>52</b>	<b>0</b>
<b>Opponents</b>	<b>70</b>	<b>1183</b>	<b>16.9</b>	<b>42</b>	<b>0</b>

\* - rookie

Passing	Att	Cmp	Yds	Cmp%	Yds/Att	TD	TD%	Int	Int%	LG	Sck/Yds	Rtng
Dickey	354	204	2593	57.6	7.32	17	4.8	15	4.2	75t	40/298	79.0
Whitehurst	128	66	792	51.6	6.19	7	5.5	5	3.9	46t	10/78	72.8
*Campbell	30	15	168	50.0	5.60	0	0.0	4	13.3	27	2/11	27.5
Ellis	2	1	23	50.0	11.50	0	0.0	0	0.0	23	0/0	91.7
<b>Packers</b>	<b>514</b>	<b>286</b>	<b>3576</b>	<b>55.6</b>	<b>6.96</b>	<b>24</b>	<b>4.7</b>	<b>24</b>	<b>4.7</b>	<b>75t</b>	<b>52/387</b>	<b>73.5</b>
<b>Opponents</b>	<b>505</b>	<b>284</b>	<b>3353</b>	<b>56.2</b>	<b>6.64</b>	<b>18</b>	<b>3.6</b>	<b>30</b>	<b>5.9</b>	<b>50t</b>	<b>36/266</b>	<b>63.7</b>

Head Coach:	GB	Opp	Attend	Site	Starting QB	Temp
S 12 Los Angeles Rams (Milw) . . . . .	W	35	23	53,694	CoS	L.Dickey 75
S 20 @ New York Giants . . . . .	W	27	19	68,405	GS	L.Dickey 57
N 21 Minnesota Vikings (Milw) . . . . .	W	26	7	44,681	CoS	L.Dickey 45
N 28 @ New York Jets . . . . .	L	13	15	53,872	ShS	L.Dickey
D 5 Buffalo Bills (Milw) . . . . .	W	33	21	46,655	CoS	L.Dickey 43
D 12 Detroit Lions (GB) . . . . .	L	10	30	51,875	LF	L.Dickey 10
D 19 @ Baltimore Colts . . . . .	T	20	20	25,920	BMS	L.Dickey 37
D 26 @ Atlanta Falcons . . . . .	W	38	7	50,245	FCS	L.Dickey 67
J 2 @ Detroit Lions . . . . .	L	24	27	64,377	PSD	L.Dickey dome
		226	169	459,724		

Home: 3-1 (196,905) Away: 2-2-1 (262,819) + — overtime

Games Lost to Strike: S 26 Miami Dolphins (GB), O 3 Philadelphia Eagles (Milw), O 10 @ Chicago Bears, O 17 Tampa Bay Buccaneers (GB), O 24 @ Minnesota Vikings, O 31 Chicago Bears (GB), N 7 @ Tampa Bay Buccaneers

**NFC First-Round Playoff**

J 8 St. Louis Cardinals (GB) . . . . .	W	41	16	54,282	LF	L.Dickey 20
--	---	----	----	--------	----	-------------

**NFC Second-Round Playoff**

J 16 @ Dallas Cowboys . . . . .	L	26	37	63,972	TxS	L.Dickey 54
---------------------------------	---	----	----	--------	-----	-------------

Scoring	TD	Ru	Pa	Rt	PAT	FG	S	PTS
Stenerud	0	0	0	0	25/27	13/18	0	64
Ivery	10	9	1	0				60
Lofton	5	1	4	0				30
*Rodgers	3	1	0	2				18
Coffman	2	0	2	0				12
*Epps	2	0	2	0				12
Thompson	2	0	2	0				12
Ellis	1	1	0	0				6
Harvey	1	0	0	1				6
Jensen	1	0	1	0				6
Packers	27	12	12	3	25/27	13/18	0	226
Opponents	19	9	1	17/19	12/18	1	169	

**Field Goals**

	1-19	20-29	30-39	40-49	50+
Stenerud	1/1	4/5	5/5	3/6	0/1
Packers	1/1	4/5	5/5	3/6	0/1
Opponents	0/0	8/9	2/3	2/5	0/1

Stenerud: ()(48B,37G,22G)(18G,32G)  
(50N)(33G,25G,22N,31G,42G)(43N,31G)  
(40G,25G,47N)(22G)(48G)

Opponents: (32G,29G,28G,51N)(37G)(1)  
(42B,25G)(26B,32N)(27G,27G,25G,44B)  
(23G,40G,44B)(49G,28G)

	GB	Opp
<b>Total First Downs</b> . . . . .	175	164
Rushing . . . . .	59	58
Passing . . . . .	97	96
Penalty . . . . .	19	10
<b>Third Downs</b> . . . . .	50/121	53/138
Efficiency . . . . .	41.3	38.4
<b>Fourth Downs</b> . . . . .	1/3	3/12
Efficiency . . . . .	33.3	25.0
<b>Possession Avg.</b> . . . . .	29:41	30:19
<b>Total Net Yards</b> . . . . .	2910	2707
Avg. Per Game . . . . .	323.3	300.8
Total Plays . . . . .	582	622
Avg. Per Play . . . . .	5.0	4.4
<b>Net Yards Rushing</b> . . . . .	1081	932
Avg. Per Game . . . . .	120.1	103.6
Total Rushes . . . . .	283	275
<b>Net Yards Passing</b> . . . . .	1829	1775
Avg. Per Game . . . . .	203.2	197.2
Sacked/Yards Lost . . . . .	32/239	20/175
Gross Yards . . . . .	2068	1950
Att./Completions . . . . .	267/143	327/177
Completion Pct. . . . .	53.6	54.1
Had Intercepted . . . . .	15	12
<b>Punts/Average</b> . . . . .	42/40.2	46/41.8
Net Punting Avg. . . . .	42/32.4	46/35.8
<b>Penalties/Yards</b> . . . . .	42/343	72/629
<b>Fumbles/Ball Lost</b> . . . . .	20/11	26/11
<b>Touchdowns</b> . . . . .	27	19
Rushing . . . . .	12	9
Passing . . . . .	12	9
Returns . . . . .	3	1

By Quarter	Q1	Q2	Q3	Q4	OT	Pts
Packers	26	65	64	71	0	226
Opponents	59	46	29	35	0	169

	GB	Opp	Rushing	No	Yds	Avg	Long	TD
<b>Total First Downs</b> . . . . .	175	164	Ivery	127	453	3.6	32	9
Rushing . . . . .	59	58	Ellis	62	228	3.7	29	1
Passing . . . . .	97	96	*Rodgers	46	175	3.8	13	1
Penalty . . . . .	19	10	Lofton	4	101	25.3	83t	1
<b>Third Downs</b> . . . . .	50/121	53/138	*Meade	14	42	3.0	19	0
Efficiency . . . . .	41.3	38.4	Jensen	9	28	3.1	10	0
<b>Fourth Downs</b> . . . . .	1/3	3/12	Huckleby	4	19	4.8	7	0
Efficiency . . . . .	33.3	25.0	Dickey	13	19	1.5	11	0
<b>Possession Avg.</b> . . . . .	29:41	30:19	Jefferson	2	16	8.0	11	0
<b>Total Net Yards</b> . . . . .	2910	2707	Stachowicz	2	0	0.0	0	0
Avg. Per Game . . . . .	323.3	300.8	<b>Packers</b>	283	1081	3.8	83t	12
Total Plays . . . . .	582	622	<b>Opponents</b>	275	932	3.4	36	9
Avg. Per Play . . . . .	5.0	4.4						

National Conf.	W	L	T	Pct	Pts	QP
Washington	8	1	0	.889	190	128
Dallas	6	3	0	.667	226	145
<b>Green Bay</b>	5	3	1	.611	226	169
Minnesota	5	4	0	.556	187	198
Atlanta	5	4	0	.556	183	199
St. Louis	5	4	0	.556	135	170
Tampa Bay	5	4	0	.556	158	178
Detroit	4	5	0	.444	181	176
New Orleans	4	5	0	.444	129	160
N.Y. Giants	4	5	0	.444	164	160
San Francisco	3	6	0	.333	209	206
Chicago	3	6	0	.333	141	174
Philadelphia	3	6	0	.333	191	195
L.A. Rams	2	7	0	.222	200	250

Receiving	No	Yds	Avg	Long	TD
Lofton	35	696	19.9	80t	4
Jefferson	27	452	16.7	50	0
Coffman	23	287	12.5	42	2
Ellis	18	140	7.8	20	0
Ivery	16	186	11.6	62	1
*Epps	10	226	22.6	50	2
*Rodgers	3	23	7.7	16	0
G.Lewis	3	21	7.0	12	0
Jensen	3	18	6.0	11	1
*Meade	3	-5	-1.7	-1	0
Thompson	2	24	12.0	23t	2
<b>Packers</b>	143	2068	14.5	80t	12
<b>Opponents</b>	177	1950	11.0	44	9

Interceptions	No	Yds	Avg	Long	TD
Anderson	3	22	7.3	9	0
Douglass	2	55	27.5	30	0
Harvey	2	32	16.0	17	0
Lee	1	40	40.0	40	0
Gray	1	21	21.0	21	0
Cumby	1	4	4.0	4	0
Hood	1	0	0.0	0	0
Wingo	1	0	0.0	0	0
<b>Packers</b>	12	174	14.5	40	0
<b>Opponents</b>	15	146	9.7	36	0

Punting	No	Yds	Avg	TB	In	Lq	B
Stachowicz	42	1687	40.2	2	7	53	0
<b>Packers</b>	42	1687	40.2	2	7	53	0
<b>Opponents</b>	46	1925	41.8	4	11	55	0

Punt Returns	Ret	Fc	Yds	Avg	Long	TD
*Epps	20	5	150	7.5	35	0
Gray	6	1	48	8.0	15	0
<b>Packers</b>	26	6	198	7.6	35	0
<b>Opponents</b>	27	3	286	10.6	58	0

Kickoff Returns	No	Yds	Avg	Long	TD
*Rodgers	20	436	21.8	76	0
Huckleby	5	89	17.8	26	0
Clark	4	75	18.8	30	0
Gray	2	29	14.5	25	0
*Meade	2	31	15.5	17	0
C.Lewis	1	4	4.0	4	0
<b>Packers</b>	34	664	19.5	76	0
<b>Opponents</b>	45	875	19.4	96t	1

**Sacks:** Johnson 5.5, C.Merrill 4, Douglass 3, Sacks 3, Butler 2, Harvey 1, Wingo 1, Anderson 0.5, Packers 20, Opponents 32

**Primary Starters**

WR	J.Lofton	LE	M.Butler
LT	K.Swanke	RE	T.Jones
LG	D.Gofourth	NT	E.Johnson
C	L.McCarren	LOLB	J.Anderson
RG	L.Harris	LILB	R.Scott
TE	G.Koch	R.Wingo	R.Dickey
RT	P.Coffman	RILB	G.Cumby
WR	J.Jefferson	ROLB	M.Douglass
QB	L.Dickey	LCB	M.Lee
RB	E.Ivery	RCB	M.C.McCoy
FB	G.Ellis	SS	J.Gray
		FS	M.Harvey

Passing	Att	Cmp	Yds	Cmp%	Yds/Att	TD	TD%	Int	Int%	LG	Sck/Yds	Rtng
Whitehurst	47	18	235	38.3	5.00	0	0.0	1	2.1	22	7/43	46.0
Ivery	1	0	0	0.0	0.00	0	0.0	0	0.0	0	0/0	39.6
Lofton	1	1	43	100.0	43.00	0	0.0	0	0.0	43	0/0	118.8
<b>Packers</b>	267	143	2068	53.6	7.75	12	4.5	15	5.6	80t	32/239	70.6
<b>Opponents</b>	327	177	1950	54.1	5.96	9	2.8	12	3.7	44	20/175	65.9

\* — rookie

COMMUNITY

ADMIN. & COACHES

VETERANS

DRAFT & FREE AGENTS

2022 REVIEW

1982

LAMBEAU FIELD

MISC.

# 1983 8-8-0, .500, SECOND, NFC CENTRAL

Head Coach:	Bart Starr	GB	Opp	Attend	Site	Starting QB	Temp
S 4	@ Houston Oilers	+W 41	38	44,073	AD	L.Dickey	dome
S 11	Pittsburgh Steelers (GB)	L 21	25	55,154	LF	L.Dickey	68
S 18	Los Angeles Rams (Milw)	W 27	24	54,037	CoS	L.Dickey	78
S 26	@ New York Giants	L 3	27	75,308	GS	L.Dickey	62
O 2	Tampa Bay Buccaneers (GB)	W 55	14	54,272	LF	L.Dickey	71
O 9	@ Detroit Lions	L 14	38	67,738	PSD	L.Dickey	dome
O 17	Washington Redskins (GB)	W 48	47	55,255	LF	L.Dickey	42
O 23	Minnesota Vikings (GB)	+L 17	20	55,236	LF	L.Dickey	47
O 30	@ Cincinnati Bengals	L 14	34	53,349	RvS	L.Dickey	56
N 6	Cleveland Browns (Milw)	W 35	21	54,089	CoS	L.Dickey	43
N 13	@ Minnesota Vikings	W 29	21	60,113	MD	L.Dickey	dome
N 20	Detroit Lions (Milw)	+L 20	23	50,050	CoS	L.Dickey	46
N 27	@ Atlanta Falcons	+L 41	47	35,688	FCS	L.Dickey	55
D 4	Chicago Bears (GB)	W 31	28	51,147	LF	L.Dickey	28
D 12	@ Tampa Bay Buccaneers	+W 12	9	50,763	TaS	L.Dickey	57
D 18	@ Chicago Bears	L 21	23	35,807	SF	L.Dickey	3
			429	439	852,079		

Home: 5-3 (429,240)    Away: 3-5 (422,839)    + — overtime

	GB	Opp				
<b>Total First Downs</b>	340	366				
Rushing	99	171				
Passing	214	187				
Penalty	27	8				
<b>Third Downs</b>	72/189	111/239				
Efficiency	38.1	46.4				
<b>Fourth Downs</b>	2/8	5/10				
Efficiency	25.0	50.0				
<b>Possession Avg.</b>	27:01	32:59				
<b>Total Net Yards</b>	6172	6403				
Avg. Per Game	385.8	400.2				
Total Plays	1007	1156				
Avg. Per Play	6.1	5.5				
<b>Net Yards Rushing</b>	1807	2641				
Avg. Per Game	112.9	165.1				
Total Rushes	439	597				
<b>Net Yards Passing</b>	4365	3762				
Avg. Per Game	272.8	235.1				
Sacked/Yards Lost	42/323	41/271				
Gross Yards	4688	4033				
Att./Completions	526/311	518/300				
Completion Pct.	59.1	57.9				
Had Intercepted	32	19				
<b>Punts/Average</b>	70/41.0	78/39.1				
Net Punting Avg.	70/33.5	78/32.9				
<b>Penalties/Yards</b>	80/648	110/965				
<b>Fumbles/Ball Lost</b>	37/18	32/12				
<b>Touchdowns</b>	52	55				
Rushing	15	28				
Passing	33	20				
Returns	4	7				
<b>By Quarter</b>	Q1	Q2	Q3	Q4	OT	Pts
Packers	120	147	44	112	6	429
Opponents	74	105	109	139	12	439

	Rushing	No	Yds	Avg	Long	TD
Ellis	141	696	4.9	71	4	
Ivery	86	340	4.0	21	2	
*Clark	71	328	4.6	42	0	
Meade	55	201	3.7	15	1	
Huckleby	50	182	3.6	20	4	
Lofton	9	36	4.0	13	0	
G.Lewis	4	16	4.0	11	1	
Dickey	21	12	0.6	4	3	
Whitehurst	2	-4	-2.0	0	0	
<b>Packers</b>	<b>439</b>	<b>1807</b>	<b>4.1</b>	<b>71</b>	<b>15</b>	
<b>Opponents</b>	<b>.597</b>	<b>2641</b>	<b>4.4</b>	<b>43</b>	<b>28</b>	

NFC Central	W	L	T	Pct	Pts	QP
Detroit	9	7	0	.563	347	286
<b>Green Bay</b>	<b>8</b>	<b>8</b>	<b>0</b>	<b>.500</b>	<b>429</b>	<b>439</b>
Chicago	8	8	0	.500	311	301
Minnesota	8	8	0	.500	316	348
Tampa Bay	2	14	0	.125	241	380

	Receiving	No	Yds	Avg	Long	TD
Lofton	58	1300	22.4	74t	8	
Jefferson	57	830	14.6	36	7	
Coffman	54	814	15.1	74	11	
Ellis	52	603	11.6	56	2	
Epps	18	313	17.4	45	0	
*Clark	18	279	15.5	75t	1	
Ivery	16	139	8.7	17	2	
Meade	16	110	6.9	31t	2	
G.Lewis	11	204	18.5	49	1	
Huckleby	10	87	8.7	14	0	
Kitson	1	9	9.0	9	0	
<b>Packers</b>	<b>.311</b>	<b>4688</b>	<b>15.1</b>	<b>75t</b>	<b>33</b>	
<b>Opponents</b>	<b>.300</b>	<b>4033</b>	<b>13.4</b>	<b>87t</b>	<b>20</b>	

**Sacks:** E.Johnson 14.5, Braggs 5.5, Douglass 5.5, Anderson 4.5, C.Johnson 3.5, Boyd 2, Cumbly 2, C.Lewis 2, Turner 1, Spears 0.5, Packers 41, Opponents 42

### Primary Starters

WR	J.Lofton	LE	B.Braggs
LT	K.Swanke	NT	C.Johnson
LG	*D.Drechsler		R.Turner
C	L.McCaren	RE	E.Johnson
RG	T.Huffman	LOLB	J.Anderson
	S.Kitson	LILB	R.Wingo
RT	G.Koch		R.Scott
TE	P.Coffman	RILB	G.Cumbly
WR	J.Jefferson	ROLB	M.Douglass
QB	L.Dickey	LCB	M.Lee
RB	G.Ellis	RCB	M.C.McCoy
	E.Ivery		*T.Lewis
FB	M.Meade	SS	J.Gray
	G.Ellis	FS	M.Murphy
			M.Harvey

\* — rookie

Scoring	TD	Ru	Pa	Rt	PAT	FG	S	Pts
Stenerud	0	0	0	0	52/52	21/26	0	116
Coffman	11	0	11	0	0	0	0	65
Lofton	8	0	8	0	0	0	0	48
Jefferson	7	0	7	0	0	0	0	42
Ellis	6	4	2	0	0	0	0	36
Huckleby	4	4	0	0	0	0	0	24
Dickey	3	3	0	0	0	0	0	18
Ivery	3	2	1	0	0	0	0	18
Meade	3	1	2	0	0	0	0	18
Douglass	2	0	0	2	0	0	0	12
G.Lewis	2	1	1	0	0	0	0	12
Anderson	1	0	0	1	0	0	0	6
*Clark	1	0	1	0	0	0	0	6
Epps	1	0	0	1	0	0	0	6
Boyd	0	0	0	0	0	1	2	2
<b>Packers</b>	<b>52</b>	<b>15</b>	<b>33</b>	<b>4</b>	<b>52/52</b>	<b>21/26</b>	<b>1</b>	<b>429</b>
<b>Opponents</b>	<b>55</b>	<b>28</b>	<b>20</b>	<b>7</b>	<b>50/53</b>	<b>19/29</b>	<b>1</b>	<b>439</b>

Field Goals	1-19	20-29	30-39	40-49	50+
Stenerud	2/2	6/6	7/9	6/9	0/0
<b>Packers</b>	<b>2/2</b>	<b>6/6</b>	<b>7/9</b>	<b>6/9</b>	<b>0/0</b>
<b>Opponents</b>	<b>0/0</b>	<b>6/7</b>	<b>8/15</b>	<b>4/5</b>	<b>1/2</b>
<b>Stenerud:</b>	(46G,42G)(38G,36G)(20G,37N)				
	(19G,27G)(47G,20G)(47B,48G)(0)				
	(46G,40G)(36G,34G,40N)(23G,33G)				
	(37N,45N,19G)(35G,32G,23G,23G)				
<b>Opponents:</b>	(49G,59N)(31B,30G,44B)				
	(31G,26B)(56G,32G)(29G)				
	(42G,28G,31G,28G,32N)(44G,37N,32G)(0)(31N)				
	(31G,30G,33N,37G)(44G,22G)(0)(22G,35N)(38N,22G)				

Interceptions	No	Yds	Avg	Long	TD
*T.Lewis	5	111	22.2	46	0
Anderson	5	54	10.8	27	1
Lee	4	23	5.8	15	0
Gray	2	5	2.5	5	0
Laughlin	1	22	22.0	22	0
Scott	1	12	12.0	12	0
Jolly	1	0	0.0	0	0
<b>Packers</b>	<b>.19</b>	<b>227</b>	<b>11.9</b>	<b>46</b>	<b>1</b>
<b>Opponents</b>	<b>.32</b>	<b>337</b>	<b>10.5</b>	<b>56</b>	<b>4</b>

Punting	No	Yds	Avg	TB	In	Lg	B
*Scribner	69	2869	41.6	7	11	70	1
<b>Packers</b>	<b>70</b>	<b>2869</b>	<b>41.0</b>	<b>7</b>	<b>11</b>	<b>70</b>	<b>1</b>
<b>Opponents</b>	<b>78</b>	<b>3052</b>	<b>39.1</b>	<b>8</b>	<b>19</b>	<b>59</b>	<b>0</b>

Punt Returns	Ret	FC	Yds	Avg	Long	TD
Epps	36	13	324	9.0	90t	1
Gray	2	0	9	4.5	5	0
Hood	1	0	0	0.0	0	0
Lee	1	0	-4	-4.0	-4	0
C.Lewis	1	0	0	0.0	0	0
<b>Packers</b>	<b>.41</b>	<b>13</b>	<b>329</b>	<b>8.0</b>	<b>90t</b>	<b>1</b>
<b>Opponents</b>	<b>.43</b>	<b>8</b>	<b>384</b>	<b>8.9</b>	<b>59t</b>	<b>1</b>

Kickoff Returns	No	Yds	Avg	Long	TD
Huckleby	41	757	18.5	57	0
*T.Lewis	20	358	17.9	30	0
Gray	11	178	16.2	26	0
*Winters	3	28	9.3	12	0
*Drechsler	1	1	1.0	1	0
Ivery	1	17	17.0	17	0
Kitson	1	0	0.0	0	0
Lee	1	0	0.0	0	0
<b>Packers</b>	<b>.79</b>	<b>1339</b>	<b>16.9</b>	<b>57</b>	<b>0</b>
<b>Opponents</b>	<b>.78</b>	<b>1429</b>	<b>18.3</b>	<b>41</b>	<b>0</b>

Passing	Att	Cmp	Yds	Cmp%	Yds/Att	TD%	Int%	LG	Sck/Yds	Rtg		
Dickey	484	289	4458	59.7	9.2	32	6.6	29	6.0	40/307	87.3	
Whitehurst	35	18	149	51.4	4.26	0	0.0	2	5.7	19	2/16	38.9
Ellis	5	2	31	40.0	6.20	1	20.0	20	0	0/0	61.3	
Ivery	2	2	50	100.0	25.00	0	0.0	0	0	35	0/0	118.8
<b>Packers</b>	<b>526</b>	<b>311</b>	<b>4688</b>	<b>59.1</b>	<b>8.91</b>	<b>33</b>	<b>6.3</b>	<b>32</b>	<b>6.1</b>	<b>75t</b>	<b>42/323</b>	<b>84.1</b>
<b>Opponents</b>	<b>518</b>	<b>300</b>	<b>4033</b>	<b>57.9</b>	<b>7.79</b>	<b>20</b>	<b>3.9</b>	<b>19</b>	<b>3.7</b>	<b>87t</b>	<b>41/271</b>	<b>80.4</b>

COMMUNITY  
 ADMIN. & COACHES  
 VETERANS  
 DRAFT & FREE AGENTS  
 REVIEW  
 2022  
 1983

LAMBEAU FIELD  
 MISC.

Head Coach:	Forrest Gregg	GB	Opp	Attend	Site	Starting QB	Temp
S 2	St. Louis Cardinals (GB)	W	24	53,738	LF	L.Dickey	65
S 9	Los Angeles Raiders	L	7	28,46,269	LA	L.Dickey	85
S 16	Chicago Bears (GB)	L	7	55,942	LF	L.Dickey	61
S 23	@ Dallas Cowboys	L	6	20,64,222	TxS	L.Dickey	87
S 30	@ Tampa Bay Buccaneers	+L	27	30,47,487	TaS	L.Dickey	79
O 7	San Diego Chargers (GB)	L	28	34,54,045	LF	L.Dickey	64
O 15	@ Denver Broncos	L	14	17,62,546	MHS	L.Dickey	29
O 21	Seattle Seahawks (Milw)	L	24	30,52,286	CoS	L.Dickey	46
O 28	Detroit Lions (GB)	W	41	9,54,289	LF	L.Dickey	41
N 4	@ New Orleans Saints	W	23	13,57,426	LSD	L.Dickey	dome
N 11	Minnesota Vikings (Milw)	W	45	17,52,931	CoS	L.Dickey	33
N 18	Los Angeles Rams (Milw)	W	31	6,52,031	CoS	L.Dickey	31
N 22	@ Detroit Lions	L	28	31,63,698	PSD	L.Dickey	dome
D 2	Tampa Bay Buccaneers (GB)	W	27	14,46,800	LF	L.Dickey	33
D 9	@ Chicago Bears	W	20	14,59,374	SF	R.Wright	38
D 16	@ Minnesota Vikings	W	38	14,51,197	MD	L.Dickey	dome
			390	309	874,281		
<b>Home:</b> 5-3 (422,062)		<b>Away:</b> 3-5 (452,219)		+ — overtime			

Scoring	TD	Ru	Pa	Ret	PAT	FG	S	PIS
*Del Greco	0	0	0	0	34/34	9/12	0	61
Coffman	9	0	0	0	0	0	0	54
Ivery	7	6	1	0	0	0	0	42
Lofton	7	0	7	0	0	0	0	42
Clark	6	4	2	0	0	0	0	36
Ellis	6	4	2	0	0	0	0	36
*West	5	1	4	0	0	0	0	30
Garcia	3	0	0	0	14/15	3/9	0	23
Dickey	3	0	0	0	0	0	0	18
Epps	3	0	3	0	0	0	0	18
Brown	1	0	0	1	0	0	0	6
Crouse	1	0	1	0	0	0	0	6
T.Lewis	1	0	0	1	0	0	0	6
Moore	1	0	1	0	0	0	0	6
Rodgers	1	0	0	1	0	0	0	6
Packers	51	18	30	3	48/49	12/21	0	390
Opponents	34	14	16	4	33/34	24/31	0	309

Field Goals	1-19	20-29	30-39	40-49	50+
*Del Greco	0/0	2/2	3/4	4/5	0/1
Garcia	0/0	0/2	1/3	1/3	1/1
Packers	0/0	2/4	4/7	5/8	1/2
Opponents	1/1	3/4	9/10	10/12	1/4
Del Greco	(0)(0)(0)(0)(42G)(45G,34G)				
	(41G,34G,41G)(24G)(21G,54N,36N)(0)				
	(46N)(30G)				
Garcia	(29B,38G)(0)(47N)(37N)(41G,51G,49N)				
	(0)(29N,30N)(0)(0)(0)(0)				
Opponents	(48G,45N)(0)(18G,49G,28G)				
	(32G,42G)(46G,49G,50N,48G)				
	(58N,25N,31G,39G)(30G)(29G,39G,45G)				
	(46G,37G,41G)(35G,46G)(39G,46N)(21G,50G)				
	(54N,32G)(31N)(0)				

	GB	Opp
<b>Total First Downs</b> .....	315	323
Rushing.....	120	136
Passing.....	168	166
Penalty.....	27	21
<b>Third Downs</b> .....	75/205	89/243
Efficiency.....	36.6	36.6
<b>Fourth Downs</b> .....	4/13	12/19
Efficiency.....	30.8	63.2
<b>Possession Avg.</b> .....	26.49	33.11
<b>Total Net Yards</b> .....	5449	5291
Avg. Per Game.....	340.6	330.7
Total Plays.....	1009	1140
Avg. Per Play.....	5.4	4.6
<b>Net Yards Rushing</b> .....	2019	2145
Avg. Per Game.....	126.2	134.1
Total Rushes.....	461	545
<b>Net Yards Passing</b> .....	3430	3146
Avg. Per Game.....	214.4	196.6
Sacked/Yards Lost.....	42/310	44/324
Gross Yards.....	3740	3470
Att./Completions.....	506/281	551/315
Completion Pct.....	55.5	57.2
Had Intercepted.....	30	27
<b>Punts/Average</b> .....	85/42.3	89/40.9
Net Punting Avg.....	85/35.2	89/36.1
<b>Penalties/Yards</b> .....	110/915	145/1129
<b>Fumbles/Ball Lost</b> .....	17/7	33/15
<b>Touchdowns</b> .....	51	34
Rushing.....	18	14
Passing.....	30	16
Returns.....	3	4

By Quarter	Q1	Q2	Q3	Q4	OT	Pts
Packers	79	121	108	82	0	390
Opponents	72	88	65	81	3	309

	GB	Opp	Rushing	No	Yds	Avg	Long	TD
Ellis	123	581	4.7	50	4			
Clark	87	375	4.3	43t	4			
Crouse	53	169	3.2	14	0			
Huckleby	35	145	4.1	23	0			
Rodgers	25	94	3.8	15	0			
Lofton	10	82	8.2	26	0			
*Wright	8	11	1.4	5	0			
Dickey	6	0	0.3	9	3			
*West	1	2	2.0	2t	1			
Campbell	2	2	1.0	5	0			
Packers	461	2019	4.4	50	18			
Opponents	545	2145	3.9	39	14			

NFC Central	W	L	T	Pct	Pts	OP
Chicago	10	6	0	.625	325	248
Green Bay	8	8	0	.500	390	309
Tampa Bay	6	10	0	.375	335	380
Detroit	4	11	1	.281	283	408
Minnesota	3	13	0	.188	276	484

Receiving	No	Yds	Avg	Long	TD
Lofton	62	1361	22.0	79t	7
Coffman	43	562	13.1	44t	9
Ellis	36	312	8.7	22	2
Clark	29	234	8.1	20	2
Epps	26	235	16.7	56	3
Jefferson	26	339	13.0	33	0
Ivery	19	141	7.4	18	1
Crouse	9	93	10.3	25	1
Huckleby	8	65	8.1	13	0
*West	6	54	9.0	29t	4
Rodgers	5	56	11.2	22	0
Childs	4	32	8.0	17	0
G.Lewis	4	29	7.3	15	0
Cassidy	2	16	8.0	10	0
*Taylor	1	8	8.0	8	0
Moore	1	3	3.0	3t	1
Packers	281	3740	13.3	79t	30
Opponents	315	3470	11.0	50	16

**Sacks:** Douglass 9, Johnson 7, Brown 5, T.Jones 4, Anderson 3.5, \*Carreker 3, Martin 3, Scott 3, Cumby 2.5, Murphy 2, \*Humphrey 1, Neill 1, Packers 44, Opponents 42

\* — rookie

Interceptions	No	Yds	Avg	Long	TD
*Flynn	9	106	11.8	31	0
T.Lewis	7	151	21.6	99t	1
Lee	3	33	11.0	14	0
Anderson	3	24	8.0	22	0
Hood	1	8	8.0	8	0
Cumby	1	7	7.0	7	0
Brown	1	5	5.0	5t	1
Murphy	1	4	4.0	8	0
McLeod	1	0	0.0	0	0
Packers	27	338	12.5	99t	2
Opponents	30	317	10.6	53t	2

Punting	No	Yds	Avg	TB	In	Lg	B
Scribner	85	3596	42.3	12	18	61	0
Packers	85	3596	42.3	12	18	61	0
Opponents	89	3643	40.9	4	13	63	0

Punt Returns	Ret	FC	Yds	Avg	Long	TD
Epps	29	10	199	6.9	39	0
*Flynn	15	4	128	8.5	20	0
Hayes	4	0	24	6.0	10	0
Murphy	0	2	0	0.0	0	0
Packers	48	16	351	7.3	39	0
Opponents	46	5	368	8.0	22	0

Kickoff Returns	No	Yds	Avg	Long	TD
Rodgers	39	843	21.6	97t	1
Huckleby	14	261	18.6	54	0
Epps	12	232	19.3	47	0
*D.Jones	1	19	19.0	19	0
Prather	1	7	7.0	7	0
Packers	67	1362	20.3	97t	1
Opponents	73	1171	16.0	51	0

**Primary Starters**

WR	J.Lofton	LE	*A.Carreker
LT	K.Swanke	RE	T.Jones
LG	T.Huffman	RT	*D.Humphrey
C	L.McCarren	LOLB	J.Anderson
RG	R.Hallstrom	LILB	R.Scott
RT	G.Koch	RILB	G.Cumby
TE	P.Coffman	ROLB	M.Douglass
WR	J.Jefferson	RCB	M.Lee
QB	L.Dickey	RCB	T.Lewis
RB	E.Ivery	SS	M.Murphy
	G.Ellis	FS	*T.Flynn
FB	J.Clark		
	G.Ellis		

Passing	Att	Cmp	Yds	Cmp%	Yds/Att	TD	TD%	Int	Int%	LG	Sck/Yds	RtnG
*Dickey	401	237	3195	59.1	7.97	25	6.2	19	4.7	79t	42/244	85.6
Wright	62	27	310	43.5	5.00	2	3.2	6	9.7	56	4/17	30.4
Campbell	38	16	218	42.1	5.74	3	7.9	5	13.2	43t	5/46	47.8
Ellis	4	1	17	25.0	4.25	0	0.0	0	0.0	17	1/3	44.8
Scribner	1	0	0	0.0	0.00	0	0.0	0	0.0	0	0/0	39.6
Packers	506	281	3740	55.5	7.39	30	5.9	30	5.9	79t	42/310	74.2
Opponents	551	315	3470	57.2	6.30	16	2.9	27	4.9	50	44/324	65.2

ADMIN. & COACHES

VETERANS

DRAFT & FREE AGENTS

2022 REVIEW

1984

LAMBEAU FIELD

MISC.



# 1985 8-8-0, .500, SECOND, NFC CENTRAL

Head Coach:	Forrest Gregg	GB	Opp	Attend	Site	Starting QB	Temp	
S 8	@ New England Patriots	L	20	26	49,488	SuS	L.Dickey	86
S 15	New York Giants (GB)	W	23	20	56,149	LF	L.Dickey	70
S 22	New York Jets (Milw)	L	3	24	53,667	CoS	L.Dickey	72
S 29	@ St. Louis Cardinals	L	28	43	48,598	BuS	R.Wright	66
O 6	Detroit Lions (GB)	W	43	10	59,914	LF	L.Dickey	50
O 13	Minnesota Vikings (Milw)	W	20	17	54,674	CoS	L.Dickey	58
O 21	@ Chicago Bears	L	7	23	65,095	SF	L.Dickey	53
O 27	@ Indianapolis Colts	L	10	37	59,708	HD	L.Dickey	dome
N 3	Chicago Bears (GB)	L	10	16	55,343	LF	J.Zorn	44
N 10	@ Minnesota Vikings	W	27	17	59,970	MD	J.Zorn	dome
N 17	New Orleans Saints (Milw)	W	38	14	52,104	CoS	L.Dickey	41
N 24	@ Los Angeles Rams	L	17	34	52,710	AnS	L.Dickey	60
D 1	Tampa Bay Buccaneers (GB)	W	21	0	19,856	LF	L.Dickey	30
D 8	Miami Dolphins (GB)	L	24	34	52,671	LF	J.Zorn	23
D 15	@ Detroit Lions	W	26	23	49,379	PSD	J.Zorn	dome
D 22	@ Tampa Bay Buccaneers	W	20	17	33,992	TaS	J.Zorn	55
		337	355	819,318				
<b>Home:</b> 5-3 (400,378)		<b>Away:</b> 3-5 (418,940)						

	GB	Opp	Rushing	No	Yds	Avg	Long	TD
<b>Total First Downs</b>	318	310	Ivery	132	636	4.8	34	2
Rushing	114	111	Clark	147	633	4.3	80	5
Passing	172	178	Ellis	104	571	5.5	39t	5
Penalty	32	21	*Ellerson	32	205	6.4	37t	2
<b>Third Downs</b>	66/200	80/213	Epps	5	103	20.6	34	1
Efficiency	33.0	37.6	Huckleby	8	41	5.1	15	0
<b>Fourth Downs</b>	6/12	6/15	Lofton	4	14	3.5	21	0
Efficiency	50.0	40.0	Zorn	10	9	0.9	8	0
<b>Possession Avg.</b>	28:59	31:01	Wright	8	8	1.0	8	0
<b>Total Net Yards</b>	5371	5173	Prather	1	0	0.0	0	0
Avg. Per Game	335.7	323.3	West	1	0	0.0	0	0
Total Plays	1033	1051	Dickey	18	-12	-0.7	3	1
Avg. Per Play	5.2	4.9	<b>Packers</b>	<b>470</b>	<b>2208</b>	<b>4.7</b>	<b>80</b>	<b>16</b>
<b>Net Yards Rushing</b>	2208	2047	<b>Opponents</b>	<b>494</b>	<b>2047</b>	<b>4.1</b>	<b>65t</b>	<b>17</b>
Avg. Per Game	138.0	127.9						
Total Rushes	470	494						
<b>Net Yards Passing</b>	3163	3126						
Avg. Per Game	197.7	195.4						
Sacked/Yards Lost	50/389	48/383						
Gross Yards	3552	3509						
Att./Completions	513/267	509/295						
Completion Pct.	52.0	58.0						
Had Intercepted	27	15						
<b>Punts/Average</b>	82/39.8	77/42.7						
Net Punting Avg.	82/32.8	77/35.3						
<b>Penalties/Yards</b>	101/798	102/797						
<b>Fumbles/Ball Lost</b>	39/18	44/25						
<b>Touchdowns</b>	40	43						
Rushing	16	17						
Passing	21	22						
Returns	3	4						
<b>By Quarter</b>	<b>Q1</b>	<b>Q2</b>	<b>Q3</b>	<b>Q4</b>	<b>OT</b>	<b>Pts</b>		
Packers	50	82	89	116	0	337		
Opponents	68	109	66	112	0	355		

NFC Central	W	L	I	Pct	Pts	OP
Chicago	15	1	0	.938	456	198
<b>Green Bay</b>	<b>8</b>	<b>8</b>	<b>0</b>	<b>.500</b>	<b>337</b>	<b>355</b>
Minnesota	7	9	0	.438	346	359
Detroit	7	9	0	.438	307	366
Tampa Bay	2	14	0	.125	294	448

Receiving	No	Yds	Avg	Long	TD
Lofton	69	1153	16.7	56t	4
Coffman	49	666	13.6	32	6
Epps	44	683	15.5	63	3
Ivery	28	270	9.6	24	2
Clark	24	252	10.5	55t	2
Ellis	24	206	8.6	35	0
Dennard	13	182	14.0	34	2
West	8	95	11.9	30	1
Huckleby	5	27	5.4	8	0
*Ellerson	2	15	7.5	11	0
Moore	1	3	3.0	3t	1
<b>Packers</b>	<b>267</b>	<b>3552</b>	<b>13.3</b>	<b>63</b>	<b>21</b>
<b>Opponents</b>	<b>295</b>	<b>3509</b>	<b>11.9</b>	<b>61t</b>	<b>22</b>

**Sacks:** Johnson 9.5, Carreker 9, Anderson 6, Murphy 4, Brown 3, Martin 3, \*Noble 3, Scott 3, Butler 2, Humphrey 2, Prather 2, Douglass 1.5, Packers 48, Opponents 50

\* — rookie

Passing	Att	Cmp	Yds	Cmp%	Yds/Att	TD	TD%	Int	Int%	LG	Sck/Yds	Rtg
Dickey	314	172	2206	54.8	7.03	15	4.8	17	5.4	63	30/226	70.4
Zorn	123	56	794	45.5	6.46	4	3.3	6	4.9	56t	11/89	57.4
Wright	74	39	552	52.7	7.46	2	2.7	4	5.4	38	8/67	63.6
Ellis	1	0	0	0.0	0.00	0	0.0	0	0.0	0	0/0	39.6
Ivery	1	0	0	0.0	0.00	0	0.0	0	0.0	0	1/7	39.6
<b>Packers</b>	<b>513</b>	<b>267</b>	<b>3552</b>	<b>52.0</b>	<b>6.92</b>	<b>21</b>	<b>4.1</b>	<b>27</b>	<b>5.3</b>	<b>63</b>	<b>50/389</b>	<b>66.0</b>
<b>Opponents</b>	<b>509</b>	<b>295</b>	<b>3509</b>	<b>58.0</b>	<b>6.89</b>	<b>22</b>	<b>4.3</b>	<b>15</b>	<b>2.9</b>	<b>61t</b>	<b>48/383</b>	<b>81.2</b>

Primary Starters			
WR	J.Lofton	LE	A.Carreker
LT	K.Swanke	R.Brown	
LG	K.Uecker	NT	C.Martin
	*R.Moran		D.Humphrey
C	M.Cannon	RE	E.Johnson
RG	R.Hallstrom	LOLB	J.Anderson
RT	G.Koch	LILB	R.Scott
TE	P.Coffman	RILB	*B.Noble
WR	P.Epps	ROLB	M.Douglass
QB	L.Dickey	LCB	M.Lee
	J.Zorn	RCB	T.Lewis
RB	G.Ellis	SS	M.Murphy
	E.Ivery	FS	T.Flynn
FB	J.Clark		

Scoring	TD	Ru	Pa	Rt	PAT	FG	S	Pts
Del Greco	0	0	0	0	38/40	19/26	0	95
Clark	7	5	2	0	0	0	0	42
Coffman	6	0	6	0	0	0	0	36
Ellis	5	5	0	0	0	0	0	30
Epps	4	1	3	0	0	0	0	24
Ivery	4	2	2	0	0	0	0	24
Lofton	4	0	4	0	0	0	0	24
Dennard	2	0	2	0	0	0	0	12
*Ellerson	2	2	0	0	0	0	0	12
Dickey	1	1	0	0	0	0	0	6
Douglass	1	0	0	1	0	0	0	6
T.Lewis	1	0	0	1	0	0	0	6
Moore	1	0	1	0	0	0	0	6
Murphy	1	0	1	0	0	0	0	6
West	1	0	1	0	0	0	0	6
Brown	0	0	0	0	0	0	1	2
<b>Packers</b>	<b>40</b>	<b>16</b>	<b>21</b>	<b>3</b>	<b>38/40</b>	<b>19/26</b>	<b>1</b>	<b>337</b>
<b>Opponents</b>	<b>43</b>	<b>17</b>	<b>22</b>	<b>4</b>	<b>41/43</b>	<b>16/31</b>	<b>4</b>	<b>355</b>

Field Goals	1-19	20-29	30-39	40-49	50+
Del Greco	0/0	10/12	4/4	5/9	0/1
<b>Packers</b>	<b>0/0</b>	<b>10/12</b>	<b>4/4</b>	<b>5/9</b>	<b>0/1</b>
<b>Opponents</b>	<b>2/2</b>	<b>8/11</b>	<b>4/7</b>	<b>1/8</b>	<b>1/3</b>
<b>Del Greco:</b> (40N)(40G)(39G)(33G,21G)					
(45G,22G)(42B)(29G)(40G)(52N,46G,28G)(27G)					
(38G)(25B,24N)(22G,42N)(38G,29G,25G,27G)					
(47N,24G,40G)					
<b>Opponents:</b> (34G)(23G,52G,47N)(50N,25G)					
(27N,22G,36G)(22G,27N,24N)(47N,18G)					
(0)(24G,26G,47N,22G,44B)(51N,24G)(					
(40N,43G,31N,32G)(33N)(30B)(19G)					
(33G,41N,48N)					

Interceptions	No	Yds	Avg	Long	TD
T.Lewis	4	4	1.0	4	0
Douglass	2	126	63.0	80t	1
Murphy	2	50	25.0	50t	1
Scott	2	50	25.0	30	0
Anderson	2	2	1.0	2	0
Lee	1	23	23.0	23	0
Flynn	1	7	7.0	7	0
Cade	1	0	0.0	0	0
<b>Packers</b>	<b>15</b>	<b>262</b>	<b>17.5</b>	<b>80t</b>	<b>2</b>
<b>Opponents</b>	<b>27</b>	<b>326</b>	<b>12.1</b>	<b>67</b>	<b>1</b>

Punting	No	Yds	Avg	TB	LG	B
Prokop	56	2210	39.5	6	9	66
Bracken	26	1052	40.5	2	1	54
<b>Packers</b>	<b>82</b>	<b>3262</b>	<b>39.8</b>	<b>8</b>	<b>10</b>	<b>66</b>
<b>Opponents</b>	<b>77</b>	<b>3290</b>	<b>42.7</b>	<b>10</b>	<b>24</b>	<b>68</b>

Punt Returns	Ret	FC	Yds	Avg	Long	TD
Epps	15	3	146	9.7	46	0
*Stanley	14	3	179	12.8	27	0
Flynn	7	4	41	5.9	13	0
Hayes	1	0	0	0.0	0	0
Murphy	1	0	4	4.0	4	0
<b>Packers</b>	<b>38</b>	<b>10</b>	<b>370</b>	<b>9.7</b>	<b>46</b>	<b>0</b>
<b>Opponents</b>	<b>46</b>	<b>10</b>	<b>411</b>	<b>8.9</b>	<b>47</b>	<b>0</b>

Kickoff Returns	No	Yds	Avg	Long	TD
*Ellerson	29	521	18.0	32	0
Ellis	13	247	19.0	40	0
Epps	12	279	23.3	48	0
*Stanley	9	212	23.6	36	0
Anderson	1	14	14.0	14	0
Flynn	1	20	20.0	20	0
Jones	1	11	11.0	11	0
*Stills	1	14	14.0	14	0
<b>Packers</b>	<b>67</b>	<b>1318</b>	<b>19.7</b>	<b>48</b>	<b>0</b>
<b>Opponents</b>	<b>71</b>	<b>1570</b>	<b>22.1</b>	<b>98t</b>	<b>2</b>

COMMUNITY  
 ADMIN. & COACHES  
 VETERANS  
 DRAFT & FREE AGENTS  
 REVIEW  
 1985

LANBEAU FIELD  
 MISC.

# 4-12-0, .250, FOURTH, NFC CENTRAL 1986

Head Coach: Forrest Gregg		GB	Opp	Attend	Site	Starting QB	Temp
S 7	Houston Oilers (GB)	L 3	31	54,065	LF	R.Wright	58
S 14	@ New Orleans Saints	L 10	24	46,383	LSF	R.Wright	dome
S 22	Chicago Bears (GB)	L 12	25	55,527	LF	R.Wright	65
S 28	@ Minnesota Vikings	L 7	42	60,478	MD	R.Wright	dome
O 5	Cincinnati Bengals (Milw)	L 28	34	51,230	CoS	R.Wright	60
O 12	Detroit Lions (GB)	L 14	21	52,290	LF	R.Wright	45
O 19	@ Cleveland Browns	W 17	14	76,438	CMS	R.Wright	53
O 26	San Francisco 49ers (Milw)	L 17	31	50,557	CoS	R.Wright	53
N 2	@ Pittsburgh Steelers	L 3	27	52,831	TRS	R.Wright	48
N 9	Washington Redskins (GB)	L 7	16	47,728	LF	R.Wright	27
N 16	Tampa Bay Buccaneers (Milw)	W 31	7	48,271	CoS	R.Wright	41
N 23	@ Chicago Bears	L 10	12	59,291	SF	R.Wright	44
N 27	@ Detroit Lions	W 44	40	61,199	PSD	R.Wright	dome
D 7	Minnesota Vikings (GB)	L 6	32	47,637	LF	R.Wright	32
D 14	@ Tampa Bay Buccaneers	W 21	7	30,099	TaS	R.Wright	74
D 20	@ New York Giants	L 24	55	71,351	GS	R.Wright	40
		254	418	865,375			
Home: 1-7 (407,305)		Away: 3-5 (458,070)					

Scoring	TD	RU	PA	RET	PAT	FG	S	PTS
Del Greco	0	0	0	0	29/29	17/27	0	80
Carruth	4	2	2	0	0	0	0	24
Epps	4	0	4	0	0	0	0	24
Lofton	4	0	4	0	0	0	0	24
Ellerson	3	3	0	0	0	0	0	18
Stanley	3	0	2	1	0	0	0	18
Ellis	2	2	0	0	0	0	0	12
M.Lewis	2	0	2	0	0	0	0	12
*Davis	1	0	1	0	0	0	0	6
Ivery	1	0	1	0	0	0	0	6
Ross	1	0	1	0	0	0	0	6
Simmons	1	0	1	0	0	0	0	6
Stills	1	0	0	1	0	0	0	6
West	1	0	1	0	0	0	0	6
Wright	1	1	0	0	0	0	0	6
Packers	29	8	18	3	29/29	17/27	0	254
Opponents	52	16	5	4	48/52	18/25	2	418

	GB	Opp
<b>Total First Downs</b>	286	313
Rushing	96	135
Passing	172	151
Penalty	18	27
<b>Third Downs</b>	79/222	94/217
Efficiency	35.6	43.3
<b>Fourth Downs</b>	13/25	7/14
Efficiency	52.0	50.0
<b>Possession Avg.</b>	28:54	31:06
<b>Total Net Yards</b>	5061	5015
Avg. Per Game	316.3	313.4
Total Plays	1026	1041
Avg. Per Play	4.9	4.8
<b>Net Yards Rushing</b>	1614	2095
Avg. Per Game	100.9	130.9
Total Rushes	424	565
<b>Net Yards Passing</b>	3447	2920
Avg. Per Game	215.4	182.5
Sacked/Yards Lost	37/261	28/222
Gross Yards	3708	3142
Att./Completions	565/305	448/267
Completion Pct.	54.0	59.6
Had Intercepted	27	20
<b>Points/Average</b>	75/37.7	70/39.6
Net Punting Avg.	75/32.2	70/31.3
<b>Penalties/Yards</b>	128/949	79/657
<b>Fumbles/Ball Lost</b>	35/18	32/12
<b>Touchdowns</b>	29	52
Rushing	8	16
Passing	18	31
Returns	3	5

By Quarter	Q1	Q2	Q3	Q4	OT	Pts
Packers	57	80	65	52	0	254
Opponents	124	106	78	110	0	418

	Rushing	No	Yds	Avg	Long	TD
*Davis	.114	519	4.6	50	0	0
Ellis	.84	345	4.1	24	2	2
Carruth	.81	308	3.8	42	2	2
Ellerson	.90	287	3.2	18	3	0
Clark	.18	41	2.3	9	0	0
Wright	.18	41	2.3	18	1	1
Ivery	.4	25	6.3	15	0	0
Stanley	.1	19	19.0	19	0	0
Epps	.4	18	4.5	20	0	0
Fusina	.7	11	1.6	6	0	0
Ferragamo	.1	0	0.0	0	0	0
Renner	.1	0	0.0	0	0	0
Swanke	.1	0	0.0	0	0	0
<b>Packers</b>	<b>.424</b>	<b>1614</b>	<b>3.8</b>	<b>50</b>	<b>8</b>	<b>16</b>
<b>Opponents</b>	<b>.565</b>	<b>2095</b>	<b>3.7</b>	<b>41t</b>	<b>16</b>	<b>16</b>

NFC Central	W	L	T	Pct	Pts	OP
Chicago	14	2	0	.875	352	187
Minnesota	9	7	0	.563	398	273
Detroit	5	11	0	.313	277	326
<b>Green Bay</b>	<b>4</b>	<b>12</b>	<b>0</b>	<b>.250</b>	<b>254</b>	<b>418</b>
Tampa Bay	2	14	0	.125	239	473

	Receiving	No	Yds	Avg	Long	TD
Lofton	.64	840	13.1	36	4	4
Epps	.49	612	12.5	53t	4	2
Stanley	.35	723	20.7	62	2	2
Ivery	.31	385	12.4	42	1	1
Ellis	.24	258	10.8	29	0	0
Carruth	.24	134	5.6	19	2	1
*Davis	.21	142	6.8	18	1	1
Ross	.17	143	8.4	16	1	1
West	.15	199	13.3	46t	1	1
Ellerson	.12	130	10.8	32	0	0
Clark	.6	41	6.8	12	0	0
*Moffitt	.4	87	21.8	34	0	0
M.Lewis	.2	7	3.5	4t	2	2
Franz	.1	7	7.0	7	0	0
<b>Packers</b>	<b>.305</b>	<b>3708</b>	<b>12.2</b>	<b>62</b>	<b>18</b>	<b>18</b>
<b>Opponents</b>	<b>.267</b>	<b>3142</b>	<b>11.8</b>	<b>84</b>	<b>31</b>	<b>31</b>

**Sacks:** \*Harris 8, Greenwood 3, Johnson 3, Carreker 2.5, Brown 2, Noble 2, Leopold 1.5, Cade 1, Greene 1, Martin 1, Scott 1, Thomas 1, \*Watts 1, Packers 28, Opponents 37

— rookie

Field Goals	1-19	20-29	30-39	40-49	50+
Del Greco	0/0	8/8	4/6	3/9	2/4
<b>Packers</b>	<b>0/0</b>	<b>8/8</b>	<b>4/6</b>	<b>3/9</b>	<b>2/4</b>
<b>Opponents</b>	<b>1/1</b>	<b>7/8</b>	<b>6/8</b>	<b>3/5</b>	<b>1/3</b>

**Del Greco:** (26G, 40N)(50G)  
 (22G, 46G, 45G, 50G, 52N)(0)(0)(24G)(57N, 42N, 22G)  
 (34G, 43N)(37N, 40N)(27G, 49B)(33N, 22G)  
 (34G, 48G, 24G, 46N)(39G, 20G)(0)(34G)  
**Opponents:** (20G)(20G)(34G, 52G, 27G)  
 (25B)(48N)(30N)(0)(35N, 27G)(25G, 40G, 56N)  
 (30G)(50B)(46N, 32G)(44G, 30G, 32G, 19G)  
 (28G, 31G)(0)(46G, 26G)

Interceptions	No	Yds	Avg	Long	TD
Lee	.9	33	3.7	11	0
Cade	.4	26	6.5	18	0
Greene	.2	0	0.0	0	0
Stills	.1	58	58.0	58t	1
Leopold	.1	21	21.0	21	0
*Watts	.1	6	6.0	6	0
Anderson	.1	3	3.0	3	0
Flynn	.1	0	0.0	0	0
<b>Packers</b>	<b>.20</b>	<b>147</b>	<b>7.4</b>	<b>58t</b>	<b>1</b>
<b>Opponents</b>	<b>.27</b>	<b>357</b>	<b>13.2</b>	<b>88t</b>	<b>3</b>

Punting	No	Yds	Avg	TB	In	Lg	B
Bracken	.55	2203	40.1	5	6	63	2
Renner	.15	622	41.5	1	2	50	3
<b>Packers</b>	<b>.75</b>	<b>2825</b>	<b>37.7</b>	<b>6</b>	<b>8</b>	<b>63</b>	<b>5</b>
<b>Opponents</b>	<b>.70</b>	<b>2769</b>	<b>39.6</b>	<b>13</b>	<b>16</b>	<b>61</b>	<b>2</b>

Punt Returns	Ret	FC	Yds	Avg	Long	TD
Stanley	.33	7	316	9.6	83t	1
<b>Packers</b>	<b>.33</b>	<b>7</b>	<b>316</b>	<b>9.6</b>	<b>83t</b>	<b>1</b>
<b>Opponents</b>	<b>.44</b>	<b>5</b>	<b>287</b>	<b>6.5</b>	<b>17</b>	<b>0</b>

Kickoff Returns	No	Yds	Avg	Long	TD
Stanley	.28	559	20.0	55	0
*Davis	.12	231	19.3	35	0
*Watts	.12	239	19.9	40	0
Stills	.10	209	20.9	38	0
Ellerson	.7	154	22.0	57	0
Carruth	.4	40	10.0	20	0
*Berry	.1	16	16.0	16	0
Epps	.1	21	21.0	21	0
Noble	.1	1	1.0	1	0
<b>Packers</b>	<b>.62</b>	<b>1470</b>	<b>19.3</b>	<b>57</b>	<b>0</b>
<b>Opponents</b>	<b>.62</b>	<b>1181</b>	<b>19.0</b>	<b>64</b>	<b>0</b>

### Primary Starters

WR	J.Lofton	LE	A.Carreker
LT	K.Ruettgers	NT	C.Martin
LG	*T.Neville	D.Humphrey	
C	K.Swanke	RE	R.Brown
	M.Cannon	LOLB	*T.Harris
RG	R.Hallstrom	J.Anderson	
RT	A.Veingrad	LILB	R.Scott
TE	D.Ross	RILB	J.Dorsey
	E.West	B.Noble	
WR	P.Epps	ROLB	B.Noble
QB	R.Wright	B.Leopold	
RB	G.Ellerson (6)	LCB	M.Lee
	*K.Davis (6)	RCB	M.Cade
	G.Ellis (4)	SS	T.Greene
FB	P.Carruth	FS	K.Stills
			T.Flynn

Passing	Att	Cmp	Yds	Cmp%	Yds/Att	TD	TD%	Int	Int%	LG	Sck/Yds	Rtg
Wright	.492	263	3247	53.5	6.60	17	3.5	23	4.7	62	33/243	66.2
Ferragamo	.40	23	283	57.5	7.08	1	2.5	3	7.5	50	1/15	56.6
Fusina	.32	19	178	59.4	5.56	0	0.0	1	3.1	42	1/3	61.7
Lofton	.1	0	0	0.0	0.00	0	0.0	0	0.0	0	0/0	39.6
<b>Packers</b>	<b>.565</b>	<b>305</b>	<b>3708</b>	<b>54.0</b>	<b>6.56</b>	<b>18</b>	<b>3.2</b>	<b>27</b>	<b>4.8</b>	<b>62</b>	<b>37/261</b>	<b>65.1</b>
<b>Opponents</b>	<b>.448</b>	<b>267</b>	<b>3142</b>	<b>59.6</b>	<b>7.01</b>	<b>31</b>	<b>6.9</b>	<b>20</b>	<b>4.5</b>	<b>84</b>	<b>28/222</b>	<b>65.4</b>

COMMUNITY

ADMIN. & COACHES

VETERANS

DRAFT & FREE AGENTS

2022 REVIEW

1986

LAMBEAU FIELD

MISC.

# 1987 5-9-1, .367, THIRD, NFC CENTRAL

Head Coach: Forrest Gregg		GB	Opp	Attend	Site	Starting QB	Temp	
S 13	Los Angeles Raiders (GB)	L	0	20	54,983	LF	R.Wright	65
S 20	Denver Broncos (Milw)	T	17	17	50,624	CoS	D.Majkowski	58
O 4	@ Minnesota Vikings	*W	23	16	13,911	MD	A.Risher	dome
O 11	Detroit Lions (GB)	*+L	16	19	35,779	LF	A.Risher	dome
O 18	Philadelphia Eagles (GB)	*+W	16	10	35,842	LF	A.Risher	52
O 25	@ Detroit Lions	W	34	33	27,278	PSD	D.Majkowski	dome
N 1	Tampa Bay Buccaneers (Milw)	L	17	23	50,308	CoS	D.Majkowski	52
N 8	Chicago Bears (GB)	L	24	26	53,320	LF	R.Wright	41
N 15	@ Seattle Seahawks	L	13	24	60,963	KD	R.Wright	dome
N 22	@ Kansas City Chiefs	W	23	3	34,611	ArS	D.Majkowski	56
N 29	@ Chicago Bears	L	10	23	61,638	SF	R.Wright	42
D 6	San Francisco 49ers (GB)	L	12	23	51,118	LF	R.Wright	33
D 13	Minnesota Vikings (Milw)	W	16	10	47,059	CoS	R.Wright	33
D 19	@ New York Giants	L	10	20	51,013	GS	R.Wright	34
D 27	@ New Orleans Saints	L	24	33	68,364	LSD	D.Majkowski	dome
				255	300	696,811		

Home: 2-5-1 (379,033) Away: 3-4 (317,778)\* — replacement game; + — overtime  
**Game Lost to Strike:** S 27 @ Tampa Bay Buccaneers

	GB	Opp	Rushing	No	Yds	Avg	Long	TD
<b>Total First Downs</b>	248	296	Davis	109	413	3.8	39t	3
Rushing	97	118	*Fullwood	84	274	3.3	18	5
Passing	133	152	Willhite	53	251	4.7	61	0
Penalty	18	26	Clark	56	211	3.8	57	0
<b>Third Downs</b>	68/217	86/220	Carruth	64	192	3.0	23	3
Efficiency	31.3	39.1	*Majkowski	15	127	8.5	33	0
<b>Fourth Downs</b>	2/8	10/14	Wright	13	70	5.4	27	0
Efficiency	25.0	71.4	Risher	11	64	5.8	15	1
<b>Possession Avg.</b>	29:02	30:58	Stanley	4	38	9.5	24	0
<b>Total Net Yards</b>	4482	4923	Hargrove	11	38	3.5	7	0
Avg. Per Game	298.8	328.2	Parker	8	33	4.1	17	0
Total Plays	964	1024	Weigel	10	26	2.6	7	0
Avg. Per Play	4.6	4.8	*Sterling	5	20	4.0	9	0
<b>Net Yards Rushing</b>	1801	1920	Thomas	5	19	3.8	5	0
Avg. Per Game	120.1	128.0	*La.Morris	8	18	2.3	10	0
Total Rushes	464	521	Cook	2	3	1.5	2	0
<b>Net Yards Passing</b>	2681	3003	*Scott	1	2	2.0	2	0
Avg. Per Game	178.7	200.2	*La.Morris	2	2	1.0	4	0
Sacked/Yards Lost	45/296	34/197	Epps	1	0	0.0	0	0
Gross Yards	2977	3200	Hunter	1	0	0.0	0	0
Att./Completions	455/234	469/279	*Neal	1	0	0.0	0	0
Completion Pct.	51.4	59.5	<b>Packers</b>	<b>464</b>	<b>1801</b>	<b>3.9</b>	<b>61</b>	<b>13</b>
Had Intercepted	17	18	<b>Opponents</b>	<b>521</b>	<b>1920</b>	<b>3.7</b>	<b>57t</b>	<b>15</b>
<b>Punts/Average</b>	93/39.3	77/40.1	<b>Receiving</b>	<b>No</b>	<b>Yds</b>	<b>Avg</b>	<b>Long</b>	<b>TD</b>
Net Punting Avg.	93/33.5	77/34.0	Stanley	38	672	17.7	70t	3
<b>Penalties/Yards</b>	135/1103	104/852	*Neal	36	420	11.7	38	3
<b>Fumbles/Ball Lost</b>	35/18	42/24	Epps	34	516	15.2	40	2
<b>Touchdowns</b>	28	31	Clark	22	119	5.4	19	1
Rushing	13	15	West	19	261	13.7	40	1
Passing	15	14	*La.Morris	16	259	16.2	46t	1
Returns	2	2	Davis	14	110	7.9	35	0
<b>By Quarter</b>	Q1	Q2	Q3	Q4	OT	Pts		
Packers	80	75	42	52	6	255		
Opponents	40	98	71	88	3	300		

NFC Central						
	W	L	T	Pct	Pts	OP
Chicago	11	4	0	.733	356	282
Minnesota	8	7	0	.533	336	335
<b>Green Bay</b>	<b>5</b>	<b>9</b>	<b>1</b>	<b>.367</b>	<b>255</b>	<b>300</b>
Tampa Bay	4	11	0	.267	286	360
Detroit	4	11	0	.267	269	384

Primary Starters					
WR	P.Epps	LE	A.Carreker		
LT	K.Ruettgers	NT	J.Boyersker		
LG	R.Moran	D.Caldwell			
C	M.Cannon	RE	R.Brown		
RG	R.Hallstrom	LOLB	J.Anderson		
RT	K.Uecker	LILB	B.Noble		
	S.Collier	RILB	*J.Holland		
TE	E.West	ROLB	T.Harris		
WR	W.Stanley	LCB	M.Lee		
QB	R.Wright	RCB	D.Brown		
	*D.Majkowski	SS	M.Murphy		
RB	K.Davis	FS	K.Stills		
FB	J.Clark				

**Sacks:** Harris 7, J.Anderson 4, Carreker 4, R.Brown 3, Boyersker 2, \*Drost 2, E.Johnson 2, Murphy 2, Browner 1, \*Holland 1, K.Johnson 1, Jordan 1, Martin 1, J.Morris 1, Noble 1, \*Caldwell 0.5, \*Sullivan 0.5, Packers 34, Opponents 45

	1-19	20-29	30-39	40-49	50+
<b>Field Goals</b>	0/0	3/3	6/7	7/8	0/1
Zendejas	0/0	0/0	13/15	16/19	0/1
*Fullwood	5	0	0	0	0
Del Greco	0	0	0	11/11	5/10
Carruth	4	3	1	0	0
Davis	3	3	0	0	0
*Neal	3	0	3	0	0
Stanley	3	0	3	0	0
Eggs	2	0	2	0	0
Clark	1	0	1	0	0
Hargrove	1	0	1	0	0
*Le.Morris	1	0	1	0	0
*Paskett	1	0	1	0	0
Risher	1	0	1	0	0
Summers	1	0	1	0	0
Thomas	1	0	1	0	0
West	1	0	1	0	0
<b>Packers</b>	<b>28</b>	<b>13</b>	<b>15</b>	<b>24</b>	<b>26</b>
<b>Opponents</b>	<b>31</b>	<b>15</b>	<b>14</b>	<b>29</b>	<b>30</b>

	No	Yds	Avg	Long	TD
<b>Interceptions</b>	3	135	45.0	73	0
J.Morris	3	16	5.3	11	0
D.Brown	2	22	11.0	13	0
J.Anderson	2	4	2.0	4	0
*Holland	1	14	14.0	14	0
Mansfield	1	11	11.0	11	0
Greene	1	10	10.0	10	0
Noble	1	6	6.0	6	0
Carreker	1	2	2.0	2	0
K.Johnson	1	0	0.0	0	0
*Harrison	1	0	0.0	0	0
Lee	1	0	0.0	0	0
Melka	1	0	0.0	0	0
<b>Packers</b>	<b>18</b>	<b>220</b>	<b>12.2</b>	<b>73</b>	<b>0</b>
<b>Opponents</b>	<b>17</b>	<b>115</b>	<b>6.8</b>	<b>35</b>	<b>1</b>

	No	Yds	Avg	TB	In	Ln	LG	B
<b>Punting</b>	72	2947	40.9	5	13	65		
Bracken	20	712	35.6	1	4	49		
Renner	93	3659	39.3	6	17	65		
<b>Packers</b>	<b>77</b>	<b>3084</b>	<b>40.1</b>	<b>11</b>	<b>22</b>	<b>71</b>	<b>0</b>	<b>0</b>
<b>Opponents</b>	<b>77</b>	<b>3084</b>	<b>40.1</b>	<b>11</b>	<b>22</b>	<b>71</b>	<b>0</b>	<b>0</b>

	No	Yds	Avg	Long	TD
<b>Kickoff Returns</b>	24	510	21.3	46	0
*Fullwood	10	147	14.7	38	0
Cook	6	104	17.3	28	0
*La.Morris	4	72	18.0	20	0
*Harden	4	44	11.0	18	0
*Neal	3	47	15.7	29	0
Stanley	2	30	15.0	18	0
*Jefferson	2	32	16.0	23	0
*Scott	1	8	8.0	8	0
Carruth	1	0	0.0	0	0
Cherry	1	0	0.0	0	0
*Sterling	1	0	0.0	0	0
Willshuhn	1	1	1.0	1	0
Weithe	0	37	—	37	0
<b>Packers</b>	<b>59</b>	<b>1032</b>	<b>17.5</b>	<b>46</b>	<b>0</b>
<b>Opponents</b>	<b>61</b>	<b>1140</b>	<b>18.7</b>	<b>74</b>	<b>0</b>

	Att	Cmp	Yds	Cmp%	Yds/Att	TD	TD%	Int	Int%	LG	Sck/Yds	Rtng
<b>Passing</b>	247	132	1507	53.4	6.10	6	2.4	11	4.5	66	20/128	61.6
*Majkowski	127	55	875	43.3	6.89	5	3.9	4	2.5	70	10/77	70.0
Risher	74	44	564	59.5	7.62	3	4.1	3	4.1	46t	12/77	80.0
*Gillis	5	2	28	40.0	5.60	0	0.0	0	0.0	15	3/14	58.8
Carruth	1	1	3	100.0	3.00	1	100.0	0	0.0	3t	0/0	118.8
*Neal	1	0	0	0.0	0.00	0	0.0	0	0.0	0	0/0	39.6
<b>Packers</b>	<b>455</b>	<b>234</b>	<b>2977</b>	<b>51.4</b>	<b>6.54</b>	<b>15</b>	<b>3.3</b>	<b>17</b>	<b>3.7</b>	<b>70t</b>	<b>45/296</b>	<b>67.6</b>
<b>Opponents</b>	<b>469</b>	<b>279</b>	<b>3200</b>	<b>59.5</b>	<b>6.82</b>	<b>14</b>	<b>3.0</b>	<b>18</b>	<b>3.8</b>	<b>63t</b>	<b>34/197</b>	<b>74.0</b>

\* — rookie

COMMUNITY  
 ADMIN. & COACHES  
 VETERANS  
 DRAFT & FREE AGENTS  
 REVIEW  
 1987  
 LAMBEAU FIELD  
 MISC.

# 4-12-0, .250, FIFTH, NFC CENTRAL 1988

Head Coach: Lindy Infante		GB	Opp	Attend	Site	Starting QB	Temp
S 4	Los Angeles Rams (GB)	L	7	34	53,769	LF	R.Wright 70
S 11	Tampa Bay Buccaneers (GB)	L	10	13	52,584	LF	R.Wright 75
S 18	@ Miami Dolphins	L	17	24	54,409	JRS	R.Wright 87
S 25	Chicago Bears (GB)	L	6	24	56,492	LF	R.Wright 70
O 2	@ Tampa Bay Buccaneers	L	24	27	40,003	TaS	R.Wright 85
O 9	New England Patriots (Milw)	W	45	3	51,932	CoS	D.Majkowski 56
O 16	@ Minnesota Vikings	W	34	14	59,053	MD	D.Majkowski dome
O 23	Washington Redskins (Milw)	L	17	20	51,767	CoS	D.Majkowski 46
O 30	@ Buffalo Bills	L	0	28	79,176	RiS	D.Majkowski 40
N 6	@ Atlanta Falcons	L	0	20	29,952	FCS	D.Majkowski 54
N 13	Indianapolis Colts (GB)	L	13	20	53,492	LF	D.Majkowski 39
N 20	Detroit Lions (Milw)	L	9	19	44,327	CoS	D.Majkowski 38
N 27	@ Chicago Bears	L	0	16	62,026	SD	D.Majkowski 39
D 4	@ Detroit Lions	L	14	30	28,124	PF	R.Wright dome
D 11	Minnesota Vikings (GB)	W	18	6	48,892	LF	R.Wright 14
D 18	@ Phoenix Cardinals	W	26	17	44,586	Sdv	D.Majkowski 62
Home: 2-6 (413,255)		Away: 2-6 (397,329)		240		315 810,584	

	GB	Opp	Rushing	No	Yds	Avg	Long	TD
<b>Total First Downs</b>	280	281	Fullwood	101	483	4.8	33t	7
Rushing	78	130	Majkowski	47	225	4.8	24	1
Passing	175	136	*Woodside	83	195	2.3	10	3
Penalty	27	15	Mason	48	194	4.0	17	0
<b>Third Downs</b>	77/215	76/215	Davis	39	121	3.1	27	1
Efficiency	35.8	35.3	Carruth	49	114	2.3	14	0
<b>Fourth Downs</b>	7/14	8/16	Wright	8	43	5.4	19	2
Efficiency	50.0	50.0	Matthews	3	3	1.0	4	0
<b>Possession Avg.</b>	29:16	30:44	*Collins	2	2	1.0	2	0
<b>Total Net Yards</b>	4664	4843	Stanley	1	1	1.0	1	0
Avg. Per Game	291.5	302.7	*Sharpe	4	-2	-0.5	5	0
Total Plays	1018	1018	<b>Packers</b>	<b>385</b>	<b>1379</b>	<b>3.6</b>	<b>33t</b>	<b>14</b>
Avg. Per Play	4.6	4.8	<b>Opponents</b>	<b>514</b>	<b>2110</b>	<b>4.1</b>	<b>80t</b>	<b>17</b>
<b>Net Yards Rushing</b>	1379	2110	<b>NFC Central</b>					
Avg. Per Game	86.2	131.9	Chicago	12	4	.750	312	215
Total Rushes	385	514	Minnesota	11	5	0.688	406	233
<b>Net Yards Passing</b>	3285	2733	Tampa Bay	5	11	0.313	261	350
Avg. Per Game	205.3	170.8	Detroit	4	12	0.250	220	313
Sacked/Yards Lost	51/324	30/216	<b>Green Bay</b>	<b>4</b>	<b>12</b>	<b>0.250</b>	<b>240</b>	<b>315</b>
Gross Yards	3609	2949	<b>Receiving</b>					
Att./Completions	582/319	474/256	*Sharpe	55	791	14.4	51	1
Completion Pct.	54.8	54.0	Kemp	48	620	12.9	36	0
Had Intercepted	24	20	*Woodside	39	352	9.0	49t	2
<b>Punts/Average</b>	86/38.2	76/37.6	West	30	276	9.2	35	3
Net Punting Avg.	86/31.8	76/33.6	Stanley	28	436	15.6	56	0
<b>Penalties/Yards</b>	94/785	112/903	Carruth	24	211	8.8	31	0
<b>Fumbles/Ball Lost</b>	44/26	33/21	Scott	20	275	13.8	41	1
<b>Touchdowns</b>	29	34	Fullwood	20	128	6.4	30t	1
Rushing	14	17	Matthews	15	167	11.1	25	2
Passing	13	12	Epps	11	99	9.0	25	0
Returns	2	5	Davis	11	81	7.4	11	0
<b>By Quarter</b>	Q1	Q2	Q3	Q4	OT	Pts		
Packers	58	58	47	77	0	240		
Opponents	78	131	38	68	0	315		

	GB	Opp	Rushing	No	Yds	Avg	Long	TD
<b>Sacks:</b>	Harris 13.5, Winter 5, *Patterson 4, R.Brown 1.5, Anderson 1, Dent 1, Greene 1, Stephen 1, Stills 1, Boyarsky 0.5, Noble 0.5, Packers 30, Opponents 51							
<b>Primary Starters</b>	WR *S.Sharpe P.Kemp LT K.Ruettgers LG R.Moran C M.Cannon RG R.Hallstrom RT K.Uecker TE E.West WR *S.Sharpe	RE RE LOLB LILB RILB ROLB LCB RCB D.Brown SS FS	A.Carreker B.Winter B.Nelson R.Brown J.Anderson B.Noble J.Holland J.Holland J.Dorsey T.Harris M.Lee D.Brown M.Murphy K.Stills					

	GB	Opp	Rushing	No	Yds	Avg	Long	TD
<b>By Quarter</b>	Q1	Q2	Q3	Q4	OT	Pts		
Packers	58	58	47	77	0	240		
Opponents	78	131	38	68	0	315		
<b>Sacks:</b>	Harris 13.5, Winter 5, *Patterson 4, R.Brown 1.5, Anderson 1, Dent 1, Greene 1, Stephen 1, Stills 1, Boyarsky 0.5, Noble 0.5, Packers 30, Opponents 51							
<b>Primary Starters</b>	WR *S.Sharpe P.Kemp LT K.Ruettgers LG R.Moran C M.Cannon RG R.Hallstrom RT K.Uecker TE E.West WR *S.Sharpe	RE RE LOLB LILB RILB ROLB LCB RCB D.Brown SS FS	A.Carreker B.Winter B.Nelson R.Brown J.Anderson B.Noble J.Holland J.Holland J.Dorsey T.Harris M.Lee D.Brown M.Murphy K.Stills					

	GB	Opp	Rushing	No	Yds	Avg	Long	TD
<b>By Quarter</b>	Q1	Q2	Q3	Q4	OT	Pts		
Packers	58	58	47	77	0	240		
Opponents	78	131	38	68	0	315		
<b>Sacks:</b>	Harris 13.5, Winter 5, *Patterson 4, R.Brown 1.5, Anderson 1, Dent 1, Greene 1, Stephen 1, Stills 1, Boyarsky 0.5, Noble 0.5, Packers 30, Opponents 51							
<b>Primary Starters</b>	WR *S.Sharpe P.Kemp LT K.Ruettgers LG R.Moran C M.Cannon RG R.Hallstrom RT K.Uecker TE E.West WR *S.Sharpe	RE RE LOLB LILB RILB ROLB LCB RCB D.Brown SS FS	A.Carreker B.Winter B.Nelson R.Brown J.Anderson B.Noble J.Holland J.Holland J.Dorsey T.Harris M.Lee D.Brown M.Murphy K.Stills					

Scoring	TD	Ru	Pa	Rt	PAT	FG	S	PTS
Fullwood	8	7	1	0	0	0	0	48
Zendejas	0	0	0	0	17/19	9/16	0	44
*Woodside	5	3	2	0	0	0	0	30
West	3	0	3	0	0	0	0	18
Matthews	2	0	2	0	0	0	0	12
Wright	2	2	0	0	0	0	0	12
Dawson	0	0	0	0	1/2	3/5	0	10
Harris	1	0	0	0	0	0	0	6
Davis	1	1	0	0	0	0	0	6
Didier	1	0	1	0	0	0	0	6
D.Dorsey	0	0	0	0	3/4	1/3	0	6
Hackett	1	0	1	0	0	0	0	6
Majkowski	1	1	0	0	0	0	0	6
Mason	1	0	1	0	0	0	0	6
Pitts	1	0	1	0	0	0	0	6
Scott	1	0	1	0	0	0	0	6
*Sharpe	1	0	1	0	0	0	0	6
Burrow	0	0	0	0	2/4	0/1	0	2
<b>Packers</b>	<b>29</b>	<b>14</b>	<b>2</b>	<b>23/29</b>	<b>13/25</b>	<b>2</b>	<b>240</b>	
<b>Opponents</b>	<b>34</b>	<b>17</b>	<b>12</b>	<b>5</b>	<b>34/34</b>	<b>25/35</b>	<b>1</b>	<b>315</b>

Field Goals	1-19	20-29	30-39	40-49	50+
Zendejas	0/0	2/3	4/5	2/6	1/2
D.Dorsey	0/0	1/1	0/0	0/2	0/0
Dawson	0/0	2/2	1/2	0/1	0/0
Burrow	0/0	0/0	0/0	0/1	0/0
<b>Packers</b>	<b>0/0</b>	<b>5/6</b>	<b>5/7</b>	<b>2/10</b>	<b>1/2</b>
<b>Opponents</b>	<b>1/1</b>	<b>12/13</b>	<b>6/7</b>	<b>4/7</b>	<b>2/6</b>
<b>Zendejas:</b>	(1)(50G,48B,52N)(36G)(1)(44G,32N,43N)(25G,43N)(37G,22G,36G,45G)(34G,46N,24N)(0)0000000				
<b>D.Dorsey:</b>	000000000000(48N,43N)(0)(20G)(0)00000000(45N)(22G,20G)(36N,32G)0000				
<b>Burrow:</b>	0000000000000000(49B)				
<b>Opponents:</b>	(52N,33G,29G)(53G,58N,28G)(29G)(35G)(45G,54N,44G)(43G,42N)(49N)(33G,46N,20G)(54N,52G,39N,43G)(20G,25G)(22G,37G,19G,26G)(0)(26G,23G,23G)(18N,38G,37G)(20G,20N)				

Punting	No	Yds	Avg	TB	In	Lg	B
Bracken	85	3287	38.7	12	20	62	1
<b>Packers</b>	<b>86</b>	<b>3287</b>	<b>38.2</b>	<b>12</b>	<b>20</b>	<b>62</b>	<b>1</b>
<b>Opponents</b>	<b>76</b>	<b>2859</b>	<b>37.6</b>	<b>5</b>	<b>22</b>	<b>69</b>	<b>1</b>

Interceptions	No	Yds	Avg	Long	TD
Murphy	5	19	3.8	9	0
*Cecil	4	56	14.0	33	0
Lee	3	37	12.3	27	0
Stills	3	29	9.7	17	0
D.Brown	3	27	9.0	15	0
Pitts	2	56	28.0	31	0
<b>Packers</b>	<b>20</b>	<b>224</b>	<b>11.2</b>	<b>33</b>	<b>0</b>
<b>Opponents</b>	<b>24</b>	<b>386</b>	<b>16.1</b>	<b>90t</b>	<b>4</b>

Kickoff Returns	No	Yds	Avg	Long	TD
Fullwood	21	421	20.0	31	0
*Woodside	19	343	18.1	29	0
Scott	12	207	17.3	27	0
Jefferson	4	116	29.0	46	0
Stanley	2	39	19.5	22	0
Hackett	1	9	9.0	9	0
*Hill	1	1	1.0	1	0
Pitts	1	17	17.0	17	0
*Sharpe	1	17	17.0	17	0
Stills	1	4	4.0	4	0
Winter	1	7	7.0	7	0
<b>Packers</b>	<b>64</b>	<b>1181</b>	<b>18.5</b>	<b>46</b>	<b>0</b>
<b>Opponents</b>	<b>49</b>	<b>966</b>	<b>19.7</b>	<b>37</b>	<b>0</b>

COMMUNITY

ADMIN. & COACHES

VETERANS

DRAFT & FREE AGENTS

2022 REVIEW

1988

LAMBAU FIELD

MISC.



# 1989 10-6-0, .625, SECOND, NFC CENTRAL

Head Coach:	Lindy Infante	GB	Opp	Attend	Site	Starting QB	Temp
S 10	Tampa Bay Buccaneers (GB)	L	21	56,650	LF	D.Majkowski	66
S 17	New Orleans Saints (GB)	W	35	54,809	LF	D.Majkowski	71
S 24	@ Los Angeles Rams	L	38	41,577,011	AnS	D.Majkowski	86
O 1	Atlanta Falcons (Milw)	W	23	21,54,647	CoS	D.Majkowski	70
O 8	Dallas Cowboys (GB)	W	31	13,56,656	LF	D.Majkowski	47
O 15	@ Minnesota Vikings	L	14	26,62,075	MD	D.Majkowski	dome
O 22	@ Miami Dolphins	L	20	23,56,624	JRS	D.Majkowski	78
O 29	Detroit Lions (Milw)	+W	23	20,53,731	CoS	D.Majkowski	67
N 5	Chicago Bears (GB)	W	14	13,56,556	LF	D.Majkowski	53
N 12	@ Detroit Lions	L	22	31,44,324	PSD	D.Majkowski	dome
N 19	@ San Francisco 49ers	W	21	17,62,219	CP	D.Majkowski	78
N 26	Minnesota Vikings (Milw)	W	20	19,55,592	CoS	D.Majkowski	41
D 3	@ Tampa Bay Buccaneers	W	17	16,58,120	TaS	D.Majkowski	60
D 10	Kansas City Chiefs (GB)	L	3	21,56,694	LF	D.Majkowski	23
D 17	@ Chicago Bears	W	40	28,44,781	SF	D.Majkowski	10
D 24	@ Dallas Cowboys	W	20	10,41,265	TxS	D.Majkowski	35
			362	356	872,444		
Home: 6-2 (445,335)		Away: 4-4 (427,109)				+ — overtime	

	GB	Opp				
<b>Total First Downs</b>	342	307				
Rushing	114	116				
Passing	207	179				
Penalty	21	12				
<b>Third Downs</b>	93/204	86/191				
Efficiency	45.6	45.0				
<b>Fourth Downs</b>	8/12	5/6				
Efficiency	66.7	83.3				
<b>Possession Avg.</b>	30:21	29:39				
<b>Total Net Yards</b>	5780	5347				
Avg. Per Game	361.3	334.2				
Total Plays	1045	970				
Avg. Per Play	5.5	5.5				
<b>Net Yards Rushing</b>	1732	2008				
Avg. Per Game	108.3	125.5				
Total Rushes	397	460				
<b>Net Yards Passing</b>	4048	3339				
Avg. Per Game	253.0	208.7				
Sacked/Yards Lost	48/277	34/214				
Gross Yards	4325	3553				
Att./Completions	600/354	476/302				
Completion Pct.	59.0	63.4				
Had Intercepted	20	25				
<b>Punts/Average</b>	66/40.6	65/40.7				
Net Punting Avg.	66/31.0	65/35.9				
<b>Penalties/Yards</b>	81/666	105/851				
Fumbles/Ball Lost	35/13	28/15				
<b>Touchdowns</b>	42	41				
Rushing	13	15				
Passing	27	22				
Returns	2	4				
<b>By Quarter</b>	<b>Q1</b>	<b>Q2</b>	<b>Q3</b>	<b>Q4</b>	<b>OT</b>	<b>Pts</b>
Packers	71	74	89	125	3	362
Opponents	77	157	70	52	0	356

	Rushing	No	Yds	Avg	Long	TD
Fullwood	204	821	4.0	38	5	
Majkowski	75	358	4.8	20	5	
Woodside	46	273	5.9	68t	1	
Haddix	44	135	3.1	10	0	
Fontenot	17	69	4.1	19	1	
Kemp	5	43	8.6	14	0	
Sharpe	2	25	12.5	26	0	
*Workman	4	8	2.0	3	1	
<b>Packers</b>	<b>397</b>	<b>1732</b>	<b>4.4</b>	<b>68t</b>	<b>13</b>	
<b>Opponents</b>	<b>460</b>	<b>2008</b>	<b>4.4</b>	<b>73</b>	<b>15</b>	

NFC Central	W	L	T	Pct	Pts	QP
Minnesota	10	6	0	.625	351	275
<b>Green Bay</b>	<b>10</b>	<b>6</b>	<b>0</b>	<b>.625</b>	<b>362</b>	<b>356</b>
Detroit	7	9	0	.438	312	364
Chicago	6	10	0	.375	358	377
Tampa Bay	5	11	0	.313	320	419

	Receiving	No	Yds	Avg	Long	TD
Sharpe	90	1423	15.8	79t	12	
Woodside	59	527	8.9	33	0	
Kemp	48	611	12.7	39	2	
Fontenot	40	372	9.3	38t	3	
*Query	23	350	15.2	45	2	
West	22	269	12.2	31	5	
Fullwood	19	214	11.3	67	0	
Matthews	18	200	11.1	25	0	
Haddix	15	111	7.4	23	1	
Bland	11	164	14.9	46t	1	
Didier	7	71	10.1	24	1	
Spagnola	2	13	6.5	14	0	
<b>Packers</b>	<b>354</b>	<b>4325</b>	<b>12.2</b>	<b>79t</b>	<b>27</b>	
<b>Opponents</b>	<b>302</b>	<b>3553</b>	<b>11.8</b>	<b>61</b>	<b>22</b>	

**Sacks:** Harris 19.5, R.Brown 3, Greene 2, Noble 2, Winter 2, Hall 1, Murphy 1, Nelson 1, Stephen 1, Weddington 1, Patterson 0.5, Packers 34, Opponents 48

### Primary Starters

WR	P.Kemp	LE	B.Winter
LT	K.Ruettgers	R.Brown	
LG	R.Moran	NT	B.Nelson
C	B.Bush	RE	R.Brown
RG	R.Hallstrom	S.Patterson	
RT	A.Veingrad	LOLB	J.Anderson
TE	E.West	LILB	B.Noble
WR	S.Sharpe	RILB	J.Holland
QB	D.Majkowski	ROLB	T.Harris
RB	K.Woodside	LCB	M.Lee
FB	B.Fullwood	V.Jakes	
		RCB	D.Brown
		SS	M.Murphy
		FS	K.Stills

	Passing	Att	Cmp	Yds	Cmp%	Yds/Att	TD	TD%	Int	Int%	LG	Sck/Yds	Rtng
Majkowski	599	353	4318	58.9	7.21	27	4.5	20	3.3	79t	47/268	82.3	
*Dilweg	1	1	7	100.0	7.00	0	0.0	0	0.0	7	0/0	95.8	
Fontenot	0	0	0	0.0	0.00	0	0.0	0	0.0	0	1/9	0.0	
<b>Packers</b>	<b>600</b>	<b>354</b>	<b>4325</b>	<b>59.0</b>	<b>7.21</b>	<b>27</b>	<b>4.5</b>	<b>20</b>	<b>3.3</b>	<b>79t</b>	<b>48/277</b>	<b>82.4</b>	
<b>Opponents</b>	<b>476</b>	<b>302</b>	<b>3553</b>	<b>63.4</b>	<b>7.46</b>	<b>22</b>	<b>4.6</b>	<b>25</b>	<b>3.3</b>	<b>61</b>	<b>34/214</b>	<b>79.6</b>	

Scoring	TD	Ru	Pa	Rt	PAT	FG	S	Pts
*Jacke	0	0	0	0	42/42	22/28	0	108
Sharpe	13	0	12	1	0	0	0	78
Fullwood	5	5	0	0	0	0	0	30
Majkowski	5	5	0	0	0	0	0	30
West	5	0	5	0	0	0	0	30
Fontenot	4	1	3	0	0	0	0	24
Bland	2	0	1	1	0	0	0	12
Kemp	2	0	2	0	0	0	0	12
*Query	2	0	2	0	0	0	0	12
Didier	1	0	1	0	0	0	0	6
Haddix	1	0	1	0	0	0	0	6
Woodside	1	1	0	0	0	0	0	6
*Workman	1	1	0	0	0	0	0	6
<b>Packers</b>	<b>42</b>	<b>13</b>	<b>27</b>	<b>42/42</b>	<b>22/28</b>	<b>1</b>	<b>0</b>	<b>362</b>
<b>Opponents</b>	<b>41</b>	<b>15</b>	<b>22</b>	<b>4</b>	<b>39/41</b>	<b>23/30</b>	<b>1</b>	<b>356</b>

Field Goals	1-19	20-29	30-39	40-49	50+
*Jacke	1/1	9/9	4/6	7/9	1/3
<b>Packers</b>	<b>1/1</b>	<b>9/9</b>	<b>4/6</b>	<b>7/9</b>	<b>1/3</b>
<b>Opponents</b>	<b>2/2</b>	<b>4/4</b>	<b>8/10</b>	<b>8/12</b>	<b>1/2</b>
<b>Jacke:</b> (0)(43G)(35G,52G,22G)(26G,46N,37B)					
(0)(44G,21G)(49G,21G,50N,38G)(34G,52N,40G)					
(38N)(36G,40N,42G)(47G,25G)					
(19G,44G,23G,21G)(28G,24G)					
<b>Opponents:</b> (52G)(38G,32G)(39G,45G)					
(46N)(51N,28G,47B)(36G,21G,33G)					
(42G,34N,46G)(25G,37G)(45G)(45N,44G)					
(19G,34G,27G,19G)(49G,49N,40G,36G)(34N)					
(41G)					

Interceptions	No	Yds	Avg	Long	TD
D.Brown	6	12	2.0	12	0
Murphy	3	31	10.3	20	0
Stills	3	20	6.7	12	0
Stephen	2	16	8.0	8	0
Lee	2	10	5.0	10	0
Noble	2	10	5.0	10	0
Dent	1	53	53.0	53	0
Pitts	1	37	37.0	37	0
Holland	1	26	26.0	26	0
Cecil	1	16	16.0	16	0
Anderson	1	1	1.0	1	0
Greene	1	0	0.0	0	0
Jakes	1	0	0.0	0	0
<b>Packers</b>	<b>25</b>	<b>232</b>	<b>9.3</b>	<b>53</b>	<b>0</b>
<b>Opponents</b>	<b>20</b>	<b>321</b>	<b>16.1</b>	<b>81t</b>	<b>2</b>

Punting	No	Yds	Avg	TB	In	LG	B
Bracken	66	2682	40.6	11	17	63	0
<b>Packers</b>	<b>66</b>	<b>2682</b>	<b>40.6</b>	<b>11</b>	<b>17</b>	<b>63</b>	<b>0</b>
<b>Opponents</b>	<b>65</b>	<b>2644</b>	<b>40.7</b>	<b>1</b>	<b>17</b>	<b>55</b>	<b>0</b>

Punt Returns	Ret	FC	Yds	Avg	Long	TD
*Query	30	7	247	8.2	15	0
Sutton	5	1	42	8.4	17	0
Pitts	0	1	0	0.0	0	0
<b>Packers</b>	<b>35</b>	<b>9</b>	<b>289</b>	<b>8.3</b>	<b>17</b>	<b>0</b>
<b>Opponents</b>	<b>30</b>	<b>11</b>	<b>416</b>	<b>13.9</b>	<b>74</b>	<b>0</b>

Kickoff Returns	No	Yds	Avg	Long	TD
*Workman	33	547	16.6	46	0
Bland	13	256	19.7	37	0
Fullwood	11	243	22.1	35	0
*Query	6	125	20.8	28	0
Fontenot	2	30	15.0	20	0
Woodside	2	38	19.0	23	0
Didier	1	0	0.0	0	0
*Mandarch	1	0	0.0	0	0
<b>Packers</b>	<b>69</b>	<b>1239</b>	<b>18.0</b>	<b>46</b>	<b>0</b>
<b>Opponents</b>	<b>63</b>	<b>1389</b>	<b>22.0</b>	<b>90</b>	<b>0</b>

COMMUNITY  
 ADMIN. & COACHES  
 VETERANS  
 DRAFT & FREE AGENTS  
 REVIEW  
 1989

LAMBEAU FIELD  
 MISC.

# 6-10-0, .375, FOURTH, NFC CENTRAL 1990

Head Coach: Lindy Infante		GB	Opp	Attend	Site	Starting QB	Temp
S 9	Los Angeles Rams (GB)	W	36	57,685	LF	A.Dilweg	79
S 16	Chicago Bears (GB)	L	13	58,938	LF	A.Dilweg	57
S 23	Kansas City Chiefs (GB)	L	3	58,817	LF	D.Majkowski	52
S 30	@ Detroit Lions	W	24	64,509	PSD	D.Majkowski	dome
O 7	@ Chicago Bears	L	13	59,929	SF	D.Majkowski	55
O 14	@ Tampa Bay Buccaneers	L	14	26,67,472	TaS	D.Majkowski	88
O 28	Minnesota Vikings (Milw.)	W	24	10,55,125	CoS	D.Majkowski	46
N 4	San Francisco 49ers (GB)	L	20	24,58,835	LF	D.Majkowski	42
N 11	@ Los Angeles Raiders	W	29	16,50,855	LAC	D.Majkowski	87
N 18	@ Phoenix Cardinals	W	24	21,46,878	SDv	D.Majkowski	82
N 25	Tampa Bay Buccaneers (Milw.)	W	20	10,53,677	CoS	A.Dilweg	40
D 2	@ Minnesota Vikings	L	7	23,62,058	MD	A.Dilweg	dome
D 9	Seattle Seahawks (Milw.)	L	14	20,52,015	CoS	A.Dilweg	45
D 16	@ Philadelphia Eagles	L	0	31,65,627	VS	A.Dilweg	49
D 22	Detroit Lions (GB)	L	17	24,46,700	LF	B.Kiel	2
D 30	@ Denver Broncos	L	13	22,46,943	MHS	A.Dilweg	38
			271	347	906,063		
Home: 3-5 (441,792)		Away: 3-5 (464,271)					

Scoring	Td	Ru	Pa	Rt	PAT	FG	S	PTS
Jacke	0	0	0	0	28/29	23/30	0	97
Sharpe	6	0	0	0	0	0	0	36
West	5	0	5	0	0	0	0	30
Query	3	0	2	0	0	0	0	18
Haddix	2	0	2	0	0	0	0	12
Kemp	2	0	0	0	0	0	0	12
*Thompson	2	0	0	0	0	0	0	12
Fontenot	1	0	0	0	0	0	0	6
Fullwood	1	0	0	0	0	0	0	6
Greene	1	0	0	0	0	0	0	6
Kiel	1	0	0	0	0	0	0	6
Majkowski	1	0	0	0	0	0	0	6
Patterson	1	0	0	0	0	0	0	6
Weathers	1	0	0	0	0	0	0	6
Woodside	1	0	0	0	0	0	0	6
Workman	1	0	0	0	0	0	0	6
<b>Packers</b>	<b>29</b>	<b>5</b>	<b>20</b>	<b>4</b>	<b>28/29</b>	<b>23/30</b>	<b>0</b>	<b>271</b>
<b>Opponents</b>	<b>40</b>	<b>16</b>	<b>20</b>	<b>4</b>	<b>39/40</b>	<b>22/34</b>	<b>1</b>	<b>347</b>

	GB	Opp	Rushing	No	Yds	Avg	Long	TD
<b>Total First Downs</b>	276	286	Haddix	98	311	3.2	13	0
Rushing	72	113	*Thompson	76	264	3.5	37	1
Passing	183	160	Majkowski	29	186	6.4	24	1
Penalty	21	13	Woodside	46	182	4.0	21	1
<b>Third Downs</b>	76/196	85/210	Fullwood	44	124	2.8	16	1
Efficiency	38.8	40.5	Dilweg	21	114	5.4	22	0
<b>Fourth Downs</b>	5/12	3/9	Fontenot	17	76	4.5	18	0
Efficiency	41.7	33.3	Workman	8	51	6.4	31	0
<b>Possession Avg.</b>	29:34	30:26	Query	3	39	13.0	18	0
<b>Total Net Yards</b>	4675	5442	Sharpe	2	14	7.0	10	0
Avg. Per Game	292.2	340.1	Kiel	5	9	1.8	4	1
Total Plays	953	981	Kemp	1	-1	-1.0	-1	0
Avg. Per Play	4.9	5.5	<b>Packers</b>	<b>350</b>	<b>1369</b>	<b>3.9</b>	<b>37</b>	<b>5</b>
<b>Net Yards Rushing</b>	1369	2059	<b>Opponents</b>	<b>475</b>	<b>2059</b>	<b>4.3</b>	<b>52</b>	<b>16</b>
Avg. Per Game	85.6	128.7						
Total Rushes	350	475						
<b>Net Yards Passing</b>	3306	3383						
Avg. Per Game	206.6	211.4						
Sacked/Yards Lost	62/390	27/172						
Gross Yards	3696	3555						
Att./Completions	541/302	479/256						
Completion Pct.	55.8	53.4						
Had Intercepted	21	16						
<b>Punts/Average</b>	65/37.4	69/39.1						
Net Punting Avg.	65/32.7	69/31.7						
<b>Penalties/Yards</b>	84/669	109/854						
<b>Fumbles/Ball Lost</b>	37/22	26/14						
<b>Touchdowns</b>	29	40						
Rushing	5	16						
Passing	20	20						
Returns	4	4						

	GB	Opp	Rushing	No	Yds	Avg	Long	TD
<b>Chicago Central</b>	W	L	T	Pct	Pts	OP		
Chicago	11	5	0	.688	348	280		
Tampa Bay	6	10	0	.375	264	367		
Detroit	6	10	0	.375	373	413		
<b>Green Bay</b>	<b>6</b>	<b>10</b>	<b>0</b>	<b>.375</b>	<b>271</b>	<b>347</b>		
Minnesota	6	10	0	.375	351	326		

	No	Yds	Avg	Long	TD
<b>Receiving</b>					
Sharpe	67	1105	16.5	76T	6
Kemp	44	527	12.0	29	2
Query	34	458	13.5	47T	2
Weathers	33	390	11.8	29	1
Fontenot	31	293	9.5	59	1
West	27	356	13.2	50	5
Woodside	24	184	7.7	25	0
Haddix	13	94	7.2	28	2
*J.Harris	12	157	13.1	26	0
*Wilson	7	84	12.0	18	0
Workman	4	30	7.5	9	1
Fullwood	3	17	5.7	10	0
*Thompson	3	1	0.3	1	0
<b>Packers</b>	<b>302</b>	<b>3696</b>	<b>12.2</b>	<b>76T</b>	<b>20</b>
<b>Opponents</b>	<b>256</b>	<b>3555</b>	<b>13.9</b>	<b>74</b>	<b>20</b>

	No	Yds	Avg	Long	TD
<b>Interceptions</b>					
*Butler	3	42	14.0	28	0
Holmes	3	39	13.0	24	0
Murphy	3	6	2.0	4	0
Stephen	2	26	13.0	26	0
Holland	1	32	32.0	32	0
Patterson	1	9	9.0	9T	1
Cecil	1	0	0.0	0	0
Lee	1	0	0.0	0	0
Pitts	1	0	0.0	0	0
<b>Packers</b>	<b>21</b>	<b>154</b>	<b>9.6</b>	<b>32</b>	<b>1</b>
<b>Opponents</b>	<b>16</b>	<b>293</b>	<b>14.0</b>	<b>47</b>	<b>2</b>

	No	Yds	Avg	Long	TD
<b>Punting</b>					
Bracken	64	2431	38.0	2	17
<b>Packers</b>	<b>65</b>	<b>2431</b>	<b>37.4</b>	<b>2</b>	<b>17</b>
<b>Opponents</b>	<b>69</b>	<b>2698</b>	<b>39.1</b>	<b>16</b>	<b>61</b>

	Ret	FC	Yds	Avg	Long	TD
<b>Punt Returns</b>						
Query	32	7	308	9.6	25	0
Pitts	0	2	0	0.0	0	0
<b>Packers</b>	<b>32</b>	<b>9</b>	<b>308</b>	<b>9.6</b>	<b>25</b>	<b>0</b>
<b>Opponents</b>	<b>30</b>	<b>13</b>	<b>266</b>	<b>7.8</b>	<b>30</b>	<b>0</b>

	No	Yds	Avg	Long	TD
<b>Kickoff Returns</b>					
*Wilson	35	798	22.8	36	0
Workman	14	210	15.0	26	0
Bland	7	104	14.9	24	0
Fontenot	3	88	29.3	50	0
*Thompson	3	103	34.3	76T	1
West	1	0	0.0	0	0
<b>Packers</b>	<b>63</b>	<b>1303</b>	<b>20.7</b>	<b>76T</b>	<b>1</b>
<b>Opponents</b>	<b>56</b>	<b>1125</b>	<b>20.1</b>	<b>87</b>	<b>0</b>

### Primary Starters

WR	P.Kemp	LE	M.Brock
LT	K.Ruettgers	NT	B.Nelson
LG	B.Ard	RE	R.Brown
C	J.Campen	LOLB	S.Stephen
RG	K.Uecker	LILB	B.Noble
RT	T.Mandarich	RILB	J.Holland
TE	E.West	ROLB	T.Harris
WR	S.Sharpe	LCB	M.Lee
QB	D.Majkowski	RCB	J.Holmes
	A.Dilweg	SS	M.Murphy
RB	K.Woodside	FS	C.Cecil
FB	M.Haddix		T.Greene

	Passing	Att	Cmp	Yds	Cmp%	Yds/Att	TD	TD%	Int	Int%	LG	Sck/Yds	Rtg
Majkowski	264	150	1925	56.8	7.29	10	3.8	12	4.5	76T	32/178	73.5	
Dilweg	192	101	1267	52.6	6.60	8	4.2	7	3.6	59	22/150	72.1	
Kiel	85	51	504	60.0	5.93	2	2.4	2	2.4	22	8/62	74.8	
<b>Packers</b>	<b>541</b>	<b>302</b>	<b>3696</b>	<b>55.8</b>	<b>6.83</b>	<b>20</b>	<b>3.7</b>	<b>21</b>	<b>3.9</b>	<b>76T</b>	<b>62/390</b>	<b>73.2</b>	
<b>Opponents</b>	<b>479</b>	<b>256</b>	<b>3555</b>	<b>53.4</b>	<b>7.42</b>	<b>20</b>	<b>4.2</b>	<b>16</b>	<b>3.3</b>	<b>74</b>	<b>27/172</b>	<b>77.5</b>	

\* — rookie

**Sacks:** T.Harris 7, Brock 4, Patterson 4, \*Bennett 3, Brown 3, Dent 1, Holmes 1, Murphy 1, Nelson 1, Noble 1, Stephen 1, Packers 27, Opponents 62

COMMUNITY

ADMIN. & COACHES

VETERANS

DRAFT & FREE AGENTS

2022 REVIEW

1990

LAMBEAU FIELD

MISC.

# 1991 4-12-0, .250, FOURTH, NFC CENTRAL

Head Coach:	Lindy Infante	GB	Opp	Attend	Site	Starting QB	Temp
S 1	Philadelphia Eagles (GB)	L	3	20	58,991	LF	D.Majkowski 71
S 8	@ Detroit Lions	L	14	23	43,132	PSD	D.Majkowski dome
S 15	Tampa Bay Buccaneers (GB)	W	15	13	58,114	LF	D.Majkowski 77
S 22	@ Miami Dolphins	L	13	16	56,583	JRS	D.Majkowski 86
S 29	@ Los Angeles Rams	L	21	23	54,736	AnS	D.Majkowski 81
O 6	Dallas Cowboys (Milw)	L	17	20	53,695	CoS	B.Kiel 47
O 17	Chicago Bears (GB)	L	10	10	58,435	LF	D.Majkowski 65
O 27	@ Tampa Bay Buccaneers	W	27	0	40,275	TaS	D.Majkowski 88
N 3	@ New York Jets	+L	16	19	67,435	GS	D.Majkowski 54
N 10	Buffalo Bills (Milw)	L	24	34	52,175	CoS	M.Tomczak 40
N 17	Minnesota Vikings (GB)	L	21	35	57,614	LF	M.Tomczak 46
N 24	Indianapolis Colts (Milw)	W	14	10	42,132	CoS	M.Tomczak 29
D 1	@ Atlanta Falcons	L	31	35	43,270	FCS	M.Tomczak 64
D 8	@ Chicago Bears	L	13	27	62,353	SF	M.Tomczak 57
D 15	Detroit Lions (GB)	L	17	21	43,881	LF	M.Tomczak 10
D 21	@ Minnesota Vikings	W	27	7	52,860	MD	M.Tomczak dome
			273	313	845,681		
Home: 2-6 (425,037)		Away: 2-6 (420,644)		+ — overtime			

	GB	Opp	Rushing	No	Yds	Avg	Long	TD
<b>Total First Downs</b>	259	298	Thompson	141	471	3.3	40t	1
Rushing	88	99	Woodside	84	326	3.9	29	1
Passing	150	177	Workman	71	237	3.3	30t	7
Penalty	21	22	Majkowski	25	108	4.3	15	2
<b>Third Downs</b>	77/207	85/220	Rice	30	100	3.3	21	0
Efficiency	37.2	38.6	Tomczak	17	93	5.5	48	1
<b>Fourth Downs</b>	8/14	10/19	Kiel	4	46	11.5	26	0
Efficiency	57.1	52.6	Sharpe	4	4	1.0	12	0
<b>Possession Avg.</b>	28:15	31:45	Wilson	3	3	1.0	5	0
<b>Total Net Yards</b>	4332	4812	Harris	1	1	1.0	1	0
Avg. Per Game	270.8	300.8	McJulien	1	0	0.0	0	0
Total Plays	940	1033	<b>Packers</b>	<b>381</b>	<b>1389</b>	<b>3.6</b>	<b>48</b>	<b>12</b>
Avg. Per Play	4.6	4.7	<b>Opponents</b>	<b>457</b>	<b>1546</b>	<b>3.4</b>	<b>27</b>	<b>10</b>
<b>Net Yards Rushing</b>	1389	1546						
Avg. Per Game	86.8	96.6						
Total Rushes	381	457						
<b>Net Yards Passing</b>	2943	3266						
Avg. Per Game	183.9	204.1						
Sacked/Yards Lost	45/270	45/307						
Gross Yards	3213	3573						
Att./Completions	514/272	531/305						
Completion Pct.	52.9	57.4						
Had Intercepted	19	15						
<b>Punts/Average</b>	86/40.4	76/42.1						
Net Punting Avg.	86/34.4	76/34.5						
<b>Penalties/Yards</b>	98/834	106/777						
<b>Fumbles/Ball Lost</b>	41/17	31/14						
<b>Touchdowns</b>	31	35						
Rushing	12	10						
Passing	17	20						
Returns	2	5						

	Q1	Q2	Q3	Q4	OT	Pts
Packers	68	78	55	72	0	273
Opponents	47	102	49	112	3	313

	W	L	T	Pct	Pts	OP
<b>NFC Central</b>						
Detroit	12	4	0	.750	339	295
Chicago	11	5	0	.688	299	269
Minnesota	8	8	0	.500	301	306
<b>Green Bay</b>	<b>4</b>	<b>12</b>	<b>0</b>	<b>.250</b>	<b>273</b>	<b>313</b>
Tampa Bay	3	13	0	.188	199	365

	No	Yds	Avg	Long	TD
<b>Receiving</b>					
Sharpe	69	961	13.9	58t	4
Workman	46	371	8.1	25	4
Kemp	42	583	13.9	39	2
Harris	24	264	11.0	35	3
Woodside	22	185	8.4	28	0
Wilson	19	305	16.1	75t	1
West	15	151	10.1	21	3
Weathers	12	150	12.5	22	0
Query	7	94	13.4	26	0
Thompson	7	71	10.1	18	0
Aftholter	7	68	9.7	20	0
Rice	2	10	5.0	7	0
<b>Packers</b>	<b>272</b>	<b>3213</b>	<b>11.8</b>	<b>75t</b>	<b>17</b>
<b>Opponents</b>	<b>305</b>	<b>3573</b>	<b>11.7</b>	<b>87t</b>	<b>20</b>

**Sacks:** Bennett 13, Paup 7.5, Archambeau 4.5, Brown 4, \*Tualo 3.5, Brock 2.5, Noble 2.5, Dent 1.5, Patterson 1.5, Stephen 1.5, Mitchell 1, Murphy 1, Packers 45, Opponents 45

\* — rookie

	Att	Cmp	Yds	Cmp%	Yds/Att	TD	TD%	Int	Int%	Lg	Sck/Yds	Rtng
Tomczak	238	128	1490	53.8	6.26	11	4.6	9	3.8	75t	13/105	72.6
Majkowski	226	115	1362	50.9	6.03	3	1.3	8	3.5	39	30/152	59.3
Kiel	50	29	361	58.0	7.22	3	6.0	2	4.0	35	2/13	83.8
<b>Packers</b>	<b>514</b>	<b>272</b>	<b>3213</b>	<b>52.9</b>	<b>6.25</b>	<b>17</b>	<b>3.3</b>	<b>19</b>	<b>3.7</b>	<b>75t</b>	<b>45/270</b>	<b>67.9</b>
<b>Opponents</b>	<b>531</b>	<b>305</b>	<b>3573</b>	<b>57.4</b>	<b>6.73</b>	<b>20</b>	<b>3.8</b>	<b>15</b>	<b>2.8</b>	<b>87t</b>	<b>45/307</b>	<b>78.8</b>

Scoring	TD	Ru	Pa	Rt	PAT	FG	S	Pts
Jacke	0	0	0	0	31/31	18/24	0	85
Workman	11	7	4	0	0	0	0	66
Sharpe	4	0	4	0	0	0	0	24
Harris	3	0	3	0	0	0	0	18
West	3	0	3	0	0	0	0	18
Kemp	2	0	2	0	0	0	0	12
Majkowski	2	2	0	0	0	0	0	12
Wilson	2	0	1	0	0	0	0	12
Noble	1	0	1	0	0	0	0	6
Thompson	1	1	0	0	0	0	0	6
Tomczak	1	1	0	0	0	0	0	6
Woodside	1	1	0	0	0	0	0	6
Paup	0	0	0	0	0	0	1	2
<b>Packers</b>	<b>31</b>	<b>12</b>	<b>17</b>	<b>2</b>	<b>31/31</b>	<b>18/24</b>	<b>0</b>	<b>273</b>
<b>Opponents</b>	<b>35</b>	<b>10</b>	<b>5</b>	<b>34/35</b>	<b>23/31</b>	<b>0</b>	<b>0</b>	<b>313</b>

Field Goals	1-19	20-29	30-39	40-49	50+
Jacke	0/0	9/9	4/5	4/9	1/1
<b>Packers</b>	<b>0/0</b>	<b>9/9</b>	<b>4/5</b>	<b>4/9</b>	<b>1/1</b>
<b>Opponents</b>	<b>0/0</b>	<b>7/7</b>	<b>12/12</b>	<b>3/8</b>	<b>1/4</b>
<b>Jacke:</b> (21G)(48N)(24G,31N,22G)(28G,34G)(42G)(0)(34G,45G,42N)(53G,41G,34G,42N)(25G)(0)(27G) (25G,25G,49N)(23G)(42G,47N,39G)					
<b>Opponents:</b> (37G,40G)(50N,41G,27G,36G)(31G,22G)(43G,52G,31G)(30G,32G,28G)(40N,23G,39G)(22G,46N)(0)(30G,39G,47N,22G,37G)(38G,21G)(50N)(35G,40N)(0)(49N,50N)					

Interceptions	No	Yds	Avg	Long	TD
Cecil	3	76	25.3	32	0
Murphy	3	27	9.0	16	0
Butler	3	6	2.0	6	0
*V.Clark	2	42	21.0	22	0
Brown	1	37	37.0	37	0
Stephen	1	23	23.0	23	0
*Tualo	1	23	23.0	23	0
Holmes	1	0	0.0	0	0
<b>Packers</b>	<b>15</b>	<b>234</b>	<b>15.6</b>	<b>37</b>	<b>0</b>
<b>Opponents</b>	<b>19</b>	<b>185</b>	<b>9.7</b>	<b>65t</b>	<b>1</b>

Punting	No	Yds	Avg	TB	In	Lg	B
McJulien	86	3473	40.4	7	22	62	0
<b>Packers</b>	<b>86</b>	<b>3473</b>	<b>40.4</b>	<b>7</b>	<b>22</b>	<b>62</b>	<b>0</b>
<b>Opponents</b>	<b>76</b>	<b>3199</b>	<b>42.1</b>	<b>9</b>	<b>19</b>	<b>61</b>	<b>0</b>

Punt Returns	Ret	FC	Yds	Avg	Long	TD
Sikahema	26	4	239	9.2	62	0
Query	14	3	157	11.2	28	0
Workman	1	0	0	0.0	0	0
<b>Packers</b>	<b>41</b>	<b>7</b>	<b>396</b>	<b>9.7</b>	<b>62</b>	<b>0</b>
<b>Opponents</b>	<b>35</b>	<b>24</b>	<b>375</b>	<b>10.7</b>	<b>78t</b>	<b>1</b>

Kickoff Returns	No	Yds	Avg	Long	TD
Wilson	23	522	22.7	82t	1
Sikahema	15	325	21.7	35	0
Workman	8	139	17.4	26	0
Thompson	7	127	18.1	30	0
Rice	3	36	12.0	15	0
*Webb	2	40	20.0	23	0
*Davey	1	8	8.0	8	0
*Dean	1	0	0.0	0	0
<b>Packers</b>	<b>60</b>	<b>1197</b>	<b>20.0</b>	<b>82t</b>	<b>1</b>
<b>Opponents</b>	<b>46</b>	<b>942</b>	<b>20.5</b>	<b>56</b>	<b>0</b>

Primary Starters			
WR	P.Kemp	LE	M.Brock
LT	L.Cheek	NT	*E.Tualo
	K.Ruettgers	RE	R.Brown
LG	R.Moran	LOLB	S.Stephen
C	J.Campen	LILB	B.Noble
RG	R.Hallstrom	RILB	J.Holland
RT	T.Mandarich	ROLB	T.Bennett
TE	E.West	LCB	J.Holmes
	J.Harris	RCB	L.Butler
WR	S.Sharpe	SS	M.Murphy
QB	D.Majkowski	FS	C.Cecil
	M.Tomczak		
RB	K.Woodside		
FB	D.Thompson		

COMMUNITY

ADMIN. & COACHES

VETERANS

DRAFT & FREE AGENTS

REVIEW

2022

1991

LAMBEAU FIELD

MISC.

# 9-7-0, .563, SECOND, NFC CENTRAL 1992

Head Coach:	Mike Holmgren	GB	Opp	Attend	Site	Starting QB	Temp	
S 6	Minnesota Vikings (GB)	L	20	23	58,617	LF	D.Majkowski	70
S 13	@ Tampa Bay Buccaneers	L	3	31	50,051	TaS	D.Majkowski	90
S 20	Cincinnati Bengals (GB)	W	24	23	57,272	LF	D.Majkowski	70
S 27	Pittsburgh Steelers (GB)	W	17	3	58,724	LF	B.Favre	64
O 4	@ Atlanta Falcons	L	10	24	63,769	GD	B.Favre	dome
O 18	@ Cleveland Browns	L	6	17	69,268	CMS	B.Favre	dome
O 25	Chicago Bears (GB)	L	10	30	59,435	LF	B.Favre	53
N 1	@ Detroit Lions	W	27	13	60,594	PSD	B.Favre	dome
N 8	@ New York Giants	L	7	27	72,038	GB	B.Favre	41
N 15	Philadelphia Eagles (Milw)	W	27	24	62,689	CoS	B.Favre	28
N 22	@ Chicago Bears	W	17	3	56,170	SF	B.Favre	43
N 29	Tampa Bay Buccaneers (Milw)	W	19	14	52,347	CoS	B.Favre	32
D 6	Detroit Lions (Milw)	W	38	10	49,469	CoS	B.Favre	26
D 13	@ Houston Oilers	W	16	14	57,285	AD	B.Favre	dome
D 20	Los Angeles Rams (GB)	W	28	13	57,796	LF	B.Favre	8
D 27	@ Minnesota Vikings	L	7	27	61,461	MD	B.Favre	dome
			276	296	936,985			

Home: 6-2 (446,349) Away: 3-5 (490,636) + — overtime

Scoring	TD	Ru	Pa	Rt	PAT	FG	\$	PTS
Jacke	0	0	0	0	30/30	22/29	0	96
Sharpe	13	0	13	0			0	78
Sydney	3	2	1	0			0	18
Thompson	3	2	1	0			0	18
*Buckley	2	0	2	0			0	12
J.Harris	2	0	2	0			0	12
Workman	2	2	0	0			0	12
Beach	1	0	1	0			0	6
T.Bennett	1	0	1	0			0	6
*Brooks	1	0	1	0			0	6
Favre	1	1	0	0			0	6
Taylor	1	0	1	0			0	6
<b>Packers</b>	<b>30</b>	<b>7</b>	<b>20</b>	<b>3</b>	<b>30/30</b>	<b>22/29</b>	<b>0</b>	<b>276</b>
<b>Opponents</b>	<b>32</b>	<b>12</b>	<b>16</b>	<b>4</b>	<b>32/32</b>	<b>24/27</b>	<b>0</b>	<b>296</b>

Field Goals	1-19	20-29	30-39	40-49	50+
Jacke	0/0	5/7	9/10	6/9	2/3
Packers	0/0	5/7	9/10	6/9	2/3
Opponents	2/2	5/6	11/11	5/7	1/1

**Jacke:** (256,246)(336)(32N,37G,47N)  
 (47G,25N)(43N,41G)(44G,37G)(51G,28N)  
 (53G,25G)(49N)(31G,41G)(39G)  
 (34G,33G,29G,48G,52N)(46G)  
 (39G,36G,20G)(0)  
**Opponents:** (50G,38G,25G)(22G)  
 (20G,34G,41G)(35G,20B)(49G)(26G)  
 (18G,30G,21G)(32G,34G)(47G,38G)(34G)(36G)  
 (42N)(44G)(0)(19G,39G)(46G,32G,41N)

Interceptions	No	Yds	Avg	Long	TD
Cecil	4	52	13.0	29	0
*Buckley	3	33	11.0	33	1
Holland	3	27	9.0	22	0
Clark	2	70	35.0	43	0
Mitchell	2	40	20.0	35	0
Butler	1	0	0.0	0	0
<b>Packers</b>	<b>15</b>	<b>222</b>	<b>14.8</b>	<b>43</b>	<b>1</b>
<b>Opponents</b>	<b>15</b>	<b>198</b>	<b>13.2</b>	<b>69</b>	<b>1</b>

Punting	No	Yds	Avg	TB	In	Lg	B
McJulien	36	1386	38.5	4	8	67	2
Wagner	30	1222	40.7	5	10	52	0
<b>Packers</b>	<b>68</b>	<b>2608</b>	<b>38.4</b>	<b>9</b>	<b>18</b>	<b>67</b>	<b>2</b>
<b>Opponents</b>	<b>68</b>	<b>2941</b>	<b>43.3</b>	<b>16</b>	<b>14</b>	<b>71</b>	<b>0</b>

Punt Returns	Ret	FC	Yds	Avg	Long	TD
*Buckley	21	5	211	10.0	58	1
*Brooks	11	1	102	9.3	22	0
Cecil	1	0	0	0.0	0	0
Clark	1	0	0	0.0	0	0
Holland	1	0	2	2.0	2	0
<b>Packers</b>	<b>35</b>	<b>6</b>	<b>315</b>	<b>9.0</b>	<b>58</b>	<b>1</b>
<b>Opponents</b>	<b>26</b>	<b>10</b>	<b>230</b>	<b>8.8</b>	<b>95</b>	<b>1</b>

Kickoff Returns	No	Yds	Avg	Long	TD
*C.Harris	23	485	21.1	50	0
*Brooks	18	338	18.8	30	0
*E.Bennett	5	104	20.8	33	0
Jurkovic	3	39	13.0	14	0
Davey	1	8	8.0	8	0
*McNabb	1	15	15.0	15	0
Sims	1	11	11.0	11	0
West	1	0	0.0	0	0
Workman	1	17	17.0	17	0
<b>Packers</b>	<b>54</b>	<b>1017</b>	<b>18.8</b>	<b>50</b>	<b>0</b>
<b>Opponents</b>	<b>57</b>	<b>901</b>	<b>15.8</b>	<b>48</b>	<b>0</b>

	GB	Opp
<b>Total First Downs</b>	291	277
Rushing	101	89
Passing	171	170
Penalty	19	18
<b>Third Downs</b>	91/214	71/189
Efficiency	42.5	37.6
<b>Fourth Downs</b>	6/11	7/16
Efficiency	54.5	43.8
<b>Possession Avg.</b>	32:30	27:30
<b>Total Net Yards</b>	4785	5098
Avg. Per Game	299.1	318.6
Total Plays	990	923
Avg. Per Play	4.8	5.5
<b>Net Yards Rushing</b>	1555	1821
Avg. Per Game	97.2	113.8
Total Rushes	420	406
<b>Net Yards Passing</b>	3230	3277
Avg. Per Game	201.9	204.8
Sacked/Yards Lost	43/268	34/219
Gross Yards	3498	3496
Att./Completions	527/340	483/277
Completion Pct.	64.5	57.3
Had Intercepted	15	15
<b>Punts/Average</b>	68/38.4	68/33.3
Net Punting Avg.	68/32.9	68/43.9
<b>Penalties/Yards</b>	88/749	98/830
<b>Fumbles/Ball Lost</b>	41/21	32/19
<b>Touchdowns</b>	30	32
Rushing	7	12
Passing	20	16
Returns	3	4

By Quarter	Q1	Q2	Q3	Q4	OT	Pts
Packers	48	115	25	88	0	276
Opponents	73	73	71	76	3	296

NFC Central	W	L	T	Pct	Pts	OP
Minnesota	11	5	0	.688	374	249
<b>Green Bay</b>	<b>9</b>	<b>7</b>	<b>0</b>	<b>.563</b>	<b>276</b>	<b>296</b>
Tampa Bay	5	11	0	.313	267	365
Chicago	5	11	0	.313	295	361
Detroit	5	11	0	.313	273	332

Receiving	No	Yds	Avg	Long	TD
Sharpe	108	1461	13.5	76	13
J.Harris	55	595	10.8	40	2
Sydney	49	384	7.8	20	1
Workman	47	290	6.2	21	0
Beach	17	122	7.2	20	1
Lewis	13	152	11.7	27	0
Thompson	13	129	9.9	43	1
*E.Bennett	13	93	7.2	22	0
*Brooks	12	126	10.5	18	1
McGee	6	60	10.0	15	0
West	4	30	7.5	10	0
Taylor	2	63	31.5	35	1
Favre	1	-7	-7.0	-7	0
<b>Packers</b>	<b>340</b>	<b>3498</b>	<b>10.3</b>	<b>76</b>	<b>20</b>
<b>Opponents</b>	<b>277</b>	<b>3496</b>	<b>12.6</b>	<b>75</b>	<b>16</b>

**Sacks:** T.Bennett 13.5, Paup 6.5, Brock 4, Jurkovic 2, Noble 2, Koonce 1.5, Archambeau 1, Brown 1, Dent 1, Tualo 1, Holland 0.5, Packers 34, Opponents 43

\* — rookie

## Primary Starters

WR	S.Beach	LE	M.Brock
LT	K.Ruettgers	NT	J.Jurkovic
LG	R.Moran	RE	R.Brown
	F.Winters	LOLB	B.Paup
C	J.Campen		G.Koonce
RT	R.Hallstrom	LILB	B.Noble
RG	T.Robbins	RILB	J.Holland
TE	E.West	ROLB	T.Bennett
	J.Harris	LCB	*T.Buckley
WR	S.Sharpe	L.Billups	
QB	B.Favre	R.CB	V.Clark
RB	V.Workman		R.Mitchell
	D.Thompson	SS	L.Butler
FB	H.Sydney	FS	C.Cecil

Passing	Att	Cmp	Yds	Cmp%	Yds/Att	TD	TD%	Int	Int%	Lg	Sck/Yds	Rtg
Favre	471	302	3227	64.1	6.85	18	3.8	13	2.8	76	34/208	85.3
Majkowski	55	38	271	69.1	4.93	2	3.6	2	3.6	32	9/60	77.2
McJulien	1	0	0	0.0	0.0	0	0.0	0	0.0	0	0/0	39.6
<b>Packers</b>	<b>527</b>	<b>340</b>	<b>3498</b>	<b>64.5</b>	<b>6.64</b>	<b>20</b>	<b>3.8</b>	<b>15</b>	<b>2.8</b>	<b>76</b>	<b>43/268</b>	<b>84.3</b>
<b>Opponents</b>	<b>483</b>	<b>277</b>	<b>3496</b>	<b>57.3</b>	<b>7.24</b>	<b>16</b>	<b>3.3</b>	<b>15</b>	<b>3.1</b>	<b>75</b>	<b>34/219</b>	<b>78.1</b>



# 1993 9-7-0, .563, THIRD, NFC CENTRAL

Head Coach:	Mike Holmgren	GB	Opp	Attend	Site	Starting QB	Temp	
S 5	Los Angeles Rams (Milw)	W	36	6	54,648	CoS	B.Favre	68
S 12	Philadelphia Eagles (GB)	W	20	29,061	LF	B.Favre	72	
S 26	@ Minnesota Vikings	L	13	15	61,746	MD	B.Favre	dome
O 3	@ Dallas Cowboys	L	14	36	63,568	TxS	B.Favre	72
O 10	Denver Broncos (GB)	W	30	27	58,943	LF	B.Favre	43
O 24	@ Tampa Bay Buccaneers	W	37	14	47,354	TaS	B.Favre	85
O 31	Chicago Bears (GB)	W	17	3	58,945	LF	B.Favre	39
N 8	@ Kansas City Chiefs	L	16	23	76,742	ArS	B.Favre	46
N 14	@ New Orleans Saints	W	19	17	69,043	LSB	B.Favre	dome
N 21	Detroit Lions (Milw)	W	26	17	55,119	CoS	B.Favre	47
N 28	Tampa Bay Buccaneers (GB)	W	13	10	56,995	LF	B.Favre	29
D 5	@ Chicago Bears	L	17	30	62,236	SF	B.Favre	38
D 12	@ San Diego Chargers	W	20	13	57,930	JMS	B.Favre	67
D 19	Minnesota Vikings (Milw)	L	17	21	54,773	CoS	B.Favre	36
D 26	Los Angeles Raiders (GB)	W	28	0	54,482	LF	B.Favre	0
J 2	@ Detroit Lions	L	20	30	77,510	PSD	B.Favre	dome
			340	282	969,095			
<b>Home:</b> 6-2 (452,966)		<b>Away:</b> 3-5 (516,129)						
<b>NFC Wild Card Playoff</b>								
J 8	@ Detroit Lions	W	28	24	68,479	PSD	B.Favre	dome
<b>NFC Divisional Playoff</b>								
J 16	@ Dallas Cowboys	L	17	27	64,790	TxS	B.Favre	58

	GB	Opp				
<b>Total First Downs</b>	282	261				
Rushing	98	88				
Passing	166	157				
Penalty	18	16				
<b>Third Downs</b>	81/218	70/217				
Efficiency	37.2	32.3				
<b>Fourth Downs</b>	9/16	3/19				
Efficiency	56.3	15.8				
<b>Possession Avg.</b>	30:53	29:07				
<b>Total Net Yards</b>	4750	4482				
Avg. Per Game	296.9	280.1				
Total Plays	1006	999				
Avg. Per Play	4.7	4.5				
<b>Net Yards Rushing</b>	1619	1582				
Avg. Per Game	101.2	98.9				
Total Rushes	448	424				
<b>Net Yards Passing</b>	3131	2900				
Avg. Per Game	195.7	181.3				
Sacked/Yards Lost	30/199	46/301				
Gross Yards	3330	3201				
Att./Completions	528/322	529/290				
Completion Pct.	61.0	54.8				
Had Intercepted	24	18				
<b>Punts/Average</b>	74/42.9	79/40.2				
Net Punting Avg.	74/36.3	79/34.3				
<b>Penalties/Yards</b>	85/734	85/712				
<b>Fumbles/Ball Lost</b>	26/10	33/15				
<b>Touchdowns</b>	35	27				
Rushing	14	6				
Passing	19	16				
Returns	2	5				
<b>By Quarter</b>						
Packers	Q1 97	Q2 95	Q3 77	Q4 71	OT 0	Pts 340
Opponents	29	76	90	87	0	282

Primary Starters			
WR	M.Clayton	FB	E.Bennett
LT	K.Ruettgen	LE	R.White
LG	D.Widell	NT	J.Jurkovic
	F.Winters	RE	M.Brock
C	F.Winters	LOLB	*W.Simmons
RG	H.Galbreath	LILB	G.Koonce
RT	T.Robbins	RILB	J.Holland
	J.Sims	ROLB	B.Paup
TE	E.Harris	LCB	T.Buckley
	E.West	RCB	R.Mitchell
WR	S.Sharpe	SS	L.Butler
QB	B.Favre	FS	*G.Teague
RB	D.Thompson		
	J.Stephens		

Scoring	TD	Ru	Pa	Rt	PAT	FG	S	Pts
Jacke	0	0	0	0	35/35	31/37	0	128
Sharpe	11	0	11	0	0	0	0	66
E.Bennett	10	9	1	0	0	0	0	60
J.Harris	4	0	4	0	0	0	0	24
Clayton	3	0	3	0	0	0	0	18
Thompson	3	0	3	0	0	0	0	18
Brooks	1	0	1	0	0	0	0	6
Butler	1	0	1	0	0	0	0	6
Favre	1	1	0	0	0	0	0	6
Stephens	1	1	0	0	0	0	0	6
Packers	35	14	9	2	35/35	31/37	1	340
Opponents	27	6	16	5	27/27	31/40	0	282
<b>Field Goals</b>								
Jacke	1-19	12/12	6/10	6/7	6/7			
Packers	1-19	12/12	6/10	6/7	6/7			
Opponents	3-3	8/8	10/11	6/8	6/10			
<b>Jacke:</b> (51G,33G)(23G)(49G,20G)(42N)(28G,32G,21G)(50G,44G,24G)(40G)(23G,51G,19G)(38G,21G,44G,36G)(27G,52G,20G,53N,34G)(24G,36G)(36N,26G)(51G,42G,33N)(20G)(37N,30N)(54G,47G)								
<b>Opponents:</b> (31G,32G)(31N,27G,30G)(35G,19G,29G,51G,49N,22G)(33G,19G,19G,50G,48G)(47G,37G)(/)(33G)(23G,47B,34G,40G)(53N,27G)(52N,50G)(30G)(29G,24G,52M,29G)(47G,43G)(51N,54N)(/)(56N,37G,53A,48G)								
<b>Interceptions</b>								
Butler	6	131	21.8	39	0			
Holland	2	41	20.5	30	0			
Buckley	2	31	15.5	31	0			
*Simmons	2	21	10.5	19	0			
*Teague	1	22	22.0	22	0			
Paup	1	8	8.0	8	0			
Prior	1	1	1.0	1	0			
Brock	1	0	0.0	0	0			
*Evans	1	0	0.0	0	0			
Mitchell	1	0	0.0	0	0			
Packers	18	255	14.2	39	0			
Opponents	24	437	18.2	86t	3			
<b>Punting</b>								
Wagner	74	3174	42.9	7	19	60	0	
Packers	74	3174	42.9	7	19	60	0	
Opponents	79	3176	40.2	3	20	58	0	
<b>Punt Returns</b>								
Prior	17	3	194	11.4	24	0		
Brooks	16	4	135	8.4	35	0		
Buckley	11	5	76	6.9	39	0		
*Teague	1	0	-1.0	-1.0	-1	0		
Packers	45	12	404	9.0	39	0		
Opponents	38	12	350	9.2	35	0		
<b>Kickoff Returns</b>								
Brooks	23	611	26.6	95t	1			
C.Harris	16	482	30.1	65	0			
Thompson	9	171	19.0	42	0			
Wilson	9	197	21.9	37	0			
Jurkovic	2	22	11.0	13	0			
Chmura	1	0	0.0	0	0			
Packers	60	1483	24.7	95t	1			
Opponents	70	1407	20.1	68	0			

Receiving	No	Yds	Avg	Long	TD							
Sharpe	112	1274	11.4	54	11							
E.Bennett	59	457	7.7	39t	1							
J.Harris	42	604	14.4	66t	4							
Clayton	32	331	10.3	32	3							
West	25	253	10.1	24	0							
Brooks	20	180	9.0	25	0							
Thompson	18	129	7.2	34	0							
Stephens	5	31	6.2	10	0							
Lewis	2	21	10.5	17	0							
Wilson	2	18	9.0	11	0							
Chmura	2	13	6.5	7	0							
C.Harris	2	11	5.5	6	0							
Morgan	1	8	8.0	8	0							
Packers	322	3330	10.3	66t	19							
Opponents	290	3201	11.0	67t	16							
<b>Sacks:</b> White 13, Paup 11, T.Bennett 6.5, Jurkovic 5.5, Koonce 3, Brock 2, Holland 2, Butler 1, Patterson 1, *Simmons 1, Packers 46, Opponents 30												
* — rookie												
<b>Passing</b>												
Favre	Att 522	Cmp 318	Yds 3303	Cmp% 60.9	Yds/Att 6.33	TD 19	TD% 3.6	Int 24	Int% 4.6	LG 66t	Sck/Yds 30/199	Rtg 72.2
Detmer	5	3	26	60.0	5.20	0	0.0	0	0.0	25	0/0	73.8
Sharpe	1	1	1	100.0	1.00	0	0.0	0	0.0	1	0/0	79.8
Packers	528	322	3330	61.0	6.31	19	3.6	24	4.5	66t	30/199	72.2
Opponents	529	290	3201	54.8	6.05	16	3.0	18	3.4	67t	46/301	68.9

COMMUNITY  
ADMIN. & COACHES  
VETERANS  
DRAFT & FREE AGENTS  
REVIEW  
1993

LAMBEAU FIELD  
MISC.

Head Coach:	Mike Holmgren	GB	Opp	Attend	Site	Starting QB	Temp	
S 4	Minnesota Vikings (GB)	W	16	10	59,487	LF	B.Favre	65
S 11	Miami Dolphins (Milw)	L	14	24	55,011	CoS	B.Favre	78
S 18	@ Philadelphia Eagles	L	7	13	63,922	VS	B.Favre	70
S 25	Tampa Bay Buccaneers (GB)	W	30	3	63,551	LF	B.Favre	66
O 2	@ New England Patriots	L	16	17	57,522	FS	B.Favre	60
O 9	Los Angeles Rams (GB)	W	24	17	58,911	LF	B.Favre	47
O 20	@ Minnesota Vikings	L	10	13	63,041	MD	B.Favre	dome
O 31	@ Chicago Bears	W	33	6	47,381	SF	B.Favre	42
N 6	Detroit Lions (Milw)	W	38	30	54,995	CoS	B.Favre	49
N 13	New York Jets (GB)	W	17	10	58,307	LF	B.Favre	51
N 20	@ Buffalo Bills	L	20	29	79,029	RiS	B.Favre	54
N 24	@ Dallas Cowboys	L	31	42	64,597	TxS	B.Favre	65
D 4	@ Detroit Lions	L	31	34	76,338	PSD	B.Favre	dome
D 11	Chicago Bears (GB)	W	40	3	57,927	LF	B.Favre	33
D 18	Atlanta Falcons (Milw)	W	21	17	54,885	CoS	B.Favre	33
D 24	@ Tampa Bay Buccaneers	W	34	19	65,076	TaS	B.Favre	63
			382	287	974,980			

Home: 7-1 (458,074) Away: 2-6 (516,906) + — overtime

**NFC Wild Card Playoff**

D 31 Detroit Lions (GB) . . . . . W 16 12 58,125 LF B.Favre 33

**NFC Divisional Playoff**

J 8 @ Dallas Cowboys . . . . . L 9 35 64,745 TxS B.Favre 55

	GB	Opp	Rushing	No	Yds	Avg	Long	TD	
<b>Total First Downs</b>	314	281	Bennett	178	623	3.5	39t	5	
Rushing	88	82	Cobb	153	579	3.8	30	3	
Passing	205	182	Favre	42	202	4.8	36t	2	
Penalty	21	17	*L.Johnson	26	99	3.8	43	0	
<b>Third Downs</b>	97/225	79/222	Sharpe	3	15	5.0	8	0	
Efficiency	43.1	35.6	*Levens	5	15	3.0	5	0	
<b>Fourth Downs</b>	6/14	9/18	Brunell	6	7	1.2	5t	1	
Efficiency	42.9	50.0	Jordan	1	5	5.0	5	0	
<b>Possession Avg.</b>	30:56	29:04	Brooks	1	0	0.0	0	0	
<b>Total Net Yards</b>	5316	4764	Thompson	2	-2	-1.0	2	0	
Avg. Per Game	332.3	297.8	<b>Packers</b>	<b>417</b>	<b>1543</b>	<b>3.7</b>	<b>43</b>	<b>11</b>	
Total Plays	1059	1023	<b>Opponents</b>	<b>381</b>	<b>1363</b>	<b>3.6</b>	<b>63</b>	<b>9</b>	
Avg. Per Play	5.0	4.7	<b>NFC Central</b>						<b>QP</b>
<b>Net Yards Rushing</b>	1543	1363		<b>W</b>	<b>L</b>	<b>T</b>	<b>Pct</b>	<b>Pts</b>	
Avg. Per Game	96.4	85.2	Green Bay	10	6	0	.625	356	314
Total Rushes	417	381	Minnesota	9	7	0	.563	382	287
<b>Net Yards Passing</b>	3773	3401	Detroit	9	7	0	.563	357	342
Avg. Per Game	235.8	212.6	Chicago	9	7	0	.563	271	307
Sacked/Yards Lost	33/204	37/276	Tampa Bay	6	10	0	.375	251	351
Gross Yards	3977	3677	<b>Receiving</b>						<b>TD</b>
Att./Completions	609/375	605/337	Sharpe	94	1119	11.9	49	18	
Completion Pct.	61.6	55.7	Bennett	78	546	7.0	40	4	
Had Intercepted	14	21	Brooks	58	648	11.2	35	4	
<b>Punts/Average</b>	81/41.4	88/39.7	Cobb	35	299	8.5	37t	1	
Net Punting Avg.	81/35.5	88/33.8	West	31	377	12.2	26	2	
<b>Penalties/Yards</b>	85/760	82/675	Morgan	28	397	14.2	47t	4	
<b>Fumbles/Ball Lost</b>	25/8	32/12	Chmura	14	165	11.8	27	0	
<b>Touchdowns</b>	47	32	*L.Johnson	13	168	12.9	33	0	
Rushing	11	9	Lewis	7	108	15.4	38	0	
Passing	33	20	R.Johnson	7	79	11.3	24	0	
Returns	3	3	*Wilner	5	31	6.2	9	0	
			*Mickens	4	31	7.8	11	0	
			*Levens	1	9	9.0	9	0	
<b>By Quarter</b>	<b>Q1</b>	<b>Q2</b>	<b>Q3</b>	<b>Q4</b>	<b>OT</b>	<b>Pts</b>			
Packers	89	129	92	72	0	382			
Opponents	40	96	65	83	3	287			

**Primary Starters**

WR	R.Brooks	FB	E.Bennett
LT	K.Ruettgers	LE	R.White
LG	G.McIntyre	NT	J.Jurkovic
	F.Winters	DT	S.McMichael
C	F.Winters	RE	S.Jones
	J.Dukes	LOLB	B.Paup
RT	H.Galbreath	MLB	F.Strickland
RG	J.Sims	ROLB	G.Koonce
TE	E.West	LCB	T.Buckley
	M.Chmura	RCB	D.Evans
WR	S.Sharpe	SS	L.Butler
QB	B.Favre	FS	G.Teague
RB	R.Cobb		

Scoring	TD	Ru	Pa	Rt	PAT	FG	S	PTS
Sharpe	18	0	18	0				0 108
Jacke	0	0	0	0	41/43	19/26	0	98
Bennett	9	5	4	0				0 54
Brooks	6	0	4	2				0 36
Cobb	4	3	1	0				0 24
Morgan	4	0	4	0				0 24
West	2	0	2	0				0 14
Favre	2	2	0	0				0 12
Brunell	1	1	0	0				0 6
Paup	1	0	0	1				0 6
<b>Packers</b>	<b>47</b>	<b>11</b>	<b>33</b>	<b>3</b>	<b>41/43</b>	<b>19/26</b>	<b>0</b>	<b>382</b>
<b>Opponents</b>	<b>32</b>	<b>9</b>	<b>20</b>	<b>3</b>	<b>24/24</b>	<b>21/25</b>	<b>1</b>	<b>287</b>

**2-Pt. Conversions:** West, Packers 1-4, Opponents 3-8

**Field Goals**

Jacke . . . . . 1/1 11/11 4/6 2/5 1/3

Packers . . . . . 1/1 11/11 4/6 2/5 1/3

Opponents . . . . . 0/0 11/12 7/8 2/3 1/2

**Jacke:** (25G,39G,49G)(46N)(J)(21G,20G,22G)(27G)(25G,49N)(50G)(30B)(30G)(51N,46G)(J)(28G)(42N,24G)(39G,24G,20G,29G)(51N,37N)(38G,18G)

**Opponents:** (28G)(48G)(26G,26G)(24G)(48N,32N,33G)(37G)(29G,27G)(J)(51N)(20G)(38G,51G,25N)(41G,37G,35G)(27G,34G)(25G)(20G)(38G,27G)

Interceptions	No	Yds	Avg	Long	TD
Buckley	5	38	7.6	26	0
Butler	3	68	22.7	51	0
Paup	3	47	15.7	30	1
Teague	3	33	11.0	16	0
Willis	2	20	10.0	17	0
*McGill	2	16	8.0	16	0
Strickland	1	7	7.0	7	0
K.Johnson	1	3	3.0	3	0
Evans	1	0	0.0	0	0
<b>Packers</b>	<b>21</b>	<b>232</b>	<b>11.0</b>	<b>51</b>	<b>1</b>
<b>Opponents</b>	<b>14</b>	<b>193</b>	<b>13.8</b>	<b>36</b>	<b>0</b>

Punting	No	Yds	Avg	TB	In	Lg	B
Hentrich	81	3351	41.4	10	24	70	0
<b>Packers</b>	<b>81</b>	<b>3351</b>	<b>41.4</b>	<b>10</b>	<b>24</b>	<b>70</b>	<b>0</b>
<b>Opponents</b>	<b>88</b>	<b>3491</b>	<b>39.7</b>	<b>5</b>	<b>21</b>	<b>60</b>	<b>0</b>

Punt Returns	Ret	FC	Yds	Avg	Long	TD
Brooks	40	13	352	8.8	85t	1
Prior	8	4	62	7.8	16	0
Jordan	1	1	0	0.0	0	0
<b>Packers</b>	<b>49</b>	<b>18</b>	<b>414</b>	<b>8.4</b>	<b>85t</b>	<b>1</b>
<b>Opponents</b>	<b>36</b>	<b>10</b>	<b>272</b>	<b>7.6</b>	<b>25</b>	<b>0</b>

Kickoff Returns	No	Yds	Avg	Long	TD
Harris	29	618	21.3	59	0
Brooks	9	260	28.9	96t	1
Jordan	5	115	23.0	33	0
Jurkovic	4	57	14.3	16	0
Thompson	4	67	16.8	19	0
*Levens	2	31	15.5	16	0
M.Wilson	2	14	7.0	14	0
Davey	1	6	6.0	6	0
<b>Packers</b>	<b>56</b>	<b>1168</b>	<b>20.9</b>	<b>96t</b>	<b>1</b>
<b>Opponents</b>	<b>75</b>	<b>1380</b>	<b>18.4</b>	<b>91t</b>	<b>1</b>

**Sacks:** Jones 10.5, White 8, Paup 7.5, Gi.Brown 3, McMichael 2.5, Davey 1.5, Butler 1, Evans 1, Koonce 1, \*Wilkins 1, Packers 37, Opponents 33

\* — rookie

Passing	Att	Cmp	Yds	Cmp%	Yds/Att	TD	TD%	Int	Int%	LG	Sck/Yds	Rtg
Favre	582	363	3882	62.4	6.67	33	5.7	14	2.4	49	31/188	90.7
Brunell	27	12	95	44.4	3.52	0	0.0	0	0.0	25	2/16	53.8
<b>Packers</b>	<b>609</b>	<b>375</b>	<b>3977</b>	<b>61.6</b>	<b>6.53</b>	<b>33</b>	<b>5.4</b>	<b>14</b>	<b>2.3</b>	<b>49</b>	<b>33/204</b>	<b>89.1</b>
<b>Opponents</b>	<b>605</b>	<b>337</b>	<b>3677</b>	<b>55.7</b>	<b>6.08</b>	<b>20</b>	<b>3.3</b>	<b>21</b>	<b>3.5</b>	<b>68</b>	<b>37/276</b>	<b>70.4</b>

COMMUNITY  
ADMIN. & COACHES  
VETERANS  
DRAFT & FREE AGENTS  
2022 REVIEW  
1994  
LAMBEAU FIELD  
MISC.

# 1995 11-5-0, .688, FIRST, NFC CENTRAL

Head Coach:	Mike Holmgren	GB	Opp	Attend	Site	Starting QB	Temp	
S 3	St. Louis Rams	L	14	17	60,104	LF	B.Favre	72
S 11	@ Chicago Bears	W	27	24	64,855	SF	B.Favre	66
S 17	New York Giants	W	14	6	60,117	LF	B.Favre	56
S 24	@ Jacksonville Jaguars	W	24	14	66,744	ALS	B.Favre	64
O 8	@ Dallas Cowboys	W	24	34	64,806	Txs	B.Favre	80
O 15	Detroit Lions	W	30	21	60,302	LF	B.Favre	45
O 22	Minnesota Vikings	W	38	21	60,332	LF	B.Favre	42
O 29	@ Detroit Lions	L	16	24	73,462	PSD	B.Favre	dome
N 5	@ Minnesota Vikings	L	24	27	62,839	MD	B.Favre	dome
N 12	Chicago Bears	W	35	28	59,996	LF	B.Favre	22
N 19	@ Cleveland Browns	W	31	20	55,388	CMS	B.Favre	39
N 26	Tampa Bay Buccaneers	W	35	13	59,218	LF	B.Favre	34
D 3	Cincinnati Bengals	W	24	10	60,318	LF	B.Favre	32
D 10	@ Tampa Bay Buccaneers	+L	10	13	67,557	TaS	B.Favre	51
D 16	@ New Orleans Saints	W	34	23	50,132	LSD	B.Favre	dome
D 24	Pittsburgh Steelers	W	24	19	60,649	LF	B.Favre	24
		404	314	986,819				

Home: 7-1 (481,036) Away: 4-4 (505,783) + — overtime

NFC Wild Card Playoff								
D 31	Atlanta Falcons	W	37	20	60,453	LF	B.Favre	30

NFC Divisional Playoff								
J 6	@ San Francisco 49ers	W	27	17	69,311	CP	B.Favre	59

NFC Championship								
J 14	@ Dallas Cowboys	L	27	38	65,135	Txs	B.Favre	72

	GB	Opp	Rushing	No	Yds	Avg	Long	TD
Total First Downs	339	303	Bennett	316	1067	3.4	23	3
Rushing	84	99	Favre	39	181	4.6	40	3
Passing	235	188	Levens	36	120	3.3	22	3
Penalty	20	16	*Henderson	7	35	5.0	17	0
Third Downs	108/220	75/214	R.Brooks	4	21	5.3	21	0
Efficiency	49.1	35.0	Rubley	2	6	3.0	6	0
Fourth Downs	5/8	12/26	Detmer	3	3	1.0	5	0
Efficiency	62.5	46.2	Johnson	2	-2	-1.0	0	0
Possession Avg.	31:13	28:47	Ingram	1	-3	-3.0	-3	0

	GB	Opp	Packers	No	Yds	Avg	Long	TD
Total Net Yards	5750	5155	Packers	410	1428	3.5	40	12
Avg. Per Game	359.4	322.2	Opponents	374	1515	4.1	37	9
Total Plays	1036	1029						
Avg. Per Play	5.6	5.0						

	GB	Opp	Net Yards Rushing	No	Yds	Avg	Long	TD	
Net Yards Rushing	1428	1515	Green Bay	11	5	0	.688	404	314
Avg. Per Game	89.3	94.7	Detroit	10	6	0	.625	436	336
Total Rushes	410	374	Chicago	9	7	0	.563	392	360
Net Yards Passing	4322	3640	Minnesota	8	8	0	.500	412	385
Avg. Per Game	270.1	227.5	Tampa Bay	7	9	0	.438	238	335

	GB	Opp	Receiving	No	Yds	Avg	Long	TD
Sacked/Yards Lost	33/217	39/275	R.Brooks	102	1497	14.7	99t	13
Gross Yards	4539	3915	Bennett	61	648	10.6	35	4
Att./Completions	593/372	616/351	Chmura	54	679	12.6	33	7
Completion Pct.	62.7	57.0	Levens	48	434	9.0	27	4
Had Intercepted	15	13	Ingram	39	469	12.0	29	3

	GB	Opp	Punts/Average	No	Yds	Avg	Long	TD
Punts/Average	67/40.9	88/42.6	Jordan	31	344	11.1	29t	4
Net Punting Avg.	67/34.6	88/35.6	Morgan	31	344	11.1	29t	4
Penalties/Yards	85/604	98/738	Jackson	13	142	10.9	22	1
Fumbles/Ball Lost	22/6	12/3	*Freeman	8	106	13.3	28	1
Touchdowns	49	37	Jordan	7	117	16.7	35	2
Returns	9	12	Mickens	3	50	16.7	24	0
Passing	39	25	Thomason	3	32	10.7	15	0
Returns	1	0	*Henderson	3	21	7.0	9t	0

	GB	Opp	Packers	No	Yds	Avg	Long	TD	
By Quarter	Q1	Q2	Q3	Q4	OT	Pts			
Packers	83	146	81	94	0	404			
Opponents	41	106	72	92	3	314			

	GB	Opp	Receiving	No	Yds	Avg	Long	TD	
Att./Completions	593/372	616/351	*Freeman	8	106	13.3	28	1	
Completion Pct.	62.7	57.0	Jordan	7	117	16.7	35	2	
Had Intercepted	15	13	Mickens	3	50	16.7	24	0	
Punts/Average	67/40.9	88/42.6	Thomason	3	32	10.7	15	0	
Net Punting Avg.	67/34.6	88/35.6	*Henderson	3	21	7.0	9t	0	
Penalties/Yards	85/604	98/738	Packers	372	4539	12.2	99t	39	
Fumbles/Ball Lost	22/6	12/3	Opponents	351	3915	11.2	69t	25	
Touchdowns	49	37	Sacks:	White 12, Jones 9, Simmons 4, LaBounty 3, Wilkins 3, Kuberski 2, *Holland 1.5, Prior 1.5, Butler 1, Evans 1, Koonce 1, Packers 39, Opponents 33					
Returns	9	12							
Passing	39	25							
Returns	1	0							

	GB	Opp	Punt Returns	Ret	FC	Yds	Avg	Long	TD
Punt Returns	37	29	*Freeman	37	3	292	7.9	26	0
Opponents	88	3746	Jordan	21	2	213	10.1	18	0
Kickoff Returns	24	556	Evans	1	0	0	0	0	0
*Freeman	24	556	23.2	45	0				
Jordan	21	444	21.1	33	0				
Morgan	8	165	20.6	28	0				
Jervey	3	46	15.3	20	0				
Arthur	1	10	10.0	10	0				
R.Brooks	1	28	28.0	28	0				
Jurkovic	1	17	17.0	17	0				
Mickens	1	0	0.0	0	0				
Thomason	1	16	16.0	16	0				
Packers	61	1282	21.0	45	0				
Opponents	74	1581	21.4	46	0				

	GB	Opp	Receiving	No	Yds	Avg	Long	TD
Opponents	88	3746	42.6	5	17	58	0	
Kickoff Returns	24	556	23.2	45	0			
*Freeman	24	556	23.2	45	0			
Jordan	21	444	21.1	33	0			
Morgan	8	165	20.6	28	0			
Jervey	3	46	15.3	20	0			
Arthur	1	10	10.0	10	0			
R.Brooks	1	28	28.0	28	0			
Jurkovic	1	17	17.0	17	0			
Mickens	1	0	0.0	0	0			
Thomason	1	16	16.0	16	0			
Packers	61	1282	21.0	45	0			
Opponents	74	1581	21.4	46	0			

	GB	Opp	Punt Returns	Ret	FC	Yds	Avg	Long	TD
Punt Returns	37	29	*Freeman	37	3	292	7.9	26	0
Opponents	88	3746	42.6	5	17	58	0		
Kickoff Returns	24	556	23.2	45	0				
*Freeman	24	556	23.2	45	0				
Jordan	21	444	21.1	33	0				
Morgan	8	165	20.6	28	0				
Jervey	3	46	15.3	20	0				
Arthur	1	10	10.0	10	0				
R.Brooks	1	28	28.0	28	0				
Jurkovic	1	17	17.0	17	0				
Mickens	1	0	0.0	0	0				
Thomason	1	16	16.0	16	0				
Packers	61	1282	21.0	45	0				
Opponents	74	1581	21.4	46	0				

	GB	Opp	Receiving	No	Yds	Avg	Long	TD
Opponents	88	3746	42.6	5	17	58	0	
Kickoff Returns	24	556	23.2	45	0			
*Freeman	24	556	23.2	45	0			
Jordan	21	444	21.1	33	0			
Morgan	8	165	20.6	28	0			
Jervey	3	46	15.3	20	0			
Arthur	1	10	10.0	10	0			
R.Brooks	1	28	28.0	28	0			
Jurkovic	1	17	17.0	17	0			
Mickens	1	0	0.0	0	0			
Thomason	1	16	16.0	16	0			
Packers	61	1282	21.0	45	0			
Opponents	74	1581	21.4	46	0			

	GB	Opp	Punt Returns	Ret	FC	Yds	Avg	Long	TD
Punt Returns	37	29	*Freeman	37	3	292	7.9	26	0
Opponents	88	3746	42.6	5	17	58	0		
Kickoff Returns	24	556	23.2	45	0				
*Freeman	24	556	23.2	45	0				
Jordan	21	444	21.1	33	0				
Morgan	8	165	20.6	28	0				
Jervey	3	46	15.3	20	0				
Arthur	1	10	10.0	10	0				
R.Brooks	1	28	28.0	28	0				
Jurkovic	1	17	17.0	17	0				
Mickens	1	0	0.0	0	0				
Thomason	1	16	16.0	16	0				
Packers	61	1282	21.0	45	0				
Opponents	74	1581	21.4	46	0				

	GB	Opp	Receiving	No	Yds	Avg	Long	TD
Opponents	88	3746	42.6	5	17	58	0	
Kickoff Returns	24	556	23.2	45	0			
*Freeman	24	556	23.2	45	0			
Jordan	21	444	21.1	33	0			
Morgan	8	165	20.6					

# 13-3-0, .813, FIRST, NFC CENTRAL 1996

Head Coach: Mike Holmgren		GB	Opp	Attend	Site	Starting QB	Temp	
S 1	@ Tampa Bay Buccaneers	W	34	3	54,102	HS	B.Favre	86
S 9	Philadelphia Eagles	W	39	13	60,666	LF	B.Favre	65
S 15	San Diego Chargers	W	42	10	60,584	LF	B.Favre	65
S 22	@ Minnesota Vikings	L	21	30	64,168	MD	B.Favre	dome
S 29	@ Seattle Seahawks	W	31	10	59,973	KD	B.Favre	dome
O 6	@ Chicago Bears	W	37	6	65,480	SF	B.Favre	68
O 14	San Francisco 49ers	W	23	20	60,716	LF	B.Favre	44
O 27	Tampa Bay Buccaneers	W	13	7	60,627	LF	B.Favre	56
N 3	Detroit Lions	W	28	18	60,695	LF	B.Favre	43
N 10	@ Kansas City Chiefs	L	20	27	79,281	ArS	B.Favre	30
N 18	@ Dallas Cowboys	L	6	21	65,032	TxS	B.Favre	55
N 24	@ St. Louis Rams	W	24	9	61,499	TWD	B.Favre	dome
D 1	Chicago Bears	W	28	17	59,682	LF	B.Favre	29
D 8	Denver Broncos	W	41	6	60,712	LF	B.Favre	31
D 15	@ Detroit Lions	W	31	3	73,214	PSD	B.Favre	dome
D 22	Minnesota Vikings	W	38	10	59,306	LF	B.Favre	31
			456	210	1,005,737			

Home: 8-0 (482,988) Away: 5-3 (522,749) + — overtime

**NFC Divisional Playoff**

J 4	San Francisco 49ers	W	35	14	60,787	LF	B.Favre	34
-----	---------------------	---	----	----	--------	----	---------	----

**NFC Championship**

J 12	Carolina Panthers	W	30	13	60,216	LF	B.Favre	3
------	-------------------	---	----	----	--------	----	---------	---

**Super Bowl XXXI**

J 26	New England Patriots (@ N.O.)	W	35	21	72,301	LSD	B.Favre	dome
------	-------------------------------	---	----	----	--------	-----	---------	------

	GB	Opp	Rushing	No	Yds	Avg	Long	TD	
<b>Total First Downs</b>	338	248	Bennett	222	899	4.0	23	2	
Rushing	118	74	Levens	121	566	4.7	24	5	
Passing	197	151	Favre	49	136	2.8	23	2	
Penalty	23	23	Henderson	39	130	3.3	14	0	
<b>Third Downs</b>	97/219	74/226	Jervey	26	106	4.1	12	0	
Efficiency	44.3	32.7	R.Brooks	4	2	0.5	6	0	
<b>Fourth Downs</b>	5/11	14/22	McMahon	4	-1	-0.3	2	0	
Efficiency	45.5	63.6	<b>Packers</b>	465	1838	4.0	24	9	
<b>Possession Avg.</b>	31:53	28:07	<b>Opponents</b>	400	1416	3.5	37	7	
<b>Total Net Yards</b>	5535	4156	<b>NFC Central</b>						
Avg. Per Game	345.9	259.8		W	L	T	Pct	Pts	DP
Total Plays	1053	981	<b>Green Bay</b>	13	3	0	.813	456	210
Avg. Per Play	5.3	4.2	Minnesota	9	7	0	.563	298	315
<b>Net Yards Rushing</b>	1838	1416	Chicago	7	9	0	.438	283	305
Avg. Per Game	114.9	88.5	Tampa Bay	6	10	0	.375	221	293
Total Rushes	465	400	Detroit	5	11	0	.313	302	368
<b>Net Yards Passing</b>	3697	2740	<b>Receiving</b>						
Avg. Per Game	231.1	171.3	Freeman	56	933	16.7	51	9	
Sacked/Yards Lost	40/241	37/202	Jackson	40	505	12.6	51	10	
Gross Yards	3938	2942	Beebe	39	699	17.9	80	4	
Att./Completions	548/328	544/283	Levens	31	226	7.3	49	5	
Completion Pct.	59.9	52.0	Bennett	31	176	5.7	25	1	
Had Intercepted	13	26	Chmura	28	370	13.2	29	0	
<b>Punts/Average</b>	68/42.4	90/43.1	Henderson	27	203	7.5	27	1	
Net Punting Avg.	68/36.3	90/32.5	R.Brooks	23	344	15.0	38	4	
<b>Penalties/Yards</b>	92/714	107/797	Mickens	18	161	8.9	19	2	
<b>Fumbles/Ball Lost</b>	33/11	25/13	Rison	13	135	10.4	22	1	
<b>Touchdowns</b>	56	19	Howard	13	95	7.3	12	0	
Rushing	9	7	*Mayes	6	46	7.7	12	2	
Passing	39	12	Thomason	3	45	15.0	24	0	
Returns	8	0	<b>Packers</b>	328	3938	12.0	80	39	
			<b>Opponents</b>	283	2942	10.4	69	12	

By Quarter	Q1	Q2	Q3	Q4	OT	Pts
Packers	76	125	136	116	3	456
Opponents	32	96	25	57	0	210

**Primary Starters**

WR	A.Freeman	FB	W.Henderson
LT	*J.Michels	LE	R.White
	Ga.Brown	NT	Gi.Brown
LG	A.Taylor	DT	S.Dotson
C	F.Winters	RE	S.Jones
RG	A.Timmerman	LOLB	W.Simmons
RT	E.Dotson	MLB	G.Koonce
TE	M.Chmura	ROLB	B.Williams
	K.Jackson	LCB	C.Newsome
WR	R.Brooks	RCB	D.Evans
	D.Beebe	SS	L.Butler
QB	B.Favre	FS	E.Robinson
RB	E.Bennett		

**Sacks:** White 8.5, Butler 6.5, S.Dotson 5.5, S.Jones 5, Evans 3, Wilkins 3, Simmons 2.5, Gi.Brown 1, \*McKenzie 1, Clavelle 0.5, B.Williams 0.5, Packers 37, Opponents 40

— rookie

Passing	Att	Cmp	Yds	Cmp%	Yds/Att	TD	TD%	Int	Int%	Lg	Sck	Yds	Rtng
Favre	543	325	3899	59.9	7.18	39	7.2	13	2.4	80	40	241	95.8
McMahon	4	3	39	75.0	9.75	0	0.0	0	0.0	24	0	0	105.2
Henrich	1	0	0	0.0	0.0	0	0.0	0	0.0	0	0	0	39.6
<b>Packers</b>	<b>548</b>	<b>328</b>	<b>3938</b>	<b>59.9</b>	<b>7.19</b>	<b>39</b>	<b>7.1</b>	<b>13</b>	<b>2.4</b>	<b>80</b>	<b>40</b>	<b>241</b>	<b>95.7</b>
<b>Opponents</b>	<b>544</b>	<b>283</b>	<b>2942</b>	<b>52.0</b>	<b>5.41</b>	<b>12</b>	<b>2.2</b>	<b>26</b>	<b>4.8</b>	<b>69</b>	<b>37</b>	<b>202</b>	<b>55.4</b>

Scoring	Td	Ru	Pa	Rt	PAT	FG	S	Pts
Jacke	0	0	0	0	51/53	21/27	0	114
Jackson	10	10	0	0			0	60
Levens	10	5	5	0			0	60
Freeman	9	0	9	0			0	54
Beebe	6	0	4	2			0	36
R.Brooks	4	0	4	0			0	24
Bennett	3	2	1	0			0	22
Howard	3	0	0	3			0	18
Favre	2	2	0	0			0	12
*Mayes	2	0	2	0			0	12
Mickens	2	0	2	0			0	12
Butler	1	0	1	0			0	6
Evans	1	0	1	0			0	6
Henderson	1	0	1	0			0	6
Koonce	1	0	1	0			0	6
Rison	1	0	1	0			0	6
<b>Packers</b>	<b>56</b>	<b>9</b>	<b>39</b>	<b>8</b>	<b>51/53</b>	<b>21/27</b>	<b>1</b>	<b>456</b>
<b>Opponents</b>	<b>19</b>	<b>7</b>	<b>12</b>	<b>0</b>	<b>17/17</b>	<b>25/27</b>	<b>1</b>	<b>210</b>

**2-Pt. Conversions:** Bennett 2, Packers 2-3, Opponents 1-2

**Field Goals** 1-19 20-29 30-39 40-49 50+

Jacke	0/0	6/6	9/11	5/9	1/1
<b>Packers</b>	<b>0/0</b>	<b>6/6</b>	<b>9/11</b>	<b>5/9</b>	<b>1/1</b>
<b>Opponents</b>	<b>0/0</b>	<b>4/5</b>	<b>9/9</b>	<b>12/13</b>	<b>0/0</b>

**Jacke:** (23G,40G,46N)(29G,44G,38G)  
 (48N)(36G,38N)(32G)(30G,25G,35G,31G,53G)  
 (40G,48G,46N)(24G,49G)(32N)(37G)(46N)  
 (33G,22G)(20G)(35G)  
**Opponents:** (48G)(43G,46N)(34G,44G,33G)  
 (44G)(40G,41G)(48G,28G)(27N)(48G)(26G,22G)  
 (45G,37G,42G,45G,35G,39G,28G)(1)(34G)  
 (40G,39G)(39G)(34G)

Interceptions	No	Yds	Avg	Long	TD
E.Robinson	6	107	17.8	39	0
Butler	5	149	29.8	90	1
Evans	5	102	20.4	63	1
Koonce	3	84	28.0	75	1
Newsome	2	22	11.0	20	0
White	1	46	46.0	46	0
Prior	1	7	7.0	7	0
Dowden	1	5	5.0	5	0
Hollingshead	1	2	2.0	2	0
Simmons	1	0	0.0	0	0
<b>Packers</b>	<b>26</b>	<b>524</b>	<b>20.2</b>	<b>90</b>	<b>3</b>
<b>Opponents</b>	<b>13</b>	<b>98</b>	<b>7.5</b>	<b>41</b>	<b>0</b>

Punting	No	Yds	Avg	TB	In	Lg	B
Henrich	68	2886	42.4	9	28	65	0
<b>Packers</b>	<b>68</b>	<b>2886</b>	<b>42.4</b>	<b>9</b>	<b>28</b>	<b>65</b>	<b>0</b>
<b>Opponents</b>	<b>90</b>	<b>3876</b>	<b>43.1</b>	<b>4</b>	<b>15</b>	<b>63</b>	<b>1</b>

Punt Returns	Ret	FC	Yds	Avg	Long	TD
Howard	58	16	875	15.1	92	3
Prior	0	1	0	0.0	0	0
<b>Packers</b>	<b>58</b>	<b>17</b>	<b>875</b>	<b>15.1</b>	<b>92</b>	<b>3</b>
<b>Opponents</b>	<b>29</b>	<b>15</b>	<b>237</b>	<b>8.2</b>	<b>26</b>	<b>0</b>

Kickoff Returns	No	Yds	Avg	Long	TD
Howard	22	460	20.9	40	0
Beebe	15	403	26.9	90	1
Levens	5	84	16.8	29	0
Henderson	2	38	19.0	23	0
Freeman	1	16	16.0	16	0
Jervey	1	17	17.0	17	0
Thomason	1	20	20.0	20	0
<b>Packers</b>	<b>47</b>	<b>1038</b>	<b>22.1</b>	<b>90</b>	<b>1</b>
<b>Opponents</b>	<b>76</b>	<b>1649</b>	<b>21.7</b>	<b>45</b>	<b>0</b>

COMMUNITY

ADMIN. & COACHES

VETERANS

DRAFT & FREE AGENTS

2022 REVIEW

1996

LAMBEAU FIELD

MISC.



# 1997 13-3-0, .813, FIRST, NFC CENTRAL

Head Coach:	Mike Holmgren	GB	Opp	Attend	Site	Starting QB	Temp	
S 1	Chicago Bears	W	38	24	60,766	LF	B.Favre	73
S 7	@ Philadelphia Eagles	L	9	10	66,803	VS	B.Favre	78
S 14	Miami Dolphins	W	23	18	60,075	LF	B.Favre	70
S 21	Minnesota Vikings	W	38	32	60,115	LF	B.Favre	59
S 28	@ Detroit Lions	L	15	26	78,110	PSD	B.Favre	dome
O 5	Tampa Bay Buccaneers	W	21	16	60,100	LF	B.Favre	75
O 12	@ Chicago Bears	W	24	23	62,212	SF	B.Favre	73
O 27	@ New England Patriots	W	28	10	59,972	FS	B.Favre	52
N 2	Detroit Lions	W	20	10	60,126	LF	B.Favre	35
N 9	St. Louis Rams	W	17	7	60,093	LF	B.Favre	42
N 16	@ Indianapolis Colts	L	38	41	60,928	RCA	B.Favre	dome
N 23	Dallas Cowboys	W	45	17	60,111	LF	B.Favre	22
D 1	@ Minnesota Vikings	W	27	11	64,001	MD	B.Favre	dome
D 7	@ Tampa Bay Buccaneers	W	17	6	73,523	HS	B.Favre	56
D 14	@ Carolina Panthers	W	31	10	70,887	ES	B.Favre	40
D 20	Buffalo Bills	W	31	21	60,108	LF	B.Favre	31
			422	282	1,017,930			

Home: 8-0 (481,494) Away: 5-3 (536,436)

### NFC Divisional Playoff

J 4	Tampa Bay Buccaneers	W	21	7	60,327	LF	B.Favre	28
-----	----------------------	---	----	---	--------	----	---------	----

### NFC Championship

J 11	@ San Francisco 49ers	W	23	10	68,987	CP	B.Favre	56
------	-----------------------	---	----	----	--------	----	---------	----

### Super Bowl XXXII

J 25	Denver Broncos (@ San Diego)	L	24	31	68,912	OS	B.Favre	67
------	------------------------------	---	----	----	--------	----	---------	----

	GB	Opp	Rushing	No	Yds	Avg	Long	TD	
Total First Downs	325	288	Levens	329	1435	4.4	52t	7	
Rushing	103	105	Favre	58	187	3.2	16t	1	
Passing	191	156	Hayden	32	148	4.6	21	1	
Penalty	31	27	Henderson	31	113	3.6	15	0	
Third Downs	80/202	77/232	R.Brooks	2	19	9.5	15	0	
Efficiency	39.6	33.2	Freeman	1	14	14.0	14	0	
Fourth Downs	5/5	12/24	Bono	3	-3	-1.0	-1	0	
Efficiency	100.0	50.0	Pederson	3	-4	-1.3	-1	0	
Possession Avg.	30:05	29:55	Packers	459	1909	4.2	52t	9	
Total Net Yards	5614	4827	Opponents	443	1876	4.2	68t	16	
Avg. Per Game	350.9	301.7							
Total Plays	1008	1047							
Avg. Per Play	5.6	4.6							
Net Yards Rushing	1909	1876							
Avg. Per Game	119.3	117.3							
Total Rushing	459	443							
Net Yards Passing	3705	2951							
Avg. Per Game	231.6	184.4							
Sacked/Yards Lost	26/191	41/274							
Gross Yards	3896	3225							
Att./Completions	523/309	563/288							
Completion Pct.	59.1	51.2							
Had Intercepted	16	21							
Punts/Average	75/45.0	90/42.5							
Net Punting Avg.	75/36.0	90/36.6							
Penalties/Yards	93/718	114/945							
Fumbles/Ball Lost	24/16	25/11							
Touchdowns	50	30							
Rushing	9	16							
Passing	35	10							
Returns	6	4							

	GB	Opp	Rushing	No	Yds	Avg	Long	TD	
Total First Downs	325	288	Levens	329	1435	4.4	52t	7	
Rushing	103	105	Favre	58	187	3.2	16t	1	
Passing	191	156	Hayden	32	148	4.6	21	1	
Penalty	31	27	Henderson	31	113	3.6	15	0	
Third Downs	80/202	77/232	R.Brooks	2	19	9.5	15	0	
Efficiency	39.6	33.2	Freeman	1	14	14.0	14	0	
Fourth Downs	5/5	12/24	Bono	3	-3	-1.0	-1	0	
Efficiency	100.0	50.0	Pederson	3	-4	-1.3	-1	0	
Possession Avg.	30:05	29:55	Packers	459	1909	4.2	52t	9	
Total Net Yards	5614	4827	Opponents	443	1876	4.2	68t	16	
Avg. Per Game	350.9	301.7							
Total Plays	1008	1047							
Avg. Per Play	5.6	4.6							
Net Yards Rushing	1909	1876							
Avg. Per Game	119.3	117.3							
Total Rushing	459	443							
Net Yards Passing	3705	2951							
Avg. Per Game	231.6	184.4							
Sacked/Yards Lost	26/191	41/274							
Gross Yards	3896	3225							
Att./Completions	523/309	563/288							
Completion Pct.	59.1	51.2							
Had Intercepted	16	21							
Punts/Average	75/45.0	90/42.5							
Net Punting Avg.	75/36.0	90/36.6							
Penalties/Yards	93/718	114/945							
Fumbles/Ball Lost	24/16	25/11							
Touchdowns	50	30							
Rushing	9	16							
Passing	35	10							
Returns	6	4							

	GB	Opp	Rushing	No	Yds	Avg	Long	TD	
Total First Downs	325	288	Levens	329	1435	4.4	52t	7	
Rushing	103	105	Favre	58	187	3.2	16t	1	
Passing	191	156	Hayden	32	148	4.6	21	1	
Penalty	31	27	Henderson	31	113	3.6	15	0	
Third Downs	80/202	77/232	R.Brooks	2	19	9.5	15	0	
Efficiency	39.6	33.2	Freeman	1	14	14.0	14	0	
Fourth Downs	5/5	12/24	Bono	3	-3	-1.0	-1	0	
Efficiency	100.0	50.0	Pederson	3	-4	-1.3	-1	0	
Possession Avg.	30:05	29:55	Packers	459	1909	4.2	52t	9	
Total Net Yards	5614	4827	Opponents	443	1876	4.2	68t	16	
Avg. Per Game	350.9	301.7							
Total Plays	1008	1047							
Avg. Per Play	5.6	4.6							
Net Yards Rushing	1909	1876							
Avg. Per Game	119.3	117.3							
Total Rushing	459	443							
Net Yards Passing	3705	2951							
Avg. Per Game	231.6	184.4							
Sacked/Yards Lost	26/191	41/274							
Gross Yards	3896	3225							
Att./Completions	523/309	563/288							
Completion Pct.	59.1	51.2							
Had Intercepted	16	21							
Punts/Average	75/45.0	90/42.5							
Net Punting Avg.	75/36.0	90/36.6							
Penalties/Yards	93/718	114/945							
Fumbles/Ball Lost	24/16	25/11							
Touchdowns	50	30							
Rushing	9	16							
Passing	35	10							
Returns	6	4							

By Quarter	Q1	Q2	Q3	Q4	OT	Pts
Packers	82	151	87	102	0	422
Opponents	48	78	56	100	0	282

### Primary Starters

WR	A.Freeman	LE	R.White
LT	*R.Verba	NT	G.Brown
LG	A.Taylor	DT	S.Dotson
C	F.Winters	RE	G.Wilkins
RG	A.Timmerman	LOLB	S.Joyner
RT	E.Dotson	MLB	B.Harris
TE	M.Chmura	ROLB	B.Williams
WR	R.Brooks	LCB	T.Williams
QB	B.Favre	RCB	D.Evans
RB	D.Levens	SS	L.Buttler
FB	W.Henderson	FS	E.Robinson

	W	L	T	Pct	Pts	OP
NFC Central						
Green Bay	13	3	0	.813	422	282
Tampa Bay	10	6	0	.625	299	263
Detroit	9	7	0	.563	379	306
Minnesota	9	7	0	.563	354	359
Chicago	4	12	0	.250	263	421

	Receiving	No	Yds	Avg	Long	TD
Freeman	.81	1243	15.3	58t	12	
R.Brooks	.60	1010	16.8	48	7	
Levens	.53	370	7.0	26	5	
Henderson	.41	367	9.0	25	1	
Chmura	.38	417	11.0	32t	6	
Mayes	.18	290	16.1	74	0	
Thomason	.9	115	12.8	27	1	
Beebe	.2	28	14.0	23	0	
T.Davis	.2	28	14.0	26	1	
Schroeder	.2	15	7.5	8	1	
Hayden	.2	11	5.5	7	0	
Mickens	.1	2	2.0	2t	1	
Packers	.309	3896	12.6	74	35	
Opponents	.288	3225	11.2	62	10	

Sacks: White 11, S.Dotson 5.5, Wilkins 5.5, Brown 3, Butler 3, Joyner 3, Robinson 2.5, McKenzie 1.5, Evans 1, Harris 1, \*Smith 1, B.Williams 1, Packers 41, Opponents 26

\* — rookie

	Passing	Att	Cmp	Yds	Cmp%	Yds/Att	TD	TD%	Int	Int%	LG	Sck/Yds	Rtng
Favre	.513	304	3867	59.3	7.54	35	6.8	16	3.1	74	25/176	92.6	
Bono	.10	5	29	50.0	2.90	0	0.0	0	0.0	14	1/15	56.3	
Packers	.523	309	3896	59.1	7.45	35	6.7	16	3.1	74	26/191	91.9	
Opponents	.563	288	3225	51.2	5.73	10	1.8	21	3.7	62	41/274	59.0	

Scoring	TD	Ru	Pa	Rt	PAT	FG	S	Pts
Longwell	0	0	0	0	48/48	24/30	0	120
Levens	12	7	5	0	0	0	0	74
Freeman	12	0	12	0	0	0	0	72
R.Brooks	7	0	7	0	0	0	0	42
Chmura	6	0	6	0	0	0	0	36
*Sharper	3	0	3	0	0	0	0	18
T.Davis	2	0	1	0	0	0	0	12
Wilkins	2	0	2	0	0	0	0	12
Favre	1	1	0	0	0	0	0	6
Hayden	1	1	0	0	0	0	0	6
Henderson	1	0	1	0	0	0	0	6
Mickens	1	0	1	0	0	0	0	6
Schroeder	1	0	1	0	0	0	0	6
Thomason	1	0	1	0	0	0	0	6
Packers	50	9	35	6	48/48	24/30	0	422
Opponents	30	16	10	4	18/18	24/30	0	282

2-Pt. Conversions: Levens, Packers 1-2, Opponents 6-12

Field Goals	1-19	20-29	30-39	40-49	50+	
*Longwell	4/4	7/8	10/13	2/4	1/1	
Packers	4/4	7/8	10/13	2/4	1/1	
Opponents	0/0	7/8	8/10	8/11	1/1	
Longwell	(38G,36G,29G)(36G,19G,50G)(47B)(37G)(23G,44G)(44G)(18G)(34N,32G)(30G,35N,19G)(31B,27G)(31G)(45N,35G)					
Opponents	(42G)(48N,32G)(24G,31G,22G,34G)(22N,31G)(53G,44G,22G,39G)(23G)(41G)(38G)(34G)(37B,36N)(42G,42N,41G,35G,20G)(29G)(42G,44N)(24G,48G)(43G))					

Interceptions	No	Yds	Avg	Long	TD
Butler	.5	4	0.8	2	0
Prior	.4	72	18.0	49	0
Evans	.3	33	11.0	27	0
*Sharper	.2	70	35.0	50t	2
B.Williams	.2	30	15.0	25	0
Wilkins	.1	77	77.0	77t	1
Robinson	.1	26	26.0	26	0
Mullen	.1	17	17.0	17	0
Harris	.1	0	0.0	0	0
T.Williams	.1	0	0.0	0	0
Packers	.21	329	15.7	77t	3
Opponents	.16	305	19.1	52t	3

Punting	No	Yds	Avg	TB	In	Lg	B
Hentrich	.75	3378	45.0	21	26	65	0
Packers	.75	3378	4				

# 11-5-0, .688, SECOND, NFC CENTRAL 1998

Head Coach:	Mike Holmgren	GB	Opp	Attend	Site	Starting QB	Temp
S 6	Detroit Lions	W	38	19	60,102	LF	B.Favre 81
S 13	Tampa Bay Buccaneers	W	23	15	60,124	LF	B.Favre 75
S 20	@ Cincinnati Bengals	W	13	6	56,346	CF	B.Favre 81
S 27	@ Carolina Panthers	W	37	30	69,723	ES	B.Favre 83
O 5	Minnesota Vikings	L	24	37	59,849	LF	B.Favre 58
O 15	@ Detroit Lions	L	20	27	77,932	PSD	B.Favre dome
O 25	Baltimore Ravens	W	28	10	59,860	LF	B.Favre 56
N 1	San Francisco 49ers	W	36	22	59,794	LF	B.Favre 50
N 9	@ Pittsburgh Steelers	L	20	27	60,507	TRS	B.Favre 50
N 15	@ New York Giants	W	37	3	76,272	GS	B.Favre 59
N 22	@ Minnesota Vikings	L	14	28	64,471	MD	B.Favre dome
N 29	Philadelphia Eagles	W	24	16	59,862	LF	B.Favre 60
D 7	@ Tampa Bay Buccaneers	L	22	24	65,497	RJS	B.Favre 72
D 13	Chicago Bears	W	26	20	59,813	LF	B.Favre 42
D 20	Tennessee Oilers	W	30	22	59,888	LF	B.Favre 29
D 27	@ Chicago Bears	W	16	13	58,393	SF	B.Favre 39
			408	319	1,008,433		

Home: 7-1 (479,292) Away: 4-4 (529,141)

### NFC Wild Card Playoff

J 3	@ San Francisco 49ers	L	27	30	66,506	3CP	B.Favre 61
-----	-----------------------	---	----	----	--------	-----	------------

Scoring	TD	Ru	Pa	Rt	PAT	FG	S	PTS
Longwell	0	0	0	0	41/43	29/33	0	128
Freeman	14	0	14	0	0	0	0	86
T.Davis	7	0	7	0	0	0	0	42
Chmura	4	0	4	0	0	0	0	24
Brooks	3	0	3	0	0	0	0	18
Henderson	3	2	1	0	0	0	0	18
Mayes	3	0	3	0	0	0	0	18
Preston	3	0	0	3	0	0	0	18
McKenzie	2	0	0	2	0	0	0	12
Butler	1	0	0	1	0	0	0	6
Favre	1	1	0	0	0	0	0	6
R.Harris	1	1	0	0	0	0	0	6
Holmes	1	1	0	0	0	0	0	6
Jervey	1	1	0	0	0	0	0	6
Levens	1	1	0	0	0	0	0	6
Schroeder	1	0	1	0	0	0	0	6

Packers 46 7 33 6 41/43 29/33 1 408  
Opponents 36 7 23 6 28/30 23/27 0 319

2-Pt. Conversions: Freeman, Packers 1-3, Opponents 3-6

Total First Downs	GB	Opp
329	246	
Rushing	93	67
Passing	210	166
Penalty	26	13
Third Downs	99/218	92/233
Efficiency	45.4	39.5
Fourth Downs	5/13	5/17
Efficiency	38.5	29.4
Possession Avg.	31:37	28:23
Total Net Yards	5636	4507
Avg. Per Game	352.3	281.7
Total Plays	1061	980
Avg. Per Play	5.3	4.6

Net Yards Rushing	GB	Opp
1526	1442	
Avg. Per Game	95.4	90.1
Total Rushes	447	390

Net Yards Passing	GB	Opp
4110	3065	
Avg. Per Game	256.9	191.6
Sacked/Yards Lost	39/230	50/336
Gross Yards	4340	3401
Att./Completions	575/361	540/296
Completion Pct.	62.8	54.8
Had Intercepted	23	13
Punts/Average	65/42.9	90/43.6
Net Punting Yds.	65/37.1	90/37.2
Penalties/Yards	88/681	94/828
Fumbles/Ball Lost	27/11	20/10

Touchdowns	GB	Opp
46	36	
Rushing	7	7
Passing	33	23
Returns	6	6

By Quarter	Q1	Q2	Q3	Q4	OT	Pts
Packers	107	89	73	139	0	408
Opponents	70	100	57	92	0	319

Receiving	No	Yds	Avg	Long	TD
Freeman	84	1424	17.0	84t	14
Chmura	47	554	11.8	25t	4
Henderson	37	241	6.5	15	1
Schroeder	31	452	14.6	46	1
Brooks	31	420	13.5	30t	3
Mayes	30	394	13.1	33t	3
Levens	27	162	6.0	17	0
Holmes	19	179	9.4	24	0
T.Davis	18	250	13.9	60t	7
R.Harris	10	68	6.8	12	0
Thomason	9	89	9.9	22	0
Jervey	9	33	3.7	11	0
*Bradford	3	27	9.0	18	0
Preston	2	23	11.5	13	0
Blair	2	13	6.5	10	0
Copeland	2	11	5.5	12	0

Packers	Opponents
361	296
4340	3401
12.0	11.5
84t	68t
33	23

## Primary Starters

WR	A.Freeman	FB	W.Henderson
LT	R.Verba	LE	R.White
LG	M.Rivera	NT	G.Brown
C	F.Winters	DT	S.Dotson
RG	A.Timmerman	RE	*V.Holliday
RT	E.Dotson	LOLB	G.Koonce
TE	M.Chmura	MLB	B.Harris
WR	R.Brooks	ROLB	B.Williams
QB	B.Favre	LCB	C.Newsome
RB	T.Jervey (5)	RCB	T.Williams
	D.Levens (4)	SS	L.Butler
	D.Holmes (4)	FS	D.Sharper
	R.Harris (3)		

NFC Central	W	L	T	Pct	Pts	OP
Minnesota	15	1	0	.938	556	296
Green Bay	11	5	0	.688	408	319
Tampa Bay	8	8	0	.500	314	295
Detroit	5	11	0	.313	306	378
Chicago	4	12	0	.250	276	368

Receiving	No	Yds	Avg	Long	TD
Freeman	84	1424	17.0	84t	14
Chmura	47	554	11.8	25t	4
Henderson	37	241	6.5	15	1
Schroeder	31	452	14.6	46	1
Brooks	31	420	13.5	30t	3
Mayes	30	394	13.1	33t	3
Levens	27	162	6.0	17	0
Holmes	19	179	9.4	24	0
T.Davis	18	250	13.9	60t	7
R.Harris	10	68	6.8	12	0
Thomason	9	89	9.9	22	0
Jervey	9	33	3.7	11	0
*Bradford	3	27	9.0	18	0
Preston	2	23	11.5	13	0
Blair	2	13	6.5	10	0
Copeland	2	11	5.5	12	0

Sacks: White 16, \*Holliday 8, McKenzie 8, Butler 4, Booker 3, S.Dotson 3, B.Harris 2, B.Williams 2, Koonce 1, Lyon 1, Terrell 1, \*Waddy 1, Packers 50, Opponents 39

\* — rookie

Passing	Att	Cmp	Yds	Cmp%	Yds/Att	TD	TD%	Int	Int%	LG	Sck/Yds	Rtng
Favre	551	347	4212	63.0	7.64	31	5.6	23	4.2	84t	38/223	87.8
Pederson	24	14	128	58.3	5.33	2	8.3	0	0.0	29	17/100.7	
Packers	575	361	4340	62.8	7.55	33	5.7	23	4.0	84t	39/230	88.3
Opponents	540	296	3401	54.8	6.30	23	4.3	13	2.4	68t	50/336	78.2

### Field Goals

Field Goals	1-19	20-29	30-39	40-49	50+
Longwell	1/1	6/6	13/15	9/10	0/1
Packers	1/1	6/6	13/15	9/10	0/1
Opponents	2/2	8/8	6/7	6/9	1/1
Longwell:	(32G)	(38G,27G,20G)	(30G,35G)	(41G)	(40G)
(28G,40G)	(26G,45G)	(51N,42G,37G)	(39N,39G,24G,31G,48N)	(33G)	
(33G,36G,35G)	(33G,43G,40G,24G)	(38G,40G,40G)	(39N,18G)		
Opponents:	(47G,43G)	(37G,19G)	(42G,42G,56G)	(33G,25G,19G)	(25G,36G)
(38G,45N)	(20G,47N)	(45G,21G)	(24G)	(33G,29G)	(34G)
(38N,46G)	(0)	(29G,48N,21G)			

### Interceptions

Interceptions	No	Yds	Avg	Long	TD
T.Williams	5	40	8.0	15	0
Butler	3	3	1.0	3	0
McKenzie	1	33	33.0	33t	1
Newsome	1	26	26.0	26	0
Terrell	1	9	9.0	9	0
Prior	1	0	0.0	0	0
R.Smith	1	0	0.0	0	0
Packers	13	111	8.5	33t	1
Opponents	23	312	13.6	58t	3

### Punting

Punting	No	Yds	Avg	TB	In	Lg	B
Landeta	65	2788	42.9	7	30	72	0
Packers	65	2788	42.9	7	30	72	0
Opponents	90	3920	43.6	8	17	62	0

### Punt Returns

Punt Returns	Ret	FC	Yds	Avg	Long	TD
Preston	44	17	398	9.0	71t	1
Schroeder	2	0	5	2.5	3	0
Mayes	1	0	9	9.0	9	0
Prior	1	4	0	0.0	0	0
Packers	48	21	412	8.6	71t	1
Opponents	27	14	237	8.8	95t	1

### Kickoff Returns

Kickoff Returns	No	Yds	Avg	Long	TD
Preston	57	1497	26.3	101t	2
*Bradford	2	33	16.5	24	0
McKenzie	1	17	17.0	17	0
Packers	60	1547	25.8	101t	2
Opponents	74	1807	24.4	101t	2

COMMUNITY

ADMIN. & COACHES

VETERANS

DRAFT & FREE AGENTS

2022 REVIEW

1998

LAMBEAU FIELD

MISC.

# 1999 8-8-0, .500, FOURTH, NFC CENTRAL

Head Coach:	Ray Rhodes	GB	Opp	Attend	Site	Starting QB	Temp	
S 12	Oakland Raiders	W	28	24	59,872	LF	B.Favre	67
S 19	@ Detroit Lions	L	15	23	76,202	PSD	B.Favre	dome
S 26	Minnesota Vikings	W	23	20	59,868	LF	B.Favre	82
O 10	Tampa Bay Buccaneers	W	26	23	59,868	LF	B.Favre	58
O 17	@ Denver Broncos	L	10	31	73,352	MHS	B.Favre	45
O 24	@ San Diego Chargers	W	31	3	68,274	QS	B.Favre	78
N 1	Seattle Seahawks	L	7	27	59,869	LF	B.Favre	47
N 7	Chicago Bears	L	13	14	59,867	LF	B.Favre	51
N 14	@ Dallas Cowboys	L	13	27	64,634	TxS	B.Favre	86
N 21	Detroit Lions	W	26	17	59,869	LF	B.Favre	46
N 29	@ San Francisco 49ers	W	20	3	68,304	3CP	B.Favre	58
D 5	@ Chicago Bears	W	35	19	66,944	SF	B.Favre	42
D 12	Carolina Panthers	L	31	33	59,869	LF	B.Favre	35
D 20	@ Minnesota Vikings	L	20	24	64,203	MD	B.Favre	dome
D 26	@ Tampa Bay Buccaneers	L	10	29	65,273	RJS	B.Favre	58
J 2	Arizona Cardinals	W	49	24	59,818	LF	B.Favre	32
			357	341	1,026,086			
<b>Home:</b> 5-3 (478,900)		<b>Away:</b> 3-5 (547,186)						

	GB	Opp	Rushing	No	Yds	Avg	Long	TD
<b>Total First Downs</b>	314	304						
Rushing	87	103	*Parker	279	1034	3.7	36	9
Passing	196	177	Favre	28	142	5.1	20	0
Penalty	31	24	*Mitchell	29	117	4.0	15	0
<b>Third Downs</b>	77/209	87/223	Henderson	7	29	4.1	10	2
Efficiency	36.8	39.0	Hasselbeck	6	15	2.5	13	0
<b>Fourth Downs</b>	2/9	8/20	Freeman	1	-2	-2.0	-2	0
Efficiency	22.2	40.0	<b>Opponents</b>	<b>386</b>	<b>1519</b>	<b>3.9</b>	<b>36</b>	<b>13</b>
<b>Possession Avg.</b>	29:13	30:47	<b>Opponents</b>	<b>472</b>	<b>1804</b>	<b>3.8</b>	<b>51</b>	<b>16</b>
<b>Total Net Yards</b>	5419	5309						
Avg. Per Game	338.7	331.8						
Total Plays	1027	1040						
Avg. Per Play	5.3	5.1						
<b>Net Yards Rushing</b>	1519	1804						
Avg. Per Game	94.9	112.8						
Total Rushes	386	472						
<b>Net Yards Passing</b>	3900	3505						
Avg. Per Game	243.8	219.1						
Sacked/Yards Lost	36/323	30/185						
Gross Yards	4132	3690						
Att./Completions	605/344	538/304						
Completion Pct.	56.9	56.5						
Had Intercepted	23	26						
<b>Punts/Average</b>	80/39.1	69/42.8						
Net Punting Avg.	80/34.0	69/36.8						
<b>Penalties/Yards</b>	100/808	99/993						
<b>Fumbles/Ball Lost</b>	28/13	36/15						
<b>Touchdowns</b>	40	39						
Rushing	13	16						
Passing	23	20						
Returns	4	3						
<b>By Quarter</b>								
	Q1	Q2	Q3	Q4	OT	Pts		
Packers	44	123	73	117	0	357		
Opponents	54	95	93	99	0	341		

	GB	Opp	Rushing	No	Yds	Avg	Long	TD
<b>Receiving</b>								
Freeman	74	1074	14.5	51	6			
Schroeder	74	1051	14.2	51	5			
Levens	71	573	8.1	53	1			
Bradford	37	637	17.2	74	5			
Henderson	30	203	6.8	22	1			
T.Davis	20	204	10.2	33	2			
Thomason	14	140	10.0	22	0			
*Mitchell	6	48	8.0	20	0			
Chmura	5	55	11.0	16	0			
*Parker	4	15	3.8	7	0			
Hall	3	33	11.0	13	0			
*Driver	3	31	10.3	12	1			
Jordan	2	54	27.0	43	0			
Crawford	1	14	14.0	14	0			
<b>Packers</b>	<b>344</b>	<b>4132</b>	<b>12.0</b>	<b>74</b>	<b>23</b>			
<b>Opponents</b>	<b>304</b>	<b>3690</b>	<b>12.1</b>	<b>88</b>	<b>20</b>			

NFC Central	W	L	T	Pct	Pts	DP
Tampa Bay	11	5	0	.688	270	235
Minnesota	10	6	0	.625	399	335
Detroit	8	8	0	.500	322	323
<b>Green Bay</b>	<b>8</b>	<b>8</b>	<b>0</b>	<b>.500</b>	<b>357</b>	<b>341</b>
Chicago	6	10	0	.375	272	341

	GB	Opp	Rushing	No	Yds	Avg	Long	TD
<b>Interceptions</b>								
*M.McKenzie	6	4	0.7	4	0			
*Edwards	4	26	6.5	26	1			
T.Williams	4	12	3.0	12	0			
Sharper	3	12	4.0	9	0			
B.Williams	2	60	30.0	60	0			
*Vinson	2	21	10.5	21	0			
Butler	2	0	0.0	0	0			
Smith	1	2	2.0	2	0			
Lyon	1	0	0.0	0	0			
Nelson	1	0	0.0	0	0			
<b>Packers</b>	<b>26</b>	<b>137</b>	<b>5.3</b>	<b>60</b>	<b>1</b>			
<b>Opponents</b>	<b>23</b>	<b>338</b>	<b>14.7</b>	<b>95</b>	<b>2</b>			
<b>Punting</b>								
Aguiar	75	2954	39.4	4	20	64	0	
*Hanson	4	157	39.3	0	0	44	0	
Longwell	1	19	19.0	0	1	19	0	
<b>Packers</b>	<b>80</b>	<b>3130</b>	<b>39.1</b>	<b>4</b>	<b>21</b>	<b>64</b>	<b>0</b>	
<b>Opponents</b>	<b>69</b>	<b>2954</b>	<b>42.8</b>	<b>10</b>	<b>26</b>	<b>65</b>	<b>0</b>	
<b>Punt Returns</b>								
Howard	12	7	93	7.8	20	0		
*Edwards	10	4	90	9.0	45	0		
Jordan	5	2	29	5.8	13	0		
*Mitchell	2	0	0	0.0	0	0		
<b>Packers</b>	<b>29</b>	<b>13</b>	<b>212</b>	<b>7.3</b>	<b>45</b>	<b>0</b>		
<b>Opponents</b>	<b>39</b>	<b>24</b>	<b>333</b>	<b>8.5</b>	<b>41</b>	<b>0</b>		
<b>Kickoff Returns</b>								
*Mitchell	21	464	22.1	88	1			
Howard	19	364	19.2	31	0			
*Parker	15	268	17.9	40	0			
Jordan	6	95	15.8	22	0			
Henderson	2	23	11.5	16	0			
R.McKenzie	1	13	13.0	13	0			
Schroeder	1	10	10.0	10	0			
Sharper	1	4	4.0	4	0			
<b>Packers</b>	<b>66</b>	<b>1241</b>	<b>18.8</b>	<b>88</b>	<b>1</b>			
<b>Opponents</b>	<b>72</b>	<b>1565</b>	<b>21.7</b>	<b>91</b>	<b>0</b>			

**Sacks:** K.McKenzie 8, Holliday 6, Booker 3.5, S.Dotson 2.5, Lyon 2, B.Williams 2, Butler 1, Sharper 1, \*Vinson 1, Waddy 1, \*Hunt 0.5, Smith 0.5, Packers 30, Opponents 36

\* — rookie

## Primary Starters

WR	B.Schroeder	LE	V.Booker
LT	R.Verba	NT	G.Brown
	M.Wahle	DT	S.Dotson
LG	R.McKenzie	RE	V.Holliday
	M.Wahle	LOLB	G.Koonce
C	F.Winters	MLB	B.Harris
RG	M.Rivera	ROLB	B.Williams
RT	E.Dotson	J.Waddy	
TE	T.Davis	LCB	*M.McKenzie
WR	A.Freeman	RCB	T.Williams
QB	B.Favre	SS	L.Butler
RB	D.Levens	FS	D.Sharper
FB	W.Henderson		

Passing	Att	Cmp	Yds	Cmp%	Yds/Att	TD	TD%	Int	Int%	LG	Sck/Yds	Rtg
Favre	595	341	4091	57.3	6.88	22	3.7	23	3.9	741	35/223	74.7
Hasselbeck	10	3	41	30.0	4.10	1	10.0	0	0.0	19	1/9	77.5
<b>Packers</b>	<b>605</b>	<b>344</b>	<b>4132</b>	<b>56.9</b>	<b>6.83</b>	<b>23</b>	<b>3.8</b>	<b>23</b>	<b>3.8</b>	<b>741</b>	<b>36/232</b>	<b>74.8</b>
<b>Opponents</b>	<b>538</b>	<b>304</b>	<b>3690</b>	<b>56.5</b>	<b>6.86</b>	<b>20</b>	<b>3.7</b>	<b>26</b>	<b>4.8</b>	<b>88</b>	<b>30/185</b>	<b>70.0</b>

# 9-7-0, .563, THIRD, NFC CENTRAL 2000

Head Coach:	Mike Sherman	GB	Opp	Attend	Site	Starting QB	Temp	
S 3	New York Jets	L	16	20	59,870	LF	B.Favre	77
S 10	@ Buffalo Bills	L	18	27	72,722	RWS	B.Favre	81
S 17	Philadelphia Eagles	W	6	3	59,869	LF	B.Favre	67
S 24	@ Arizona Cardinals	W	29	3	69,568	SDv	B.Favre	87
O 1	Chicago Bears	L	24	27	59,869	LF	B.Favre	72
O 8	@ Detroit Lions	L	24	31	77,549	PSD	B.Favre	dome
O 15	@ San Francisco 49ers	W	31	28	59,870	LF	B.Favre	54
O 29	@ Miami Dolphins	L	20	28	73,740	PPS	B.Favre	81
N 6	Minnesota Vikings	+W	26	20	59,854	LF	B.Favre	50
N 12	@ Tampa Bay Buccaneers	L	15	20	65,621	RJS	B.Favre	75
N 19	Indianapolis Colts	W	26	24	59,869	LF	B.Favre	27
N 27	@ Carolina Panthers	L	14	31	73,295	ES	B.Favre	46
D 3	@ Chicago Bears	W	28	6	66,944	SF	B.Favre	33
D 10	Detroit Lions	W	26	13	59,854	LF	B.Favre	25
D 17	@ Minnesota Vikings	W	33	28	64,183	MD	B.Favre	dome
D 24	Tampa Bay Buccaneers	+W	17	14	59,692	LF	B.Favre	15
			353	323	1,042,369			
Home: 6-2 (478,747)		Away: 3-5 (563,622)						+ — overtime

Scoring	TD	Ru	Pa	RT	PAT	FG	S	PTS
Longwell	0	0	0	0	32/33	33/38	0	131
Green	13	10	3	0			0	78
Freeman	9	0	9	0			0	54
Schroeder	4	0	4	0			0	24
Levens	3	3	0	0			0	18
T.Davis	2	0	2	0			0	14
Driver	1	0	1	0			0	8
*Franks	1	0	1	0			0	6
Henderson	1	0	1	0			0	6
Rossum	1	0	1	0			0	6
T.Williams	1	0	1	0			0	6
Maryland	0	0	0	0			1	2
<b>Packers</b>	<b>36</b>	<b>13</b>	<b>21</b>	<b>2</b>	<b>32/32</b>	<b>33/38</b>	<b>1</b>	<b>353</b>
<b>Opponents</b>	<b>37</b>	<b>7</b>	<b>28</b>	<b>2</b>	<b>36/36</b>	<b>21/25</b>	<b>0</b>	<b>323</b>

**2-Pt. Conversions:** T.Davis, Driver, Packers 2-3, Opponents 1-1

Field Goals	1-19	20-29	30-39	40-49	50+
Longwell	0/0	7/8	10/10	13/15	3/5
Packers	0/0	7/8	10/10	13/15	3/5
Opponents	1/1	4/4	8/8	6/9	2/3
<b>Longwell:</b>	(45G, 42G, 42G)(24G)(40N, 37G, 38G)				
	(35G)(51G, 53N, 48G)(24G, 31G)(52G, 53N, 42G, 45G)				
	(42G, 28B)(0)(22G, 27G, 45N, 26G, 45G)				
	(34G, 35G, 43G, 36G)(22G)				
<b>Opponents:</b>	(52N, 23G, 48N, 39G)(45G, 20G)				
	(43G)(31G)(19G, 42N, 47G)(30G)(0)(30G, 48G)				
	(54G, 51G)(38G)(26G)(32G, 46G)(26G, 36G)(0)				
	(38G, 43G, 40N)				

Interceptions	No	Yds	Avg	Long	TD
Sharper	9	109	12.1	47	0
T.Williams	4	105	26.3	46	1
McBride	2	43	21.5	43	0
Butler	2	25	12.5	22	0
Edwards	2	4	2.0	4	0
M.McKenzie	1	26	26.0	26	0
Holiday	1	3	3.0	3	0
<b>Packers</b>	<b>21</b>	<b>315</b>	<b>15.0</b>	<b>47</b>	<b>1</b>
<b>Opponents</b>	<b>16</b>	<b>201</b>	<b>12.6</b>	<b>42</b>	<b>1</b>

Punting	No	Yds	Avg	TB	In	LG	B
Bidwell	78	3003	38.5	5	22	53	0
Longwell	1	30	30.0	1	0	30	0
<b>Packers</b>	<b>79</b>	<b>3033</b>	<b>38.4</b>	<b>6</b>	<b>2</b>	<b>53</b>	<b>0</b>
<b>Opponents</b>	<b>94</b>	<b>3888</b>	<b>41.4</b>	<b>17</b>	<b>25</b>	<b>60</b>	<b>0</b>

Punt Returns	Ret	FC	Yds	Avg	Long	TD
Rossum	29	24	248	8.6	43	0
*Lee	5	2	52	10.4	16	0
M.McKenzie	1	0	0.0	0.0	0	0
<b>Packers</b>	<b>35</b>	<b>26</b>	<b>300</b>	<b>8.6</b>	<b>43</b>	<b>0</b>
<b>Opponents</b>	<b>27</b>	<b>27</b>	<b>205</b>	<b>7.6</b>	<b>81</b>	<b>1</b>

Kickoff Returns	No	Yds	Avg	Long	TD
Rossum	50	1288	25.8	92t	1
Henderson	5	80	16.0	22	0
*Goodman	4	129	32.3	54	0
*Berry	1	22	22.0	22	0
Bowens	1	12	12.0	12	0
Mitchell	1	26	26.0	26	0
Morton	1	13	13.0	13	0
Wetright	1	0	0.0	0	0
<b>Packers</b>	<b>64</b>	<b>1570</b>	<b>24.5</b>	<b>92t</b>	<b>1</b>
<b>Opponents</b>	<b>76</b>	<b>1639</b>	<b>21.6</b>	<b>40</b>	<b>0</b>

	GB	Opp	Rushing	No	Yds	Avg	Long	TD	
<b>Total First Downs</b>	315	284	Green	263	1175	4.5	39t	10	
Rushing	88	84	Levens	77	224	2.9	17	3	
Passing	197	186	Favre	27	108	4.0	18	0	
Penalty	30	14	Parker	18	85	4.7	24	0	
<b>Third Downs</b>	85/218	82/224	Henderson	2	16	8.0	12	0	
Efficiency	39.0	36.6	Rossum	1	16	16.0	16	0	
<b>Fourth Downs</b>	7/12	7/11	Schroeder	2	11	5.5	12	0	
Efficiency	58.3	63.6	Mitchell	2	8	4.0	4	0	
<b>Possession Avg.</b>	30:46	29:14	Freeman	2	5	2.5	3	0	
<b>Total Net Yards</b>	5321	5069	Driver	1	4	4.0	4	0	
Avg. Per Game	332.6	316.8	Wuerffel	2	-2	-1.0	-1	0	
Total Plays	1038	1012	*Goodman	3	-2	-7	3	0	
Avg. Per Play	5.1	5.0	Hasselbeck	4	-5	-1.3	-1	0	
<b>Net Yards Rushing</b>	1643	1618	<b>Packers</b>	<b>404</b>	<b>1643</b>	<b>4.1</b>	<b>39t</b>	<b>13</b>	
Avg. Per Game	102.7	101.1	<b>Opponents</b>	<b>417</b>	<b>1618</b>	<b>3.9</b>	<b>52</b>	<b>7</b>	
Total Rushes	404	417	<b>NFC Central</b>						
<b>Net Yards Passing</b>	3678	3451		W	L	T	Pct	Pts	OP
Avg. Per Game	229.9	215.7	Minnesota	11	5	0	.688	397	371
Sacked/Yards Lost	34/238	38/244	Tampa Bay	10	6	0	.625	388	269
Gross Yards	3916	3695	<b>Green Bay</b>	<b>9</b>	<b>7</b>	<b>0</b>	<b>.563</b>	<b>353</b>	<b>323</b>
Att./Comp.	600/348	557/307	Detroit	9	7	0	.563	307	307
Completion Pct.	58.0	55.1	Chicago	5	11	0	.313	216	355
Had Intercepted	16	21	<b>Receiving</b>						
<b>Punts/Average</b>	79/38.4	94/41.4		No	Yds	Avg	Long	TD	
Net Avg.	79/34.3	94/34.6	Green	73	559	7.7	31	3	
<b>Penalties/Yards</b>	88/685	101/992	Schroeder	65	999	15.4	55t	4	
<b>Fumbles/Ball Lost</b>	30/17	16/7	Freeman	62	912	14.7	67t	9	
<b>Touchdowns</b>	36	37	Henderson	35	234	6.7	25	1	
Rushing	13	7	*Franks	34	363	10.7	27t	1	
Passing	21	28	Driver	21	322	15.3	49	1	
Returns	2	2	T.Davis	19	177	9.3	41	2	
			Levens	16	146	9.1	37	0	
			*Lee	10	134	13.4	38	0	
			Parker	9	50	5.6	10	0	
			Wetright	3	20	6.7	9	0	
			*Goodman	1	0	0.0	0	0	
			<b>Packers</b>	<b>348</b>	<b>3916</b>	<b>11.3</b>	<b>67t</b>	<b>21</b>	
			<b>Opponents</b>	<b>307</b>	<b>3695</b>	<b>12.0</b>	<b>78t</b>	<b>28</b>	

By Quarter	Q1	Q2	Q3	Q4	OT	Pts
Packers	59	101	83	101	9	353
Opponents	51	91	82	99	0	323

Primary Starters					
WR	B.Schroeder	LE	V.Holiday		
LT	*C.Clifton		C.Hunt		
	M.Wahle	NT	R.Maryland		
LG	R.Verba	DT	S.Dotson		
C	F.Winters		C.Hunt		
RG	M.Rivera	RE	J.Thierry		
RT	*M.Tauscher	SLB	*N.Diggs		
TE	*B.Franks	MLB	B.Harris		
	T.Davis	WLB	N.Wayne		
WR	A.Freeman	LCB	M.McKenzie		
QB	B.Favre		T.McBride		
RB	A.Green	RCB	T.Williams		
	D.Levens	SS	L.Butler		
FB	W.Henderson	FS	D.Sharper		

**Sacks:** Thierry 6.5, S.Dotson 6, Holiday 5, Hunt 5, Bowens 3.5, Butler 2, Harris 2, Wayne 2, \*Gbaja-Biamila 1.5, Lyon 1, Sharper 1, McGarran 0.5, B.Williams 0.5, K.Williams 0.5, Packers 38, Opponents 34

Passing	Att	Cmp	Yds	Cmp%	Yds/Att	TD	TD%	Int	Int%	LG	Sck/Yds	Rtg
Favre	580	338	3812	58.3	6.57	20	3.4	16	2.8	67t	33/236	78.0
Hasselbeck	19	10	104	52.6	5.47	1	5.3	0	0.0	27t	1/2	86.3
Green	1	0	0	0.0	0.0	0	0.0	0	0.0	0	0/0	39.6
<b>Packers</b>	<b>600</b>	<b>348</b>	<b>3916</b>	<b>58.0</b>	<b>6.53</b>	<b>21</b>	<b>3.5</b>	<b>16</b>	<b>2.7</b>	<b>67t</b>	<b>34/238</b>	<b>78.2</b>
<b>Opponents</b>	<b>557</b>	<b>307</b>	<b>3695</b>	<b>55.1</b>	<b>6.63</b>	<b>28</b>	<b>5.0</b>	<b>21</b>	<b>3.8</b>	<b>78t</b>	<b>38/244</b>	<b>76.7</b>

\* — rookie

COMMUNITY

ADMIN. & COACHES

VETERANS

DRAFT & FREE AGENTS

2022 REVIEW

2000

LAMBEAU FIELD

MISC.



# 2001 12-4-0, .750, SECOND, NFC CENTRAL

Head Coach:	Mike Sherman	GB	Opp	Attend	Site	Starting QB	Temp	
S 9	Detroit Lions	W	28	6	59,523	LF	B.Favre	60
S 24	Washington Redskins	W	37	0	59,771	LF	B.Favre	46
S 30	@ Carolina Panthers	W	28	7	73,120	ES	B.Favre	64
O 7	@ Tampa Bay Buccaneers	L	10	14	65,510	RJS	B.Favre	80
O 14	Baltimore Ravens	W	31	23	59,866	LF	B.Favre	54
O 21	@ Minnesota Vikings	L	13	35	64,165	MD	B.Favre	dome
N 4	Tampa Bay Buccaneers	W	21	20	59,861	LF	B.Favre	52
N 11	@ Chicago Bears	W	20	12	66,944	SF	B.Favre	48
N 18	Atlanta Falcons	L	20	23	59,849	LF	B.Favre	59
N 22	@ Detroit Lions	W	29	27	77,730	PSD	B.Favre	dome
D 3	@ Jacksonville Jaguars	W	28	21	66,908	AS	B.Favre	56
D 9	Chicago Bears	W	17	7	59,869	LF	B.Favre	33
D 16	@ Tennessee Titans	L	20	26	68,804	AC	B.Favre	62
D 23	Cleveland Browns	W	30	7	59,824	LF	B.Favre	24
D 30	Minnesota Vikings	W	24	13	59,870	LF	B.Favre	19
J 6	@ New York Giants	W	34	25	78,601	GS	B.Favre	37
			390	266	1,040,215			

Home: 7-1 (478,433) Away: 5-3 (561,782)

### NFC Wild Card Playoff

J 13 San Francisco 49ers ..... W 25 15 59,825 LF B.Favre 28

### NFC Divisional Playoff

J 20 @ St. Louis Rams ..... L 17 45 66,338 DAC B.Favre dome

	GB	Opp	Rushing	No	Yds	Avg	Long	TD
<b>Total First Downs</b> .....	282	278	Green	304	1387	4.6	83t	9
Rushing .....	72	83	Levens	44	165	3.8	40	0
Passing .....	187	176	Favre	38	56	1.5	14	1
Penalty .....	23	19	Driver	3	38	12.7	31t	1
<b>Third Downs</b> .....	72/197	93/238	Mealey	11	37	3.4	9	0
Efficiency .....	36.5	39.1	Henderson	6	11	1.8	4	0
<b>Fourth Downs</b> .....	3/6	9/22	Schroeder	1	6	6.0	6	0
Efficiency .....	50.0	40.9	Goodman	1	-1	-1.0	-1	0
<b>Possession Avg.</b> .....	29:32	30:28	Pederson	1	-1	-1.0	-1	0
<b>Total Net Yards</b> .....	5463	4937	Freeman	1	-5	-5.0	-5	0
Avg. Per Game .....	341.4	308.6	<b>Packers</b> .....	<b>410</b>	<b>1693</b>	<b>4.1</b>	<b>83t</b>	<b>11</b>
Total Plays .....	942	1041	<b>Opponents</b> .....	<b>406</b>	<b>1769</b>	<b>4.4</b>	<b>61</b>	<b>10</b>
Avg. Per Play .....	5.8	4.7						
<b>Net Yards Rushing</b> .....	1693	1769						
Avg. Per Game .....	105.8	110.6						
Total Rushes .....	410	406						
<b>Net Yards Passing</b> .....	3770	3168						
Avg. Per Game .....	235.6	198.0						
Sacked/Yards Lost .....	22/151	52/337						
Gross Yards .....	3921	3505						
Att./Completions .....	510/314	583/341						
Completion Pct. ....	61.6	58.5						
Had Intercepted .....	15	20						
<b>Punts/Average</b> .....	82/42.5	86/42.4						
Net Punting Avg. ....	82/36.5	86/37.4						
<b>Penalties/Yards</b> .....	80/633	104/921						
<b>Fumbles/Ball Lost</b> .....	28/12	36/19						
<b>Touchdowns</b> .....	47	28						
Rushing .....	11	10						
Passing .....	32	14						
Returns .....	4	4						
<b>By Quarter</b>								
Packers	Q1	Q2	Q3	Q4	OT	Pts		
	89	90	111	100	0	390		
Opponents	37	106	34	89	0	266		

### Primary Starters

WR	B.Schroeder	LE	V.Holliday
LT	C.Clifton	NT	G.Brown
LG	M.Wahle		J.Flanigan
C	M.Flanigan	DT	S.Dotson
RG	M.Rivera	RE	J.Thierry
RT	M.Tauscher	SLB	N.Diggs
TE	B.Franks	MLB	B.Harris
WR	A.Freeman	WLB	N.Wayne
QB	B.Favre	LCB	M.McKenzie
RB	A.Green	SS	T.Williams
FB	W.Henderson	CB	L.Butler
			*B.Jue
			D.Sharper

	GB	Opp	Rushing	No	Yds	Avg	Long	TD
<b>Green Bay</b> .....	<b>12</b>	<b>4</b>	<b>.750</b>	<b>390</b>	<b>390</b>	<b>286</b>		
Tampa Bay .....	9	7	0	562	324	280		
Minnesota .....	5	11	0	313	290	390		
Detroit .....	2	14	0	125	270	424		

	GB	Opp	Receiving	No	Yds	Avg	Long	TD
Green	62	594	9.6	42	2			
Schroeder	53	918	17.3	67t	9			
Freeman	52	818	15.7	63	6			
Franks	36	322	8.9	31	9			
Bradford	31	526	17.0	56	2			
Levens	24	159	6.6	19	1			
Henderson	21	193	9.2	26	0			
Driver	13	167	12.8	37	1			
*Martin	13	144	11.1	31	1			
Lee	3	32	10.7	23	1			
T.Davis	3	14	4.7	7	0			
Mealey	2	31	15.5	19	0			
Collins	1	3	3.0	3	0			
<b>Packers</b> .....	<b>314</b>	<b>3921</b>	<b>12.5</b>	<b>67t</b>	<b>32</b>			
<b>Opponents</b> .....	<b>341</b>	<b>3505</b>	<b>10.3</b>	<b>47t</b>	<b>14</b>			

**Sacks:** Gbaja-Biamila 13.5, Holliday 7, Wayne 5.5, Flanigan 4.5, S.Dotson 3.5, Thierry 3.5, Harris 2.5, Diggs 2, Lyon 2, McBride 2, \*Reynolds 2, Sharper 2, Butler 1, Packers 52, Opponents 22

\* — rookie

	GB	Opp	Passing	Att	Cmp	Yds	Cmp%	Yds/Att	TD	TD%	Int	Int%	LG	Sck/Yds	Rtg
Favre	510	314	3921	61.6	7.69	32	6.3	15	2.9	67t	22/151	94.1			
<b>Packers</b> .....	<b>510</b>	<b>314</b>	<b>3921</b>	<b>61.6</b>	<b>7.69</b>	<b>32</b>	<b>6.3</b>	<b>15</b>	<b>2.9</b>	<b>67t</b>	<b>22/151</b>	<b>94.1</b>			
<b>Opponents</b> .....	<b>583</b>	<b>341</b>	<b>3505</b>	<b>58.5</b>	<b>6.01</b>	<b>14</b>	<b>2.4</b>	<b>20</b>	<b>3.4</b>	<b>47t</b>	<b>52/337</b>	<b>69.6</b>			

Scoring	TD	Ru	Pa	Rt	PAT	Fg	S	Pts
Longwell	0	0	0	0	44/45	20/31	0	104
Green	11	9	2	0	0	0	0	66
Franks	9	0	9	0	0	0	0	54
Schroeder	9	0	9	0	0	0	0	54
Freeman	6	0	6	0	0	0	0	38
Bradford	2	0	2	0	0	0	0	12
Driver	2	1	1	0	0	0	0	12
Favre	1	1	0	0	0	0	0	6
Lee	1	0	1	0	0	0	0	6
Levens	1	0	1	0	0	0	0	6
*Martin	1	0	1	0	0	0	0	6
McKenzie	1	0	1	0	0	0	0	6
Mealey	1	0	1	0	0	0	0	6
Rossum	1	0	1	0	0	0	0	6
T.Williams	1	0	1	0	0	0	0	6
Thierry	0	0	0	0	0	0	0	0
<b>Packers</b>	<b>47</b>	<b>11</b>	<b>32</b>	<b>4</b>	<b>44/45</b>	<b>20/31</b>	<b>1</b>	<b>290</b>
<b>Opponents</b>	<b>28</b>	<b>10</b>	<b>14</b>	<b>4</b>	<b>20/20</b>	<b>22/28</b>	<b>1</b>	<b>266</b>

**2-Pt. Conversions:** Freeman, Packers 1-2, Opponents 5-8

Field Goals	1-19	20-29	30-39	40-49	50+
Longwell	0/0	3/4	9/10	7/14	1/3
<b>Packers</b> .....	<b>0/0</b>	<b>3/4</b>	<b>9/10</b>	<b>7/14</b>	<b>1/3</b>
<b>Opponents</b> .....	<b>0/0</b>	<b>4/5</b>	<b>10/11</b>	<b>7/9</b>	<b>1/3</b>
<b>Longwell:</b> (48N)(28G,32G,30G)(42G,46G,37N)					
(35G)(33G,47N)(51N,42N)(41N,40G,31G)					
(39G,45G)(46G,39G)(52N,29B)(41N,27G)					
(33G,54G)(39G,45N)(24G)(45N,44G,43G)					
<b>Opponents:</b> (49G,39G)(0)(53N)(28G)(42G,36G)					
(33G,49G)(37G,47G,38G,41G)(26G,39G,32G)					
(33G,54G)(34G,30G,42N)(23N)(44N,24G)(0)					
(39N,44G,42G)(27G,55N)					

Interceptions	No	Yds	Avg	Long	TD
Sharper	6	78	13.0	23	0
T.Williams	4	117	29.3	69t	1
Wayne	3	55	18.3	35	0
McKenzie	2	38	19.0	38t	1
*Jue	2	35	17.5	35	0
Harris	2	12	6.0	8	0
Thibodeaux	1	9	9.0	9	0
<b>Packers</b> .....	<b>20</b>	<b>344</b>	<b>17.2</b>	<b>69t</b>	<b>2</b>
<b>Opponents</b> .....	<b>15</b>	<b>252</b>	<b>16.8</b>	<b>98t</b>	<b>2</b>

Punting	No	Yds	Avg	TD	In	Lg	B
Bidwell	82	3485	42.5	10	21	68	0
<b>Packers</b> .....	<b>82</b>	<b>3485</b>	<b>42.5</b>	<b>10</b>	<b>21</b>	<b>68</b>	<b>0</b>
<b>Opponents</b> .....	<b>86</b>	<b>3644</b>	<b>42.4</b>	<b>9</b>	<b>33</b>	<b>70</b>	<b>0</b>

Punt Returns	Ret	FC	Yds	Avg	Long	TD
Freeman	17	7	114	6.7	29	0
Rossum	11	8	109	9.9	55t	1
Lee	3	0	6	2.0	6	0
*Ferguson	1	2	4	4.0	4	0
Sharper	1	3	18.0	18	0	0
<b>Packers</b> .....	<b>33</b>	<b>20</b>	<b>251</b>	<b>7.6</b>	<b>55t</b>	<b>1</b>
<b>Opponents</b> .....	<b>34</b>	<b>19</b>	<b>288</b>	<b>8.5</b>	<b>37</b>	<b>0</b>

Kickoff Returns	No	Yds	Avg	Long	TD
Rossum	23	431	18.7	27	0
Levens	14	362	25.9	53	0
Henderson	6	62	10.3	14	0
Mealey	4	63	15.8	24	0
*Ferguson	2	32	16.0	16	0
Freeman	2	28	14.0	24	0
Akins	1	0	0.0	0	0
Flanigan	1	9	9.0	9	0
Goodman	1	21	21.0	21	0
<b>Packers</b> .....	<b>54</b>	<b>1008</b>	<b>18.7</b>	<b>53</b>	<b>0</b>
<b>Opponents</b> .....	<b>76</b>	<b>1520</b>	<b>20.0</b>	<b>43</b>	<b>0</b>

ADMIN. & COACHES  
 VETERANS  
 DRAFT & FREE AGENTS  
 REVIEW  
 2001

LAMBEAU FIELD  
 MISC.

# 12-4-0, .750, FIRST, NFC NORTH 2002

Head Coach:	Mike Sherman	GB	Opp	Attend	Site	Starting QB	Temp
S 8	Atlanta Falcons	+W	37	34	63,127	LF	B.Favre 83
S 15	@ New Orleans Saints	L	20	35	67,958	LSB	B.Favre dome
S 22	@ Detroit Lions	W	37	31	61,505	FD	B.Favre dome
S 29	Carolina Panthers	W	17	14	63,329	LF	B.Favre 65
O 7	@ Chicago Bears (Champaign)	W	34	21	63,226	MS	B.Favre 46
O 13	@ New England Patriots	W	28	10	68,436	GIS	B.Favre 61
O 20	Washington Redskins	W	30	9	63,363	LF	B.Favre 44
N 4	Miami Dolphins	W	24	10	63,284	LF	B.Favre 30
N 10	Detroit Lions	W	40	14	63,313	LF	B.Favre 50
N 17	@ Minnesota Vikings	L	21	31	64,153	MD	B.Favre dome
N 24	@ Tampa Bay Buccaneers	L	7	21	65,672	RJS	B.Favre 70
D 1	Chicago Bears	W	30	20	64,196	LF	B.Favre 23
D 8	Minnesota Vikings	W	26	22	64,070	LF	B.Favre 11
D 15	@ San Francisco 49ers	W	20	14	67,947	3CP	B.Favre 58
D 22	Buffalo Bills	W	10	0	64,106	LF	B.Favre 27
D 29	@ New York Jets	L	17	42	78,733	GS	B.Favre 40
			398	328	1,046,418		

Home: 8-0 (508,788) Away: 4-4 (537,630)

**NFC Wild Card Playoff**

J 4	Atlanta Falcons	L	7	27	65,358	LF	B.Favre 31
-----	-----------------	---	---	----	--------	----	------------

Scoring	TD	Ru	Pa	Rt	PAT	FG	S	PTS
Longwell	0	0	0	0	44/44	28/34	0	128
Driver	9	0	9	0				0
Green	9	7	2	0				54
Franks	7	0	7	0				42
Henderson	4	1	3	0				24
Ferguson	3	0	3	0				18
*Anderson	2	0	2	0				12
*Fisher	2	2	0	0				12
Glenn	2	0	2	0				12
*Davenport	1	1	0	0				6
T.Davis	1	0	1	0				6
Gbaja-Biamila	1	0	1	0				6
Martin	1	0	1	0				6
Mealey	1	1	0	0				6
Sharper	1	0	1	0				6
*J.Walker	1	0	1	0				6
Packers	45	12	29	4	44/44	28/34	0	398
Opponents	40	14	24	2	36/37	16/22	0	328

**2-Point Conversions:** Packers 0/1, Opponents 2/3

	GB	Opp	Rushing	No	Yds	Avg	Long	TD
<b>Total First Downs</b>	318	294	Green	286	1240	4.3	43	7
Rushing	94	122	*Fisher	70	283	4.0	28	2
Passing	197	143	*Davenport	39	184	4.7	43	1
Penalty	27	29	Favre	25	73	2.9	17	0
<b>Third Downs</b>	87/225	65/192	Driver	8	70	8.8	17	0
Efficiency	38.7	33.9	Mealey	11	36	3.3	18	1
<b>Fourth Downs</b>	5/13	6/16	Henderson	7	27	3.9	10	1
Efficiency	73.8	37.5	*J.Walker	1	11	11.0	11	0
<b>Possession Avg.</b>	31:50	28:10	Metcalf	2	7	3.5	5	0
<b>Total Net Yards</b>	5560	4985	Graham	1	3	3.0	3	0
Avg. Per Game	347.5	311.6	Pederson	1	-1	-1.0	-1	0
Total Plays	1058	987	Packers	451	1933	4.3	43	12
Avg. Per Play	5.3	5.1	Opponents	413	1998	4.8	62	14

Field Goals	1-19	20-29	30-39	40-49	50+
Longwell	1/1	8/9	12/13	7/10	0/1
Packers	1/1	8/9	12/13	7/10	0/1
Opponents	0/0	4/5	6/9	3/3	3/5

**Longwell:** (28G,42N,42G,34G)(27G,36G)  
 (36G,41G,28G)(27G)(30G,40G,36G,33G)(0)  
 (21G,31G,27G)(33G,19G)(48G,42N,28G)(33G)  
 (23G)  
**Opponents:** (21G,52G)(39N)(33G)(24N)(0)(32G)  
 (25G,53G,30N,31G)(46G)(50N)(32G)(38G,51G)  
 (52N)(23G,22G,37G)(47G,42G)(33N)(0)

Interceptions	No	Yds	Avg	Long	TD
Sharper	7	233	33.3	89t	1
*Anderson	4	114	28.5	78t	2
Wayne	3	32	10.7	25	0
Diggs	2	62	31.0	33	0
M.McKenzie	2	0	0.0	0	0
Gbaja-Biamila	1	72	72.0	72t	1
Holliday	1	3	3.0	3	0
Bowen	1	0	0.0	0	0
McBride	1	0	0.0	0	0
Westbrook	1	0	0.0	0	0
Williams	1	0	0.0	0	0
Packers	24	516	21.5	89t	4
Opponents	16	327	20.4	65	0

	GB	Opp	Rushing	No	Yds	Avg	Long	TD	
<b>Net Yards Rushing</b>	1933	1998	Green	286	1240	4.3	43	7	
Avg. Per Game	120.8	124.9	*J.Walker	1	11	11.0	11	0	
Total Rushes	451	413	Minnesota	6	10	1.7	4	0	
<b>Net Yards Passing</b>	3627	2987	Chicago	4	12	3.0	12	0	
Avg. Per Game	226.7	186.7	Detroit	3	13	4.3	13	0	
Sacked/Yards Lost	27/196	43/241	<b>NFC North</b>	W	L	T	Pct	Pts	OP
Gross Yards	3823	3228	<b>Green Bay</b>	12	4	0	.750	398	328
Att./Completions	580/361	531/287	Minnesota	6	10	0	.375	390	442
Completion Pct.	62.2	54.0	Chicago	4	12	0	.250	281	379
Had Intercepted	16	24	Detroit	3	13	0	.188	306	451
<b>Punts/Average</b>	79/41.7	76/41.3	<b>Receiving</b>	No	Yds	Avg	Long	TD	
Net Punting Avg.	79/35.7	76/38.2	Driver	70	1064	15.2	85t	9	
<b>Penalties/Yards</b>	108/913	98/945	Green	57	393	6.9	23t	2	
<b>Fumbles/Ball Lost</b>	28/12	39/21	Glenn	56	817	14.6	49	2	
<b>Touchdowns</b>	45	40	Franks	54	442	8.2	20t	7	
Rushing	12	14	Henderson	26	168	6.5	17	3	
Passing	29	24	*J.Walker	23	319	13.9	30	1	
Returns	4	2	Ferguson	22	293	13.3	40t	3	
			*Fisher	18	70	3.9	11	0	
<b>By Quarter</b>	Q1	Q2	Q3	Q4	OT	PTS			
Packers	50	141	107	97	3	398			
Opponents	69	91	62	106	0	328			

	GB	Opp	Rushing	No	Yds	Avg	Long	TD
<b>Punting</b>	No	Yds	Avg	TB	In	Lg	B	
Bidwell	79	3296	41.7	6	26	57	0	
Packers	79	3296	41.7	6	26	57	0	
Opponents	76	3135	41.3	2	27	84	0	

	GB	Opp	Rushing	No	Yds	Avg	Long	TD
<b>Punt Returns</b>	Ret	FC	Yds	Avg	Long	TD		
Gordon	35	9	180	5.1	27	0		
Moses	5	0	12.4	8	0			
Metcalf	3	0	-1.3	0	0			
Carter	1	0	0.0	0	0			
Edwards	1	0	0.0	0	0			
Sharper	1	2	0.0	0	0			
Packers	46	11	191	4.2	27	0		
Opponents	41	22	357	8.7	72t	1		

	GB	Opp	Rushing	No	Yds	Avg	Long	TD
<b>Kickoff Returns</b>	No	Yds	Avg	Long	TD			
*J.Walker	35	769	22.0	55	0			
*Davenport	6	130	21.7	27	0			
Ferguson	6	113	18.8	25	0			
Gordon	4	53	13.3	19	0			
Moses	4	69	17.3	27	0			
Carter	2	42	21.0	20	0			
*Fisher	2	42	21.0	21	0			
K.McKenzie	2	25	12.5	18	0			
Metcalf	2	41	20.5	21	0			
Packers	63	1284	20.4	55	0			
Opponents	83	1800	21.7	51	0			

### Primary Starters

WR	D.Driver	V.Holliday
LT	C.Clifton	*A.Kampman
	M.Flanagan	G.Brown
LG	M.Wahle	R.Walker
C	F.Winters	C.Hunt
	M.Flanagan	DE K.Gbaja-Biamila
RG	M.Rivera	J.Johnson
RT	E.Dotson	SLB N.Diggs
TE	B.Franks	MLB H.Nickerson
WR	T.Glenn	WLB N.Wayne
QB	B.Favre	LCB M.McKenzie
RB	A.Green	RCB T.Williams
FB	W.Henderson	SS *M.Anderson
		M.Bowen
		D.Sharper

**Sacks:** Gbaja-Biamila 12, Holliday 6, Hunt 5.5, Diggs 3, Wayne 2.5, Johnson 2, Lyon 2, Nickerson 1.5, Edwards 1, M.McKenzie 1, Reynolds 1, Warren 1, Williams 1, \*Kampman 0.5, Packers 43, Opponents 27

\* — rookie

	GB	Opp	Rushing	No	Yds	Avg	Long	TD				
<b>Passing</b>	Cmp%	Yds/Att	TD	TD%	Int	Int%	Lg	Sck/Yds	Rtg			
Favre	551	341	3658	61.9	6.64	27	4.9	16	2.9	85t	26/188	85.6
Pederson	28	19	134	67.9	4.79	1	3.6	0	0.0	20t	1/8	90.5
Franks	1	1	31	100.0	31.00	1	100.0	0	0.0	31t	0/0	158.3
Packers	580	361	3823	62.2	6.59	29	5.0	16	2.8	85t	27/196	86.6
Opponents	531	287	3228	54.0	6.08	24	4.5	24	4.5	64t	43/241	68.7

	GB	Opp	Rushing	No	Yds	Avg	Long	TD				
<b>Passing</b>	Cmp%	Yds/Att	TD	TD%	Int	Int%	Lg	Sck/Yds	Rtg			
Favre	551	341	3658	61.9	6.64	27	4.9	16	2.9	85t	26/188	85.6
Pederson	28	19	134	67.9	4.79	1	3.6	0	0.0	20t	1/8	90.5
Franks	1	1	31	100.0	31.00	1	100.0	0	0.0	31t	0/0	158.3
Packers	580	361	3823	62.2	6.59	29	5.0	16	2.8	85t	27/196	86.6
Opponents	531	287	3228	54.0	6.08	24	4.5	24	4.5	64t	43/241	68.7

COMMUNITY

ADMIN. & COACHES

VETERANS

DRAFT & FREE AGENTS

2022 REVIEW

2002

LAMBAU FIELD

MISC.

# 2003 10-6-0, .625, FIRST, NFC NORTH

Head Coach:	Mike Sherman	GB	Opp	Attend	Site	Starting QB	Temp	
S 7	Minnesota Vikings	L	25	30	70,505	LF	B.Favre	71
S 14	Detroit Lions	W	31	6	70,244	LF	B.Favre	63
S 21	@ Arizona Cardinals	L	13	20	58,784	SDv	B.Favre	102
S 29	@ Chicago Bears	W	38	23	61,500	SF	B.Favre	58
O 5	Seattle Seahawks	W	35	13	70,365	LF	B.Favre	48
O 12	Kansas City Chiefs	+L	34	40	70,407	LF	B.Favre	60
O 19	@ St. Louis Rams	L	24	34	66,201	EJD	B.Favre	dome
N 2	@ Minnesota Vikings	W	30	27	64,482	MD	B.Favre	dome
N 10	Philadelphia Eagles	L	14	17	70,291	LF	B.Favre	39
N 16	@ Tampa Bay Buccaneers	W	20	13	65,614	RJS	B.Favre	80
N 23	San Francisco 49ers	W	20	10	70,250	LF	B.Favre	38
N 27	@ Detroit Lions	L	14	22	62,123	FdF	B.Favre	dome
D 7	Chicago Bears	W	34	21	70,458	LF	B.Favre	35
D 14	@ San Diego Chargers	W	38	21	64,978	QS	B.Favre	61
D 22	@ Oakland Raiders	W	41	7	62,298	NAC	B.Favre	54
D 28	Denver Broncos	W	31	3	70,299	LF	B.Favre	45
		442	307	1,068,799				

Home: 5-3 (562,819) Away: 5-3 (505,980) + — overtime  
**NFC Wild Card Playoff**  
 J 4 Seattle Seahawks .....+W 33 27 71,457 LF B.Favre 20  
**NFC Divisional Playoff**  
 J 11 @ Philadelphia Eagles .....+L 17 20 67,707 LFF B.Favre 25

	GB	Opp
<b>Total First Downs</b>	315	288
Rushing	127	91
Passing	166	172
Penalty	22	25
<b>Third Downs</b>	85/207	85/228
Efficiency	41.1	37.3
<b>Fourth Downs</b>	4/7	4/17
Efficiency	57.1	23.5
<b>Possession Avg.</b>	30:52	29:08
<b>Total Net Yards</b>	5798	5101
Avg. Per Game	362.4	318.8
Total Plays	999	1036
Avg. Per Play	5.8	4.9

	GB	Opp
<b>Net Yards Rushing</b>	2558	1701
Avg. Per Game	159.9	106.3
Total Rushes	507	413
<b>Net Yards Passing</b>	3240	3400
Avg. Per Game	202.5	212.5
Sacked/Yards Lost	19/137	34/200
Gross Yards	3377	3600
Att./Completions	473/310	589/326
Completion Pct.	65.5	55.3
Had Intercepted	21	21
<b>Punts/Average</b>	71/41.3	83/41.0
Net Punting Avg.	71/34.6	83/35.0
<b>Penalties/Yards</b>	88/699	97/767
<b>Fumbles/Ball Lost</b>	19/11	21/11

	GB	Opp				
<b>Touchdowns</b>	53	31				
Rushing	18	10				
Passing	32	18				
Returns	3	3				
<b>By Quarter</b>						
Packers	103	138	69	132	0	442
Opponents	86	64	49	102	6	307

	GB	Opp	Rushing	No	Yds	Avg	Long	TD
Green	355	1883	5.3	98T	15			
Davenport	77	420	5.5	76T	2			
Fisher	40	200	5.0	19	1			
Driver	5	51	10.2	45	0			
Favre	18	15	0.8	7	0			
Luchey	1	3	3.0	3	0			
J.Walker	2	1	0.5	1	0			
Nall	2	-2	-1.0	-1	0			
Pederson	6	-5	-0.8	0	0			
Ferguson	1	-8	-8.0	-8	0			
<b>Packers</b>	<b>507</b>	<b>2558</b>	<b>5.0</b>	<b>98T</b>	<b>18</b>			
<b>Opponents</b>	<b>413</b>	<b>1701</b>	<b>4.1</b>	<b>67T</b>	<b>10</b>			

	W	L	T	Pct	Pts	QP
<b>NFC North</b>	10	6	0	.625	442	307
<b>Green Bay</b>	10	6	0	.625	442	307
Minnesota	9	7	0	.562	414	353
Chicago	7	9	0	.438	283	346
Detroit	5	11	0	.312	270	379

	No	Yds	Avg	Long	TD
<b>Receiving</b>	52	621	11.9	41	2
Driver	50	367	7.3	27	5
J.Walker	41	716	17.5	66T	9
Ferguson	38	520	13.7	47	4
Franks	30	241	8.0	24	4
Henderson	24	214	8.9	22	3
Fisher	21	206	9.8	32	2
Walls	20	222	11.1	36	1
Freeman	14	141	10.1	15	0
Martin	13	79	6.1	14	2
Davenport	6	38	6.3	12	0
Luchey	1	12	12.0	12	0
<b>Packers</b>	<b>310</b>	<b>3377</b>	<b>10.9</b>	<b>66T</b>	<b>32</b>
<b>Opponents</b>	<b>326</b>	<b>3600</b>	<b>11.0</b>	<b>68T</b>	<b>18</b>

**Sacks:** Gbaja-Biamila 10, Hunt 4, G.Jackson 2.5, Nwokorie 2.5, \*Barnett 2, Kampman 2, Sharper 2, Jue 1.5, Smith 1.5, Diggs 1, Edwards 1, Hawthorne 1, Marshall 1, Navies 1, Packers 34, Opponents 19

\* — rookie

	Att	Cmp	Yds	Cmp%	Yds/Att	TD	TD%	Int	Int%	LG	Sck/Yds	Rtng
Favre	471	308	3361	65.4	7.14	32	6.8	21	4.5	66T	19/137	90.4
Pederson	2	2	16	100.0	8.00	0	0.0	0	0.0	14	0/0	100.0
<b>Packers</b>	<b>473</b>	<b>310</b>	<b>3377</b>	<b>65.5</b>	<b>7.14</b>	<b>32</b>	<b>6.8</b>	<b>21</b>	<b>4.4</b>	<b>66T</b>	<b>19/137</b>	<b>90.5</b>
<b>Opponents</b>	<b>589</b>	<b>326</b>	<b>3600</b>	<b>55.3</b>	<b>6.11</b>	<b>18</b>	<b>3.1</b>	<b>21</b>	<b>3.6</b>	<b>68T</b>	<b>34/200</b>	<b>69.0</b>

Scoring	TD	Ru	Pa	Rt	PAT	FG	S	PTS
Green	20	15	5	0	0	0	0	120
Longwell	0	0	0	0	51/51	23/26	0	120
J.Walker	9	0	9	0	0	0	0	54
Franks	4	0	4	0	0	0	0	28
Ferguson	4	0	4	0	0	0	0	24
Fisher	3	1	2	0	0	0	0	18
Henderson	3	0	3	0	0	0	0	18
Davenport	2	2	0	0	0	0	0	12
Driver	2	0	2	0	0	0	0	12
Martin	2	0	2	0	0	0	0	12
Harris	1	0	0	1	0	0	0	6
McKenzie	1	0	0	1	0	0	0	6
Walls	1	0	1	0	0	0	0	6
Wilkins	1	0	0	1	0	0	0	6
<b>Packers</b>	<b>53</b>	<b>18</b>	<b>32</b>	<b>3</b>	<b>51/51</b>	<b>23/26</b>	<b>0</b>	<b>442</b>
<b>Opponents</b>	<b>31</b>	<b>10</b>	<b>18</b>	<b>3</b>	<b>29/29</b>	<b>30/33</b>	<b>0</b>	<b>307</b>

**2-Point Conversions:** Franks 2, Packers 2-2, Opponents 1-1

Field Goals	1-19	20-29	30-39	40-49	50+
Longwell	0/0	5/5	11/11	6/9	1/1
<b>Packers</b>	<b>0/0</b>	<b>5/5</b>	<b>11/11</b>	<b>6/9</b>	<b>1/1</b>
<b>Opponents</b>	<b>0/0</b>	<b>10/11</b>	<b>10/10</b>	<b>8/10</b>	<b>2/2</b>

**Longwell:** (27G)(46G)(40G,40G)(34G)(0)(50G,41G) (33G)(21G,43G,27G)(45N)(31G,33G) (38G,49N,37G)(0)(24G,38G,35G,45G) (32G)(31G,27G)(33G,40N)

**Opponents:** (22G,46G,34G)(22G,52G)(21G,37G) (31G,38G,41G)(27G,58G)(34G,31G,48G) (39G,43G)(47G,37G)(47N,21G)(24G,47G) (28N,24G)(42G,28G,49G,46G,32G)(0)(20G,26G) (0)(31G)

Interceptions	No	Yds	Avg	Long	TD
Sharper	5	78	15.6	50	0
McKenzie	4	98	24.5	90T	1
Harris	3	89	29.7	56T	1
*Barnett	3	21	7.0	14	0
Diggs	2	13	6.5	13	0
Hawthorne	2	8	4.0	8	0
Edwards	1	5	5.0	5	0
Anderson	1	3	3.0	3	0
<b>Packers</b>	<b>21</b>	<b>315</b>	<b>15.0</b>	<b>90T</b>	<b>2</b>
<b>Opponents</b>	<b>21</b>	<b>429</b>	<b>20.4</b>	<b>79T</b>	<b>2</b>

Punting	No	Yds	Avg	TB	In	Lg	B
Bidwell	69	2875	41.7	7	16	60	0
Longwell	2	58	29.0	1	1	30	0
<b>Packers</b>	<b>71</b>	<b>2933</b>	<b>41.3</b>	<b>8</b>	<b>17</b>	<b>60</b>	<b>0</b>
<b>Opponents</b>	<b>83</b>	<b>3399</b>	<b>41.0</b>	<b>11</b>	<b>23</b>	<b>62</b>	<b>1</b>

Punt Returns	Ret	FC	Yds	Avg	Long	TD
Chatman	33	18	277	8.4	33	0
Harris	1	0	0	0.0	0	0
Wilkins	1	0	0	0.0	0	0
<b>Packers</b>	<b>35</b>	<b>18</b>	<b>277</b>	<b>7.9</b>	<b>33</b>	<b>0</b>
<b>Opponents</b>	<b>32</b>	<b>15</b>	<b>316</b>	<b>9.9</b>	<b>32</b>	<b>0</b>

Kickoff Returns	No	Yds	Avg	Long	TD
Chatman	36	804	22.3	46	0
Davenport	16	505	31.6	60	0
Ferguson	7	148	21.1	31	0
Henderson	3	33	11.0	15	0
Luchey	2	21	10.5	12	0
<b>Packers</b>	<b>64</b>	<b>1511</b>	<b>23.6</b>	<b>60</b>	<b>0</b>
<b>Opponents</b>	<b>82</b>	<b>1707</b>	<b>20.8</b>	<b>88T</b>	<b>1</b>

## Primary Starters

WR	R.Ferguson	LE	A.Kampman
LT	C.Clifton		J.Johnson
LG	M.Wahle	NT	G.Brown
C	M.Flanagan	DT	C.Hunt
RG	M.Rivera	RE	K.Gbaja-Biamila
RT	M.Tauscher	SLB	H.Navies
TE	B.Franks	MLB	*N.Barnett
WR	D.Driver	WLB	N.Diggs
QB	B.Favre	LCB	M.McKenzie
RB	A.Green	RCB	A.Harris
FB	W.Henderson	SS	A.Edwards
		FS	D.Sharper

COMMUNITY  
ADMIN. & COACHES  
VETERANS  
DRAFT & FREE AGENTS  
REVIEW  
2022  
2003

LAMBEAU FIELD  
MISC.

# 10-6-0, .625, FIRST, NFC NORTH 2004

Head Coach:	Mike Sherman	GB	Opp	Attend	Site	Starting QB	Temp	
S 13	@ Carolina Panthers	W	24	14	73,656	BAS	B.Favre	74
S 19	Chicago Bears	L	10	21	70,688	LF	B.Favre	74
S 26	@ Indianapolis Colts	L	31	45	57,280	RCA	B.Favre	dome
O 3	New York Giants	L	7	14	70,623	LF	B.Favre	61
O 11	Tennessee Titans	L	27	48	70,420	LF	B.Favre	50
O 17	@ Detroit Lions	W	38	10	62,938	FdF	B.Favre	dome
O 24	Dallas Cowboys	W	41	20	70,679	LF	B.Favre	55
O 31	@ Washington Redskins	W	28	14	89,295	FxF	B.Favre	78
N 14	Minnesota Vikings	W	34	31	70,671	LF	B.Favre	46
N 21	@ Houston Texans	W	16	13	70,769	RtS	B.Favre	dome
N 29	St. Louis Rams	W	45	17	70,385	LF	B.Favre	28
D 5	@ Philadelphia Eagles	L	17	47	67,723	LF	B.Favre	55
D 12	Detroit Lions	W	16	13	70,497	LF	B.Favre	33
D 19	Jacksonville Jaguars	L	25	28	70,437	LF	B.Favre	12
D 24	@ Minnesota Vikings	W	34	31	64,311	MD	B.Favre	dome
J 2	@ Chicago Bears	W	31	14	62,197	SF	B.Favre	44
		424	380	1,112,569				
Home: 4-4 (564,400)		Away: 6-2 (548,169)						
<b>NFC Wild Card Playoff</b>								
J 9	Minnesota Vikings	L	17	31	71,075	LF	B.Favre	26

Scoring	TD	Ru	Pa	Rt	PAT	FG	S	PTS
Longwell	0	0	0	0	48/48	24/28	0	120
Walker	12	0	12	0	0	0	0	72
Driver	9	0	9	0	0	0	0	56
Green	8	7	1	0	0	0	0	48
Franks	7	0	7	0	0	0	0	42
Henderson	3	0	3	0	0	0	0	18
Sharper	3	0	0	3	0	0	0	18
Davenport	2	2	0	0	0	0	0	12
Fisher	2	0	2	0	0	0	0	12
Ferguson	1	0	1	0	0	0	0	8
*Carroll	1	0	1	0	0	0	0	6
Chatman	1	0	1	0	0	0	0	6
Hawthorne	1	0	1	0	0	0	0	6
Packers	50	9	36	5	48/48	24/28	0	424
Opponents	47	12	33	2	47/47	17/25	0	380
<b>2-Point Conversions:</b> Ferguson, Driver, Packers 2-2, Opponents 0-0								

Home:	4-4 (564,400)	Away:	6-2 (548,169)
<b>NFC Wild Card Playoff</b>			
J 9	Minnesota Vikings	L	17

Field Goals	1-19	20-29	30-39	40-49	50+
Longwell	0/0	8/8	8/9	6/8	2/3
Packers	0/0	8/8	8/9	6/8	2/3
Opponents	0/0	5/5	5/8	7/12	0/0

	GB	Opp	Rushing	No	Yds	Avg	Long	TD
Total First Downs	354	307	Green	259	1163	4.5	90T	7
Rushing	98	92	Davenport	71	359	5.1	40T	2
Passing	228	181	Fisher	65	224	3.4	24	0
Penalty	28	34	W.Williams	6	42	7.0	28	0
Third Downs	98/207	69/197	Chatman	4	36	9.0	18	0
Efficiency	47.3	35.0	Favre	16	36	2.3	17	0
Fourth Downs	8/14	5/9	Luchey	10	24	2.4	4	0
Efficiency	57.1	55.6	Pederson	2	15	7.5	9	0
Possession Avg.	30:28	29:32	Nall	3	7	2.3	9	0
Total Net Yards	6357	5541	Driver	3	4	1.3	14	0
Avg. Per Game	397.3	346.3	O'Sullivan	2	-2	-1.0	-1	0
Total Plays	1053	967	Packers	441	1908	4.3	90T	9
Avg. Per Play	6.0	5.7	Opponents	409	1878	4.6	54	12

Longwell:	(41G)(25G,45N)(38G,52N)
(39G,53G)(50G)(26G,40G)(37G,39G)(43G,33G)	
(49N,23G,39G,46G)(27G)(40G)(36G,28G,23G)	
(35G,31N)(42G,29G)(20G)	
Opponents: ((45N)(45G)(49N,30N,33N)	
(36G,38G,42B)(48G)(46G,24G)(35N)(21G)	
(40N,46G,40G)(42N,32G)(22G,45G,47G,22G)	
(31G,36G)((/29G))	

NFC North	W	L	T	Pct	Pts	OP
Green Bay	10	6	0	.625	424	380
Minnesota	8	8	0	.500	405	395
Detroit	6	10	0	.375	296	350
Chicago	5	11	0	.312	231	331

Interceptions	No	Yds	Avg	Long	TD
Sharper	4	97	24.3	43T	2
Harris	1	29	29.0	29	0
Jue	1	23	23.0	23	0
Barnett	1	16	16.0	16	0
*Carroll	1	0	0.0	0	0
Packers	8	165	20.6	43T	2
Opponents	19	166	8.7	31	1

Receiving	No	Yds	Avg	Long	TD
Walker	89	1382	15.5	79T	12
Driver	84	1208	14.4	50	9
Green	40	275	6.9	48	1
Fisher	38	277	7.3	25	2
Franks	34	361	10.6	29	7
Henderson	34	239	7.0	38T	3
Ferguson	24	367	15.3	48	1
Chatman	22	246	11.2	21	1
Martin	5	88	17.6	35	0
Steele	4	42	10.5	27	0
Davenport	4	33	8.3	12	0
Luchey	2	20	10.0	11	0
*Thurman	2	12	6.0	9	0
Packers	382	4550	11.9	79T	36
Opponents	314	3943	12.6	68T	33

Punting	No	Yds	Avg	TB	In	Lg	B
Barker	66	2644	40.1	7	16	64	0
Packers	66	2644	40.1	7	16	64	0
Opponents	81	3176	39.2	6	31	58	0

Punts/Average	GB	Opp
Net Punting Avg.	66/40.1	81/39.2
Penalties/Yards	66/33.4	81/34.6
Penalties/Yards	116/950	112/942
Fumbles/Ball Lost	22/10	17/7
Touchdowns	50	47
Rushing	9	12
Passing	36	33
Returns	5	2

Punt Returns	Ret	FC	Yds	Avg	Long	TD
Chatman	32	27	245	7.7	28	0
Sharper	1	0	9	9.0	9	0
Packers	33	27	254	7.7	28	0
Opponents	34	10	301	8.9	40	0

By Quarter	Q1	Q2	Q3	Q4	OT	Pts
Packers	57	146	107	114	0	424
Opponents	82	147	58	93	0	380

Kickoff Returns	No	Yds	Avg	Long	TD
Chatman	25	565	22.6	59	0
Ferguson	21	526	25.0	71	0
Davenport	14	286	20.4	27	0
*Thurman	3	59	19.7	28	0
*Carroll	2	31	15.5	16	0
Henderson	2	16	8.0	10	0
Whitley	2	33	16.5	20	0
Peterson	1	6	6.0	6	0
Packers	70	1522	21.7	71	0
Opponents	79	1594	20.2	58	0

## Primary Starters

WR	D.Driver	LE	A.Kampman
	R.Ferguson	NT	G.Jackson
LT	C.Clifton	DT	C.Hunt
LG	M.Wahle	CB	C.Jenkins
C	G.Ruegamer	RE	K.Gbaja-Biamila
RG	M.Rivera	SLB	H.Navies
RT	M.Tauscher	MLB	N.Barnett
TE	B.Franks	WLB	N.Diggs
WR	J.Walker	LCB	*A.Carroll
QB	B.Favre		M.Hawthorne
RB	A.Green	RCB	A.Harris
FB	W.Henderson	SS	M.Roman
		FS	D.Sharper

**Sacks:** Gbaja-Biamila 13.5, Jenkins 4.5, Kampman 4.5, Roman 3.5, Barnett 3, Truluck 2.5, \*Carroll 2, Hunt 2, Diggs 1, G.Jackson 1, Lee 1, \*C.Williams 1, Navies 0.5, Packers 40, Opponents 14

\* — rookie

Passing	Att	Cmp	Yds	Cmp%	Yds/Att	TD	TD%	Int	Int%	LG	Sck/Yds	Rtg
Favre	540	346	4088	64.1	7.57	30	5.6	17	3.1	79T	12/93	92.4
Nall	33	23	314	69.7	9.52	4	12.1	0	0.0	43	2/8	139.4
Pederson	23	11	120	47.8	5.22	0	0.0	2	8.7	24	0/0	27.4
Fisher	1	1	8	100.0	8.00	1	100.0	0	0.0	8T	0/0	139.6
Green	1	1	20	100.0	20.00	1	100.0	0	0.0	20T	0/0	158.3
Packers	598	382	4550	63.9	7.61	36	6.0	19	3.2	79T	14/101	93.8
Opponents	518	314	3943	60.6	7.61	33	6.4	8	1.5	68T	40/280	99.1

COMMUNITY

ADMIN. & COACHES

VETERANS

DRAFT & FREE AGENTS

2022 REVIEW

2004

LAMBEAU FIELD

MISC.



# 2005 4-12-0, .250, FOURTH, NFC NORTH

Head Coach:	Mike Sherman	GB	Opp	Attend	Site	Starting QB	Temp	
S 11	@ Detroit Lions	L	3	17	61,877	FdF	B.Favre	dome
S 18	Cleveland Browns	L	24	26	70,400	LF	B.Favre	76
S 25	Tampa Bay Buccaneers	L	16	17	70,518	LF	B.Favre	65
O 3	@ Carolina Panthers	L	29	32	73,657	BAS	B.Favre	75
O 9	New Orleans Saints	W	52	3	70,580	LF	B.Favre	52
O 23	@ Minnesota Vikings	L	20	23	64,278	MD	B.Favre	dome
O 30	@ Cincinnati Bengals	L	14	21	65,940	PBS	B.Favre	58
N 6	Pittsburgh Steelers	L	10	20	70,607	LF	B.Favre	49
N 13	@ Atlanta Falcons	W	33	25	71,001	GD	B.Favre	dome
N 21	Minnesota Vikings	L	17	20	70,610	LF	B.Favre	36
N 27	@ Philadelphia Eagles	L	14	19	67,665	LFF	B.Favre	50
D 4	@ Chicago Bears	L	7	19	62,177	SF	B.Favre	26
D 11	Detroit Lions	+W	16	13	70,019	LF	B.Favre	14
D 19	@ Baltimore Ravens	L	3	48	70,604	MTS	B.Favre	29
D 25	Chicago Bears	L	17	24	69,757	LF	B.Favre	34
J 1	Seattle Seahawks	W	23	17	69,928	LF	B.Favre	34
			298	344	1,099,618			
<b>Home:</b>	3-5 (562,419)	<b>Away:</b>	1-7 (537,199)	+ — overtime				

	GB	Opp	Rushing	No	Yds	Avg	Long	TD
<b>Total First Downs</b>	318	280	*Gado	143	582	4.1	64t	6
Rushing	76	107	Green	77	255	3.3	13	0
Passing	206	143	Fisher	60	173	2.9	17	1
Penalty	36	30	*Herron	45	121	2.7	17	2
<b>Third Downs</b>	91/221	74/206	Davenport	30	105	3.5	24	2
Efficiency	41.2	35.9	Favre	18	62	3.4	20	0
<b>Fourth Downs</b>	9/19	3/8	Chatman	8	34	4.3	11	0
Efficiency	47.4	37.5	R.Lee	11	16	1.5	4	0
<b>Possession Avg.</b>	30:48	29:12	Driver	2	13	6.5	9	0
<b>Total Net Yards</b>	5118	4690	*Rodgers	2	7	3.5	8	0
Avg. Per Game	319.9	293.1	Henderson	1	-5	-5.0	-5	0
Total Plays	1051	969	Sander	1	-11	-11.0	-11	0
Avg. Per Play	4.9	4.8	<b>Packers</b>	<b>398</b>	<b>1352</b>	<b>3.4</b>	<b>64t</b>	<b>11</b>
<b>Net Yards Rushing</b>	1352	2010	<b>Opponents</b>	<b>504</b>	<b>2010</b>	<b>4.0</b>	<b>43</b>	<b>10</b>
Avg. Per Game	84.5	125.6						
Total Rushes	398	504						
<b>Net Yards Passing</b>	3766	2680						
Avg. Per Game	235.4	167.5						
Sacked/Yards Lost	27/198	35/196						
Gross Yards	3964	2876						
Att./Completions	626/383	430/252						
Completion Pct.	61.2	58.6						
Had Intercepted	30	10						
<b>Punts/Average</b>	70/38.9	85/42.3						
Net Punting Avg.	70/33.5	85/36.9						
<b>Penalties/Yards</b>	119/918	98/975						
<b>Fumbles/Ball Lost</b>	31/15	33/11						
<b>Touchdowns</b>	34	37						
Rushing	11	10						
Passing	20	22						
Returns	3	5						

NFC North	W	L	T	Pct	Pts	DP
Chicago	11	5	0	.688	260	202
Minnesota	9	7	0	.532	306	344
Detroit	5	11	0	.312	254	345
<b>Green Bay</b>	<b>4</b>	<b>12</b>	<b>0</b>	<b>.250</b>	<b>298</b>	<b>344</b>

Receiving	No	Yds	Avg	Long	TD
Driver	86	1221	14.2	59	5
Chatman	49	549	11.2	25	4
Fisher	48	347	7.2	15	1
D.Lee	33	294	8.9	27	2
Henderson	30	264	8.8	32	0
Ferguson	27	366	13.6	51	3
Martin	27	224	8.3	21t	3
Franks	25	207	8.3	24	1
Green	19	147	7.7	20	0
*Gado	10	77	7.7	30	1
Thurman	7	92	13.1	33	0
*Murphy	5	36	7.2	12	0
Leach	5	19	3.8	9	0
Gardner	4	67	16.8	33	0
Walker	4	27	6.8	9	0
Davenport	2	3	1.5	2	0
W.Williams	1	19	19.0	19	0
R.Lee	1	5	5.0	5	0
<b>Packers</b>	<b>383</b>	<b>3964</b>	<b>10.3</b>	<b>59</b>	<b>20</b>
<b>Opponents</b>	<b>252</b>	<b>2876</b>	<b>11.4</b>	<b>80</b>	<b>22</b>

By Quarter	Q1	Q2	Q3	Q4	OT	Pts
Packers	77	100	36	82	3	298
Opponents	88	100	59	97	0	344

### Primary Starters

WR	R.Ferguson	LE	A.Kampman
LT	C.Clifton	LT	G.Jackson
LG	A.Klemm	RT	C.Jenkins
	S.Wells	RE	K.Gbaja-Biamila
C	M.Flanagan	SLB	P.Lenon
RG	*W.Whitticker		N.Diggs
RT	M.Tauscher	MLB	N.Barnett
TE	B.Franks	WLB	R.Thomas
	D.Martin		P.Lenon
QB	D.Driver	LCB	A.Carroll
WR	B.Favre	RCB	A.Harris
RB	A.Green (5)	SS	M.Roman
	*S.Gado (5)	FS	*N.Collins
	T.Fisher (4)		
FB	W.Henderson		
	V.Leach		

Scoring	TD	Ru	Pa	Rt	PAT	FG	S	Pts
Longwell	0	0	0	0	30/31	20/27	0	90
*Gado	7	6	1	0				42
Chatman	5	0	4	1				30
Driver	5	0	5	0				30
Ferguson	3	0	3	0				20
Martin	3	0	3	0				20
Davenport	2	2	0	0				12
Fisher	2	1	1	0				12
*Herron	2	0	0	0				12
D.Lee	2	0	2	0				12
Barnett	1	0	0	1				6
Franks	1	0	1	0				6
Harris	1	0	0	1				6
<b>Packers</b>	<b>34</b>	<b>11</b>	<b>20</b>	<b>3</b>	<b>30/31</b>	<b>20/27</b>	<b>0</b>	<b>298</b>
<b>Opponents</b>	<b>37</b>	<b>10</b>	<b>22</b>	<b>5</b>	<b>33/35</b>	<b>29/34</b>	<b>0</b>	<b>344</b>

Field Goals	1-19	20-29	30-39	40-49	50+
Longwell	0/0	7/7	6/10	3/5	4/5
<b>Packers</b>	<b>0/0</b>	<b>7/7</b>	<b>6/10</b>	<b>3/5</b>	<b>4/5</b>
<b>Opponents</b>	<b>1/1</b>	<b>11/11</b>	<b>10/10</b>	<b>6/10</b>	<b>1/2</b>
<b>Longwell:</b>	(50G)(34G)(42N,32G)(0)(26G)				
	(53G,53G,42N,39G)(0)(40G,31N)				
	(46G,23G,53G,51G)(46G)(0)(36G,38B,39G,28G)				
	(27G)(38N,39N,26G)(26G,32G,28G)				
<b>Opponents:</b>	(21G)(21G,39G)(42G(32G,38G)				
	(33G,43N,43N)(27G,22G,56G)				
	(32G,24G,51B)(37G)(49N,24G,27G)				
	(44G,38G,37G,33G)(21G,40G,25G,35G,43N)				
	(19G,23G)(23G,40G)(45G)(44G)				

Interceptions	No	Yds	Avg	Long	TD
Harris	3	30	10.0	22t	1
Carroll	2	38	19.0	38	0
Roman	2	18	9.0	12	0
Barnett	1	95	95.0	95t	1
R.Thomas	1	24	24.0	24	0
*Collins	1	0	0.0	0	0
<b>Packers</b>	<b>10</b>	<b>205</b>	<b>20.5</b>	<b>95t</b>	<b>2</b>
<b>Opponents</b>	<b>30</b>	<b>370</b>	<b>12.3</b>	<b>95</b>	<b>3</b>

Punting	No	Yds	Avg	TB	In	LG	B
Sander	64	2508	39.2	2	11	53	0
Finn	36	218	36.3	0	0	42	0
<b>Packers</b>	<b>70</b>	<b>2726</b>	<b>38.9</b>	<b>2</b>	<b>11</b>	<b>53</b>	<b>0</b>
<b>Opponents</b>	<b>85</b>	<b>3597</b>	<b>42.3</b>	<b>4</b>	<b>29</b>	<b>63</b>	<b>0</b>

Punt Returns	Ret	FC	Yds	Avg	Long	TD
Chatman	45	18	381	8.5	85t	1
<b>Packers</b>	<b>45</b>	<b>18</b>	<b>381</b>	<b>8.5</b>	<b>85t</b>	<b>1</b>
<b>Opponents</b>	<b>49</b>	<b>12</b>	<b>339</b>	<b>6.9</b>	<b>49</b>	<b>0</b>

Kickoff Returns	No	Yds	Avg	Long	TD
Carroll	19	390	20.5	57	0
R.Lee	15	319	21.3	35	0
Davenport	10	189	18.9	27	0
Thurman	8	136	17.0	23	0
Chatman	5	91	18.2	33	0
*Murphy	5	91	18.2	29	0
Jones	4	80	20.0	25	0
Leach	3	39	13.0	20	0
Ferguson	2	44	22.0	22	0
Henderson	2	20	10.0	10	0
C.Williams	1	14	14.0	14	0
Peterson	1	5	5.0	5	0
<b>Packers</b>	<b>75</b>	<b>1418</b>	<b>18.9</b>	<b>57</b>	<b>0</b>
<b>Opponents</b>	<b>65</b>	<b>1404</b>	<b>21.6</b>	<b>73</b>	<b>0</b>

\* — rookie

Passing	Att	Cmp	Yds	Cmp%	Yds/Att	TD	TD%	Int	Int%	LG	Sck/Yds	Rtng
Favre	607	372	3881	61.3	6.39	20	3.3	29	4.8	59	24/170	70.9
*Rodgers	16	9	65	56.3	4.06	0	0.0	1	6.3	16	3/28	39.8
Fisher	1	1	14	100.0	14.00	0	0.0	0	0.0	14	0/0	118.8
*Gado	1	0	0	0.0	0.00	0	0.0	0	0.0	0	0/0	39.6
Sander	1	1	4	100.0	4.00	0	0.0	0	0.0	4	0/0	83.3
<b>Packers</b>	<b>626</b>	<b>383</b>	<b>3964</b>	<b>61.2</b>	<b>6.33</b>	<b>20</b>	<b>3.2</b>	<b>30</b>	<b>4.8</b>	<b>59</b>	<b>27/198</b>	<b>70.9</b>
<b>Opponents</b>	<b>430</b>	<b>252</b>	<b>2876</b>	<b>58.6</b>	<b>6.69</b>	<b>22</b>	<b>5.1</b>	<b>10</b>	<b>2.3</b>	<b>80t</b>	<b>35/196</b>	<b>86.2</b>

COMMUNITY  
 ADMIN. & COACHES  
 VETERANS  
 DRAFT & FREE AGENTS  
 2022 REVIEW  
 2005  
 LAMBEAU FIELD  
 MISC.

# 8-8-0, .500, SECOND, NFC NORTH 2006

Head Coach: Mike McCarthy		GB	Opp	Attend	Site	Starting QB	Temp
S 10	Chicago Bears.....	L	0	26	70,918	LF	B.Favre 62
S 17	New Orleans Saints.....	L	27	34	70,602	LF	B.Favre 78
S 24	@ Detroit Lions.....	W	31	24	61,095	FdF	B.Favre dome
O 2	@ Philadelphia Eagles.....	L	9	31	69,222	LFF	B.Favre 69
O 8	St. Louis Rams.....	L	20	23	70,804	LF	B.Favre 59
O 22	@ Miami Dolphins.....	W	34	24	73,548	DS	B.Favre 86
O 29	Arizona Cardinals.....	W	31	14	70,809	LF	B.Favre 45
N 5	@ Buffalo Bills.....	L	10	24	72,205	RWS	B.Favre 47
N 12	@ Minnesota Vikings.....	W	23	17	63,924	MD	B.Favre dome
N 19	New England Patriots.....	L	0	35	70,753	LF	B.Favre 41
N 27	@ Seattle Seahawks.....	L	24	34	68,256	QF	B.Favre 34
D 3	New York Jets.....	L	10	38	70,527	LF	B.Favre 19
D 10	@ San Francisco 49ers.....	W	30	19	68,539	MP	B.Favre 62
D 17	Detroit Lions.....	W	17	9	70,472	LF	B.Favre 41
D 21	Minnesota Vikings.....	W	9	7	70,864	LF	B.Favre 36
D 31	@ Chicago Bears.....	W	26	7	62,287	SF	B.Favre 50
Home: 3-5 (565,749)		Away: 5-3 (539,076)					
		301	366	1,104,825			

	GB	Opp	Rushing	No	Yds	Avg	Long	TD
<b>Total First Downs</b> .....	301	291	Green.....	266	1059	4.0	70t	5
Rushing.....	93	95	Morency.....	91	421	4.6	39	2
Passing.....	185	169	Herron.....	37	150	4.1	19	1
Penalty.....	23	27	Favre.....	23	29	1.3	14	1
<b>Third Downs</b> .....	94/240	70/215	Driver.....	7	16	2.3	16	0
Efficiency.....	39.2	32.6	Rodgers.....	2	11	5.5	6	0
<b>Fourth Downs</b> .....	7/17	13/21	*I.Martin.....	2	-5	-2.5	-2	0
Efficiency.....	41.2	61.9	Gado.....	2	-7	-3.5	-3	0
<b>Possession Avg.</b> .....	30:45	29:15	Ryan.....	1	-11	-11.0	-11	0
<b>Total Net Yards</b> .....	5458	5134	<b>Packers</b> .....	<b>431</b>	<b>1663</b>	<b>3.9</b>	<b>70t</b>	<b>9</b>
Avg. Per Game.....	341.1	320.9	<b>Opponents</b> .....	<b>441</b>	<b>1825</b>	<b>4.1</b>	<b>72</b>	<b>12</b>
Total Plays.....	1085	1002						
Avg. Per Play.....	5.0	5.1						
<b>Net Yards Rushing</b> .....	1663	1825						
Avg. Per Game.....	103.9	114.1						
Total Rushes.....	431	441						
<b>Net Yards Passing</b> .....	3795	3309						
Avg. Per Game.....	237.2	206.8						
Sacked/Yards Lost.....	24/152	46/337						
Gross Yards.....	3947	3646						
Att./Completions.....	630/350	515/286						
Completion Pct.....	55.6	55.5						
Had Intercepted.....	18	23						
<b>Punts/Average</b> .....	84/44.5	83/44.6						
Net Punting Avg.....	84/35.7	83/37.9						
<b>Penalties/Yards</b> .....	90/689	97/710						
<b>Fumbles/Ball Lost</b> .....	25/15	29/10						
<b>Touchdowns</b> .....	32	41						
Rushing.....	9	12						
Passing.....	18	25						
Returns.....	5	4						

	Q1	Q2	Q3	Q4	OT	Pts
Packers	87	79	62	73	0	301
Opponents	64	115	84	103	0	366

NFC North	W	L	T	Pct	Pts	OP
Chicago.....	13	3	0	.812	427	255
<b>Green Bay</b> .....	<b>8</b>	<b>8</b>	<b>0</b>	<b>.500</b>	<b>301</b>	<b>366</b>
Minnesota.....	6	10	0	.375	282	327
Detroit.....	3	13	0	.188	305	398

	No	Yds	Avg	Long	TD
<b>Receiving</b> .....	<b>92</b>	<b>1295</b>	<b>14.1</b>	<b>82t</b>	<b>8</b>
Driver.....	46	373	8.1	20	1
*Jennings.....	45	632	14.0	75t	3
Herron.....	29	211	7.3	16	2
Franks.....	25	232	9.3	19	0
R.Martin.....	21	358	17.0	36t	1
D.Martin.....	21	198	9.4	23	2
Morency.....	16	112	7.0	29	0
Henderson.....	12	62	5.2	13	0
Lee.....	10	150	15.0	32	0
Holiday.....	9	126	14.0	35	0
Miree.....	9	57	6.3	20	0
Robinson.....	7	89	12.7	24	0
Ferguson.....	5	31	6.2	10	1
*Francies.....	2	16	8.0	12	0
Gado.....	1	5	5.0	5	0
<b>Packers</b> .....	<b>350</b>	<b>3947</b>	<b>11.3</b>	<b>82t</b>	<b>18</b>
<b>Opponents</b> .....	<b>286</b>	<b>3646</b>	<b>12.7</b>	<b>75t</b>	<b>25</b>

**Sacks:** Kampman 15.5, Williams 7, Jenkins 6.5, Gbaja-Biamila 6, \*Hawk 3.5, Barnett 2, Montgomery 1.5, Carroll 1, Cole 1, Poppinga 1, Woodson 1, Packers 46, Opponents 24

### Primary Starters

WR	*G.Jennings	FB	W.Henderson
LT	C.Clifton	LE	A.Kampman
LG	*D.Colledge	LT	C.Williams
C	S.Wells	RT	R.Pickett
RG	*J.Spitz	RE	K.Gbaja-Biamila
	*T.Moll	SLB	B.Poppinga
RT	M.Tauscher	MLB	N.Barnett
	*T.Moll	WLB	*A.Hawk
TE	B.Franks	LCB	C.Woodson
WR	D.Driver	RCB	A.Harris
QB	B.Favre	SS	M.Manuel
RB	A.Green	FS	N.Collins

— rookie

	Passing	Att	Cmp	Yds	Cmp%	Yds/Att	TD	TD%	Int	Int%	LG	Sck/Yds	Rtg
Favre.....	613	343	3885	56.0	6.34	18	2.9	18	2.9	82t	21/134	72.7	
Rodgers.....	15	6	46	40.0	3.07	0	0.0	0	0.0	16	3/18	48.2	
Holiday.....	1	0	0	0.0	0.00	0	0.0	0	0.0	0	0/0	39.6	
Ryan.....	1	1	16	100.0	16.00	0	0.0	0	0.0	16	0/0	118.8	
<b>Packers</b> .....	<b>630</b>	<b>350</b>	<b>3947</b>	<b>55.6</b>	<b>6.27</b>	<b>18</b>	<b>2.9</b>	<b>18</b>	<b>2.9</b>	<b>82t</b>	<b>24/152</b>	<b>72.1</b>	
<b>Opponents</b> .....	<b>515</b>	<b>286</b>	<b>3646</b>	<b>55.5</b>	<b>7.08</b>	<b>25</b>	<b>4.9</b>	<b>23</b>	<b>4.5</b>	<b>75t</b>	<b>46/337</b>	<b>75.4</b>	

Scoring	TD	Ru	Pa	Rt	PAT	FG	S	PTS
Rayner.....	0	0	0	0	31/32	26/35	0	109
Driver.....	8	0	0	0	0	0	0	48
Green.....	6	5	1	0	0	0	0	36
Herron.....	3	1	2	0	0	0	0	18
*Jennings.....	3	0	3	0	0	0	0	18
D.Martin.....	2	0	2	0	0	0	0	12
Morency.....	2	2	0	0	0	0	0	12
Collins.....	1	0	1	0	0	0	0	6
Dendy.....	1	0	1	0	0	0	0	6
Favre.....	1	1	0	0	0	0	0	6
Ferguson.....	1	0	1	0	0	0	0	6
*Hodge.....	1	0	0	1	0	0	0	6
Manuel.....	1	0	1	0	0	0	0	6
R.Martin.....	1	0	1	0	0	0	0	6
Woodson.....	1	0	0	1	0	0	0	6
<b>Packers</b> .....	<b>32</b>	<b>9</b>	<b>18</b>	<b>5</b>	<b>31/32</b>	<b>26/35</b>	<b>0</b>	<b>301</b>
<b>Opponents</b> .....	<b>41</b>	<b>12</b>	<b>25</b>	<b>4</b>	<b>38/38</b>	<b>26/27</b>	<b>0</b>	<b>366</b>

**2-Point Conversions:** Packers 0-0, Opponents 2-3

Field Goals	1-19	20-29	30-39	40-49	50+
Rayner.....	0/0	11/12	6/9	8/11	1/3
<b>Packers</b> .....	<b>0/0</b>	<b>11/12</b>	<b>6/9</b>	<b>8/11</b>	<b>1/3</b>
<b>Opponents</b> .....	<b>0/0</b>	<b>8/8</b>	<b>7/7</b>	<b>11/11</b>	<b>0/1</b>
<b>Rayner:</b> (53N)(24G,36G)(24G)(23G,54G,46G,54N)					
(27G,45N,32G)(42G,34G)(42G)(49G)					
(20G,24G,29G)(44N)(28B,34G)(40N,34G)					
(23G,44G,21G)(24G)(38G,38B,34N,44G,44G)					
(32N,25G,46G)					
<b>Opponents:</b> (40G,39G,28G,30G)(45G,47G)(40G)					
(40G)(31G,26G,20G)(32G,40G,45G,52N)(28G)					
(34G)(1)(45G,41G,37G,28G)(24G)(24G,36G)					
(42G,42G,23G)(0)					

Interceptions	No	Yds	Avg	Long	TD
Woodson.....	8	61	7.6	23t	2
Collins.....	3	68	22.7	55t	1
Harris.....	3	39	13.0	34	0
Dendy.....	3	37	12.3	30t	1
*Hawk.....	2	31	15.5	25	0
Barnett.....	2	3	1.5	3	0
Manuel.....	1	29	29.0	29	0
Poppinga.....	1	21	21.0	21	0
<b>Packers</b> .....	<b>23</b>	<b>289</b>	<b>12.6</b>	<b>55t</b>	<b>4</b>
<b>Opponents</b> .....	<b>18</b>	<b>201</b>	<b>11.2</b>	<b>76</b>	<b>2</b>

Punting	No	Yds	Avg	TB	In	LG	B
Ryan.....	84	3739	44.5	12	17	66	0
<b>Packers</b> .....	<b>84</b>	<b>3739</b>	<b>44.5</b>	<b>12</b>	<b>17</b>	<b>66</b>	<b>0</b>
<b>Opponents</b> .....	<b>83</b>	<b>3704</b>	<b>44.6</b>	<b>7</b>	<b>22</b>	<b>65</b>	<b>0</b>

Punt Returns	Ret	FC	Yds	Avg	Long	TD
Woodson.....	41	2	363	8.9	40	0
*Bodiford.....	6	1	25	4.2	16	0
*Jennings.....	5	0	29	5.8	10	0
R.Martin.....	1	0	-2	-2.0	-2	0
<b>Packers</b> .....	<b>53</b>	<b>3</b>	<b>415</b>	<b>7.8</b>	<b>40</b>	<b>0</b>
<b>Opponents</b> .....	<b>55</b>	<b>4</b>	<b>603</b>	<b>9.1</b>	<b>84t</b>	<b>1</b>

Kickoff Returns	No	Yds	Avg	Long	TD
Morency.....	31	670	21.6	35	0
Robinson.....	12	253	21.1	31	0
Herron.....	8	143	17.9	23	0
*Bodiford.....	5	81	16.2	22	0
Ferguson.....	5	110	22.0	26	0
Henderson.....	4	41	10.3	16	0
Gado.....	3	57	19.0	23	0
Montgomery.....	1	14	14.0	14	0
Woodson.....	1	10	10.0	10	0
<b>Packers</b> .....	<b>70</b>	<b>1379</b>	<b>19.7</b>	<b>35</b>	<b>0</b>
<b>Opponents</b> .....	<b>60</b>	<b>1348</b>	<b>22.5</b>	<b>61</b>	<b>0</b>

COMMUNITY

ADMIN. & COACHES

VETERANS

DRAFT & FREE AGENTS

2022 REVIEW

2006

LAMBEAU FIELD

MISC.

# 2007 13-3-0, .813, FIRST, NFC NORTH

Head Coach:	Mike McCarthy	GB	Opp	Attend	Site	Starting QB	Temp
S 9 Philadelphia Eagles	W	16	13	70,598	LF	B.Favre	62
S 16 @ New York Giants	W	35	13	78,701	GS	B.Favre	64
S 23 San Diego Chargers	W	31	24	70,733	LF	B.Favre	73
S 30 @ Minnesota Vikings	W	23	16	63,779	MD	B.Favre	dome
O 7 Chicago Bears	L	20	27	70,904	LF	B.Favre	79
O 14 Washington Redskins	W	17	14	70,761	LF	B.Favre	46
O 29 @ Denver Broncos	+W	19	13	77,160	IF	B.Favre	67
N 4 @ Kansas City Chiefs	W	33	22	78,988	ArS	B.Favre	61
N 11 Minnesota Vikings	W	34	0	70,945	LF	B.Favre	49
N 18 Carolina Panthers	W	31	17	70,805	LF	B.Favre	42
N 22 @ Detroit Lions	W	37	26	63,257	FdF	B.Favre	dome
N 29 @ Dallas Cowboys	L	27	37	64,167	TxS	B.Favre	56
D 9 Oakland Raiders	W	38	7	70,828	LF	B.Favre	18
D 16 @ St. Louis Rams	W	33	14	66,008	EJD	B.Favre	dome
D 23 @ Chicago Bears	L	7	35	62,272	SF	B.Favre	16
D 30 Detroit Lions	W	34	13	70,869	LF	B.Favre	20
		435	291	1,121,075			

Home: 7-1 (566,743) Away: 6-2 (554,332) + — overtime

**NFC Divisional Playoff**  
J 12 Seattle Seahawks W 42 20 72,168 LF B.Favre 31

**NFC Championship**  
J 20 New York Giants +L 20 23 72,740 LF B.Favre -1

	GB	Opp
Total First Downs	307	297
Rushing	69	77
Passing	210	176
Penalty	28	44
Third Downs	86/202	69/209
Efficiency	42.6	33.0
Fourth Downs	5/11	9/24
Efficiency	45.5	37.5
Possession Avg.	30:19	29:41
Total Net Yards	5931	5013
Avg. Per Game	370.7	313.3
Total Plays	985	994
Avg. Per Play	6.0	5.0

Net Yards Rushing	1597	1647
Avg. Per Game	99.8	102.9
Total Rushes	388	424
Net Yards Passing	4334	3164
Avg. Per Game	270.9	230.6
Sacked/Yards Lost	19/127	36/218
Gross Yards	4461	3584
Att./Completions	578/383	534/295
Completion Pct.	66.3	55.2
Had Intercepted	15	19
Punts/Average	62/43.0	80/42.5
Net Punting Avg.	62/37.6	80/33.8
Penalties/Yards	113/1006	118/908
Fumbles/Ball Lost	25/9	17/9
Touchdowns	49	31
Rushing	13	6
Passing	30	23
Returns	6	2
By Quarter	Q1 Q2 Q3 Q4 OT Pts	
Packers	86 128 112 103	6 435
Opponents	56 102 57 76	0 291

	Rushing	No	Yds	Avg	Long	TD
Grant	188	956	5.1	66T	8	
*Jackson	75	267	3.6	46	1	
*Wynn	50	203	4.1	44	4	
Morency	29	108	3.7	15	0	
Rodgers	7	29	4.1	13	0	
Favre	29	12	0.4	21	0	
Ryan	2	7	3.5	7	0	
Nall	5	6	1.2	8	0	
Robinson	1	5	5.0	5	0	
Driver	2	4	2.0	5	0	
Packers	388	1597	4.1	66T	13	
Opponents	424	1647	3.9	55	6	

NFC North	W	L	T	Pct	Pts	QP
Green Bay	13	3	0	.813	435	291
Minnesota	8	8	0	.500	365	311
Detroit	7	9	0	.438	346	444
Chicago	7	9	0	.438	334	348

	Receiving	No	Yds	Avg	Long	TD
Driver	82	1048	12.8	47	2	
Jennings	53	920	17.4	82T	12	
Lee	48	575	12.0	60	6	
*Jones	47	676	14.4	79T	2	
Morency	30	199	6.6	18	0	
Grant	30	145	4.8	21	0	
Robinson	21	241	11.5	43	1	
Franks	18	132	7.3	24	3	
Martin	16	242	15.1	36	4	
*Jackson	16	130	8.1	16	0	
*Wynn	9	73	8.1	18	0	
*Hall	8	49	6.1	10	0	
Krause	2	11	5.5	6	0	
Kuhn	2	7	3.5	5	0	
Bodiford	1	13	13.0	13	0	
Packers	383	4461	11.6	82T	30	
Opponents	295	3584	12.1	50	23	

**Sacks:** Kampman 12, Gbaja-Biamila 9.5, C.Williams 7, Barnett 3.5, Hawk 1, Jenkins 1, Jolly 1, Pickett 1, Packers 36, Opponents 19

\* — rookie

	Passing	Att	Cmp	Yds	Cmp%	Yds/Att	TD	TD%	Int	Int%	LG	Sck/Yds	Rtng
Favre	535	356	4155	66.5	7.7	28	15	28	2	15/33	82T	15/93	95.7
Rodgers	28	20	218	71.4	7.9	1	3.6	0	0.0	4.3	3/24	106.0	
Nall	15	7	88	46.7	5.87	1	6.7	0	0.0	32T	1/10	87.6	
Packers	578	383	4461	66.3	7.72	30	5.2	15	2.6	82T	19/127	95.9	
Opponents	534	295	3584	55.2	6.71	23	4.3	19	3.6	50	36/218	75.6	

Scoring	TD	Ru	Pa	Rt	PAT	FG	S	PTS
*Crosby	0	0	0	0	48/48	31/39	0	141
Jennings	12	0	12	0	0	0	0	72
Grant	8	8	0	0	0	0	0	48
Lee	6	0	6	0	0	0	0	36
Martin	4	0	4	0	0	0	0	24
*Wynn	4	4	0	0	0	0	0	24
Franks	3	0	3	0	0	0	0	18
Blackmon	2	0	2	0	0	0	0	12
Driver	2	0	2	0	0	0	0	12
*Jones	2	0	2	0	0	0	0	12
Woodson	2	0	2	0	0	0	0	12
*Jackson	1	0	0	0	0	0	0	6
Robinson	1	0	1	0	0	0	0	6
White	1	0	0	1	0	0	0	6
T.Williams	1	0	0	1	0	0	0	6
Packers	49	13	30	6	48/48	31/39	0	435
Opponents	31	6	23	2	29/29	24/27	0	291

2-Point Conversions: Packers 0-0, Opponents 2-2

Field Goals	1-19	20-29	30-39	40-49	50+
*Crosby	1/1	8/8	10/11	9/14	3/5
Packers	1/1	8/8	10/11	9/14	3/5
Opponents	0/0	4/4	8/9	10/12	2/2
*Crosby	(53G,37G,42G)(42N)(28G)				
	(28G,44G,33G)(37G,32G)(46N,37G,38N)				
	(19G,26G)(48G,36G,52N,32G,45G)				
	(39G,24G)(49B,49N,47G)(20G,20G,26G)				
	(47G,52G)(43N,44G,52N)(44G,50G,25G,46G)				
	(33G,35G)				
Opponents	(33G,47G)(34N,48G,32G)(44G)				
	(44G,35G,48G)(44G,36G)(45G,21G)(0)(26G)				
	(47G,41G,45G,52G)(26G,51G,25G)(44N)(48N)				
	(31G,35G)(35G,38G)				

Interceptions	No	Yds	Avg	Long	TD
Bigby	5	50	10.0	22	0
Woodson	4	48	12.0	46T	1
Barnett	2	40	20.0	38	0
*Rouse	2	37	18.5	34	0
Harris	2	17	8.5	17	0
T.Williams	1	22	22.0	22	0
Hawk	1	10	10.0	10	0
C.Williams	1	9	9.0	9	0
Poppinga	1	0	0.0	0	0
Packers	19	233	12.3	46T	1
Opponents	15	166	11.1	85T	1

Punting	No	Yds	Avg	TD	In	Lg	B
Ryan	60	2664	44.4	11	18	72	2
Packers	62	2664	43.0	11	18	72	2
Opponents	80	3397	42.5	10	22	61	0

Punt Returns	Ret	FC	Yds	Avg	Long	TD
Woodson	33	5	268	8.1	34	0
Blackmon	8	0	106	13.3	57T	1
T.Williams	6	0	118	19.7	94T	1
Bush	1	0	0	0.0	0	0
Packers	48	5	492	10.3	94T	2
Opponents	19	14	113	5.9	26	0

Kickoff Returns	No	Yds	Avg	Long	TD
T.Williams	30	684	22.8	65	0
Robinson	25	596	23.8	67	0
Bodiford	2	41	20.5	22	0
Blackmon	1	3	3.0	3	0
Driver	1	4	4.0	4	0
Martin	1	6	6.0	6	0
Montgomery	1	0	0.0	0	0
*Wynn	1	15	15.0	15	0
Packers	62	1349	21.8	67	0
Opponents	77	1610	20.9	74	0

## Primary Starters

WR	G.Jennings	LE	A.Kampman
LT	C.Clifton	LT	R.Pickett
LG	D.Colledge	RT	C.Williams
C	S.Wells	J.Jolly	
RG	J.Spitz	RE	C.Jenkins
	J.Coston	SLB	B.Poppinga
RT	M.Tauscher	MLB	N.Barnett
TE	D.Lee	WLB	A.Hawk
WR	D.Driver	LCB	C.Woodson
QB	B.Favre	RCB	A.Harris
RB	R.Grant	SS	A.Bigby
FB	*K.Hall	FS	N.Collins

COMMUNITY  
 ADMIN. & COACHES  
 VETERANS  
 DRAFT & FREE AGENTS  
 REVIEW  
 2022  
 2007  
 LAMBEAU FIELD  
 MISC.

# 6-10-0, .375, THIRD, NFC NORTH 2008

Head Coach: Mike McCarthy		GB	Opp	Attend	Site	Starting QB	Temp	
S 8	Minnesota Vikings	W	24	19	71,004	LF	A.Rodgers	58
S 14	@ Detroit Lions	W	48	25	60,285	FdF	A.Rodgers	dome
S 21	Dallas Cowboys	L	16	27	71,113	LF	A.Rodgers	64
S 28	@ Tampa Bay Buccaneers	L	21	30	64,122	RJ	A.Rodgers	81
O 5	Atlanta Falcons	L	24	27	70,610	LF	A.Rodgers	60
O 12	@ Seattle Seahawks	W	27	17	68,302	QF	A.Rodgers	56
O 19	Indianapolis Colts	W	34	14	70,110	LF	A.Rodgers	60
N 2	@ Tennessee Titans	L	16	19	69,143	LPF	A.Rodgers	69
N 9	@ Minnesota Vikings	L	27	28	63,845	MD	A.Rodgers	dome
N 16	Chicago Bears	W	37	3	71,040	LF	A.Rodgers	33
N 24	@ New Orleans Saints	L	29	51	70,668	LSD	A.Rodgers	dome
N 30	Carolina Panthers	L	31	35	70,297	LF	A.Rodgers	37
D 7	Houston Texans	L	21	24	70,245	LF	A.Rodgers	3
D 14	@ Jacksonville Jaguars	L	16	20	65,457	JM	A.Rodgers	67
D 22	@ Chicago Bears	L	17	20	62,151	SF	A.Rodgers	2
D 28	Detroit Lions	W	31	21	70,141	LF	A.Rodgers	22
			419	380	1,089,433			
Home: 4-4 (565,460)		Away: 2-6 (523,973)		+ — overtime				

Scoring	TD	Ru	Pa	Rt	PAT	FG	S	PTS
Crosby	0	0	0	0	46/46	27/34	0	127
Jennings	9	0	9	0	0	0	0	56
Driver	5	0	5	0	0	0	0	30
Grant	5	4	1	0	0	0	0	30
D.Lee	5	0	5	0	0	0	0	30
Rodgers	4	4	0	0	0	0	0	24
Collins	3	0	0	3	0	0	0	18
Kuhn	3	1	2	0	0	0	0	18
Blackmon	2	0	2	0	0	0	0	12
*Nelson	2	0	2	0	0	0	0	12
Woodson	2	0	2	0	0	0	0	12
Martin	1	0	1	0	0	0	0	8
*Finley	1	0	1	0	0	0	0	6
Hall	1	0	1	0	0	0	0	6
Hunter	1	0	1	0	0	0	0	6
Jackson	1	0	1	0	0	0	0	6
Jones	1	0	1	0	0	0	0	6
Rouse	1	0	1	0	0	0	0	6
Wynn	1	1	0	0	0	0	0	6

	GB	Opp	Rushing	No	Yds	Avg	Long	TD
<b>Total First Downs</b>	299	295	Grant	312	1203	3.9	57	4
Rushing	99	121	Jackson	45	248	5.5	32	1
Passing	182	141	Rodgers	56	207	3.7	21	4
Penalty	18	33	Wynn	8	110	13.8	73t	1
<b>Third Downs</b>	99/224	80/210	*Lumpkin	1	19	19.0	19	0
Efficiency	44.2	38.1	Kuhn	8	10	1.3	3	1
<b>Fourth Downs</b>	8/18	17/23	Driver	2	4	2.0	6	0
Efficiency	44.4	73.9	*Flynn	4	4	1.0	6	0
<b>Possession Avg.</b>	31:20	28:40	Frost	1	0	0.0	0	0
<b>Total Net Yards</b>	5618	5349	<b>Packers</b>	437	1805	4.1	73t	11
Avg. Per Game	351.1	334.3	<b>Opponents</b>	458	2105	4.6	60t	20
Total Plays	1012	1003						
Avg. Per Play	5.6	5.3						
<b>Net Yards Rushing</b>	1805	2105						
Avg. Per Game	112.8	131.6						
Total Rushes	437	458						
<b>Net Yards Passing</b>	3813	3244						
Avg. Per Game	238.3	202.8						
Sacked/Yards Lost	34/231	27/140						
Gross Yards	4044	3384						
Att./Completions	541/343	518/287						
Completion Pct.	63.4	55.4						
Had Intercepted	13	22						
<b>Punts/Average</b>	65/41.4	76/44.3						
Net Punting Avg.	65/35.7	76/37.4						
<b>Penalties/Yards</b>	110/984	89/721						
<b>Fumbles/Ball Lost</b>	25/8	20/6						
<b>Touchdowns</b>	48	43						
Rushing	11	20						
Passing	28	22						
Returns	9	1						

NFC North	W	L	T	Pct	Pts	OP
Minnesota	10	6	0	.625	379	333
Chicago	9	7	0	.563	375	350
<b>Green Bay</b>	<b>6</b>	<b>10</b>	<b>0</b>	<b>.375</b>	<b>419</b>	<b>380</b>
Detroit	0	16	0	.000	268	517

	No	Yds	Avg	Long	TD
<b>Receiving</b>					
Jennings	80	1292	16.2	63	9
Driver	74	1012	13.7	71t	5
Grant	39	303	7.8	26	5
D.Lee	39	303	7.8	26	5
*Nelson	33	366	11.1	29t	2
Jackson	30	185	6.2	18	0
Jones	20	274	13.7	46	1
Grant	18	116	6.4	17t	1
Martin	15	149	9.9	17	1
Humphrey	11	162	14.7	37	0
Hall	7	38	5.4	11	1
*Finley	6	74	12.3	35	1
Kuhn	4	21	5.3	13	2
Wynn	3	30	10.0	16	0
*Lumpkin	3	22	7.3	12	0
<b>Packers</b>	<b>343</b>	<b>4044</b>	<b>11.8</b>	<b>71t</b>	<b>28</b>
<b>Opponents</b>	<b>287</b>	<b>3384</b>	<b>11.8</b>	<b>70t</b>	<b>22</b>

**Sacks:** Kampman 9.5, Hawk 3, Woodson 3, Jenkins 2.5, Montgomery 2.5, Hunter 2, Pickett 1.5, Bishop 1, Chillar 1, Cole 0.5, Gbaja-Biamila 0.5, Packers 27, Opponents 34

**Packers** 48 11 28 9 46/46 27/34 0 419  
**Opponents** 43 20 22 1 39/39 25/30 3 380  
**2-Point Conversions:** Martin, Jennings, Packers 2-2, Opponents 1-4

	1-19	20-29	30-39	40-49	50+
Crosby	1/1	8/8	10/13	5/6	3/6
<b>Packers</b>	<b>1/1</b>	<b>8/8</b>	<b>10/13</b>	<b>5/6</b>	<b>3/6</b>
<b>Opponents</b>	<b>0/0</b>	<b>6/6</b>	<b>10/10</b>	<b>6/10</b>	<b>3/4</b>

**Crosby:** (42G,33B)(25G,39G)(36G,38G,33G)(1)  
 (53N,50G)(29G,51G)(31G,36N,29G)(23G,25G,38G)  
 (47G,40G,52N)(53G,33G,45G)(32G,44G,19G)(1)  
 (22G,23G,38G)(46N,28G,38B)(69N,36G)  
**Opponents:** (37G,27G)(38G,49G,53G)(25G,39G)  
 (23G,36G,24G)(42G,41G)(50G)(45B)  
 (31G,25G,22G,47N,41G)(54G,47N)(33G)(30G)(1)  
 (30G,41N,41G,40G)(51N)(31G,38G)(1)

Interceptions	No	Yds	Avg	Long	TD
Collins	7	295	42.1	62t	3
Woodson	7	169	24.1	62t	2
Williams	5	78	15.6	39	0
Blackmon	2	136	68.0	99t	1
Rouse	1	7	7.0	7	0
<b>Packers</b>	<b>22</b>	<b>685</b>	<b>31.1</b>	<b>99t</b>	<b>6</b>
<b>Opponents</b>	<b>13</b>	<b>70</b>	<b>5.4</b>	<b>42</b>	<b>0</b>

Punting	No	Yds	Avg	TB	In	Lg	B
Frost	48	2021	42.1	5	8	65	0
Kapinos	17	667	39.2	1	7	55	0
<b>Packers</b>	<b>65</b>	<b>2688</b>	<b>41.4</b>	<b>6</b>	<b>15</b>	<b>65</b>	<b>0</b>
<b>Opponents</b>	<b>76</b>	<b>3364</b>	<b>44.3</b>	<b>6</b>	<b>25</b>	<b>65</b>	<b>0</b>

Punt Returns	Ret	FC	Yds	Avg	Long	TD
Blackmon	36	11	398	11.1	76t	2
Bush	1	0	0	0.0	0	0
<b>Packers</b>	<b>37</b>	<b>11</b>	<b>398</b>	<b>10.8</b>	<b>76t</b>	<b>2</b>
<b>Opponents</b>	<b>33</b>	<b>9</b>	<b>249</b>	<b>7.5</b>	<b>24</b>	<b>0</b>

Kickoff Returns	No	Yds	Avg	Long	TD
Blackmon	55	1157	21.0	45	0
*Nelson	11	208	18.9	45	0
Barbre	1	17	17.0	17	0
Hunter	1	7	7.0	7	0
Woodson	1	-2	-2.0	-2	0
<b>Packers</b>	<b>69</b>	<b>1387</b>	<b>20.1</b>	<b>45</b>	<b>0</b>
<b>Opponents</b>	<b>72</b>	<b>1687</b>	<b>23.4</b>	<b>70</b>	<b>0</b>

### Primary Starters

WR	G.Jennings	LE	A.Kampman
LT	C.Clifton	RT	R.Pickett
LG	D.Colledge	RT	J.Jolly
C	S.Wells	RE	M.Montgomery
RG	J.Spitz	SLB	B.Poppinga
RT	M.Tauscher	MLB	N.Barnett
TE	D.Lee	WLB	A.Hawk
WR	D.Driver	LCB	C.Woodson
QB	A.Rodgers	RCB	A.Harris
RB	R.Grant	SS	A.Bigby
FB	K.Hall		A.Rouse
		FS	N.Collins

Passing	Att	Cmp	Yds	Cmp%	Yds/Att	TD	TD%	Int	Int%	LG	Sck/Yds	Rtng
Rodgers	536	341	4038	63.6	7.53	28	5.2	13	2.4	71t	34/231	93.8
*Flynn	5	2	6	40.0	1.20	0	0.0	0	0.0	3	0/0	47.9
<b>Packers</b>	<b>541</b>	<b>343</b>	<b>4044</b>	<b>63.4</b>	<b>7.48</b>	<b>28</b>	<b>5.2</b>	<b>13</b>	<b>2.4</b>	<b>71t</b>	<b>34/231</b>	<b>93.3</b>
<b>Opponents</b>	<b>518</b>	<b>287</b>	<b>3384</b>	<b>55.4</b>	<b>6.53</b>	<b>22</b>	<b>4.2</b>	<b>22</b>	<b>4.2</b>	<b>70t</b>	<b>27/140</b>	<b>71.9</b>

COMMUNITY

ADMIN. & COACHES

VETERANS

DRAFT & FREE AGENTS

2022 REVIEW

2008

LAMBEAU FIELD

MISC.



# 2009 11-5-0, .688, SECOND, NFC NORTH

Head Coach: Mike McCarthy		GB	Opp	Attend	Site	Starting QB	Temp	
S 13	Chicago Bears	W	21	15	70,920	LF	A.Rodgers	76
S 20	Cincinnati Bengals	L	24	31	70,678	LF	A.Rodgers	68
S 27	@ St. Louis Rams	W	36	17	60,234	EJD	A.Rodgers	dome
O 5	@ Minnesota Vikings	L	23	30	63,846	MD	A.Rodgers	dome
O 18	Detroit Lions	W	26	0	70,801	LF	A.Rodgers	46
O 25	@ Cleveland Browns	W	31	3	69,797	CBS	A.Rodgers	50
N 1	Minnesota Vikings	L	26	38	71,213	LF	A.Rodgers	48
N 8	@ Tampa Bay Buccaneers	L	28	38	62,994	RJS	A.Rodgers	82
N 15	Dallas Cowboys	W	17	7	70,894	LF	A.Rodgers	47
N 22	San Francisco 49ers	W	30	24	70,445	LF	A.Rodgers	53
N 26	@ Detroit Lions	W	34	12	57,383	FdF	A.Rodgers	dome
D 7	Baltimore Ravens	W	27	14	70,286	LF	A.Rodgers	21
D 13	@ Chicago Bears	W	21	14	62,214	SF	A.Rodgers	38
D 20	@ Pittsburgh Steelers	L	36	37	57,452	HF	A.Rodgers	30
D 27	Seattle Seahawks	W	48	10	70,429	LF	A.Rodgers	18
J 3	@ Arizona Cardinals	W	33	7	67,597	UPS	A.Rodgers	dome
		461	297	1,067,183				
Home: 6-2 (565,666)		Away: 5-3 (501,517)						+ — overtime
<b>NFC Wild Card Playoff</b>								
J 10	@ Arizona Cardinals	+L	45	51	61,926	UPS	A.Rodgers	dome

	GB	Opp
<b>Total First Downs</b>	335	272
Rushing	102	68
Passing	201	168
Penalty	32	36
<b>Third Downs</b>	103/219	76/211
Efficiency	47.0	36.0
<b>Fourth Downs</b>	3/9	10/25
Efficiency	33.3	40.0
<b>Possession Avg.</b>	33:03	26:57
<b>Total Net Yards</b>	6065	4551
Avg. Per Game	379.1	284.4
Total Plays	1042	948
Avg. Per Play	5.8	4.8
<b>Net Yards Rushing</b>	1885	1333
Avg. Per Game	117.8	83.3
Total Rushes	438	371
<b>Net Yards Passing</b>	4180	3218
Avg. Per Game	261.3	201.1
Sacked/Yards Lost	51/312	37/232
Gross Yards	4492	3450
Att./Completions	553/357	540/294
Completion Pct.	64.6	54.4
Had Intercepted	8	30
<b>Punts/Average</b>	67/43.1	74/45.0
Net Punting Avg.	67/34.1	74/40.2
<b>Penalties/Yards</b>	118/1057	107/914
<b>Fumbles/Ball Lost</b>	20/8	24/10
<b>Touchdowns</b>	54	36
Rushing	20	5
Passing	30	29
Returns	4	2

By Quarter	Q1	Q2	Q3	Q4	OT	Pts
Packers	115	154	58	134	0	461
Opponents	52	84	65	96	0	297

## Primary Starters

WR	D.Driver	LDE	J.Jolly
LT	C.Clifton	NT	R.Pickett
LG	D.Collage	RDE	C.Jenkins
C	S.Wells	LOLB	A.Kampman
RG	J.Sitton		*B.Jones
RT	M.Tauscher	BLB	A.Hawk
	A.Barbre	MLB	N.Barnett
TE	D.Lee	ROLB	*C.Matthews
	J.Finley	LCB	C.Woodson
WR	G.Jennings	RCB	A.Harris
QB	A.Rodgers	T.Williams	
RB	R.Grant	SS	A.Bigby
FB	J.Kuhn	FS	N.Collins

	Rushing	No	Yds	Avg	Long	TD
Grant	282	1253	4.4	62T	11	
Rodgers	58	316	5.4	35	5	
Green	41	160	3.9	26	1	
Jackson	37	111	3.0	9	2	
Wynn	6	19	3.2	6	0	
Kuhn	8	18	2.3	5	1	
Driver	1	13	13.0	13	0	
Flynn	5	-5	-1.0	-1	0	
<b>Packers</b>	<b>438</b>	<b>1885</b>	<b>4.3</b>	<b>62T</b>	<b>20</b>	
<b>Opponents</b>	<b>371</b>	<b>1333</b>	<b>3.6</b>	<b>42</b>	<b>5</b>	

NFC North	W	L	T	Pct	Pts	OP
Minnesota	12	4	0	.750	470	312
<b>Green Bay</b>	<b>11</b>	<b>5</b>	<b>0</b>	<b>.688</b>	<b>461</b>	<b>297</b>
Chicago	7	9	0	.438	327	375
Detroit	2	14	0	.125	262	494

	Receiving	No	Yds	Avg	Long	TD
Driver	70	1061	15.2	71T	6	
Jennings	68	1113	16.4	83T	4	
Finley	55	676	12.3	62T	5	
D.Lee	37	260	7.0	71	1	
J.Jones	32	440	13.8	74T	5	
Grant	25	197	7.9	27	0	
Nelson	22	320	14.5	51	2	
Jackson	21	187	8.9	17	1	
Havner	7	112	16.0	45T	4	
Kuhn	7	47	6.7	14	2	
Hall	5	41	8.2	13	0	
Green	3	18	6.0	12	0	
D.Wynn	2	19	9.5	11	0	
*Johnson	2	4	2.0	4	0	
Tauscher	1	-3	-3.0	-3	0	
<b>Packers</b>	<b>357</b>	<b>4492</b>	<b>12.6</b>	<b>83T</b>	<b>30</b>	
<b>Opponents</b>	<b>294</b>	<b>3450</b>	<b>11.7</b>	<b>68</b>	<b>29</b>	

**Sacks:** \*Matthews 10, Jenkins 4.5, Barnett 4, \*B.Jones 4, Kampman 3.5, Chillar 2, Woodson 2, Collins 1, Harris 1, Hawk 1, Jolly 1, Poppinga 1, \*Raji 1, Williams 1, Packers 37, Opponents 51

\* — rookie

	Passing	Att	Cmp	Yds	Cmp%	Yds/Att	TD	TD%	Int	Int%	Lg	Sck/Yds	Rtnq
Rodgers	541	350	443A	64.7	8.20	30	5.5	7	1.3	83T	50/306	103.2	
Flynn	12	7	58	58.3	4.83	0	0.0	1	8.3	17	1/6	36.1	
<b>Packers</b>	<b>553</b>	<b>357</b>	<b>4492</b>	<b>64.6</b>	<b>8.12</b>	<b>30</b>	<b>5.4</b>	<b>8</b>	<b>1.4</b>	<b>83T</b>	<b>51/312</b>	<b>101.8</b>	
<b>Opponents</b>	<b>540</b>	<b>294</b>	<b>3450</b>	<b>54.4</b>	<b>6.39</b>	<b>29</b>	<b>5.4</b>	<b>30</b>	<b>5.6</b>	<b>68</b>	<b>37/232</b>	<b>68.8</b>	

Scoring	TD	Ru	Pa	Rt	PAT	FG	S	Pts
Crosby	0	0	0	0	48/49	27/36	0	129
Grant	11	11	0	0			0	66
Driver	6	0	6	0			0	36
Finley	5	0	5	0			0	30
J.Jones	5	0	5	0			0	30
Rodgers	5	5	0	0			0	30
Jennings	4	0	4	0			0	28
Havner	4	0	4	0			0	24
Jackson	3	2	1	0			0	20
Kuhn	3	1	2	0			0	18
Woodson	3	0	3	0			0	18
Nelson	2	0	2	0			0	12
Green	1	1	0	0			0	6
D.Lee	1	0	1	0			0	6
*Matthews	1	0	0	1			0	6
<b>Packers</b>	<b>54</b>	<b>20</b>	<b>34</b>	<b>4</b>	<b>48/49</b>	<b>27/36</b>	<b>1</b>	<b>461</b>
<b>Opponents</b>	<b>36</b>	<b>5</b>	<b>29</b>	<b>2</b>	<b>34/34</b>	<b>13/17</b>	<b>3</b>	<b>297</b>

**2-Point Conversions:** Jennings 2, Jackson, Packers 3-5, Opponents 1-2

Field Goals	1-19	20-29	30-39	40-49	50+
Crosby	1/1	13/13	7/9	4/7	2/6
<b>Packers</b>	<b>1/1</b>	<b>13/13</b>	<b>7/9</b>	<b>4/7</b>	<b>2/6</b>
<b>Opponents</b>	<b>0/0</b>	<b>4/4</b>	<b>3/4</b>	<b>5/7</b>	<b>1/2</b>

**Crosby:** (49N,52G,39G)(55N,45G) (48G,38G,25G)(31G)(46G,28G,31G,26G) (55N,18G)(37G,26G,51N)(52N,48G) (23G,27G,27G)(43N,20G,25G)(28G,38N,32G) (33G,26G,42N)(34N)(29G,52G)(26G)

**Opponents:** (47G,21G)(40G)(48B,53G)(1)(22G)(41G)(45N,38G)(38N)(46G)(54N,22G) (0)(37G,34G,43G)(28G)(0)

Interceptions	No	Yds	Avg	Long	TD
Woodson	9	179	19.9	45T	3
Collins	6	110	18.3	31	0
Williams	4	94	23.5	67	0
Bigby	4	14	3.5	14	0
Hawk	2	42	21.0	29	0
Harris	2	29	14.5	29	0
Jenkins	1	4	4.0	4	0
Bush	1	3	3.0	3	0
Jolly	1	2	2.0	2	0
<b>Packers</b>	<b>30</b>	<b>477</b>	<b>15.9</b>	<b>67</b>	<b>3</b>
<b>Opponents</b>	<b>8</b>	<b>171</b>	<b>21.4</b>	<b>80</b>	<b>1</b>

Punting	No	Yds	Avg	TB	In	Lg	B
Kapinos	66	2891	43.8	10	15	58	1
<b>Packers</b>	<b>67</b>	<b>2891</b>	<b>43.1</b>	<b>10</b>	<b>15</b>	<b>58</b>	<b>1</b>
<b>Opponents</b>	<b>74</b>	<b>3329</b>	<b>45.0</b>	<b>6</b>	<b>31</b>	<b>64</b>	<b>0</b>

Punt Returns	Ret	FC	Yds	Avg	Long	TD
Nelson	17	6	90	5.3	14	0
Williams	13	5	135	10.4	45	0
Blackmon	3	1	11	3.7	6	0
Woodson	1	0	0	0.0	0	0
<b>Packers</b>	<b>34</b>	<b>12</b>	<b>236</b>	<b>6.9</b>	<b>45</b>	<b>0</b>
<b>Opponents</b>	<b>40</b>	<b>7</b>	<b>403</b>	<b>10.1</b>	<b>60</b>	<b>0</b>

Kickoff Returns	No	Yds	Avg	Long	TD
Nelson	25	635	25.4	54	0
Blackmon	10	233	23.3	28	0
Green	9	196	21.8	37	0
Havner	2	26	13.0	16	0
Jackson	2	36	18.0	23	0
Williams	2	26	13.0	24	0
Woodson	2	30	15.0	18	0
Bishop	1	6	6.0	6	0
*Dietrich-Smith	1	5	5.0	5	0
<b>Packers</b>	<b>54</b>	<b>1193</b>	<b>22.1</b>	<b>54</b>	<b>0</b>
<b>Opponents</b>	<b>80</b>	<b>1824</b>	<b>22.8</b>	<b>83</b>	<b>0</b>

COMMUNITY  
 ADMIN. & COACHES  
 VETERANS  
 DRAFT & FREE AGENTS  
 REVIEW  
 2022  
 2009

LAMBDA

MISC.

# 10-6-0, .625, SECOND, NFC NORTH 2010

Head Coach:	Mike McCarthy	GB	Opp	Attend	Site	Starting QB	Temp
S 12	@ Philadelphia Eagles	W	27	20	69,144	LFF	A.Rodgers 69
S 19	Buffalo Bills	W	34	7	70,741	LF	A.Rodgers 58
S 27	@ Chicago Bears	L	17	20	62,179	SF	A.Rodgers 56
O 3	Detroit Lions	W	28	26	70,729	LF	A.Rodgers 72
O 10	@ Washington Redskins	+L	13	16	87,760	FxF	A.Rodgers 72
O 17	Miami Dolphins	+L	20	23	70,815	LF	A.Rodgers 57
O 24	Minnesota Vikings	W	28	24	71,107	LF	A.Rodgers 58
O 31	@ New York Jets	W	9	0	78,484	NMS	A.Rodgers 57
N 7	Dallas Cowboys	W	45	7	70,913	LF	A.Rodgers 43
N 21	@ Minnesota Vikings	W	31	3	64,120	MD	A.Rodgers dome
N 28	@ Atlanta Falcons	L	17	20	68,204	GD	A.Rodgers dome
D 5	San Francisco 49ers	W	34	16	70,575	LF	A.Rodgers 26
D 12	@ Detroit Lions	L	3	7	57,659	FdF	A.Rodgers dome
D 19	@ New England Patriots	L	27	31	68,756	GF	M.Flynn 32
D 26	New York Giants	W	45	17	70,649	LIS	A.Rodgers 25
J 2	Chicago Bears	W	10	3	70,833	LF	A.Rodgers 19
			388	240	1,122,668		

Home: 7-1 (566,362) Away: 3-5 (556,306) + — overtime

**NFC Wild Card Playoff**  
 J 9 @ Philadelphia Eagles . . . . . W 21 16 69,144 LFF A.Rodgers 30

**NFC Divisional Playoff**  
 J 15 @ Atlanta Falcons . . . . . W 48 21 69,210 GD A.Rodgers dome

**NFC Championship**  
 J 23 @ Chicago Bears . . . . . W 21 14 62,377 SF A.Rodgers 20

**Super Bowl XLV**  
 F 6 Pittsburgh Steelers (@ No. Tex.) . . . . . W 31 25 91,060 CS A.Rodgers dome

	GB	Opp	Rushing	No	Yds	Avg	Long	TD
<b>Total First Downs</b>	312	270	Jackson	190	703	3.7	71	3
Rushing	88	82	Rodgers	64	356	5.6	27	4
Passing	204	163	Kuhn	84	281	3.3	18	4
Penalty	20	25	*Starks	29	101	3.5	16	0
<b>Third Downs</b>	85/205	77/213	*Nance	36	95	2.6	11	0
Efficiency	41.5	36.2	Grant	8	45	5.6	18	0
<b>Fourth Downs</b>	5/13	6/20	Flynn	9	26	2.9	12	0
Efficiency	38.5	30.0	Jennings	1	-1	-1.0	-1	0
<b>Possession Avg.</b>	31:36	28:24	<b>Packers</b>	<b>421</b>	<b>1606</b>	<b>3.8</b>	<b>71</b>	<b>11</b>
<b>Total Net Yards</b>	5730	4945	<b>Opponents</b>	<b>395</b>	<b>1838</b>	<b>4.7</b>	<b>40</b>	<b>6</b>
Avg. Per Game	358.1	309.1						

NFC North	W	L	T	Pct	Pts	DP
Chicago	11	5	0	.688	334	286
<b>Green Bay</b>	<b>10</b>	<b>6</b>	<b>0</b>	<b>.625</b>	<b>388</b>	<b>240</b>
Detroit	6	10	0	.375	362	369
Minnesota	6	10	0	.375	281	348

	GB	Opp	Receiving	No	Yds	Avg	Long	TD
Jennings	76	1265	16.6	86	12			
Driver	51	565	11.1	61	4			
Jones	50	679	13.6	66	5			
Nelson	45	582	12.9	80	2			
Jackson	43	342	8.0	37	1			
Finley	21	301	14.3	34	1			
*Quarless	21	238	11.3	23	1			
Kuhn	15	97	6.5	12	2			
D.Lee	11	73	6.6	17	3			
Swain	6	72	12.0	31	0			
Crabtree	4	61	15.3	33	0			
*Nance	3	30	10.0	14	0			
Johnson	3	26	8.7	11	0			
*Starks	2	15	7.5	12	0			
Hall	1	9	9.0	9	0			
<b>Packers</b>	<b>352</b>	<b>4355</b>	<b>12.4</b>	<b>86</b>	<b>31</b>			
<b>Opponents</b>	<b>296</b>	<b>3440</b>	<b>11.6</b>	<b>85</b>	<b>16</b>			

**Primary Starters**

WR	D.Driver	LDE	R.Pickett
LT	C.Clifton	NT	B.Raji
LG	D.Colledge	RDE	C.Jenkins
C	S.Wells	LOB	C.Matthews
RG	J.Sitton	BLB	A.Hawk
RT	*B.Bulaga	MLB	D.Bishop
	M.Tauscher		N.Barnett
TE	D.Lee	ROLB	*F.Zombo
	J.Finley		B.Jones
WR	G.Jennings	LCB	C.Woodson
QB	A.Rodgers	RCB	T.Williams
RB	B.Jackson	SS	C.Peprah
FB	K.Hall		*M.Burnett
	O.Johnson	FS	N.Collins

	No	Yds	Avg	Long	TD
<b>Sacks:</b> Matthews 13.5, Jenkins 7, Raji 6.5, Zombo 4, Bishop 3, Walden 3, Woodson 2, Wynn 1.5, Chillar 1, Neal 1, Pickett 1, Poppinga 1, Williams 1, Wilson 1, Hawk 0.5, Packers 47, Opponents 38					

Scoring	TD	Ru	Pa	Rt	PAT	FG	S	PTS
Crosby	0	0	0	0	46/46	22/28	0	112
Jennings	12	0	12	0	0	0	0	72
Kuhn	6	4	2	0	0	0	0	36
Jones	5	0	5	0	0	0	0	30
Driver	4	0	4	0	0	0	0	24
Jackson	4	3	1	0	0	0	0	24
Rodgers	4	4	0	0	0	0	0	24
D.Lee	3	0	3	0	0	0	0	18
Nelson	2	0	2	0	0	0	0	12
Bishop	1	0	0	1	0	0	0	6
Collins	1	0	0	1	0	0	0	6
Finley	1	0	0	1	0	0	0	6
Matthews	1	0	0	1	0	0	0	6
*Quarless	1	0	0	1	0	0	0	6
Woodson	1	0	0	1	0	0	0	6
<b>Packers</b>	<b>46</b>	<b>11</b>	<b>31</b>	<b>4</b>	<b>46/46</b>	<b>22/28</b>	<b>0</b>	<b>388</b>
<b>Opponents</b>	<b>24</b>	<b>16</b>	<b>2</b>	<b>2</b>	<b>24/24</b>	<b>24/29</b>	<b>0</b>	<b>240</b>

**Field Goals** 1-19 20-29 30-39 40-49 50+  
 Crosby . . . . . 1/1 7/8 4/5 8/10 2/4  
 Packers . . . . . 1/1 7/8 4/5 8/10 2/4  
**Opponents** . . . . . 1/1 8/8 6/7 7/9 2/4

**Crosby:** (49G,56G)(44G,24G)(38G,37B)  
 (1)(52G,36G,48N,53N)(46G,26G)(1)  
 (20G,45N,41G,40G)(54B,26G)(42G)(22G)  
 (29N,43G,24G)(42G)(31G,19G)(31G)(23G)  
**Opponents:** (45G,24G)(1)(49N,25G,19G)  
 (55N,39G,52G,49G,24G)(26G,51N,45G,33G)  
 (53G,41G,44G)(28G)(37N)(1)(24G)(38G,47G)  
 (44G,26G,23G)(48N)(38G)(38G)(30G)

Interceptions	No	Yds	Avg	Long	TD
Williams	6	87	14.5	64	0
Collins	4	34	8.5	24	0
Hawk	3	31	10.3	21	0
Woodson	2	48	24.0	48	1
Peprah	2	0	0.0	0	0
*Shields	2	0	0.0	0	0
Matthews	1	62	62.0	62	1
Bishop	1	32	32.0	32	1
Martin	1	15	15.0	15	0
Chillar	1	9	9.0	9	0
*Burnett	1	0	0.0	0	0
<b>Packers</b>	<b>24</b>	<b>318</b>	<b>13.3</b>	<b>64</b>	<b>3</b>
<b>Opponents</b>	<b>13</b>	<b>148</b>	<b>11.4</b>	<b>42</b>	<b>1</b>

Punting	No	Yds	Avg	TB	In	Lg	B
Masthay	71	3114	43.9	5	25	62	0
<b>Packers</b>	<b>71</b>	<b>3114</b>	<b>43.9</b>	<b>5</b>	<b>25</b>	<b>62</b>	<b>0</b>
<b>Opponents</b>	<b>78</b>	<b>3496</b>	<b>44.8</b>	<b>6</b>	<b>24</b>	<b>65</b>	<b>0</b>

Punt Returns	Ret	FC	Yds	Avg	Long	TD
Williams	41	19	326	8.0	52	0
*Shields	0	0	-1	0.0	-1	0
<b>Packers</b>	<b>41</b>	<b>19</b>	<b>325</b>	<b>7.9</b>	<b>52</b>	<b>0</b>
<b>Opponents</b>	<b>31</b>	<b>18</b>	<b>341</b>	<b>11.0</b>	<b>62</b>	<b>1</b>

Kickoff Returns	No	Yds	Avg	Long	TD
Nelson	22	496	22.5	51	0
*Shields	21	452	21.5	49	0
P.Lee	13	265	20.4	30	0
*Starks	2	25	12.5	17	0
Kuhn	1	8	8.0	8	0
Wilhelm	1	3	3.0	3	0
Driver	0	0	0.0	0	0
Simpkins	1	0	0.0	0	0
<b>Packers</b>	<b>62</b>	<b>1249</b>	<b>20.1</b>	<b>51</b>	<b>0</b>
<b>Opponents</b>	<b>76</b>	<b>1658</b>	<b>21.8</b>	<b>71</b>	<b>0</b>

\* — rookie

Passing	Att	Cmp	Yds	Cmp%	Yds/Att	TD	TD%	Int	Int%	LG	Sck/Yds	Rtng
Rodgers	475	312	3922	65.7	8.26	28	5.9	11	2.3	86	31/193	101.2
Flynn	66	40	433	60.6	6.56	3	4.5	2	3.0	66	7/38	82.4
<b>Packers</b>	<b>541</b>	<b>352</b>	<b>4355</b>	<b>65.1</b>	<b>8.05</b>	<b>31</b>	<b>5.7</b>	<b>13</b>	<b>2.4</b>	<b>86</b>	<b>38/231</b>	<b>98.9</b>
<b>Opponents</b>	<b>527</b>	<b>296</b>	<b>3440</b>	<b>56.2</b>	<b>6.53</b>	<b>16</b>	<b>3.0</b>	<b>24</b>	<b>4.6</b>	<b>85</b>	<b>47/333</b>	<b>67.2</b>

COMMUNITY

ADMIN. & COACHES

VETERANS

DRAFT & FREE AGENTS

2022 REVIEW

2010

LAMBEAU FIELD

MISC.

# 2011 15-1-0, .938, FIRST, NFC NORTH

Head Coach:	Mike McCarthy	GB	Opp	Attend	Site	Starting QB	Temp	
S 8	New Orleans Saints	W	42	34	70,555	LF	A.Rodgers	68
S 18	@ Carolina Panthers	W	30	23	73,167	BAS	A.Rodgers	64
S 25	@ Chicago Bears	W	27	17	62,339	SF	A.Rodgers	61
O 2	Denver Broncos	W	49	23	70,529	LF	A.Rodgers	67
O 9	@ Atlanta Falcons	W	25	14	69,576	GD	A.Rodgers	dome
O 16	St. Louis Rams	W	24	3	70,604	LF	A.Rodgers	57
O 23	@ Minnesota Vikings	W	33	27	63,946	MD	A.Rodgers	dome
N 6	@ San Diego Chargers	W	45	38	68,908	OS	A.Rodgers	53
N 14	Minnesota Vikings	W	45	7	70,519	LF	A.Rodgers	47
N 20	Tampa Bay Buccaneers	W	35	26	70,498	LF	A.Rodgers	32
N 24	@ Detroit Lions	W	27	15	66,263	FdF	A.Rodgers	dome
D 4	@ New York Giants	W	38	35	80,634	MLS	A.Rodgers	52
D 11	Oakland Raiders	W	46	16	70,524	LF	A.Rodgers	43
D 18	@ Kansas City Chiefs	L	14	19	74,093	ArS	A.Rodgers	57
D 25	Chicago Bears	W	35	21	70,574	LF	A.Rodgers	37
J 1	Detroit Lions	W	45	41	70,294	LF	M.Flynn	31
			560	359	1,123,023			

Home: 8-0 (564,097) Away: 7-1 (558,926)

### NFC Divisional Playoff

J 15	New York Giants	L	20	37	72,080	LF	A.Rodgers	31
------	-----------------	---	----	----	--------	----	-----------	----

	GB	Opp
<b>Total First Downs</b>	353	358
Rushing	89	96
Passing	230	246
Penalty	34	16
<b>Third Downs</b>	91/189	83/195
Efficiency	48.1	42.6
<b>Fourth Downs</b>	4/8	4/16
Efficiency	50.0	25.0
<b>Possession Avg.</b>	30:29	29:31
<b>Total Net Yards</b>	6482	6585
Avg. Per Game	405.1	411.6
Total Plays	988	1049
Avg. Per Play	6.6	6.3
<b>Net Yards Rushing</b>	1558	1789
Avg. Per Game	97.4	111.8
Total Rushes	395	383
<b>Net Yards Passing</b>	4924	4796
Avg. Per Game	307.8	299.8
Sacked/Yards Lost	41/237	29/192
Gross Yards	5161	4988
Att./Completions	552/376	637/390
Completion Pct.	68.1	61.2
Had Intercepted	8	31
<b>Punts/Average</b>	55/45.6	58/43.0
Net Punting Avg.	55/38.6	58/37.2
<b>Penalties/Yards</b>	76/591	122/948
<b>Fumbles/Ball Lost</b>	15/6	19/7
<b>Touchdowns</b>	70	41
Rushing	12	10
Passing	51	29
Returns	7	2

By Quarter	Q1	Q2	Q3	Q4	OT	Pts
Packers	132	154	150	124	0	560
Opponents	66	97	66	130	0	359

### Primary Starters

WR	D.Driver	LDE	R.Pickett
LT	M.Newhouse	NT	B.Raji
	C.Clifton	RDE	H.Green
LG	T.Lang		J.Wynn
C	S.Wells	LOLB	C.Matthews
RG	J.Sitton	BLB	A.Hawk
RT	B.Bulaga	MLB	D.Bishop
TE	J.Finley	ROLB	E.Walden
WR	G.Jennings	LCB	C.Woodson
QB	A.Rodgers	RCB	T.Williams
RB	R.Grant	SS	C.Peprah
FB	J.Kuhn	FS	M.Burnett

	Rushing	No	Yds	Avg	Long	TD
Starks	133	578	4.3	40	1	
Grant	134	559	4.2	47	2	
Rodgers	60	257	4.3	25	3	
Kuhn	30	78	2.6	12	4	
*Saine	18	69	3.8	10	0	
*A.Green	3	11	3.7	8	0	
Masthay	1	6	6.0	6	0	
*Cobb	2	5	2.5	4	0	
Raji	1	1	1.0	11	1	
Flynn	13	-6	-0.5	3	1	
<b>Packers</b>	<b>395</b>	<b>1558</b>	<b>3.9</b>	<b>47</b>	<b>12</b>	
<b>Opponents</b>	<b>383</b>	<b>1789</b>	<b>4.7</b>	<b>54</b>	<b>10</b>	

NFC North	W	L	T	Pct	Pts	OP
Green Bay	15	1	0	.938	560	359
Detroit	10	6	0	.625	474	387
Chicago	8	8	0	.500	353	341
Minnesota	3	13	0	.188	340	449

	Receiving	No	Yds	Avg	Long	TD
Nelson	68	1263	18.6	93	15	
G.Jennings	67	949	14.2	79	9	
Finley	55	767	13.9	41	8	
J.Jones	38	635	16.7	70	7	
Driver	37	445	12.0	35	6	
Starks	29	216	7.4	17	0	
*Cobb	25	375	15.0	61	1	
Grant	19	268	14.1	80	1	
Kuhn	15	77	5.1	11	2	
*Saine	10	69	6.9	22	0	
Crabtree	6	38	6.3	15	1	
Ware	3	36	12.0	21	0	
*D.Williams	2	13	6.5	7	0	
*A.Green	1	6	6.0	6	0	
*R.Taylor	1	4	4.0	4	1	
<b>Packers</b>	<b>376</b>	<b>5161</b>	<b>13.7</b>	<b>93</b>	<b>51</b>	
<b>Opponents</b>	<b>390</b>	<b>4988</b>	<b>12.8</b>	<b>72</b>	<b>29</b>	

**Sacks:** Matthews 6, Bishop 5, Raji 3, Walden 3, Wynn 3, Woodson 2, Bush 1.5, Hawk 1.5, Burnett 1, B.Jones 1, \*So'oto 1, Zombo 1, Packers 29, Opponents 41

\* — rookie

	Passing	Att	Cmp	Yds	Cmp%	Yds/Att	TD	TD%	Int	Int%	LG	Sck/Yds	Rtnq
Rodgers	502	343	4643	68.3	9.25	45	9.0	6	1.2	93	36/219	122.5	
Flynn	49	33	518	67.3	10.57	6	12.2	2	4.1	80	5/18	124.8	
*Cobb	1	0	0	0.0	0.00	0	0.0	0	0.0	---	0/0	39.6	
<b>Packers</b>	<b>552</b>	<b>376</b>	<b>5161</b>	<b>68.1</b>	<b>9.35</b>	<b>51</b>	<b>9.2</b>	<b>8</b>	<b>1.4</b>	<b>93</b>	<b>41/237</b>	<b>122.6</b>	
<b>Opponents</b>	<b>637</b>	<b>390</b>	<b>4988</b>	<b>61.2</b>	<b>7.83</b>	<b>29</b>	<b>4.6</b>	<b>31</b>	<b>4.9</b>	<b>72</b>	<b>29/192</b>	<b>80.6</b>	

Scoring	TD	Ru	Pa	Rt	PAT	FG	S	PTS
Crosby	0	0	0	0	68/69	24/28	0	140
Nelson	15	0	15	0			0	90
G.Jennings	9	0	9	0			0	54
Finley	8	0	8	0			0	48
J.Jones	7	0	7	0			0	42
Driver	6	0	6	0			0	36
Kuhn	6	4	2	0			0	36
*Cobb	3	0	1	2			0	18
Grant	3	2	1	0			0	18
Rodgers	3	3	0	0			0	18
Crabtree	1	0	1	0			0	6
Flynn	1	1	0	0			0	6
Matthews	1	0	0	1			0	6
Peprah	1	0	0	1			0	6
Raji	1	1	0	0			0	6
Starks	1	1	0	0			0	6
*R.Taylor	1	0	1	0			0	6
Walden	1	0	0	1			0	6
T.Williams	1	0	0	1			0	6
Woodson	1	0	0	1			0	6
<b>Packers</b>	<b>70</b>	<b>12</b>	<b>51</b>	<b>7</b>	<b>68/69</b>	<b>24/28</b>	<b>0</b>	<b>560</b>
<b>Opponents</b>	<b>41</b>	<b>10</b>	<b>29</b>	<b>2</b>	<b>35/35</b>	<b>22/27</b>	<b>2</b>	<b>359</b>

**2-Punt Conversions:** Packers 0-1, Opponents 4-6

Field Goals	1-19	20-29	30-39	40-49	50+
Crosby	1/1	4/5	14/14	3/5	2/3
<b>Packers</b>	<b>1/1</b>	<b>4/5</b>	<b>14/14</b>	<b>3/5</b>	<b>2/3</b>
<b>Opponents</b>	<b>1/1</b>	<b>6/6</b>	<b>10/11</b>	<b>2/5</b>	<b>3/4</b>
<b>Crosby:</b>	<b>0(37G,19G,34G)(37G,28G)0</b>				
	<b>(32G,35G,56G,30G)(32G)(39G,45G,24G,58G)</b>				
	<b>(47G)(25G)(29N)(35G,32G)(43N,31G)</b>				
	<b>(34G,38G,49G,33G)(54N)(22G,47N)</b>				
<b>Opponents:</b>	<b>(30G,38G)(20G,33G,21G)(25G)(27G)</b>				
	<b>(147N,36G)(52G,46G)(52G)(52N)(23G,32G)(47N)</b>				
	<b>(38G,50G)(19G,32G,46G,20G)(49N,35G,30G)</b>				
	<b>(30G,39N)</b>				

Interceptions	No	Yds	Avg	Long	TD
Woodson	7	63	9.0	30	1
Peprah	5	147	29.4	76	1
T.Williams	4	92	23.0	43	1
Shields	4	68	17.0	60	0
Matthews	3	47	15.7	38	1
Burnett	3	0	0.0	0	0
Bush	2	39	19.5	35	0
Francois	2	1	0.5	1	0
*Smith	1	11	11.0	11	0
<b>Packers</b>	<b>31</b>	<b>468</b>	<b>15.1</b>	<b>76</b>	<b>4</b>
<b>Opponents</b>	<b>8</b>	<b>63</b>	<b>7.9</b>	<b>30</b>	<b>0</b>

Punting	No	Yds	Avg	TB	In	Lg	B
Masthay	55	2506	45.6	4	23	71	0
<b>Packers</b>	<b>55</b>	<b>2506</b>	<b>45.6</b>	<b>4</b>	<b>23</b>	<b>71</b>	<b>0</b>
<b>Opponents</b>	<b>58</b>	<b>2492</b>	<b>43.0</b>	<b>2</b>	<b>18</b>	<b>71</b>	<b>0</b>

Punt Returns	Ret	FC	Yds	Avg	Long	TD
*Cobb	26	18	295	11.3	80	1
Bush	1	0	0	0.0	0	0
Nelson	0	1	0	---	---	0
<b>Packers</b>	<b>27</b>	<b>19</b>	<b>295</b>	<b>10.9</b>	<b>80</b>	<b>1</b>
<b>Opponents</b>	<b>24</b>	<b>10</b>	<b>305</b>	<b>12.7</b>	<b>72</b>	<b>1</b>

Kickoff Returns	No	Yds	Avg	Long	TD
*Cobb	34	941	27.7	108	1
Driver	2	5	2.5	5	0
*Saine	2	40	20.0	20	0
Crabtree	1	11	11.0	11	0
Lee	1	-1	-1.0	-1	0
Woodson	1	9	9.0	9	0
<b>Packers</b>	<b>41</b>	<b>1005</b>	<b>24.5</b>	<b>108</b>	<b>1</b>
<b>Opponents</b>	<b>59</b>	<b>1378</b>	<b>23.4</b>	<b>57</b>	<b>0</b>

COMMUNITY

ADMIN. & COACHES

VETERANS

DRAFT & FREE AGENTS

2022 REVIEW

2011

LAMBEAU FIELD

MISC.

Head Coach:	Mike McCarthy	GB	Opp	Attend	Site	Starting QB	Temp	
S 9	San Francisco 49ers	L	22	30	70,523	LF	A.Rodgers	72
S 13	Chicago Bears	W	23	10	70,543	LF	A.Rodgers	60
S 24	@ Seattle Seahawks	L	12	14	68,218	CIF	A.Rodgers	67
S 30	New Orleans Saints	W	28	27	70,571	LF	A.Rodgers	64
O 7	@ Indianapolis Colts	L	27	30	67,020	LOS	A.Rodgers	dome
O 14	@ Houston Texans	W	42	24	71,702	RIS	A.Rodgers	dome
O 21	@ St. Louis Rams	W	30	20	64,359	EJD	A.Rodgers	dome
O 28	Jacksonville Jaguars	W	24	15	70,464	LF	A.Rodgers	44
N 4	Arizona Cardinals	W	31	17	70,504	LF	A.Rodgers	39
N 18	@ Detroit Lions	W	24	20	63,716	FdF	A.Rodgers	dome
N 25	@ New York Giants	L	10	38	80,365	MIS	A.Rodgers	34
D 2	Minnesota Vikings	W	23	14	70,567	LF	A.Rodgers	45
D 9	Detroit Lions	W	27	20	70,382	LF	A.Rodgers	33
D 16	@ Chicago Bears	W	21	13	62,534	SF	A.Rodgers	44
D 23	Tennessee Titans	W	55	7	70,508	LF	A.Rodgers	24
D 30	@ Minnesota Vikings	L	34	37	64,134	MD	A.Rodgers	dome
		433	336	1,112,270				

Home: 7-1 (564,062) Away: 4-4 (548,208)

**NFC Wild Card Playoff**

J 5 Minnesota Vikings ..... W 24 10 71,548 LF A.Rodgers 29

**NFC Divisional Playoff**

J 12 @ San Francisco 49ers ..... L 31 45 69,732 CP A.Rodgers 48

	GB	Opp	Rushing	No	Yds	Avg	Long	TD
<b>Total First Downs</b>	341	308	Green	135	464	3.4	41	0
Rushing	85	83	Rodgers	54	259	4.8	27	2
Passing	213	191	Starks	71	255	3.6	22	1
Penalty	43	34	Benson	71	248	3.5	11	1
<b>Third Downs</b>	90/213	83/218	Harris	34	157	4.6	21	2
Efficiency	42.3	38.1	Cobb	10	132	13.2	28	0
<b>Fourth Downs</b>	7/13	9/23	Grant	31	127	4.1	18	2
Efficiency	53.8	39.1	Kuhn	23	63	2.7	9	1
<b>Possession Avg.</b>	30:26	29:34	Harrell	4	-3	-8	0	0
<b>Total Net Yards</b>	5751	5388	<b>Packers</b>	<b>433</b>	<b>1702</b>	<b>3.9</b>	<b>41</b>	<b>9</b>
Avg. Per Game	359.4	336.8	<b>Opponents</b>	<b>418</b>	<b>1896</b>	<b>4.5</b>	<b>82</b>	<b>12</b>
Total Plays	1042	1033						
Avg. Per Play	5.5	5.2						
<b>Net Yards Rushing</b>	1702	1896						
Avg. Per Game	106.4	118.5						
Total Rushes	433	418						
<b>Net Yards Passing</b>	4049	3492						
Avg. Per Game	253.1	217.3						
Sacked/Yards Lost	51/293	47/309						
Gross Yards	4342	3801						
Att./Completions	558/374	568/313						
Completion Pct.	67.0	55.1						
Had Intercepted	8	18						
<b>Punts/Average</b>	71/42.9	75/44.7						
Net Punting Avg	71/38.9	75/38.9						
<b>Penalties/Yards</b>	103/923	123/1055						
<b>Fumbles/Ball Lost</b>	16/8	18/5						
Touchdowns	53	37						
Rushing	9	12						
Passing	40	24						
Returns	4	1						

NFC North		W	L	T	Pct	Pts	OP
Green Bay	11	5	0	.688	433	336	
Minnesota	10	6	0	.625	379	348	
Chicago	10	6	0	.625	375	277	
Detroit	4	12	0	.250	372	437	

Receiving	No	Yds	Avg	Long	TD
Cobb	80	954	11.9	39	8
J.Jones	64	784	12.3	49	14
Finley	61	667	10.9	40	2
Nelson	49	745	15.2	73	7
G.Jennings	36	366	10.2	45	4
Green	18	125	6.9	19	0
Kuhn	15	148	9.9	32	0
Benson	14	97	6.9	18	0
Crabtree	8	203	25.4	72	3
Driver	8	77	9.6	26	2
D.Williams	7	57	8.1	12	0
"Boykin"	5	27	5.4	9	0
Starks	4	31	7.8	9	0
Harris	2	17	8.5	11	0
Grant	1	34	34.0	34	0
Taylor	1	11	11.0	11	0
Rodgers	1	-1	-1.0	-1	0
<b>Packers</b>	<b>374</b>	<b>4342</b>	<b>11.6</b>	<b>73</b>	<b>40</b>
<b>Opponents</b>	<b>313</b>	<b>3801</b>	<b>12.1</b>	<b>80</b>	<b>24</b>

By Quarter	Q1	Q2	Q3	Q4	OT	Pts
Packers	83	126	89	135	0	433
Opponents	53	118	80	85	0	336

**Primary Starters**

WR	G.Jennings	LDE	R.Pickett
	J.Jones	NT	B.Raji
LT	M.Newhouse	RDE	C.Wilson
LG	T.Lang	LOLB	*N.Perry
C	J.Saturday		E.Walden
RG	J.Sitton	BLB	A.Hawk
RT	B.Bulaga	MLB	D.Smith
	*D.Barclay		B.Jones
TE	J.Finley	ROLB	C.Matthews
WR	J.Nelson	LCB	T.Williams
	R.Cobb	RCB	S.Shields
QB	A.Rodgers		*C.Hayward
RB	C.Benson	SS	C.Woodson
	A.Green	FS	M.Burnett
FB	J.Kuhn		M.Jennings

Passing	Att	Cmp	Yds	Cmp%	Yds/Att	TD	TD%	Int	Int%	Lg	Sck/Yds	Rtg
Rodgers	552	371	4295	67.2	7.78	39	7.1	8	1.4	73	51/293	108.0
Harrell	4	2	20	50.0	5.00	0	0.0	0	0.0	11	0/0	64.6
Masthay	2	1	27	50.0	13.50	1	50.0	0	0.0	27	0/0	135.4
<b>Packers</b>	<b>558</b>	<b>374</b>	<b>4342</b>	<b>67.0</b>	<b>7.78</b>	<b>40</b>	<b>7.2</b>	<b>8</b>	<b>1.4</b>	<b>73</b>	<b>51/293</b>	<b>108.3</b>
<b>Opponents</b>	<b>568</b>	<b>313</b>	<b>3801</b>	<b>55.1</b>	<b>6.69</b>	<b>24</b>	<b>4.2</b>	<b>18</b>	<b>3.2</b>	<b>80</b>	<b>47/309</b>	<b>76.8</b>

**Sacks:** Matthews 13, Neal 4.5, \*Moses 4, Hawk 3, Walden 3, Wilson 2.5, \*Worthy 2.5, Burnett 2, \*Daniels 2, B.Jones 2, \*Perry 2, Smith 2, Woodson 1.5, House 1, Shields 1, Packers 47, Opponents 51

\* - rookie

Scoring	TD	Ru	Pa	Rt	PAT	FG	S	PTS
Crosby	0	0	0	0	50/50	21/33	0	113
J.Jones	14	0	14	0	0	0	0	84
Cobb	9	0	8	1	0	0	0	54
Nelson	7	0	7	0	0	0	0	44
G.Jennings	4	0	4	0	0	0	0	24
Crabtree	3	0	3	0	0	0	0	18
Driver	2	0	2	0	0	0	0	12
Finley	2	0	2	0	0	0	0	12
Grant	2	0	2	0	0	0	0	12
Harris	2	0	2	0	0	0	0	12
Rodgers	2	0	2	0	0	0	0	12
Benson	1	0	1	0	0	0	0	6
*Daniels	1	0	1	0	0	0	0	6
M.Jennings	1	0	1	0	0	0	0	6
Kuhn	1	0	1	0	0	0	0	6
*Moses	1	0	1	0	0	0	0	6
Starks	1	0	1	0	0	0	0	6
<b>Packers</b>	<b>53</b>	<b>9</b>	<b>40</b>	<b>4</b>	<b>50/50</b>	<b>21/33</b>	<b>0</b>	<b>433</b>
<b>Opponents</b>	<b>37</b>	<b>12</b>	<b>24</b>	<b>1</b>	<b>34/34</b>	<b>26/30</b>	<b>0</b>	<b>336</b>

**2-Point Conversions:** Nelson, Packers 1-3, Opponents 1-3

Field Goals	1-19	20-29	30-39	40-49	50+
Crosby	0/0	5/5	5/7	9/12	2/9
<b>Packers</b>	<b>0/0</b>	<b>5/5</b>	<b>5/7</b>	<b>7/7</b>	<b>2/9</b>
<b>Opponents</b>	<b>0/0</b>	<b>8/8</b>	<b>7/7</b>	<b>6/8</b>	<b>5/7</b>

**Crosby:** (1)(48G,35G,54G)(29G,40G)(1)(52N,51N)(1)(47G,58N,23G,48G)(32N,25G)(44N,33G)(50N,38N,39G)(55N,28G)(30G,53N,47G,31G)(2)(49G,51N,41G)(43N,42N)(26G,48G)(51G,40G)

**Opponents:** (40G,43G,63G)(45G)(20G,27G,48N)(24G,53N,50G,28G)(51G)(50G,43G)(38G,22G,32G)(20G)(30G,27G)(43G)(42N)(46G,51N,34G)(34G,34G)(1)(54G,37G,29G)

Interceptions	No	Yds	Avg	Long	TD
*Hayward	6	81	13.5	24	0
Shields	3	32	10.7	32	0
T.Williams	2	38	19.0	38	0
Walden	2	22	11.0	20	0
Burnett	2	1	0.5	1	0
M.Jennings	1	72	72.0	72	1
*McMillian	1	0	0.0	0	0
Woodson	1	0	0.0	0	0
<b>Packers</b>	<b>18</b>	<b>246</b>	<b>13.7</b>	<b>72</b>	<b>1</b>
<b>Opponents</b>	<b>8</b>	<b>47</b>	<b>5.9</b>	<b>20</b>	<b>0</b>

Punting	No	Yds	Avg	TB	In	Lg	B
Masthay	70	3043	43.5	5	30	65	1
<b>Packers</b>	<b>71</b>	<b>3043</b>	<b>42.9</b>	<b>5</b>	<b>30</b>	<b>65</b>	<b>1</b>
<b>Opponents</b>	<b>75</b>	<b>3305</b>	<b>44.7</b>	<b>2</b>	<b>22</b>	<b>73</b>	<b>1</b>

Punt Returns	Ret	FC	Yds	Avg	Long	TD
Cobb	31	21	292	9.4	75	1
Ross	4	1	103	25.8	58	0
Shields	1	0	0	0.0	0	0
<b>Packers</b>	<b>36</b>	<b>22</b>	<b>395</b>	<b>11.0</b>	<b>75</b>	<b>1</b>
<b>Opponents</b>	<b>24</b>	<b>26</b>	<b>179</b>	<b>7.5</b>	<b>25</b>	<b>0</b>

Kickoff Returns	No	Yds	Avg	Long	TD
Cobb	38	964	25.4	46	0
Ross	3	86	28.7	44	0
D.Williams	2	24	12.0	12	0
<b>Packers</b>	<b>43</b>	<b>1074</b>	<b>25.0</b>	<b>46</b>	<b>0</b>
<b>Opponents</b>	<b>51</b>	<b>1193</b>	<b>23.4</b>	<b>41</b>	<b>0</b>

COMMUNITY

ADMIN. & COACHES

VETERANS

DRAFT & FREE AGENTS

REVIEW

2012

LAMBAU FIELD

MISC.



# 2013 8-7-1, .531, FIRST, NFC NORTH

Head Coach:	Mike McCarthy	GB	Opp	Attend	Site	Starting QB	Temp	
S 8	@ San Francisco 49ers	L	28	34	69,732	CP	A.Rodgers	69
S 15	Washington Redskins	W	38	20	78,020	LF	A.Rodgers	56
S 22	@ Cincinnati Bengals	L	30	34	64,633	PBS	A.Rodgers	63
O 6	Detroit Lions	W	22	9	78,200	LF	A.Rodgers	59
O 13	@ Baltimore Ravens	W	19	17	71,319	MTS	A.Rodgers	61
O 20	Cleveland Browns	W	31	13	77,804	LF	A.Rodgers	46
O 27	@ Minnesota Vikings	W	44	31	64,134	MD	A.Rodgers	46
N 4	Chicago Bears	L	20	27	78,122	LF	A.Rodgers	49
N 10	Philadelphia Eagles	L	13	27	78,011	LF	S.Wallace	45
N 17	@ New York Giants	L	13	27	79,114	MLS	S.Tolzien	59
N 24	Minnesota Vikings	+T	26	26	77,971	LF	S.Tolzien	19
N 28	@ Detroit Lions	L	10	40	64,834	FdF	M.Flynn	46
D 8	Atlanta Falcons	W	22	21	77,550	LF	M.Flynn	9
D 15	@ Dallas Cowboys	W	37	36	91,054	ATS	M.Flynn	23
D 22	Pittsburgh Steelers	L	31	37	77,999	LF	M.Flynn	20
D 29	@ Chicago Bears	W	33	28	62,708	SF	A.Rodgers	26
			428	1,191,205				

Home: 4-3-1 (623,577)    Away: 4-4 (567,618)    + — overtime  
**NFC Wild Card Playoff**  
 J 5 San Francisco 49ers ..... L 20    23    77,525    LF    A.Rodgers    5

	GB	Opp
<b>Total First Downs</b> .....	351	330
Rushing .....	119	116
Passing .....	201	190
Penalty .....	31	24
<b>Third Downs</b> .....	89/216	78/204
Efficiency .....	41.2	38.2
<b>Fourth Downs</b> .....	9/13	10/17
Efficiency .....	69.2	58.8
<b>Possession Avg.</b> .....	30:24	29:36
<b>Total Net Yards</b> .....	6404	5956
Avg. Per Game .....	400.3	372.3
Total Plays .....	1074	1015
Avg. Per Play .....	6.0	5.9
<b>Net Yards Rushing</b> .....	2136	2000
Avg. Per Game .....	133.5	125.0
Total Rushes .....	459	432
<b>Net Yards Passing</b> .....	4268	3956
Avg. Per Game .....	266.8	247.3
Sacked/Yards Lost .....	45/270	44/238
Gross Yards .....	4538	4194
Att./Completions .....	570/366	539/332
Completion Pct. ....	64.2	61.6
Had Intercepted .....	16	11
<b>Punts/Average</b> .....	64/44.6	70/42.8
Net Punting Avg. ....	64/39.0	70/35.6
<b>Penalties/Yards</b> .....	86/801	99/883
<b>Fumbles/Ball Lost</b> .....	19/9	18/11
<b>Touchdowns</b> .....	46	51
Rushing .....	17	16
Passing .....	25	30
Returns .....	4	5

By Quarter	Q1	Q2	Q3	Q4	OT	Pts
Packers	78	105	113	118	3	417
Opponents	79	103	115	128	3	428

Primary Starters			
WR	J.Nelson	LDE	B.Raji
LT	*D.Bakhtiari	NT	R.Pickett
LG	J.Sitton	RDE	J.Jolly
C	E.Dietrich-Smith	LOLB	M.Neal
RG	T.Lang	N.Perry	
RT	D.Barclay	BLB	A.Hawk
TE	J.Finley	MLB	B.Jones
	A.Quarless	ROLB	C.Matthews
WR	J.Jones	LCB	T.Williams
	J.Boykin	RCB	S.Shields
QB	A.Rodgers	SS	M.Burnett
RB	*L.Lacy	FS	M.Jennings
FB	J.Kuhn		

	Rushing	No	Yds	Avg	Long	TD
*Lacy .....	284	1178	4.1	60	11	6
Starks .....	89	493	5.5	41	3	3
Rodgers .....	30	120	4.0	18	0	0
*Franklin .....	19	107	5.6	51	1	0
Cobb .....	4	78	19.5	67	0	0
Flynn .....	17	61	3.6	17	0	0
Tolzien .....	5	55	11.0	19	1	0
Kuhn .....	10	38	3.8	12	1	0
Jennings .....	1	6	6.0	6	0	0
<b>Packers .....</b>	<b>459</b>	<b>2136</b>	<b>4.7</b>	<b>67</b>	<b>17</b>	<b>6</b>
<b>Opponents .....</b>	<b>432</b>	<b>2000</b>	<b>4.6</b>	<b>41</b>	<b>16</b>	<b>0</b>

NFC North	W	L	T	Pct	Pts	QP
Green Bay .....	8	7	1	.531	417	428
Chicago .....	8	8	0	.500	445	478
Detroit .....	7	9	0	.438	395	376
Minnesota .....	5	10	1	.344	391	480

	Receiving	No	Yds	Avg	Long	TD
Nelson .....	85	1314	15.5	76T	8	0
J.Jones .....	59	817	13.8	83T	3	0
Boykin .....	49	681	13.9	52	3	0
*Lacy .....	35	257	7.3	34	0	0
Quarless .....	32	312	9.8	22	2	0
Cobb .....	31	433	14.0	48T	4	0
Finley .....	25	300	12.0	52	3	0
Kuhn .....	13	81	6.2	20	0	0
Starks .....	10	89	8.9	23	1	0
*White .....	9	66	7.3	15	0	0
Bostick .....	7	120	17.1	26	1	0
R.Taylor .....	6	30	5.0	8	0	0
*Franklin .....	4	30	7.5	10	0	0
Ross .....	1	8	8.0	8	0	0
<b>Packers .....</b>	<b>366</b>	<b>4538</b>	<b>12.4</b>	<b>83T</b>	<b>25</b>	<b>0</b>
<b>Opponents .....</b>	<b>332</b>	<b>4194</b>	<b>12.6</b>	<b>67</b>	<b>30</b>	<b>0</b>

**Sacks:** Matthews 7.5, Daniels 6.5, Hawk 5, Neal 5, Perry 4, \*D.Jones 3.5, B.Jones 3, Williams 2.5, Lattimore 2, House 1, \*Hyde 1, Jennings 1, Joly 1, \*Mulumba 1, Packers 44, Opponents 45

	Passing	Att	Cmp	Yds	Cmp%	Yds/Att	TD	TD%	Int	Int%	LG	Sck/Yds	Rtng
Rodgers .....	290	193	2536	66.6	8.74	17	5.9	6	2.1	83T	21/117	104.9	
Flynn .....	166	102	1146	61.4	6.90	7	4.2	4	2.4	56	17/102	86.1	
Tolzien .....	90	55	717	61.1	7.97	1	1.1	5	5.6	52	3/26	66.8	
Wallace .....	24	16	139	66.7	5.79	0	0.0	1	4.2	17	4/25	64.4	
<b>Packers .....</b>	<b>570</b>	<b>366</b>	<b>4538</b>	<b>64.2</b>	<b>7.96</b>	<b>25</b>	<b>4.4</b>	<b>16</b>	<b>2.8</b>	<b>83T</b>	<b>45/270</b>	<b>91.7</b>	
<b>Opponents .....</b>	<b>539</b>	<b>332</b>	<b>4194</b>	<b>61.6</b>	<b>7.78</b>	<b>30</b>	<b>5.6</b>	<b>11</b>	<b>2.0</b>	<b>67</b>	<b>44/238</b>	<b>95.9</b>	

Scoring	TD	Ru	Pa	Rt	PAT	FG	S	PTS
Crosby	0	0	0	0	42/42	33/37	0	141
*Lacy	11	11	0	0	0	0	0	66
Nelson	8	0	0	0	0	0	0	48
Boykin	4	0	3	1	0	0	0	24
Cobb	4	0	4	0	0	0	0	24
Starks	4	3	1	0	0	0	0	24
Finley	3	0	3	0	0	0	0	18
J.Jones	3	0	3	0	0	0	0	18
Quarless	2	0	2	0	0	0	0	12
Bostick	1	0	1	0	0	0	0	6
Burnett	1	0	1	0	0	0	0	6
*Franklin	1	1	0	0	0	0	0	6
*Hyde	1	0	0	1	0	0	0	6
Jennings	1	0	0	1	0	0	0	6
Kuhn	1	1	0	0	0	0	0	6
Tolzien	1	1	0	0	0	0	0	6
<b>Packers</b>	<b>46</b>	<b>17</b>	<b>25</b>	<b>4</b>	<b>42/42</b>	<b>33/37</b>	<b>0</b>	<b>417</b>
<b>Opponents</b>	<b>51</b>	<b>16</b>	<b>30</b>	<b>5</b>	<b>48/49</b>	<b>24/30</b>	<b>1</b>	<b>428</b>

Field Goals	1-19	20-29	30-39	40-49	50+
Crosby .....	1/1	13/13	8/8	6/8	5/7
<b>Packers .....</b>	<b>1/1</b>	<b>13/13</b>	<b>8/8</b>	<b>6/8</b>	<b>5/7</b>
<b>Opponents .....</b>	<b>0/0</b>	<b>9/9</b>	<b>5/7</b>	<b>7/8</b>	<b>3/6</b>

Interceptions	No	Yds	Avg	Long	TD
Shields .....	4	3	0.8	7	0
Williams .....	3	10	3.3	10	0
House .....	1	11	11.0	11	0
Hawk .....	1	7	7.0	7	0
Neal .....	1	5	5.0	5	0
Bush .....	1	0	0.0	0	0
<b>Packers .....</b>	<b>11</b>	<b>36</b>	<b>3.3</b>	<b>11</b>	<b>0</b>
<b>Opponents .....</b>	<b>16</b>	<b>279</b>	<b>17.4</b>	<b>76</b>	<b>3</b>

Punting	No	Yds	Avg	TD	In	Lg	B
Masthay .....	64	2854	44.6	5	22	62	0
<b>Packers .....</b>	<b>64</b>	<b>2854</b>	<b>44.6</b>	<b>5</b>	<b>22</b>	<b>62</b>	<b>0</b>
<b>Opponents .....</b>	<b>70</b>	<b>2994</b>	<b>42.8</b>	<b>8</b>	<b>25</b>	<b>61</b>	<b>1</b>

Punt Returns	Ret	FC	Yds	Avg	Long	TD
*Hyde .....	24	14	296	12.3	93T	1
Cobb .....	3	5	23	7.7	16	0
Ross .....	2	2	20	10.0	11	0
Kuhn .....	1	0	0	0.0	0	0
<b>Packers .....</b>	<b>30</b>	<b>21</b>	<b>339</b>	<b>11.3</b>	<b>93T</b>	<b>1</b>
<b>Opponents .....</b>	<b>20</b>	<b>19</b>	<b>261</b>	<b>13.1</b>	<b>49</b>	<b>0</b>

Kickoff Returns	No	Yds	Avg	Long	TD
*Hyde .....	22	531	24.1	70	0
Ross .....	6	75	12.5	21	0
*Franklin .....	4	82	20.5	26	0
Kuhn .....	2	40	20.0	21	0
*Banjo .....	1	12	12.0	12	0
Bell .....	1	22	22.0	22	0
Cobb .....	1	10	10.0	10	0
*Hill .....	1	19	19.0	19	0
*Stoneburner .....	1	0	0.0	0	0
<b>Packers .....</b>	<b>39</b>	<b>791</b>	<b>20.3</b>	<b>70</b>	<b>0</b>
<b>Opponents .....</b>	<b>61</b>	<b>1577</b>	<b>25.9</b>	<b>109T</b>	<b>1</b>

ADMIN. & COACHES  
 VETERANS  
 DRAFT & FREE AGENTS  
 REVIEW  
 2022  
 2013

LAMBEAU FIELD  
 MISC.

Head Coach:	Mike McCarthy	GB	Opp	Attend	Site	Starting QB	Temp	
S 4	@ Seattle Seahawks	L	16	36	68,424	ClF	A.Rodgers	73
S 14	New York Jets	W	31	24	78,041	LF	A.Rodgers	61
S 21	@ Detroit Lions	L	7	19	62,418	FdF	A.Rodgers	dome
S 28	@ Chicago Bears	W	38	17	61,736	SF	A.Rodgers	70
O 2	Minnesota Vikings	W	42	10	78,054	LF	A.Rodgers	62
O 12	@ Miami Dolphins	W	27	24	70,875	SLS	A.Rodgers	86
O 19	Carolina Panthers	W	38	17	78,106	LF	A.Rodgers	48
O 26	@ New Orleans Saints	L	23	44	73,146	MBD	A.Rodgers	dome
N 9	Chicago Bears	W	55	14	78,292	LF	A.Rodgers	34
N 16	Philadelphia Eagles	W	53	20	78,270	LF	A.Rodgers	28
N 23	@ Minnesota Vikings	W	24	21	52,386	TBS	A.Rodgers	49
N 30	New England Patriots	W	26	21	78,431	LF	A.Rodgers	28
D 8	Atlanta Falcons	W	43	37	77,512	LF	A.Rodgers	33
D 14	@ Buffalo Bills	L	13	21	70,214	RWS	A.Rodgers	38
D 21	@ Tampa Bay Buccaneers	W	20	3	64,247	RJS	A.Rodgers	75
D 28	Detroit Lions	W	30	20	78,408	LF	A.Rodgers	27

486 348 1,148,560 + — overtime

**Home:** 8-0 (625,114) **Away:** 4-4 (523,446)

**NFC Divisional Playoff**

J 11 Dallas Cowboys ..... W 26 21 79,704 LF A.Rodgers 24

**NFC Championship**

J 18 @ Seattle Seahawks ..... +L 22 28 68,538 ClF A.Rodgers 52

Scoring	TD	Ru	Pa	Ret	PAT	FG	S	PTS
Crosby	0	0	0	0	53/55	27/33	0	134
Lacy	13	9	4	0	0	0	0	78
Nelson	13	0	13	0	0	0	0	74
Cobb	12	0	12	0	0	0	0	78
*Adams	3	0	3	0	0	0	0	18
Quarless	3	0	3	0	0	0	0	18
Hayward	2	0	0	2	0	0	0	12
Hyde	2	0	0	2	0	0	0	12
Peppers	2	0	0	2	0	0	0	12
A.Rodgers	2	2	0	0	0	0	0	12
*R.Rodgers	2	2	0	0	0	0	0	12
Starks	2	2	0	0	0	0	0	12
Bostick	1	0	1	0	0	0	0	6
Kuhn	1	1	0	0	0	0	0	6
<b>Packers</b>	<b>58</b>	<b>14</b>	<b>38</b>	<b>6</b>	<b>53/55</b>	<b>27/33</b>	<b>1</b>	<b>486</b>
<b>Opponents</b>	<b>40</b>	<b>11</b>	<b>26</b>	<b>3</b>	<b>37/37</b>	<b>21/24</b>	<b>3</b>	<b>348</b>

2-Pt Conversions: Cobb, Packers 1-3, Opponents 1-3

**Field Goals**

Player	1-19	20-29	30-39	40-49	50+
Crosby	0/0	7/7	11/12	5/7	4/7
<b>Packers</b>	<b>0/0</b>	<b>7/7</b>	<b>11/12</b>	<b>5/7</b>	<b>4/7</b>
<b>Opponents</b>	<b>0/0</b>	<b>5/5</b>	<b>9/9</b>	<b>3/5</b>	<b>4/5</b>

	GB	Opp
<b>Total First Downs</b>	356	339
Rushing	104	116
Passing	222	196
Penalty	30	27
<b>Third Downs</b>	93/197	83/206
Efficiency	47.2	40.3
<b>Fourth Downs</b>	4/10	15/28
Efficiency	40.0	53.6
<b>Possession Avg.</b>	30:32	29:28
<b>Total Net Yards</b>	6178	5542
Avg. Per Game	386.1	346.4
Total Plays	1001	1054
Avg. Per Play	6.2	5.3
<b>Net Yards Rushing</b>	1917	1919
Avg. Per Game	119.8	119.9
Total Rushes	435	449
<b>Net Yards Passing</b>	4261	3623
Avg. Per Game	266.3	226.4
Sacked/Yards Lost	30/186	41/261
Gross Yards	4447	3884
Att./Completions	536/349	564/333
Completion Pct.	65.1	59.0
Had Intercepted	6	18
<b>Punts/Average</b>	51/42.3	62/43.4
Net Punting Avg.	51/37.0	62/36.7
<b>Penalties/Yards</b>	92/775	104/945
<b>Fumbles/Ball Lost</b>	19/7	20/9
<b>Touchdowns</b>	58	40
Rushing	14	11
Passing	38	26
Returns	6	3

By Quarter	Q1	Q2	Q3	Q4	OT	Pts
Packers	151	159	84	92	0	486
Opponents	58	88	69	133	0	348

**Primary Starters**

WR	J.Nelson	LDE	J.Boyd
LT	D.Bakhtiari	NT	L.Guion
LG	J.Sitton	RDE	M.Daniels
C	*C.Linsley	LOLB	J.Peppers
RG	T.Lang	BLB	A.Hawk
RT	B.Bulaga	MLB	S.Barrington
TE	A.Quarless	ROLB	C.Matthews
	*R.Rodgers		N.Perry
WR	R.Cobb	LCB	T.Williams
	*D.Adams	RCB	S.Shields
QB	A.Rodgers	SS	M.Burnett
RB	E.Lacy	FS	*H.Clinton-Dix
FB	J.Kuhn		M.Hyde

	Rushing	No	Yds	Avg	Long	TD
Lacy	246	1139	4.6	44t	9	
Starks	85	333	3.9	41	2	
A.Rodgers	43	269	6.3	19	2	
Kuhn	24	85	3.5	11	1	
Harris	16	64	4.0	12	0	
Cobb	11	37	3.4	12	0	
Flynn	10	-10	-1.0	-1	0	
<b>Packers</b>	<b>435</b>	<b>1917</b>	<b>4.4</b>	<b>44t</b>	<b>14</b>	
<b>Opponents</b>	<b>449</b>	<b>1919</b>	<b>4.3</b>	<b>40</b>	<b>11</b>	

NFC North	W	L	T	Pct	Pts	OP
<b>Green Bay</b>	<b>12</b>	<b>4</b>	<b>0</b>	<b>.750</b>	<b>486</b>	<b>348</b>
Detroit	11	5	0	.688	321	282
Minnesota	7	9	0	.438	325	343
Chicago	5	11	0	.313	319	442

	Receiving	No	Yds	Avg	Long	TD
Nelson	98	1519	15.5	80t	13	
Cobb	91	1287	14.1	70t	12	
Lacy	42	427	10.2	67	4	
*Adams	38	446	11.7	45	3	
Quarless	29	323	11.1	34	3	
*R.Rodgers	20	225	11.3	43	2	
Starks	18	140	7.8	28	0	
Kuhn	4	23	5.8	9	0	
Boykin	3	23	7.7	11	0	
*Janis	2	16	8.0	9	0	
Bostick	2	3	1.5	2	1	
Harris	1	11	11.0	11	0	
Dorsey	1	4	4.0	4	0	
<b>Packers</b>	<b>349</b>	<b>4447</b>	<b>12.7</b>	<b>80t</b>	<b>38</b>	
<b>Opponents</b>	<b>333</b>	<b>3884</b>	<b>11.7</b>	<b>79</b>	<b>26</b>	

**Sacks:** Matthews 11, Peppers 7, Daniels 5.5, Neal 4.5, Guion 3.5, Perry 3, Burnett 1.5, D.Jones 1.5, Barrington 1, \*Clinton-Dix 1, Hyde 1, Hawk 0.5, Packers 41, Opponents 30

\* — rookie

Field Goals	1-19	20-29	30-39	40-49	50+
Crosby	0/0	7/7	11/12	5/7	4/7
<b>Packers</b>	<b>0/0</b>	<b>7/7</b>	<b>11/12</b>	<b>5/7</b>	<b>4/7</b>
<b>Opponents</b>	<b>0/0</b>	<b>5/5</b>	<b>9/9</b>	<b>3/5</b>	<b>4/5</b>

**Crosby:** (23G)(31G,20G,55G)(53G,38B)(43G,30G)(34G)(31G,49G,27G)(20G,52G)(27G,33G,50N)(48G)(32G,35G,33G,40N,28G),(38G,33G,53G)(45G,53B,34G)(48N,42G,25G)(52B)

**Opponents:** (35G,20G)(52G)(30G,41N)(23G)(26G)(48G)(33G)(31G,29G,37G)(33G,33G)(39G,51G)(47N)(53B,50G)(27G,51G,35G,48G)(43G)(0)

Interceptions	No	Yds	Avg	Long	TD
Hayward	3	113	37.7	82t	1
Williams	3	2	0.7	2	0
Peppers	2	101	50.5	62t	2
Shields	2	62	31.0	52	0
Hyde	2	9	4.5	9	0
Matthews	1	40	40.0	40	0
Burnett	1	32	32.0	32	0
D.Jones	1	18	18.0	18	0
Lattimore	1	10	10.0	10	0
*Clinton-Dix	1	9	9.0	9	0
House	1	0	0.0	0	0
<b>Packers</b>	<b>18</b>	<b>396</b>	<b>22.0</b>	<b>82t</b>	<b>3</b>
<b>Opponents</b>	<b>6</b>	<b>80</b>	<b>13.3</b>	<b>28</b>	<b>0</b>

Punting	No	Yds	Avg	TB	In	Lg	B
Mathay	49	2159	44.1	4	14	63	2
<b>Packers</b>	<b>51</b>	<b>2159</b>	<b>42.3</b>	<b>4</b>	<b>14</b>	<b>63</b>	<b>2</b>
<b>Opponents</b>	<b>62</b>	<b>2691</b>	<b>43.4</b>	<b>4</b>	<b>19</b>	<b>67</b>	<b>0</b>

Punt Returns	Ret	FC	Yds	Avg	Long	TD
Cobb	14	9	112	8.0	24	0
Hyde	14	3	221	15.8	75t	2
*Clinton-Dix	1	0	0	0.0	0	0
<b>Packers</b>	<b>29</b>	<b>12</b>	<b>333</b>	<b>11.5</b>	<b>75t</b>	<b>2</b>
<b>Opponents</b>	<b>22</b>	<b>10</b>	<b>191</b>	<b>8.7</b>	<b>75t</b>	<b>1</b>

Kickoff Returns	No	Yds	Avg	Long	TD
Harris	22	456	20.7	41	0
Hyde	4	96	24.0	28	0
Boykin	1	3	3.0	3	0
Cobb	1	0	0.0	0	0
Nelson	1	0	0.0	0	0
<b>Packers</b>	<b>29</b>	<b>555</b>	<b>19.1</b>	<b>41</b>	<b>0</b>
<b>Opponents</b>	<b>58</b>	<b>1421</b>	<b>24.5</b>	<b>101t</b>	<b>1</b>

Passing	Att	Cmp	Yds	Cmp%	Yds/Att	TD	TD%	Int	Int%	Lg	Sck/Yds	Rtg
A.Rodgers	520	341	4381	65.6	8.43	38	7.3	5	1.0	80t	28/174	112.2
Flynn	16	8	66	50.0	4.13	0	0.0	1	6.3	14	2/12	34.9
<b>Packers</b>	<b>536</b>	<b>349</b>	<b>4447</b>	<b>65.1</b>	<b>8.30</b>	<b>38</b>	<b>7.1</b>	<b>6</b>	<b>1.1</b>	<b>80t</b>	<b>30/186</b>	<b>109.9</b>
<b>Opponents</b>	<b>564</b>	<b>333</b>	<b>3884</b>	<b>59.0</b>	<b>6.89</b>	<b>26</b>	<b>4.6</b>	<b>18</b>	<b>3.2</b>	<b>79</b>	<b>41/261</b>	<b>82.0</b>

COMMUNITY

ADMIN. & COACHES

VETERANS

DRAFT & FREE AGENTS

2022 REVIEW

2014

LAMBAU FIELD

MISC.

# 2015 10-6-0, .625, SECOND, NFC NORTH

Head Coach: Mike McCarthy

	GB	Opp	Attend	Site	Starting QB	Temp	
S 13 @ Chicago Bears	W	31	23	62,442	SF	A.Rodgers	68
S 20 Seattle Seahawks	W	27	17	78,433	LF	A.Rodgers	62
S 28 Kansas City Chiefs	W	38	28	78,214	LF	A.Rodgers	67
O 4 @ San Francisco 49ers	W	17	3	70,799	LS	A.Rodgers	74
O 11 St. Louis Rams	W	24	10	78,432	LF	A.Rodgers	67
O 18 San Diego Chargers	W	27	20	78,434	LF	A.Rodgers	54
N 1 @ Denver Broncos	L	10	29	77,075	SAF	A.Rodgers	61
N 8 @ Carolina Panthers	L	29	37	74,461	BAS	A.Rodgers	57
N 15 Detroit Lions	L	16	18	78,526	LF	A.Rodgers	55
N 22 @ Minnesota Vikings	W	30	13	52,529	TBS	A.Rodgers	30
N 26 Chicago Bears	L	13	17	78,488	LF	A.Rodgers	39
D 3 @ Detroit Lions	W	27	23	63,207	FdF	A.Rodgers	dome
D 13 Dallas Cowboys	W	28	7	78,369	LF	A.Rodgers	53
D 20 @ Oakland Raiders	W	30	20	55,087	OcC	A.Rodgers	54
D 27 @ Arizona Cardinals	L	8	38	64,878	UPS	A.Rodgers	dome
J 3 Minnesota Vikings	L	13	20	78,412	LF	A.Rodgers	24
		368		323	1,147,786		

Home: 5-3 (627,308) Away: 5-3 (520,478) + — overtime

**NFC Wild Card Playoff**

J 10 @ Washington Redskins . . . . . W 35 18 81,367 FxF A.Rodgers 61

**NFC Divisional Playoff**

J 16 @ Arizona Cardinals . . . . . +L 20 26 65,089 UPS A.Rodgers dome

	GB	Opp	Rushing	No	Yds	Avg	Long	TD
<b>Total First Downs</b>	317	300	Lacy	187	758	4.1	29	3
Rushing	100	96	Starks	148	601	4.1	65t	2
Passing	173	183	A.Rodgers	58	344	5.9	18	1
Penalty	44	21	Cobb	13	50	3.8	12	0
<b>Third Downs</b>	70/208	79/220	Kuhn	9	28	3.1	5t	2
Efficiency	33.7	35.9	*Crockett	9	21	2.3	12	0
<b>Fourth Downs</b>	11/21	10/21	*Harris	4	19	4.8	16	0
Efficiency	52.4	47.6	*Montgomery	3	14	4.7	9	0
<b>Possession Avg.</b>	30:08	29:52	R.Rodgers	1	11	11.0	11	0
<b>Total Net Yards</b>	5353	5547	Matzhen	1	7	7.0	7	0
Avg. Per Game	334.6	346.7	Tolzien	3	-3	-1.0	0	0
Total Plays	1056	1014	<b>Packers</b>	<b>436</b>	<b>1850</b>	<b>4.2</b>	<b>65t</b>	<b>8</b>
Avg. Per Play	5.1	5.5	<b>Opponents</b>	<b>420</b>	<b>1905</b>	<b>4.5</b>	<b>55</b>	<b>13</b>

	GB	Opp	Rushing	No	Yds	Avg	Long	TD	
<b>Net Yards Rushing</b>	1850	1905	Rodgers	11	5	688	365	302	
Avg. Per Game	115.6	119.1	<b>Green Bay</b>	<b>10</b>	<b>6</b>	<b>.625</b>	<b>358</b>	<b>323</b>	
Total Rushes	436	420	Detroit	7	9	0	438	368	400
<b>Net Yards Passing</b>	3503	3642	Chicago	6	10	0	375	335	397
Avg. Per Game	218.9	227.6							
Sacked/Yards Lost	47/322	43/256							
Gross Yards	3825	3898							
Att./Completions	573/348	551/321							
Completion Pct.	60.7	58.3							
Had Intercepted	8	16							
<b>Punts/Average</b>	81/43.9	82/43.4							
Net Punting Avg.	81/40.3	82/40.2							
<b>Penalties/Yards</b>	105/906	120/1107							
<b>Fumbles/Ball Lost</b>	24/9	19/6							
<b>Touchdowns</b>	42	36							
Rushing	8	13							
Passing	31	20							
Returns	3	3							

	GB	Opp	Rushing	No	Yds	Avg	Long	TD
<b>By Quarter</b>	Q1	Q2	Q3	Q4	OT	Pts		
Packers	106	56	86	120	0	368		
Opponents	45	121	106	51	0	323		

**Primary Starters**

WR	R.Cobb	DT	M.Daniels
LT	D.Bakhtiari	NT	B.Raji
LG	J.Sittion	LOB	M.Neal
C	C.Linsley	BLB	N.Palmer
RG	T.Lang	MLB	C.Matthews
RT	B.Buluga	ROLB	J.Peppers
TE	R.Rodgers	LCB	*D.Randall
WR	J.Jones	RCB	S.Shields
TE	D.Adams	CB	C.Hayward
QB	A.Rodgers	SS	M.Burnett
RB	E.Lacy	FS	H.Clinton-Dix
FB	J.Kuhn		

Scoring	TD	Ru	Pa	Rt	PAT	FG	S	PTS
Crosby	0	0	0	0	36/36	24/28	0	108
J.Jones	8	0	8	0	0	0	0	52
R.Rodgers	8	0	8	0	0	0	0	50
Cobb	7	0	6	1	0	0	0	42
Lacy	5	3	2	0	0	0	0	30
Starks	5	2	3	0	0	0	0	30
Kuhn	2	2	0	0	0	0	0	12
*Montgomery	2	0	2	0	0	0	0	12
Adams	1	0	1	0	0	0	0	8
Perillo	1	0	1	0	0	0	0	6
*Randall	1	0	0	1	0	0	0	6
A.Rodgers	1	1	0	0	0	0	0	6
*Rollins	1	0	0	1	0	0	0	6
<b>Packers</b>	<b>42</b>	<b>8</b>	<b>31</b>	<b>3</b>	<b>36/36</b>	<b>24/28</b>	<b>0</b>	<b>368</b>
<b>Opponents</b>	<b>36</b>	<b>13</b>	<b>20</b>	<b>3</b>	<b>31/34</b>	<b>24/28</b>	<b>1</b>	<b>323</b>

2-Pt Conversions: J.Jones 2, Adams, R.Rodgers 1, Packers 4-6, Opponents 1-2

Field Goals	1-19	20-29	30-39	40-49	50+
Crosby	1/1	7/7	4/4	8/11	4/5
<b>Packers</b>	<b>1/1</b>	<b>7/7</b>	<b>4/4</b>	<b>8/11</b>	<b>4/5</b>
<b>Opponents</b>	<b>1/1</b>	<b>6/6</b>	<b>7/7</b>	<b>5/6</b>	<b>5/8</b>

Crosby: (37G)(54G,18G,44G,21G)(44G)(44N,31G)(35G)(23G,28G)(56G)(0)(44G,52N)(42G,47G,40G,42G,52G)(22G,50G)(41N)(0)(24G,21G,33G,49B)(0)(28G,43G)

Opponents: (28G,50G,44G)(54G)(0)(33G)(42G,50B,53N,63N)(36G,32G)(50G,24G)(20G,49G,43N,22G)(49G,51G)(0)(21G)(51G,34G,42G)(0)(23G,30G)(19G)(39G,32G)

Interceptions	No	Yds	Avg	Long	TD
*Randall	3	47	15.7	43t	1
Hyde	3	36	12.0	34	0
Shields	3	15	5.0	15	0
*Rollins	2	48	24.0	45t	1
Clinton-Dix	2	2	1.0	2	0
Matthews	1	42	42.0	42	0
Daniels	1	6	6.0	6	0
Elliott	1	2	2.0	2	0
<b>Packers</b>	<b>16</b>	<b>198</b>	<b>12.4</b>	<b>45t</b>	<b>2</b>
<b>Opponents</b>	<b>8</b>	<b>55</b>	<b>6.9</b>	<b>29</b>	<b>0</b>

Punting	No	Yds	Avg	TB	In	Lg	B
Masthay	81	3557	43.9	6	18	62	0
<b>Packers</b>	<b>81</b>	<b>3557</b>	<b>43.9</b>	<b>6</b>	<b>18</b>	<b>62</b>	<b>0</b>
<b>Opponents</b>	<b>82</b>	<b>3560</b>	<b>43.4</b>	<b>5</b>	<b>30</b>	<b>61</b>	<b>0</b>

Punt Returns	Ret	FC	Yds	Avg	Long	TD
Hyde	27	18	157	5.8	16	0
Cobb	4	4	10	2.5	10	0
Abbrederis	0	1	0	--	--	0
<b>Packers</b>	<b>31</b>	<b>23</b>	<b>167</b>	<b>5.4</b>	<b>16</b>	<b>0</b>
<b>Opponents</b>	<b>41</b>	<b>14</b>	<b>174</b>	<b>4.2</b>	<b>23</b>	<b>0</b>

Kickoff Returns	No	Yds	Avg	Long	TD
Janis	14	406	29.0	70	0
Hyde	8	187	23.4	30	0
*Montgomery	7	218	31.1	46	0
Abbrederis	2	52	26.0	30	0
Kuhn	2	9	4.5	9	0
D.Jones	1	9	9.0	9	0
*Ripkowski	1	0	0.0	0	0
Tretter	1	0	0.0	0	0
<b>Packers</b>	<b>36</b>	<b>881</b>	<b>24.5</b>	<b>70</b>	<b>0</b>
<b>Opponents</b>	<b>37</b>	<b>988</b>	<b>26.7</b>	<b>104</b>	<b>0</b>

NFC North	W	L	T	Pct	Pts	OP
Minnesota	11	5	0	.688	365	302
<b>Green Bay</b>	<b>10</b>	<b>6</b>	<b>0</b>	<b>.625</b>	<b>358</b>	<b>323</b>
Detroit	7	9	0	.438	368	400
Chicago	6	10	0	.375	335	397

**Receiving**

	No	Yds	Avg	Long	TD
Cobb	79	829	10.5	53t	6
R.Rodgers	58	510	8.8	61t	8
J.Jones	50	890	17.8	65t	8
Adams	50	483	9.7	40	1
Starks	43	392	9.1	30	3
Lacy	20	188	9.4	28t	2
*Montgomery	15	136	9.1	31t	2
Perillo	11	102	9.3	24	1
Abbrederis	9	111	12.3	32	0
Kuhn	6	56	9.3	19	0
Quarless	4	31	7.8	13	0
Janis	2	79	39.5	46	0
*Ripkowski	1	18	18.0	18	0
<b>Packers</b>	<b>348</b>	<b>3825</b>	<b>11.0</b>	<b>65t</b>	<b>31</b>
<b>Opponents</b>	<b>321</b>	<b>3898</b>	<b>12.1</b>	<b>68</b>	<b>20</b>

**Sacks:** Peppers 10.5, Matthews 6.5, Daniels 4, Neal 4, Perry 3.5, Clinton-Dix 3, Elliott 3, D.Jones 3, Hyde 1, Palmer 1, Pannel 1, Rollins 1, Thomas 1, Raji 0.5, Packers 43, Opponents 47

\* — rookie

Passing	Att	Cmp	Yds	Cmp%	Yds/Att	TD	TD%	Int	Int%	LG	Sck/Yds	Rtng
A.Rodgers	572	347	3821	60.7	6.68	31	5.4	8	1.4	65t	46/314	92.7
Tozlien	1	1	4	100.0	4.00	0	0.0	0	0.0	4	1/8	83.3
<b>Packers</b>	<b>573</b>	<b>348</b>	<b>3825</b>	<b>60.7</b>	<b>6.68</b>	<b>31</b>	<b>5.4</b>	<b>8</b>	<b>1.4</b>	<b>65t</b>	<b>47/322</b>	<b>92.7</b>
<b>Opponents</b>	<b>551</b>	<b>321</b>	<b>3898</b>	<b>58.3</b>	<b>7.07</b>	<b>20</b>	<b>3.6</b>	<b>16</b>	<b>2.9</b>	<b>68</b>	<b>43/256</b>	<b>80.1</b>

COMMUNITY  
ADMIN. & COACHES  
VETERANS  
DRAFT & FREE AGENTS  
2022 REVIEW  
2015  
LAMBEAU FIELD  
MISC.

Head Coach:	Mike McCarthy	GB	Opp	Attend	Site	Starting QB	Temp	
S 11	@ Jacksonville Jaguars	W	27	63,179	EBF	A.Rodgers	90	
S 18	@ Minnesota Vikings	L	14	66,813	USF	A.Rodgers	dome	
S 25	Detroit Lions	W	34	78,411	LF	A.Rodgers	72	
O 9	New York Giants	W	23	78,401	LF	A.Rodgers	49	
O 16	Dallas Cowboys	L	16	30	78,481	LF	A.Rodgers	69
O 20	Chicago Bears	W	26	10	78,217	LF	A.Rodgers	47
O 30	@ Atlanta Falcons	L	32	33	70,165	GD	A.Rodgers	dome
N 6	Indianapolis Colts	L	26	31	78,437	LF	A.Rodgers	68
N 13	@ Tennessee Titans	L	25	47	69,116	NS	A.Rodgers	56
N 20	@ Washington Redskins	L	24	42	77,337	FxF	A.Rodgers	38
N 28	@ Philadelphia Eagles	W	27	13	69,596	LFF	A.Rodgers	47
D 4	Houston Texans	W	21	13	77,867	LF	A.Rodgers	32
D 11	Seattle Seahawks	W	38	10	78,057	LF	A.Rodgers	26
D 18	@ Chicago Bears	W	30	27	61,137	SF	A.Rodgers	11
D 24	Minnesota Vikings	W	38	25	77,856	LF	A.Rodgers	37
J 1	@ Detroit Lions	W	31	24	66,345	FdF	A.Rodgers	dome
			432	388	1,169,018			

Home: 6-2 (625,530) Away: 4-4 (543,488)

**NFC Wild Card Playoff**  
 J 8 New York Giants W 38 13 77,549 LF A.Rodgers 14

**NFC Divisional Playoff**  
 J 15 @ Dallas Cowboys W 34 31 93,396 ATS A.Rodgers dome

**NFC Championship**  
 J 22 @ Atlanta Falcons L 21 44 71,127 GD A.Rodgers dome

Scoring	TD	Ru	Pa	Ret	PAT	FG	S	PTS
Crosby	0	0	0	44/47	26/30	0	0	82
Nelson	14	0	14	0	0	0	0	124
Adams	12	0	12	0	0	0	0	74
A.Rodgers	4	4	0	0	0	0	0	26
Cobb	4	0	0	0	0	0	0	24
Montgomery	3	3	0	0	0	0	0	18
Ripkowski	3	2	1	0	0	0	0	18
*Allison	2	0	2	0	0	0	0	12
Janis	2	1	1	0	0	0	0	12
R.Rodgers	2	0	2	0	0	0	0	12
Starks	2	0	2	0	0	0	0	12
Cook	1	0	1	0	0	0	0	6
*T.Davis	1	0	1	0	0	0	0	6
Michael	1	1	0	0	0	0	0	6
<b>Packers</b>	<b>51</b>	<b>11</b>	<b>40</b>	<b>44/47</b>	<b>26/30</b>	<b>0</b>	<b>0</b>	<b>432</b>
<b>Opponents</b>	<b>45</b>	<b>11</b>	<b>32</b>	<b>37/40</b>	<b>27/29</b>	<b>0</b>	<b>0</b>	<b>388</b>

**2-Pt Conversions:** Adams, A.Rodgers, Packers 2-4, Opponents 0-5

**Field Goals** 1-19 20-29 30-39 40-49 50+  
 Crosby: 1/1 6/6 13/15 5/6 1/2  
**Packers** 1/1 6/6 13/15 5/6 1/2  
**Opponents** 0/0 9/9 6/7 7/8 5/5  
**Crosby:** (25G,20G)(/36G,46G)(44G,33G,25G)  
 (37G,43G,34G)(32G,40G,31B)(29G)(34G,48N,27G)  
 (29G,38G)(36G,36N)(33G,32G)(/51N,38G)  
 (34G,18G,32G)(48G,53G)

	GB	Opp	Rushing	No	Yds	Avg	Long	TD
<b>Total First Downs</b>	349	329	Montgomery	77	457	5.9	61	3
Rushing	91	80	A.Rodgers	67	369	5.5	23	4
Passing	222	227	Lacy	71	360	5.1	31	0
Penalty	36	22	Ripkowski	34	150	4.4	15	2
<b>Third Downs</b>	98/210	82/199	Starks	63	145	2.3	11	0
Efficiency	46.7	41.2	Michael	31	114	3.7	42t	1
<b>Fourth Downs</b>	7/17	12/18	Janis	2	38	19.0	19t	1
Efficiency	41.2	66.7	Cobb	10	33	3.3	14	0
<b>Possession Avg.</b>	31:14	28:46	*Jackson	10	32	3.2	7	0
<b>Total Net Yards</b>	5900	5823	K.Davis	5	5	1.0	4	0
Avg. Per Game	368.8	363.9	*Kerridge	1	0	0.0	0	0
Total Plays	1029	987	Hundley	3	-2	-0.7	0	0
Avg. Per Play	5.7	5.9	<b>Packers</b>	<b>374</b>	<b>1701</b>	<b>4.5</b>	<b>61</b>	<b>11</b>
<b>Net Yards Rushing</b>	1701	1515	<b>Opponents</b>	<b>376</b>	<b>1515</b>	<b>4.0</b>	<b>75t</b>	<b>11</b>
Avg. Per Game	106.3	94.7						
Total Rushes	374	376						
<b>Net Yards Passing</b>	4199	4308						
Avg. Per Game	262.4	269.3						
Sacked/Yards Lost	35/246	40/295						
Gross Yards	4445	4603						
Att./Completions	620/403	571/370						
Completion Pct.	65.0	64.8						
Had Intercepted	8	17						
<b>Punts/Average</b>	56/43.2	59/42.8						
Net Punting	39.1	38.5						
<b>Penalties/Yards</b>	100/827	109/964						
<b>Fumbles/Ball Lost</b>	2/19	13/8						
<b>Touchdowns</b>	51	45						
Rushing	11	11						
Passing	40	32						
Returns	0	2						

NFC North	W	L	T	Pct	Pts	OP
Green Bay	10	6	0	.625	432	388
Detroit	9	7	0	.563	346	358
Minnesota	8	8	0	.500	327	307
Chicago	3	13	0	.188	279	399

Opponents	TD	Ru	Pa	Ret	PAT	FG	S	PTS
(26G,39G,50G)(46G)(42G,43N,50G)								
(47G,41G,30G)(44G,25G,32G)(39G)(36G,40G)								
(28G)(51G,23G)(37G)(48G,50G)(/128G)(26G,22G)								
(22G,26G)(39N,54G)								

Interceptions	No	Yds	Avg	Long	TD
Clinton-Dix	5	75	15.0	27	0
Randall	3	91	30.3	44	0
Hyde	3	11	3.7	11	0
Burnett	2	19	9.5	19	0
Thomas	1	9	9.0	9	0
*Martinez	1	4	4.0	4	0
Perry	1	0	0.0	0	0
Rollins	1	0	0.0	0	0
<b>Packers</b>	<b>17</b>	<b>209</b>	<b>12.3</b>	<b>44</b>	<b>0</b>
<b>Opponents</b>	<b>8</b>	<b>85</b>	<b>10.6</b>	<b>33</b>	<b>0</b>

Receiving	No	Yds	Avg	Long	TD
Nelson	97	1257	13.0	60	14
Adams	75	997	13.3	66t	12
Cobb	60	610	10.2	47	4
Montgomery	44	348	7.9	24	0
Cook	30	377	12.6	47	1
R.Rodgers	30	271	9.0	22	2
Starks	19	134	7.1	31t	2
*Allison	12	202	16.8	39	2
Janis	11	93	8.5	25	1
Ripkowski	9	46	5.1	9	1
Perillo	4	35	8.8	13	0
Lacy	4	28	7.0	17	0
*T.Davis	3	24	8.0	9t	1
Michael	2	11	5.5	10	0
K.Davis	2	4	2.0	10	0
Abderberis	1	8	8.0	8	0
<b>Packers</b>	<b>403</b>	<b>4445</b>	<b>11.0</b>	<b>66t</b>	<b>40</b>
<b>Opponents</b>	<b>370</b>	<b>4603</b>	<b>12.4</b>	<b>73t</b>	<b>32</b>

Punting	No	Yds	Avg	TB	In	Lg	B
Schum	56	2420	43.2	4	19	65	0
<b>Packers</b>	<b>56</b>	<b>2420</b>	<b>43.2</b>	<b>4</b>	<b>19</b>	<b>65</b>	<b>0</b>
<b>Opponents</b>	<b>59</b>	<b>2525</b>	<b>42.8</b>	<b>1</b>	<b>24</b>	<b>67</b>	<b>0</b>

By Quarter	Q1	Q2	Q3	Q4	OT	Pts
Packers	93	145	59	135	0	432
Opponents	82	122	62	122	0	388

**Primary Starters**

WR	J.Nelson	DT	M.Daniels
LT	D.Bakhtiari	NT	L.Guion
LG	L.Taylor	LOLB	J.Peppers
C	C.Linsley	N.Perry	
RG	T.Lang	ILB	J.Ryan
RT	B.Bulaga	ILB	*B.Martinez
TE	J.Cook		J.Thomas
	R.Rodgers	ROLB	C.Matthews
WR	R.Cobb	LCB	D.Randall
	D.Adams	RCB	L.Gunter
QB	A.Rodgers	CB	M.Hyde
RB	T.Montgomery	SS	M.Burnett
FB	A.Ripkowski	FS	H.Clinton-Dix

**Sacks:** Perry 11, Peppers 7.5, Matthews 5, Daniels 4, Burnett 3, \*Fackrell 2, \*Lowry 2, Elliott 1, Hyde 1, Jones 1, \*Martinez 1, Clinton-Dix 0.5, Packers 40, Opponents 35

Passing	Att	Cmp	Yds	Cmp%	Yds/Att	TD	TD%	Int	Int%	LG	Sck/Yds	Rtg
A.Rodgers	610	401	4428	65.7	7.26	40	6.6	7	1.1	66t	35/246	104.2
Hundley	10	2	17	20.0	1.70	0	0.0	1	10.0	9	0/0	0.0
<b>Packers</b>	<b>620</b>	<b>403</b>	<b>4445</b>	<b>65.0</b>	<b>7.17</b>	<b>40</b>	<b>6.5</b>	<b>8</b>	<b>1.3</b>	<b>66t</b>	<b>35/246</b>	<b>102.3</b>
<b>Opponents</b>	<b>571</b>	<b>370</b>	<b>4603</b>	<b>64.8</b>	<b>8.06</b>	<b>32</b>	<b>5.6</b>	<b>17</b>	<b>3.0</b>	<b>73t</b>	<b>40/295</b>	<b>95.9</b>

Punt Returns	Ret	FC	Yds	Avg	Long	TD
Hyde	11	6	64	5.8	19	0
*T.Davis	9	11	115	12.8	55	0
Cobb	4	4	54	13.5	23	0
*Evans	1	0	0	0.0	0	0
Randall	1	0	2	2.0	2	0
<b>Packers</b>	<b>26</b>	<b>21</b>	<b>235</b>	<b>9.0</b>	<b>55</b>	<b>0</b>
<b>Opponents</b>	<b>16</b>	<b>18</b>	<b>151</b>	<b>9.4</b>	<b>20</b>	<b>0</b>

Kickoff Returns	No	Yds	Avg	Long	TD
Montgomery	18	366	20.3	40	0
Janis	6	119	19.8	28	0
*T.Davis	3	64	21.3	26	0
Michael	3	64	21.3	30	0
K.Davis	1	18	18.0	18	0
R.Rodgers	1	0	0.0	0	0
<b>Packers</b>	<b>32</b>	<b>631</b>	<b>19.7</b>	<b>40</b>	<b>0</b>
<b>Opponents</b>	<b>41</b>	<b>1080</b>	<b>26.3</b>	<b>99t</b>	<b>1</b>

\* - rookie

COMMUNITY

ADMIN. & COACHES

VETERANS

DRAFT & FREE AGENTS

2022 REVIEW

2016

LAMBEAU FIELD

MISC.



# 2017 7-9-0, .438, THIRD, NFC NORTH

Head Coach:	Mike McCarthy	GB	Opp	Attend	Site	Starting QB	Temp	
S 10	Seattle Seahawks	W	17	9	78,381	LF	A.Rodgers	71
S 17	@ Atlanta Falcons	L	23	34	70,826	MBS	A.Rodgers	78
S 24	Cincinnati Bengals	+W	27	24	78,323	LF	A.Rodgers	89
S 28	Chicago Bears	W	35	14	78,362	LF	A.Rodgers	65
O 8	@ Dallas Cowboys	W	35	31	93,329	ATS	A.Rodgers	dome
O 15	@ Minnesota Vikings	L	10	23	66,848	USS	A.Rodgers	dome
O 22	New Orleans Saints	L	17	26	78,380	LF	B.Hundley	52
N 6	Detroit Lions	L	17	30	77,575	LF	B.Hundley	35
N 12	@ Chicago Bears	W	23	16	61,285	SF	B.Hundley	39
N 19	Baltimore Ravens	L	0	23	77,945	LF	B.Hundley	28
N 26	@ Pittsburgh Steelers	L	28	31	62,147	HF	B.Hundley	38
D 3	Tampa Bay Buccaneers	+W	26	20	77,684	LF	B.Hundley	42
D 10	@ Cleveland Browns	+W	27	21	67,431	FES	B.Hundley	29
D 17	@ Carolina Panthers	L	24	31	74,447	BAS	A.Rodgers	51
D 23	Minnesota Vikings	L	0	16	78,092	LF	B.Hundley	10
D 31	@ Detroit Lions	L	11	35	62,501	FdF	B.Hundley	dome
		320		384		1,183,556		
Home: 4-4 (624,742)		Away: 3-5 (558,814)				+ — overtime		

	GB	Opp
<b>Total First Downs</b>	307	331
Rushing	99	95
Passing	176	211
Penalty	32	25
<b>Third Downs</b>	83/211	89/208
Efficiency	39.3	42.8
<b>Fourth Downs</b>	15/28	8/10
Efficiency	53.6	80.0
<b>Possession Avg.</b>	28:47	31:13
<b>Total Net Yards</b>	4891	5582
Avg. Per Game	305.7	348.9
Total Plays	999	1014
Avg. Per Play	4.9	5.5
<b>Net Yards Rushing</b>	1724	1793
Avg. Per Game	107.8	112.1
Total Rushes	386	464
<b>Net Yards Passing</b>	3167	3789
Avg. Per Game	197.9	236.8
Sacked/Yards Lost	51/365	37/252
Gross Yards	3532	4041
Att./Completions	562/352	513/348
Completion Pct.	62.6	67.8
Had Intercepted	18	11
<b>Punts/Average</b>	71/44.4	67/43.0
Net Punting Avg.	41.6	38.1
<b>Penalties/Yards</b>	96/789	94/832
<b>Fumbles/Ball Lost</b>	14/7	20/11
<b>Touchdowns</b>	40	42
Rushing	13	10
Passing	25	30
Returns	2	2

By Quarter	Q1	Q2	Q3	Q4	OT	Pts
Packers	78	61	47	119	15	320
Opponents	71	130	73	110	0	384

	Rushing	No	Yds	Avg	Long	TD
*Williams	153	556	3.6	25	4	
*A.Jones	81	448	5.5	46	4	
Montgomery	71	273	3.8	37	3	
Hundley	36	270	7.5	24	2	
A.Rodgers	24	126	5.3	18	0	
Cobb	9	17	1.9	10	0	
Davis	2	13	6.5	9	0	
Ripkowski	5	13	2.6	4	0	
Whitehead	1	7	7.0	7	0	
*Mays	4	1	0.3	2	0	
<b>Packers</b>	<b>386</b>	<b>1724</b>	<b>4.5</b>	<b>46</b>	<b>13</b>	
<b>Opponents</b>	<b>464</b>	<b>1793</b>	<b>3.9</b>	<b>37</b>	<b>10</b>	

NFC North	W	L	T	Pct	Pts	OP
Minnesota	13	3	0	.813	382	252
Detroit	9	7	0	.563	410	376
<b>Green Bay</b>	<b>7</b>	<b>9</b>	<b>0</b>	<b>.438</b>	<b>320</b>	<b>384</b>
Chicago	5	11	0	.313	264	320

	Receiving	No	Yds	Avg	Long	TD
D.Adams	74	885	12.0	55	10	
Cobb	66	653	9.9	46	4	
Nelson	53	482	9.1	58	2	
*Williams	25	262	10.5	54	2	
Bennett	24	233	9.7	33	0	
Allison	23	253	11.0	72	0	
Montgomery	23	173	7.5	23	1	
Kendricks	18	203	11.3	51	1	
R.Rodgers	12	160	13.3	36	1	
*A.Jones	9	22	2.4	9	0	
Ripkowski	7	39	5.6	12	0	
Davis	5	70	14.0	29	0	
*M.Clark	4	41	10.3	19	0	
*Mays	3	0	0.0	1	0	
*Byrd	2	31	15.5	29	0	
Janis	2	12	6.0	12	0	
Hundley	1	10	10.0	10	0	
Kerridge	1	3	3.0	3	0	
<b>Packers</b>	<b>352</b>	<b>3532</b>	<b>10.0</b>	<b>72</b>	<b>25</b>	
<b>Opponents</b>	<b>348</b>	<b>4041</b>	<b>11.6</b>	<b>71</b>	<b>30</b>	

**Sacks:** Matthews 7.5, Perry 7, Daniels 5, K.Clark 4.5, Fackrell 3, \*J.Jones 2, Lowry 2, Brooks 1.5, Gilbert 1, House 1, Martinez 1, Ryan 1, J.Thomas 0.5, Packers 37, Opponents 51

\* — rookie

Packing	Att	Cmp	Yds	Cmp%	Yds/Att	TD	TD%	Int	Int%	LG	Sck/Yds	Rtng
Hundley	316	192	1836	60.8	5.81	9	2.8	12	3.8	55	29/197	70.6
A.Rodgers	238	154	1675	64.7	7.04	16	6.7	6	2.5	72	22/168	97.2
Callahan	7	5	11	71.4	1.57	0	0.0	0	0.0	9	0/0	74.1
Cobb	1	1	10	100.0	10.00	0	0.0	0	0.0	10	0/0	108.3
<b>Packers</b>	<b>562</b>	<b>352</b>	<b>3532</b>	<b>62.6</b>	<b>6.28</b>	<b>25</b>	<b>4.4</b>	<b>18</b>	<b>3.2</b>	<b>72</b>	<b>51/365</b>	<b>81.9</b>
<b>Opponents</b>	<b>513</b>	<b>348</b>	<b>4041</b>	<b>67.8</b>	<b>7.88</b>	<b>30</b>	<b>5.8</b>	<b>11</b>	<b>2.1</b>	<b>71</b>	<b>37/252</b>	<b>102.0</b>

Scoring	TD	Ru	Pa	Rt	PAT	FG	S	Pts
Crosby	0	0	0	0	33/35	15/19	0	78
D.Adams	10	0	10	0				60
Nelson	6	0	6	0				36
*Williams	6	4	2	0				36
Cobb	4	0	4	0				26
*A.Jones	4	4	0	0				24
Montgomery	4	3	1	0				24
Hundley	2	2	0	0				12
Kendricks	1	0	1	0				6
Lowry	1	0	0	1				6
Randall	1	0	0	1				6
R.Rodgers	1	0	1	0				6
<b>Packers</b>	<b>40</b>	<b>13</b>	<b>25</b>	<b>33/35</b>	<b>15/19</b>	<b>0</b>	<b>320</b>	
<b>Opponents</b>	<b>42</b>	<b>10</b>	<b>30</b>	<b>28/40</b>	<b>30/33</b>	<b>0</b>	<b>384</b>	

Field Goals	1-19	20-29	30-39	40-49	50+
Crosby	0/0	8/8	2/4	4/4	1/3
<b>Packers</b>	<b>0/0</b>	<b>8/8</b>	<b>2/4</b>	<b>4/4</b>	<b>1/3</b>
<b>Opponents</b>	<b>1/1</b>	<b>6/6</b>	<b>10/10</b>	<b>9/11</b>	<b>4/5</b>

**Crosby:** (40G)(28G)(28G,27G)(22G)(26G)  
 (59N,46G)(38B,35G)(40G,24G,50G,35N)(57N)  
 (37G,22G)(28G)(41G)  
**Opponents:** (33G,21G,41G)(51G,53G)  
 (48N,46G)(47N)(43G)(36G,34G,53G)(28G,44G)  
 (55N,44G,19G,31G)(45G,44G,49G)(32G,39G,23G)  
 (53G)(36G,30G)(33G)(49G,20G,27G)(28G,30G)

Interceptions	No	Yds	Avg	Long	TD
Randall	4	35	8.8	21	1
Clinton-Dix	3	5	1.7	3	0
Brice	1	11	11.0	11	0
Martinez	1	3	3.0	3	0
House	1	0	0.0	0	0
*J.Jones	1	0	0.0	0	0
<b>Packers</b>	<b>11</b>	<b>54</b>	<b>4.9</b>	<b>21</b>	<b>1</b>
<b>Opponents</b>	<b>18</b>	<b>195</b>	<b>10.8</b>	<b>75</b>	<b>1</b>

Punting	No	Yds	Avg	TB	In	Lg	B
Vogel	71	3155	44.4	2	19	62	0
<b>Packers</b>	<b>71</b>	<b>3155</b>	<b>44.4</b>	<b>2</b>	<b>19</b>	<b>62</b>	<b>0</b>
<b>Opponents</b>	<b>67</b>	<b>2884</b>	<b>43.0</b>	<b>2</b>	<b>35</b>	<b>59</b>	<b>0</b>

Punt Returns	Ret	FC	Yds	Avg	Long	TD
Davis	24	22	289	12.0	65	0
Allison	1	0	0	0.0	0	0
*Brown	1	0	0	0.0	0	0
Whitehead	1	0	0	0.0	0	0
<b>Packers</b>	<b>27</b>	<b>22</b>	<b>289</b>	<b>10.7</b>	<b>65</b>	<b>0</b>
<b>Opponents</b>	<b>29</b>	<b>24</b>	<b>164</b>	<b>5.7</b>	<b>28</b>	<b>0</b>

Kickoff Returns	No	Yds	Avg	Long	TD
Davis	31	707	22.8	34	0
Janis	3	43	14.3	17	0
Fackrell	1	11	11.0	11	0
<b>Packers</b>	<b>35</b>	<b>761</b>	<b>21.7</b>	<b>34</b>	<b>0</b>
<b>Opponents</b>	<b>30</b>	<b>665</b>	<b>22.2</b>	<b>43</b>	<b>0</b>

Primary Starters			
WR	J.Nelson	DT	M.Daniels
LT	D.Bakhtiari	NT	K.Clark
LG	L.Taylor	DE	D.Lowry
C	C.Linsley	LOLB	C.Matthews
RG	J.Evans	ILB	J.Ryan
RT	B.Bulaga	ILB	B.Martinez
TE	L.Kendricks	ROLB	N.Perry
WR	R.Cobb	LCB	D.House
WR	D.Adams	RCB	D.Randall
QB	B.Hundley		*K.King
	A.Rodgers	SS	M.Burnett
RB	J.Williams	FS	H.Clinton-Dix

COMMUNITY  
ADMIN. & COACHES  
VETERANS  
DRAFT & FREE AGENTS  
REVIEW  
2022  
2017

LAMBEAU FIELD

MISC.

Head Coach:	Mike McCarthy #	GB	Opp	Attend	Site	Starting QB	Temp
S 9	Chicago Bears.....	W	24	23	78,282	LF	A.Rodgers 62
S 16	Minnesota Vikings.....	+T	29	29	78,461	LF	A.Rodgers 80
S 23	@ Washington Redskins.....	L	17	31	59,827	FxF	A.Rodgers 62
S 30	Buffalo Bills.....	W	22	0	78,312	LF	A.Rodgers 49
O 7	@ Detroit Lions.....	L	23	31	63,405	FD	A.Rodgers dome
O 15	San Francisco 49ers.....	W	33	30	77,642	LF	A.Rodgers 37
O 28	@ Los Angeles Rams.....	L	27	29	75,822	LAC	A.Rodgers 82
N 4	@ New England Patriots.....	L	17	31	65,878	GS	A.Rodgers 40
N 11	Miami Dolphins.....	W	31	12	78,076	LF	A.Rodgers 33
N 15	@ Seattle Seahawks.....	L	24	27	69,007	CF	A.Rodgers 54
N 25	@ Minnesota Vikings.....	L	17	24	66,872	USS	A.Rodgers dome
D 2	Arizona Cardinals.....	L	17	20	77,234	LF	A.Rodgers 34
D 9	Atlanta Falcons.....	W	34	20	77,329	LF	A.Rodgers 25
D 16	@ Chicago Bears.....	L	17	24	62,372	SF	A.Rodgers 45
D 23	@ New York Jets.....	+W	44	38	77,982	MLS	A.Rodgers 43
D 30	Detroit Lions.....	L	0	31	77,341	LF	A.Rodgers 26
			376	400	1,163,842		

Home: 5-2-1 (622,677) Away: 1-7 (541,165) + - overtime  
 # — Joe Philbin served as interim head coach for last four games of season

Scoring	TD	Ru	Pa	Rt	PAT	FG	S	PTS
Crosby	0	0	0	0	34/36	30/37	0	124
D.Adams	13	0	13	0	0	0	0	80
A.Jones	9	8	1	0	0	0	0	54
J.Williams	3	3	0	0	0	0	0	20
Rodgers	2	2	0	0	0	0	0	14
Allison	2	0	2	0	0	0	0	12
Cobb	2	0	2	0	0	0	0	12
Graham	2	0	2	0	0	0	0	12
*Valdes-Scantling	2	0	2	0	0	0	0	12
Breeland	1	0	0	1	0	0	0	6
*J.Jackson	1	0	0	1	0	0	0	6
Kendricks	1	0	1	0	0	0	0	6
Kumerow	1	0	1	0	0	0	0	6
Montgomery	1	1	0	0	0	0	0	6
Tonyan	1	0	1	0	0	0	0	6
Packers	41	14	25	2	34/36	30/37	1	400
Opponents	47	15	30	2	43/44	23/31	1	400

2-Pt Conversions: D.Adams, Rodgers, J.Williams, Packers 3-4, Opponents 2-3

Field Goals	1-19	20-29	30-39	40-49	50+
Crosby	0/0	4/4	10/11	11/15	5/7
Packers	0/0	0/0	4/4	10/11	11/15
Opponents	0/0	0/0	4/4	9/10	10/14
Crosby:	(42G)(37G,40G,31G,48G,36G,52N)				
(41G)(52G,36G,52G)(41N,42N,38N,56N,41G)					
(29G,39G,51G,27G)(41G,53G)(29G,38G)					
(47N,36G)(38G)(32G,49N)(50G,48G)					
(41G,43G,45G)(42G,29G,38G)(					
Opponents:	(26G,33G,32G)(48N,49N,35N)				
(35G)(39G,55N)(46G,44G,43G)(43G,34G)(28G)					
(37G,25G,47G,40G)(39G,43G)(48N,56N,37G)					
(44G,44G)(53N)(24G)(45N,33G)(43G)					

Interceptions	No	Yds	Avg	Long	TD
Clinton-Dix	3	25	8.3	24	0
Breeland	2	48	24.0	26	1
*Alexander	1	27	27.0	27	0
King	1	0	0.0	0	0
Packers	7	100	14.3	27	1
Opponents	4	51	12.8	27	1

Punting	No	Yds	Avg	TB	In	Lg	B
*Scott	71	3176	44.7	9	19	67	1
Packers	72	3176	44.1	9	19	67	1
Opponents	72	3258	45.3	2	28	64	1

Punt Returns	Ret	FC	Yds	Avg	Long	TD
T.Williams	12	10	83	6.9	23	0
Cobb	7	6	46	6.6	17	0
*Alexander	4	1	25	6.3	24	0
Davis	4	1	44	11.0	15	0
*J.Jackson	2	1	0	0.0	0	0
King	1	0	0	0.0	0	0
Packers	30	19	198	6.6	24	0
Opponents	20	27	206	10.3	44	0

Kickoff Returns	No	Yds	Avg	Long	TD
Montgomery	10	210	21.0	27	0
Breeland	10	173	17.3	21.6	38
*Moore	4	102	25.5	37	0
J.Williams	4	95	23.8	30	0
Patrick	2	23	11.5	15	0
Davis	2	20	20.0	20	0
*Valdes-Scantling	1	21	21.0	21	0
Packers	30	644	21.5	38	0
Opponents	40	1022	25.6	99	1

	GB	Opp	Rushing	No	Yds	Avg	Long	TD
<b>Total First Downs</b>	332	331	A.Jones	133	728	5.5	67	8
Rushing	98	100	J.Williams	121	464	3.8	20	3
Passing	208	199	Rodgers	43	269	6.3	23	2
Penalty	26	32	Montgomery	26	105	4.0	16	1
<b>Third Downs</b>	75/204	79/212	Kizer	5	39	7.8	12	0
Efficiency	36.8	37.3	*Valdes-Scantling	2	29	14.5	21	0
<b>Fourth Downs</b>	10/20	12/18	*Greene	1	26	26.0	26	0
Efficiency	50.0	66.7	*St. Brown	1	5	5.0	5	0
<b>Possession Avg.</b>	29.38	30.22	Bibbs	1	2	2.0	2	0
<b>Total Net Yards</b>	5905	5670	<b>Packers</b>	<b>333</b>	<b>1667</b>	<b>5.0</b>	<b>67</b>	<b>14</b>
Avg. Per Game	369.1	354.4	<b>Opponents</b>	<b>446</b>	<b>1918</b>	<b>4.3</b>	<b>41</b>	<b>15</b>
Total Plays	1026	1017	<b>NFC North</b>					
Avg. Per Play	5.8	5.6	<b>W</b>	<b>L</b>	<b>T</b>	<b>Pct</b>	<b>Pts</b>	<b>OP</b>
<b>Net Yards Rushing</b>	1667	1918	Chicago	12	4	0.750	421	283
Avg. Per Game	104.2	119.9	Minnesota	8	7	1.531	360	341
Total Rushes	333	446	<b>Green Bay</b>	<b>6</b>	<b>9</b>	<b>.406</b>	<b>376</b>	<b>400</b>
<b>Net Yards Passing</b>	4238	3752	Detroit	6	10	0.375	324	360
Avg. Per Game	264.9	234.5	<b>Receiving</b>					
Sacked/Yards Lost	53/391	44/322	D.Adams	111	1386	12.5	57	13
Gross Yards	4629	4074	Graham	55	636	11.6	54	2
Att./Completions	640/392	527/336	*Valdes-Scantling	38	581	15.3	60	2
Completion Pct.	61.3	63.6	Cobb	38	383	10.1	75	2
Had Intercepted	4	7	J.Williams	27	210	7.8	26	0
<b>Punts/Average</b>	72/44.1	72/45.3	A.Jones	26	206	7.9	24	1
Net Punting Avg.	38.8	41.9	*St. Brown	21	328	15.6	54	0
<b>Penalties/Yards</b>	108/937	97/792	Allison	20	303	15.2	64	2
<b>Fumbles/Ball Lost</b>	22/11	18/8	Kendricks	19	170	8.9	22	1
<b>Touchdowns</b>	41	47	Montgomery	15	170	11.3	43	0
Rushing	14	15	Kumerow	8	103	12.9	49	1
Passing	25	30	Tonyan	4	77	19.3	54	1
Returns	2	2	Lewis	3	39	13.0	30	0
<b>By Quarter</b>	<b>Q1</b>	<b>Q2</b>	<b>Q3</b>	<b>Q4</b>	<b>OT</b>	<b>Pts</b>		
Packers	75	107	92	96	6	376		
Opponents	104	131	61	104	0	400		

Primary Starters			
WR	D.Adams	DE	D.Lowry
LT	D.Bakhtiari	NT	K.Clark
LG	L.Taylor	DE	M.Daniels
C	C.Linsley	OLB	C.Matthews
RG	B.Bell	ILB	B.Martinez
RT	B.Bulaga	ILB	A.Morrison
TE	J.Graham	OLB	N.Perry
WR	R.Cobb	K	Fackrell
QB	*M.Valdes-Scantling	CB	*J.Alexander
WR	A.Rodgers	CB	*J.Jackson
RB	A.Jones	S	K.Brice
	J.Williams	S	T.Williams

**Sacks:** Fackrell 10.5, Clark 6, Martinez 5, Matthews 3.5, Lowry 3, Gilbert 2.5, Daniels 2, M.Adams 1.5, Perry 1.5, Brice 1, Clinton-Dix 1, \*Greene 1, J.Jones 1, Morrison 1, Whitehead 1, \*Alexander 0.5, Packers 44, Opponents 53

Passing	Att	Cmp	Yds	Cmp%	Yds/Att	TD%	Int	Int%	LG	Sck/Yds	Rtng	
Rodgers	597	372	4442	62.3	7.44	25	4.2	2	0.3	751	49/353	97.6
Kizer	42	20	187	47.6	4.45	0	0.0	2	4.8	29	4/38	40.6
*Scott	1	0	0	0.0	0.00	0	0.0	0	0.0	---	0/0	39.5
<b>Packers</b>	<b>640</b>	<b>392</b>	<b>4629</b>	<b>61.3</b>	<b>7.23</b>	<b>25</b>	<b>3.9</b>	<b>4</b>	<b>0.6</b>	<b>751</b>	<b>53/391</b>	<b>93.7</b>
<b>Opponents</b>	<b>527</b>	<b>336</b>	<b>4074</b>	<b>63.8</b>	<b>7.73</b>	<b>30</b>	<b>5.7</b>	<b>7</b>	<b>1.3</b>	<b>751</b>	<b>44/322</b>	<b>100.9</b>

\* — rookie

COMMUNITY

ADMIN. & COACHES

VETERANS

DRAFT & FREE AGENTS

2022 REVIEW

2018

LAMBEAU FIELD

MISC.

# 2019 13-3-0, .813, FIRST, NFC NORTH

Head Coach: Matt LaFleur

	GB	Opp	Attend	Site	Starting QB	Temp
S 5 @ Chicago Bears	W 10	3	62,435	SF	A.Rodgers	65
S 15 Minnesota Vikings	W 21	16	78,416	LF	A.Rodgers	72
S 22 Denver Broncos	W 27	16	78,078	LF	A.Rodgers	69
S 26 Philadelphia Eagles	L 27	34	77,509	LF	A.Rodgers	60
O 6 @ Dallas Cowboys	W 34	24	93,024	ATS	A.Rodgers	dome
O 14 Detroit Lions	W 23	22	76,947	LF	A.Rodgers	43
O 20 Oakland Raiders	W 42	24	78,160	LF	A.Rodgers	55
O 27 @ Kansas City Chiefs	W 31	24	73,558	ArS	A.Rodgers	54
N 3 @ Los Angeles Chargers	L 11	26	25,435	DSP	A.Rodgers	79
N 10 Carolina Panthers	W 24	16	78,090	LF	A.Rodgers	34
N 24 @ San Francisco 49ers	L 8	37	71,500	LS	A.Rodgers	63
D 1 @ New York Giants	W 31	13	75,950	MLS	A.Rodgers	32
D 8 Washington Redskins	W 20	15	77,296	FxF	A.Rodgers	37
D 15 Chicago Bears	W 21	13	78,266	SF	A.Rodgers	11
D 23 @ Minnesota Vikings	W 23	10	67,157	USS	A.Rodgers	dome
D 29 @ Detroit Lions	W 23	20	62,840	FdF	A.Rodgers	dome
<hr/>						
376 313 1,154,661						

Home: 7-1 (622,762) Away: 6-2 (531,899)

## NFC Divisional Playoff

J 12 Seattle Seahawks	W 28	23	78,998	LF	A.Rodgers	23
-----------------------	------	----	--------	----	-----------	----

## NFC Championship

J 19 @ San Francisco 49ers	L 20	37	72,211	LS	A.Rodgers	58
----------------------------	------	----	--------	----	-----------	----

	GB	Opp	Rushing	No	Yds	Avg	Long	TD
<b>Total First Downs</b>	320	310	Jones	236	1084	4.6	56t	16
Rushing	90	99	J.Williams	107	460	4.3	45	1
Passing	190	191	Rodgers	46	183	4.0	17	1
Penalty	40	20	Lazard	1	21	21.0	21	0
<b>Third Downs</b>	73/203	75/197	Carson	6	14	2.3	7	0
Efficiency	36.0	38.1	*D.Williams	5	11	2.2	5	0
<b>Fourth Downs</b>	7/14	8/18	Ervin	1	10	10.0	10	0
Efficiency	50.0	44.4	Valdes-Scantling	2	9	4.5	9	0
<b>Possession Avg.</b>	31:28	28:33	Allison	1	7	7.0	7	0
<b>Total Net Yards</b>	5528	5642	Vitale	1	3	3.0	3	0
Avg. Per Game	345.5	352.6	Boyle	5	-7	-1.4	0	0
Total Plays	1020	998	<b>Packers</b>	<b>411</b>	<b>1795</b>	<b>4.4</b>	<b>56t</b>	<b>18</b>
Avg. Per Play	5.4	5.7	<b>Opponents</b>	<b>411</b>	<b>1921</b>	<b>4.7</b>	<b>75t</b>	<b>15</b>
<b>Net Yards Rushing</b>	1795	1921						
Avg. Per Game	112.2	120.1						
Total Rushes	411	411						
<b>Net Yards Passing</b>	3733	3721						
Avg. Per Game	233.3	232.6						
Sacked/Yards Lost	36/284	41/295						
Gross Yards	4017	4016						
Att./Completions	573/356	546/326						
Completion Pct.	62.1	59.7						
Had Intercepted	4	17						
<b>Punts/Average</b>	77/44.0	67/44.3						
Net Punting Avg.	39.9	41.9						
<b>Penalties/Yards</b>	100/774	97/968						
<b>Fumbles/Ball Lost</b>	15/9	19/8						
<b>Touchdowns</b>	44	34						
Rushing	18	15						
Passing	26	19						
Returns	0	0						

	W	L	T	Pct	Pts	OP
<b>NFC North</b>						
Green Bay	13	3	0	.813	376	313
Minnesota	10	6	0	.625	391	303
Chicago	8	8	0	.500	264	298
Detroit	3	12	1	.219	320	423

	No	Yds	Avg	Long	TD
<b>Receiving</b>					
D.Adams	83	997	12.0	58	5
Jones	49	474	9.7	67t	3
J.Williams	39	253	6.5	17	5
Graham	38	447	11.8	48	3
Lazard	35	477	13.6	43	3
Allison	34	287	8.4	31	2
Valdes-Scantling	26	452	17.4	74t	2
Lewis	15	156	10.4	25	1
Kumerow	12	219	18.3	49	1
Tonyan	10	100	10.0	28	1
Vitale	7	97	13.9	27	0
Carson	4	18	4.5	8	0
Ervin	2	11	5.5	6	0
Davis	1	28	28.0	28	0
*Shepherd	1	1	1.0	1	0
<b>Opponents</b>	<b>356</b>	<b>4017</b>	<b>11.3</b>	<b>74t</b>	<b>26</b>
<b>Opponents</b>	<b>326</b>	<b>4016</b>	<b>12.3</b>	<b>66</b>	<b>19</b>

**Sacks:** Z.Smith 13.5, P.Smith 12, Clark 6, Martinez 3, \*Gary 2, Lancaster 1.5, Amos 1, Fackrell 1, King 1, Packers 41, Opponents 36

\* - rookie

## Primary Starters

WR	D.Adams	DE	D.Lowry
LT	D.Bakhtiari	NT	K.Clark
LG	*E.Jenkins	DE	T.Lancaster
C	C.Linsley	OLB	P.Smith
RG	B.Turner	ILB	B.Martinez
RT	B.Bulaga	ILB	B.Goodson
TE	J.Graham	OLB	Z.Smith
TE	M.Lewis	CB	J.Alexander
WR	M.Valdes-Scantling	CB	K.King
QB	A.Rodgers	S	A.Amos
RB	A.Jones	S	*D.Savage

	Passing	Att	Cmp	Yds	Cmp%	Yds/Att	TD	TD%	Int	Int%	LG	Sck/Yds	Rtng
Rodgers	569	353	4002	62.0	7.03	26	4.6	4	0.7	74t	36/284	95.4	
Boyle	4	3	15	75.0	3.75	0	0.0	0	0.0	7	0/0	80.2	
<b>Packers</b>	<b>573</b>	<b>356</b>	<b>4017</b>	<b>62.1</b>	<b>7.01</b>	<b>26</b>	<b>4.5</b>	<b>4</b>	<b>0.7</b>	<b>74t</b>	<b>36/284</b>	<b>95.3</b>	
<b>Opponents</b>	<b>546</b>	<b>326</b>	<b>4016</b>	<b>59.7</b>	<b>7.36</b>	<b>19</b>	<b>3.5</b>	<b>17</b>	<b>3.1</b>	<b>66</b>	<b>41/295</b>	<b>81.1</b>	

Scoring	TD	Ru	Pa	Rt	PAT	FG	S	PTS
Jones	19	16	3	0	0	0	114	
Crosby	0	0	0	0	40/41	22/24	0	106
J.Williams	6	1	5	0	0	0	36	
D.Adams	5	0	5	0	0	0	32	
Graham	3	0	3	0	0	0	18	
Lazard	3	0	3	0	0	0	18	
Allison	2	0	2	0	0	0	14	
Valdes-Scantling	2	0	2	0	0	0	12	
Rodgers	1	0	0	0	0	0	8	
Kumerow	1	0	1	0	0	0	6	
Lewis	1	0	1	0	0	0	6	
Tonyan	1	0	1	0	0	0	6	
<b>Packers</b>	<b>44</b>	<b>18</b>	<b>26</b>	<b>40/41</b>	<b>22/24</b>	<b>0</b>	<b>376</b>	
<b>Opponents</b>	<b>34</b>	<b>15</b>	<b>19</b>	<b>0</b>	<b>28/31</b>	<b>27/32</b>	<b>0</b>	<b>313</b>

Field Goals	1-19	20-29	30-39	40-49	50+				
Crosby	1/1	2/2	11/11	7/8	1/2				
<b>Packers</b>	<b>1/1</b>	<b>2/2</b>	<b>11/11</b>	<b>7/8</b>	<b>1/2</b>				
<b>Opponents</b>	<b>0/0</b>	<b>9/9</b>	<b>6/7</b>	<b>7/9</b>	<b>5/7</b>				
<b>Crosby:</b>	<b>(39G)</b>	<b>(42G,41G,45N)</b>	<b>(30G,31G)</b>	<b>(20G,38G)</b>	<b>(37G,48G,23G)</b>	<b>(35G)</b>	<b>(54G)</b>	<b>(47G)</b>	<b>(0)47G</b>
<b>Opponents:</b>	<b>(38G)</b>	<b>(47N,31G)</b>	<b>(30G)</b>	<b>(54N,36G,33N)</b>	<b>(26G,22G,41G,51G,54G)</b>	<b>(45G)</b>	<b>(50N,28G)</b>	<b>(29G,40G,34G,43G,44N)</b>	<b>(50G)</b>
	<b>(29G,27G,48G)</b>	<b>(27G,45G)</b>	<b>(52G)</b>	<b>(30G,27G)</b>	<b>(23G)</b>	<b>(42G,56G)</b>			

Interceptions	No	Yds	Avg	Long	TD
King	5	54	10.8	39	0
Alexander	2	37	18.5	37	0
*Savage	2	37	18.5	28	0
Amos	2	12	6.0	9	0
Tr.Williams	2	-4	-2.0	0	0
Martinez	1	22	22.0	22	0
Lowry	1	7	7.0	7	0
Sullivan	1	7	7.0	7	0
P.Smith	1	5	5.0	5	0
<b>Packers</b>	<b>17</b>	<b>177</b>	<b>10.4</b>	<b>39</b>	<b>0</b>
<b>Opponents</b>	<b>4</b>	<b>87</b>	<b>21.8</b>	<b>55</b>	<b>0</b>

Punting	No	Yds	Avg	TB	In	Lq	B
Scott	77	3386	44.0	4	29	66	0
<b>Packers</b>	<b>77</b>	<b>3386</b>	<b>44.0</b>	<b>4</b>	<b>29</b>	<b>66</b>	<b>0</b>
<b>Opponents</b>	<b>67</b>	<b>2968</b>	<b>44.3</b>	<b>3</b>	<b>26</b>	<b>59</b>	<b>0</b>

Punt Returns	Ret	FC	Yds	Avg	Long	TD
Ervin	11	10	106	9.6	18	0
T.Smith	4	3	0	0.0	3	0
Davis	3	7	1	0.3	1	0
*Shepherd	2	11	-9	-4.5	0	0
<b>Packers</b>	<b>20</b>	<b>31</b>	<b>98</b>	<b>4.9</b>	<b>18</b>	<b>0</b>
<b>Opponents</b>	<b>26</b>	<b>25</b>	<b>233</b>	<b>9.0</b>	<b>32</b>	<b>0</b>

Kickoff Returns	No	Yds	Avg	Long	TD
T.Smith	13	303	23.3	36	0
Ervin	6	160	26.7	45	0
*Shepherd	9	147	16.3	21	0
Sullivan	3	48	16.0	19	0
J.Williams	1	9	9.0	9	0
<b>Packers</b>	<b>32</b>	<b>667</b>	<b>20.8</b>	<b>45</b>	<b>0</b>
<b>Opponents</b>	<b>29</b>	<b>702</b>	<b>24.2</b>	<b>67</b>	<b>0</b>

COMMUNITY

ADMIN. & COACHES

VETERANS

DRAFT & FREE AGENTS

REVIEW

2022

2019

LAMBEAU FIELD

MISC.

# 13-3-0, .813, FIRST, NFC NORTH 2020

Head Coach: Matt LaFleur		GB	Opp	Attend	Site	Starting QB	Temp
S 13	@ Minnesota Vikings	W	43	34	0	USS	A.Rodgers dome
S 20	Detroit Lions	W	42	21	0	LF	A.Rodgers 66
S 27	@ New Orleans Saints	W	37	30	748	MBD	A.Rodgers dome
O 5	Atlanta Falcons	W	30	16	0	LF	A.Rodgers 53
O 18	@ Tampa Bay Buccaneers	L	10	38	15,540	RJS	A.Rodgers 88
O 25	@ Houston Texans	W	35	20	12,618	NRG	A.Rodgers dome
N 1	Minnesota Vikings	L	22	28	0	LF	A.Rodgers 34
N 5	@ San Francisco 49ers	W	34	17	0	LS	A.Rodgers 78
N 15	Jacksonville Jaguars	W	24	20	0	LF	A.Rodgers 38
N 22	@ Indianapolis Colts	+L	31	34	12,495	LOS	A.Rodgers dome
N 29	Chicago Bears	W	41	25	0	LF	A.Rodgers 37
D 6	Philadelphia Eagles	W	30	16	0	LF	A.Rodgers 34
D 13	@ Detroit Lions	W	31	24	0	FdF	A.Rodgers dome
D 19	Carolina Panthers	W	24	16	0	LF	A.Rodgers 33
D 27	Tennessee Titans	W	40	14	0	LF	A.Rodgers 28
J 3	@ Chicago Bears	W	35	16	0	SF	A.Rodgers 32
		509	369	41,401			
<b>Home:</b> 7-1 (0)		<b>Away:</b> 6-2 (41,401)					
<b>NFC Divisional Playoff</b>							
J 16	Los Angeles Rams	W	32	18	7,439	LF	A.Rodgers 35
<b>NFC Championship</b>							
J 24	Tampa Bay Buccaneers	L	26	31	7,772	LF	A.Rodgers 29

	GB	Opp	Rushing	No	Yds	Avg	Long	TD	
<b>Total First Downs</b>	358	332	Jones	201	1104	5.5	771	9	
Rushing	114	119	J.Williams	119	505	4.2	25	2	
Passing	216	184	*Dillon	46	242	5.3	30t	2	
Penalty	28	29	Rodgers	38	149	3.9	14	3	
<b>Third Downs</b>	89/180	73/185	Ervin	13	67	5.2	21	0	
Efficiency	49.4	39.5	Lazard	2	17	8.5	19	0	
<b>Fourth Downs</b>	13/21	14/24	Valdes-Scantling	4	13	3.3	9	0	
Efficiency	61.9	58.3	M.Taylor	1	9	9.0	9	0	
<b>Possession Avg.</b>	32:29	27:31	D.Williams	2	8	4.0	5	0	
<b>Total Net Yards</b>	6224	5344	St. Brown	1	7	7.0	7	0	
Avg. Per Game	389.0	334.0	Lovett	3	6	2.0	4	0	
Total Plays	990	974	Boyle	13	-9	-0.7	0	0	
Avg. Per Play	6.3	5.5	<b>Packers</b>	<b>443</b>	<b>2118</b>	<b>4.8</b>	<b>771</b>	<b>16</b>	
<b>Net Yards Rushing</b>	2118	1805	<b>Opponents</b>	<b>397</b>	<b>1805</b>	<b>4.5</b>	<b>57</b>	<b>16</b>	
Avg. Per Game	132.4	112.8	<b>NFC North</b>						
Total Rushes	443	397	<b>Green Bay</b>	<b>13</b>	<b>3</b>	<b>0</b>	<b>.813</b>	<b>509</b>	<b>369</b>
<b>Net Yards Passing</b>	4106	3539	Chicago	8	8	0	500	372	370
Avg. Per Game	256.6	221.2	Minnesota	7	9	0	438	430	475
Sacked/Yards Lost	21/193	41/254	Detroit	5	11	0	313	333	519
Gross Yards	4299	3793	<b>Receiving</b>						
Att./Completion	526/372	536/364	D.Adams	115	1374	11.9	56t	18	
Completion Pct.	70.7	64.6	Tonyan	52	586	11.3	45	11	
Had Intercepted	5	11	Jones	47	355	7.6	30	2	
<b>Punts/Average</b>	47/44.5	56/44.8	Valdes-Scantling	33	690	20.9	78t	6	
Net Punting Avg.	37.0	42.0	Lazard	33	451	13.7	72	3	
<b>Penalties/Yards</b>	84/684	79/734	J.Williams	31	236	7.6	29	1	
<b>Fumbles/Ball Lost</b>	11/6	15/7	Sternberger	12	114	9.5	27	1	
<b>Touchdowns</b>	66	42	Ervin	11	84	7.6	24	0	
Rushing	16	16	Lewis	10	107	10.7	36	3	
Passing	48	23	St. Brown	7	117	16.7	24	1	
Returns	2	3	M.Taylor	5	66	13.2	26	1	
<b>By Quarter</b>									
	Q1	Q2	Q3	Q4	OT	Pts			
Packers	80	219	103	107	0	509			
Opponents	71	92	82	121	3	369			

	GB	Opp	Rushing	No	Yds	Avg	Long	TD	
<b>Total First Downs</b>	358	332	Jones	201	1104	5.5	771	9	
Rushing	114	119	J.Williams	119	505	4.2	25	2	
Passing	216	184	*Dillon	46	242	5.3	30t	2	
Penalty	28	29	Rodgers	38	149	3.9	14	3	
<b>Third Downs</b>	89/180	73/185	Ervin	13	67	5.2	21	0	
Efficiency	49.4	39.5	Lazard	2	17	8.5	19	0	
<b>Fourth Downs</b>	13/21	14/24	Valdes-Scantling	4	13	3.3	9	0	
Efficiency	61.9	58.3	M.Taylor	1	9	9.0	9	0	
<b>Possession Avg.</b>	32:29	27:31	D.Williams	2	8	4.0	5	0	
<b>Total Net Yards</b>	6224	5344	St. Brown	1	7	7.0	7	0	
Avg. Per Game	389.0	334.0	Lovett	3	6	2.0	4	0	
Total Plays	990	974	Boyle	13	-9	-0.7	0	0	
Avg. Per Play	6.3	5.5	<b>Packers</b>	<b>443</b>	<b>2118</b>	<b>4.8</b>	<b>771</b>	<b>16</b>	
<b>Net Yards Rushing</b>	2118	1805	<b>Opponents</b>	<b>397</b>	<b>1805</b>	<b>4.5</b>	<b>57</b>	<b>16</b>	
Avg. Per Game	132.4	112.8	<b>NFC North</b>						
Total Rushes	443	397	<b>Green Bay</b>	<b>13</b>	<b>3</b>	<b>0</b>	<b>.813</b>	<b>509</b>	<b>369</b>
<b>Net Yards Passing</b>	4106	3539	Chicago	8	8	0	500	372	370
Avg. Per Game	256.6	221.2	Minnesota	7	9	0	438	430	475
Sacked/Yards Lost	21/193	41/254	Detroit	5	11	0	313	333	519
Gross Yards	4299	3793	<b>Receiving</b>						
Att./Completion	526/372	536/364	D.Adams	115	1374	11.9	56t	18	
Completion Pct.	70.7	64.6	Tonyan	52	586	11.3	45	11	
Had Intercepted	5	11	Jones	47	355	7.6	30	2	
<b>Punts/Average</b>	47/44.5	56/44.8	Valdes-Scantling	33	690	20.9	78t	6	
Net Punting Avg.	37.0	42.0	Lazard	33	451	13.7	72	3	
<b>Penalties/Yards</b>	84/684	79/734	J.Williams	31	236	7.6	29	1	
<b>Fumbles/Ball Lost</b>	11/6	15/7	Sternberger	12	114	9.5	27	1	
<b>Touchdowns</b>	66	42	Ervin	11	84	7.6	24	0	
Rushing	16	16	Lewis	10	107	10.7	36	3	
Passing	48	23	St. Brown	7	117	16.7	24	1	
Returns	2	3	M.Taylor	5	66	13.2	26	1	
<b>By Quarter</b>									
	Q1	Q2	Q3	Q4	OT	Pts			
Packers	80	219	103	107	0	509			
Opponents	71	92	82	121	3	369			

Primary Starters			
WR	D.Adams	DE	D.Lowry
LT	D.Bakhtiari	NT	K.Clark
LG	E.Jenkins	DE	K.Keke
C	C.Linsley	OLB	P.Smith
RG	L.Patrick	ILB	C.Kirksey
RT	B.Turner	ILB	*K.Barnes
TE	M.Lewis	OLB	Z.Smith
	R.Tonyan	CB	J.Alexander
WR	M.Valdes-Scantling	CB	K.King
WR	A.Lazard	S	A.Amos
QB	A.Rodgers	S	D.Savage
RB	A.Jones	S	

	GB	Opp	Rushing	No	Yds	Avg	Long	TD	
<b>Total First Downs</b>	358	332	Jones	201	1104	5.5	771	9	
Rushing	114	119	J.Williams	119	505	4.2	25	2	
Passing	216	184	*Dillon	46	242	5.3	30t	2	
Penalty	28	29	Rodgers	38	149	3.9	14	3	
<b>Third Downs</b>	89/180	73/185	Ervin	13	67	5.2	21	0	
Efficiency	49.4	39.5	Lazard	2	17	8.5	19	0	
<b>Fourth Downs</b>	13/21	14/24	Valdes-Scantling	4	13	3.3	9	0	
Efficiency	61.9	58.3	M.Taylor	1	9	9.0	9	0	
<b>Possession Avg.</b>	32:29	27:31	D.Williams	2	8	4.0	5	0	
<b>Total Net Yards</b>	6224	5344	St. Brown	1	7	7.0	7	0	
Avg. Per Game	389.0	334.0	Lovett	3	6	2.0	4	0	
Total Plays	990	974	Boyle	13	-9	-0.7	0	0	
Avg. Per Play	6.3	5.5	<b>Packers</b>	<b>443</b>	<b>2118</b>	<b>4.8</b>	<b>771</b>	<b>16</b>	
<b>Net Yards Rushing</b>	2118	1805	<b>Opponents</b>	<b>397</b>	<b>1805</b>	<b>4.5</b>	<b>57</b>	<b>16</b>	
Avg. Per Game	132.4	112.8	<b>NFC North</b>						
Total Rushes	443	397	<b>Green Bay</b>	<b>13</b>	<b>3</b>	<b>0</b>	<b>.813</b>	<b>509</b>	<b>369</b>
<b>Net Yards Passing</b>	4106	3539	Chicago	8	8	0	500	372	370
Avg. Per Game	256.6	221.2	Minnesota	7	9	0	438	430	475
Sacked/Yards Lost	21/193	41/254	Detroit	5	11	0	313	333	519
Gross Yards	4299	3793	<b>Receiving</b>						
Att./Completion	526/372	536/364	D.Adams	115	1374	11.9	56t	18	
Completion Pct.	70.7	64.6	Tonyan	52	586	11.3	45	11	
Had Intercepted	5	11	Jones	47	355	7.6	30	2	
<b>Punts/Average</b>	47/44.5	56/44.8	Valdes-Scantling	33	690	20.9	78t	6	
Net Punting Avg.	37.0	42.0	Lazard	33	451	13.7	72	3	
<b>Penalties/Yards</b>	84/684	79/734	J.Williams	31	236	7.6	29	1	
<b>Fumbles/Ball Lost</b>	11/6	15/7	Sternberger	12	114	9.5	27	1	
<b>Touchdowns</b>	66	42	Ervin	11	84	7.6	24	0	
Rushing	16	16	Lewis	10	107	10.7	36	3	
Passing	48	23	St. Brown	7	117	16.7	24	1	
Returns	2	3	M.Taylor	5	66	13.2	26	1	
<b>By Quarter</b>									
	Q1	Q2	Q3	Q4	OT	Pts			
Packers	80	219	103	107	0	509			
Opponents	71	92	82	121	3	369			

Scoring	TD	Ru	Pa	Rt	PAT	FG	S	PTS
D.Adams	18	0	18	0	0	0	108	0
Crosby	0	0	0	59/63	16/16	0	107	0
Jones	11	9	2	0	0	0	66	0
Tonyan	11	0	11	0	0	0	66	0
Valdes-Scantling	6	0	6	0	0	0	36	0
J.Williams	3	2	1	0	0	0	22	0
Lazard	3	0	3	0	0	0	18	0
Lewis	3	0	3	0	0	0	18	0
Rodgers	3	3	0	0	0	0	18	0
*Dillon	2	2	0	0	0	0	12	0
*Dafney	1	0	1	0	0	0	6	0
P.Smith	1	0	0	1	0	0	6	0



# 2021 13-4-0, .765, FIRST, NFC NORTH

**Head Coach:** Matt LaFleur

	GB	Opp	Attend	Site	Starting QB	Temp	
S 12 @ New Orleans Saints	L	3	38	35,242	TBF	Aa.Rodgers	83
S 20 Detroit Lions	W	35	17	77,240	LF	Aa.Rodgers	73
S 26 @ San Francisco 49ers	W	30	28	69,853	LS	Aa.Rodgers	69
O 3 Pittsburgh Steelers	W	27	17	78,281	LF	Aa.Rodgers	67
O 10 @ Cincinnati Bengals	+W	25	22	64,195	PBS	Aa.Rodgers	80
O 17 @ Chicago Bears	W	24	14	62,332	SF	Aa.Rodgers	62
O 24 Washington Football Team	W	24	10	78,219	LF	Aa.Rodgers	50
O 28 @ Arizona Cardinals	W	24	21	63,966	SFS	Aa.Rodgers	86
N 7 @ Kansas City Chiefs	L	7	13	73,476	ArS	J.Love	72
N 14 Seattle Seahawks	W	17	0	78,235	LF	Aa.Rodgers	35
N 21 @ Minnesota Vikings	L	31	34	66,959	USS	Aa.Rodgers	dome
N 28 Los Angeles Rams	W	36	28	77,948	LF	Aa.Rodgers	37
D 12 Chicago Bears	W	45	30	78,273	LF	Aa.Rodgers	37
D 19 @ Baltimore Ravens	W	31	30	70,815	MTS	Aa.Rodgers	43
D 25 Cleveland Browns	W	24	22	77,901	LF	Aa.Rodgers	35
J 2 Minnesota Vikings	W	30	10	77,832	LF	Aa.Rodgers	11
J 9 @ Detroit Lions	L	37	37	56,735	FdF	Aa.Rodgers	dome
		450	371	1,187,232			+ - overtime

**Home:** 8-0 (623,929) **Away:** 5-4 (563,303)

**NFC Divisional Playoff**

J 22 San Francisco 49ers	L	10	13	79,132	LF	Aa.Rodgers	14
--------------------------	---	----	----	--------	----	------------	----

	GB	Opp	Rushing	No	Yds	Avg	Long	TD
<b>Total First Downs</b>	375	337	Dillon	187	803	4.3	36	5
Rushing	109	120	Jones	171	799	4.7	57	4
Passing	235	194	Aa.Rodgers	33	101	3.1	18	3
Penalty	31	23	P.Taylor	23	89	3.9	12	1
<b>Third Downs</b>	88/202	87/203	Lazard	3	32	10.7	14	0
Efficiency	43.6	42.9	Love	12	27	2.3	10	0
<b>Fourth Downs</b>	13/22	15/33	Hill	10	24	2.4	8	0
Efficiency	59.1	45.1	St. Brown	3	14	4.7	13	0
<b>Possession Avg.</b>	32:43	27:17	Am.Rodgers	1	11	11.0	11	0
<b>Total Net Yards</b>	6215	5579	Cobb	1	1	1.0	1	0
Avg. Per Game	365.6	328.2	Benkert	2	-1	-0.5	0	0
Total Plays	1072	1037	<b>Packers</b>	<b>446</b>	<b>1900</b>	<b>4.3</b>	<b>57</b>	<b>13</b>
Avg. Per Play	5.8	5.4	<b>Opponents</b>	<b>395</b>	<b>1855</b>	<b>4.7</b>	<b>38</b>	<b>13</b>

	GB	Opp	Rushing	No	Yds	Avg	Long	TD
<b>Net Yards Rushing</b>	1900	1855	Dillon	187	803	4.3	36	5
Avg. Per Game	111.8	109.1	Jones	171	799	4.7	57	4
Total Rushes	446	395	Aa.Rodgers	33	101	3.1	18	3
<b>Net Yards Passing</b>	4315	3724	P.Taylor	23	89	3.9	12	1
Avg. Per Game	253.8	219.1	Lazard	3	32	10.7	14	0
Sacked/Yards Lost	33/211	39/297	Love	12	27	2.3	10	0
Gross Yards	4526	4021	Hill	10	24	2.4	8	0
Att./Completions	593/402	603/379	St. Brown	3	14	4.7	13	0
Completion Pct.	67.8	62.9	Am.Rodgers	1	11	11.0	11	0
Had Intercepted	7	18	Cobb	1	1	1.0	1	0
<b>Punts/Average</b>	53/46.5	57/46.5	Alexander	1	30	30.0	30	0
Net Punting Avg.	40.0	41.9	Black	1	0	0.0	0	0
<b>Penalties/Yards</b>	69/678	88/718	King	1	0	0.0	0	0
<b>Fumbles/Ball Lost</b>	18/6	19/8	*Stokes	1	0	0.0	0	0
<b>Touchdowns</b>	54	45	<b>Packers</b>	<b>18</b>	<b>164</b>	<b>9.1</b>	<b>55</b>	<b>2</b>
Rushing	13	13	<b>Opponents</b>	<b>7</b>	<b>154</b>	<b>22.0</b>	<b>53</b>	<b>0</b>
Passing	39	31						
Returns	2	1						

By Quarter	Q1	Q2	Q3	Q4	OT	Pts
Packers	51	172	111	113	3	450
Opponents	84	121	48	118	0	371

**Primary Starters**

WR	D.Adams	DE	D.Lowry
LT	E.Jenkins	NT	K.Clark
LG	J.Runyan	OLB	P.Smith
C	L.Patrick	ILB	K.Barnes
RG	*R.Newman	ILB	D.Campbell
RT	B.Turner	OLB	R.Gary
TE	M.Lewis	CB	*E.Stokes
WR	A.Lazard	CB	R.Douglas
WR	M.Valdes-Scantling	CB	C.Sullivan
QB	Aa.Rodgers	S	A.Amos
RB	A.Jones	S	D.Savage

NFC North	W	L	T	Pct	Pts	OP
Green Bay	13	4	0	.765	450	371
Minnesota	8	9	0	.471	425	426
Chicago	6	11	0	.353	311	407
Detroit	3	13	1	.206	325	467

Receiving	No	Yds	Avg	Long	TD
Adams	123	1553	12.6	59	11
Jones	52	391	7.5	26	6
Lazard	40	513	12.8	42	8
Dillon	34	313	9.2	50	2
Cobb	28	375	13.4	54	5
Valdes-Scantling	26	430	16.5	75t	3
Deguarra	25	245	9.8	62t	2
Lewis	23	214	9.3	23	0
Tonyan	18	204	11.3	33	2
St. Brown	9	98	10.9	26	0
Winfree	8	58	7.3	12	0
*Am.Rodgers	4	45	11.3	19	0
T.Davis	4	35	8.8	22	0
Dafney	2	34	17.0	26	0
M.Taylor	2	14	7.0	7	0
P.Taylor	2	3	1.5	3	0
Hill	1	5	5.0	5	0
Aa.Rodgers	1	-4	-4.0	-4	0
<b>Packers</b>	<b>402</b>	<b>4526</b>	<b>11.3</b>	<b>75t</b>	<b>39</b>
<b>Opponents</b>	<b>379</b>	<b>4021</b>	<b>10.6</b>	<b>79t</b>	<b>31</b>

**Sacks:** Gary 9.5, P.Smith 9, Lowry 5, Clark 4, Keke 2.5, Campbell 2, Garvin 1.5, Barnes 1, Galeai 1, Mercilus 1, \*Slaton 1, Burks 0.5, Packers 39, Opponents 33

\* - rookie

Passing	Att	Cmp	Yds	Cmp%	Yds/Att	TD	TD%	Int	Int%	LG	Sck/Yds	Rtg
Aa.Rodgers	531	366	4115	68.9	7.7	37	7.0	4	0.8	75t	30/188	111.9
Love	62	36	411	58.1	6.6	2	3.2	3	4.8	62t	3/23	68.7
<b>Packers</b>	<b>593</b>	<b>402</b>	<b>4526</b>	<b>67.8</b>	<b>7.6</b>	<b>39</b>	<b>6.6</b>	<b>7</b>	<b>1.2</b>	<b>75t</b>	<b>33/211</b>	<b>107.4</b>
<b>Opponents</b>	<b>603</b>	<b>379</b>	<b>4021</b>	<b>62.9</b>	<b>6.7</b>	<b>31</b>	<b>5.1</b>	<b>18</b>	<b>3.0</b>	<b>79t</b>	<b>39/297</b>	<b>86.9</b>

Scoring	TD	Ru	Pa	Rt	PAT	FG	S	Pts
Crosby	0	0	0	0	49/51	25/34	0	124
Adams	11	0	11	0	0	0	0	66
Jones	10	4	6	0	0	0	0	60
Lazard	8	0	8	0	0	0	0	48
Dillon	7	5	2	0	0	0	0	42
Cobb	5	0	5	0	0	0	0	30
Aa.Rodgers	3	3	0	0	0	0	0	18
Valdes-Scantling	3	0	3	0	0	0	0	18
Deguarra	2	0	2	0	0	0	0	12
Douglas	2	0	2	0	0	0	0	12
Tonyan	2	0	2	0	0	0	0	12
P.Taylor	1	1	0	0	0	0	0	6
Love	0	0	0	0	0	0	0	2
<b>Packers</b>	<b>54</b>	<b>13</b>	<b>39</b>	<b>2</b>	<b>49/51</b>	<b>25/34</b>	<b>0</b>	<b>450</b>
<b>Opponents</b>	<b>45</b>	<b>13</b>	<b>31</b>	<b>1</b>	<b>38/40</b>	<b>19/22</b>	<b>0</b>	<b>371</b>

**2-Pt Conversions:** Love 1, Packers 1-3, Opponents 3-5

Field Goals	1-19	20-29	30-39	40-49	50+
Crosby	0/0	9/9	9/13	4/8	3/4
<b>Packers</b>	<b>0/0</b>	<b>9/9</b>	<b>9/13</b>	<b>4/8</b>	<b>3/4</b>
<b>Opponents</b>	<b>0/0</b>	<b>4/4</b>	<b>6/6</b>	<b>5/7</b>	<b>4/5</b>

**Crosby:** (39G) (54G,38G,51G)(26G,29G) (44G,44G,22G,36WL,51WL,40WL,49G) (39G) (34B,39G)(21G)(40WL,37B)(42WR,27G) (54G,32LU)(45G,28G,29G,42LU)(20G)(29G)(32G) (35G,36G,37G)(36G)

**Opponents:** (44G)(43G)(52G)(57RU,49WL) (42B,45G)(24G,55G)(51G,29G)(36G,39G) (23G,44G,43G)(38G)(37G)(51G)(34G,36G,27G)

Interceptions	No	Yds	Avg	Long	TD
Douglas	5	105	21.0	55t	2
Sullivan	3	14	4.7	13	0
Campbell	2	15	7.5	13	0
Am.Rodgers	2	0	0.0	0	0
Savage	2	0	0.0	0	0
Alexander	1	30	30.0	30	0
Black	1	0	0.0	0	0
King	1	0	0.0	0	0
*Stokes	1	0	0.0	0	0
<b>Packers</b>	<b>18</b>	<b>164</b>	<b>9.1</b>	<b>55t</b>	<b>2</b>
<b>Opponents</b>	<b>7</b>	<b>154</b>	<b>22.0</b>	<b>53</b>	<b>0</b>

Punting	No	Yds	Avg	TB	In	LG	B
Bojorquez	53	2467	46.5	4	18	82	0
<b>Packers</b>	<b>53</b>	<b>2467</b>	<b>46.5</b>	<b>4</b>	<b>18</b>	<b>82</b>	<b>0</b>
<b>Opponents</b>	<b>57</b>	<b>2648</b>	<b>46.5</b>	<b>3</b>	<b>25</b>	<b>67</b>	<b>0</b>

Punt Returns	Ret	FC	Yds	Avg	Long	TD
*Am.Rodgers	20	8	166	8.3	23	0
Moore	3	1	33	11.0	21	0
Cobb	1	0	0	0.0	0	0
M.Taylor	1	0	0	0.0	0	0
Sullivan	0	1	0	0.0	0	0
<b>Packers</b>	<b>25</b>	<b>10</b>	<b>199</b>	<b>8.0</b>	<b>23</b>	<b>0</b>
<b>Opponents</b>	<b>21</b>	<b>12</b>	<b>268</b>	<b>12.8</b>	<b>97t</b>	<b>1</b>

Kickoff Returns	No	Yds	Avg	Long	TD
*Am.Rodgers	11	199	18.1	27	0
*Hill	10	199	19.9	41	0
M.Taylor	5	97	19.4	32	0
Jones	2	19	9.5	10	0
Garvin	1	0	0.0	0	0
St. Brown	1	17	17.0	17	0
<b>Packers</b>	<b>30</b>	<b>531</b>	<b>17.7</b>	<b>41</b>	<b>0</b>
<b>Opponents</b>	<b>50</b>	<b>1283</b>	<b>25.7</b>	<b>68</b>	<b>0</b>

COMMUNITY  
 ADMIN. & COACHES  
 VETERANS  
 DRAFT & FREE AGENTS  
 REVIEW  
 2022  
 2021  
 LANBEAU FIELD  
 MISC.

Head Coach:	Matt LaFleur	GB	Opp	Attend	Site	Starting QB	Temp
S 11	@ Minnesota Vikings	L	23	7	66,959	USS	Aa.Rodgers dome
S 18	Chicago Bears	W	27	10	78,350	LF	Aa.Rodgers 73
S 25	@ Tampa Bay Buccaneers	W	14	12	69,197	RJS	Aa.Rodgers 88
O 2	New England Patriots	+W	27	24	78,317	LF	Aa.Rodgers 66
O 9	New York Giants	L	22	27	61,024	THS	Aa.Rodgers 64
O 16	New York Jets	L	10	27	78,343	LF	Aa.Rodgers 49
O 23	@ Washington Commanders	L	21	23	60,427	FxF	Aa.Rodgers 62
O 30	@ Buffalo Bills	L	17	27	70,863	HmS	Aa.Rodgers 50
N 6	@ Detroit Lions	L	9	15	63,379	FdF	Aa.Rodgers dome
N 13	Dallas Cowboys	+W	31	28	78,433	LF	Aa.Rodgers 33
N 17	Tennessee Titans	L	17	27	77,506	LF	Aa.Rodgers 26
N 27	@ Philadelphia Eagles	L	33	40	69,879	FFF	Aa.Rodgers 61
D 4	@ Chicago Bears	W	28	19	61,233	SF	Aa.Rodgers 34
D 19	Los Angeles Rams	W	24	12	77,269	LF	Aa.Rodgers 15
D 25	@ Miami Dolphins	W	26	20	66,328	HRS	Aa.Rodgers 46
J 1	Minnesota Vikings	W	41	17	78,190	LF	Aa.Rodgers 40
J 8	Detroit Lions	L	16	20	78,191	LF	Aa.Rodgers 21
			386	355	1,213,888		
Home: 5-4 (685,623)		Away: 3-5 (528,265)		+ - overtime			

	GB	Opp	Rushing	No	Yds	Avg	Long	TD
<b>Total First Downs</b>	334	321	A.Jones	213	1121	5.3	36	2
Rushing	116	129	Dillon	186	770	4.1	27	7
Passing	186	163	Aa.Rodgers	34	94	2.8	18	1
Penalty	32	29	*Watson	7	80	11.4	46t	2
<b>Third Downs</b>	79/200	73/194	Taylor	10	31	3.1	6	0
Efficiency	39.5	37.6	*Doubs	1	11	11.0	11	0
<b>Fourth Downs</b>	12/31	11/19	Hill	1	7	7.0	7	0
Efficiency	38.7	57.9	Lazard	2	0	0.0	0	0
<b>Possession Avg.</b>	31:23	28:37	Leavitt	1	0	0.0	0	0
<b>Total Net Yards</b>	5745	5721	Love	1	-1	-1.0	-1	0
Avg. Per Game	337.9	336.5	<b>Packers</b>	<b>456</b>	<b>2132</b>	<b>4.6</b>	<b>46t</b>	<b>12</b>
Total Plays	1051	991	<b>Opponents</b>	<b>479</b>	<b>2372</b>	<b>5.0</b>	<b>55t</b>	<b>18</b>
Avg. Per Play	5.5	5.8						

NFC North	W	L	T	Pct	Pts	OP
Minnesota	13	4	0	.765	424	427
Detroit	9	8	0	.529	453	427
<b>Green Bay</b>	<b>8</b>	<b>9</b>	<b>0</b>	<b>.471</b>	<b>370</b>	<b>371</b>
Chicago	3	14	0	.176	326	463

	GB	Opp	Rushing	No	Yds	Avg	Long	TD
<b>Net Yards Rushing</b>	2113	2372	Lazard	60	788	13.1	47	6
Avg. Per Game	124.3	139.5	A.Jones	59	395	6.7	30	5
Total Rushes	456	479	Tonyan	53	470	8.9	24	2
<b>Net Yards Passing</b>	3632	3349	*Doubs	42	425	10.1	26	3
Avg. Per Game	213.6	197.0	*Watson	41	611	14.9	63t	7
Sacked/Yards Lost	32/258	34/204	Cobb	34	417	12.3	40	1
Goal Yards	3890	3533	Dillon	28	206	7.4	17	0
Att./Completions	563/364	478/314	Watkins	13	206	15.8	55	0
Completion Pct.	64.7	65.7	Deguara	13	114	8.8	25	0
Had Intercepted	12	17	Lewis	6	66	11.0	31	2
<b>Punts/Average</b>	54/42.8	60/46.3	*Toure	5	82	16.4	37t	1
Net Punting Avg.	38.9	40.4	Aa.Rodgers	4	50	12.5	22	0
<b>Penalties/Yards</b>	89/747	100/916	Davis	4	26	6.5	23	0
<b>Fumbles/Ball Lost</b>	25/10	19/7	Taylor	1	17	17.0	17	0
<b>Touchdowns</b>	42	42	Winfree	1	17	17.0	17	0
Rushing	12	18	<b>Packers</b>	<b>364</b>	<b>3890</b>	<b>10.7</b>	<b>63t</b>	<b>27</b>
Passing	27	22	<b>Opponents</b>	<b>314</b>	<b>3553</b>	<b>11.3</b>	<b>84t</b>	<b>22</b>
Returns	3	2						

By Quarter	Q1	Q2	Q3	Q4	OT	Pts
Packers	80	118	75	91	6	370
Opponents	79	119	89	84	0	371

**Primary Starters**

WR	A.Lazard	DE	D.Lowry
LT	D.Bakhtiari	NT	K.Clark
LG	E.Jenkins	DE	J.Reed
C	J.Myers	OLB	P.Smith
RG	J.Runyan	ILB	D.Campbell
RT	Y.Nijman	ILB	*Q.Walker
TE	M.Lewis	OLB	R.Gary
	R.Tonyan	CB	J.Alexander
WR	*C.Watson	CB	R.Douglas
WR	*R.Doubs	S	A.Amos
QB	Aa.Rodgers	S	D.Savage
RB	A.Jones	S	

	No	Yds	Avg	Long	TD
<b>Receiving</b>					
Lazard	60	788	13.1	47	6
A.Jones	59	395	6.7	30	5
Tonyan	53	470	8.9	24	2
*Doubs	42	425	10.1	26	3
*Watson	41	611	14.9	63t	7
Cobb	34	417	12.3	40	1
Dillon	28	206	7.4	17	0
Watkins	13	206	15.8	55	0
Deguara	13	114	8.8	25	0
Lewis	6	66	11.0	31	2
*Toure	5	82	16.4	37t	1
Aa.Rodgers	4	50	12.5	22	0
Davis	4	26	6.5	23	0
Taylor	1	17	17.0	17	0
Winfree	1	17	17.0	17	0
<b>Packers</b>	<b>364</b>	<b>3890</b>	<b>10.7</b>	<b>63t</b>	<b>27</b>
<b>Opponents</b>	<b>314</b>	<b>3553</b>	<b>11.3</b>	<b>84t</b>	<b>22</b>

**Sacks:** Smith 8.5, Gary 6, Clark 4, \*Enagbare 3, Hollins 2.5, Reed 2.5, \*Walker 1.5, \*Wyatt 1.5, Amos 1, Barnes 1, Douglas 1, Wilson 1, Lowry 0.5, Packers 34, Opponents 32

\* - rookie

Scoring	TD	Ru	Pa	Pat	PAT	FG	S	PTS
Crosby	0	0	0	0	37/39	25/29	0	112
*Watson	9	2	7	0	0	0	0	54
A.Jones	7	2	5	0	0	0	0	44
Dillon	7	7	0	0	0	0	0	42
Lazard	6	0	6	0	0	0	0	36
*Doubs	3	0	3	0	0	0	0	18
Lewis	2	0	2	0	0	0	0	14
Tonyan	2	0	2	0	0	0	0	12
Campbell	1	0	0	1	0	0	0	6
Cobb	1	0	0	1	0	0	0	6
Nixon	1	1	0	0	0	0	0	6
Aa.Rodgers	1	0	1	0	0	0	0	6
Savage	1	0	0	1	0	0	0	6
*Toure	1	0	1	0	0	0	0	6
Deguara	0	0	0	0	0	1	2	2
<b>Packers</b>	<b>42</b>	<b>12</b>	<b>27</b>	<b>3</b>	<b>37/39</b>	<b>25/29</b>	<b>1</b>	<b>370</b>
<b>Opponents</b>	<b>42</b>	<b>18</b>	<b>22</b>	<b>2</b>	<b>36/40</b>	<b>27/34</b>	<b>0</b>	<b>371</b>
<b>2-PT Conversions:</b> Lewis 1, A.Jones 1, Packers 2-3, Opponents 1-2								

Field Goals	1-19	20-29	30-39	40-49	50+
Crosby	0/0	10/10	8/8	6/7	1/4
<b>Packers</b>	<b>0/0</b>	<b>10/10</b>	<b>8/8</b>	<b>6/7</b>	<b>1/4</b>
<b>Opponents</b>	<b>1/1</b>	<b>6/6</b>	<b>10/10</b>	<b>7/12</b>	<b>3/5</b>
<b>Crosby:</b> (0/40G,28G)(0/38G,31G)(46G,48G) (47B,29G)(0/38G,55W)(25G)(54SH,28G)(39G) (29G,33G)(24G,32G)(34G)(36G,46G,28G,26G) (26G,56G)(22G,49G,48G,53CR)					
<b>Opponents:</b> (28G,56G,29G)(44G)(45G,45G)(37G) (48G,37G)(32G,53W)(23G)(22G,47R,31G,19G) (42G,38G)(0/31G,54G)(40G,28G,40B) (33G,55G)(46G,34G,48WR)(21G,46WR,50WL) (37G,46WL,33G)					

Interceptions	No	Yds	Avg	Long	TD
Alexander	5	59	11.8	29	0
Douglas	4	26	6.5	22	0
R.Ford	3	87	29.0	34	0
Campbell	2	77	38.5	63t	1
Savage	1	75	75.0	75t	1
Amos	1	26	26.0	26	0
Nixon	1	1	1.0	1	0
<b>Packers</b>	<b>17</b>	<b>351</b>	<b>20.6</b>	<b>75t</b>	<b>2</b>
<b>Opponents</b>	<b>12</b>	<b>94</b>	<b>7.8</b>	<b>40t</b>	<b>1</b>

Punting	No	Yds	Avg	TB	In	Lg	B
O'Donnell	52	2313	44.5	1	24	72	2
<b>Packers</b>	<b>54</b>	<b>2313</b>	<b>42.8</b>	<b>1</b>	<b>24</b>	<b>72</b>	<b>2</b>
<b>Opponents</b>	<b>60</b>	<b>2779</b>	<b>46.3</b>	<b>2</b>	<b>19</b>	<b>68</b>	<b>0</b>

Punt Returns	Ret	FC	Yds	Avg	Long	TD
Aa.Rodgers	20	15	139	7.0	20	0
Nixon	11	0	140	12.7	24	0
Cobb	4	1	37	9.3	15	0
<b>Packers</b>	<b>35</b>	<b>16</b>	<b>316</b>	<b>9.0</b>	<b>24</b>	<b>0</b>
<b>Opponents</b>	<b>20</b>	<b>18</b>	<b>190</b>	<b>9.5</b>	<b>29</b>	<b>0</b>

Kickoff Returns	No	Yds	Avg	Long	TD
Nixon	35	1009	28.8	105t	1
Aa.Rodgers	6	122	20.3	34	0
*Doubs	2	39	19.5	21	0
*Watson	2	35	17.5	18	0
Ballentine	1	0	0.0	0	0
Deguara	1	0	0.0	0	0
<b>Packers</b>	<b>47</b>	<b>1205</b>	<b>25.6</b>	<b>105t</b>	<b>1</b>
<b>Opponents</b>	<b>61</b>	<b>1415</b>	<b>23.2</b>	<b>42</b>	<b>0</b>

Passing	Att	Cmp	Yds	Cmp%	Yds/Att	TD	Int	Int%	LG	Sck/Yds	Rtg	
Aa.Rodgers	542	350	3695	64.6	6.8	26	4.8	12	2.2	58t	32/258	91.1
Love	21	14	195	66.7	9.3	1	4.8	0	0.0	63t	0/0	112.2
<b>Packers</b>	<b>563</b>	<b>364</b>	<b>3890</b>	<b>64.7</b>	<b>6.9</b>	<b>27</b>	<b>4.8</b>	<b>12</b>	<b>2.1</b>	<b>63t</b>	<b>32/258</b>	<b>91.9</b>
<b>Opponents</b>	<b>478</b>	<b>314</b>	<b>3553</b>	<b>65.7</b>	<b>7.4</b>	<b>22</b>	<b>4.6</b>	<b>17</b>	<b>3.6</b>	<b>84t</b>	<b>34/204</b>	<b>88.3</b>

COMMUNITY

ADMIN. & COACHES

VETERANS

DRAFT & FREE AGENTS

2022 REVIEW

2022

**OVERALL      HOME      GREEN BAY      MILWAUKEE      AWAY**

Year	W	L	T	Pct	Year	W	L	T	Pct	Year	W	L	T	Pct	Year	W	L	T	Pct	Year	W	L	T	Pct
1921	3	2	1	.600	1921	3	1	0	.750	1921	3	1	0	.750	1921	-	-	-	-	1921	0	1	1	.000
1922	4	3	3	.571	1922	3	1	1	.750	1922	3	1	1	.750	1922	-	-	-	-	1922	*1	2	2	.333
1923	7	2	1	.778	1923	4	2	1	.667	1923	4	2	1	.667	1923	-	-	-	-	1923	3	0	0	1.000
1924	7	4	0	.636	1924	5	0	0	1.000	1924	5	0	0	1.000	1924	-	-	-	-	1924	2	4	0	.333
1925	8	5	0	.615	1925	6	0	0	1.000	1925	6	0	0	1.000	1925	-	-	-	-	1925	2	5	0	.286
1926	7	3	3	.700	1926	4	1	2	.800	1926	4	1	2	.800	1926	-	-	-	-	1926	3	2	1	.600
1927	7	2	1	.778	1927	6	1	0	.857	1927	6	1	0	.857	1927	-	-	-	-	1927	1	1	1	.500
1928	6	4	3	.600	1928	3	2	2	.600	1928	3	2	2	.600	1928	-	-	-	-	1928	3	2	1	.600
1929	12	0	1	1.000	1929	5	0	0	1.000	1929	5	0	0	1.000	1929	-	-	-	-	1929	7	0	0	1.000
1930	10	3	1	.769	1930	6	0	0	1.000	1930	6	0	0	1.000	1930	-	-	-	-	1930	4	3	1	.571
1931	12	2	0	.857	1931	8	0	0	1.000	1931	8	0	0	1.000	1931	-	-	-	-	1931	4	2	0	.667
1932	10	3	1	.769	1932	5	0	1	1.000	1932	5	0	1	1.000	1932	-	-	-	-	1932	5	3	0	.625
1933	5	7	1	.417	1933	3	2	1	.600	1933	3	1	1	.750	1933	0	1	0	.000	1933	2	5	0	.286
1934	7	6	0	.538	1934	4	3	0	.571	1934	3	2	0	.600	1934	1	1	0	.500	1934	3	3	0	.500
1935	8	4	0	.667	1935	5	2	0	.714	1935	4	1	0	.800	1935	1	1	0	.500	1935	3	2	0	.600
1936	10	1	1	.909	1936	5	1	0	.833	1936	3	1	0	.750	1936	2	0	0	1.000	1936	5	0	1	1.000
1937	7	4	0	.636	1937	4	2	0	.667	1937	2	2	0	.500	1937	2	0	0	1.000	1937	3	2	0	.600
1938	8	3	0	.727	1938	4	2	0	.667	1938	2	2	0	.500	1938	2	0	0	1.000	1938	*4	1	0	.800
1939	9	2	0	.818	1939	5	1	0	.833	1939	3	1	0	.750	1939	2	0	0	1.000	1939	4	1	0	.800
1940	6	4	1	.600	1940	4	2	0	.667	1940	2	2	0	.500	1940	2	0	0	1.000	1940	2	2	1	.500
1941	10	1	0	.909	1941	5	1	0	.833	1941	2	1	0	.667	1941	3	0	0	1.000	1941	5	0	0	1.000
1942	8	2	1	.800	1942	4	1	0	.800	1942	2	1	0	.667	1942	2	0	0	1.000	1942	4	1	1	.800
1943	7	2	1	.778	1943	2	1	1	.667	1943	1	0	1	1.000	1943	1	1	0	.500	1943	5	1	0	.833
1944	8	2	0	.800	1944	5	0	0	1.000	1944	3	0	0	1.000	1944	2	0	0	1.000	1944	3	2	0	.600
1945	6	4	0	.600	1945	4	1	0	.800	1945	2	1	0	.667	1945	2	0	0	1.000	1945	2	3	0	.400
1946	6	5	0	.545	1946	2	3	0	.400	1946	1	2	0	.333	1946	1	1	0	.500	1946	4	2	0	.667
1947	6	5	1	.545	1947	4	2	0	.667	1947	2	1	0	.667	1947	2	1	0	.667	1947	2	3	1	.400
1948	3	9	0	.250	1948	2	4	0	.333	1948	2	1	0	.667	1948	0	3	0	.000	1948	1	5	0	.167
1949	2	10	0	.167	1949	1	5	0	.167	1949	0	3	0	.000	1949	1	2	0	.333	1949	1	5	0	.167
1950	3	9	0	.250	1950	3	3	0	.500	1950	2	2	0	.500	1950	1	1	0	.500	1950	0	6	0	.000
1951	3	9	0	.250	1951	2	4	0	.333	1951	1	3	0	.250	1951	1	1	0	.500	1951	1	5	0	.167
1952	6	6	0	.500	1952	3	3	0	.500	1952	1	2	0	.333	1952	2	1	0	.667	1952	3	3	0	.500
1953	2	9	1	.182	1953	1	5	0	.167	1953	1	2	0	.333	1953	0	3	0	.000	1953	1	4	1	.200
1954	4	8	0	.333	1954	2	4	0	.333	1954	0	3	0	.000	1954	2	1	0	.667	1954	2	4	0	.333
1955	6	6	0	.500	1955	5	1	0	.833	1955	3	0	0	1.000	1955	2	1	0	.667	1955	1	5	0	.167
1956	4	8	0	.333	1956	2	4	0	.333	1956	0	3	0	.000	1956	2	1	0	.667	1956	2	4	0	.333
1957	3	9	0	.250	1957	1	5	0	.167	1957	1	2	0	.333	1957	0	3	0	.000	1957	2	4	0	.333
1958	1	10	1	.091	1958	1	4	1	.200	1958	1	2	1	.333	1958	0	2	0	.000	1958	0	6	0	.000
1959	7	5	0	.583	1959	4	2	0	.667	1959	4	0	0	1.000	1959	0	2	0	.000	1959	3	3	0	.500
1960	8	4	0	.667	1960	4	2	0	.667	1960	3	1	0	.750	1960	1	1	0	.500	1960	4	2	0	.667
1961	11	3	0	.786	1961	6	1	0	.857	1961	4	0	0	1.000	1961	2	1	0	.667	1961	5	2	0	.714
1962	13	1	0	.929	1962	7	0	0	1.000	1962	4	0	0	1.000	1962	3	0	0	1.000	1962	6	1	0	.857
1963	11	2	1	.846	1963	6	1	0	.857	1963	3	1	0	.750	1963	3	0	0	1.000	1963	5	1	1	.833
1964	8	5	1	.615	1964	4	3	0	.571	1964	2	2	0	.500	1964	2	1	0	.667	1964	4	2	1	.667
1965	10	3	1	.769	1965	6	1	0	.857	1965	3	1	0	.750	1965	3	0	0	1.000	1965	4	2	1	.667
1966	12	2	0	.857	1966	6	1	0	.857	1966	3	1	0	.750	1966	3	0	0	1.000	1966	6	1	0	.857
1967	9	4	1	.692	1967	4	2	1	.667	1967	2	1	1	.667	1967	2	1	0	.667	1967	5	2	0	.714
1968	6	7	1	.462	1968	2	5	0	.286	1968	1	3	0	.250	1968	1	2	0	.333	1968	4	2	1	.667
1969	8	6	0	.571	1969	5	2	0	.714	1969	3	1	0	.750	1969	2	1	0	.667	1969	3	4	0	.429
1970	6	8	0	.429	1970	4	3	0	.571	1970	2	2	0	.500	1970	2	1	0	.667	1970	2	5	0	.286
1971	4	8	2	.333	1971	3	3	1	.500	1971	2	2	0	.500	1971	1	1	1	.500	1971	1	5	1	.167
1972	10	4	0	.714	1972	4	3	0	.571	1972	2	2	0	.500	1972	2	1	0	.667	1972	6	1	0	.857
1973	5	7	2	.429	1973	3	2	2	.571	1973	1	2	1	.375	1973	2	0	1	.833	1973	2	5	0	.286
1974	6	8	0	.429	1974	4	3	0	.571	1974	1	3	0	.250	1974	3	0	0	1.000	1974	2	5	0	.286
1975	4	10	0	.286	1975	3	4	0	.429	1975	2	2	0	.500	1975	1	2	0	.333	1975	1	6	0	.143
1976	5	9	0	.357	1976	4	3	0	.571	1976	2	2	0	.500	1976	2	1	0	.667	1976	1	6	0	.143
1977	4	10	0	.286	1977	2	5	0	.286	1977	1	3	0	.250	1977	1	2	0	.333	1977	2	5	0	.286
1978	8	7	1	.531	1978	5	2	1	.688	1978	2	1	1	.625	1978	3	1	0	.750	1978	3	5	0	.375
1979	5	11	0	.313	1979	4	4	0	.500	1979	1	4	0	.200	1979	3	0	0	1.000	1979	1	7	0	.125
1980	5	10	1	.344	1980	4	4	0	.500	1980	3	1	0	.750	1980	1	3	0	.250	1980	1	6	1	.188
1981	8	8	0	.500	1981	4	4	0	.500	1981	3	2	0	.600	1981	1	2	0	.333	1981	4	4	0	.500
1982	5	3	1	.611	1982	3	1	0	.750	1982	0	1	0	.000	1982	3	0	0	1.000	1982	2	2	1	.500
1983	8	8	0	.500	1983	5	3	0	.625	1983	3	2	0	.600	1983	2	1	0	.667	1983	3	5	0	.375
1984	8	8	0	.500	1984	5	3	0	.625	1984	3	2	0	.600	1984	2	1	0	.667	1984	3	5	0	.375
1985	8	8	0	.500	1985	5	3	0	.625	1985	3	2	0	.600	1985	2	1	0	.667	1985	3	5	0	.375</

OVERALL					HOME					GREEN BAY					MILWAUKEE					AWAY				
Year	W	L	T	Pct	Year	W	L	T	Pct	Year	W	L	T	Pct	Year	W	L	T	Pct	Year	W	L	T	Pct
1996	13	3	0	.813	1996	8	0	0	1.000	1996	8	0	0	1.000	1996	8	0	0	1.000	1996	5	3	0	.625
1997	13	3	0	.813	1997	8	0	0	1.000	1997	8	0	0	1.000	1997	8	0	0	1.000	1997	5	3	0	.625
1998	11	5	0	.688	1998	7	1	0	.875	1998	7	1	0	.875	1998	7	1	0	.875	1998	4	4	0	.500
1999	8	8	0	.500	1999	5	3	0	.625	1999	5	3	0	.625	1999	5	3	0	.625	1999	3	5	0	.375
2000	9	7	0	.563	2000	6	2	0	.750	2000	6	2	0	.750	2000	6	2	0	.750	2000	3	5	0	.375
2001	12	4	0	.750	2001	7	1	0	.875	2001	7	1	0	.875	2001	7	1	0	.875	2001	5	3	0	.625
2002	12	4	0	.750	2002	8	0	0	1.000	2002	8	0	0	1.000	2002	8	0	0	1.000	2002	4	4	0	.500
2003	10	6	0	.625	2003	5	3	0	.625	2003	5	3	0	.625	2003	5	3	0	.625	2003	5	3	0	.625
2004	10	6	0	.625	2004	4	4	0	.500	2004	4	4	0	.500	2004	4	4	0	.500	2004	6	2	0	.750
2005	4	12	0	.250	2005	3	5	0	.375	2005	3	5	0	.375	2005	3	5	0	.375	2005	1	7	0	.125
2006	8	8	0	.500	2006	3	5	0	.375	2006	3	5	0	.375	2006	3	5	0	.375	2006	5	3	0	.625
2007	13	3	0	.813	2007	7	1	0	.875	2007	7	1	0	.875	2007	7	1	0	.875	2007	6	2	0	.750
2008	6	10	0	.375	2008	4	4	0	.500	2008	4	4	0	.500	2008	4	4	0	.500	2008	2	6	0	.250
2009	11	5	0	.688	2009	6	2	0	.750	2009	6	2	0	.750	2009	6	2	0	.750	2009	5	3	0	.625
2010	10	6	0	.625	2010	7	1	0	.875	2010	7	1	0	.875	2010	7	1	0	.875	2010	3	5	0	.375
2011	15	1	0	.938	2011	8	0	0	1.000	2011	8	0	0	1.000	2011	8	0	0	1.000	2011	7	1	0	.875
2012	11	5	0	.688	2012	7	1	0	.875	2012	7	1	0	.875	2012	7	1	0	.875	2012	4	4	0	.500
2013	8	7	1	.531	2013	4	3	1	.563	2013	4	3	1	.563	2013	4	3	1	.563	2013	4	4	0	.500
2014	12	4	0	.750	2014	8	0	0	1.000	2014	8	0	0	1.000	2014	8	0	0	1.000	2014	4	4	0	.500
2015	10	6	0	.625	2015	5	3	0	.625	2015	5	3	0	.625	2015	5	3	0	.625	2015	5	3	0	.625
2016	10	6	0	.625	2016	6	2	0	.750	2016	6	2	0	.750	2016	6	2	0	.750	2016	4	4	0	.500
2017	7	9	0	.438	2017	4	4	0	.500	2017	4	4	0	.500	2017	4	4	0	.500	2017	3	5	0	.375
2018	6	9	1	.406	2018	5	2	1	.688	2018	5	2	1	.688	2018	5	2	1	.688	2018	1	7	0	.125
2019	13	3	0	.813	2019	7	1	0	.875	2019	7	1	0	.875	2019	7	1	0	.875	2019	6	2	0	.750
2020	13	3	0	.813	2020	7	1	0	.875	2020	7	1	0	.875	2020	7	1	0	.875	2020	6	2	0	.750
2021	13	4	0	.765	2021	8	0	0	1.000	2021	8	0	0	1.000	2021	8	0	0	1.000	2021	5	4	0	.556
2022	8	9	0	.471	2022	5	4	0	.556	2022	5	3	0	.625	2022	5	3	0	.625	2022	3	5	0	.375
<b>790 590 38 .572</b>					<b>461 234 18 .662</b>					<b>356 172 15 .673</b>					<b>105 61 3 .631</b>					<b>#329 356 20 .480</b>				

\* includes one neutral-site victory

# includes two neutral-site victories

### ALL-TIME VS. NFC CENTRAL

Year	W-L-T	Home	Road	Chi	Det	Min	TB
1970	2-4-0	2-1-0	0-3-0	1-1-0	0-2-0	1-1-0	--
1971	2-3-1	1-1-1	1-2-0	2-0-0	0-1-1	0-2-0	--
1972	5-1-0	2-1-0	3-0-0	2-0-0	2-0-0	1-1-0	--
1973	1-4-1	0-2-1	1-2-0	1-1-0	0-1-1	0-2-0	--
1974	3-3-0	2-1-0	1-2-0	1-1-0	1-1-0	1-1-0	--
1975	1-5-0	1-2-0	0-3-0	1-1-0	0-2-0	0-2-0	--
1976	1-5-0	1-2-0	0-3-0	0-2-0	1-1-0	0-2-0	--
1977	2-5-0	1-2-0	1-3-0	0-2-0	1-1-0	0-2-0	1-0-0
1978	5-2-1	3-0-1	2-2-0	1-1-0	2-0-0	0-1-1	2-0-0
1979	3-5-0	2-2-0	1-3-0	0-2-0	2-0-0	1-1-0	0-2-0
1980	3-4-1	2-2-0	1-2-1	1-1-0	0-2-0	2-0-0	0-1-1
1981	4-4-0	2-2-0	2-2-0	2-0-0	1-1-0	1-1-0	0-2-0
1982	1-2-0	1-1-0	0-1-0	0-0-0	0-2-0	1-0-0	0-0-0
1983	4-4-0	2-2-0	2-2-0	1-1-0	0-2-0	1-1-0	2-0-0
1984	5-3-0	3-1-0	2-2-0	1-1-0	1-1-0	2-0-0	1-1-0
1985	6-2-0	3-1-0	3-1-0	0-2-0	2-0-0	2-0-0	2-0-0
1986	3-5-0	1-3-0	2-2-0	0-2-0	1-1-0	0-2-0	2-0-0
1987	3-4-0	1-3-0	2-1-0	0-2-0	1-1-0	2-0-0	0-1-0
1988	2-6-0	1-3-0	1-3-0	0-2-0	0-2-0	2-0-0	0-2-0
1989	5-3-0	3-1-0	2-2-0	2-0-0	1-1-0	1-1-0	1-1-0
1990	3-5-0	2-2-0	1-3-0	0-2-0	1-1-0	1-1-0	1-1-0
1991	3-5-0	1-3-0	2-2-0	0-2-0	0-2-0	1-1-0	2-0-0
1992	4-4-0	2-2-0	2-2-0	1-1-0	2-0-0	0-2-0	1-1-0
1993	4-4-0	3-1-0	1-3-0	1-1-0	1-1-0	0-2-0	2-0-0
1994	6-2-0	4-0-0	2-2-0	2-0-0	1-1-0	1-1-0	2-0-0
1995	5-3-0	4-0-0	1-3-0	2-0-0	1-1-0	1-1-0	1-1-0
1996	7-1-0	4-0-0	3-1-0	2-0-0	2-0-0	1-1-0	2-0-0
1997	7-1-0	4-0-0	3-1-0	2-0-0	1-1-0	2-0-0	2-0-0
1998	4-4-0	3-1-0	1-3-0	2-0-0	1-1-0	0-2-0	1-1-0
1999	4-4-0	3-1-0	1-3-0	1-1-0	1-1-0	1-1-0	1-1-0
2000	5-3-0	3-1-0	2-2-0	1-1-0	1-1-0	2-0-0	1-1-0
2001	6-2-0	4-0-0	2-2-0	2-0-0	2-0-0	1-1-0	1-1-0
<b>119-112-4 71-44-3 48-68-1 32-30-0 30-32-2 29-33-1 28-17-1</b>							

first-place finishes in bold

### FOR THE RECORD

Founded as a town team in 1919, with Woodrow Wilson in the White House, the Green Bay Packers own a 790-590-38 regular-season record in their 102 NFL seasons (1921-2022) – a .572 winning percentage. They played independently from 1919-1920.

The Packers are 356-172-15 (.673) in Green Bay and were 105-61-3 (.631) in Milwaukee for an overall regular-season home mark of 461-234-18 (.662). The team played league games in Milwaukee annually from 1933-94. Green Bay lost its game in London in 2022, which is considered a "home" game by the NFL.

On the road, Green Bay stands 329-356-20 (.480), a mark that includes two neutral-site contests.

Over their 104-year existence, the Packers have played a total of 1,911 games. The overall breakdown:

All-Time	W	L	T	Pct
Regular Season, NFL	790	590	38	.572
Playoffs	36	25	0	.590
Preseason	222	162	9	.578
Other Non-League Games	12	3	2	.800
Independent, 1919-1920	19	2	1	.905
<b>Totals</b>	<b>1,079</b>	<b>782</b>	<b>50</b>	<b>.579</b>

### BY DECADE, REGULAR SEASON

Overall	Pct	Home	Pct	Away	Pct
1921-29	61-25-13 .709	39-8-6 .830	22-17-7 .564	54 points (61-7), Dec. 7, 1980, at Chicago Bears	37-22-2 .627
1930-39	66-35-4 .711	49-13-2 .790	37-22-2 .627	46 points (49-3), Nov. 21, 1948, vs. N.Y. Giants at Milw.	57-24-3 .547
1940-49	82-44-4 .585	33-20-1 .623	49-24-3 .547	45 points (48-3), Dec. 19, 2005, at Baltimore Ravens	51-44-1 .254
1950-59	39-79-2 .331	24-35-1 .407	15-44-1 .254	46 points (48-7), Oct. 2, 1949, vs. L.A. Rams	46-19-4 .708
1960-69	96-37-5 .722	50-18-1 .735	46-19-4 .708	40 points (40-0), Sept. 20, 1970, vs. Detroit	21-50-1 .296
1970-79	57-82-5 .412	36-32-4 .528	21-50-1 .296	38 points (45-7), Sept. 26, 1948, vs. Chicago Bears	28-46-2 .382
1980-89	65-84-3 .438	37-38-1 .493	28-46-2 .382	38 points (45-7), Sept. 26, 1948, vs. Chicago Bears	34-46-0 .425
1990-99	93-67-0 .581	59-21-0 .738	34-46-0 .425	38 points (45-7), Sept. 17, 1950, vs. Detroit	62-38-0 .525
2000-09	95-65-0 .594	53-27-0 .663	42-38-0 .525	37 points (51-14), Dec. 3, 1950, at L.A. Rams	41-39-0 .513
2010-19	102-56-2 .644	61-17-2 .775	41-39-0 .513	35 points (52-7), Dec. 5, 1954, at San Francisco	14-11-0 .560
2020-pres.	34-16-0 .680	20-5-0 .800	14-11-0 .560	35 points (35-0), Nov. 19, 2006, vs. New England	

Note: From 1921-71, tie games were not included in winning percentage.

### LARGEST MARGINS

#### ... of Victory

- 53 points (56-3), Oct. 23, 1966, vs. Atlanta at Milw.
- 49 points (49-0), Sept. 30, 1962, vs. Chicago Bears
- 49 points (49-0), Nov. 11, 1962, at Philadelphia
- 49 points (52-3), Oct. 9, 2005, vs. New Orleans
- 48 points (55-7), Nov. 12, 1967, vs. Cleveland Browns at Milw.
- 48 points (55-7), Dec. 23, 2012, vs. Tennessee Titans
- 47 points (47-0), Oct. 15, 1933, vs. Pittsburgh Pirates
- 47 points (54-7), Nov. 23, 1941, at Pittsburgh Steelers
- 43 points (50-7), Nov. 24, 1940, at Detroit
- 42 points (45-3), Oct. 9, 1968, vs. New England at Milw.
- 41 points (41-0), Oct. 14, 1934, vs. Cincinnati
- 41 points (55-14), Oct. 2, 1983, vs. Tampa Bay
- 41 points (55-14), Nov. 9, 2014, vs. Chicago Bears
- 38 points (45-7), Oct. 8, 1961, vs. Baltimore Colts
- 38 points (48-10), Dec. 27, 2009, vs. Seattle
- 38 points (45-7), Nov. 7, 2010, vs. Dallas Cowboys
- 38 points (45-7), Nov. 14, 2011, vs. Minnesota

#### ... of Defeat

- 56 points (56-0), Nov. 2, 1958, at Baltimore Colts
- 5



## THIRTEEN TIMES WORLD CHAMPIONS

The Green Bay Packers have won more championships – 13 – than any other team in National Football League history.

- They won their first three by league standing (1929, 1930 and 1931), and 10 since the NFL's playoff system was established in 1933 (1936, 1939, 1944, 1961, 1962, 1965, 1966, 1967, 1996 and 2010).
- Green Bay also is the only NFL team to win three straight titles, having done it twice (1929-31 and 1965-67).
- In addition, the Packers won the first two Super Bowls (vs. Kansas City in 1966, 35-10, and vs. Oakland in 1967, 33-14), as well as Super Bowls in 1996 vs. New England (35-21) and in 2010 vs. Pittsburgh (31-25).
- Since the league implemented a playoff system in 1933, the Packers have played in the NFL's deciding game 13 times (10 NFL title appearances from 1936-67, three Super Bowls after the 1970 merger). Only the Giants (19) have played for more titles.



### GREEN BAY'S 13 NFL CHAMPIONSHIP SEASONS

Year	Head Coach	Regular Season		—Title Game—		
		Record	Pct	Opponent	Final	Site
1929	Curly Lambeau	12-0-1	1.000		(League Standing)	
1930	Curly Lambeau	10-3-1	.769		(League Standing)	
1931	Curly Lambeau	12-2-0	.857		(League Standing)	
1936	Curly Lambeau	10-1-1	.909	Boston Redskins	21-6	New York
1939	Curly Lambeau	9-2-0	.818	New York Giants	27-0	Milwaukee
1944	Curly Lambeau	8-2-0	.800	New York Giants	14-7	New York
1961	Vince Lombardi	11-3-0	.786	New York Giants	37-0	Green Bay
1962	Vince Lombardi	13-1-0	.929	New York Giants	16-7	New York
1965	Vince Lombardi	10-3-1	.769	Cleveland Browns	23-12	Green Bay
1966	Vince Lombardi	12-2-0	.857	Dallas Cowboys	34-27	Dallas
				Kansas City Chiefs <sup>1</sup>	35-10	Los Angeles
1967	Vince Lombardi	9-4-1	.692	Dallas Cowboys	21-17	Green Bay
				Oakland Raiders <sup>2</sup>	33-14	Miami
1996	Mike Holmgren	13-3-0	.813	New England Patriots <sup>3</sup>	35-21	New Orleans
2010	Mike McCarthy	10-6-0	.625	Pittsburgh Steelers <sup>4</sup>	31-25	Arlington, TX

<sup>1</sup>—Super Bowl I

<sup>2</sup>—Super Bowl II

<sup>3</sup>—Super Bowl XXXI

<sup>4</sup>—Super Bowl XLV

### Most World Championships

#### 13 Green Bay Packers

- Chicago Bears
- New York Giants
- New England Patriots
- Pittsburgh Steelers
- Dallas Cowboys
- San Francisco 49ers
- Washington Commanders
- Cleveland Browns
- Detroit Lions
- Indianapolis/Baltimore Colts
- Philadelphia Eagles

### GREEN BAY'S FIVE SUPER BOWL APPEARANCES

Game	Date	AFL/AFC Champion	Result	MVP	Site	Attend
Super Bowl I	Jan. 15, 1967	Kansas City Chiefs	W, 35-10	Bart Starr	Los Angeles Memorial Coliseum	61,946
Super Bowl II	Jan. 14, 1968	Oakland Raiders	W, 33-14	Bart Starr	Miami Orange Bowl	75,546
Super Bowl XXXI	Jan. 26, 1997	New England Patriots	W, 35-21	Desmond Howard	Louisiana Superdome, New Orleans	72,301
Super Bowl XXXII	Jan. 25, 1998	Denver Broncos	L, 31-24	Terrell Davis	Qualcomm Stadium, San Diego	68,912
Super Bowl XLV	Feb. 6, 2011	Pittsburgh Steelers	W, 31-25	Aaron Rodgers	Cowboys Stadium, Arlington	91,060

➤ See the Super Bowl ring history for the Green Bay Packers on page 444



## SUPER BOWL I

## GREEN BAY 35, KANSAS CITY 10



*Los Angeles Memorial Coliseum, Sunday, Jan. 15, 1967; Attendance: 61,946; Time: 2:37; Weather: 72° F; sunny, hazy*

The Packers launched the Super Bowl series by whipping Kansas City's AFL champions, 35-10, behind Bart Starr, Max McGee and a key interception by All-Pro safety Willie Wood.

Vince Lombardi's repeating NFL champions broke open the game with three second-half touchdowns. Wood set up the first, returning an interception 50 yards to the Chiefs' 5, with the Packers up only 14-10. Len Dawson's pass was intended for Kansas City tight end Fred Arbans.

McGee, replacing Boyd Dowler (injured on the Packers' first series), after having caught only four passes all season, snared seven from Starr for 138 yards and two touchdowns. Elijah Pitts ran for two other scores, one on a 5-yard run in the third quarter, the other on a 1-yard bolt in the final period.

The Chiefs' lone touchdown came on a 7-yard pass from Dawson to Curtis McClinton.

Starr, the Super Bowl's first MVP, completed 16 of 23 passes for 250 yards and two TDs. The aging McGee caught both scores, 37 yards in the first quarter and a 13-yard catch in the decisive third period.

The Packers collected \$15,000 per man and the Chiefs \$7,500 apiece – the largest single-game shares in the history of team sports at the time. The game was not a sellout; more than 30,000 seats remained empty.

## Kansas City Chiefs

Offense			Defense		
LE	88	C.Burford	LE	75	J.Mays
LT	77	J.Tyrer	LT	58	A.Rice
LG	71	E.Budde	RT	86	B.Buchanan
C	66	W.Frazier	RE	85	C.Hurston
RG	64	C.Merz	LLB	78	B.Bell
RT	73	D.Hill	MLB	69	S.Headrick
RE	84	F.Arbanas	RLB	55	E.Holub
QB	16	L.Dawson	LC	24	F.Williamson
HB	21	M.Garrett	RC	22	W.Mitchell
FB	32	C.McClinton	LS	20	B.Hunt
FL	89	O.Taylor	RS	42	J.Robinson

## Green Bay Packers

Offense			Defense		
LE	84	C.Dale	LE	87	W.Davis
LT	76	B.Skoronski	LT	77	R.Kostelnik
LG	63	F.Thurston	RT	74	H.Jordan
C	50	B.Curry	RE	82	L.Aldridge
RG	64	J.Kramer	LLB	89	D.Robinson
RT	75	F.Fregg	MLB	66	R.Nitschke
RE	81	M.Fleming	RLB	60	L.Caffey
QB	15	B.Starr	LC	26	H.Alderley
HB	22	E.Pitts	RC	21	B.Jeter
FB	31	J.Taylor	LS	40	T.Brown
SE	86	B.Dowler	RS	24	W.Wood

Referee: Norm Schachter (NFL)



Max McGee

	1	2	3	4	Total
Kansas City	0	10	0	0	10
Green Bay	7	7	14	7	35

## FIELD GOALS (made ( ) &amp; missed)

M.Mercer (31) 40WR

Team	Qtr	Time	Play Description (Extra Point) (Drive Info)	KC	GB
Packers	1	6:04	M.McGee 37 yd. pass from B.Starr (D.Chandler kick) (6-80, 3:06)	0	7
Chiefs	2	10:40	C.McClinton 7 yd. pass from L.Dawson (M.Mercer kick) (6-66, 3:44)	7	7
Packers	2	4:37	J.Taylor 14 yd. run (D.Chandler kick) (13-73, 6:03)	7	14
Chiefs	2	0:54	M.Mercer 31 yd. Field Goal (6-50, 3:43)	10	14
Packers	3	12:33	E.Pitts 5 yd. run (D.Chandler kick) (1-5, 0:09)	10	21
Packers	3	0:51	M.McGee 13 yd. pass from B.Starr (D.Chandler kick) (10-56, 5:25)	10	28
Packers	4	6:35	E.Pitts 1 yd. run (D.Chandler kick) (8-80, 4:13)	10	35

**Sacks:** Chiefs: B.Buchanan 1, E.Holub 1, B.Bell 0.5, J.Mays 0.5. Packers: W.Davis 2, H.Jordan 1.5, B.Brown 1, R.Nitschke 1, R.Kostelnik 0.5.

**Packers Tackle Leaders:** L.Caffey 7 (5-2), R.Nitschke 6 (5-1), L.Aldridge 6 (4-2), H.Jordan 6 (4-2), B.Jeter 4 (3-1), D.Robinson 3 (3-0), R.Kostelnik 3 (2-1), W.Wood 3 (2-1).

## Kansas City Chiefs

Rushing	Att	Yd	Avg	Lg	TD
L.Dawson	3	24	8.0	15	0
M.Garrett	6	17	2.8	9	0
C.McClinton	6	16	2.7	6	0
P.Beathard	1	14	14.0	14	0
B.Coan	3	1	0.3	3	0
Total	19	72	3.8	15	0

## Passing

Att	Cm	Yds	TD	Lg	Int
L.Dawson	27	16	211	1	31
P.Beathard	5	1	17	0	17
Total	32	17	218	1	31

## Receiving

No	Yd	Avg	Lg	TD	
C.Burford	4	67	16.8	27	0
O.Taylor	4	57	14.3	31	0
M.Garrett	3	28	9.3	17	0
C.McClinton	2	34	17.0	27	1
F.Arbanas	2	30	15.0	18	0
R.Carolan	1	7	7.0	7	0
B.Coan	1	5	5.0	5	0
Total	17	228	13.4	31	1

## Intercept.

No	Yd	Avg	Lg	TD
W.Mitchell	1	0	0.0	0
Total	1	0	0.0	0

## P&gt;Returns

No	Yd	Avg	FC	Lg	TD
M.Garrett	2	17	8.5	9	0
E.Thomas	1	2	1.0	2	0
Total	3	19	6.3	9	0

## K&gt;Returns

No	Yd	Avg	Lg	TD	
B.Coan	4	87	21.8	31	0
M.Garrett	2	43	21.5	23	0
Total	6	130	21.7	31	0

## Green Bay Packers

Rushing	Att	Yd	Avg	Lg	TD
J.Taylor	17	56	3.3	14	1
E.Pitts	11	45	4.1	12	2
D.Anderson	4	30	7.5	13	0
J.Grabowski	2	2	1.0	2	0
Total	34	133	3.9	14	3

## Passing

Att	Cm	Yds	TD	Lg	Int
B.Starr	23	16	250	2	37
Z.Brzkowski	1	0	0	0	0
Total	24	16	250	2	37

## Receiving

No	Yd	Avg	Lg	TD	
M.McGee	7	138	19.7	37	2
C.Dale	4	59	14.8	25	0
E.Pitts	2	32	16.0	22	0
M.Fleming	2	22	11.0	11	0
J.Taylor	1	-1	-1.0	-1	0
Total	16	250	15.6	37	2

## Intercept.

No	Yd	Avg	Lg	TD	
W.Wood	1	50	50.0	50	0
Total	1	50	50.0	50	0

## P&gt;Returns

No	Yd	Avg	FC	Lg	TD
D.Anderson	3	25	8.3	0	15
W.Wood	1	-2	-2.0	-1	2
Total	4	23	5.8	1	15

## K&gt;Returns

No	Yd	Avg	Lg	TD	
H.Alderley	2	40	20.0	20	0
D.Anderson	1	25	25.0	25	0
Total	3	65	21.7	25	0

	Chiefs	Packers
<b>TOTAL FIRST DOWNS</b>	17	21
By Rushing	4	10
By Passing	12	11
By Penalty	1	0
<b>THIRD-DOWN EFFICIENCY</b>	3-13-23%	11-15-73%
<b>FOURTH-DOWN EFFICIENCY</b>	0-0-0%	0-0-0%
<b>TOTAL NET YARDS</b>	239	361
Total Offensive Plays	57	61
Average gain per offensive play	4.2	5.9
<b>NET YARDS RUSHING</b>	72	133
Total Rushing Plays	19	34
Average gain per rushing play	3.8	3.9
<b>NET YARDS PASSING</b>	167	228
Times thrown-yards lost att. to pass	6-61	3-22
Gross yards passing	228	250
<b>PASS ATT-COMP-INT</b>	32-17-1	24-16-1
Average gain per pass play	4.4	8.4
<b>PUNTS Number and Average</b>	7-45.3	4-43.3
<b>TOTAL RETURN YARDS (not inc. kickoffs)</b>	19	73
No. and Yards Punt Returns	3-19	4-23
No. and Yards Kickoff Returns	6-130	3-65
No. and Yards Interception Returns	1-0	1-50
<b>PENALTIES Number and Yards</b>	4-26	4-40
<b>FUMBLES Number and Lost</b>	1-0	1-0
<b>EXTRA POINTS Made-Attempts</b>	1-1	5-5
<b>FIELD GOALS Made-Attempts</b>	1-2	0-0
<b>RED-ZONE EFFICIENCY</b>	1-1-100%	4-4-100%
<b>GOAL-TO-GO EFFICIENCY</b>	1-1-100%	2-2-100%
<b>SAFETIES</b>	0	0
<b>FINAL SCORE</b>	10	35
<b>TIME OF POSSESSION</b>	28:35	31:25

# SUPER BOWL II

## GREEN BAY 33, OAKLAND 14

*Miami Orange Bowl, Sunday, Jan. 14, 1968; Attendance: 75,546; Time: 2:34; Weather: 68° F; PC, 52% humidity, wind W 14 mph*

Acquiring a third straight NFL championship two weeks earlier, the Packers embellished that record-tying parlay by winning a second consecutive Super Bowl. This time, they dispatched the AFL champion Raiders, 33-14, in a game that drew the first \$3 million gate in football history.

Bart Starr again was the game's most valuable player as he completed 13 of 24 passes for 202 yards and one touchdown and directed a Packers attack that was in control all the way after building a 16-7 halftime lead.

Don Chandler kicked four field goals (39, 20, 43 and 31 yards), and All-Pro cornerback Herb Adderley returned an interception of a Daryle Lamonica pass 60 yards for a touchdown.

Leading 3-0 at the quarter, the Packers got three Chandler field goals and a 62-yard scoring pass from Starr to split end Boyd Dowler before halftime. They then left the Raiders behind with a 10-point third period, Donny Anderson scoring on a 2-yard run and Chandler with his final field goal.

The game ended Vince Lombardi's nine-year reign as Packers coach. He won six Western Conference championships, five NFL titles and two Super Bowls, a record then unprecedented in pro football history.



Bart Starr

### Green Bay Packers

#### Offense

LE	86	B.Dowler
LT	76	B.Skoronski
LG	68	G.Gillingham
C	57	K.Bowman
RG	64	J.Kramer
RE	75	F.Gregg
RT	81	M.Fleming
QB	15	B.Starr
HB	44	D.Anderson
FB	36	B.Wilson
SE	84	C.Dale

#### Defense

LE	87	W.Davis
LT	77	R.Kostelnik
LG	74	H.Jordan
RG	82	L.Aldridge
LLB	89	D.Robinson
MLB	66	R.Nitschke
RLB	60	L.Caffey
LC	26	H.Adderley
RC	21	B.Jeter
LS	40	T.Brown
RS	24	W.Wood

### Oakland Raiders

#### Offense

LE	89	B.Miller
LT	76	B.Svihus
LG	63	G.Upshaw
RG	00	J.Otto
LLB	65	W.Hawkins
MLB	79	H.Schuh
RLB	33	B.Cannon
LC	3	D.Lamonica
RC	24	P.Banaszak
LS	20	W.Powers
RS	29	H.Williams

#### Defense

LE	77	I.Lassiter
LT	53	D.Birdwell
LG	74	T.Keating
RG	83	B.Davidson
LLB	42	B.Laskey
MLB	55	D.Conners
RLB	34	G.Otto
LC	77	K.McCloughan
RC	24	W.Brown
LS	20	W.Powers
RS	29	H.Williams

Referee: Jack Vest

	1	2	3	4	Total
Green Bay	3	13	10	7	33
Oakland	0	7	0	7	14

### FIELD GOALS (made / missed)

D.Chandler (39) (20) (43) (31)	G.Blanda 4/7
--------------------------------	--------------

Team	Qtr	Time	Play Description (Extra Point) (Drive Info)
Packers	1	9:53	D.Chandler 39 yd. Field Goal (10-34, 4:01)
Packers	2	11:52	D.Chandler 20 yd. Field Goal (17-84, 8:40)
Packers	2	10:50	B.Dowler 62 yd. pass from B.Starr (D.Chandler kick) (1-62, 0:11)
Raiders	2	6:15	B.Miller 23 yd. pass from D.Lamonica (G.Blanda kick) (9-78, 4:20)
Packers	2	0:01	D.Chandler 43 yd. run. Field Goal (4-9, 0:19)
Packers	3	5:54	D.Anderson 2 yd. run (D.Chandler kick) (11-82, 4:41)
Packers	3	0:02	D.Chandler 31 yd. Field Goal (9-37, 4:47)
Packers	4	11:03	H.Adderley 60 yd. interception return (D.Chandler kick)
Raiders	4	9:13	B.Miller 23 yd. pass from D.Lamonica (G.Blanda kick) (4-74, 1:35)

### GB Oak

3	0
6	0
13	0
13	7
16	7
23	7
26	7
33	7
33	14

### Sacks:

Packers: W.Davis 3. Raiders: T.Keating 2, D.Birdwell 1, B.Davidson 1.

### Packers Tackle Leaders:

R.Nitschke 9 (5-4), W.Davis 7 (7-0), W.Wood 7 (5-2), D.Robinson 7 (2-5), T.Brown 6 (4-2), L.Caffey 6 (4-2), H.Adderley 5 (4-1), B.Jeter 4 (2-2), T.Crutcher 3 (2-1), H.Jordan 3 (2-1).

	Packers	Raiders
<b>TOTAL FIRST DOWNS</b>	19	16
By Rushing	11	5
By Passing	7	10
By Penalty	1	1
<b>THIRD-DOWN EFFICIENCY</b>	5-16-31%	3-11-27%
<b>FOURTH-DOWN EFFICIENCY</b>	1-1-100%	0-0-0%
<b>TOTAL NET YARDS</b>	325	291
Total Offensive Plays	69	57
Average gain per offensive play	4.7	5.1
<b>NET YARDS RUSHING</b>	163	105
Total Rushing Plays	41	20
Average gain per rushing play	4.0	5.2
<b>NET YARDS PASSING</b>	162	186
Times thrown-yards lost att. to pass	4-40	3-22
Gross yards passing	202	208
<b>PASS ATT-COMP-INT</b>	24-13-0	34-15-1
Average gain per pass play	5.8	5.6
<b>PUNTS Number and Average</b>	6-39.0	6-44.0
<b>TOTAL RETURN YARDS (not inc. kickoffs)</b>	95	12
No. and Yards Punt Returns	3-35	2-12
No. and Yards Kickoff Returns	3-49	7-127
No. and Yards Interception Returns	1-60	0-0
<b>PENALTIES Number and Yards</b>	1-12	4-31
<b>FUMBLES Number and Lost</b>	0-0	3-2
<b>EXTRA POINTS Made-Attempts</b>	3-3	2-2
<b>FIELD GOALS Made-Attempts</b>	4-4	0-1
<b>RED-ZONE EFFICIENCY</b>	1-2-50%	0-0-0%
<b>GOAL-TO-GO EFFICIENCY</b>	1-1-100%	0-0-0%
<b>SAFETIES</b>	0	0
<b>FINAL SCORE</b>	33	14
<b>TIME OF POSSESSION</b>	35:54	24:06

Green Bay Packers						
Rushing	Att	Yd	Avg	Lg	TD	
B.Wilson	17	65	3.8	13	0	
D.Anderson	14	48	3.4	8	1	
T.Williams	8	36	4.5	18	0	
B.Starr	1	14	14.0	14	0	
C.Mercein	1	0	0.0	0	0	
<b>Total</b>	<b>41</b>	<b>163</b>	<b>4.0</b>	<b>18</b>	<b>1</b>	
Passing	Att	Cm	Yds	TD	Lg	Int
B.Starr	24	13	202	1	62	0
<b>Total</b>	<b>24</b>	<b>13</b>	<b>202</b>	<b>1</b>	<b>62</b>	<b>0</b>
Receiving	No	Yd	Avg	Lg	TD	
C.Dale	4	43	10.8	17	0	
M.Fleming	4	35	8.8	11	0	
B.Dowler	2	71	35.5	62	1	
D.Anderson	2	18	9.0	12	0	
M.McGee	1	35	35.0	35	0	
<b>Total</b>	<b>13</b>	<b>202</b>	<b>15.5</b>	<b>62</b>	<b>1</b>	
Intercept.	No	Yd	Avg	Lg	TD	
H.Adderley	1	60	60.0	60	1	
<b>Total</b>	<b>1</b>	<b>60</b>	<b>60.0</b>	<b>60</b>	<b>1</b>	
P>Returns	No	Yd	Avg	FC	Lg	TD
W.Wood	3	35	11.7	0	31	0
<b>Total</b>	<b>3</b>	<b>35</b>	<b>11.7</b>	<b>0</b>	<b>31</b>	<b>0</b>
K>Returns	No	Yd	Avg	Lg	TD	
H.Adderley	1	24	24.0	24	0	
T.Williams	1	18	18.0	18	0	
T.Crutcher	1	7	7.0	7	0	
<b>Total</b>	<b>3</b>	<b>49</b>	<b>16.3</b>	<b>24</b>	<b>0</b>	

Oakland Raiders						
Rushing	Att	Yd	Avg	Lg	TD	
H.Dixon	12	52	4.3	14	0	
L.Todd	2	37	18.5	32	0	
P.Banaszak	6	16	2.7	5	0	
<b>Total</b>	<b>20</b>	<b>105</b>	<b>5.2</b>	<b>32</b>	<b>0</b>	
Passing	Att	Cm	Yds	TD	Lg	Int
D.Lamonica	34	15	208	2	41	1
<b>Total</b>	<b>34</b>	<b>15</b>	<b>208</b>	<b>2</b>	<b>41</b>	<b>1</b>
Receiving	No	Yd	Avg	Lg	TD	
B.Miller	5	84	16.8	23	2	
P.Banaszak	4	69	17.3	41	0	
B.Cannon	2	25	12.5	15	0	
F.Biletnikoff	2	10	5.0	6	0	
W.Wells	1	17	17.0	17	0	
H.Dixon	1	3	3.0	3	0	
<b>Total</b>	<b>15</b>	<b>208</b>	<b>13.9</b>	<b>41</b>	<b>2</b>	
Intercept.	No	Yd	Avg	Lg	TD	
R.Bird	1	12	12.0	12	0	
W.Wells	1	0	0.0	0	0	
<b>Total</b>	<b>2</b>	<b>12</b>	<b>6.0</b>	<b>12</b>	<b>0</b>	
P>Returns	No	Yd	Avg	FC	Lg	TD
R.Bird	1	12	12.0	12	0	
W.Wells	1	0	0.0	0	0	
D.Grayson	3	61	20.3	25	0	
W.Hawkins	1	3	3.0	3	0	
<b>Total</b>	<b>7</b>	<b>127</b>	<b>18.1</b>	<b>25</b>	<b>0</b>	

PACKERS SUPER BOWLS  
 COMMUNITY  
 ADMIN. & COACHES  
 VETERANS  
 DRAFT & FREE AGENTS  
 REVIEW  
 2022  
 SUPER BOWLS  
 LAMBEAU FIELD  
 MISC.

## SUPER BOWL XXXI

## GREEN BAY 35, NEW ENGLAND 21

Louisiana Superdome, New Orleans, La., Sunday, Jan. 26, 1997; Attendance: 72,301; Time: 3:21; Weather: (indoors)



Using several momentum-turning big plays, the Packers held off resilient New England to capture their first world championship in 29 years. For Green Bay, the victory also marked its league-high 12th NFL championship as well as its third Super Bowl triumph.

The Packers jumped to an early 10-0 lead. Brett Favre, sensing a Patriots blitz, audibled on Green Bay's second play from scrimmage, hitting late-season pickup Andre Rison on a wide-open post pattern for a

54-yard touchdown pass. On the ensuing New England possession, Doug Evans intercepted Drew Bledsoe at the Patriots' 28, which led to a 37-yard field goal by Chris Jacke.

New England then was able to turn the tide in its favor, however, as Bledsoe took his club on two long drives for touchdowns. The first, which covered 79 yards and culminated in a short pass to Keith Byars, was aided by two long throws to Pats running backs and a 26-yard pass-interference penalty. The second, starting at the New England 43, was spurred by a leaping, 44-yard reception by rookie Terry Glenn. When Ben Coates caught a 4-yard TD pass from Bledsoe, the Patriots momentarily had their only lead of the game and had completed the highest-scoring first quarter in Super Bowl history.

Green Bay rebounded to retake the lead when Favre, seeing Patriots' strong safety Lawyer Milloy at the line of scrimmage in tight coverage on Antonio Freeman, watched Freeman elude Milloy's "bump" and lofted a perfect aerial to Freeman along the right sideline. Freeman, able to outrun New England's late-arriving free safety, covered 81 yards for the longest reception in Super Bowl history at that time. After another Jacke field goal, Favre took advantage of a Mike Prior interception and escorted his troops on a nine-play, 74-yard march just before halftime that ended when, on a bootleg left, he lunged the ball over the goal line as he was rolling out of bounds.

Taking a 27-14 edge out of the locker room at halftime, Green Bay maintained that lead

until late in the third quarter, when the Patriots' Curtis Martin made a magnificent 18-yard run up the middle of the Packers' defense to pull New England to within six points at 27-21.

That margin was short-lived, though, as Desmond Howard returned the ensuing kickoff 99 yards for a back-breaking touchdown (the longest kick return in Super Bowl history at the time), bursting through the center of the Packers' well-blocked wedge, then juking kicker Adam Vinatieri to bolt free. Howard, who had 244 total return yards in the game including key punt runbacks of 32 and 34 yards, was voted the game's most valuable player, becoming the first special teams player to be so honored. A subsequent, successful two-point conversion, where Favre found Mark Chmura along the back of the end zone, gave the Green and Gold an insurmountable two-touchdown lead.

The top-ranked Green Bay defense, which had four interceptions of Bledsoe, was led by Reggie White, who sacked the New England quarterback a Super Bowl-record three times, including twice in a row on the possession immediately following Howard's scoring return.

Favre, playing less than an hour from his hometown of Kiln, Miss., completed 14 of 27 passes for 246 yards and two touchdowns without an interception, while his counterpart, Bledsoe, threw for 253 yards and two scores on 25-of-48 passing.



## New England Patriots

Offense		Defense	
WR 84	S.Jefferson	LE 92	F.Collins
LT 78	B.Armstrong	LT 97	M.Wheeler
LG 76	W.Roberts	RT 75	P.Sagapolutele
C 64	D.Wohlabaugh	RE 55	W.McGinest
RG 71	T.Rucci	LLB 53	C.Slade
RT 68	M.Lane	MLB 52	T.Johnson
TE 87	B.Coates	RLB 59	T.Collins
WR 88	T.Glenn	LCB 24	T.Law
QB 11	D.Bledsoe	RCB 45	O.Smith
RB 28	C.Martin	SS 36	L.Milloy
FB 41	K.Byars	FS 32	W.Clay

## Green Bay Packers

Offense		Defense	
WR 86	A.Freeman	LE 92	R.White
LT 64	B.Wilkerson	DT 71	S.Dotson
LG 73	A.Taylor	NT 93	Gi.Brown
C 52	F.Winters	RE 96	S.Jones
RG 63	A.Timmerman	LLB 59	W.Simmons
RT 72	E.Dotson	MLB 54	R.Cox
TE 89	M.Chmura	RLB 51	B.Williams
WR 84	A.Rison	LCB 21	C.Newsome
QB 4	B.Favre	RCB 33	D.Evans
RB 34	E.Bennett	SS 36	L.Butler
FB 30	W.Henderson	FS 41	E.Robinson

Referee: Gerald Austin (34)

## FIELD GOALS (made ( ) &amp; missed)

	1	2	3	4	Total
New England	14	0	7	0	21
Green Bay	10	17	8	0	35

C.Jacke (37) (31) 47WR

Team	Qtr	Time	Play Description (Extra Point) (Drive Info)	NE	GB
Packers	1	11:28	A.Rison 54 yd. pass from B.Favre (C.Jacke kick) (2-55, 0:51)	0	7
Packers	1	8:42	C.Jacke 37 yd. Field Goal (4-9, 1:58)	0	10
Patriots	1	6:35	K.Byars 1 yd. pass from D.Bledsoe (A.Vinatieri kick) (6-79, 2:07)	7	10
Patriots	1	2:33	B.Coates 4 yd. pass from D.Bledsoe (A.Vinatieri kick) (4-57, 2:11)	14	10
Packers	2	14:04	A.Freeman 81 yd. pass from B.Favre (C.Jacke kick) (1-81, 0:10)	14	17
Packers	2	8:15	C.Jacke 31 yd. Field Goal (8-33, 2:58)	14	20
Packers	2	1:11	B.Favre 2 yd. run (C.Jacke kick) (9-74, 5:59)	14	27
Patriots	3	3:27	C.Martin 18 yd. run (A.Vinatieri kick) (7-53, 3:25)	21	27
Packers	3	3:10	D.Howard 99 yd. kickoff return (M.Chmura-B.Favre pass)	21	35



continued on next page



### New England Patriots

Rushing	Att	Yd	Avg	Lg	TD
C.Martin	11	42	3.8	18	1
D.Bledsoe	1	1	1.0	1	0
D.Meggett	1	0	0.0	0	0
<b>Total</b>	<b>13</b>	<b>43</b>	<b>3.3</b>	<b>18</b>	<b>1</b>

Passing	Att	Cm	Yds	TD	Lg	In
D.Bledsoe	48	25	253	2	44	4
<b>Total</b>	<b>48</b>	<b>25</b>	<b>253</b>	<b>2</b>	<b>44</b>	<b>4</b>

Receiving	No	Yd	Avg	Lg	TD
B.Coates	6	67	11.2	19	1
T.Glenn	4	62	15.5	44	0
K.Byars	4	42	10.5	32	1
S.Jefferson	3	34	11.3	14	0
C.Martin	3	28	9.3	20	0
D.Meggett	3	8	2.7	5	0
V.Brisby	2	12	6.0	7	0
<b>Total</b>	<b>25</b>	<b>253</b>	<b>10.1</b>	<b>44</b>	<b>2</b>

Intercept.	No	Yd	Avg	Lg	TD
<b>Total</b>	<b>0</b>	<b>0</b>	<b>0.0</b>	<b>0</b>	<b>0</b>

P>Returns	No	Yd	Avg	FC	Lg	TD
D.Meggett	4	30	7.5	2	20	0
(downed)	1	0	0.0	0	0	0
<b>Total</b>	<b>4</b>	<b>30</b>	<b>7.5</b>	<b>2</b>	<b>20</b>	<b>0</b>

K>Returns	No	Yd	Avg	Lg	TD
D.Meggett	5	117	23.4	26	0
H.Graham	1	18	18.0	18	0
(t'back)	1	0	0.0	0	0
<b>Total</b>	<b>6</b>	<b>135</b>	<b>22.5</b>	<b>26</b>	<b>0</b>

### Green Bay Packers

Rushing	Att	Yd	Avg	Lg	TD
D.Levens	14	61	4.4	12	0
E.Bennett	17	40	2.4	10	0
B.Favre	4	12	3.0	12	1
W.Henderson	1	2	2.0	2	0
<b>Total</b>	<b>36</b>	<b>115</b>	<b>3.2</b>	<b>12</b>	<b>1</b>

Passing	Att	Cm	Yds	TD	Lg	In
B.Favre	27	14	246	2	81	0
<b>Total</b>	<b>27</b>	<b>14</b>	<b>246</b>	<b>2</b>	<b>81</b>	<b>0</b>

Receiving	No	Yd	Avg	Lg	TD
A.Freeman	3	105	35.0	81	1
D.Levens	3	23	7.7	14	0
A.Rison	2	77	38.5	54	1
W.Henderson	2	14	7.0	8	0
M.Chmura	2	13	6.5	8	0
K.Jackson	1	10	10.0	10	0
E.Bennett	1	4	4.0	4	0
<b>Total</b>	<b>14</b>	<b>246</b>	<b>17.6</b>	<b>81</b>	<b>2</b>

Intercept.	No	Yd	Avg	Lg	TD
B.Williams	1	16	16.0	16	0
M.Prior	1	8	8.0	8	0
D.Evans	1	0	0.0	0	0
C.Newsome	1	0	0.0	0	0
<b>Total</b>	<b>4</b>	<b>24</b>	<b>6.0</b>	<b>16</b>	<b>0</b>

P>Returns	No	Yd	Avg	FC	Lg	TD
D.Howard	6	90	15.0	1	34	0
(out/bnds)	1	0	0.0	0	0	0
<b>Total</b>	<b>6</b>	<b>90</b>	<b>15.0</b>	<b>1</b>	<b>34</b>	<b>0</b>

K>Returns	No	Yd	Avg	Lg	TD
D.Howard	4	154	38.5	99	1
<b>Total</b>	<b>4</b>	<b>154</b>	<b>38.5</b>	<b>99</b>	<b>1</b>

	Patriots	Packers
<b>TOTAL FIRST DOWNS</b> .....	16	16
By Rushing .....	3	8
By Passing .....	12	6
By Penalty .....	1	2
<b>THIRD-DOWN EFFICIENCY</b> .....	4-14-29%	3-15-20%
<b>FOURTH-DOWN EFFICIENCY</b> .....	0-2-0%	0-1-0%
<b>TOTAL NET YARDS</b> .....	257	323
Total Offensive Plays .....	66	68
Average gain per offensive play .....	3.9	4.8
<b>NET YARDS RUSHING</b> .....	43	115
Total Rushing Plays .....	13	36
Average gain per rushing play .....	3.3	3.2
<b>NET YARDS PASSING</b> .....	214	208
Times thrown-yards lost att. to pass .....	5-39	5-38
Gross yards passing .....	253	246
<b>PASS ATT-COMP-INT</b> .....	48-25-4	27-14-0
Average gain per pass play .....	4.0	6.5
<b>PUNTS Number and Average</b> .....	8-45.1	7-42.7
<b>TOTAL RETURN YARDS (not inc. kickoffs)</b> .....	30	114
No. and Yards Punt Returns .....	4-30	6-90
No. and Yards Kickoff Returns .....	6-135	4-154
No. and Yards Interception Returns .....	0-0	4-24
<b>PENALTIES Number and Yards</b> .....	2-22	3-41
<b>FUMBLES Number and Lost</b> .....	0-0	0-0
<b>EXTRA POINTS Made-Attempts</b> .....	3-3	4-4
Kicking Made-Attempts .....	3-3	3-3
Passing Made-Attempts .....	0-0	1-1
<b>FIELD GOALS Made-Attempts</b> .....	0-0	2-3
<b>RED-ZONE EFFICIENCY</b> .....	3-3-100%	1-3-33%
<b>GOAL-TO-GO EFFICIENCY</b> .....	2-2-100%	1-1-100%
<b>SAFETIES</b> .....	0	0
<b>FINAL SCORE</b> .....	21	35
<b>TIME OF POSSESSION</b> .....	25:45	34:15



**Sacks:** Patriots: T.Bruschi 2, F.Collons 1, W.McGinest 1, O.Smith 1. Packers: R.White 3, L.Butler 1, S.Dotson 1.

**Packers Tackle Leaders:** E.Robinson 9 (6-3), L.Butler 7 (7-0), C.Newsome 6 (3-3), B.Williams 5 (4-1), G.Brown 5 (3-2), S.Dotson 4 (3-1), W.Simmons 4 (3-1), D.Evans 4 (2-2), R.Cox 4 (1-3), S.Jones 3 (3-0), R.White 3 (3-0), G.Wilkins 1 (1-0), M.Prior 1 (0-1), T.Williams 1 (0-1).

"This trophy ... this is it. It was named after Vince Lombardi. You play in Green Bay. As important as it is to any other team and any other player, it means more to us.

"Back in July, we set our goals. And I'm so proud of you. You made every single goal. You earned it, you worked for it.

"And before we came out for the second half, what did you do? You locked arms. Do it right now, men. Do it right now.

"To the coaches, players, organization, trainers, equipment people, *everybody*, this trophy is for you, men. *Everybody*. *Everybody*. *Everybody*. Everyone had a say in it, everyone got it done. I'm proud of you."

— Head Coach Mike Holmgren, Packers postgame locker room, Jan. 26, 1997

## SUPER BOWL XXXII

## DENVER 31, GREEN BAY 24

Qualcomm Stadium, San Diego, Calif., Sunday, Jan. 25, 1998; Attendance: 68,912; Time: 3:25; Weather: 67° F; sunny



Behind a dominating rushing performance by San Diego native Terrell Davis, four-time Super Bowl loser Denver garnered its first-ever victory in the NFL's title game to dethrone the reigning champion Packers to win what some called "the best Super Bowl ever." In the process, the Broncos also ended a 13-game Super Bowl winning streak by the National Football Conference representative and sent Green Bay to its initial Super Bowl defeat after three triumphs.

Davis, named the game's most valuable player, averaged 5.2 yards per carry as he rushed for 157 yards and three touchdowns, including the final, decisive score with less than two minutes remaining.

After the opening possession — a 76-yard scoring sequence by Green Bay — it appeared (falsely) that the game might turn into just another rout by the NFC against an over-matched AFC opponent. The Packers easily traversed the field, capping the drive with an arching, 22-yard touchdown pass from Brett Favre to Antonio Freeman at the back of the end zone, Freeman tap-dancing to get his feet down, and Green Bay had a 7-0 lead less than five minutes into the contest.

But the Broncos stormed back, scoring the first three times they had the ball to commandeer a 17-7 advantage. After Davis went over from a yard out for Denver's initial points, the Broncos forced a pair of turnovers in Green Bay territory. First, Favre was intercepted when he prematurely unloaded a pass for Robert Brooks while under a heavy blitz, a miscue which resulted in a 1-yard touchdown run by Broncos quarterback John Elway on a bootleg to the right. Then, after Favre fumbled when hit by Denver safety Steve Atwater on another blitz, the Broncos tacked on a long field goal by Jason Elam.

Green Bay mounted an impressive, 95-yard touchdown drive to consume the latter half of the second quarter and pull to within 17-14.

Favre lofted a perfect aerial to tight end Mark Chmura in the back right corner of the end zone just 12 seconds before halftime, a pass which narrowly skirted the fingertips of a leaping defender.

Davis, who had missed the entire second quarter after experiencing migraine-headache symptoms, fumbled on the first play from scrimmage of the second half, an error which turned into a game-tying Ryan Longwell field goal only minutes later.

The Broncos went ahead again late in the third period, when Davis scored his second touchdown of the game to culminate a 92-yard, seven-plus-minute drive. And when, on the ensuing kickoff, Freeman fumbled at his own 22, things looked dire for Green Bay as it stared at a potential two-touchdown deficit heading into the final quarter. But when the Broncos went for the jugular on their first play, free safety Eugene Robinson intercepted Elway in the end zone.

Favre completed three passes to Freeman on the ensuing Green Bay possession, including a 13-yard crossing route for the receiver's second touchdown, which knotted the score at 24 with 13½ minutes remaining. Freeman made nine receptions (for 126 yards) on the day to equal the club's all-time playoff record.

After the Packers failed to take advantage of one fourth-quarter drive which neared midfield, Denver ran the ball down their throat for the game's winning touchdown, a drive which covered 49 yards in only five plays — four on the ground. Davis strolled into the end zone untouched up the middle for a 31-24 lead with just 105 ticks of the clock left.

Still facing the relentless blitzing which had characterized the play of the Denver defense throughout the game, from his own 30-yard line Favre moved the Packers 39 yards down the field on four straight passes to Dorsey Levens to reach the Broncos' 31 with 42 seconds remaining.

But when his next three throws fell incomplete, including a fourth-down pass intended for Chmura which was knocked down by linebacker John Moberly, the game was Denver's, giving Elway a long-awaited Super Bowl victory after he personally had endured three losses. In the process, the Broncos became just the second wild-card team to capture a Super Bowl.

continued on next page



## Green Bay Packers

	Offense	Defense
WR	86 A.Freeman	LE 92 R.White
LT	78 R.Verba	DT 71 S.Dotson
LG	73 A.Taylor	NT 93 G.Brown
C	52 F.Winters	RE 98 G.Wilkins
RG	63 A.Timmerman	LLB 54 S.Joyner
RT	72 E.Dotson	MLB 55 B.Harris
TE	89 M.Chmura	LLB 51 B.Williams
WR	87 R.Brooks	LCB 37 T.Williams
QB	4 B.Favre	RCB 33 D.Evans
RB	25 D.Levens	SS 36 L.Butler
FB	30 W.Henderson	FS 41 E.Robinson

## Denver Broncos


	Offense	Defense
WR	80 R.Smith	LE 90 N.Smith
LT	65 G.Zimmerman	LT 94 K.Traylor
LG	60 M.Schlereth	RT 98 M.Tanuvasa
C	66 T.Nalen	RE 91 A.Williams
RG	75 B.Habib	WLB 51 J.Mobley
RT	77 T.Jones	MLB 57 A.Aldridge
TE	84 S.Sharpe	SLB 53 B.Romanowski
WR	87 E.McCaffrey	LCB 39 R.Crockett
QB	7 J.Elway	RCB 23 D.Gordon
RB	30 T.Davis	SS 34 T.Braxton
FB	29 H.Griffith	FS 27 S.Atwater

Referee: Ed Hochuli (85)

	1	2	3	4	Total
Green Bay	7	7	3	7	24
Denver	7	10	7	7	31

	FIELD GOALS (made / missed)
R.Longwell	(27)
J.Elam	(51)

Team	Qtr	Time	Play Description (Extra Point) (Drive Info)	GB Den
Packers	1	10:58	A.Freeman 22 yd. pass from B.Favre (R.Longwell kick) (8-76, 4:02)	7 0
Broncos	1	5:39	T.Davis 1 yd. run (J.Elam kick) (10-58, 5:19)	7 7
Broncos	2	14:55	J.Elway 1 yd. run (J.Elam kick) (8-45, 4:54)	7 14
Broncos	2	12:21	J.Elam 51 yd. Field Goal (4-0, 1:02)	7 17
Packers	2	0:12	M.Chmura 6 yd. pass from B.Favre (R.Longwell kick) (17-95, 7:26)	14 17
Packers	3	11:59	R.Longwell 27 yd. Field Goal (7-17, 2:42)	17 17
Broncos	3	0:34	T.Davis 1 yd. run (J.Elam kick) (13-92, 7:12)	17 24
Packers	4	13:32	A.Freeman 13 yd. pass from B.Favre (R.Longwell kick) (4-85, 1:39)	24 24
Broncos	4	1:45	T.Davis 1 yd. run (J.Elam kick) (5-49, 1:42)	24 31



continued on next page

Favre, while not turning in his usual MVP-like performance, completed 25 of 42 passes for 256 yards and three touchdowns with one interception. Elway, who did not complete a pass to one of his wide receivers until late in the third quarter, threw for 123 yards on 12-of-22 passing while being intercepted once.



Green Bay Packers						Denver Broncos							
Rushing	Att	Yd	Avg	Lg	TD	Rushing	Att	Yd	Avg	Lg	TD		
D.Levens	19	90	4.7	16	0	T.Davis	30	157	5.2	27	3		
R.Brooks	1	5	5.0	5	0	J.Elway	5	17	3.4	10	1		
Total	20	95	4.8	16	0	V.Hebron	3	3	1.0	2	0		
						H.Griffith	1	2	2.0	2	0		
						Total	39	179	4.6	27	4		
Passing	Att	Cm	Yds	TD	Lg	In	Passing	Att	Cm	Yds	TD	Lg	In
B.Favre	42	25	256	3	27	1	J.Elway	22	12	123	0	36	1
Total	42	25	256	3	27	1	Total	22	12	123	0	36	1
Receiving	No	Yd	Avg	Lg	TD	Receiving	No	Yd	Avg	Lg	TD		
A.Freeman	9	126	14.0	27	2	S.Sharpe	5	38	7.6	12	0		
D.Levens	6	56	9.3	22	0	E.McCaffrey	2	45	22.5	36	0		
M.Chmura	4	43	10.8	21	1	T.Davis	2	8	4.0	4	0		
R.Brooks	3	16	5.3	10	0	H.Griffith	1	23	23.0	23	0		
W.Henderson	2	9	4.5	7	0	V.Hebron	1	5	5.0	5	0		
T.Mickens	1	6	6.0	6	0	D.Carswell	1	4	4.0	4	0		
Total	25	256	10.2	27	3	Total	12	123	10.3	36	0		
Intercept.	No	Yd	Avg	Lg	TD	Intercept.	No	Yd	Avg	Lg	TD		
E.Robinson	1	17	17.0	17	0	T.Braxton	1	0	0.0	0	0		
Total	1	17	17.0	17	0	Total	1	0	0.0	0	0		
P>Returns	No	Yd	Av	FC	Lg	TD	P>Returns	No	Yd	Av	FC	Lg	TD
R.Brooks	0	0	0.0	1	0	0	D.Gordon	0	0	0.0	2	0	0
(downed)	3	0	0.0	0	0	0	R.Smith	0	0	0.0	1	0	0
Total	0	0	0.0	1	0	0	(downed)	1	0	0.0	0	0	0
							Total	0	0	0.0	3	0	0
K>Returns	No	Yd	Avg	Lg	TD	K>Returns	No	Yd	Avg	Lg	TD		
A.Freeman	6	104	17.3	22	0	V.Hebron	4	79	19.8	32	0		
Total	6	104	17.3	22	0	K.Burns	1	16	16.0	16	0		
						Total	5	95	19.0	32	0		



**Sacks:** Packers: none. Broncos: Atwater 1.

	Packers	Broncos
<b>TOTAL FIRST DOWNS</b> .....	21	21
By Rushing.....	4	14
By Passing.....	14	5
By Penalty.....	3	2
<b>THIRD-DOWN EFFICIENCY</b> .....	5-14-36%	5-10-50%
<b>FOURTH-DOWN EFFICIENCY</b> .....	0-1-0%	0-0-0%
<b>TOTAL NET YARDS</b> .....	350	302
Total Offensive Plays.....	63	61
Average gain per offensive play.....	5.6	5.0
<b>NET YARDS RUSHING</b> .....	95	179
Total Rushing Plays.....	20	39
Average gain per rushing play.....	4.8	4.6
<b>NET YARDS PASSING</b> .....	255	123
Times thrown-yards lost att. to pass.....	1-1	0-0
Gross yards passing.....	256	123
<b>PASS ATT-COMP-INT</b> .....	42-25-1	22-12-1
Average gain per pass play.....	5.9	5.6
<b>PUNTS Number and Average</b> .....	4-35.5	4-36.5
<b>TOTAL RETURN YARDS (not inc. kickoffs)</b> .....	17	0
No. and Yards Punt Returns.....	0-0	0-0
No. and Yards Kickoff Returns.....	6-104	5-95
No. and Yards Interception Returns.....	1-17	1-0
<b>PENALTIES Number and Yards</b> .....	9-59	7-65
<b>FUMBLES Number and Lost</b> .....	2-2	1-1
<b>EXTRA POINTS Made-Attempts</b> .....	3-3	4-4
<b>FIELD GOALS Made-Attempts</b> .....	1-1	1-1
<b>RED-ZONE EFFICIENCY</b> .....	2-3-67%	4-4-100%
<b>GOAL-TO-GO EFFICIENCY</b> .....	1-1-100%	4-4-100%
<b>SAFETIES</b> .....	0	0
<b>FINAL SCORE</b> .....	24	31
<b>TIME OF POSSESSION</b> .....	27:35	32:25

**Packers Tackle Leaders:** L.Butler 9 (7-2), E.Robinson 8 (6-2), B.Harris 7 (6-1), S.Dotson 6 (6-0), T.Williams 6 (6-0), B.Williams 5 (5-0), G.Brown 4 (3-1), S.Joyner 3 (3-0), D.Evans 3 (2-1), R.White 1 (1-0).

**PLAYERS WHO HAVE PLAYED IN TWO SUPER BOWLS FOR PACKERS**

H.Adderley..... I, II	E.Dotson..... XXXI, XXXII	T.Jervy..... XXXI, XXXII	B.Skoronski..... I, II
L.Aldridge..... I, II	S.Dotson..... XXXI, XXXII	B.Jeter..... I, II	B.Starr..... I, II
D.Anderson..... I, II	B.Dowler..... I, II	H.Jordan..... I, II	A.Taylor..... XXXI, XXXII
K.Bowman..... I, II	D.Evans..... XXXI, XXXII	R.Kostelnik..... I, II	J.Thomason..... XXXI, XXXII
Z.Bratkowski..... I, II	B.Favre..... XXXI, XXXII	J.Kramer..... I, II	F.Thurston..... I, II
B.Brown..... I, II	M.Fleming..... I, II	D.Levens..... XXXI, XXXII	A.Timmerman..... XXXI, XXXII
Gi.Brown..... XXXI, XXXII	A.Freeman..... XXXI, XXXII	B.Long..... I, II	J.Weatherwax..... I, II
T.Brown..... I, II	G.Gillingham..... I, II	M.McGee..... I, II	R.White..... XXXI, XXXII
L.Butler..... XXXI, XXXII	F.Gregg..... I, II	K.McKenzie..... XXXI, XXXII	B.Wilkerson..... XXXI, XXXII
L.Caffey..... I, II	B.Harris..... XXXI, XXXII	T.Mickens..... XXXI, XXXII	G.Wilkins..... XXXI, XXXII
D.Chandler..... I, II	D.Hart..... I, II	R.Mullen..... XXXI, XXXII	B.Williams..... XXXI, XXXII
M.Chmura..... XXXI, XXXII	W.Henderson..... XXXI, XXXII	R.Nitschke..... I, II	Ty.Williams..... XXXI, XXXII
T.Crutcher..... I, II	C.Hentrich..... XXXI, XXXII	M.Prior..... XXXI, XXXII	F.Winters..... XXXI, XXXII
C.Dale..... I, II	D.Holland..... XXXI, XXXII	D.Robinson..... I, II	W.Wood..... I, II
W.Davis..... I, II	L.Hollingquest..... XXXI, XXXII	E.Robinson..... XXXI, XXXII	



# SUPER BOWL XLV

## GREEN BAY 31, PITTSBURGH 25

Cowboys Stadium, Arlington, Texas, Sunday, Feb. 6, 2011; Attendance: 91,060; Time: 3:32; Weather: (indoors)



On the strength of a masterful passing display by quarterback Aaron Rodgers and a series of timely turnovers courtesy of an opportunistic defense, the resilient Packers laid claim to the franchise's fourth Super Bowl title in front of 91,060 fans at majestic Cowboys Stadium in Arlington, Texas. Green Bay became just the second No. 6 seed to win the Super Bowl since the league adopted a 12-team format in 1990, and capped off its string of six consecutive elimination games by again overcoming the loss of key players to injuries, just as it had throughout the 2010 season.

Offensively, the Packers opened the game in a four-wide-receiver set intent on spreading out Pittsburgh's attacking 3-4 defense and keeping its vaunted front seven off balance. After the teams traded punts early on, Rodgers led the Packers on an 80-yard scoring drive on the unit's second possession. The quarterback completed 5 of 6 attempts for 63 yards on the series, perfectly placing a 29-yard touchdown in the hands of receiver Jordy Nelson along the right sideline for the game's opening score.

And it wouldn't be long before the Packers built on their early lead.

On the first play of the Steelers' ensuing possession, defensive lineman Howard Green bull-rushed his way into the Pittsburgh pocket, batting the arm of quarterback Ben Roethlisberger, whose deep pass down the left sideline fell well short and into the arms of converging Packers safety Nick Collins at the Pittsburgh 37. After securing the interception, Collins weaved his way through would-be tacklers and went airborne at the 3, diving into the end zone to give Green Bay a commanding 14-0 lead with 3:20 remaining in the opening quarter.

After surrendering a 33-yard field goal that made the score 14-3, the Packers defense was the beneficiary of a Roethlisberger mistake on Pittsburgh's next possession when cornerback Jarrett Bush jumped in front of a crossing route intended for receiver Mike Wallace and came down with the interception at the Green Bay 47.

Despite receiving news that veteran stalwart receiver Donald Driver would not return to the game due to an ankle injury, Rodgers and the offense wasted little time taking advantage of the extra possession and the field position that accompanied it. They needed only four plays to cross

the goal line, doing so when Rodgers made another of his pinpoint throws, a 21-yard dart to wide receiver Greg Jennings over the deep middle. The quarterback's pass eluded safety Ryan Clark, who had closed tightly on the route, and made the score 21-3.

While the Driver injury was an unquestioned blow to the offense, the defense also suffered a seemingly devastating loss when cornerback Charles Woodson, a playoff captain and the team's leader throughout the postseason, sustained a broken collarbone on the second play of Pittsburgh's final drive of the first half.

Pittsburgh scored its first touchdown of the game five plays after the Woodson injury when Roethlisberger found Hines Ward in the back corner of the end zone from 8 yards out.

The Packers entered the locker room ahead, 21-10, but were forced to regroup in the face of the injuries. Having gone through the painful process of placing 15 players on injured reserve during the regular season, overcoming injuries was a familiar practice for these Packers.

That said, the Steelers built off of the momentum they carried into halftime and came out with a vengeance in the second half. Their first drive ended with an 8-yard touchdown run by Rashard Mendenhall that tightened the score to 21-17.

The Packers, meanwhile, sputtered offensively in the third quarter as Rodgers fell victim to drops and other miscues that inhibited his usual rhythm in the passing game.

With the Steelers driving deeper into Packers territory for the go-ahead score at the start of the fourth quarter, line-

backer Clay Matthews made the kind of game-changing play that had defined his young career in Green Bay. On a second-down run to his side, he shot inside of a block by a tight end, and, in concert with defensive end Ryan Pickett, met Mendenhall in the backfield, jarring the ball loose. The fumble was recovered by linebacker Desmond Bishop, and momentum was shifted almost entirely back in the Packers' favor.

Eight plays later, Rodgers found Jennings for an 8-yard touchdown that again made it a two-score game, at 28-17.

Refusing to go quietly, Roethlisberger and the veteran Steelers responded immediately, putting together a seven-play drive of their own that culminated with a 25-yard touchdown pass to Wallace and a successful two-point conversion on an option pitch to wide receiver Antwan Randle El.

Leading by a narrow 28-25 margin, Rodgers and the offense took over with 7:29 remaining, looking to wind the clock down and put the game out

*continued on next page*



Pittsburgh Steelers			
	Offense	Defense	
WR	86 H.Ward	NT	98 C.Hampton
LT	72 J.Scott	RDE	99 B.Keisel
LG	68 C.Kernoeatu	LOLB	56 L.Woodley
C	64 D.Legursky	LILB	51 J.Farrior
RG	73 R.Foster	RILB	94 L.Timmons
RT	71 F.Adams	ROLB	92 J.Harrison
TE	83 H.Miller	LCB	20 B.McFadden
RB	34 R.Mendenhall	FS	25 R.Clark
QB	85 D.Johnson	SS	43 T.Polamalu
FB	7 B.Roethlisberger	RCB	24 I.Taylor
TE	89 M.Spaeth	CB	22 W.Gay

Green Bay Packers			
	Offense	Defense	
WR	85 G.Jennings	LDE	79 R.Pickett
LT	76 C.Clifton	NT	90 B.Raji
LG	73 D.Colledge	RDE	95 H.Green
C	63 S.Wells	DE	98 C.Wilson
RG	71 J.Sitton	LOLB	52 C.Matthews
RT	75 B.Bulaga	BLB	50 A.Hawk
RB	44 J.Starks	MLB	58 D.Bishop
WR	89 J.Jones	ROLB	55 F.Zombo
QB	12 A.Rodgers	LCB	21 C.Woodson
WR	80 D.Driver	FS	36 N.Collins
WR	87 B.Nelson	RCB	38 T.Williams

Referee: Walt Anderson (66)

	1	2	3	4	Total
Pittsburgh	0	10	7	8	25
Green Bay	14	7	0	10	31

### FIELD GOALS (made ( ) & missed)

S.Suisham	(33) 52W	M.Crosby	(23)
-----------	----------	----------	------

Team	Qtr	Time	Play Description (Extra Point) (Drive Info)	Pit GB
Packers	1	3:44	J.Nelson 29 yd. pass from A.Rodgers (M.Crosby kick) (9-80, 4:33)	0 7
Packers	1	3:20	N.Collins 37 yd. interception return (M.Crosby kick)	0 0 14
Steelers	2	11:08	S.Suisham 33 yd. Field Goal (13-49, 7:12)	3 14
Packers	2	2:24	G.Jennings 21 yd. pass from A.Rodgers (M.Crosby kick) (4-53, 2:04)	3 21
Steelers	2	0:39	H.Ward 8 yd. pass from B.Roethlisberger (S.Suisham kick) (7-77, 1:45)	10 21
Steelers	3	10:19	R.Mendenhall 8 yd. run (S.Suisham kick) (5-50, 2:20)	17 21
Packers	4	11:57	G.Jennings 8 yd. pass from A.Rodgers (M.Crosby kick) (8-55, 2:53)	17 28
Steelers	4	7:34	M.Wallace 25 yd. pass from B.Roethlisberger (A.Randle El run) (7-66, 4:23)	25 28
Packers	4	2:07	M.Crosby 23 yd. Field Goal (10-70, 5:27)	25 31

*continued on next page*





of reach. On third-and-10 from their own 25, Rodgers made one of the most memorable throws in the history of the Super Bowl. The Steelers rushed only three, but even having eight players in coverage wasn't enough to keep Rodgers from connecting with Jennings down the seam for 31 yards, just beyond the fingertips of cornerback Ike Taylor, who had excellent coverage on the play.

The drive resulted in a 23-yard Mason Crosby field goal that extended the lead to 31-25, but also gave Pittsburgh and the dangerous Roethlisberger a chance to drive for the winning score with just under two minutes remaining.

The Packers' defense stood up to the challenge though, and Roethlisberger's fourth-down pass to Wallace was broken up by cornerback Tramon Williams.

After two kneel-downs by Rodgers, confetti showered the field and the Packers were champions of pro football for a record 13th time. League commissioner Roger Goodell and guest presenter Roger Staubach handed the Vince Lombardi Trophy to Packers President/CEO Mark Murphy, General Manager Ted Thompson and Head Coach Mike McCarthy on a celebratory platform at midfield.

Rodgers was awarded game most valuable player honors after completing 24-of-39 attempts for 304 yards and three touchdowns. He became just the fourth quarterback ever to throw for 300 yards and three TDs in a Super Bowl.

**Pittsburgh Steelers**

Rushing	Att	Yd	Avg	Lg	TD
R.Mendenhall	14	63	4.5	17	1
B.Roethlisberger	4	31	7.8	18	0
I.Redman	2	19	9.5	16	0
M.Moore	3	13	4.3	7	0
Total	23	126	5.5	18	1

Passing	Att	Cm	Yds	TD	Lg	In
B.Roeth.	40	25	263	2	37	2
Total	40	25	263	2	37	2

Receiving	No	Yd	Avg	Lg	TD
M.Wallace	9	89	9.9	25	1
H.Ward	7	78	11.1	17	1
A.Randle El	2	50	25.0	37	0
E.Sanders	2	17	8.5	13	0
H.Miller	2	12	6.0	15	0
M.Spaeth	1	9	9.0	9	0
R.Mendenhall	1	7	7.0	7	0
A.Brown	1	1	1.0	1	0
Total	25	263	10.5	37	2

Intercept.	No	Yd	Avg	Lg	TD
Total	0	0	0	0	0

P>Returns	No	Yd	Avg	FC	Lg	TD
A.Brown	4	5	1.3	0	2	0
A.Randle El	0	0	0.0	1	0	0
(f'back)	1	0	0.0	0	0	0
Total	4	5	1.3	1	2	0

K>Returns	No	Yd	Avg	Lg	TD
A.Brown	4	88	22.0	38	0
I.Redman	1	12	12.0	12	0
M.Moore	1	11	11.0	11	0
Total	6	111	18.5	38	0

**Green Bay Packers**

Rushing	Att	Yd	Avg	Lg	TD
J.Starks	11	52	4.7	14	0
A.Rodgers	2	-2	-1.0	-1	0
Total	13	50	3.8	14	0

Passing	Att	Cm	Yds	TD	Lg	In
A.Rodgers	39	24	304	3	38	0
Total	39	24	304	3	38	0

Receiving	No	Yd	Avg	Lg	TD
J.Nelson	9	140	15.6	38	1
J.Jones	5	50	10.0	21	0
G.Jennings	4	64	16.0	31	2
D.Driver	2	28	14.0	24	0
B.Jackson	1	14	14.0	14	0
A.Quarless	1	5	5.0	5	0
K.Hall	1	2	2.0	2	0
T.Carbre	1	1	1.0	1	0
Total	24	304	12.7	38	3

Intercept.	No	Yd	Avg	Lg	TD
N.Collins	1	37	37.0	37	1
J.Bush	1	1	1.0	1	0
Total	2	38	19.0	37	1

P>Returns	No	Yd	Avg	FC	Lg	TD
T.Williams	1	0	0.0	0	0	0
(downed)	1	0	0.0	0	0	0
(f'back)	1	0	0.0	0	0	0
Total	1	0	0.0	0	0	0

K>Returns	No	Yd	Avg	Lg	TD
P.Lee	2	44	22.0	28	0
J.Nelson	1	19	19.0	19	0
(f'back)	2	0	0.0	0	0
Total	3	63	21.0	28	0

	Steelers	Packers
<b>TOTAL FIRST DOWNS</b> .....	19	15
By Rushing .....	8	4
By Passing .....	11	11
By Penalty .....	0	0
<b>THIRD-DOWN EFFICIENCY</b> .....	7-13-54%	6-13-46%
<b>FOURTH-DOWN EFFICIENCY</b> .....	0-1-0%	0-0-0%
<b>TOTAL NET YARDS</b> .....	387	338
Total Offensive Plays .....	64	55
Average gain per offensive play .....	6.1	6.1
<b>NET YARDS RUSHING</b> .....	126	50
Total Rushing Plays .....	23	13
Average gain per rushing play .....	5.5	3.8
<b>NET YARDS PASSING</b> .....	261	288
Times thrown-yards lost att. to pass .....	1-2	3-16
Gross yards passing .....	263	304
<b>PASS ATT-COMP-INT</b> .....	40-25-2	39-24-0
Average gain per pass play .....	6.4	6.9
<b>PUNTS Number and Average</b> .....	3-51.0	6-40.5
<b>TOTAL RETURN YARDS (not inc. kickoffs)</b> .....	5	38
No. and Yards Punt Returns .....	4-5	1-0
No. and Yards Kickoff Returns .....	6-111	3-63
No. and Yards Interception Returns .....	0-0	2-38
<b>PENALTIES Number and Yards</b> .....	6-55	7-67
<b>FUMBLES Number and Lost</b> .....	1-1	1-0
<b>EXTRA POINTS Made-Attempts</b> .....	3-3	4-4
Kicking Made-Attempts .....	2-2	4-4
Rushing Made-Attempts .....	1-1	0-0
<b>FIELD GOALS Made-Attempts</b> .....	1-2	1-1
<b>RED-ZONE EFFICIENCY</b> .....	2-3-67%	1-2-50%
<b>GOAL-TO-GO EFFICIENCY</b> .....	2-2-100%	1-2-50%
<b>SAFETIES</b> .....	0	0
<b>FINAL SCORE</b> .....	25	31
<b>TIME OF POSSESSION</b> .....	33:25	26:35



**Sacks:** Steelers: J.Harrison 1, E.Hood 1, L.Woodley 1. Packers: F.Zombo 1.

**Packers Tackle Leaders:** C.Peprah 10 (9-1), D.Bishop 8 (6-2), T.Williams 6 (3-3), F.Zombo 5 (5-0), A.Hawk 5 (2-3), N.Collins 4 (4-0), C.Matthews 3 (3-0), J.Bush 3 (2-1), C.Woodson 3 (2-1), R.Pickett 2 (2-0), S.Shields 2 (2-0), P.Lee 1 (1-0).

**INTERCEPTION RETURNS A WINNING FORMULA IN THE SUPER BOWL**

After Packers safety Nick Collins intercepted Steelers QB Ben Roethlisberger at Pittsburgh's 37-yard line in front of the Steelers' bench late in the first quarter of Super Bowl XLV, he embarked on a return that would significantly turn the momentum in Green Bay's favor. Collins weaved his way through a host of Steelers on his way to the end zone, going aerial at the 3-yard line and across the goal line to put the Packers ahead by a commanding 14-0 margin early in the game.

Green Bay went on to defeat Pittsburgh, 31-25, for what was the fourth Super Bowl title in the illustrious history of the franchise. Collins became the second Packer and 12th overall player in league history to return an interception for a touchdown in the Super Bowl.

Interestingly, in what is a testament to the evolution of the passing game, there were only four interception touchdowns in the first 20 Super Bowls, and after a 14-year drought, there have been 11 in the last 23 world championship contests. Teams who are the beneficiary of such critical plays are 12-1 in the big game. A closer look at the 15 interception returns for touchdowns and the results of those games:

Player	Team	Opp	SB	Ret. Yds	Result	Player	Team	Opp	SB	Ret. Yds	Result
Herb Adderley	GB	Oak.	II	60	W, 33-14	Dwight Smith	TB	Oak.	XXXVII	50	W, 48-21
Willie Brown	Oak.	Min.	XI	75	W, 32-14	Kelvin Hayden	Ind.	ChiB	XLI	56	W, 29-17
Jack Squire	LARd	Was.	XVIII	5	W, 38-9	James Harrison	Pit.	Ari.	XLII	100	W, 27-23
Reggie Phillips	ChiB	NE	XX	28	W, 46-10	Tracy Porter	NO	Ind.	XLIV	74	W, 31-17
Duane Starks	BalR	NYG	XXXV	49	W, 34-7	<b>Nick Collins</b>	GB	Pit.	XLV	37	W, 31-25
Ty Law	NE	SFLR	XXXVI	47	W, 20-17	Malcolm Smith	Sea.	Den.	XLVIII	69	W, 43-8
Dwight Smith	TB	Oak.	XXXVII	44	W, 48-21	Robert Alford	Atl.	NE	LI	82	L, 34-28
Derrick Brooks	TB	Oak.	XXXVII	44	W, 48-21						

## GREEN BAY PACKERS SUPER BOWL RINGS

First played Jan. 15, 1967, at the Los Angeles Coliseum, the Super Bowl was initiated to match the champions of the then-rival American Football League and National Football League. With a dominating defeat of their counterpart, the AFL's Kansas City Chiefs, by a score of 35-10 in Super Bowl I, the Packers laid the foundation for what would become a tradition of Super Bowl success. Just a year later in Super Bowl II, the Packers emerged with an equally impressive 33-14 conquest of the AFL's Oakland Raiders. Twenty-nine years later, Green Bay made its long-awaited return, appearing in Super Bowl XXXI and beating the New England Patriots, 35-21, making the franchise a perfect three-for-three in the renowned title game. Similar to their first tour in the late 1960's, the Packers returned to the championship game the following year, but suffered defeat at the hands of the Denver Broncos in Super Bowl XXXII.

Ending a hiatus that lasted 13 years, the 2010 Packers fought their way to North Texas for a Super Bowl XLV showdown with the Pittsburgh Steelers. The Packers prevailed, 31-25, in that contest, returning the famed Vince Lombardi Trophy to its rightful home in Green Bay.

In commemoration of those triumphs, each time the Packers went through the process of developing and purchasing a unique, customized ring honoring those within the organization who had contributed to the team's ultimate success.



### SUPER BOWL I CHAMPIONSHIP RING

**Designers:** Vince Lombardi, the team's head coach; Bob Skoronski, the team's starting left tackle and at the time a part-time Jostens sales representative during the off-season; and Ken Westland, a representative of the Jostens Corporation.

**Features:** On one side is the

NFL logo and shield; above the shield is a ribbon with the scores from the Packers' NFL Championship and Super Bowl victories, the first one reading "Green Bay 34, Dallas 27" in the upper left and the second one "Green Bay 35, Kansas City 10" in the upper right; below the shield is a crown with the three-word inscription "Harmony, Courage, Valor"; on the other side is a ribbon for the person's name, a Green Bay Packers helmet and a football. The top of the ring has "WORLD CHAMPIONS" spanning the upper and "GREEN BAY PACKERS" spanning the lower with the words broken up by a "19" on the left and "66" on the right. Within the white gold insert in the center on the top is a 1.00 point full-cut brilliant diamond. As an interesting anecdote, it is said that the specific nature of the diamond being exactly 1.00 pt. stems from the extremely precise, detail-oriented head coach, Vince Lombardi. Full-cut brilliant diamonds can range in size from .93-1.07 points, but according to those involved with the design, Lombardi demanded that the diamonds all be exactly 1.00 pt. The Packers produced approximately 45 of these rings for players, coaches and select staff members.

### SUPER BOWL II CHAMPIONSHIP RING

**Designers:** Lombardi, Skoronski and Westland.

**Features:** On one side of the ring is a shield that holds within it a Green Bay Packers helmet and two crowns, one



### SUPER BOWL XXXI CHAMPIONSHIP RING

**Designers:** Packers President and CEO Bob Harlan, General Manager Ron Wolf, and Head Coach Mike Holmgren teamed with the organization's seven-member executive committee and worked in concert with Jostens representatives Gary Rotherham, John Scarpellini and Charlie Anderson, a championship ring artist, to develop the idea.

**Features:** The center-top of the ring boasts a raised "G" on a background of diamonds with the words "World Champions" surrounding the logo. One shank (side) features the word "Packers" over the year "1996" above the word "Tradition," while the other shank includes the recipient's name, the Packers logo on a helmet, the team's 1996-97 record (16-3) and the recipient's number or position with the team. The ring contains 115 diamonds totaling 235 points, or 2.35 karats. In a true testament to the expansion of not only the league's roster limits, but also the front office and board of directors, the team produced 165 of the actual championship rings.

In addition to the rings themselves, Jostens designed several different sketches for the Packers, including a



honoring the 1966 championship and then another for the 1967 championship. Above the shield are banners commemorating all of the titles that had been won under then-head coach Lombardi: 1961, 1962, 1965, 1966 and 1967. Above those banners is a ribbon similar to the one from the previous year, featuring the scores of the Packers' two victorious championship games that closed out the season. The first is "Green Bay 21, Dallas 17," in remembrance of the historic NFL Championship Game known forever as "The Ice Bowl," and the second reads "Green Bay 33, Oakland 14," from Super Bowl II. Below the shield reads the word "Challenge." The other side of the ring features a ribbon with the person's name, and a large crown that has "NFL" inscribed on one side and "AFL" on the other with the crown

sitting on top of the globe to signify the world championships. Below the globe is the inscription "Run to Win." The Packers produced approximately 45 of these rings for players, coaches and select staff members.

Below the shield reads the word "Challenge." The other side of the ring features a ribbon with the person's name, and a large crown that has "NFL" inscribed on one side and "AFL" on the other with the crown

sitting on top of the globe to signify the world championships. Below the globe is the inscription "Run to Win." The Packers produced approximately 45 of these rings for players, coaches and select staff members.

Below the shield reads the word "Challenge." The other side of the ring features a ribbon with the person's name, and a large crown that has "NFL" inscribed on one side and "AFL" on the other with the crown

sitting on top of the globe to signify the world championships. Below the globe is the inscription "Run to Win." The Packers produced approximately 45 of these rings for players, coaches and select staff members.

Below the shield reads the word "Challenge." The other side of the ring features a ribbon with the person's name, and a large crown that has "NFL" inscribed on one side and "AFL" on the other with the crown

sitting on top of the globe to signify the world championships. Below the globe is the inscription "Run to Win." The Packers produced approximately 45 of these rings for players, coaches and select staff members.

Below the shield reads the word "Challenge." The other side of the ring features a ribbon with the person's name, and a large crown that has "NFL" inscribed on one side and "AFL" on the other with the crown

sitting on top of the globe to signify the world championships. Below the globe is the inscription "Run to Win." The Packers produced approximately 45 of these rings for players, coaches and select staff members.

Below the shield reads the word "Challenge." The other side of the ring features a ribbon with the person's name, and a large crown that has "NFL" inscribed on one side and "AFL" on the other with the crown

sitting on top of the globe to signify the world championships. Below the globe is the inscription "Run to Win." The Packers produced approximately 45 of these rings for players, coaches and select staff members.

Below the shield reads the word "Challenge." The other side of the ring features a ribbon with the person's name, and a large crown that has "NFL" inscribed on one side and "AFL" on the other with the crown

sitting on top of the globe to signify the world championships. Below the globe is the inscription "Run to Win." The Packers produced approximately 45 of these rings for players, coaches and select staff members.

## SUPER BOWL XLV CHAMPIONSHIP RING

**Designers:** An organization-led committee featuring Packers President and CEO Mark Murphy, Executive Vice President and General Manager Ted Thompson, and Head Coach Mike McCarthy, along with Vice President of Football Administration Russ Ball and Vice President of Sales and Marketing Tim Connolly. The committee sought input from veteran players and then initiated the process once again with Jostens, producers of all four of the Packers' Super Bowl rings.



**Features:** As part of a recurring motif evident in several facets of the modern-day Packers franchise, the Super Bowl XLV championship ring matches first-rate quality with a thoughtful tribute to the organization's rich history and tradition. Presented to players, coaches and members of the

organization at a ceremony inside the Lambeau Field Atrium in June 2011, the diamond-studded platinum ring celebrates both the memorable journey and victory in the franchise's fifth Super Bowl appearance, and also some of the historical elements that make the Packers one of the NFL's oldest and most storied teams.

Similar to the XXXI ring, the crest features a raised "G" logo, this time cast in 18-karat yellow gold and set atop a green stone tablet. The theme of paying homage to history is seen front and center as the "G" features 13 diamonds commemorating the team's record 13 world championships. Additionally, the crest is cornered on each end by four marquis-cut diamonds in the shape of footballs, representative of the four Super Bowl wins. Comprising the remaining face of the crest are 92 diamonds, recognizing the 92-year history of the organization.

On one shoulder, the player's last name is emblazoned above a replica engraving of Lambeau Field, beneath which is their jersey number with a circle around it. The encircled number is a tribute to the front of the uniform worn by the 1929 team, winners of the first world championship in franchise history.



The opposite shoulder is topped by the spelled-out "PACKERS" logo above the Vince Lombardi Trophy, named, of course, in honor of the organization's legendary head coach. The coach's name is featured much as it is on the actual trophy, above the NFL shield, along with the letters "XLV."

The inside of the band features two separate inscriptions that make the piece unique.

The first is a listing of scores from the four playoff wins with accompanying logos of the defeated opponents. The first three wins came on the road, as the Packers became just the third team in league history to accomplish the feat and just the second No. 6 seed to win the Super Bowl.



The other inscription commemorates the speech given to the team by veteran cornerback Charles Woodson in the locker room following the NFC Championship Game victory over the Chicago Bears at Soldier Field. In the speech, Woodson, with one finger raised, encouraged his teammates to wholly unify for the coming two weeks that would lead them into Super Bowl XLV. His speech, and the major themes referenced within it, have been immortalized inside the ring with a large number "1" and the words "Mind, Goal, Purpose and Heart" listed vertically next to the number.

The rings were weighed at a reported 116 grams and feature diamonds totaling 3.35 carats.

### WOODSON GIVES "ONE" SPEECH FOR ALL TIME

The 2010 Packers became just the third team in NFL history to win three consecutive road playoff games, earning entry into Super Bowl XLV. A team that placed 15 players on injured reserve during the regular season, they continued to defy the odds throughout the playoffs, en route to becoming just the second No. 6 seed ever to win the Super Bowl.

Late in the season and during the playoffs, cornerback Charles Woodson became the team's emotional leader by virtue of his customary excellent performance on the field and his steady guidance off of it. Following the Packers' 21-14 triumph over the Chicago Bears in the NFC Championship Game at Soldier Field, Woodson took to a celebratory platform in the locker room after the team's postgame prayer.

A 13-year veteran who had suffered defeat in Super Bowl XXXVII as a member of the Oakland Raiders, Woodson seized the opportunity to set the agenda for the two weeks that would precede Green Bay's matchup with the Pittsburgh Steelers at Cowboys Stadium in North Texas.

Additionally, Woodson learned before the game that President Barack Obama had said publicly that he would attend the Super Bowl if the Bears were to advance. Knowing that the Super Bowl victor typically travels to the White House following the season, he was able to integrate that theme as well.

What followed is a speech that will forever exist in team lore and was eventually commemorated on the inner band of the team's Super Bowl championship rings:

*"I want y'all to think about one thing ... one ... For two weeks, think about one. Let's be one mind, let's be one heartbeat, for one purpose, one goal, for one more game ... one. Let's get it ... And check this, if the President doesn't want to come watch us in the Super Bowl ... Guess what? We'll go see him! Let's get a 'White House' on three ... One-Two-Three [collectively] 'WHITE HOUSE!'"*





## GREEN BAY'S 61 POSTSEASON GAMES

Overall: 36-25

Home: 20-7

(Green Bay: 18-7; Milwaukee: 2-0)

Away: 11-17

Neutral: 5-1

Date	Playoff	Opponent	Res	Score	Attend
Dec. 13, 1936	1936 NFL Championship	Boston Redskins (@ New York)	W	21-6	29,545
Dec. 11, 1938	1938 NFL Championship	at New York Giants	L	17-23	48,120
Dec. 10, 1939	1939 NFL Championship	New York Giants (@ Milwaukee)	W	27-0	32,279
Dec. 14, 1941	1941 Western Division Playoff	at Chicago Bears	L	14-33	43,425
Dec. 17, 1944	1944 NFL Championship	at New York Giants	W	14-7	46,016
Dec. 26, 1960	1960 NFL Championship	at Philadelphia Eagles	L	13-17	67,325
Dec. 31, 1961	1961 NFL Championship	New York Giants	W	37-0	39,029
Dec. 30, 1962	1962 NFL Championship	at New York Giants	W	16-7	64,892
Dec. 26, 1965	1965 Western Conf. Championship	Baltimore Colts	W	13-10 (ot)	50,484
Jan. 2, 1966	1965 NFL Championship	Cleveland Browns	W	23-12	50,777
Jan. 1, 1967	1966 NFL Championship	at Dallas Cowboys	W	34-27	74,152
Jan. 15, 1967	Super Bowl I (AFL-NFL World Champ.)	Kansas City Chiefs (@ Los Angeles)	W	35-10	61,946
Dec. 23, 1967	1967 Western Conf. Championship	Los Angeles Rams (@ Milwaukee)	W	28-7	49,861
Dec. 31, 1967	1967 NFL Championship	Dallas Cowboys	W	21-17	50,861
Jan. 14, 1968	Super Bowl II (AFL-NFL World Champ.)	Oakland Raiders (@ Miami)	W	33-14	75,546
Dec. 24, 1972	1972 NFC Divisional Playoff	at Washington Redskins	L	3-16	53,140
Jan. 8, 1983	1982 NFC First-Round Playoff	St. Louis Cardinals	W	41-16	54,282
Jan. 16, 1983	1982 NFC Second-Round Playoff	at Dallas Cowboys	L	26-37	63,972
Jan. 8, 1994	1993 NFC Wild Card Playoff	at Detroit Lions	W	28-24	68,479
Jan. 16, 1994	1993 NFC Divisional Playoff	at Dallas Cowboys	L	17-27	64,790
Dec. 31, 1994	1994 NFC Wild Card Playoff	Detroit Lions	W	16-12	58,125
Jan. 8, 1995	1994 NFC Divisional Playoff	at Dallas Cowboys	L	9-35	64,745
Dec. 31, 1995	1995 NFC Wild Card Playoff	Atlanta Falcons	W	37-20	60,453
Jan. 6, 1996	1995 NFC Divisional Playoff	at San Francisco 49ers	W	27-17	69,311
Jan. 14, 1996	1995 NFC Championship	at Dallas Cowboys	L	27-38	65,135
Jan. 4, 1997	1996 NFC Divisional Playoff	San Francisco 49ers	W	35-14	60,787
Jan. 12, 1997	1996 NFC Championship	Carolina Panthers	W	30-13	60,216
Jan. 26, 1997	Super Bowl XXXI ('96 season)	New England Patriots (@ New Orleans)	W	35-21	72,031
Jan. 4, 1998	1997 NFC Divisional Playoff	Tampa Bay Buccaneers	W	21-7	60,327
Jan. 11, 1998	1997 NFC Championship	at San Francisco 49ers	W	23-10	68,987
Jan. 25, 1998	Super Bowl XXXII ('97 season)	Denver Broncos (@ San Diego)	L	24-31	68,912
Jan. 3, 1999	1998 NFC Wild Card Playoff	at San Francisco 49ers	L	27-30	66,506
Jan. 13, 2002	2001 NFC Wild Card Playoff	San Francisco 49ers	W	25-15	59,825
Jan. 20, 2002	2001 NFC Divisional Playoff	at St. Louis Rams	L	17-45	66,338
Jan. 4, 2003	2002 NFC Wild Card Playoff	Atlanta Falcons	L	7-27	65,358
Jan. 4, 2004	2003 NFC Wild Card Playoff	Seattle Seahawks	W	33-27 (ot)	71,457
Jan. 11, 2004	2003 NFC Divisional Playoff	at Philadelphia Eagles	L	17-20 (ot)	67,707
Jan. 9, 2005	2004 NFC Wild Card Playoff	Minnesota Vikings	L	17-31	71,075
Jan. 12, 2008	2007 NFC Divisional Playoff	Seattle Seahawks	W	42-20	72,168
Jan. 20, 2008	2007 NFC Championship	New York Giants	L	20-23 (ot)	72,740
Jan. 10, 2010	2009 NFC Wild Card Playoff	at Arizona Cardinals	L	45-51 (ot)	61,926
Jan. 9, 2011	2010 NFC Wild Card Playoff	at Philadelphia Eagles	W	21-16	69,144
Jan. 15, 2011	2010 NFC Divisional Playoff	at Atlanta Falcons	W	48-21	69,210
Jan. 23, 2011	2010 NFC Championship	at Chicago Bears	W	21-14	62,377
Feb. 6, 2011	Super Bowl XLV ('10 season)	Pittsburgh Steelers (@ North Texas)	W	31-25	91,060
Jan. 15, 2012	2011 NFC Divisional Playoff	New York Giants	L	20-37	72,080
Jan. 5, 2013	2012 NFC Wild Card Playoff	Minnesota Vikings	W	24-10	71,548
Jan. 12, 2013	2012 NFC Divisional Playoff	at San Francisco 49ers	L	31-45	69,732
Jan. 5, 2014	2013 NFC Wild Card Playoff	San Francisco 49ers	L	20-23	77,525
Jan. 11, 2015	2014 NFC Divisional Playoff	Dallas Cowboys	W	26-21	79,704
Jan. 18, 2015	2014 NFC Championship	at Seattle Seahawks	L	22-28 (ot)	68,538
Jan. 10, 2016	2015 NFC Wild Card Playoff	at Washington Redskins	W	35-18	81,367
Jan. 16, 2016	2015 NFC Divisional Playoff	at Arizona Cardinals	L	20-26 (ot)	65,089
Jan. 8, 2017	2016 NFC Wild Card Playoff	New York Giants	W	38-13	77,549
Jan. 15, 2017	2016 NFC Divisional Playoff	at Dallas Cowboys	W	34-31	93,396
Jan. 22, 2017	2016 NFC Championship	at Atlanta Falcons	L	21-44	71,127
Jan. 12, 2020	2019 NFC Divisional Playoff	Seattle Seahawks	W	28-23	78,998
Jan. 19, 2020	2019 NFC Championship	at San Francisco 49ers	L	20-37	72,211
Jan. 16, 2021	2020 NFC Divisional Playoff	Los Angeles Rams	W	32-18	7,439
Jan. 24, 2021	2020 NFC Championship	Tampa Bay Buccaneers	L	26-31	7,772
Jan. 22, 2022	2021 NFC Divisional Playoff	San Francisco 49ers	L	10-13	79,132



1936 World Champions

Front (L-R): Tony Paulekas, Tiny Engebretsen, Lon Evans, Ade Schwammel, Champ Seibold, Frank Butler, George Sauer, Cal Clemens, Buckets Goldenberg, Middle Row: Head Coach Curly Lambeau, Bernie Scherer, Hank Bruder, Lou Gordon, George Svendsen, Walt Kiesling, Johnny Blood, Ernie Smith, Chester Johnston, Assistant Coach Red Smith, Back Row: Joe Laws, Arnie Herber, Herm Schneidman, Russ Letlow, Wayland Becker, Paul Miller, Clarke Hinkle, Don Hutson, Milt Gartenbein, Bobby Monnett





**PACKERS 21, BOSTON REDSKINS 6**

1936 NFL Championship  
Dec. 13 at Polo Grounds, New York

Although New York was not represented in the title playoff, the game was played at the Polo Grounds because George Preston Marshall, upset with Boston support, was shifting his franchise to Washington, D.C. In front of 29,545, Don Hutson caught a 48-yard touchdown pass from Arnie Herber in the first three minutes, and the Packers never trailed.

Green Bay's two second-half scores were set up, respectively, by a 53-yard pass from Herber to Johnny "Blood" McNally and when Lon Evans blocked a punt.

<b>Packers</b> .....	7	0	7	7	—	21
<b>Boston</b> .....	0	6	0	0	—	6
GB — Hutson 48 pass from Herber (Smith kick)						
Bos — Rentner 2 run (kick failed)						
GB — Gantenbein 8 pass from Herber (Smith kick)						
GB — Monnett 2 run (Engebretsen kick)						



**N.Y. GIANTS 23, PACKERS 17**

1938 NFL Championship  
Dec. 11 at Polo Grounds, New York

The Packers overcame an early 9-0 deficit, spawned by two blocked punts deep in their territory, but could not hold off the Giants in the second half. Early in the second quarter, Green Bay began to close in when Arnie Herber capitalized on a Paul "Tiny" Engebretsen interception by lofting a 40-yard touchdown strike to Carl Mulleneaux, cutting the Giants' margin to 9-7.

But the Giants converted a midfield fumble by Packers fullback Eddie Jankowski into a 16-7 lead. Green Bay trimmed the margin to two points before the half, when Clarke Hinkle crashed over from the 6-inch line following a 66-yard Cecil Isbell pass to Wayland Becker.

During the opening minutes of the second half, the Packers took their only lead, when an Engebretsen field goal presented them with a 17-16 edge. The Giants, however, stormed back with a 61-yard scoring drive, capped by a 23-yard pass from Ed Danowski to Hank Soar. Soar fought his way over the goal line from the 2, with Hinkle clinging to one leg, for what proved to be the winning touchdown. A (then) playoff-record 48,120 sat in on the proceedings.

<b>Packers</b> .....	0	14	3	0	—	17
<b>New York</b> .....	9	7	7	0	—	23
NY — FG Cuff 14						
NY — Leemans 6 run (kick failed)						
GB — C.Mulleneaux 40 pass from Herber (Engebretsen kick)						
NY — Barnard 21 pass from Danowski (Cuff kick)						
GB — Hinkle 1 run (Engebretsen kick)						
GB — FG Engebretsen 15						
NY — Soar 23 pass from Danowski (Cuff kick)						



**PACKERS 27, N.Y. GIANTS 0**

1939 NFL Championship  
Dec. 10 at State Fair Park, Milwaukee

The Packers gained long-awaited national respect with the first shutout in an NFL title game, 27-0. Despite bitter 35-mph winds, both Arnie Herber and Cecil Isbell passed for touchdowns in securing the team's fifth world championship before 32,279 fans.

Green Bay mounted a 7-0 halftime lead, by dint of a Herber scoring strike to Milt Gantenbein, as the Giants missed on three field goal attempts.

The Packers pulled away in the third quarter on a 29-yard field goal by Paul "Tiny" Engebretsen, and a 31-yard TD pass from Isbell to Joe Laws, set up by Laws' 30-yard punt return. The Packers added 10 more points in the fourth quarter on a 42-yard field goal by Ernie Smith and a short scoring run by fullback Eddie Jankowski. Green Bay intercepted the Giants six times and held them to only 164 total yards.

<b>New York</b> .....	0	0	0	0	—	0
<b>Packers</b> .....	7	0	10	10	—	27
GB — Gantenbein 7 pass from Herber (Engebretsen kick)						
GB — FG Engebretsen 29						
GB — Laws 31 pass from Isbell (Engebretsen kick)						
GB — FG Smith 42						
GB — Jankowski 1 run (E.Smith kick)						



**CHICAGO BEARS 33, PACKERS 14**

1941 Western Division Playoff  
Dec. 14 at Wrigley Field, Chicago

In a playoff contest necessitated when the two teams finished the year 10-1, each having given the other its lone loss, the Packers fell victim to Chicago's offensive trio of George McAfee, Norm Standlee and Hugh Gallarneau in the 16-degree cold at Wrigley Field.

After the Bears fumbled the opening kickoff, Green Bay grabbed an early 7-0 lead on Clarke Hinkle's 1-yard plunge. But Gallarneau's touchdown on an 81-yard punt return narrowed the gap to 7-6, before Chicago exploded for 24 second-quarter points to essentially settle the issue. The Bears rushed for 277 yards, including McAfee's (then) team-record 119 yards. Standlee ran for 79 and added two touchdowns.

The Bears also held Green Bay's prolific end, Don Hutson, to only one catch for 19 yards.

<b>Packers</b> .....	7	0	7	0	—	14
<b>Chicago</b> .....	6	24	0	3	—	33
GB — Hinkle 1 run (Hutson kick)						
Chi — Gallarneau 81 punt return (kick blocked)						
Chi — FG Snyder 24						
Chi — Standlee 3 run (Stydahar kick)						
Chi — Standlee 2 run (Stydahar kick)						
Chi — Swisher 9 run (Stydahar kick)						
GB — Van Every 10 pass from Isbell (Hutson kick)						
Chi — FG Snyder 26						



**PACKERS 14, N.Y. GIANTS 7**

1944 NFL Championship  
Dec. 17 at Polo Grounds, New York

With peerless pass-catcher Don Hutson employed primarily as a decoy, fullback Ted Fritsch emerged as the offensive hero in the Packers' sixth world title victory.

Fritsch scored both Green Bay touchdowns, a 1-yard run on fourth-and-goal, and a 28-yard pass-and-run collaboration with Irv Comp in the second. Meanwhile, Ward Cuff scored the Giants' touchdown with a 1-yard plunge on the initial play of the fourth quarter, a drive which saw New York advance past its own 35-yard line for the first time in the game. Joe Laws, the Packers' veteran, 34-year-old all-purpose halfback, set a (then) playoff record with three interceptions, and rushed for 74 yards on 13 carries.

<b>Packers</b> .....	0	14	0	0	—	14
<b>New York</b> .....	0	0	7	—	—	7
GB — Fritsch 1 run (Hutson kick)						
GB — Fritsch 28 pass from Comp (Hutson kick)						
NY — Cuff 1 run (Strong kick)						



**PHILADELPHIA 17, PACKERS 13**

1960 NFL Championship  
Dec. 26 at Franklin Field, Philadelphia


The Packers couldn't hold a 13-10 fourth-quarter lead, yielding a late surge to the Eagles, who scored the deciding points on a 5-yard burst by Ted Dean.

Green Bay had stopped Philadelphia at its own 4 late in the third quarter, then recaptured the lead on a 7-yard TD pass from Bart Starr to Max McGee. But on the ensuing kickoff, Dean's

58-yard return ignited the Eagles, and led to his game-winning touchdown with 5:21 remaining. Green Bay made a last-ditch effort, driving to the Eagles' 22, but on its final play, Philadelphia's Chuck Bednarik stopped Jim Taylor at the 8 as time expired.

The contest marked the Packers' first title game appearance in 16 years. It would also mark Vince Lombardi's only playoff loss.

<b>Packers</b> .....	3	3	0	7	—	13
<b>Philadelphia</b> .....	0	10	0	7	—	17
GB — FG Hornung 20						
GB — FG Hornung 23						
Phi — McDonald 35 pass from Van Brocklin (Walston kick)						
Phi — FG Walston 15						
GB — McGee 7 pass from Starr (Hornung kick)						
Phi — Dean 5 run (Walston kick)						



**PACKERS 37, N.Y. GIANTS 0**

1961 NFL Championship  
Dec. 31 at *City Stadium, Green Bay*

Paul Hornung, on leave from the Army, tied a (then) playoff record with 19 points, keying the Packers' rout of the Giants in the first title game ever played in Green Bay.

A (then) team-record 39,029 watched the Green and Gold erupt for 24 points in the second quarter. In all, the Packers scored seven times against the NFL's top defensive team, amassing four touchdowns and three field goals. The defense, meanwhile, proved a devastating complement, intercepting four passes and recovering one fumble, while limiting New York to six first downs and 130 total yards.

Two interceptions, by Ray Nitschke and Hank Gremminger, set up the team's second and third touchdowns, while the fumble recovery (by Forrest Gregg) led to Hornung's second field goal. Hornung's final FG came after Jesse Whittenton's interception.

—renamed Lambeau Field in 1965

New York	.....	0	0	0	0	—	0
Packers	.....	0	24	10	3	—	37
GB	—	Hornung 6 run (Hornung kick)					
GB	—	Dowler 13 pass from Starr (Hornung kick)					
GB	—	R.Kramer 14 pass from Starr (Hornung kick)					
GB	—	FG Hornung 17					
GB	—	FG Hornung 22					
GB	—	R.Kramer 13 pass from Starr (Hornung kick)					
GB	—	FG Hornung 19					



**PACKERS 16, N.Y. GIANTS 7**

1962 NFL Championship  
Dec. 30 at *Yankee Stadium, New York*


In a raw, cyclonic setting (13-degree temperatures and 40-mile-per-hour winds), the Packers led the entire game, a primitive, hand-to-hand struggle. Ray Nitschke, the game's eventual MVP, proved the principal frustration to New York, seeking redemption for a shutout humiliation in the '61 title game. Early in the contest, Nitschke deflected a Giants pass, triggering an interception that

blunted the drive at the Green Bay 10. The linebacker also recovered two fumbles, one that led to the Packers' only touchdown, and another that set up a 29-yard field goal by Jerry Kramer, whose trio of three-pointers provided the eventual margin.

The Giants' only TD came after blocking a Max McGee punt in the Green Bay end zone, midway through the third quarter.

A battered Jim Taylor, engaged in a fierce battle with New York's Sam Huff, set a franchise playoff record with 31 rushing attempts, good for 85 yards.

Packers	.....	3	7	3	3	—	16
New York	.....	0	0	7	0	—	7
GB	—	FG J.Kramer 26					
GB	—	Taylor 7 run (J.Kramer kick)					
NY	—	Collier blocked punt recovery in end zone (Chandler kick)					
GB	—	FG J.Kramer 29					
GB	—	FG J.Kramer 30					



**PACKERS 13, BALTIMORE 10 (OT)**

1965 Western Conference Championship  
Dec. 26 at *Lambeau Field, Green Bay*

Don Chandler's game-winning field goal, at 13:39 of sudden death, ended the Packers' first-ever overtime game, and their only such playoff contest until 2003. His 25-yard kick sent Green Bay to the NFL Championship Game, after both the Colts and Packers ended the regular season 10-3-1.

Chandler's first field goal, a game-tying 22-yarder with 1:58 left in regulation, remains controversial. Baltimore loyalists, led by coach Don Shula, claimed it sailed wide right. The kick, which flew high above the upright, actually triggered the league to extend the goal posts' height for the following season.

The Colts, playing without starting quarterback Johnny Unitas (knee) and his backup Gary Cuozzo (dislocated shoulder), used half-back Tom Matte as a fill-in. Matte completed only five passes, but did gain 57 yards rushing.

Baltimore held a 10-0 halftime lead, scoring 21 seconds into the

game when linebacker Don Shinnick returned a Bill Anderson fumble 25 yards for a touchdown. Bart Starr, in pursuit, injured his ribs on the play. Green Bay's touchdown from scrimmage.

Zeke Bratkowski replaced Starr for the balance of the afternoon, completing 22 of 39 passes for 248 yards. The Packers moved to within 10-7 in the third quarter when Paul Hornung scored on a 1-yard run, setting the stage for Chandler's heroics.

Baltimore	.....	7	3	0	0	—	10
Packers	.....	0	0	7	3	—	13
Bal	—	Shinnick 25 fumble return (Michaels kick)					
Bal	—	FG Michaels 15					
GB	—	Hornung 1 run (Chandler kick)					
GB	—	FG Chandler 22					
GB	—	FG Chandler 25					



**PACKERS 23, CLEVELAND 12**

1966 NFL Championship  
Jan. 2, 1966, at *Lambeau Field, Green Bay*


After four inches of snow softened the Lambeau surface, the Packers used their running game to rally past Cleveland, and a crowd of 50,777 celebrated the team's third championship in five years.

Paul Hornung (18-105) and Jim Taylor (27-96) amassed 201 yards rushing, helping the Packers overcome an early 9-7 deficit.

Packers defenders, meanwhile, allowed only 50 yards to Cleveland's Jim Brown, the league's leading rusher with 1,544 yards during the year.

In the third quarter, Bart Starr finally settled the see-saw battle, escorting the Packers on a 90-yard, 11-play drive, ending when Hornung scored on a 13-yard sweep around the Browns' right perimeter. Kickers Don Chandler and Lou Groza booted five total field goals.

Cleveland	.....	9	3	0	0	—	12
Packers	.....	7	6	7	3	—	23
GB	—	Dale 47 pass from Starr (Chandler kick)					
Cle	—	Collins 17 pass from Ryan (kick failed)					
Cle	—	FG Groza 24					
GB	—	FG Chandler 15					
GB	—	FG Chandler 23					
Cle	—	FG Groza 28					
GB	—	Hornung 13 run (Chandler kick)					
GB	—	FG Chandler 29					



**PACKERS 34, DALLAS 27**

1967 NFL Championship  
Jan. 1, 1967, at *Cotton Bowl, Dallas*

Bart Starr, in one of his finest hours, threw four touchdowns, and Tom Brown thwarted a last-minute Cowboys bid, leading Green Bay to its second straight title and fourth in six years.

With 28 seconds left, Brown stunned most of the 74,152 fans when he intercepted Don Meredith's fourth-down pass in the end zone.

The Packers mounted a quick 14-0 lead, after Starr hit Elijah Pitts on a 21-yard touchdown, and rookie Jim Grabowski returned a fumble 18 yards for a score. But an explosive Dallas comeback cut the margin to 21-17 by halftime, and 21-20 after Danny Villanueva's third-quarter field goal. Starr then hit Boyd Dowler and Max McGee with 16- and 28-yard scoring passes, respectively, to provide a cushion against the Cowboys' late surge.

Packers	.....	14	7	7	6	—	34
Dallas	.....	14	3	3	7	—	27
GB	—	Pitts 17 pass from Starr (Chandler kick)					
GB	—	Grabowski 18 fumble return (Chandler kick)					
Dal	—	Reeves 3 run (Villanueva kick)					
Dal	—	Perkins 23 run (Villanueva kick)					
GB	—	Dale 51 pass from Starr (Chandler kick)					
Dal	—	FG Villanueva 11					
Dal	—	FG Villanueva 32					
GB	—	Dowler 16 pass from Starr (Chandler kick)					
GB	—	McGee 28 pass from Starr (kick blocked)					
Dal	—	Clarke 68 pass from Meredith (Villanueva kick)					



### PACKERS 28, LOS ANGELES 7

1967 Western Conf. Championship  
Dec. 23 at County Stadium, Milwaukee

Travis Williams scored two touchdowns, and the Packers weathered three early turnovers, downing the Rams in the first regularly scheduled conference playoff in NFL history.

After L.A. got on the board first with Roman Gabriel's 29-yard scoring pass to Bernie Casey, the Packers responded with 28 unanswered points, in one of Milwaukee County Stadium's more memorable games.

Williams rushed for 88 yards on 18 carries, while Bart Starr threw for 222 yards with one touchdown and set a (then) team record by completing 73.9 percent of his passes (17 of 23). End Carroll Dale caught Starr's scoring toss, one of six catches for 109 yards. The Packers also sacked Gabriel five times, including 3½ by Henry Jordan.

Green Bay's victory kicked off a trio of postseason wins that included the legendary Ice Bowl NFL championship eight days later, and a second straight Super Bowl victory.

Los Angeles . . . . . 7 0 0 0 — 7

Packers . . . . . 0 14 7 7 — 28

LA — Casey 29 pass from Gabriel (Gossett kick)

GB — Williams 46 run (Chandler kick)

GB — Dale 17 pass from Starr (Chandler kick)

GB — Merciein 6 run (Chandler kick)

GB — Williams 2 run (Chandler kick)

Packers . . . . .	0	3	0	0	—	3
Washington . . . . .	0	10	0	6	—	16
GB —	FG Marcol 17					
Was —	Jefferson 32 pass from Kilmer (Knight kick)					
Was —	FG Knight 42					
Was —	FG Knight 35					
Was —	FG Knight 46					



### PACKERS 41, ST. LOUIS 16

1982 NFC First-Round Playoff  
Jan. 8, 1983, at Lambeau Field, Green Bay

The Packers halted a first-quarter Cardinals drive at the 1, then scored a (then) franchise-record 41 points to open the Super Bowl tournament, following the strike-shortened 1982 season.

Lynn Dickey culminated two long TD drives with passes to John Jefferson and James Lofton. The Packers then capitalized on a pair of

St. Louis turnovers, converting each into an Eddie Lee Ivey TD.

Green Bay led 28-9 at half, and 41-9 in the fourth. Dickey (17 of 23, 260 yards, no interceptions) tied a team playoff record with four TD passes. Jefferson (six catches) set a (then) club postseason mark with 148 receiving yards, including a 60-yard TD reception. And, Jan Stenerud kicked a 46-yard field goal, then the longest in team playoff history.

St. Louis . . . . . 3 6 0 7 — 16

Packers . . . . . 7 21 10 3 — 41

StL — FG O'Donoghue 18

GB — Jefferson 60 pass from Dickey (Stenerud kick)

GB — Lofton 20 pass from Dickey (Stenerud kick)

GB — Ivey 2 run (Stenerud kick)

GB — Ivey 4 pass from Dickey (Stenerud kick)


StL — Tilley 5 pass from Lomax (kick blocked)

GB — FG Stenerud 46

GB — Jefferson 7 pass from Dickey (Stenerud kick)

GB — FG Stenerud 34

StL — Shumann 18 pass from Lomax (O'Donoghue kick)




### WASHINGTON 16, PACKERS 3

1972 NFC Divisional Playoff  
Dec. 24 at RFK Stadium, Washington, D.C.

Chester Marcol's 17-yard field goal early in the second quarter put the Packers out front, but late in the same period, Billy Kilmer's TD to Roy Jefferson gave Washington a lead they never yielded. Curt Knight kicked three field goals to provide Washington's other points before a crowd of 53,140 fans.

John Brockington, the Packers' 1,000-yard rusher, had to settle for 9 yards on 13 carries as Washington used a five-man defensive line to shut down the running game. Washington's Larry Brown rushed for 101 yards on 25 carries.

## THE ICE BOWL



### PACKERS 21, DALLAS 17

1967 NFL Championship  
Dec. 31 at Lambeau Field, Green Bay

Bart Starr's game-winning touchdown, a 1-yard dive behind Jerry Kramer and Ken Bowman with 13 seconds remaining, clinched a third straight Green Bay championship and ended the "Ice Bowl."

Starr's score, on third down with no timeouts left, climaxed a 68-yard, 12-play drive which began with 4:50 on the clock. In all, 50,861 watched the coldest game in league annals. Kickoff temperature was 13 below zero and the wind chill was minus 46.

Like the year before, the Packers grabbed an early 14-0 advantage. But this time the Cowboys came back, gaining a 17-14 edge on the first play of the fourth quarter, when Lance Rentzel caught a 50-yard touchdown from halfback Dan Reeves. The contest was later voted the greatest game in pro football history.

Dallas . . . . . 0 10 0 7 — 17

Packers . . . . . 7 7 0 7 — 21

GB — Dowler 8 pass from Starr (Chandler kick)

GB — Dowler 43 pass from Starr (Chandler kick)

Dal — Andrie 7 fumble return (Villanueva kick)

Dal — FG Villanueva 21

Dal — Rentzel 50 pass from Reeves (Villanueva kick)

GB — Starr 1 run (Chandler kick)




### DID YOU KNOW?

- Even though Super Bowl II had yet to be played, the Packers were anointed as NFL champions following their Ice Bowl victory. In turn, they were recognized as the first three-time champs under the league's playoff system, which had been introduced in 1933. At that point, the NFL and rival American Football League were still operating separately.
- Lambeau Field's underground heating system, Vince Lombardi's pet project, didn't fail due to electrical problems. Moisture built up overnight under a tarp and started turning to ice soon after it was removed. Consequently, the thermostat couldn't be cranked high enough to deal with the severe conditions.

- Quarterback Bart Starr didn't call for a quarterback sneak in the huddle. He called "31 Wedge," which called for the fullback to dive between the center and right guard. Only Starr knew he wasn't going to hand off the ball.
- The UW-La Crosse marching band's halftime show was canceled after 11 members were hospitalized and treated for frostbite following a morning practice.
- Officials couldn't use their whistles to stop play. They froze.





**DALLAS 37, PACKERS 26**  
 1982 NFC Second-Round Playoff  
 Jan. 16, 1983, at Texas Stadium, Irving  
 Dallas' late 74-yard touchdown drive ended all Green Bay comeback hopes, in front of 63,972 fans.  
 The Packers pulled to within four, 30-26, when Mark Lee returned a fourth-quarter interception 22 yards for a touchdown. Green Bay in the second half rolled up 363 yards of total offense and outscored Dallas, 19-17. But despite a

(then) team-record 466 overall yards, Green Bay couldn't overcome a slow start and a 20-7 halftime deficit.

Lynn Dickey threw for a (then) team playoff-record 332 yards (19 of 36). Split end James Lofton emerged with 109 yards on five receptions and spiced the Packers' second-half comeback by taking a reverse 71 yards for a TD, matching the NFL's longest postseason run from scrimmage (since broken).

The Cowboys' Dennis Thurman intercepted three passes, returning one 39 yards for a touchdown and another to end the Packers' last-gasp possession in the fourth quarter.

<b>Packers</b> .....	0	7	6	13	—	26
<b>Dallas</b> .....	6	14	3	14	—	37
Dal — FG	Septien 50					
Dal — FG	Septien 34					
GB — Lofton	6 pass from Dickey (Stenerud kick)					
Dal — Newsome	2 run (Septien kick)					
Dal — Thurman	39 interception return (Septien kick)					
GB — FG	Stenerud 30					
GB — FG	Stenerud 33					
Dal — FG	Septien 24					
GB — Lofton	71 run (kick blocked)					
Dal — Cosbie	7 pass from D.White (Septien kick)					
GB — Lee	22 interception return (Stenerud kick)					
Dal — Newhouse	1 run (Septien kick)					



**PACKERS 28, DETROIT 24**  
 1993 NFC Wild Card Playoff  
 Jan. 8, 1994, at Silverdome, Pontiac, Mich.  
 Brett Favre's 40-yard touchdown pass to Sterling Sharpe in the final minute gave Green Bay one of the most electrifying victories in its rich postseason history.

Favre's pass, a scrambling, across-the-body throw from extreme left to extreme right, found Sharpe wide open in the end zone with 55 seconds remaining. It capped a see-saw battle

with the NFC Central Division champion Lions. Earlier, rookie safety George Teague returned an Erik Kramer interception 101 yards for a touchdown, longest in NFL playoff annals, giving Green Bay a 21-17 lead. Sharpe (five catches, 101 yards) also made the record book, tying an NFL playoff mark with three touchdown receptions.

The Lions' Barry Sanders, returning from a knee injury, ignited the Silverdome crowd of 68,479 with 169 yards rushing.

<b>Packers</b> .....	0	7	14	7	—	28
<b>Detroit</b> .....	3	7	7	7	—	24
Det — FG	Hanson 47					
GB — Sharpe	12 pass from Favre (Jacke kick)					
GB — Perriman	1 pass from Kramer (Hanson kick)					
Det — Jenkins	15 interception return (Hanson kick)					
GB — Sharpe	28 pass from Favre (Jacke kick)					
GB — Teague	101 interception return (Jacke kick)					
Det — D.Moore	5 run (Hanson kick)					
GB — Sharpe	40 pass from Favre (Jacke kick)					



**DALLAS 27, PACKERS 17**  
 1993 NFC Divisional Playoff  
 Jan. 16, 1994, at Texas Stadium, Irving  
 The Cowboys' 17-point second-quarter surge overcame an early Packers lead and gave the eventual Super Bowl champions momentum they would not relinquish.


But the Packers held that momentum in the first quarter. They stopped Bill Bates short on a fourth-down fake punt, and capitalized on great field position to score the game's first points, a

Chris Jacke field goal.

Brett Favre threw for 331 yards and Sterling Sharpe (six receptions, 128 yards) turned in a second straight 100-yard effort. Dallas' Troy

Aikman completed 28 of 37 passes for 302 yards and three touchdowns, while Michael Irvin added nine receptions for 126 yards.

<b>Packers</b> .....	3	0	7	7	—	17
<b>Dallas</b> .....	0	17	7	3	—	27
GB — FG	Jacke 30					
Dal — Harper	25 pass from Aikman (Murray kick)					
Dal — FG	Murray 41					
Dal — Novacek	6 pass from Aikman (Murray kick)					
Dal — Irvin	19 pass from Aikman (Murray kick)					
GB — Brooks	13 pass from Favre (Jacke kick)					
Dal — FG	Murray 38					
GB — Sharpe	29 pass from Favre (Jacke kick)					



**PACKERS 16, DETROIT 12**  
 1994 NFC Wild Card Playoff  
 Dec. 31 at Lambeau Field, Green Bay

Spurred by a classic defensive performance, the Packers outlasted Detroit in Green Bay's first home playoff game since 1982. Coordinator Fritz Shurmur held the NFL's leading rusher, Barry Sanders, to a career-low minus-1 yard on 13 attempts, and limited the Lions collectively on the ground to minus-4 yards (a record that still stands today) — erasing a 31-year-old league playoff record.

Brett Favre directed several long drives, including a 76-yard excursion on the game's opening series, capped by a 3-yard touchdown run by Dorsey Levens. Green Bay, who controlled the ball for 37-plus minutes, played turnover-free throughout, entertaining the 58,125 fans. Chris Jacke added three field goals, including a Packers postseason-record 51-yarder.

The Lions pulled to within 13-10 in the fourth quarter, on Dave Krieg's 3-yard touchdown pass to Brett Perriman, and reached the Packers' 11-yard line on their final drive in the game's closing moments. But the Green Bay defense stiffened, recapturing the ball on downs, before Packers punter Craig Henrich took an intentional safety to run out the day's final seven seconds.

<b>Detroit</b> .....	0	3	9	—	12
<b>Packers</b> .....	7	3	3	—	16
GB — Levens	3 run (Jacke kick)				
GB — FG	Jacke 51				
Det — FG	Hanson 38				
GB — FG	Jacke 32				
Det — Perriman	3 pass from Krieg (Hanson kick)				
GB — FG	Jacke 28				
Det — Safety,	Henrich ran out of end zone				



**DALLAS 35, PACKERS 9**  
 1994 NFC Divisional Playoff  
 Jan. 8, 1995, at Texas Stadium, Irving


The Packers couldn't overcome a 28-9 halftime deficit, and despite 327 yards of total offense, fell to Dallas' arsenal of offensive superstars in the NFC semifinals.

Trailing only 7-3 in the first quarter, the Packers pinned Dallas deep in its own territory. But Troy Aikman then connected with Alvin Harper on a (then) NFL playoff-record 94-yard touchdown pass. Aikman threw for 337 yards, and three Dallas receivers — Michael Irvin (111), Harper (108) and Jay Novacek (104) — had 100-yard days. Dallas backup Blair Thomas rushed for 70 yards and two scores after replacing Emmitt Smith, who left in the first quarter after aggravating a hamstring injury.

Packers flanker Robert Brooks, moving into the spot usually occupied by an injured Sterling Sharpe, equaled his career best with eight receptions, for a game-high 138 yards.

<b>Packers</b> .....	3	6	0	0	—	9
<b>Dallas</b> .....	14	14	0	7	—	35
Dal — E.Smith	5 run (Boniol kick)					
GB — FG	Jacke 50					
Dal — Harper	94 pass from Aikman (Boniol kick)					
Dal — B.Thomas	1 run (Boniol kick)					
GB — Bennett	1 run (pass failed)					
Dal — Galbraith	1 pass from Aikman (Boniol kick)					
Dal — B.Thomas	2 run (Boniol kick)					





**PACKERS 37, ATLANTA 20**

1995 NFC Wild Card Playoff  
Dec. 31 at Lambeau Field, Green Bay

Utilizing a balanced offensive attack, including Edgar Bennett's (then) franchise playoff-record 108 rushing yards, Green Bay toppled the Falcons on a foggy, 30-degree afternoon. The Packers had earned their first NFC Central crown in 23 years.

Jeff George's 65-yard touchdown pass to Eric Metcalf gave Atlanta a 7-0 edge three minutes into the game and stunned the crowd of 60,453. But the Packers quickly regained control, scoring two first-quarter TDs.

Green Bay broke open the game midway through the second period, when rookie Antonio Freeman became the first Packers player to return a kick for a postseason touchdown, taking a punt back 76 yards. Then, with less than one minute left in the first half, Mark Chmura caught a 2-yard touchdown from Brett Favre, capping a 14-play, 85-yard drive, extending the lead to 27-10.

Favre's third TD toss – a perfect, lofting spiral to Dorsey Levens with just under eight minutes left – cemented the issue. Favre completed passes to nine receivers, while Bennett averaged 4.5 yards on the ground, with one TD, on 24 attempts.

Atlanta . . . . . 7 3 0 10 — 20

Packers . . . . . 14 13 0 10 — 37

- Atl — Metcalf 65 pass from J.George (Andersen kick)
- GB — Bennett 8 run (Jacke kick)
- GB — R.Brooks 14 pass from Favre (Jacke kick)
- Atl — FG Andersen 31
- GB — Freeman 76 punt return (bad snap)
- GB — Chmura 2 pass from Favre (Jacke kick)
- Atl — Birden 27 pass from J.George (Andersen kick)
- GB — Levens 18 pass from Favre (Jacke kick)
- Atl — FG Andersen 22
- GB — FG Jacke 25



**DALLAS 38, PACKERS 27**

1995 NFC Championship  
Jan. 14, 1996, at Texas Stadium, Irving

Green Bay, one win from its first Super Bowl in 28 years, held a fourth-quarter lead before succumbing to the offensive firepower of the eventual league champions.

Emmitt Smith (35-150), behind his massive offensive line, rushed for three touchdowns, ending the Packers' season at Texas Stadium for the third straight year.

After the Packers converted a blocked punt into a field goal, Troy Aikman threw two TD passes to Michael Irvin. Brett Favre answered with two scores of his own – at the time a team postseason-record 73-yard pass to Robert Brooks and a Keith Jackson connection – to vault Green Bay into the lead, 17-14. Dallas added 10 points before halftime, though, to go up 24-17.

Green Bay got the second half's first 10 points, including Favre's 1-yard touchdown pass to Brooks, and held a 27-24 lead at the end of three quarters.

But Smith's talents glistened in the fourth quarter. His two rushing TDs – sandwiched around Larry Brown's drive-killing interception in Dallas territory – gave the Cowboys their third Super Bowl appearance in four years.

Packers . . . . . 10 7 10 0 — 27

Dallas . . . . . 14 10 0 14 — 38

- GB — FG Jacke 46
- Dal — Irvin 6 pass from Aikman (Boniol kick)
- Dal — Irvin 4 pass from Aikman (Boniol kick)
- GB — Brooks 73 pass from Favre (Jacke kick)
- GB — Jackson 24 pass from Favre (Jacke kick)
- Dal — FG Boniol 34
- Dal — E.Smith 1 run (Boniol kick)
- GB — FG Jacke 37
- GB — Brooks 1 pass from Favre (Jacke kick)
- Dal — E.Smith 5 run (Boniol kick)
- Dal — E.Smith 16 run (Boniol kick)



**PACKERS 27, SAN FRANCISCO 17**

1995 NFC Divisional Playoff  
Jan. 6, 1996, at 3Com Park, San Francisco

Physically menacing the 49ers offense, Green Bay shocked the defending Super Bowl champions and advanced to the NFC Championship for the first time.

The victory, especially sweet for San Francisco native Mike Holmgren, marked the coach's first game against the club that launched his pro coaching career.

After the Niners blocked a field goal to end Green Bay's opening drive, the Packers defense set the tone for the rest of the game. On San Francisco's first play, Wayne Simmons drilled fullback Adam Walker on a screen pass, forcing a fumble that rookie Craig Newsome returned 31 yards for the day's first points. The Packers then mounted 62- and 72-yard scoring drives on their next two possessions; Brett Favre's touchdown passes to Keith Jackson and Mark Chmura, respectively, gave Green Bay a 21-0 second-quarter advantage.

Favre, the NFL's MVP, completed 21 of 28 passes (75 percent), while Jackson, whose two long receptions over the middle set up Packers scores, caught four for 101 yards. Robert Brooks' four catches totaled 103 yards.

The Packers defense forced four turnovers and battered Steve Young all afternoon, with three sacks and countless knockdowns, forcing him to attempt an NFL playoff-record 65 passes in a futile comeback bid. Meanwhile, San Francisco's receiver nonpareil, Jerry Rice, made 11 receptions but had few yards after the catch.

Green Bay posted the only road victory by an NFC team in the divisional playoffs from 1990-99.

Packers . . . . . 14 7 3 3 — 27

San Francisco . . . . . 0 3 7 7 — 17

- GB — Newsome 31 fumble return (Jacke kick)
- GB — Jackson 3 pass from Favre (Jacke kick)
- GB — Chmura 13 pass from Favre (Jacke kick)
- SF — FG Wilkins 21
- SF — Young 1 run (Wilkins kick)
- GB — FG Jacke 27
- GB — FG Jacke 26
- SF — Loville 2 run (Wilkins kick)



**PACKERS 35, SAN FRANCISCO 14**

1996 NFC Divisional Playoff  
Jan. 4, 1997, at Lambeau Field, Green Bay

Jump-started by their special teams, specifically two punt returns by Desmond Howard, the Packers took the first step toward an eventual berth in Super Bowl XXXI by eliminating the 49ers for a second straight year. With rain since early morning on a cold and dreary day, the field offered less-than-ideal footing, and deteriorated into a quagmire by game's end.

Despite the weather, 60,787 spectators (three no-shows) still showed up.

After the 49ers went three-and-out on their first drive, Howard weaved his way through several defenders for a 71-yard touchdown just 2:15 into the game. Then, midway through the first quarter, Howard broke free on a second punt return, traveling 46 yards before San Francisco tripped him up at its own 7. Moments later, Brett Favre hit Andre Rison on a 4-yard touchdown pass to give Green Bay a 14-0 advantage.

After an Edgar Bennett TD, the 49ers converted two Green Bay special-teams miscues into 14 points, bringing the game back within reach. First, a San Francisco punt bounced off Chris Hayes' leg and the 49ers recovered at the Green Bay 26, setting up a Terry Kirby touchdown catch. Then, when the Packers failed to field a short kickoff to open the second half, San Francisco recovered at the Green Bay 4, and, on the next play, Elvis Grbac's naked bootleg trimmed the Packers' lead to 21-14.

To their credit, the Packers stormed back on their next possession, going 72 yards in 12 plays, a drive capped when Antonio Freeman recovered Bennett's fumble in the end zone.

Neither team gained many yards in the sloppy conditions. Green Bay racked up only 210 yards, including a club postseason-low 71 passing. Bennett was the Packers' workhorse, running for 80 yards and two touchdowns on 17 carries. Steve Young's broken ribs, suffered one week earlier, forced him out after two series and San Francisco managed just 196 total yards.

1996 NFC Divisional Playoff, continued

San Francisco	..... 0	7	7	0	—	14
Packers	..... 14	7	7	7	—	35
GB	— Howard 71 punt return (Jacke kick)					
GB	— Rison 4 pass from Favre (Jacke kick)					
GB	— Bennett 2 run (Jacke kick)					
SF	— Kirby 8 pass from Grbac (Wilkins kick)					
SF	— Grbac 4 run (Wilkins kick)					
GB	— Freeman fumble recovery in end zone (Jacke kick)					
GB	— Bennett 11 run (Jacke kick)					



**PACKERS 30, CAROLINA 13**  
1996 NFC Championship

Jan. 12, 1997, at Lambeau Field, Green Bay

The Packers overcame two early deficits to defeat upstart Carolina and earn a berth to their first Super Bowl in 29 years, largely on the strength of Dorsey Levens' 205 yards of offense. It was the first title game in Green Bay since the legendary 1967 "Ice Bowl."

Not quite 10 minutes into the game, linebacker Sam Mills intercepted Brett Favre deep in Green Bay territory, setting up Kerry Collins' 3-yard TD toss to Howard Griffith.

On the first snap of the second quarter, Levens evened the score, out-jumping Carolina's Eric Davis at the right edge of the end zone on a 29-yard touchdown reception. The previous play, Levens had rushed for 35 yards on third-and-1.

Carolina converted a Favre fumble, near midfield, into a field goal, but the Packers stormed back with 10 points in the final minute of the first half. Favre connected with Antonio Freeman for a touchdown on a 6-yard fade with 48 seconds remaining, capping a 15-play, 71-yard drive. When the Panthers then attempted to move downfield, rookie Tyrone Williams made a diving interception at the Packers' 38, which Chris Jacke turned into a 31-yard field goal 10 seconds before halftime.


Late in the third quarter, Edgar Bennett strolled untouched through the middle on a 4-yard touchdown, giving Green Bay a 27-13 lead. Levens set up the score on the previous play, going 66 yards down the right sideline on a perfectly executed screen.

Green Bay put up 479 net yards, a (then) team playoff record. It churned out 201 rushing yards (99 on Bennett's 25 carries, 88 on only 10 attempts by Levens). Levens also made five receptions for 117 yards, and Favre completed 19 of 29 for 292 yards.

While the weather certainly was cold - 3 degrees with a minus 17 wind chill - the storyline before the game was the field, ravaged against San Francisco the previous week, when rainy conditions turned it into a mud pit. The Packers installed an all-new surface days prior to the game, with sod trucked in from Maryland on more than two dozen semis.

The George S. Halas Trophy, symbolic of the National Football Conference Championship, was presented to President Bob Harlan, General Manager Ron Wolf and Head Coach Mike Holmgren in an on-field ceremony following the game.

Carolina	..... 7	3	3	0	—	13
Packers	..... 0	17	10	3	—	30
Car	— Griffith 3 pass from Collins (Kasay kick)					
GB	— Levens 29 pass from Favre (Jacke kick)					
Car	— FG Kasay 22					
GB	— Freeman 6 pass from Favre (Jacke kick)					
GB	— FG Jacke 31					
GB	— FG Jacke 32					
Car	— FG Kasay 23					
GB	— Bennett 4 run (Jacke kick)					
GB	— FG Jacke 28					



**PACKERS 21, TAMPA BAY 7**  
1997 NFC Divisional Playoff

Jan. 4, 1998, at Lambeau Field, Green Bay

In a hard-fought, defensive struggle - much like their two earlier meetings during the regular season - the Packers' offensive superiority overwhelmed the Bucs on a gray day. Dorsey Levens' (then) team playoff-record 112 rushing yards helped Green Bay maintain control.

The Packers foiled three first-half field-goal opportunities. On the first, Bob Kuberski surged up the middle to block Michael Husted's 43-yard attempt. On the second, Keith McKenzie stuffed Tampa Bay's fake field goal for no gain. Then, on the third, Bucs long snapper Dave Moore sailed the ball over holder Steve Walsh's head.

The Packers foiled three first-half field-goal opportunities. On the first, Bob Kuberski surged up the middle to block Michael Husted's 43-yard attempt. On the second, Keith McKenzie stuffed Tampa Bay's fake field goal for no gain. Then, on the third, Bucs long snapper Dave Moore sailed the ball over holder Steve Walsh's head.

After Kuberski's block, Brett Favre moved 67 yards for the team's first score, a touchdown pass to Mark Chmura. Rookie Ryan Longwell then hit two field goals, the second set up by a Tyrone Williams interception in Bucs territory.


Tampa Bay, making its first playoff appearance in 15 years, got its only points after intercepting Favre and driving 94 yards for a Mike Alstott touchdown. But the Packers kept the Bucs at arm's length when Levens, who had 88 yards after halftime, punched in a short touchdown run early in the fourth quarter and Favre converted a two-point conversion on a quarterback draw.

Warren Sapp forced two fumbles and sacked Favre three times. The two combatants openly jawed throughout the contest in an intriguing sideshow.

Tampa Bay	..... 0	0	7	0	—	7
Packers	..... 7	6	0	8	—	21
GB	— Chmura 3 pass from Favre (Longwell kick)					
GB	— FG Longwell 21					
GB	— FG Longwell 32					
TB	— Alstott 6 run (Husted kick)					
GB	— Levens 2 run (Favre run)					

**PACKERS HOME PLAYOFF WEATHER, BY TEMPERATURE**

Green Bay ...	Opponent	Game	Result	Kickoff	Conditions
Dec. 31, 1967	Dallas Cowboys	NFL Championship Game	W, 21-17	-13°	-46° wind chill
Jan. 20, 2008	New York Giants	NFC Championship Game	L, 20-23 (ot)	-1°	-23° wind chill
Jan. 12, 1997	Carolina Panthers	NFC Championship Game	W, 30-13	3°	-17° wind chill
Jan. 5, 2014	San Francisco 49ers	NFC Wild Card Playoff	L, 20-23	3°	-10° wind chill
Jan. 8, 2017	New York Giants	NFC Wild Card Playoff	W, 38-13	14°	-1° wind chill
Jan. 22, 2022	San Francisco 49ers	NFC Divisional Playoff	L, 10-13	14°	0° wind chill
Jan. 8, 1983	St. Louis Cardinals	Super Bowl Tour - First Round	W, 41-16	20°	
Jan. 4, 2004	Seattle Seahawks	NFC Wild Card Playoff	W, 33-27 (ot)	20°	7° wind chill
Dec. 31, 1961	New York Giants	NFL Championship Game	W, 37-0	21°	5° wind chill
Jan. 12, 2020	Seattle Seahawks	NFC Divisional Playoff	W, 28-23	23°	14° wind chill
Jan. 11, 2015	Dallas Cowboys	NFC Divisional Playoff	W, 26-21	24°	
Jan. 9, 2005	Minnesota Vikings	NFC Wild Card Playoff	L, 17-31	26°	
Jan. 4, 1998	Tampa Bay Buccaneers	NFC Divisional Playoff	W, 21-7	28°	patchy, freezing drizzle
Jan. 13, 2002	San Francisco 49ers	NFC Wild Card Playoff	W, 25-15	28°	
Jan. 5, 2013	Minnesota Vikings	NFC Wild Card Playoff	W, 24-10	29°	
Jan. 24, 2021	Tampa Bay Buccaneers	NFC Championship	L, 26-31	29°	20° wind chill
Dec. 31, 1995	Atlanta Falcons	NFC Wild Card Playoff	W, 37-20	30°	light fog
Jan. 4, 2003	Atlanta Falcons	NFC Wild Card Playoff	L, 7-27	31°	light snow throughout game
Jan. 12, 2008	Seattle Seahawks	NFC Divisional Playoff	W, 42-20	31°	heavy snow throughout game
Jan. 15, 2012	New York Giants	NFC Divisional Playoff	L, 20-37	31°	
Dec. 26, 1965	Baltimore Colts	NFL Western Conf. Playoff	W, 13-10 (ot)	32°	
Jan. 2, 1966	Cleveland Browns	NFL Championship Game	W, 23-12	33°	3.5 in. snow removed pregame
Dec. 31, 1994	Detroit Lions	NFC Wild Card Playoff	W, 16-12	33°	
Jan. 4, 1997	San Francisco 49ers	NFC Divisional Playoff	W, 35-14	34°	rain throughout game
Jan. 16, 2021	Los Angeles Rams	NFC Divisional Playoff	W, 32-18	35°	26° wind chill
Milwaukee ...					
Dec. 23, 1967	Los Angeles Rams	NFL Western Conf. Playoff	W, 28-7	20°	0° wind chill
Dec. 10, 1939	New York Giants	NFL Championship Game	W, 27-0	46°	34 mph winds, 21° wind chill



**PACKERS 23, SAN FRANCISCO 10**

1997 NFC Championship  
Jan. 11, 1998, at 3Com Park, San Francisco  
Green Bay, in its third straight NFC Championship Game, never allowed the 49ers to get started and advanced to a second consecutive Super Bowl. In the process, the Packers purged San Francisco for a third straight year, the second time at 3Com.

From the outset, on a rain-swept afternoon, the Packers were able to pick on San Francisco's cornerbacks, moving 76 yards on their first possession.

Early in the second quarter, Eugene Robinson stepped in front of a Steve Young pass and weaved across the field 58 yards to the 49ers' 28. Two plays later, Antonio Freeman caught a short slant from Brett Favre, cut back against the grain and broke several tackles for a 27-yard touchdown and a 10-0 Green Bay lead.

Late in the opening half, the 49ers had to settle for a field goal after three straight incompletions from the Green Bay 10. Then, in the waning seconds, Favre connected with Freeman on a 40-yard bomb, to set up the half's final play, Ryan Longwell's 43-yard field goal, against a difficult wind.

Longwell, who attended nearby Cal one season earlier and had been released by the 49ers just before training camp, added his third field goal midway through the fourth quarter, giving Green Bay a more comfortable 13-point lead.

The Packers' defense, which held San Francisco to just 33 rushing yards on 18 overall carries, sacked Young in the fourth quarter four times, twice by Keith McKenzie. When Green Bay sacked Young on fourth down at his own 11 with just under four minutes remaining, the Packers quickly capitalized, scoring after two Dorsey Levens runs.

Levens broke his own, week-old (then) franchise playoff record with 114 rushing yards – the first 100-yard effort allowed by the 49ers during the '97 season – and again did much of his work in the second half. Freeman totaled 107 yards on four catches, and punter Craig Henrich helped Green Bay handily win the field-position battle, depositing all five of his punts inside the 49ers' 20.

Following Levens' score, the Niners' Chuck Levy returned the kickoff 95 yards for San Francisco's lone touchdown, with 2:52 left in the game.

On the field after the game, with a smattering of fans remaining, the George S. Halas Trophy, representative of the National Football Conference Championship, was handed over to the rain-soaked trio of President Bob Harlan, General Manager Ron Wolf and Head Coach Mike Holmgren.

Packers	..... 3	10	0	10	—	23
San Francisco	..... 0	3	0	7	—	10
GB	—	FG Longwell 19				
GB	—	Freeman 27 pass from Favre (Longwell kick)				
SF	—	FG Anderson 28				
GB	—	FG Longwell 43				
GB	—	FG Longwell 25				
GB	—	Levens 5 run (Longwell kick)				
SF	—	Levy 95 kickoff return (Anderson kick)				



**SAN FRANCISCO 30, PACKERS 27**

1998 Wild Card Playoff  
Jan. 3, 1999, at 3Com Park, San Francisco  
Steve Young's touchdown pass to Terrell Owens, in between four defenders with three seconds remaining, ended the Packers' season. The 49ers ended their five-game Green Bay losing streak, a stretch that covered four years, including elimination from the 1995-97 playoffs. The Packers, in the postseason for a team-record sixth consecutive year, went winless in the playoffs for the first time in the span.

After a critical interception, Brett Favre got the ball at his own 11, trailing, 23-20, with 4:19 left. His 47-yard bomb up the left sideline to rookie Corey Bradford put the Packers in scoring range at the 31. Then, four plays later, Favre saw the 49ers stack eight men at the line, audibled and found Antonio Freeman on a sprint-and-go pattern for a 15-yard TD and a 27-23 lead with 1:56 left.

But Young drove 76 yards in the final two minutes, culminating in his game-winning, 25-yard bullet to Owens, who had dropped several passes. Earlier during the controversial drive, rookie Scott McGarrahan appeared to strip Jerry Rice at the Green Bay 41, and Bernardo Harris recovered, but officials ruled Rice down.

Strong running games bolstered both teams. Garrison Hearst ran for 128 of the 49ers' 178 rushing yards, while Dorsey Levens broke his own (then) team playoff rushing mark with 116 yards. Greg Clark's two TD catches each came after Green Bay turnovers. Favre threw for 292 yards and two touchdowns, both to Freeman.

Two Packers icons – all-time sacks leader and future Hall of Famer Reggie White, and Head Coach Mike Holmgren – saw their Green Bay careers end. Holmgren, 84-42 overall in seven Packers seasons, became the Seahawks' executive VP of football operations/general manager and head coach five days later.

Packers	..... 3	14	0	10	—	27
San Francisco	..... 7	3	10	10	—	30
GB	—	FG Longwell 23				
SF	—	Clark 1 pass from Young (Richey kick)				
GB	—	Freeman 2 pass from Favre (Longwell kick)				
SF	—	FG Richey 34				
GB	—	Levens 2 run (Longwell kick)				
SF	—	Clark 8 pass from Young (Richey kick)				
SF	—	FG Richey 48				
GB	—	FG Longwell 37				
SF	—	FG Richey 40				
GB	—	Freeman 15 pass from Favre (Longwell kick)				
SF	—	Owens 25 pass from Young (Richey kick)				



**PACKERS 25, SAN FRANCISCO 15**

2001 Wild Card Playoff  
Jan. 13, 2002, at Lambeau Field, Green Bay

Brett Favre orchestrated four second-half scoring drives, while Mike McKenzie and Tyrone Williams collaborated on a game-turning fourth-quarter interception as Green Bay ended the 49ers' season, 25-15. The win improved Green Bay's all-time record in home postseason contests to 13-0, including 11-0 at Lambeau Field.

**PACKERS HISTORY IN PLAYOFF TIEBREAKERS**

Year	Record	Tied with	At Stake	Winner	Tiebreaker
2021	13-4-0	TB	No. 1 seed	GB	Conference record (GB 9-3, TB 8-4)
2019	13-3-0	SF	No. 1 seed	SF	Head-Head (SF regular-season win)
	13-3-0	NO	No. 2 seed	GB	Conference record (GB 10-2, NO 9-3)
2014	12-4-0	DalC	No. 2 seed	GB	Conference record (GB 9-3, DalC 8-4)
2010	10-6-0	NYG, TB	No. 6 seed (final wild card)	GB	Strength of victory (GB .475, NYG .400, TB .344)
2009	11-5-0	Phi.	No. 5 seed	GB	Common opponents (GB 4-1, Phi. 3-2)
2007	13-3-0	DalC	No. 1 seed	DalC	Head-Head (DalC regular-season win)
2006	8-8-0	NYG, Car., StLR	No. 6 seed (final wild card)	NYG	Strength of victory (NYG .422, GB .383) Conf. record in tied group (NYG 7-5, GB 7-5, Car. 6-6, StLR 6-6)
2002	12-4-0	Phi.	No. 1 seed	Phi.	Conference record (Phi. 11-1, GB 9-3)
		TB	No. 2 seed	TB	Head-Head (TB regular-season win)
2001	12-4-0	SF	No. 4 seed (top wild card)	GB	Conference record (GB 9-3, SF 8-4)
1997	13-3-0	SF	No. 1 seed	SF	Conference record (SF 11-1, GB 10-2)
1995	11-5-0	SF	No. 2 seed	SF	Conference record (SF 8-4, GB 7-5)
1994	9-7-0	Det., ChiB, NYG	No. 4 seed (top wild card)	GB	Head-Head in tied group (GB 3-1, Det. 2-2, ChiB 1-3) Conference record (GB 8-4, NYG 6-6)
1993	9-7-0	Min.	No. 5 seed (No. 2 wild card)	Min.	Head-Head (Min. 2-0 sweep)
1992	9-7-0	Was.	No. 6 seed (final wild card)	Was.	Conference record (Was. 7-5, GB 6-6)
1989	10-6-0	Min.	NFC Central Division title	Min.	Division record (Min. 6-2, GB 5-3)
1978	8-7-1	Min.	NFC Central Division title	Min.	Head-Head (Min. 1-0-1)

Before the 1970 merger expanded the playoff system, NFL teams tied up their division were pitted in single games for the right to compete in the league championship. The Packers played two such games, losing to the Bears in 1941 and defeating the Colts in 1965.


**2001 NFC Wild Card Playoff, continued**

Favre lobbied with coaches at halftime to open up the passing game, then threw for 226 of his 269 yards in the final two quarters, steering Green Bay back from a 7-6 deficit. Led by Favre, Green Bay in the second half produced points on four of its first five possessions. The quarterback engineered marches of 72, 81, 49 and 93 yards, fighting off a 49ers rally that had tied the contest, 15-15, with 12 minutes left in regulation.

McKenzie halted an ominous Niners drive halfway through the fourth quarter. The cornerback batted an underthrown pass like a volleyball into the hands of a nearby Williams at the Packers' 7. McKenzie had broken up another potential Terrell Owens score earlier in the fourth. After the pick, the Packers drove 93 yards to extend their lead on Ahman Green's 9-yard TD run.

Inspired by the return of injured starters Nate Wayne and Gilbert Brown, the Packers also held the league's No. 2 rushing offense to only 71 yards on the ground. Brown recorded his first sack since 1997 on the game's first play from scrimmage. Cletidus Hunt kept the Niners off the scoreboard early when he blocked a Jose Cortez field goal attempt in the second quarter.

<b>San Francisco</b> . . . . .	0	7	0	8	—	15
<b>Packers</b> . . . . .	6	0	9	10	—	25
GB — Freeman 5 pass from Favre (kick blocked)						
SF — Hearst 2 run (Cortez kick)						
GB — FG Longwell 26						
GB — Franks 19 pass from Favre (pass failed)						
SF — Streets 14 pass from Garcia (Streets-Garcia pass)						
GB — FG Longwell 45						
GB — Green 9 run (Longwell kick)						



**ST. LOUIS 45, PACKERS 17**

*2001 NFC Divisional Playoff*

*Jan. 20, 2002, at Dome at America's Center, St. Louis*

St. Louis parlayed eight Green Bay turnovers into 35 points, and ended an outstanding Packers season, 45-17. The Packers suffered the largest margin of defeat in team postseason history.

Brett Favre, in his 16th career postseason game, matched an NFL playoff record with six interceptions. St. Louis returned three INTs for touchdowns, and four of the six picks were tipped either at the line of scrimmage or by the intended receiver. The timing of the first three interceptions combined to put the game out of reach.

Favre's initial interception, early in the first quarter, was a read miscommunication with Bill Schroeder, and Aeneas Williams raced 29 yards for the day's first points. Favre answered by marching 65 yards in five plays, getting a great effort from Antonio Freeman on a 22-yard TD pass, to tie the game, 7-7.

But with St. Louis up, 14-7, in the second period, Kim Herring picked off Favre and returned it 45 yards to the Green Bay 4. Two plays later, Kurt Warner hit James Hodgins on a 4-yard pass to extend the Rams' lead.

The third interception, in the third quarter, all but sealed the win. Tommy Polley grabbed a pass deflected by Grant Wistrom and sprinted 34 yards for a TD, creating a 31-10 St. Louis advantage.

Lost in the eight turnovers, which doubled the Packers' previous 2001 season high, was a strong effort by the Green Bay defense, which limited the league's best offense to its lowest yardage in 21 games. The Packers gave up only two big plays — a 38-yard run by Marshall

Faulk late in the first quarter and a 50-yard pass from Warner to Torry Holt. Green Bay also held St. Louis to 13 first downs, its lowest total since the Rams began their offensive explosion in 1999.

The Packers saw a penalty nullify a 95-yard kickoff return, which would have cut the Rams' lead to 21-14 in the second quarter.

<b>Packers</b> . . . . .	7	3	0	7	—	17
<b>St. Louis</b> . . . . .	7	17	14	7	—	45
StL — Williams 29 interception return (Wilkins kick)						
GB — Freeman 22 pass from Favre (Longwell kick)						
StL — Holt 4 pass from Warner (Wilkins kick)						
StL — Hodgins 4 pass from Warner (Wilkins kick)						
GB — FG Longwell 28						
StL — FG Wilkins 7						
StL — Faulk 7 run (Wilkins kick)						
StL — Polley 34 interception return (Wilkins kick)						
StL — Williams 32 interception return (Wilkins kick)						
GB — Freeman 8 pass from Favre (Longwell kick)						



**ATLANTA 27, PACKERS 7**

*2002 NFC Wild Card Playoff*

*Jan. 4, 2003, at Lambeau Field, Green Bay*

Undaunted by the storied stadium where his own coach, Dan Reeves, lost in the "Ice Bowl" 35 years before, Michael Vick led Atlanta to a shocking upset before 65,358.

The Packers, the NFL's only 8-0 home team in 2002, had never lost a home playoff (13-0). Brett Favre was without Pro Bowl back Ahman Green (knee) and top receivers Donald Driver (shoulder) and Terry Glenn (concussion) in a futile second-half comeback attempt.

The NFC North champion Packers, who tied for the league's best record and just one week prior had a shot at the NFC home-field advantage, began their offseason much sooner than expected.

Green Bay, without top defender and Pro Bowl safety Darren Sharper (knee), even got a snowstorm but still couldn't corral any momentum. After a Vick touchdown pass gave the Falcons a quick 7-0 lead, Mark Simoneau beat the Packers' protection and blocked Josh Bidwell's punt near Green Bay's end zone. Artie Ulmer smothered the ball for another Atlanta touchdown. Then, Kevin McCadam pushed Tyrone Williams into Green Bay returner Eric Metcalf, and George Layne recovered the muffed punt. Four plays later, T.J. Duckett's TD made it 21-0. The fervent Falcons also stopped the Packers with a goal-line stand.

Favre, who had two interceptions and a fumble, hit Driver with a 14-yard touchdown on the first drive after halftime, but Driver re-injured his dislocated shoulder on the play. It was the 13th straight playoff game in which Favre threw a touchdown pass, tying Dan Marino's NFL record.

<b>Atlanta</b> . . . . .	14	10	3	0	—	27
<b>Packers</b> . . . . .	0	0	7	0	—	7
AtL — Jefferson 10 pass from Vick (Feely kick)						
AtL — Ulmer 1 return of blocked punt (Feely kick)						
AtL — Duckett 6 run (Feely kick)						
AtL — FG Feely 22						
GB — Driver 14 pass from Favre (Longwell kick)						
AtL — FG Feely 23						

**ALL-TIME HOME POSTSEASON RECORDS, NFL & AFL TEAMS**

Ari/Pho/StL/Chi Cardinals . . . . .	5	0	1,000		
Det. Lions/Portsmouth Spartans . . . . .	5	1	.833		
New England Patriots . . . . .	23	5	.821		
Jacksonville Jaguars . . . . .	4	1	.800		
Seattle Seahawks . . . . .	12	3	.800		
Oakland/L.A./Las Vegas Raiders . . . . .	19	5	.792		
Buffalo Bills . . . . .	14	4	.778		
Denver Broncos . . . . .	17	5	.773		
<b>Green Bay Packers</b> . . . . .	<b>20</b>	<b>7</b>	<b>.741</b>		
San Francisco 49ers . . . . .	24	9	.727		
Carolina Panthers . . . . .	5	2	.714		
Washington Commanders . . . . .	13	6	.684		
Miami Dolphins . . . . .	15	7	.682		
Philadelphia Eagles . . . . .	17	8	.680		
Dallas Cowboys . . . . .	21	10	.677		
Atlanta Falcons . . . . .	6	3	.667		
Houston Texans . . . . .	4	2	.667		
Indianapolis/Baltimore Colts . . . . .	12	6	.667		
Pittsburgh Steelers . . . . .	21	12	.636		
St. Louis/L.A. Rams . . . . .	14	8	.636		
Minnesota Vikings . . . . .	14	9	.609		
Cleveland Browns . . . . .	9	6	.600		
Cincinnati Bengals . . . . .	7	5	.583		
Chicago Bears/Staleys . . . . .	12	9	.571		
New Orleans Saints . . . . .	8	6	.571		
New York Giants . . . . .	12	9	.571		
New York Jets . . . . .	4	3	.571		
Kansas City Chiefs/Dallas Texans . . . . .	11	9	.550		
Tampa Bay Buccaneers . . . . .	5	5	.500		
Tennessee Titans/Houston Oilers . . . . .	6	7	.462		
Baltimore Ravens . . . . .	3	4	.429		
L.A./San Diego Chargers . . . . .	6	8	.429		
<b>Totals</b> . . . . .	<b>368</b>	<b>184</b>	<b>.667</b>		

*Does not include neutral-site games; through 2022 playoffs*





**PACKERS 33, SEATTLE 27 (OT)**

2003 NFC Wild Card Playoff  
Jan. 4, 2004, at Lambeau Field, Green Bay

Al Harris returned an interception 52 yards for an overtime touchdown to lift the Packers past the Seattle Seahawks, 33-27.

Harris scored the first defensive touchdown to win an overtime playoff in NFL history. Once he got to the end zone, his teammates tackled him, setting off a wild celebration. Harris answered with a lap around the stadium.

Seattle had tied it with 51 seconds remaining on Shaun Alexander's third 1-yard touchdown run. Then, Packers kicker Ryan Longwell was short on a 47-yard field goal attempt as regulation time expired. Seattle won the coin toss, and quarterback Matt Hasselbeck told the official, "We want the ball, and we're going to score." The Seahawks got the ball, but punted. After Seattle got the ball back, it was Harris who scored on the game's only turnover.

Favre, as usual, thrived in the cold. He set an NFL record by throwing for a touchdown in a 14th straight playoff game and rallied the Packers to a 27-20 lead.

Early on, the Seahawks – who lost, 35-13, in Green Bay the prior October – shut down Ahman Green, who rushed for 1,883 yards in the regular season. But he came on late, particularly on short-yardage plays. After falling behind, 20-13, Green Bay covered 60 yards in 12 plays. Green converted a fourth-and-1 from the 3 before surging into the end zone to tie it with 10:01 left.

Early in overtime, replay helped the Seahawks when Alex Bannister was ruled to have fumbled. But a video review overturned the call, to cascading boos. The game was even on key calls – and in just about every other way. In the first half, Hasselbeck tried to stop his passing motion and lost the ball at the Green Bay 17. Nick Barnett retrieved it and ran for a touchdown, but Seattle head coach Mike Holmgren challenged the call and won.

Javon Walker's 44-yard reception led to Favre's playoff TD record. Favre's 23-yard laser found Bubba Franks at the goal line as defender Damien Robinson fell down. Favre, who threw for 319 yards, was tied with former Dolphins star Dan Marino for the record of 13 straight games.

Longwell's 27-yarder made it 13-6 at halftime, but Seattle tied it with a 75-yard drive to open the second half. Alexander ran in from the 1 on fourth down after left guard Steve Hutchinson caught a deflected pass on the previous play.

Favre moved into third place in career playoff completions (364) and touchdown passes (31), ahead of John Elway.

Seattle	.....	3	3	14	7	0	—	27
Packers	.....	0	13	0	14	6	—	33
Sea	—	FG J.Brown 30						
GB	—	FG Longwell 31						
Sea	—	FG J.Brown 35						
GB	—	Franks 23 pass from Favre (Longwell kick)						
GB	—	FG Longwell 27						
Sea	—	Alexander 1 run (J.Brown kick)						
Sea	—	Alexander 1 run (J.Brown kick)						
GB	—	Green 1 run (Longwell kick)						
GB	—	Green 1 run (Longwell kick)						
Sea	—	Alexander 1 run (J.Brown kick)						
GB	—	Harris 52 interception return						



**PHILADELPHIA 20, PACKERS 17 (OT)**

2003 NFC Divisional Playoff  
Jan. 11, 2004, at Lincoln Financial Field, Phi.

Brian Dawkins' overtime interception set up David Akers' winning field goal, but the Eagles really advanced to the NFC title game thanks to Donovan McNabb.

With the Eagles trailing, 17-14, and 1:12 left in regulation, he breathed life into his team with a 28-yard completion to Freddie Mitchell on a fourth-and-26. That, in turn, led to a 37-yard field goal by Akers that sent the game into overtime. McNabb threw for 248 yards and two TDs, and rushed for 107 yards.

Duce Staley had two big runs – one for 22 on the Eagles' first play of their final regulation drive and another of 11 yards in overtime to help set up the winning field goal. Staley's contribution was especially needed with the Eagles missing all-purpose running back Brian Westbrook, who scored 13 touchdowns in the regular season but sat out with a torn triceps muscle.

The Packers (11-7) had won seven of their last eight, including three straight since Brett Favre's father died just before Christmas. Green Bay became the second NFL team to play consecutive overtime playoff games, joining the 1987 Browns.

The Packers led, 14-7, at halftime, but the Eagles had the momentum after stopping Ahman Green on fourth down from the 1-yard line late in the second quarter.

Green Bay scored twice in the first quarter on passes of 40 and 17 yards from Favre to Robert Ferguson, the first set up by a McNabb fumble. The Eagles countered midway through the second quarter on McNabb's 7-yard TD pass to Staley. It came one play after a 45-yard completion from McNabb to Todd Pinkston. Philadelphia tied it early in the fourth quarter when McNabb scrambled out of trouble and found Pinkston just inside the right pylon from 12 yards out.

Favre's 44-yard pass to Javon Walker set up Ryan Longwell's 21-yard field goal that gave the Packers a 17-14 lead with 10:21 left in the fourth. Favre's 180 yards passing moved him ahead of Dan Marino into third place on the career playoff yardage list.

Green Bay posted eight sacks, a franchise postseason record.

Packers	.....	14	0	0	3	0	—	17
Philadelphia	.....	0	7	0	10	3	—	20
GB	—	Ferguson 40 pass from Favre (Longwell kick)						
GB	—	Ferguson 17 pass from Favre (Longwell kick)						
PHI	—	Staley 7 pass from McNabb (Akers kick)						
PHI	—	Pinkston 12 pass from McNabb (Akers kick)						
GB	—	FG Longwell 21						
PHI	—	FG Akers 37						
PHI	—	FG Akers 31						



**MINNESOTA 31, PACKERS 17**

2004 NFC Wild Card Playoff  
Jan. 9, 2005, at Lambeau Field, Green Bay

Randy Moss caught two touchdown passes and the Vikings rolled to a 31-17 upset victory against the stunned Packers. Green Bay had swept the season series, including a last-second victory at the Metrodome two weeks prior to clinch the NFC North crown and home field for this showdown at Lambeau Field.

Daunte Culpepper threw four touchdown passes and the Vikings picked off four Brett Favre passes.

Minnesota scored on its first three possessions, jumping out to a 17-0 lead in averaging two 34-31 losses to the Packers, who entered the playoffs as the NFC's hottest team.

The Packers lost Pro Bowl receiver Javon Walker and left tackle Chad Clifton to injuries, but pulled to 24-17 on Najeh Davenport's 1-yard plunge with 13:37 left. Then, two costly defensive penalties set up Culpepper's 34-yard touchdown toss to Moss, giving the Vikings a 14-point cushion with 10:18 remaining.

On the first series, Culpepper lofted the ball over Nick Barnett and Moe Williams broke a tackle, scampering 68 yards for a touchdown 1:40 into the game. After the Packers went three-and-out, the Vikings made it 14-0 on Moss's 20-yard TD catch. Antoine Winfield's interception on the next possession set up Morten Andersen's 35-yard field goal that made it 17-0.

The Packers pulled to 17-10 on Ryan Longwell's 43-yard field goal and Bubba Franks' 4-yard TD catch, and they caught a huge break when Andersen slipped on a 29-yard field goal attempt.

But Walker, who bruised his shin earlier in the second quarter and didn't play after halftime, changed his deep route and Brian Russell intercepted the pass, leading to a Nate Burleson score.

The Packers drove to the Vikings' 8, but Favre was whistled for an illegal forward pass when he scrambled and flung the ball to Walker in the end zone. Then, Longwell missed a 28-yarder.

Favre surpassed No. 2 Dan Marino and No. 3 John Elway on the all-time postseason completions and pass attempts lists, respectively. He also extended his NFL record with a TD pass in a 16th consecutive playoff game.

Minnesota	.....	17	7	0	7	—	31
Packers	.....	3	7	0	7	—	17
Min	—	M.Williams 68 pass from Culpepper (Andersen kick)					
Min	—	Moss 20 pass from Culpepper (Andersen kick)					
Min	—	FG Andersen 35					
GB	—	FG Longwell 43					
GB	—	Franks 4 pass from Favre (Longwell kick)					
Min	—	Burleson 19 pass from Culpepper (Andersen kick)					
GB	—	Davenport 1 run (Longwell kick)					
Min	—	Moss 34 pass from Culpepper (Andersen kick)					



## PACKERS 42, SEATTLE 20

2007 NFC Divisional Playoff  
 Jan. 12, 2008, at Lambeau Field, Green Bay

In near-whiteout conditions that turned Lambeau into a "Winter Wonderland," the Packers overcame an early 14-0 deficit by scoring touchdowns on six consecutive possessions and easily advanced to their first NFC Championship Game since 1997.

Running back Ryan Grant fumbled twice in the game's first 69 seconds, setting up both of the Seahawks' early scores. But Grant bounced back to rush for 201 yards and three touchdowns, both franchise playoff records, while Brett Favre was an efficient 18 of 23 for 173 yards and three TDs. Favre's 78.26 completion percentage broke his own single-game Green Bay playoff record.

The Packers had erased the early 14-point deficit by the end of the first quarter with scoring drives of 64 and 69 yards, and then took the lead for good early in the second quarter. On the period's opening play, Atari Bigby's big hit on Seattle tight end Marcus Pollard after a short reception jarred the ball loose, and Aaron Kampman recovered at the Seahawks' 18-yard line. Three plays later, Favre found Greg Jennings on a short 2-yard lob pass for the receiver's second TD of the game to make it 21-14.

The defense limited the Seahawks to just two field goals the rest of the way, and by game's end the Packers had amassed huge advantages in total yards (408-200) and time of possession (34:00 to 26:00).

Grant compiled his 201 yards in less than 3½ quarters, coming out of the game for good with 10 minutes left in the contest. He broke off four runs of 24 yards or longer on the day, including a memorable 43-yard scamper down the left sideline when the snowstorm was at its heaviest late in the third quarter.

Seattle	..... 14	3	3	0	— 20
Packers	..... 14	14	7	7	— 42

- Sea — Alexander 1 run (Brown kick)
- Sea — Ingram 11 pass from Hasselbeck (Brown kick)
- GB — Jennings 15 pass from Favre (Crosby kick)
- GB — Grant 1 run (Crosby kick)
- GB — Jennings 2 pass from Favre (Crosby kick)
- Sea — FG Brown 29
- GB — Grant 3 run (Crosby kick)
- GB — Jackson 13 pass from Favre (Crosby kick)
- Sea — FG Brown 27
- GB — Grant 1 run (Crosby kick)



## N.Y. GIANTS 23, PACKERS 20 (OT)

2007 NFC Championship  
 Jan. 20, 2008, at Lambeau Field, Green Bay

On a frigid Sunday evening that featured a game-time temperature of minus 1 and wind chill of minus 23, Lawrence Tynes sent the Giants to the Super Bowl with a 47-yard field goal 2 minutes, 35 seconds into overtime.

The third-coldest contest in NFL championship game history was close throughout, with the Packers overcoming an early 6-0 deficit on a 90-yard touchdown pass from Brett Favre to Donald Driver in the second quarter. It marked the longest play from scrimmage in Green Bay postseason annals.

A 20-yard reception by Driver, whose 141 receiving yards rank as the fifth most in franchise playoff history, set up a Mason Crosby field goal to give the Packers a 10-6 halftime advantage.

The two teams traded touchdowns on three consecutive possessions in the third quarter, with Ahmad Bradshaw's 4-yard scoring run putting the Giants on top, 20-17. Two plays into the fourth quarter, Favre's pass was intercepted by R.W. McQuarters near the goal line, but on the return Ryan Grant stripped the ball from McQuarters right into the hands of Mark Tauscher at the New York 19-yard line. The Packers capitalized with a game-tying field goal with 11:46 left.

The Giants had two chances to win the game in regulation, but Tynes missed field goal tries of 43 and 36 yards, the latter coming as time expired.

The Packers won the toss for overtime, but on the second play of the fifth period Favre's pass for Driver was intercepted by Corey Webster and returned to the Green Bay 34. Four plays later Tynes got a third shot at a game-winner and delivered.

N.Y. Giants	..... 3	3	14	0	3	— 23
Packers	..... 0	10	7	3	0	— 20
NY — FG Tynes 29						
NY — FG Tynes 37						
GB — Driver 90 pass from Favre (Crosby kick)						
GB — FG Crosby 36						
NY — Jacobs 1 run (Tynes kick)						
GB — Lee 12 pass from Favre (Crosby kick)						
NY — Bradshaw 4 run (Tynes kick)						
GB — FG Crosby 37						
NY — FG Tynes 47						



## ARIZONA 51, PACKERS 45 (OT)

2009 NFC Wild Card Playoff  
 Jan. 10, 2010, at Univ. of Phoenix Stadium, Glendale

In the highest-scoring postseason game in NFL history, the Packers fell to the Cardinals when quarterback Aaron Rodgers was sacked by Michael Adams and fumbled the ball into the arms of Karlos Dansby, who returned it 17 yards for the game-winning score just 1 minute, 18 seconds into overtime.

The shootout featured Green Bay playoff records of 493 total yards, 423 yards passing from Rodgers and 159 yards receiving from tight end Jermichael Finley. Rodgers also tied team postseason marks with four TD passes and 28 completions. Arizona's Kurt Warner was even better, though, going 29 of 33 for 379 yards and five TDs.

The Packers turned the ball over on two of their first three plays from scrimmage, and the Cardinals capitalized with two touchdowns. That lead was extended to 31-10 early in the third quarter before Green Bay rallied.

The Packers scored touchdowns on five consecutive second-half possessions to tie the game at 45, and the contest went to overtime when Arizona kicker Neil Rackers pulled a 34-yard field goal attempt wide left with nine seconds left in regulation.

Green Bay won the coin toss and got the ball to start the extra session, but on third-and-6 from their own 24, the Packers turned the ball over for a third and fatal time.

Packers	..... 0	10	14	21	0	— 45
Arizona	..... 17	7	14	7	6	— 51

- Ariz — Hightower 1 run (Rackers kick)
- Ariz — Doucet 15 pass from Warner (Rackers kick)
- Ariz — FG Rackers 23
- GB — Rodgers 1 run (Crosby kick)
- Ariz — Doucet 15 pass from Warner (Rackers kick)
- GB — FG Crosby 20
- Ariz — Fitzgerald 33 pass from Warner (Rackers kick)
- GB — Jennings 6 pass from Rodgers (Crosby kick)
- GB — Nelson 11 pass from Rodgers (Crosby kick)
- Ariz — Fitzgerald 11 pass from Warner (Rackers kick)
- GB — J. Jones 30 pass from Rodgers (Crosby kick)
- GB — Kuhn 1 run (Crosby kick)
- Ariz — Breaston 17 pass from Warner (Rackers kick)
- GB — Havner 11 pass from Rodgers (Crosby kick)
- Ariz — Dansby 17 fumble return



## PACKERS 21, PHILADELPHIA 16

2010 NFC Wild Card Playoff  
 Jan. 9, 2011, at Lincoln Financial Field, Phi.

Trailing by five and looking at a first-and-10 from the Green Bay 27-yard line with 44 seconds remaining in the game, Eagles quarterback Michael Vick went for it all.

Fortunately for the Packers, Tramon Williams was ready.

Locked in coverage against wide receiver Riley Cooper, the cornerback turned and snatched the ball out of the air in the end zone, sealing the victory for Green Bay, and handing Aaron Rodgers the first postseason win of his career.

The Packers' quarterback connected on 18 of 27 passes for 180 yards and three touchdowns, and was aided by a newfound balance forged by the breakout performance of rookie running back James Starks.

Starks, a sixth-round pick who was beset by injuries and appeared in just three games during the regular season, set a franchise rookie postseason record with 123 yards on 23 carries, repeatedly gashing the Philadelphia defense.

The Packers' defense, led by Clay Matthews, Charles Woodson and a host of others, executed an aggressive game plan designed to contain the explosive Vick. They held him to just 33 yards rushing, and Philadelphia's 16 points were the fewest surrendered by Green Bay in a road playoff game since the 1997 NFC Championship Game, the last time the franchise won on the road in the postseason.

<b>Packers</b> .....	7	7	0	—	21
<b>Philadelphia</b> .....	0	3	7	6	— 16
GB — Crabtree 7 pass from Rodgers (Crosby kick)					
GB — J.Jones 9 pass from Rodgers (Crosby kick)					
Phi — FG Akers 29					
Phi — Avant 24 pass from Vick (Akers kick)					
GB — Jackson 16 pass from Rodgers (Crosby kick)					
Phi — Vick 1 run (pass failed)					



**PACKERS 21, CHICAGO 14**

2010 NFC Championship  
Jan. 23, 2011, at Soldier Field, Chicago

A touchdown-saving tackle by a quarterback, a pair of interceptions by an undrafted rookie, and an interception return for a touchdown by a nose tackle. An improbable script to be sure, but one that played out in the NFC Championship Game at Soldier Field.

In what appeared to be an illustration of him picking up where he had left off the previous week at Atlanta, Aaron Rodgers led a pair of early scoring drives that staked Green Bay to a 14-0 halftime lead.

On the offense's first possession of the second half, Rodgers again led the unit inside the Chicago 10-yard line en route to what would seemingly be an insurmountable three-possession advantage. On third-and-goal, however, the quarterback was uncharacteristically intercepted at the 6 by veteran linebacker Brian Urlacher, who immediately embarked on a long return with most of the offensive players in his wake. Rodgers, the last man to beat, held his angle and dove at Urlacher's legs, tripping him up at the Chicago 45. The tackle ultimately kept the Bears off the scoreboard, as Chicago was forced to punt on the ensuing possession.

The Green Bay defense was once again outstanding in the early going, forcing five punts and an interception on Chicago's six first-half possessions. Rookie cornerback Sam Shields led the way by becoming the first rookie in NFL history to record a sack and an interception in a playoff game, accomplishing the feat on successive Bears possessions to close the first half.

Bears quarterback Jay Cutler was unable to move the ball with any regularity and also suffered a knee injury just before halftime. Following the first drive of the second half, he was replaced because of the injury by backup Todd Collins. The Packers' defense quickly rendered Collins ineffective, and he was benched after two possessions in favor of seldom-used third-stringer Caleb Hanie.

To the surprise of many, Hanie led the Bears on a 67-yard scoring drive at the start of the fourth quarter, tightening Green Bay's lead to 14-7. Two possessions later, Chicago took over at its own 10 and on third-and-5, Hanie was intercepted by nose tackle B.J. Raji, who then lumbered 18 yards for an unlikely albeit memorable touchdown that pushed the score to 21-7.

Refusing to quit, Hanie and the Bears' offense responded quickly, driving 60 yards on four plays, and finishing with a 35-yard touchdown on a catch-and-run by wide receiver Earl Bennett.

After a quick three-and-out by Green Bay, the Bears used 12 plays to get the ball to the Packers' 29-yard line. On a fateful fourth-and-5, Hanie looked deep over the middle but was intercepted by Shields, his second of the game. Green Bay kneeled down to run out the clock and the celebration ensued.

The Packers were presented the Halas Trophy inside the visitors' locker room and were set to begin preparations for the franchise's first Super Bowl appearance in 13 years, Super Bowl XLV at Cowboys Stadium in Arlington, Texas.

<b>Packers</b> .....	7	7	0	7	— 21
<b>Chicago</b> .....	0	0	0	14	— 14
GB — Rodgers 1 run (Crosby kick)					
GB — Starks 4 run (Crosby kick)					
Chi — Taylor 1 run (Gould kick)					
GB — Raji 18 interception return (Crosby kick)					
Chi — Bennett 35 pass from Hanie (Gould kick)					



**PACKERS 48, ATLANTA 21**

2010 NFC Divisional Playoff  
Jan. 15, 2011, at Georgia Dome, Atlanta

The Atlanta Falcons entered their divisional-round matchup against the Packers with the No. 1 seed in the NFC, home-field advantage throughout the playoffs, and a well-rested, veteran team set to take the field in front of more than 69,000 fans inside the Georgia Dome.


Green Bay entered with Aaron Rodgers, Tramon Williams and the momentum of having won three consecutive elimination games, and that was all the Packers would need to keep their playoff journey alive.

Just six days after clinching the Wild Card win at Philadelphia with a leaping interception in the end zone late in the fourth quarter, Williams outdid himself in Atlanta. He intercepted Pro Bowl quarterback Matt Ryan twice, the second of which was a virtual backbreaker he returned 70 yards for a touchdown as time expired in the first half. The momentum-changing play extended Green Bay's lead to 28-14 and sucked the life out of what had been a charged home crowd.

While Williams stole the show on defense, Rodgers put on one of the greatest individual performances in NFL postseason history. In a display of passing precision seldom seen on such a big stage, he completed 31 of 36 passes for 366 yards and three touchdowns through the air, also adding one on the ground. His ability to escape pressure, extend plays and deliver accurate throws downfield had the offense in rhythm from the opening gun, and had the Falcons defense searching for answers.

Throughout the game, the Packers compromised the identity Atlanta had established during their 13-3 regular season. The Falcons ranked No. 3 in the NFL in both time of possession and turnover margin during the regular season, but possessed the ball for only 21:41 and committed a total of four turnovers. They also boasted the NFC's leading rusher in standout back Michael Turner, but on this night, he was limited to just 39 yards, matching a season low.

<b>Packers</b> .....	0	28	14	6	— 48
<b>Atlanta</b> .....	7	7	0	7	— 21
Atl — Turner 12 run (Bryant kick)					
GB — Nelson 6 pass from Rodgers (Crosby kick)					
Atl — Weems 102 kickoff return (Bryant kick)					
GB — Kuhn 1 run (Crosby kick)					
GB — Jones 20 pass from Rodgers (Crosby kick)					
GB — Williams 70 interception return (Crosby kick)					
GB — Rodgers 7 run (Crosby kick)					
GB — Kuhn 7 pass from Rodgers (Crosby kick)					
Atl — White 6 pass from Ryan (Bryant kick)					
GB — FG Crosby 43					
GB — FG Crosby 32					



**N.Y. GIANTS 37, PACKERS 20**

2011 NFC Divisional Playoff  
Jan. 15, 2012, at Lambeau Field, Green Bay

The Packers had almost forgotten the feeling. After winning six consecutive elimination games to close out the 2010 season as world champions and then storming through the 2011 regular season with a franchise-best 15-1 record, the concept of defeat had become somewhat unfamiliar.

Unfortunately, these Packers picked the wrong day to play their sloppiest game of what had to that point been a fantastic season. Green Bay fell victim to a series of uncharacteristic, costly turnovers and a leaky pass defense that allowed Giants quarterback Eli Manning to throw for 330 yards and three TDs, leading to the

2011 NFC Divisional Playoff, continued

elimination of the top-seeded home team in front of a capacity crowd at Lambeau Field.

The two sides traded field goals on their opening possessions, but Manning found wide receiver Hakeem Nicks for a 66-yard touchdown later in the first quarter to put New York on top, 10-3. It wasn't the last time Nicks would haunt the Packers.

The second of the receiver's first-half touchdowns was a far more crushing blow, one that came on the final play of the second quarter when he hauled in a 37-yard Hail Mary throw from Manning amidst multiple Green Bay defenders in the end zone, giving the Giants a 20-10 halftime lead.

The turnover epidemic that had begun to befall the Packers' offense late in the second quarter continued when quarterback Aaron Rodgers was stripped in the pocket on the opening drive of the second half, his first lost fumble of the season. The Green Bay defense stood tall in the third frame, however, keeping the Giants off the board and allowing a Mason Crosby field goal to pull the Packers to within a touchdown at 20-13 to start the fourth.

But for a team that set a franchise record with just 14 giveaways in the regular season, it was the turnovers that were the ultimate difference in the game. Running back Ryan Grant fumbled following a reception with the Packers driving near midfield, trailing just 23-13 midway through the final quarter.

The Giants would score a touchdown on the very next play, and then again four minutes later, while also recovering an onside kick attempt, thus silencing any chance of a late Green Bay comeback.

<b>N.Y. Giants</b> . . . . .	10	10	0	17	—	37
<b>Packers</b> . . . . .	3	7	3	7	—	20

- NY — FG Tynes 31
- GB — FG Crosby 47
- NY — Nicks 66 pass from Manning (Tynes kick)
- GB — Kuhn 8 pass from Rodgers (Crosby kick)
- NY — FG Tynes 23
- NY — Nicks 37 pass from Manning (Tynes kick)
- GB — FG Crosby 35
- NY — FG Tynes 35
- NY — Manningham 4 pass from Manning (Tynes kick)
- GB — Driver 16 pass from Rodgers (Crosby kick)
- NY — Jacobs 14 run (Tynes kick)



**PACKERS 24, MINNESOTA 10**

2012 NFC Wild Card Playoff  
Jan. 5, 2013, at Lambeau Field, Green Bay

Having split their two-game divisional series during the regular season, the border rivals squared off in a Wild Card game just six days after they'd met in a Week 17 finale at Minnesota.

It was in that game that a last-second field goal gave the Vikings the victory, earning them a playoff berth as the NFC's No. 6 seed and a trip to Lambeau Field to face the NFC North champion Packers in the opening round of the single-elimination tournament.

Members of a unit that had surrendered a total of 409 yards to All-Pro running back Adrian Peterson in the teams' two December meetings, Packers defenders vowed during the practice week that the explosive ball-carrier would not torment them again.

And they held true to that promise.

Aided by an inactive list that featured Vikings starting quarterback Christian Ponder (who was sidelined by an elbow injury), the defense kept Peterson in check throughout the game, limiting him to just 99 yards on 22 carries (4.5 avg.), his second-lowest rushing total since Week 7 of the regular season.

Offensively for the Packers, Aaron Rodgers led a balanced attack that scored 24 unanswered points after the Vikings opened the game with a field goal on their opening drive.

Fullback John Kuhn scored both rushing and receiving touchdowns to cap drives going into and coming out of halftime, extending the Green Bay lead to 24-3 with 9:25 remaining in the third quarter and making an already uphill climb for the beleaguered Minnesota offense even steeper.

Backup quarterback Joe Webb hadn't attempted a pass during the regular season and was repeatedly pressured by the Packers' attacking front. Linebacker Clay Matthews led the way with two sacks, also forcing and recovering a fumble by Webb late in the third quarter.


Matthews' fumble recovery was part of a three-turnover effort by the Packers, one that also featured an interception by cornerback Sam Shields and the recovery of a muffed punt by linebacker Dezman Moses on special teams.

Webb connected with wide receiver Michael Jenkins for a touchdown with 3:39 remaining in the fourth quarter, but finished the game 11 of 30 passing for 180 yards.

Unfortunately for the Vikings, that wasn't enough to dethrone the division champions on their home field.

<b>Minnesota</b> . . . . .	3	0	7	—	10	
<b>Packers</b> . . . . .	7	10	7	0	—	24

- Min — FG Walsh 33
- GB — Harris 9 run (Crosby kick)
- GB — FG Crosby 23
- GB — Kuhn 3 run (Crosby kick)
- GB — Kuhn 9 pass from Rodgers (Crosby kick)
- Min — Jenkins 50 pass from Webb (Crosby kick)



**SAN FRANCISCO 45, PACKERS 31**

2012 NFC Divisional Playoff  
Jan. 12, 2013, at Candlestick Park, San Francisco

Cornerback Sam Shields raced down the sideline with a 52-yard interception return for a touchdown on the game's opening drive, and it appeared the Packers might be recapturing their divisional playoff magic. It was just two years earlier, in the 2010 postseason, that the Packers marched into Atlanta against the higher-seeded Falcons

and dismantled them on their home field, furthering their momentum en route to the Super Bowl.

But this wasn't 2010, and these were not the Atlanta Falcons.

San Francisco quarterback Colin Kaepernick lifted himself off the turf after missing a tackle on Shields, took a deep breath, and went on to deliver a statistically dominating dual-threat performance.

The second-year passer recovered from his early turnover to repeatedly gash the Packers' defense with both his arm and legs during the game. He was particularly deadly carrying the ball, both on scrambles to escape pressure and on read-option plays the 49ers designed to take advantage of his speed and athletic ability.

By game's end, Kaepernick had carried 16 times for 181 yards (11.3 avg.), an NFL record for a quarterback in both the regular and postseasons. Following the early INT, he sharpened his precision throwing the ball and finished the game having completed 17 of 31 attempts for 263 yards and two TDs. Several of his throws went in the direction of wide receiver Michael Crabtree, who finished with nine catches for 119 yards (13.2 avg.) and a pair of second-quarter TDs that capitalized on Green Bay turnovers to help San Francisco recover from the initial deficit.

Despite the miscues, the Packers hung tough throughout the first half, answering the 49ers' offense with two 80-yard touchdown drives of their own. They pulled to within three points entering halftime, and a 31-yard field goal by kicker Mason Crosby tied the game at 24-24 with 8:25 remaining in the third quarter.

But it was at that point that the San Francisco offense went into overdrive. On the third play of the ensuing possession, Kaepernick faked a handoff to the inside and bolted off of the right edge, going untouched down the sideline for a 56-yard score.

The 49ers regained possession just two minutes later and traveled 93 yards for another touchdown, this time cashing in on a 2-yard run by Frank Gore on the opening play of the fourth quarter to extend the lead to 38-24.

All told, the 49ers' offense amassed 579 yards and the Packers were unable to ultimately overcome costly turnovers in the divisional round for the second consecutive year, leading to an early postseason exit for a team that appeared to be getting healthy and peaking at just the right time.

<b>Packers</b> . . . . .	14	7	3	7	—	31
<b>San Francisco</b> . . . . .	7	17	7	14	—	45

- GB — Shields 52 interception return (Crosby kick)
- SF — Kaepernick 20 run (Akers kick)
- GB — Harris 18 run (Crosby kick)
- SF — Crabtree 12 pass from Kaepernick (Akers kick)
- SF — Crabtree 20 pass from Kaepernick (Akers kick)
- GB — J.Jones 20 pass from Rodgers (Crosby kick)
- SF — FG Akers 26
- GB — FG Crosby 31
- SF — Kaepernick 56 run (Akers kick)
- SF — Gore 2 run (Akers kick)
- SF — Dixon 2 run (Akers kick)
- GB — G.Jennings 3 pass from Rodgers (Crosby kick)





**SAN FRANCISCO 23, PACKERS 20**

2013 NFC Wild Card Playoff  
Jan. 5, 2014, at Lambeau Field, Green Bay

Nearly an entire calendar year had passed since San Francisco defeated Green Bay in the 2012 playoffs, yet the Packers and 49ers once again found themselves in familiar territory when January rolled around. Unlike the previous season, when the two teams met at Candlestick Park in the divisional round, the

2013 chapter of this rekindled rivalry was played in frigid temperatures at Lambeau Field.

Although the 2013 Packers faced question marks throughout the season due to an unprecedented number of injuries to key players, the team had always been able to rely on one thing – its resiliency. Only a week earlier, quarterback Aaron Rodgers returned from a broken collarbone to lead a game-winning, fourth-quarter touchdown drive against the Chicago Bears to clinch the NFC North, and the newly healthy team seemed to have adopted a never-say-die attitude that it was hoping to retain throughout the postseason.

When fullback John Kuhn plunged into the end zone from 1 yard out to give the Packers a 17-13 lead early in the fourth quarter, it appeared as if the Packers were destined to continue the resilient trend that they had displayed throughout the season.

However, the lead was short-lived, as a series of big plays on San Francisco's ensuing possession quelled the home team's momentum. Following a 37-yard kickoff return by running back LaMichael James, 49ers quarterback Colin Kaepernick triggered memories of the 2012 NFC Divisional playoff contest, dashing around left end on third-and-4 for a gain of 24 yards to the Green Bay 33. After a defensive holding penalty moved the ball to the Green Bay 28, Kaepernick took tight end Vernon Davis down the seam for the go-ahead score.

Trailing 20-17, Rodgers once again drove the Packers deep into 49ers' territory, but the drive stalled at the San Francisco 6 and the Packers were forced to settle for a Mason Crosby field goal that knotted the score at 20-20.

Needing only a field goal to send his team to the divisional round, Kaepernick took the field with just over five minutes remaining in regulation and set his sights on his third straight victory over the Packers. After completing an 11-yard strike to wide receiver Michael Crabtree, Kaepernick took a shotgun snap on second-and-10 from the San Francisco 31 and nearly committed a devastating error. Looking to his left, Kaepernick rifled a pass to receiver Anquan Boldin, who was in the midst of running a short out route to the left sideline. Rookie cornerback Micah Hyde, who had lined up as the nickel corner to cover Boldin in the slot, timed his jump perfectly and leapt in front of Kaepernick's pass, only to have the ball slip through his fingers, providing the 49ers' offense with a second chance.

That was all San Francisco needed, as Kaepernick completed a 17-yarder to Michael Crabtree on the following play and drove his team the rest of the way to set up a game-winning field goal attempt from the Packers' 15. Veteran kicker Phil Dawson drilled the kick as time expired and the Packers' season ended earlier than the Lambeau faithful had hoped.

San Francisco	.....	6	7	0	10	—	23
Packers	.....	0	10	0	10	—	20
SF	—	FG Dawson	22				
SF	—	FG Dawson	25				
GB	—	Nelson	5 pass from Rodgers (Crosby kick)				
SF	—	Gore	10 run (Dawson kick)				
GB	—	FG Crosby	34				
GB	—	Kuhn	1 run (Crosby kick)				
SF	—	Davis	28 pass from Kaepernick (Dawson kick)				
GB	—	FG Crosby	24				
SF	—	FG Dawson	33				



**PACKERS 26, DALLAS 21**

2014 NFC Divisional Playoff  
Jan. 11, 2015, at Lambeau Field, Green Bay

Green Bay earned a bye in the postseason after winning their fourth consecutive NFC North title with a 12-4 record. The Packers finished 8-0 at home during the regular season for the 13th time in franchise history and the second time under Head Coach Mike McCarthy.

The Packers welcomed the longtime NFC rival Dallas Cowboys, who also finished an NFL-best 12-4, to Lambeau Field for the first time in the postseason since the 1967 NFL Championship Game, most commonly known as the "Ice Bowl."

Both teams entered the game after home victories over the Detroit Lions, Green Bay in Week 17 to win the division and Dallas in the Wild Card round. Each team also had a quarterback who overcame injuries during the season and finished in the top two in the NFL in passer rating.

The Packers and Cowboys exchanged touchdowns in the first quarter. Green Bay started it off with a 10-play, 60-yard drive that ended with Aaron Rodgers moving around the pocket on his injured calf to find Andrew Quarless for a score from 4 yards out. Dallas responded on the following drive, going 62 yards in 12 plays as Tony Romo connected with FB Tyler Clutts for a 1-yard touchdown.

On the next drive, Jeremy Mincey recovered a Rodgers fumble at the Dallas 36-yard line and three plays later Romo found Terrance Williams on a 38-yard touchdown pass to go up, 14-7. After a Packers punt, the Cowboys drove to the Green Bay 27-yard line where they faced a third-and-1. A botched shotgun snap caused Romo to take a 5-yard loss and forced Dallas to attempt a 50-yard field goal that was blocked by Datone Jones and gave the Packers the ball at their own 40-yard line with 29 seconds left in the half. Rodgers completed three passes in four plays to travel 38 yards and set up a 40-yard field goal attempt. Mason Crosby converted it as time expired, cutting Dallas' lead to 14-10 at halftime.

After Green Bay stalled on the opening drive of the second half, the Packers defense came up big. Julius Peppers leaped to force a DeMarco Murray fumble that Jones recovered at the Cowboys' 44-yard line. Fueled by a 29-yard run by Eddie Lacy, the Packers reached the Dallas 12-yard line before settling for a 30-yard field goal to pull within one point. On the ensuing drive, the Cowboys used a mix of pass and run plays to drive 80 yards in six plays, with Murray finishing it off with a 1-yard touchdown run to take a 21-13 lead. Rodgers led the Packers right back down the field, completing four passes, including a 26-yarder to Randall Cobb and a 46-yard touchdown to Davante Adams on third-and-15 to get back within one point.

The Green Bay defense finished the third quarter with a Nick Perry sack of Romo, and then on the first play of the fourth quarter, Perry teamed with Mike Daniels to sack Romo to force a third-and-23 that Dallas did not convert. After a punt, Rodgers stayed hot, driving the Packers 80 yards with seven completed passes that included finding Richard Rodgers for a 13-yard score. After a failed two-point attempt, Green Bay was up, 26-21, with 9:10 left in the fourth quarter.

Following the kickoff, Murray recorded a 30-yard run to the Dallas 48-yard line. The Cowboys continued to the Packers' 32-yard line, where they faced a fourth-and-2 with just under five minutes to play. Romo launched a pass down the left sideline, where Sam Shields was covering Dez Bryant, who leaped to grab the ball on a play that was initially ruled a catch at the 1-yard line. After the Packers challenged, it was ruled incomplete since Bryant did not maintain possession through the ground. Green Bay ran off the remaining 4:06 by converting two third downs with a 26-yard completion to Adams and a 12-yard diving catch by Cobb.

Dallas	.....	7	7	7	0	—	21
Packers	.....	7	3	10	6	—	26
GB	—	Quarless	4 pass from A.Rodgers (Crosby kick)				
Dal	—	Clutts	1 pass from Romo (Bailey kick)				
Dal	—	Williams	38 pass from Romo (Bailey kick)				
GB	—	FG Crosby	40				
GB	—	FG Crosby	30				
Dal	—	Murray	1 run (Bailey kick)				
GB	—	Adams	46 pass from A.Rodgers (Crosby kick)				
GB	—	R.Rodgers	13 pass from A.Rodgers (pass failed)				



**SEATTLE 28, PACKERS 22 (OT)**

2014 NFC Championship  
Jan. 18, 2015, at CenturyLink Field, Seattle

Green Bay made its second trip of the season to Seattle after opening at the defending Super Bowl champions in Week 1. It marked the Packers' third NFC Championship Game appearance in the past eight years (2007 and 2010).

The Packers opened the game by driving all the way down to the Seahawks' 29-yard line, but the drive stalled, and on third down Richard Sherman intercepted Aaron Rodgers in the end zone. Green Bay's defense would pick their MVP quarterback up by forcing a turnover three plays later when Ha Ha Clinton-Dix intercepted Russell Wilson, giving the offense the ball back at the Seattle 19-yard line. It took the Packers just two plays to go 18 yards, but runs by John Kuhn and Eddie Lacy were stuffed and Mason Crosby connected from 18 yards out to give Green Bay a 3-0 lead. On the ensuing kickoff, Brad Jones forced and Morgan Burnett recovered a fumble by Doug Baldwin at the Seahawks' 23-yard line, but the Packers would once again have to settle for a field goal to take a 6-0 lead after making it down to the 1-yard line.

After a three-and-out by Seattle, the Packers would take over at their own 44-yard line, and a mix of pass and run fueled a seven-play, 56-yard drive that was capped with a Rodgers-to-Randall Cobb 13-yard touchdown. Up 13-0 entering the second quarter, Green Bay's defense again did not let Seattle gain a first down and Micah Hyde returned a Jon Ryan punt 29 yards to the Seattle 33-yard line. It was the third and final time in the game that the Packers would start a drive inside Seattle territory, and just like the previous two, Green Bay would settle for a field goal, this time from 40 yards to take a 16-0 lead with just under 10 minutes to play in the second quarter. The teams combined for three turnovers on the next three drives: an interception by Clinton-Dix that gave Green Bay the ball at their own 32-yard line, an interception by Byron Maxwell that was returned five yards to the Seattle 31-yard line, and an interception by Sam Shields in the end zone. Clinton-Dix became just the third rookie (Joe Laws, Shields) and sixth player in team history to record two interceptions in a postseason game, while Shields registered his fifth career postseason interception, the most in franchise history.

The second half opened with three-and-outs by both teams before Seattle would get on the board for the first time. After driving to the Packers' 19-yard line in 10 plays, the Seahawks faced a fourth-and-10. Seattle punter/holder Ryan took the snap and rolled to his left, where he lofted a pass to Gary Gilliam for a 19-yard touchdown, cutting Green Bay's lead to nine points.

Both teams stalled on drives late in the third quarter and the fourth started with a 32-yard run by James Starks to the Seattle 43-yard line. The Seahawks defense again stood up in their own territory and forced the Packers to settle for a 48-yard field goal to go up, 19-7. Green Bay's defense responded by forcing Seattle to punt from the 50-yard line with seven minutes to play. After a three-and-out, Green Bay punted and the Seahawks took over on their own 46-yard line. On the next play, Burnett intercepted Wilson, returning it 4 yards to the Packers' 43-yard line. Three runs by Lacy did not earn a first down and a 30-yard punt by Tim Masthay left Seattle with the ball at their own 31-yard line with 3:52 to play. The Seahawks used a total of 12 offensive plays and one recovered onside kick to tally 15 points and take a 22-19 lead with 1:25 left in the fourth quarter. Rodgers completed three passes and scrambled for 12 yards to set up Crosby for a 48-yard field goal to tie the game at 22 with 11 seconds left.

Seattle took the loss in overtime and Wilson found Jermaine Kearse for an over-the-shoulder 35-yard touchdown on their opening drive to win by six.

<b>Packers</b> . . . . .	13	3	0	6	0	—	22
<b>Seattle</b> . . . . .	0	0	7	15	6	—	28

- GB — FG Crosby 18
- GB — FG Crosby 19
- GB — Cobb 13 pass from A.Rodgers (Crosby kick)
- GB — FG Crosby 40
- Sea — Gilliam 19 pass from Ryan (Hauschka kick)
- GB — FG Crosby 48
- Sea — Wilson 1 run (Hauschka kick)
- Sea — Lynch 24 run (Wilson-Willson pass)
- GB — FG Crosby 48
- Sea — Kearse 35 pass from Wilson



**PACKERS 35, WASHINGTON 18**

2015 NFC Wild Card Playoff  
Jan. 10, 2016, at FedExField, Landover

Green Bay made the postseason for the 31st time in franchise history and set a record by making its seventh consecutive appearance (2009-15). The Packers traveled to face Washington, which had won its final four regular-season games on the way to an NFC East title. It was the second consecutive year

Green Bay faced the winner of the NFC East division, having defeated the Dallas Cowboys, 26-21, at Lambeau Field in the Wild Card round of the 2014 playoffs.

The game did not start out well for the Packers as they punted on their first drive, saw Aaron Rodgers sacked for a safety by Preston Smith on the second drive and punted on their final two drives of the first quarter. After the safety, Washington started at its own 45-yard line and drove down to have first-and-goal on the Green Bay 1-yard line after a DeSean Jackson touchdown was overturned on replay. The Packers defense stuffed Alfred Morris on first down and tackled him for a loss of a yard on second down. After a delay-of-game penalty on third down, Kirk Cousins threw an incomplete pass on third-and-7, forcing a Dustin Hopkins 25-yard field goal to put Washington up, 5-0.

Washington finished the first quarter and started the second quarter on a seven-play, 64-yard drive that was fueled by two 20-plus-yard receptions by Jordan Reed, including a 24-yard touchdown. After a Hopkins extra point hit the right upright, Washington led, 11-0. Green Bay's offense came alive in the second quarter, scoring on all three drives, including touchdown drives of 75 and 60 yards. A 43-yard Mason Crosby field goal after Mike Neal forced and recovered a fumble on a sack of Cousins at the Green Bay 39-yard line came between a 12-yard Rodgers touchdown pass to Randall Cobb and a 10-yard touchdown connection from Rodgers to Davante Adams, giving Green Bay a 17-11 lead at halftime.

Washington responded on the opening drive of the second half, traveling 73 yards in nine plays with Cousins running in from 3 yards for a touchdown to take an 18-17 lead. The Packers marched back down the field on the ensuing drive. After Green Bay threw the ball on five of the first six plays, it ran the ball on the final five plays, with Eddie Lacy recording a 30-yard run to the Washington 4-yard line and James Starks taking it into the end zone on the next play to go up by six points. The Packers forced a three-and-out on the Redskins' next possession and started a drive that carried over into the fourth quarter. It saw Green Bay mix run and pass to travel 76 yards in 10 plays with Lacy punching it in from 2 yards out and Rodgers finishing Jared Abbrederis for the two-point conversion to take a 32-18 lead.

The Packers would hold Washington scoreless on their final four drives, turning them over on downs on all four, in part due to Green Bay recording four of the six sacks it had in the game over that span. The Packers' six sacks tied for the second most in a postseason game in franchise history (since 1963). Neal (2.0) and Nick Perry (2.5) led the pass rush against Washington and became the first duo in team playoff history to both record two-plus sacks in a postseason game.

Crosby would be responsible for the final score of the game, a 29-yard field goal that made it 35-18 with just under five minutes to play. Green Bay's offense was led by the running game as Lacy (63 yards and a touchdown) and Starks (53 yards and a touchdown) became the first Green Bay duo to both record 50-plus rushing yards and a rushing touchdown in a playoff game in franchise history.

<b>Packers</b> . . . . .	0	17	7	11	—	35
<b>Washington</b> . . . . .	5	6	7	0	—	18

- Was — Safety, A.Rodgers sacked by P.Smith
- Was — FG Hopkins 25
- Was — Reed 24 pass from Cousins (Hopkins kick failed)
- GB — Cobb 12 pass from A.Rodgers (Crosby kick)
- GB — FG Crosby 43
- GB — Adams 10 pass from A.Rodgers (Crosby kick)
- Was — Cousins 3 run (Hopkins kick)
- GB — Starks 4 run (Crosby kick)
- GB — Lacy 2 run (A.Rodgers-Abbrederis pass)
- GB — FG Crosby 29



## KICK OFF ARIZONA 26, PACKERS 20 (OT)

2015 NFC Divisional Playoff

Jan. 16, 2016, at University of Phoenix Stadium, Glendale

Nearly three weeks after losing at Arizona, 38-8, Green Bay returned to face the Cardinals in the divisional round. It was the first postseason meeting since Arizona got the better of the Packers in a 51-45 overtime thriller at University of Phoenix Stadium in a 2009 Wild Card playoff.

For the second straight week, the Packers found themselves down early after their first two drives were three-and-outs that resulted in punts. Green Bay's defense forced the Cardinals to a three-and-out and a punt on the opening drive of the game, but Arizona found success on its second drive, marching 42 yards in 11 plays with Carson Palmer connecting with Michael Floyd from 8 yards out to take a 7-0 lead.

The Packers' last drive of the first quarter carried over into the second quarter and after 17 plays and 85 yards traveled, Mason Crosby hit a 28-yard field goal to pull within four. The drive proved to be costly as the Packers lost Randall Cobb for the game due to a chest injury he suffered on a diving 51-yard catch that would be nullified due to offsetting penalties. Green Bay would stop Arizona near midfield on the ensuing drive and after a punt, take over at its own 13-yard line. The Packers embarked on another 17-play drive, going 71 yards and once again getting a Crosby field goal, this time from 34 yards out. The Packers' two long drives gave them an 17:26 to 12:34 advantage in time of possession after two quarters, but they trailed, 7-6.

The second half began with each team turning the ball over. Aaron Rodgers was intercepted by Rashad Johnson at the Green Bay 48-yard line, and three plays later, Palmer was picked off by Ha Ha Clinton-Dix at the Green Bay 19-yard line. On the ensuing drive, Eddie Lacy recorded a 61-yard run to the Arizona 8-yard line, the second longest in franchise postseason history behind only James Lofton's 71-yard TD run at Dallas on Jan. 16, 1983. Green Bay would cash in two plays later when Rodgers found Jeff Janis for an 8-yard touchdown to put Green Bay up, 13-7. Arizona responded with a 10-play, 74-yard drive that ended with a Chandler Catanzaro 28-yard field goal to put the Cardinals within three points.

After Green Bay failed to make a first down on its next drive, Arizona drove down to the 10-yard line, and on the second play of the fourth quarter, Damarious Randall intercepted Palmer in the end zone. After the Packers' ensuing drive stalled at their own 43-yard line, the Cardinals took over at their own 20-yard line following a Tim Masthay punt. Arizona used a mix of pass and run in a 14-play, 80-yard drive that was capped off by a touchdown when a Palmer pass that was intended for Larry Fitzgerald was deflected to Floyd in the end zone, putting Arizona up, 17-13, with 3:44 to play in the game. Green Bay failed to record a first down on four plays, giving the ball back to Arizona on the Packers' 25-yard line with just 2:38 remaining. Following two runs and an incomplete pass, Catanzaro recorded a 36-yard FG to put Arizona up by seven.

With 1:55 left in the game, Green Bay took over at its own 14-yard line. The first three plays of the drive involved two incompletions and a Dwight Freeney sack, leaving the Packers with a fourth-and-20 from their own 4-yard line. With 55 seconds left on the clock, Rodgers found Janis for a 60-yard completion to the Arizona 36-yard line. An illegal-motion penalty and incomplete pass left Green Bay 41 yards away from the end zone with five seconds remaining. On the final play of regulation, Rodgers launched a pass that Janis would leap to catch in the end zone, combining with a Crosby extra point to send the game into overtime.

Arizona won the coin toss, chose to receive, and used two passes from Palmer to Fitzgerald, 75 yards on the first play and 5 yards on the third play of the drive, to score a touchdown and win the game, 26-20.

Packers	.....	0	6	7	7	0	—	20
Arizona	.....	7	0	3	10	6	—	26

Ariz — Floyd 8 pass from Palmer (Catanzaro kick)  
 GB — FG Crosby 28  
 GB — FG Crosby 34  
 GB — Janis 8 pass from A.Rodgers (Crosby kick)  
 Ariz — FG Catanzaro 28  
 Ariz — Floyd 9 pass from Palmer (Catanzaro kick)  
 Ariz — FG Catanzaro 36  
 GB — Janis 41 pass from A.Rodgers (Crosby kick)  
 Ariz — Fitzgerald 5 pass from Palmer



## GAME DAY PACKERS 38, N.Y. GIANTS 13

2016 NFC Wild Card Playoff

Jan. 8, 2017, at Lambeau Field, Green Bay

The Green Bay Packers earned a home postseason game by capturing their fifth division title in the last six seasons and set a franchise record with their eighth consecutive playoff berth.

The Wild Card round brought a rematch with a New York Giants team that Green Bay beat, 23-16, at Lambeau Field in Week 5.

As in the first meeting, the Giants' first two scores were field goals while the Packers' were touchdowns, resulting in a 14-6 advantage for Green Bay entering halftime. It would have been a one-point margin at the half, but Aaron Rodgers found Randall Cobb on a Hail Mary that covered 42 yards to end the second quarter.

The second half began with both teams punting and then the Packers being stopped on third and fourth down from their own 42-yard line when they failed to pick up a yard.

A couple plays later, New York brought the game to 14-13 with a big play of its own, a 41-yard touchdown pass from Eli Manning to Tavarres King.

Green Bay responded on the following drive with Rodgers completing a 13-yard pass to Jared Cook, a 20-yard pass to Davante Adams and a 30-yard touchdown to Cobb. The four-play drive traveled 63 yards in 2:23 to put the Packers up by eight points late in the third quarter.

Green Bay's defense responded by forcing a three-and-out, and Micah Hyde returned the ensuing punt 23 yards to the New York 37-yard line. The good field position led to a Mason Crosby field goal from 32 yards and put the Packers up, 24-13, entering the fourth quarter.

The Packers offense helped put the game out of reach, scoring touchdowns on its first two drives of the fourth quarter to make it 38-13.

Green Bay would not give up a point in the fourth quarter while forcing a punt and two turnovers: a forced and recovered fumble by Clay Matthews on a sack of Manning and an interception by Damarious Randall that he returned 78 yards in the final minute of the game.

N.Y. Giants	.....	3	3	7	0	—	13
Packers	.....	0	14	10	14	—	38

NY — FG Gould 26  
 NY — FG Gould 40  
 GB — Adams 5 pass from A.Rodgers (Crosby kick)  
 GB — Cobb 42 pass from A.Rodgers (Crosby kick)  
 NY — King 41 pass from Manning (Gould kick)  
 GB — Cobb 30 pass from A.Rodgers (Crosby kick)  
 GB — FG Crosby 32  
 GB — Cobb 16 pass from A.Rodgers (Crosby kick)  
 GB — Ripkowski 1 run (Crosby kick)



## STR. PACKERS 34, DALLAS 31

2016 NFC Divisional Playoff

Jan. 15, 2017, at AT&T Stadium, Arlington

The Packers faced the Cowboys in the divisional round for the second time in three years, previously beating Dallas, 26-21, at Lambeau Field in the 2014 postseason.

It was Green Bay's first postseason game at Dallas since the 1995 NFC Championship Game, a 38-27 Cowboys victory.

For the second week in a row, the Packers faced a team they played during the regular season. In Week 6, Dallas beat Green Bay, 30-16, at Lambeau Field. The Cowboys got off to a fast start in that matchup, taking a 17-6 lead into the half. In the divisional contest, the Packers got off to a hot start, scoring touchdowns on their first three possessions to go up, 21-3, midway through the second quarter.

Green Bay's last two drives of the first half resulted in punts, while Dallas used a touchdown and a field goal on its final two drives to pull within eight points at halftime.

The Packers answered on the opening drive in the third quarter, going 75 yards in six plays as Aaron Rodgers finished the drive with a 26-yard pass to Jared Cook and then a 3-yard pass to Cook for a touchdown.

On the ensuing drive, the Cowboys marched down to the Green

**2016 NFC Divisional Playoff, continued**

Bay 19-yard line, but on second-and-1, Micah Hyde jumped a short pass for Cole Beasley, intercepting Dak Prescott and running 18 yards to the 39-yard line.

Dallas returned the favor on the next drive, as Jeff Heath intercepted a deep pass from Rodgers on the Cowboys' 14-yard line and returned it 27 yards to the Dallas 41. The Cowboys' following drive would lead into the fourth quarter and result in a 6-yard touchdown pass from Prescott to Jason Witten to pull Dallas to within eight points.

The Cowboys defense forced a three-and-out on the next drive. After going 59 yards in 10 plays on its previous drive, Dallas marched 80 yards in 11 plays, with Prescott finding Dez Bryant for a 7-yard touchdown and then Prescott running in the two-point conversion to tie the game at 28 with just over four minutes to play.

The teams would go back and forth over the final few minutes. First, Green Bay drove 37 yards in 10 plays and Mason Crosby connected from 56 yards to put the Packers up three with just over a minute and a half on the clock.

Prescott then led Dallas 42 yards in six plays and Dan Bailey tied the game with a 52-yard field goal with 35 seconds left.

With 12 seconds on the clock, Green Bay faced a third-and-20 from its own 32-yard line. Rodgers bought some time, rolled to his left and found Cook, who tiptoed on the sideline to complete a 35-yard play that gave the Packers the ball at the Dallas 32-yard line with three seconds on the clock. Crosby connected from 51 yards as time expired to give the Packers a 34-31 victory.

<b>Packers</b> .....	7	14	7	6	—	34
<b>Dallas</b> .....	3	10	0	18	—	31
Dal — FG Bailey 50						
GB — R.Rodgers 34 pass from A.Rodgers (Crosby kick)						
GB — Montgomery 3 run (Crosby kick)						
GB — Montgomery 1 run (Crosby kick)						
Dal — Bryant 40 pass from Prescott (Bailey kick)						
Dal — FG Bailey 33						
GB — Cook 3 pass from A.Rodgers (Crosby kick)						
Dal — Witten 6 pass from Prescott (Bailey kick)						
Dal — Bryant 7 pass from Prescott (Prescott run)						
GB — FG Crosby 56						
Dal — FG Bailey 52						
GB — FG Crosby 51						



**PACKERS 28, SEATTLE 23**

2019 NFC Divisional Playoff  
 Jan. 12, 2020, at Lambeau Field, Green Bay

The Green Bay Packers captured the team's first division title since 2016 with a 13-3 regular-season record that also secured them a bye and the No. 2 seed in the NFC. Head Coach Matt LaFleur was the first coach in franchise history to lead his team to the postseason in his first season.

The Packers welcomed a familiar foe to Lambeau Field for the divisional round, facing the Seattle Seahawks for the sixth consecutive season (2014-19) in either the regular and/or postseason.

Green Bay came out strong with a 23-yard run from Aaron Jones on the first offensive play. In all, the Packers drove 75 yards in eight plays with Aaron Rodgers finding Davante Adams for a 20-yard score to take a 7-0 lead.

The next two possessions for each team resulted in punts and then the Seahawks put together a six-play, 32-yard drive to set up a 45-yard field goal from Jason Myers to cut the lead to four points in the final minute of the first quarter.

Green Bay answered with two 1-yard rushing TDs from Jones on its next two drives to go up, 21-3.

First, the Packers went 75 yards in nine plays on a drive that was kick-started with Rodgers completing three consecutive passes, 18- and 15-yards to Adams and an 8-yarder to Marquez Valdes-Scantling that brought Green Bay from its own 36-yard line to the Seattle 23-yard line. After an illegal block above the waist by Elgton Jenkins sent the Packers back 10 yards, Green Bay used four runs from Jones, as well as two Seattle penalties, to get seven more points.

After a 50-yard field goal attempt from Myers went wide right, the Packers took over on their own 40-yard line. Late-season pickup Tyler Ervin ran 18 yards on Green Bay's first play of a drive that used seven run plays and three pass plays to go 60 yards and put the Packers up 18 heading into halftime.

Both teams would trade scores on the first three possessions of the second half. First, Seattle used 10 plays to go 69 yards and Marshawn Lynch found the end zone from a yard out to cut the Packers' lead to 11 points.

Facing a third-and-six on the ensuing drive, Rodgers connected with Jimmy Graham for 27 yards, and then two plays later Rodgers found Adams for a 40-yard TD and Green Bay was up, 28-10. Adams' two TD receptions gave him six for his career in the postseason as he moved into a tie for No. 2 in team playoff history (WR Greg Jennings) behind only WR Antonio Freeman (10).

The Seahawks would answer with another long drive, going 84 yards in 12 plays with Russell Wilson finding Tyler Lockett for a 7-yard TD and the Green Bay lead was again cut to 11 points.

After a three-and-out by the Packers that went into the fourth quarter, Seattle marched 79 yards in nine plays and Lynch scored again from a yard out to make it 28-23 with just under 10 minutes to play.

Green Bay did not score on its next possession, but did use up almost five minutes of clock before punting to Seattle. The Seahawks had the ball with just under five minutes to play, but couldn't get a drive going and punted after five plays.

The Packers had the ball with a five-point lead and 2:32 left in the game. On third-and-8, Rodgers found Adams for a 32-yard gain. Green Bay faced another long third down, this time needing 9 yards, and Rodgers connected with Graham for a first down and the Packers would go on to run the clock out and win, 28-23.

Adams set a single-game franchise playoff record with 160 receiving yards on eight catches (20.0 avg.) and also became the first player in team history to register 150-plus receiving yards and two-plus TD catches in a postseason game.

<b>Seattle</b> .....	3	0	14	6	—	23
<b>Packers</b> .....	7	14	7	0	—	28
GB — D.Adams 20 pass from Rodgers (Crosby kick)						
Sea — FG Myers 45						
GB — Jones 1 run (Crosby kick)						
GB — Jones 1 run (Crosby kick)						
Sea — Lynch 1 run (Myers kick)						
GB — D.Adams 40 pass from Rodgers (Crosby kick)						
Sea — Lockett 7 pass from R.Wilson (Myers kick)						
Sea — Lynch 1 run (pass failed)						

**ATLANTA 44, PACKERS 21**

2016 NFC Championship  
 Jan. 22, 2017, at Georgia Dome, Atlanta

The Packers played in their seventh NFC title contest since the 1970 AFL-NFL merger. It was Green Bay's fourth NFC Championship Game appearance in the previous 10 seasons (2007-16), the most in the NFC over that span.

It was the Packers' second trip to Atlanta on the season, having lost, 33-32, back in Week 8.

Unlike the previous two games where Green Bay defeated a team they faced in the regular season, the Packers would come up short.

The Falcons took control of the game right away, scoring three touchdowns and a field goal on five first-half possessions. Green Bay had success moving the football on its first two possessions, but missed a 41-yard field goal and lost a fumble that was recovered by Atlanta in the end zone for a touchdown.

A punt and an interception on the next two drives left the Packers trailing, 24-0, at halftime.

A 73-yard touchdown on a short pass from Matt Ryan to Julio Jones on the Falcons' first possession of the second half brought the lead to 31-0. The teams exchanged a couple of touchdowns on the way to a 44-21 Atlanta victory.

<b>Packers</b> .....	0	0	15	6	—	21
<b>Atlanta</b> .....	10	14	13	7	—	44
Atl — Sanu 2 pass from Ryan (Bryant kick)						
Atl — FG Bryant 28						
Atl — Ryan 14 run (Bryant kick)						
Atl — Jones 5 pass from Ryan (Bryant kick)						
Atl — Jones 73 pass from Ryan (Bryant kick)						
GB — Adams 2 pass from A.Rodgers (Crosby kick)						
Atl — Freeman 4 pass from Ryan (Bryant kick failed)						
GB — Nelson 3 pass from A.Rodgers (Ripkowski run)						
Atl — Coleman 3 run (Bryant kick)						
GB — Cook 1 pass from A.Rodgers (run failed)						





## SAN FRANCISCO 37, PACKERS 20

2019 NFC Championship  
Jan. 19, 2020, at Levi's Stadium, Santa Clara

The Packers played in their sixth conference championship on the road since 1970, tied for the third most in the NFL from 1970-2019 (Dallas Cowboys, nine / New England Patriots, seven). LaFleur became the first head coach to reach a conference championship in his first season since Jim Harbaugh led San Francisco to the NFC Championship Game in 2011.

This was just the second time the Packers had been a part of a postseason game featuring two teams that both won 13-plus regular-season games. The other instance was at the 49ers in the 1997 NFC Championship Game when both teams posted 13-3 regular-season records.

Green Bay traveled to play San Francisco for the second time, having previously lost a late-November game, 37-8. Once again the 49ers jumped out to an early lead. After the Packers forced San Francisco to punt on its first possession, the 49ers would score on their final five possessions of the first half (three TDs and two field goals) to hold a 27-0 lead halfway through the game. The first-half surge by San Francisco was fueled by a rushing attack that racked up 185 yards and three TDs on 22 carries (8.4 avg.).

The Packers tried to claw their way back in the second half, scoring TDs on their first three possessions. First, Aaron Rodgers found Aaron Jones from 9 yards out to cap off an 11-play, 75-yard drive, then Jones punched it in from the 1-yard line to finish a 10-play, 75-yard drive and on the third possession, Rodgers connected with Jace Sternberger on an 8-yard strike.

The 49ers had scored on their first possession of the second half, so they had a 34-20 lead and the ball with 8:10 left in the fourth quarter. San Francisco would go 49 yards in 10 plays while using just under five minutes of clock to get three more points as Robbie Gould connected from 42 yards out.

Green Bay's next possession resulted in an interception and the 49ers would run out the clock in their 37-20 win.

<b>Packers</b> . . . . .	0	0	7	13	—	20
<b>San Francisco</b> . . . . .	7	20	7	3	—	37
SF — Mostert 36 run (Gould kick)						
SF — FG Gould 54						
SF — Mostert 9 run (Gould kick)						
SF — FG Gould 27						
SF — Mostert 18 run (Gould kick)						
GB — Jones 9 pass from Rodgers (Crosby kick)						
GB — Mostert 22 run (Gould kick)						
GB — Jones 1 run (pass failed)						
GB — Sternberger 8 pass from Rodgers (Crosby kick)						
SF — FG Gould 42						



## PACKERS 32, L.A. RAMS 18

2020 NFC Divisional Playoff  
Jan. 16, 2021, at Lambeau Field, Green Bay

The Green Bay Packers won back-to-back division titles with a 13-3 regular-season record that also secured them a bye and the No. 1 seed in the NFC. Head Coach Matt LaFleur was just the second NFL head coach since the league went to a divisional format in 1967 to win 13-plus games and a division title in both of his first two seasons, joining George Seifert of the 49ers (1989-90).

Green Bay opened the divisional game by forcing a Rams three-and-out and a punt. The Packers marched 63 yards in 12 plays to set up a Mason Crosby 24-yard field goal.

The Rams responded with an eight-play, 62-yard drive that was highlighted by Jared Goff completing passes of 28 yards to Josh Reynolds and 19 yards to Robert Woods on back-to-back plays. The drive stalled when Preston Smith stopped Cam Akers for a 1-yard gain on third-and-2, resulting in Matt Gay connecting on a 37-yard field goal to tie the game.

The Packers answered, scoring touchdowns on each of their next four drives. Green Bay first went 84 yards in 14 plays, finishing with Aaron Rodgers finding Davante Adams for a 1-yard score. The TD grab gave Adams seven for his career and the No. 2 spot in team history for playoff receiving TDs (Antonio Freeman, 10).

The Packers defense, led by a 7-yard sack by Za'Darius Smith on second down, forced a punt after three plays on the next possession. An unsportsmanlike-conduct penalty on the punt on Nsmba Webster gave Green Bay the ball at the Rams' 47-yard line. It took the Packers nine plays to travel the rest of the way as Rodgers ran it in from a yard out. A bad snap on the extra point resulted in no kick and a failed attempt, leaving Green Bay with a 16-3 lead.

The Rams' next drive included a couple of nice runs by Akers (10 and 13 yards) and a 21-yard pass from Goff to Reynolds, as they went 75 yards in nine plays with Van Jefferson hauling in a short pass for a 4-yard TD to pull within six points with 29 seconds left in the first half.

After a touchback, Rodgers completed a 21-yard pass to Adams and a 33-yard pass to Robert Tonyan to go from their own 25-yard line to the Rams' 21-yard line. After two incompletions, Crosby was good from 39 yards out and it was 19-10 at the half.

The Packers opened the second half with the ball and for the sixth consecutive drive would finish with points. After a touchback, Aaron Jones went 60 yards to the Rams' 15-yard line. Four plays later, Jones finished the drive that had runs on five of six plays with a 1-yard TD run. A failed two-point conversion attempt left Green Bay up, 25-10.

After punts by both teams on their next possessions, the Rams drew within seven points by driving 79 yards in 11 plays with Akers finishing it off by finding the end zone from 7 yards away on a direct snap. Los Angeles tacked on a hook-and-lateral two-point conversion that saw Goff pass to Jefferson, who tossed it to Akers.

Green Bay got to the Rams' 47-yard line on the next drive, but was forced to punt. After a JK Scott punt pinned the Rams at their own 6-yard line, the Rams gained a first down, but a Kenny Clark sack of Goff led to a third-and-16 that the Rams did not convert, forcing a punt early in the fourth quarter. On the next possession, Rodgers found Allen Lazard for a 58-yard TD to put the Packers up, 32-18, with under seven minutes to play.

The Rams' next drive started at their own 41-yard line after a 38-yard kickoff return from Webster. But it wouldn't go much further as Rashan Gary sacked Goff for a loss of 4 yards to give Green Bay the ball with just under five minutes to play. It would turn out to be the final drive of the game for the Rams as the Packers, using a mix of run and pass, ran the clock out.

<b>L.A. Rams</b> . . . . .	3	7	8	0	—	18
<b>Packers</b> . . . . .	3	16	6	7	—	32
GB — FG Crosby 24						
LAR — FG Gay 37						
GB — D.Adams 1 pass from Rodgers (Crosby kick)						
GB — Rodgers 1 run (pass failed)						
LAR — Jefferson 4 pass from Goff (Gay kick)						
GB — FG Crosby 39						
GB — Jones 1 run (pass failed)						
LAR — Akers 7 run (Goff-Akers pass)						
GB — Lazard 58 pass from Rodgers (Crosby kick)						



**TAMPA BAY 31, PACKERS 26**  
 2020 NFC Championship  
 Jan. 24, 2021, at Lambeau Field, Green Bay

The Packers played in their ninth NFC title contest since the 1970 AFL-NFL merger and their fourth since 2014 (2014, 2016, 2019), the most in the NFC over that span. It marked the first time since 1995-97 that Green Bay appeared in consecutive NFC title games. It was the third time (1996 and 2007) that Lambeau Field hosted the NFC Championship Game.

On the first drive of the game, Tampa Bay traveled 66 yards in nine plays and converted three third downs, including a 15-yard touchdown pass from Tom Brady to Mike Evans, to take a 7-0 lead.

After the teams exchanged punts, the Packers would tie it up early in the second quarter as Aaron Rodgers drove 90 yards in seven plays using a couple of big passes. Green Bay connected with Allen Lazard for 23 yards and a few plays later found Marquez Valdes-Scantling for a 50-yard TD.

The Buccaneers responded quickly and needed just four plays to cover 73 yards and take a 14-7 lead. On back-to-back snaps, Brady found Chris Godwin for a 52-yard gain and then Leonard Fournette finished the drive with a 20-yard TD run.

On the following possession, the Packers ate up over seven minutes of clock, going 69 yards in 15 plays and adding three points via a Mason Crosby 24-yard field goal.

Tampa Bay was forced to punt, and then on the fourth play of the Packers' next drive, Sean Murphy-Bunting picked off a Rodgers pass to give the Buccaneers the ball on their own 49-yard line with 28 seconds left in the first half. With eight seconds remaining, Brady found a streaking Scotty Miller for a 39-yard TD and Tampa Bay carried a 21-10 lead into the half.

On the first possession of the second half, Jordan Whitehead put a hit on Jones that would end his day and force a fumble that was recovered by Devin White, who returned it 21 yards to the GB 8-yard line. On the next play, Brady connected with Cameron Brate for an 8-yard score and the Buccaneers went up, 28-10.

The Packers would rally to get back in the game. First, Green Bay took eight plays to go 75 yards on a drive that included a 24-yard pass to Valdes-Scantling, a 16-yard pass to Lazard and a TD pass to Robert Tonyan from 8 yards out.

Green Bay's defense responded as Adrian Amos intercepted Brady on the next drive, giving the Packers the ball at their own 32-yard line. The Packers would use the running of Jamaal Williams and rookie AJ Dillon as well as the pass to march down the field, and on the 13th play of the drive, Rodgers and Davante Adams connected for a 2-yard TD. But the two-point conversion failed and the Packers trailed, 28-23, in the final seconds of the third quarter.

Jaire Alexander intercepted Brady on each of the next two possessions, giving the ball to Green Bay at their own 19-yard line and their own 24-yard line, but each ensuing drive was a three-and-out for the Packers and resulted in a punt.

With just over eight minutes to play in the game, the Buccaneers put together an eight-play drive that was capped off by a 46-yard field goal by Ryan Succop to take an eight-point lead with just under five minutes to play.

On the next drive, Green Bay vaulted into Tampa Bay territory with a 29-yard pass to Valdes-Scantling and got down to the 8-yard line before three straight incompletions led to a Crosby field goal from 26 yards out to pull the Packers to within five with 2:09 to play.

The Buccaneers faced a third-and-4 with 1:46 on the clock and a Brady pass sailed incomplete, but defensive pass interference was called on Kevin King to give Tampa Bay a first down. From there, the Buccaneers would move the sticks once more to end it.

<b>Tampa Bay</b> . . . . .	7	14	7	3	—	31
<b>Packers</b> . . . . .	0	10	13	3	—	26

- TB — Evans 15 pass from Brady (Succop kick)
- GB — Valdes-Scantling 50 pass from Rodgers (Crosby kick)
- TB — Fournette 20 run (Succop kick)
- GB — FG Crosby 24
- TB — Miller 39 pass from Brady (Succop kick)
- TB — Brate 8 pass from Brady (Succop kick)
- GB — Tonyan 8 pass from Rodgers (Crosby kick)
- GB — D.Adams 2 pass from Rodgers (pass failed)
- TB — FG Succop 46
- GB — FG Crosby 26



**SAN FRANCISCO 13, PACKERS 10**  
 2021 NFC Divisional Playoff  
 Jan. 22, 2022, at Lambeau Field, Green Bay

The Green Bay Packers won their third consecutive division title with a 13-4 regular-season record that also secured them a bye and the No. 1 seed in the NFC for the second straight year. Matt LaFlure became the first NFL head coach to win 13-plus games in three straight seasons.

Green Bay faced San Francisco for the second time, having previously won a late-September road game, 30-28, on a Mason Crosby field goal as time expired. That contest was played in Santa Clara, Calif., with a kickoff temperature of 69 degrees while the kickoff temperature at Lambeau for this playoff contest was 14 degrees with a wind chill of zero.

The Packers started strong, going 69 yards on 10 plays on the opening drive with a mix of run and pass. AJ Dillon finished the drive with a 6-yard run up the middle for a touchdown and Green Bay was up, 7-0.

After forcing a three-and-out on the 49ers' first offensive possession, the Packers used four plays to get to the SF 42-yard line before Fred Warner forced Marcedes Lewis to fumble and it was recovered by Dre Greenlaw. On the second play of the next possession, Rasul Douglas forced a fumble on Brandon Aiyuk that was recovered and returned 21 yards to the 49ers' 40-yard line by Krys Barnes, but the replay official overturned the call on the field, calling the pass incomplete.

Both teams ended the next few drives with punts and then late in the second quarter the 49ers drove down to the Packers' 21, where Adrian Amos intercepted Jimmy Garoppolo at the 4-yard line with just over a minute left in the first half. Aaron Rodgers connected with Aaron Jones for a 75-yard completion to the San Francisco 14 with 26 seconds left. A couple plays later, San Francisco blocked a 39-yard field goal by Crosby to end the half.

The 49ers opened the third quarter with a 45-yard kickoff return to midfield by Deebo Samuel. San Francisco went 39 yards in 10 plays and Robbie Gould connected from 29 yards out to cut the Packers' lead to four points.

After a three-and-out drive by each team, Green Bay finished the third quarter and started the fourth quarter with a 14-play, 57-yard drive that set up a Crosby field goal from 33 yards out to put the Packers up, 10-3.

San Francisco looked to answer, taking eight plays to make it down to the Green Bay 19 with just over six minutes to play, but on fourth-and-1, Elijah Mitchell was dropped for a loss of a yard by Rashan Gary and De'Vondre Campbell. The 49ers defense only allowed the Packers to gain 2 yards on three plays on the ensuing drive, and with just under five minutes to play, Jordan Willis broke through and blocked a Corey Bojorquez punt high in the air. Talanoa Hufanga picked up the loose ball and returned it 6 yards for a touchdown.

With the game tied at 10, the Packers went backwards on their next drive, resulting in a 57-yard Bojorquez punt. The 49ers started the ensuing drive at the Green Bay 39-yard line with 3:20 on the clock. Through a mix of run and pass, San Francisco traveled 44 yards in nine plays and Gould connected from 45 yards out to win the game as time expired.

<b>San Francisco</b> . . . . .	0	0	3	10	—	13
<b>Packers</b> . . . . .	7	0	0	3	—	10

- GB — Dillon 6 run (Crosby kick)
- SF — FG Gould 29
- GB — FG Crosby 33
- SF — Hufanga 6 blocked punt return (Gould kick)
- SF — FG Gould 45

## RUSHING

### Most Attempts, Career

163	Edgar Bennett (10 games)
146	Jim Taylor (7 games)
144	Dorsey Levens (14 games)

### Most Attempts, Game

31	Jim Taylor, at NYG, Dec. 30, 1962
27	Ryan Grant, vs. Sea., Jan. 12, 2008
	Jim Taylor, vs. CleB, Jan. 2, 1966
	Dorsey Levens, at SF, Jan. 11, 1998
	Dorsey Levens, at SF, Jan. 3, 1999

### Most Yards Rushing, Career

647	Dorsey Levens (14 games)
561	Edgar Bennett (10 games)
523	James Starks (10 games)

### Most Yards Rushing, Game

201	Ryan Grant, vs. Sea., Jan. 12, 2008 (27 att.)
156	Ahman Green, at Phi., Jan. 11, 2004 (25 att.)
123	James Starks, at Phi., Jan. 9, 2011 (23 att.)
116	Dorsey Levens, at SF, Jan. 3, 1999 (27 att.)
114	Dorsey Levens, at SF, Jan. 11, 1998 (27 att.)

### Longest Run From Scrimmage

71	James Lofton, at DalC, Jan. 16, 1983 (TD)
61	Eddie Lacy, at Ari., Jan. 16, 2016
60	Aaron Jones, vs. LARm, Jan. 16, 2021

### Most Games, 100 or More Yards Rushing, Career

3	Dorsey Levens (14 games)
1	Paul Hornung (5 games)
	Eddie Lacy (5 games)
	Ryan Grant (6 games)
	Edgar Bennett (7 games)
	Ahman Green (7 games)
	Jim Taylor (7 games)
	James Starks (10 games)

### Most Consec. Games, 100 or More Yards Rushing

2	Dorsey Levens (1997)
1	Seven times (last: Eddie Lacy, 2014)

### Most Rushing Touchdowns, Career

5	Edgar Bennett (10 games)
4	Aaron Jones (5 games)
	Dorsey Levens (14 games)
	John Kuhn (15 games)
3	Paul Hornung (5 games)
	Ryan Grant (6 games)
	Ahman Green (7 games)
	Aaron Rodgers (21 games)

### Most Rushing Touchdowns, Game

3	Ryan Grant, vs. Sea., Jan. 12, 2008
2	Elijah Pitts, vs. KC, Jan. 15, 1967
	Travis Williams, vs. LARm, Dec. 23, 1967
	Edgar Bennett, vs. SF, Jan. 4, 1997
	Ahman Green, vs. Sea., Jan. 4, 2004
	Ty Montgomery, at DalC, Jan. 15, 2017
	Aaron Jones, vs. Sea., Jan. 12, 2020

### Most Consecutive Games, Rushing for Touchdowns

3	Aaron Jones (2019-20)
2	Paul Hornung (1965)
	Edgar Bennett (1994-95)
	Edgar Bennett (1996)
	Dorsey Levens (1997)
	DuJuan Harris (2012)

## PASSING

### Most Passes Completed, Career

501	Aaron Rodgers (22 games)
438	Brett Favre (22 games)
130	Bart Starr (10 games)

### Most Passes Completed, Game

33	Aaron Rodgers, vs. TB., Jan. 24, 2021 (48 att.)
31	Aaron Rodgers, at Atl., Jan. 15, 2011 (36 att.)
	Aaron Rodgers, at SF, Jan. 19, 2020 (39 att.)
28	Brett Favre, at DalC, Jan. 16, 1994 (45 att.)
	Aaron Rodgers, at Ari., Jan. 10, 2010 (42 att.)
	Aaron Rodgers, at DalC, Jan. 15, 2017 (43 att.)

### Most Passes Attempted, Career

774	Aaron Rodgers (22 games)
721	Brett Favre (22 games)
213	Bart Starr (10 games)

### Most Passes Attempted, Game

48	Aaron Rodgers, vs. TB, Jan. 24, 2021 (33 comp.)
46	Aaron Rodgers, vs. NYG, Jan. 15, 2012 (26 comp.)
45	Brett Favre, at DalC, Jan. 16, 1994 (28 comp.)
	Aaron Rodgers, at Atl., Jan. 22, 2017 (27 comp.)
44	Brett Favre, at StLR, Jan. 20, 2002 (26 comp.)
	Aaron Rodgers, at Ari., Jan. 16, 2016 (24 comp.)
	Aaron Rodgers, at DalC, Jan. 15, 2017 (28 comp.)

### Most Yards Passing, Career

5,894	Aaron Rodgers (22 games)
5,311	Brett Favre (22 games)
1,753	Bart Starr (10 games)

### Most Yards Passing, Game

423	Aaron Rodgers, at Ari., Jan. 10, 2010
366	Aaron Rodgers, at Atl., Jan. 15, 2011
362	Aaron Rodgers, vs. NYG, Jan. 8, 2017
355	Aaron Rodgers, at DalC, Jan. 15, 2017
346	Aaron Rodgers, vs. TB, Jan. 24, 2021

### Most Games, 300 or More Yards Passing, Career

8	Aaron Rodgers (22 games)
3	Brett Favre (22 games)
1	Lynn Dickey (2 games)
	Bart Starr (10 games)

### Most Consecutive Games, 300 or More Yards Passing

2	Aaron Rodgers, 2016
---	---------------------

### Most Touchdown Passes, Career

45	Aaron Rodgers (22 games)
39	Brett Favre (22 games)
15	Bart Starr (10 games)

### Most Touchdown Passes, Game

4	Bart Starr, at DalC, Jan. 1, 1967
	Lynn Dickey, vs. StLC, Jan. 8, 1983
	Aaron Rodgers, at Ari., Jan. 10, 2010
	Aaron Rodgers, vs. NYG, Jan. 8, 2017
3	12 times (last: Aaron Rodgers, vs. TB, Jan. 24, 2021)

### Most Consecutive Games, Touchdown Pass

*18	Brett Favre (1995-98, 2001-04, 2007) (*NFL record now 20)
12	Aaron Rodgers (2010-16)
6	Bart Starr (1965-67)

### Most Passes Had Intercepted, Career

28	Brett Favre (22 games)
13	Aaron Rodgers (22 games)
4	Arnie Herber (3 games)
3	Irv Comp (1 game)
	Lynn Dickey (2 games)
	Bart Starr (10 games)

### Most Passes Had Intercepted, Game

**6	Brett Favre, at StLR, Jan. 20, 2002 (44 att.)
4	Brett Favre, vs. Min., Jan. 9, 2005 (33 att.)
3	Arnie Herber, vs. NYG, Dec. 10, 1939 (8 att.)
	Irv Comp, at NYG, Dec. 17, 1944 (10 att.)
	Lynn Dickey, at DalC, Jan. 8, 1983 (36 att.)

### Longest Pass Completion

90	Brett Favre to Donald Driver, vs. NYG, Jan. 20, 2008 (TD)
81	Brett Favre to Antonio Freeman, vs. NE, Jan. 26, 1997 (TD)
75	Aaron Rodgers to Aaron Jones, vs. SF, Jan. 22, 2022
73	Brett Favre to Robert Brooks, at DalC, Jan. 14, 1996 (TD)
66	Cecil Isbell to Wayland Becker, at NYG, Dec. 11, 1938
66	Brett Favre to Dorsey Levens, vs. Car., Jan. 12, 1997
65	Aaron Rodgers to Davante Adams, at SF, Jan. 19, 2020

### Highest Completion Percentage, Career (Min. 50 att.)

64.73%	Aaron Rodgers (501-774)
61.03%	Bart Starr (130-213)
61.02%	Lynn Dickey (36-59)

### Highest Completion Percentage, Game (Min. 20 att.)

86.11%	Aaron Rodgers, at Atl., Jan. 15, 2011 (31-36)
79.49%	Aaron Rodgers, at SF, Jan. 19, 2020 (31-39)
78.26%	Brett Favre, vs. Sea., Jan. 12, 2008 (18-23)
75.86%	Brett Favre, vs. SF, Jan. 13, 2002 (22-29)
75.00%	Brett Favre, at SF, Jan. 6, 1996 (21-28)

\* NFL record \*\* Shares NFL record

## RECEIVING

### Most Receptions, Career

72	Davante Adams (11 games)
54	Jordy Nelson (13 games)
50	Greg Jennings (10 games)
49	Donald Driver (15 games)
47	Randall Cobb (11 games)
	Antonio Freeman (14 games)

### Most Receptions, Game

9	Edgar Bennett, at DalC, Jan. 16, 1994 (53 yds.)
	Antonio Freeman, vs. Den., Jan. 25, 1998 (126 yds.)
	Jordy Nelson, vs. Pit., Feb. 6, 2011 (140 yds.)
	Davante Adams, at SF, Jan. 19, 2020 (138 yds.)
	Davante Adams, vs. LARm, Jan. 16, 2021 (66 yds.)
	Davante Adams, vs. TB, Jan. 24, 2021 (67 yds.)
	Aaron Jones, vs. SF, Jan. 22, 2022 (129 yds.)
	Davante Adams, vs. SF, Jan. 22, 2022 (90 yds.)
8	(10 times, last: Davante Adams vs. Sea, Jan. 12, 2020, 160 yds.)

### Most Consecutive Games, Reception

13	Dorsey Levens (1994-98, 2001)
12	Antonio Freeman (1995-98, 2001)
	Donald Driver (2002-04, 2007, 2009-11)
11	Robert Brooks (1993-95, 1997-98)
	Jordy Nelson (2010-14, 2016)
	Davante Adams (2014-16, 2019-21)
10	Greg Jennings (2007, 2009-12)
	James Jones (2009-13, 2015)

### Most Yards Receiving, Career

910	Davante Adams (11 games)
748	Antonio Freeman (14 games)
675	Donald Driver (15 games)

### Most Yards Receiving, Game

160	Davante Adams, vs. Sea., Jan. 12, 2020 (8 rec.)
159	Jermichael Finley, at Ari., Jan. 10, 2010 (6 rec.)
148	John Jefferson, vs. StLC, Jan. 8, 1983 (6 rec.)
145	Jeff Janis, at Ari., Jan. 16, 2016 (7 rec.)
141	Donald Driver, vs. NYG, Jan. 20, 2008 (5 rec.)

### Most Games, 100 or More Yards Receiving, Career

4	Davante Adams (11 games)
3	Greg Jennings (10 games)
	Robert Brooks (11 games)
	Antonio Freeman (14 games)
2	Sterling Sharpe (2 games)
	Javon Walker (4 games)
	Carroll Dale (8 games)
	Randall Cobb (12 games)

### Most Consecutive Games, 100 or More Yards Receiving

2	Sterling Sharpe (1993)
	Robert Brooks (1995)
	Antonio Freeman (1997)
	Javon Walker (2002-03)
	Greg Jennings (2010)
	Davante Adams (2019)

### Most Touchdown Receptions, Career

10	Antonio Freeman (14 games)
8	Davante Adams (11 games)
6	Greg Jennings (10 games)
5	Boyd Dowler (10 games)
	Randall Cobb (12 games)
	Jordy Nelson (13 games)

### Most Touchdown Receptions, Game

**3	Sterling Sharpe, at Det., Jan. 8, 1994
	Randall Cobb, vs. NYG, Jan. 8, 2017
2	Ron Kramer, at Phi., Dec. 26, 1960
	Max McGee, vs. KC, Jan. 15, 1967
	Boyd Dowler, vs. DalC, Dec. 31, 1967
	John Jefferson, vs. StLC, Jan. 8, 1983
	Robert Brooks, at DalC, Jan. 14, 1996
	Antonio Freeman, vs. Den., Jan. 25, 1998
	Antonio Freeman, at SF, Jan. 3, 1999
	Antonio Freeman, at StLR, Jan. 20, 2002
	Robert Ferguson, at Phi., Jan. 11, 2004
	Greg Jennings, vs. Sea., Jan. 12, 2008
	Greg Jennings, vs. Pit., Feb. 6, 2011
	Jeff Janis, at Ari., Jan. 16, 2016
	Davante Adams, vs. Sea., Jan. 12, 2020

### Most Consecutive Games, Touchdown Reception

5	Antonio Freeman (1997-98, 2001)
3	James Jones (2009-10)
2	Carroll Dale (1965-66)
	Max McGee (1966)
	Boyd Dowler (1967)
	James Lofton (1982)
	Sterling Sharpe (1993)
	Mark Chmura (1995)
	Keith Jackson (1995)
	Antonio Freeman (1996)
	John Kuhn (2011-12)
	Randall Cobb (2014-15)
	Jared Cook (2016)
	Davante Adams (2020)

## INTERCEPTIONS BY

### Most Interceptions By, Career

5	Sam Shields (10 games)
4	Joe Laws (4 games)
	Eugene Robinson (6 games)
	Craig Newsome (7 games)
	Herb Adderley (9 games)
	Tramon Williams (15 games)
3	Ha Ha Clinton-Dix (7 games)
	Tyrone Williams (10 games)
	Mike Prior (14 games)

### Most Interceptions By, Game

3	Joe Laws, at NYG, Dec. 17, 1944
2	Charley Brock, vs. NYG, Dec. 10, 1939
	Eugene Robinson, vs. SF, Jan. 4, 1997
	Tramon Williams, at Atl., Jan. 15, 2011
	Sam Shields, at ChiB, Jan. 23, 2011
	Ha Ha Clinton-Dix, at Sea., Jan. 18, 2015
	Jaire Alexander, vs. TB, Jan. 24, 2021

### Most Consecutive Games, Interception

3	Craig Newsome (1996)
2	Herb Adderley (1967)
	Terrell Buckley (1993)
	Eugene Robinson (1997)
	Tramon Williams (2010)
	Sam Shields (2012)
	Damarious Randall (2015-16)

### Longest Interception Return

*101	George Teague, at Det., Jan. 8, 1994 (TD)
78	Damarious Randall, vs. NYG, Jan. 8, 2017
70	Tramon Williams, at Atl., Jan. 15, 2011 (TD)
60	Herb Adderley, vs. Oak., Jan. 14, 1968 (TD)
58	Eugene Robinson, at SF, Jan. 11, 1998

## SCORING

### Most Points, Career

163	Mason Crosby (31 FG, 70 PAT) (23 games)
73	Chris Jacke (15 FG, 28 PAT) (10 games)
72	Antonio Freeman (12 TD) (14 games)

### Most Points, Game

19	Paul Hornung, vs. NYG, Dec. 31, 1961
	(1 TD, 3 FG, 4 PAT)
18	Sterling Sharpe, at Det., Jan. 8, 1994 (3 TD)
	Ryan Grant, vs. Sea., Jan. 12, 2008 (3 TD)
	Randall Cobb, vs. NYG, Jan. 8, 2017 (3 TD)
16	Mason Crosby, vs. Sea., Jan. 18, 2015 (5 FG, 1 PAT)

\* NFL record \*\* Shares NFL record





**Most Consecutive Games Scoring**

23	Mason Crosby (2007, 2009-16, 2019-21)
10	Chris Jacke (1993-96)
	Ryan Longwell (1997-98, 2001-04)
7	Don Chandler (1965-67)

**Most Touchdowns, Career**

12	Antonio Freeman (14 games)
8	Davante Adams (11 games)
7	John Kuhn (15 games)
6	Greg Jennings (10 games)
	Dorsey Levens (14 games)

**Most Touchdowns, Game**

3	Sterling Sharpe, at Det., Jan. 8, 1994
	Ryan Grant, vs. Sea., Jan. 12, 2008
	Randall Cobb, vs. NYG, Jan. 8, 2017

**Most Consecutive Games Scoring Touchdown**

5	Antonio Freeman (1997-98, 2001)
3	Antonio Freeman (1996)
	Aaron Jones (2019-20)
2	18 times (last: Davante Adams, 2020)

**Most Field Goals Attempted, Career**

35	Mason Crosby (23 games)
22	Chris Jacke (10 games)
21	Ryan Longwell (10 games)

**Most Field Goals Attempted, Game**

5	Jerry Kramer, at NYG, Dec. 30, 1962
	Mason Crosby, at Sea., Jan. 18, 2015
4	Don Chandler, vs. Oak., Jan. 14, 1968
	Chris Jacke, vs. Det., Dec. 31, 1994
	Chris Jacke, vs. Car., Jan. 12, 1997
	Ryan Longwell, at SF, Jan. 11, 1998
3	Nine times (last: Ryan Longwell, vs. Sea., Jan. 4, 2004)

**Most Field Goals, Career**

31	Mason Crosby (23 games)
15	Chris Jacke (10 games)
	Ryan Longwell (10 games)
9	Don Chandler (7 games)

**Most Field Goals, Game**

**5	Mason Crosby, at Sea., Jan. 18, 2015
##4	Don Chandler, vs. Oak., Jan. 14, 1968
3	Paul Hornung, vs. NYG, Dec. 31, 1961
	Jerry Kramer, at NYG, Dec. 30, 1962
	Don Chandler, vs. CleB, Jan. 2, 1966
	Chris Jacke, vs. Det., Dec. 31, 1994
	Chris Jacke, vs. Car., Jan. 12, 1997
	Ryan Longwell, at SF, Jan. 11, 1998

**Most Consecutive Field Goals**

*23	Mason Crosby (2010-16)
5	Don Chandler (1965)
	Chris Jacke (1996)
4	Don Chandler (1967)
	Jan Stenerud (1982)
	Chris Jacke (1994)
	Chris Jacke (1995)
	Ryan Longwell (1997-98)
	Ryan Longwell (1998-2001)
	Mason Crosby (2020)

**Longest Field Goal**

56	Mason Crosby, at DalC, Jan. 15, 2017
51	Chris Jacke, vs. Det., Dec. 31, 1994
	Mason Crosby, at DalC, Jan. 15, 2017
50	Chris Jacke, at DalC, Jan. 8, 1995
48	Mason Crosby, at Sea., Jan. 18, 2015
	Mason Crosby, at Sea., Jan. 18, 2015

**Most (One-Point) Points After Touchdown, Career**

70	Mason Crosby (23 games)
28	Chris Jacke (10 games)
22	Don Chandler (7 games)

**Most (One-Point) Points After Touchdown, Game**

6	Mason Crosby, vs. Sea., Jan. 12, 2008
	Mason Crosby, at Ari., Jan. 10, 2010
	Mason Crosby, at Atl., Jan. 15, 2011
5	Don Chandler, vs. KC, Jan. 15, 1967
	Jan Stenerud, vs. StLC, Jan. 8, 1983
	Chris Jacke, vs. SF, Jan. 4, 1997
	Mason Crosby, vs. NYG, Jan. 8, 2017
4	Paul Hornung, vs. NYG, Dec. 31, 1961
	Don Chandler, at DalC, Jan. 1, 1967
	Don Chandler, vs. LARm, Dec. 23, 1967
	Chris Jacke, at Det., Jan. 8, 1994
	Chris Jacke, vs. Atl., Dec. 31, 1995
	Mason Crosby, vs. Pit., Feb. 6, 2011
	Mason Crosby, at SF, Jan. 12, 2013
	Mason Crosby, at DalC, Jan. 15, 2017
	Mason Crosby, vs. Sea., Jan. 12, 2020

**Safeties**

None

**KICKOFF RETURNS****Most Kickoff Returns, Career**

20	Antonio Freeman (14 games)
12	Randall Cobb (12 games)
11	Corey Harris (4 games)

**Most Kickoff Returns, Game**

7	Del Rodgers, at DalC, Jan. 16, 1983 (148 yds.)
	Antonio Freeman, at DalC, Jan. 14, 1996 (148 yds.)
	Roell Preston, at SF, Jan. 3, 1999 (194 yds.)
6	Antonio Freeman, vs. Den., Jan. 25, 1998 (104 yds.)
5	Corey Harris, at DalC, Jan. 8, 1995 (132 yds.)
	Tramon Williams, vs. Sea., Jan. 12, 2008 (111 yds.)

**Most Kickoff Return Yards, Career**

413	Antonio Freeman (14 games)
277	Desmond Howard (3 games)
253	Corey Harris (4 games)

**Most Kickoff Return Yards, Game**

194	Roell Preston, at SF, Jan. 3, 1999 (7 ret.)
154	Desmond Howard, vs. NE, Jan. 26, 1997 (4 ret.)
148	Antonio Freeman, at DalC, Jan. 14, 1996 (7 ret.)

**Highest Average, Career (Min. 10 returns)**

23.0	Corey Harris (11-253) (4 games)
20.8	Najeh Davenport (10-208) (3 games)
20.7	Antonio Freeman (20-413) (14 games)

**Highest Average, Game (Min. 3 returns)**

38.5	Desmond Howard, vs. NE, Jan. 26, 1997 (4-154)
29.7	Corey Harris, at Det., Jan. 8, 1994 (3-89)
27.7	Roell Preston, at SF, Jan. 3, 1999 (7-194)

**Longest Kickoff Return**

99	Desmond Howard, vs. NE, Jan. 26, 1997 (TD)
51	Corey Harris, at DalC, Jan. 8, 1995
49	Desmond Howard, vs. Car., Jan. 12, 1997
	Tramon Williams, vs. NYG, Jan. 20, 2008

**PUNTING****Most Punts, Game**

8	Donny Anderson, at DalC, Dec. 31, 1967
	Ron Widby, at Was., Dec. 24, 1972
	Tim Masthay, at ChiB, Jan. 23, 2011
	Tim Masthay, vs. Min., Jan. 5, 2013
7	Clarke Hinkle, vs. BosR, Dec. 13, 1936
	Craig Hentrich, vs. NE, Jan. 26, 1997
	Josh Bidwell, at Phi., Jan. 11, 2004
6	Six times (last: Jacob Schum, vs. NYG, Jan. 8, 2017)

**Highest Gross Punting Average, Game (Min. 4 punts)**

47.0	Tim Masthay, at SF, Jan. 12, 2013 (4-188)
	Corey Bojorquez, vs. SF, Jan. 22, 2022 (5-235)
45.3	Tim Masthay, at Was., Jan. 10, 2016 (4-181)

**Longest Punt**

66	Jacob Schum, at DalC, Jan. 15, 2017
65	Tim Masthay, at ChiB, Jan. 23, 2011
64	Boyd Dowler, vs. NYG, Dec. 31, 1961

**PUNT RETURNS****Most Punt Returns, Career**

19	Willie Wood (10 games)
14	Robert Brooks (11 games)
11	Micah Hyde (8 games)
10	Antonio Chatman (3 games)
	Antonio Freeman (14 games)

**Most Punt Returns, Game**

##6	Desmond Howard, vs. NE, Jan. 26, 1997 (90 yds.)
	Antonio Chatman, at Phi., Jan. 11, 2004 (27 yds.)
5	Willie Wood, vs. Oak., Jan. 14, 1968 (85 yds.)
	Micah Hyde, vs. NYG, Jan. 8, 2017 (50 yds.)
4	Irv Comp, at NYG, Dec. 17, 1944 (55 yds.)
	Willie Wood, vs. DalC, Dec. 31, 1967 (21 yds.)
	Antonio Freeman, at DalC, Jan. 14, 1996 (54 yds.)
	Randall Cobb, vs. Min., Jan. 5, 2013 (17 yds.)

\* NFL record \*\* Shares NFL record

## Shares Super Bowl record

**Most Punt Return Yards, Career**

214	Robert Brooks (11 games)
210	Desmond Howard (3 games)
143	Antonio Freeman (14 games)

**Most Punt Return Yards, Game**

117	Desmond Howard, vs. SF, Jan. 4, 1997 (2 ret.)
#90	Desmond Howard, vs. NE, Jan. 26, 1997 (6 ret.)
72	Antonio Freeman, vs. Atl., Dec. 31, 1995 (3 ret.)

**Highest Punt Return Average, Career (Min. 9 returns)**

23.3	Desmond Howard (9-210) (3 games)
15.3	Robert Brooks (14-214) (11 games)
14.3	Antonio Freeman (10-143) (14 games)

**Highest Punt Return Average, Game (Min. 3 returns)**

24.0	Antonio Freeman, vs. Atl., Dec. 31, 1995 (3-72)
15.7	Robert Brooks, vs. TB, Jan. 4, 1998 (3-47)
15.0	Desmond Howard, vs. NE, Jan. 26, 1997 (6-90)

**Longest Punt Return**

76	Antonio Freeman, vs. Atl., Dec. 31, 1995 (TD)
71	Desmond Howard, vs. SF, Jan. 4, 1997 (TD)
46	Desmond Howard, vs. SF, Jan. 4, 1997

**MISCELLANEOUS****Most Sacks, Career (Since 1982)**

11	Clay Matthews (15 games)
8	Reggie White (14 games)
7	Nick Perry (8 games)
4.5	Julius Peppers (7 games)
	Kenny Clark (8 games)

**Most Sacks, Game (Since 1982)**

#3	Reggie White, vs. NE, Jan. 26, 1997
2.5	Nick Perry, at Was., Jan. 10, 2016
2	Mike Butler, vs. StL.C, Jan. 8, 1983
	Reggie White, at Det., Jan. 8, 1994
	Bryce Paup, vs. Det., Dec. 31, 1994
	Sean Jones, vs. Atl., Dec. 31, 1995
	Keith McKenzie, at SF, Jan. 11, 1998
	Aaron Kampman, at Phi., Jan. 11, 2004
	Clay Matthews, at Atl., Jan. 15, 2011
	Clay Matthews, vs. Min., Jan. 5, 2013
	Morgan Burnett, at Sea., Jan. 18, 2015
	Mike Neal, at Was., Jan. 10, 2016
	Preston Smith, vs. Sea., Jan. 12, 2020
	Za'Darius Smith, vs. Sea., Jan. 12, 2020
	Rashan Gary, vs. SF, Jan. 22, 2022

**Blocked Kicks, Game**

2	Lon Evans, vs. BosR, Dec. 13, 1936 (FG, punt)
	Gary Lewis, vs. StL.C, Jan. 8, 1983 (PAT, FG)
1	Ernie Smith, vs. BosR, Dec. 13, 1936 (punt)
	Lee McLaughlin, at ChiB, Dec. 14, 1941 (PAT)
	Henry Jordan, vs. CleB, Jan. 2, 1966 (FG)
	Dave Robinson, vs. LARm, Dec. 23, 1967 (FG)
	Bernardo Harris, at DalC, Jan. 14, 1996 (punt)
	Bob Kuberski, vs. TB, Jan. 4, 1998 (FG)
	Cletidus Hunt, vs. SF, Jan. 13, 2002 (FG)
	Brad Jones, vs. NYG, Jan. 15, 2012 (FG)
	Datone Jones, vs. DalC, Jan. 11, 2015 (FG)

**GAMES**

23	Mason Crosby (2007, 2009-16, 2019-21)
	Brett Favre (1993-98, 2001-04, 2007)
	Aaron Rodgers (2007, 2009-16, 2019-21)
16	William Henderson (1995-98, 2001-04)
	T.J. Lang (2009-16)
15	Gilbert Brown (1993, 1995-98, 2001-03)
	Earl Dotson (1993, 1995-98, 2001-02)
	Donald Driver (2001-04, 2007, 2009-12)
	John Kuhn (2007, 2009-15)
	Clay Matthews (2009-16)
	Tramon Williams (2007, 2009-14, 2019)

**MOST POSTSEASON MEETINGS, OVERALL**

No. Teams	Seasons
9	Dal. Cowboys vs. L.A. Rams 1973, 1975-76, 1978-80, 1983, 1985, 2018
9	Dal. Cowboys vs. San Fran. 1970-72, 1981, 1992-94, 2021-22
9	Green Bay vs. San Fran. 1995-98, 2001, 2012-13, 2019, 2021
8	Chi. Bears vs. N.Y. Giants 1933-34, 1941, 1946, 1956, 1963, 1985, 1990
8	Denver vs. Pittsburgh 1977-78, 1984, 1989, 1997, 2005, 2011, 2015
8	Green Bay vs. Dal. Cowboys 1966-67, 1982, 1993-95, 2014, 2016

**TEAM RECORDS***all single-game records***NET YARDS GAINED****Most Yards Gained, Game**

493	at Arizona, Jan. 10, 2010 (89 ru., 404 pa.)
484	vs. Los Angeles Rams, Jan. 16, 2021 (188 ru., 296 pa.)
479	vs. Carolina, Jan. 12, 1997 (201 ru., 278 pa.)
466	at Dallas Cowboys, Jan. 16, 1983 (158 ru., 308 pa.)
442	at Atlanta, Jan. 15, 2011 (96 ru., 346 pa.)

**Fewest Yards Gained, Game**

195	vs. Dallas Cowboys, Dec. 31, 1967 (80 ru., 115 pa.)
210	vs. San Francisco, Jan. 4, 1997 (139 ru., 71 pa.)
211	at Washington, Dec. 24, 1972 (78 ru., 133 pa.)

*Butler***FIRST DOWNS****Most First Downs, Game**

32	at Arizona, Jan. 10, 2010
28	at Atlanta, Jan. 15, 2011
	vs. Los Angeles Rams, Jan. 16, 2021
27	at Dallas Cowboys, Jan. 15, 2017
25	vs. Seattle, Jan. 12, 2008
	vs. New York Giants, Jan. 15, 2012

**Fewest First Downs, Game**

7	vs. Boston Redskins at New York, Dec. 13, 1936
10	vs. New York Giants, Dec. 10, 1939
	at Washington, Dec. 24, 1972
11	at New York Giants, Dec. 17, 1944

**RUSHING****Most Yards Gained Rushing, Game**

235	vs. Seattle, Jan. 12, 2008 (35 att.)
223	at Philadelphia, Dec. 26, 1960 (42 att.)
210	at Philadelphia, Jan. 11, 2004 (37 att.)
204	vs. Cleveland Browns, Jan. 2, 1966 (47 att.)
201	vs. Carolina, Jan. 12, 1997 (45 att.)

**Fewest Yards Gained Rushing, Game**

28	vs. New York Giants, Jan. 20, 2008 (14 att.)
31	at Dallas Cowboys, Jan. 16, 1994 (13 att.)
33	at Chicago Bears, Dec. 14, 1941 (33 att.)

# Super Bowl record ## Shares Super Bowl record

**Most Rushing Attempts, Game**

51	vs. New York Giants, Dec. 10, 1939 (131 yds.)
48	at New York Giants, Dec. 17, 1944 (162 yds.)
47	vs. Cleveland Browns, Jan. 2, 1966 (204 yds.)

**Fewest Rushing Attempts, Game**

12	at Dallas Cowboys, Jan. 14, 1996 (48 yds.)
13	at Dallas Cowboys, Jan. 16, 1994 (31 yds.)
	vs. Pittsburgh, Feb. 6, 2011 (50 yds.)

**PASSING****Most Passes Attempted, Game**

48	vs. Tampa Bay, Jan. 24, 2021 (33 comp.)
46	at Dallas Cowboys, Jan. 8, 1995 (21 comp.)
	vs. New York Giants, Jan. 15, 2012 (26 comp.)
45	at Dallas Cowboys, Jan. 16, 1994 (28 comp.)
	at Atlanta, Jan. 22, 2017 (27 comp.)

**Fewest Passes Attempted, Game**

10	vs. New York Giants, Dec. 10, 1939
11	at New York Giants, Dec. 17, 1944
15	vs. San Francisco, Jan. 4, 1997

**Most Passes Completed, Game**

33	vs. Tampa Bay, Jan. 24, 2021 (48 att.)
31	at Atlanta, Jan. 15, 2011 (36 att.)
	at San Francisco, Jan. 19, 2020 (39 att.)
28	at Dallas Cowboys, Jan. 16, 1994 (45 att.)
	at Arizona, Jan. 10, 2010 (42 att.)
	at Dallas Cowboys, Jan. 15, 2017 (43 att.)

**Fewest Passes Completed, Game**

3	at New York Giants, Dec. 17, 1944
7	vs. New York Giants, Dec. 10, 1939
8	at New York Giants, Dec. 11, 1938

**Most Net Yards Gained, Passing, Game**

404	at Arizona, Jan. 10, 2010 (42-28-1, 4 TD)
346	at Atlanta, Jan. 15, 2011 (36-31-0, 3 TD)
331	vs. New York Giants, Jan. 8, 2017 (40-25-0, 4 TD)

**Fewest Net Yards Gained, Passing, Game**

71	vs. San Francisco, Jan. 4, 1997
73	at New York Giants, Dec. 17, 1944
96	at New York Giants, Dec. 30, 1962

**Most Touchdowns, Passing, Game**

4	at Dallas Cowboys, Jan. 1, 1967
	vs. St. Louis Cardinals, Jan. 8, 1983
	at Arizona, Jan. 10, 2010
	vs. New York Giants, Jan. 8, 2017
3	12 times (last: vs. Tampa Bay, Jan. 24, 2021)

**Most Passes Had Intercepted, Game**

6	at St. Louis Rams, Jan. 20, 2002
4	vs. Minnesota, Jan. 9, 2005
3	vs. New York Giants, Dec. 10, 1939
	at New York Giants, Dec. 17, 1944
	at Dallas Cowboys, Jan. 8, 1983

**SCORING****Most Points, Game**

48	at Atlanta, Jan. 15, 2011 (48-21)
45	at Arizona, Jan. 10, 2010 (45-51)
42	vs. Seattle, Jan. 12, 2008 (42-20)
41	vs. St. Louis Cardinals, Jan. 8, 1983 (41-16)
38	vs. New York Giants, Jan. 8, 2017 (38-13)

**Fewest Points, Game**

3	at Washington, Dec. 24, 1972 (16-3)
7	vs. Atlanta, Jan. 4, 2003 (27-7)
9	at Dallas Cowboys, Jan. 8, 1995 (35-9)

**CONSECUTIVE POSTSEASON WINS, VS. ONE TEAM**

Wins	Teams	Seasons
5	*Pittsburgh over Bal./Ind. Colts	1975-76, 1995-96, 2005
4	<b>Dal. Cowboys over Green Bay</b>	<b>1982, 1993-95</b>
4	<b>Green Bay over N.Y. Giants</b>	<b>1939, 1944, 1961-62</b>
4	Indianapolis over Kansas City	1995, 2003, 2006, 2013
4	Minnesota over L.A. Rams	1969, 1974, 1976-77
*4	Oakland over Hou. Oilers/Ten. Titans	1967-68, 1980, 2002
*4	Philadelphia over Minnesota	1980, 2004, 2008, 2017
4	<b>*San Francisco over Green Bay</b>	<b>2012-13, 2019, 2021</b>
4	*San Francisco over Minnesota	1988-89, 1997, 2019
3	Buffalo over Miami	1990, 1992, 1995
3	*Cincinnati over Buffalo	1981, 1986, 2022
3	Dal. Cowboys over San Francisco	1970-72
3	Dal. Cowboys over Minnesota	1975, 1977, 1996
3	*Dal. Cowboys over Philadelphia	1992, 1995, 2009
3	*Dal. Cowboys over Tampa Bay	1981-82, 2022
3	*Denver over Cle. Browns	1986-87, 1989
3	<b>Green Bay over San Francisco</b>	<b>1995-97</b>
3	Hou. Oilers over L.A./S.D. Chargers	1960-61, 1979

**Largest Margin of Victory**

37	vs. New York Giants, Dec. 31, 1961 (37-0)
27	vs. New York Giants, Dec. 10, 1939 (27-0)
	at Atlanta, Jan. 15, 2011 (48-21)
25	vs. Kansas City, Jan. 15, 1967 (35-10)
	vs. St. Louis Cardinals, Jan. 8, 1983 (41-16)
	vs. New York Giants, Jan. 8, 2017 (38-13)

**Most Overall Touchdowns, Game**

6	vs. Seattle, Jan. 12, 2008
	at Arizona, Jan. 10, 2010
	at Atlanta, Jan. 15, 2011
5	at Dallas Cowboys, Jan. 1, 1967
	vs. Kansas City, Jan. 15, 1967
	vs. St. Louis Cardinals, Jan. 8, 1983
	vs. Atlanta, Dec. 31, 1995
	vs. San Francisco, Jan. 4, 1997
	vs. New York Giants, Jan. 8, 2017
4	11 times (last: vs. Los Angeles Rams, Jan. 16, 2021)

**Most Field Goals, Game**

**5	at Seattle, Jan. 18, 2015
##4	vs. Oakland, Jan. 14, 1968
3	vs. New York Giants, Dec. 31, 1961
	at New York Giants, Dec. 30, 1962
	vs. Detroit, Dec. 31, 1994
	vs. Carolina, Jan. 12, 1997
	at San Francisco, Jan. 11, 1998

**Most (One-Point) Points After Touchdown, Game**

6	vs. Seattle, Jan. 12, 2008
	at Arizona, Jan. 10, 2010
	at Atlanta, Jan. 15, 2011
5	vs. Kansas City, Jan. 15, 1967
	vs. St. Louis Cardinals, Jan. 8, 1983
	vs. San Francisco, Jan. 4, 1997
	vs. New York Giants, Jan. 8, 2017
4	Nine times (last: vs. Seattle, Jan. 12, 2020)

**Most Safeties**

No individual safeties (one team safety, 1994)

**PUNTING****Most Punts, Game**

10	at New York Giants, Dec. 17, 1944
8	vs. Boston Redskins at New York, Dec. 13, 1936
	vs. Dallas Cowboys, Dec. 31, 1967
	at Washington, Dec. 24, 1972
	at Chicago Bears, Jan. 23, 2011
	vs. Minnesota, Jan. 5, 2013

**Fewest Punts, Game**

**0	at Atlanta, Jan. 15, 2011
1	vs. St. Louis Cardinals, Jan. 8, 1983
	vs. Atlanta, Jan. 4, 2003
	at Arizona, Jan. 10, 2010
2	vs. Carolina, Jan. 12, 1997
	at San Francisco, Jan. 3, 1999
	vs. New York Giants, Jan. 15, 2012
	vs. Dallas Cowboys, Jan. 11, 2015
	at Atlanta, Jan. 22, 2017

**Highest Gross Average, Game (Min. 4 punts)**

47.0	at San Francisco, Jan. 12, 2013 (4-188)
45.3	at Washington, Jan. 10, 2016 (4-181)
45.2	at Philadelphia, Dec. 26, 1960 (5-226)

\*\* Shares NFL record    ## Shares Super Bowl record

## PUNT RETURNS

### Most Punt Returns, Game

*8	at New York Giants, Dec. 17, 1944
6	vs. Baltimore Colts, Dec. 26, 1965
##6	vs. New England, Jan. 26, 1997
6	at Philadelphia, Jan. 11, 2004
5	vs. Boston Redskins at New York, Dec. 13, 1936 at Chicago Bears, Dec. 14, 1941 at Philadelphia, Dec. 26, 1960 vs. Dallas Cowboys, Dec. 31, 1967 vs. Oakland, Jan. 14, 1968 vs. New York Giants, Jan. 8, 2017

### Most Yards, Punt Returns, Game

117	vs. San Francisco, Jan. 4, 1997 (3 returns)
98	at New York Giants, Dec. 17, 1944 (8 returns)
##90	vs. New England, Jan. 26, 1997 (6 returns)

## KICKOFF RETURNS

### Most Kickoff Returns, Game

7	at Dallas Cowboys, Jan. 16, 1983 at Dallas Cowboys, Jan. 14, 1996 at San Francisco, Jan. 3, 1999 at St. Louis Rams, Jan. 20, 2002
6	at Dallas Cowboys, Jan. 1, 1967 at Dallas Cowboys, Jan. 16, 1994 at Dallas Cowboys, Jan. 8, 1995 vs. Denver, Jan. 25, 1998 vs. Seattle, Jan. 4, 2004 at Arizona, Jan. 10, 2010

### Most Yards, Kickoff Returns, Game

194	at San Francisco, Jan. 3, 1999 (7 returns)
154	vs. New England, Jan. 26, 1997 (4 returns)
148	at Dallas Cowboys, Jan. 16, 1983 (7 returns) at Dallas Cowboys, Jan. 14, 1996 (7 returns)

## PENALTIES

### Most Penalties, Game

11	at Dallas Cowboys, Jan. 14, 1996
10	vs. Dallas Cowboys, Jan. 11, 2015
9	at San Francisco, Jan. 11, 1998 vs. Denver, Jan. 25, 1998

### Fewest Penalties, Game

1	vs. Oakland, Jan. 14, 1968 vs. San Francisco, Jan. 4, 1997
2	at New York Giants, Dec. 11, 1938 vs. Cleveland Browns, Jan. 2, 1966 at Dallas Cowboys, Jan. 1, 1967 vs. Dallas Cowboys, Dec. 31, 1967 at Philadelphia, Jan. 9, 2011 vs. Minnesota, Jan. 5, 2013 vs. New York Giants, Jan. 8, 2017

## DEFENSIVE RECORDS

### TOTAL YARDS ALLOWED

#### Fewest Net Yards Allowed, Game

116	vs. Boston Redskins at New York, Dec. 13, 1936
130	vs. New York Giants, Dec. 31, 1961
161	vs. Cleveland Browns, Jan. 2, 1966

#### Most Net Yards Allowed, Game

579	at San Francisco, Jan. 12, 2013
531	at Arizona, Jan. 10, 2010
493	at Atlanta, Jan. 22, 2017

## FIRST DOWNS

### Fewest First Downs Allowed, Game

*6	vs. New York Giants, Dec. 31, 1961
8	vs. Bos. Redskins at New York, Dec. 13, 1936 vs. Cleveland Browns, Jan. 2, 1966
9	vs. New York Giants, Dec. 10, 1939 vs. Baltimore Colts, Dec. 26, 1965 vs. Detroit, Dec. 31, 1994

### Most First Downs Allowed, Game

30	at Arizona, Jan. 10, 2010 at Atlanta, Jan. 22, 2017
29	at San Francisco, Jan. 12, 2013
28	vs. St. Louis Cardinals, Jan. 8, 1983

## RUSHING

### Fewest Yards Allowed, Rushing, Game

* -4	vs. Detroit, Dec. 31, 1994 (15 att.)
21	vs. Atlanta, Dec. 31, 1995 (10 att.)
28	vs. Seattle, Jan. 12, 2008 (18 att.)
31	vs. New York Giants, Dec. 31, 1961 (14 att.)

### Most Yards Allowed, Rushing, Game

323	at San Francisco, Jan. 12, 2013 (43 att.)
285	at San Francisco, Jan. 19, 2020 (42 att.)
277	at Chicago Bears, Dec. 14, 1941 (48 att.)

## PASSING

### Fewest Opponent Passes Attempted, Game

8	at San Francisco, Jan. 19, 2020
12	at Chicago Bears, Dec. 14, 1941 vs. Baltimore Colts, Dec. 26, 1965

### Most Opponent Passes Attempted, Game

65	at San Francisco, Jan. 6, 1996 (32 comp.)
54	vs. Atlanta, Dec. 31, 1995 (30 comp.)
51	vs. St. Louis Cardinals, Jan. 8, 1983 (32 comp.)

### Fewest Opponent Passes Completed, Game

5	at Chicago Bears, Dec. 14, 1941 vs. Baltimore Colts, Dec. 26, 1965
6	at San Francisco, Jan. 19, 2020
7	vs. Boston Redskins at New York, Dec. 13, 1936 at Washington, Dec. 24, 1972

### Most Opponent Passes Completed, Game

32	vs. St. Louis Cardinals, Jan. 8, 1983 (51 att.) at San Francisco, Jan. 6, 1996 (65 att.)
30	vs. Atlanta, Dec. 31, 1995 (54 att.)
29	at Arizona, Jan. 10, 2010 (33 att.) at Washington, Jan. 10, 2016 (46 att.)

### Fewest Opponent Net Yards, Passing, Game

32	vs. Baltimore Colts, Dec. 26, 1965
48	at Chicago Bears, Dec. 14, 1941
69	at San Francisco, Jan. 19, 2020

### Most Opponent Net Yards, Passing, Game

392	at Atlanta, Jan. 22, 2017
375	at Arizona, Jan. 10, 2010
347	vs. St. Louis Cardinals, Jan. 8, 1983

### Most Opponent Touchdown Passes, Game

5	at Arizona, Jan. 10, 2010
4	vs. Minnesota, Jan. 9, 2005 at Atlanta, Jan. 22, 2017
3	at Dallas Cowboys, Jan. 16, 1994 at San Francisco, Jan. 3, 1999 vs. New York Giants, Jan. 15, 2012 at Arizona, Jan. 16, 2016 at Dallas Cowboys, Jan. 15, 2017 vs. Tampa Bay, Jan. 16, 2021

\* NFL record

# Super Bowl record ## Shares Super Bowl record

## BEST POSTSEASON RECORDS VS. ONE TEAM (MINIMUM FOUR GAMES)

Team	Opponent	W	L	Pct	Last Meeting	Team	Opponent	W	L	Pct	Last Meeting
Pit.	BalC/Ind.	5	0	1.000	2005 AFC Divisional	GB	Sea.	3	1	.750	2019 NFC Divisional
Oak.	HouO/TenT	4	0	1.000	2002 AFC Championship	HouO/TenT	SD	3	1	.750	2007 AFC Wild Card
Phi.	Min.	4	0	1.000	2017 AFC Championship	KC	TenT/HouO	3	1	.750	2019 AFC Championship
SF	Min.	4	1	.800	2019 AFC Divisional	Oak.	Mia.	3	1	.750	2000 AFC Divisional
Buf.	Mia.	4	1	.800	2022 AFC Wild Card	NE	Pit.	3	1	.750	2004 AFC Championship
Den.	NE	4	1	.800	2015 AFC Championship	NE	SD/LAC	3	1	.750	2018 AFC Divisional
Ind.	KC	4	1	.800	2018 AFC Divisional	NO	Phi.	3	1	.750	2018 NFC Divisional
Min.	NO	4	1	.800	2019 AFC Wild Card	NYG	Min	3	1	.750	2022 AFC Wild Card
NE	Ind.	4	1	.800	2014 AFC Championship	Phi.	Atl.	3	1	.750	2017 AFC Divisional
NE	Jax.	4	1	.800	2017 AFC Championship	Phi	ChiB.	3	1	.750	2018 AFC Wild Card
NE	Pit.	4	1	.800	2016 AFC Championship	Pit.	BaIR	3	1	.750	2014 AFC Wild Card
DalC	Phi.	3	1	.750	2009 AFC Wild Card	Pit.	HouO/TenT	3	1	.750	2002 AFC Divisional
Det.	CleB	3	1	.750	1957 NFL Championship	SF	Was.	3	1	.750	1992 AFC Divisional



## Most Opponent Passes Intercepted

- 6 vs. New York Giants, Dec. 10, 1939
- 4 at New York Giants, Dec. 17, 1944  
vs. New York Giants, Dec. 31, 1961  
vs. New England, Jan. 26, 1997  
at Seattle, Jan. 18, 2015
- 3 vs. San Francisco, Jan. 4, 1997  
at Chicago Bears, Jan. 23, 2011  
vs. Tampa Bay, Jan. 24, 2021

## SCORING

### Most Points Allowed, Game

- 51 at Arizona, Jan. 10, 2010 (51-45)
- 45 at St. Louis Rams, Jan. 20, 2002 (45-17)  
at San Francisco, Jan. 12, 2013 (45-31)
- 44 at Atlanta, Jan. 22, 2017 (44-21)

### Fewest Points Allowed, Game

- \*\*0 vs. New York Giants, Dec. 10, 1939  
vs. New York Giants, Dec. 31, 1961
- 6 vs. Boston Redskins at New York, Dec. 13, 1936
- 7 at New York Giants, Dec. 17, 1944  
at New York Giants, Dec. 30, 1962  
vs. Los Angeles Rams, Dec. 23, 1967  
vs. Tampa Bay, Jan. 4, 1998

### Opponent Largest Margin of Victory

- 28 at St. Louis Rams, Jan. 20, 2002 (45-17)
- 26 at Dallas Cowboys, Jan. 8, 1995 (35-9)
- 23 at Atlanta, Jan. 22, 2017 (44-21)

### Most Opponent Touchdowns Scored, Game

- 7 at Arizona, Jan. 10, 2010
- 6 at St. Louis Rams, Jan. 20, 2002  
at San Francisco, Jan. 12, 2013  
at Atlanta, Jan. 22, 2017
- 5 at Dallas Cowboys, Jan. 8, 1995  
at Dallas Cowboys, Jan. 14, 1996
- 4 8 times (last: vs. Tampa Bay, Jan. 24, 2021)

### Most Opponent Field Goals Scored, Game

- 3 at Washington, Dec. 24, 1972  
at Dallas Cowboys, Jan. 16, 1983  
at San Francisco, Jan. 3, 1999  
vs. New York Giants, Jan. 20, 2008  
vs. New York Giants, Jan. 15, 2012  
vs. San Francisco, Jan. 5, 2014  
at Dallas Cowboys, Jan. 15, 2017  
at San Francisco, Jan. 19, 2020
- 2 13 times (last: vs. San Francisco, Jan. 22, 2022)

### Most Opponent (One-Point) Points After TD, Game

- 6 at St. Louis Rams, Jan. 20, 2002  
at Arizona, Jan. 10, 2010  
at San Francisco, Jan. 12, 2013
- 5 at Dallas Cowboys, Jan. 8, 1995  
at Dallas Cowboys, Jan. 14, 1996  
at Atlanta, Jan. 22, 2017
- 4 at Dallas Cowboys, Jan. 16, 1983  
vs. Denver, Jan. 25, 1998  
vs. Minnesota, Jan. 9, 2005  
vs. New York Giants, Jan. 15, 2012  
at San Francisco, Jan. 19, 2020  
vs. Tampa Bay, Jan. 24, 2021

### Most Safeties, Game

- 1 vs. Detroit, Dec. 31, 1994

## PUNTING

### Most Opponent Punts, Game

- 10 vs. Boston Redskins at New York, Dec. 13, 1936  
at New York Giants, Dec. 17, 1944  
at Chicago Bears, Jan. 23, 2011
- 9 at New York Giants, Dec. 11, 1938  
vs. Baltimore Colts, Dec. 26, 1965  
vs. Dallas Cowboys, Dec. 31, 1967  
vs. Detroit, Dec. 31, 1994  
vs. New England, Jan. 26, 1997  
vs. New York Giants, Jan. 8, 2017
- 7 at New York Giants, Dec. 30, 1962  
vs. Kansas City, Jan. 15, 1967  
at Philadelphia, Jan. 11, 2004

## Fewest Opponent Punts, Game

- \*\*0 vs. St. Louis Cardinals, Jan. 8, 1983
- 1 at Arizona, Jan. 10, 2010
- 2 vs. New York Giants, Jan. 15, 2012  
vs. Dallas Cowboys, Jan. 11, 2015  
at Dallas Cowboys, Jan. 15, 2017  
at Atlanta, Jan. 22, 2017  
at San Francisco, Jan. 19, 2020  
vs. Tampa Bay, Jan. 24, 2021
- 3 at Detroit, Jan. 8, 1994  
at Dallas Cowboys, Jan. 16, 1994  
at San Francisco, Jan. 3, 1999  
vs. Pittsburgh, Feb. 6, 2011  
at San Francisco, Jan. 12, 2013  
vs. San Francisco, Jan. 5, 2014  
at Arizona, Jan. 16, 2016  
vs. Seattle, Jan. 12, 2020

### Opponent Highest Gross Average, Game (Min. 4 Punts)

- 50.6 at Washington, Jan. 10, 2016
- 49.6 vs. Minnesota, Jan. 5, 2013
- 46.8 vs. San Francisco, Jan. 22, 2022

## PUNT RETURNS

### Most Opponent Punt Returns, Game

- 5 vs. Baltimore Colts, Dec. 26, 1965  
vs. Boston Redskins at New York, Dec. 13, 1936
- 4 vs. New England, Jan. 26, 1997  
at Philadelphia, Jan. 11, 2004  
vs. New York Giants, Jan. 20, 2008  
at Chicago Bears, Jan. 23, 2011  
vs. Pittsburgh, Feb. 6, 2011

### Most Yards, Opponent Punt Returns, Game

- 87 at Chicago Bears, Dec. 14, 1941 (3 returns)
- 58 vs. Boston Redskins at New York, Dec. 13, 1936 (5 returns)
- 38 at Philadelphia, Jan. 9, 2011 (4 returns)

## KICKOFF RETURNS

### Most Opponent Kickoff Returns, Game

- 8 at Atlanta, Jan. 15, 2011 (232 yds.)
- 7 vs. Oakland, Jan. 14, 1968 (127 yds.)  
vs. St. Louis Cardinals, Jan. 8, 1983 (178 yds.)  
vs. Carolina, Jan. 12, 1997 (86 yds.)  
vs. Seattle, Jan. 4, 2004 (98 yds.)  
vs. Seattle, Jan. 12, 2008 (105 yds.)
- 6 Nine times (last: vs. Pittsburgh, Feb. 6, 2011)

### Most Yards, Opponent Kickoff Returns, Game

- 232 at Atlanta, Jan. 15, 2011 (8 returns)
- 186 vs. Detroit, Dec. 31, 1994 (5 returns)
- 178 vs. St. Louis Cardinals, Jan. 8, 1983 (7 returns)

## SACKS

### Most Sacks, Game (Since 1963)

- 8 at Philadelphia, Jan. 11, 2004
- 6 vs. Kansas City, Jan. 15, 1967  
at Washington, Jan. 10, 2016
- 5 vs. Los Angeles Rams, Dec. 23, 1967  
vs. St. Louis Cardinals, Jan. 8, 1983  
vs. New England, Jan. 26, 1997  
at Atlanta, Jan. 15, 2011  
at Seattle, Jan. 18, 2015  
vs. Seattle, Jan. 12, 2020

## PENALTIES

### Most Opponent Penalties, Game

- 12 at Chicago Bears, Dec. 14, 1941
- 11 at New York Giants, Dec. 17, 1944  
at San Francisco, Jan. 6, 1996  
at San Francisco, Jan. 12, 2013  
at Seattle, Jan. 18, 2015

### Fewest Opponent Penalties, Game

- \*\*0 at Philadelphia, Dec. 26, 1960
- 2 at New York Giants, Dec. 11, 1938  
vs. New England, Jan. 26, 1997  
vs. Seattle, Jan. 4, 2004  
vs. San Francisco, Jan. 5, 2014  
at San Francisco, Jan. 19, 2020  
vs. Tampa Bay, Jan. 24, 2021
- 3 12 times (last: vs. Los Angeles Rams, Jan. 16, 2021)

\*\* Shares NFL record

## PACKERS IN THE PRO FOOTBALL HALL OF FAME

The Green Bay Packers have 28 individuals in the Pro Football Hall of Fame in Canton, Ohio. The Packers' total is second only to that of the Chicago Bears, who have 30 enshrinees. The Pittsburgh Steelers (26), Dallas Cowboys (22) and Washington Commanders (22) are next, followed by the New York Giants (21).

Four of the Packers' inductees were charter members of the Hall in 1963.

In addition, five other players who played briefly for Green Bay – defensive end Len Ford, linebacker Ted Hendricks, guard/coach Walt Kiesling, kicker Jan Stenerud and safety Emlen Tunnell – have their busts displayed in the Hall of Fame. Biographies of the Packers' 28 HOF inductees follow:



### 1963 – EARL L. “CURLY” LAMBEAU

*Founder, Coach (1919-49)*

Co-founded the Packers in 1919 and served as the team's head coach through the 1949 season. Won six NFL championships, tying him with George Halas and Bill Belichick for the most ever. He also was the first NFL head coach to make the forward pass an integral part of his team's offense. One of only seven coaches in NFL history to win more than 200 regular-season games (Don Shula, Halas, Tom Landry, Marty Schottenheimer, Belichick, Andy Reid). In addition to his 29 NFL seasons as Packers head coach, he also coached the Chicago Cardinals (1950-51) and Washington Redskins (1952-53). His overall regular-season record was 226-132-22 (.631). Also played halfback for the Packers from 1919 through 1929 in a Notre Dame Box offense and was one of the NFL's most prolific passers in the pre-sta era of the 1920s. Named to the NFL All-Decade Team for the 1920s. Given name was Earl Louis Lambeau. Born April 9, 1898, in Green Bay. Died June 1, 1965, at age 67. Lambeau Field named in his honor on Sept. 11, 1965.

### 1963 – ROBERT “CAL” HUBBARD

*Tackle (1929-33, 1935)*

Purchased from the New York Giants prior to the 1929 season, he played an integral role in the Packers winning a record three straight NFL championships from 1929-31. Stood 6 feet, 2 inches tall, weighed 253 pounds and was considered a behemoth in his day. Played both offense and defense in pro football's Iron Man Era and stood out on both sides of the ball. Was an official NFL All-Pro choice in each of the first three years (1931, '32, '33) such selections were made. Selected to the NFL's 50th Anniversary Team in 1969 and 75th Anniversary All-Two-Way Team in 1994. Played for the Giants (1927-28, 1936) and Pittsburgh Pirates (1936). Only inductee in both the pro football and baseball halls of fame. Elected to baseball's hall in 1976 as an umpire. Given name was Robert Calvin Hubbard. Born Oct. 31, 1900, in Keytesville, Mo. Died Oct. 17, 1977, at age 76.



### 1963 – DON HUTSON

*End (1935-45)*

Although he played in Curly Lambeau's Notre Dame Box offensive system and mostly lined up tight to the tackle, he had no peers in his day as a receiver. Held 19 NFL records when he retired. Led the NFL in pass receptions eight times and led it in scoring five times. Winner of the Joe F. Carr Trophy, the NFL's official MVP award, in 1941 and '42. Named to the Official NFL All-Pro team in 1936 and from 1938-42. Named on the first six *Associated Press* All-Pro teams from 1940-45. Chosen to the NFL's 75th Anniversary All-Time Team and All-Two-Way Team in 1994 and was the split end on the 50th Anniversary Team in 1969. Also intercepted 30 passes as a defensive back the last six years of his career and shared placekicking duties from 1940-45. Once scored a league-record 29 points in a quarter. Named to three Pro Bowls. Born Jan. 31, 1913, in Pine Bluff, Ark. Died June 26, 1997, at age 84.

### 1963 – JOHNNY “BLOOD” McNALLY

*Halfback (1929-33, 1935-36)*

Born John Victor McNally, he adopted the name Johnny Blood and used it exclusively throughout his pro football career. An elusive runner and receiver, he was one of NFL's first big-play threats. Caught 10 TD passes in 1931 before the league kept stats, but it remained an unofficial record for 12 years. Played on four NFL championship teams with the Packers (1929-31, 1936). Named to the NFL's All-Decade Team for the 1930s. Also played for the Milwaukee Badgers (1925), Duluth Eskimos (1926-27), Pottsville Maroons (1928) and Pittsburgh Pirates (1934, 1937-38). One of the most colorful players in NFL history, he was nicknamed "The Vagabond Halfback." Born Nov. 27, 1903, in New Richmond, Wis. Died Nov. 28, 1985, at age 82.



### 1964 – CLARKE HINKLE

*Fullback (1932-41)*

A tough, bruising, powerful runner and a comparatively hard-hitting linebacker in the NFL's Iron Man Era, when players played both offense and defense. His battles with Bronko Nagurski of the rival Chicago Bears were legendary. He and Nagurski were the NFL's All-Decade fullbacks for the 1930s. Retired as the NFL's all-time leading rusher with 3,860 yards. A member of the NFL's official All-Pro team four times (1936-38, 1941). Named to the NFL's 75th Anniversary All-Two-Way Team in 1994 as a fullback, linebacker and kicker. Played on NFL championship teams in 1936 and '39. Born April 10, 1909, in Toronto, Ohio. Died Nov. 9, 1988, at age 79.

#### PRIMARY HALL OF FAMERS, BY FRANCHISE

Chicago Bears/Stalays	30	San Francisco 49ers	17
<b>Green Bay Packers</b>	<b>28</b>	Indianapolis/Baltimore Colts	15
Pittsburgh Steelers/Pirates	26	Minnesota Vikings	15
Dallas Cowboys	22	Arizona/Phoenix/St. Louis/Chicago Cardinals	14
Washington Commanders/Boston Redskins/Boston Braves	22	Kansas City Chiefs/Dallas Texans	13
New York Giants	21	Miami Dolphins	12
Las Vegas/Oakland/Los Angeles Raiders	20	Los Angeles/San Diego Chargers	11
Los Angeles/St. Louis/Cleveland Rams	19	Philadelphia Eagles	11
Cleveland Browns	18	Buffalo Bills	10
Detroit Lions/Portsmouth Spartans	17		



## 1964 — MIKE MICHALSKE

*Guard (1929-35, 1937)*

Rugged, raw-boned and durable. Not only a two-way player, but also one who typically played all 60 minutes of a game. On the small side, even in his day, at 6 feet tall and 210 pounds, Michalske was quick and explosive on offense and one of the first to develop blitzing and stunting tactics on defense, where he formed a formidable duo with tackle Cal Hubbard. Signed with the Packers as a free agent when the New York Yankees folded before the 1929 season. Michalske played with the Yankees in 1926 in the short-lived American Football League and for two years (1927-28) in the NFL prior to Green Bay. Named to the NFL's All-Decade Team for the 1920s. Standout lineman on three NFL championship teams from 1929-31. Given first name was August, but nicknamed "Iron Mike," which, in turn, was shortened to Mike. Born April 24, 1903, in Cleveland. Died Oct. 26, 1983, at age 80.

## 1966 — ARNIE HERBER

*Quarterback (1930-40)*

Pinpoint deep passer and pioneer of the long bomb in the NFL. In 1936, became first passer in league history to throw for more than 1,000 yards in a season. Led the NFL in passing in 1932, '34 and '36. Member of the Packers' 1930-31 title teams, but teamed with Don Hutson to star on the 1936 and '39 champs. Played halfback in Packers' Notre Dame Box system, but was inducted into the Hall of Fame and chosen as a quarterback on the NFL's All-Decade Team for the 1930s. Played for the New York Giants (1944-45) and faced the Packers in the '44 NFL Championship Game. A Green Bay native and football and basketball star at Green Bay West High School. Born April 2, 1910, in Green Bay. Died Oct. 14, 1969, at age 59.



## 1971 — VINCE LOMBARDI

*Coach (1959-67)*

Won five NFL championships over a seven-year span from 1961-67 and is the only coach in league history to win three straight titles under a playoff format. Winning coach in Super Bowls I and II; the game's trophy was named after him following his death in 1970. One of the most iconic figures in coaching history, regardless of sport. Ranks first in all-time winning percentage among NFL coaches with 100 career victories or more. Overall record was 105-35-6, a glittering .750 winning percentage, including his one season in Washington (1969). Regular-season record was 96-34-6. Postseason record, entirely in Green Bay, was 9-1. Served as Packers general manager in 1968, but was inducted as a head coach. Hired by Packers after serving as assistant coach with the New York Giants (1954-58). Born June 11, 1913, in Brooklyn, N.Y. Died Sept. 3, 1970, at age 57.

## 1974 — TONY CANADEO

*Halfback (1941-44, 1946-52)*

Became only the third 1,000-yard rusher in pro football history when he gained 1,052 yards in 1949. Finished his career with 4,197 yards on 1,025 attempts, a 4.1-yard average. A durable, all-purpose halfback, he was a hard runner, an accomplished blocker, a capable passer and a good receiver. Also played defense early in his career. Spent the 1945 season in the service during World War II. Played college football at Gonzaga, where he acquired the nickname "Grey Ghost." Born May 5, 1919, in Chicago. Died Nov. 29, 2003, at age 84.



## 1976 — JIM TAYLOR


*Fullback (1958-66)*

Hard-edged, hard-nosed runner who typically dished out more punishment than he took. Rushed for more than 1,000 yards in five straight seasons from 1960-64. Spent his final season in 1967 with the New Orleans Saints. When he retired from the NFL, he ranked second to the great Jim Brown in all-time rushing yards with 8,597. Won the league rushing title in 1962 with 1,474 yards and averaged 5.4 per carry. Had 26 career 100-yard rushing games, all in a Packers uniform. Chosen by *The Associated Press* as the NFL's MVP in 1962. Selected MVP of the 1965 NFL Championship Game. Chosen as one of two fullbacks, along with Brown, on the NFL's 1960s All-Decade Team. Selected to five Pro Bowls. Born Sept. 20, 1935, in Baton Rouge, La. Died Oct. 13, 2018, at age 83.

## 1977 — FORREST GREGG

*Tackle (1956, 1958-70)*

A pro's pro, he was the most decorated of Vince Lombardi's offensive linemen. An anchor at right tackle, he filled in at guard in the Packers' 1961 championship run. Selected to nine Pro Bowls and was named All-Pro by *The Associated Press* seven times. Voted to NFL's 75th Anniversary All-Time Team in 1994. Also named to the NFL's 1960s All-Decade Team. Held the Packers' record for durability with 187 consecutive games played until he was surpassed by Brett Favre in 2003. Starter on five NFL championship teams. Spent 1957 in military service. Finished his career with the Dallas Cowboys in 1971, where he won a sixth NFL title and third Super Bowl. Born Oct. 18, 1933, in Birthright, Texas. Died April 12, 2019, at age 85.



## OTHERS IN PRO FOOTBALL HALL OF FAME WHO PLAYED FOR GREEN BAY



Len Ford — 1976



Ted Hendricks — 1990



Walt Kiesling — 1966



Jan Stenerud — 1991



Emlen Tunnell — 1967



## 1977 — BART STARR

*Quarterback (1956-71)*

Drafted in the 17th round in 1956, the 200th overall selection, and wound up winning a then-record five NFL championships as a starting quarterback. Named NFL's MVP by *The Associated Press* in 1966. Led the Packers to victory in Super Bowls I and II and was named the game's MVP each time. One of three QBs picked on the NFL's 1960s All-Decade Team. Led the NFL in passing in 1962, 1964 and 1966. Passed for 24,718 yards with a 57.4 completion percentage. Named to the Pro Bowl four times. Held the Packers' career record for most games played (196) until he was surpassed by Brett Favre in 2004. Played college football at Alabama. Born Jan. 9, 1934, in Montgomery, Ala. Died May 26, 2019, at age 85.

## 1978 — RAY NITSCHKE

*Linebacker (1958-72)*

"Mean on Sunday" was the title of his 1973 autobiography and his trademark as a player. Looked ferocious peering at opposing quarterbacks from his middle linebacker position and played ferociously. Named MVP of the 1962 NFL Championship Game, a brutal defensive battle vs. the New York Giants won by the Packers, 16-7. Named the only linebacker on the NFL's 50th Anniversary Team in 1969 and one of four middle linebackers chosen on the NFL's 75th Anniversary All-Time Team in 1994. Named All-Pro by *The Associated Press* in 1964 and '66. Selected to the Pro Bowl in 1964. Had 25 career interceptions. Born Dec. 29, 1936, in Elmwood Park, Ill. Died March 8, 1998, at age 61.



## 1980 — HERB ADDERLEY

*Cornback (1961-69)*

At 6 feet and 205 pounds, was not only the prototypical cornerback of his day, but of all time. Had it all: speed, size, toughness, awareness and big-play ability. Also played for the Dallas Cowboys from 1970-72. Intercepted 48 passes, including 39 with the Packers. Returned seven of those 39 picks for touchdowns. Named to NFL's 1960s All-Decade Team. Named All-Pro by *The Associated Press* five times and was a five-time Pro Bowl selection while with the Packers. Started on six NFL championship teams, including five in Green Bay, and played in four of the first six Super Bowls, including two with Dallas. Led the Packers in kickoff returns each season from 1960-64 and averaged 25.7 yards over his career. Born June 8, 1939, in Philadelphia. Died Oct. 30, 2020, at age 81.

## 1981 — WILLIE DAVIS

*Defensive End (1960-69)*

Excelled as a pass rusher before the NFL kept tabs on sacks or he'd likely be the Packers' all-time leader. Unofficially, it is estimated that he had more than 100 career sacks, maybe more than 120. Also a highly respected team leader who served as defensive captain of the Packers' 1966 and 1967 NFL championship teams — winners of Super Bowls I and II. In all, started on five NFL championship teams. Named to the NFL's 1960s All-Decade Team. Named All-Pro by *The Associated Press* five times and selected to five Pro Bowls. Holds the all-time Packers record for career fumble recoveries with 21. Started NFL career with Cleveland Browns (1958-59). Born July 24, 1934, in Lisbon, La. Died April 15, 2020, at age 85.



## 1981 — JIM RINGO

*Center (1953-63)*

Oversized at 6 feet, 2 inches tall and at most 232 pounds, but cat-quick at executing difficult cut blocks. Offensive captain of Vince Lombardi's first two NFL championship teams in 1961 and '62. Also played for Philadelphia (1964-67). Chosen for NFL's 1960s All-Decade Team. Named to two Pro Bowls before Lombardi arrived in Green Bay, five more under Lombardi and three with the Eagles. Named All-Pro by *The Associated Press* six times with the Packers. Highly durable performer, once held NFL record for most consecutive games played (183), including 126 with Green Bay. Born Nov. 21, 1931, in Orange, N.J. Died Nov. 19, 2007, at age 75.

## 1986 — PAUL HORNING

*Halfback (1957-62, 1964-66)*

Called by Vince Lombardi "the greatest player I've ever coached" during a 1967 speech. One of the most versatile players in pro football history, he won the NFL scoring title three consecutive years (1959-61). Set a league record by scoring 176 points in 1960 (12-game season). Record stood for 46 years until broken by LaDainian Tomlinson over 16 games in 2006. Named NFL's *Associated Press* MVP in 1961 and also MVP of the 1961 NFL Championship Game. Lombardi viewed him as his biggest playmaker and best clutch player. As the starting left halfback, he was the ball carrier in the heyday of Lombardi's signature power sweep. Named All-Pro at halfback by *The Associated Press* in 1960 and 1961. Named to the NFL's 1960s All-Decade Team. Doubled as the Packers' kicker from 1958-62 and again in '64. Scored 760 career points. Bonus choice — or the first player selected overall — in the 1957 NFL Draft. Played college football at Notre Dame, winning Heisman Trophy in 1956. Born Dec. 23, 1935, in Louisville, Ky. Died Nov. 13, 2020, at age 84.



## 1989 — WILLIE WOOD

*Safety (1960-71)*

Played college football at USC in the one-platoon era, doubling as a quarterback and defensive back, and virtually had to beg for an NFL tryout. Signed with the Packers as a rookie free agent and started at free safety on five NFL championship teams. Named All-Pro by *The Associated Press* five straight years from 1964-68. An eight-time Pro Bowl selection. Named to the NFL's 1960s All-Decade Team. One of two safeties chosen on the Super Bowl Silver Anniversary Team in 1990. Broke open a close contest in third quarter of Super Bowl VI, intercepting a Len Dawson pass and returning it 50 yards to the Kansas City Chiefs' 5. Had 48 career interceptions. Led the NFL in interceptions in 1962 with nine. Also led the league in punt returns in 1961 with a 16.1-yard average. Born Dec. 23, 1936, in Washington, D.C. Died Feb. 3, 2020, at age 83.





## 1995 — HENRY JORDAN

*Defensive Tackle (1959-69)*

Raised havoc with his quickness, especially as a pass rusher, on Vince Lombardi's five NFL championship teams. Named All-Pro by *The Associated Press* five straight seasons (1960-64). Also selected to play in the Pro Bowl four times. Originally a fifth-round draft choice of the Cleveland Browns; came to Green Bay in 1959 trade. Played for the Browns (1957-58). Unofficially had 3½ sacks in the 1967 Western Conference Championship Game win over the Los Angeles Rams. Born Jan. 26, 1935, in Emporia, Va. Died Feb. 21, 1977, at age 42.

## 2003 — JAMES LOFTON

*Wide Receiver (1978-86)*

Big, fast, gifted receiver who could run any route and probably could have starred in any system. Excelled as a deep threat. First Packers player without direct ties to either Curly Lambeau or Vince Lombardi to be inducted in Canton. Caught 530 passes for 9,656 yards and averaged a sensational 18.2 yards per catch in his nine seasons with the Packers. Also played for the L.A. Raiders (1987-88), Buffalo (1989-92), the L.A. Rams (1993) and Philadelphia (1993). In 16 NFL seasons, posted 764 receptions for 14,004 yards and an 18.3-yard average. Yardage total was the NFL career record at the time. Chosen for seven Pro Bowls and named All-Pro by *The Associated Press* twice while playing for the Packers. Named to NFL's 1980s All-Decade Team. Recorded 50-plus receptions in a season nine times. First NFL player to score a touchdown in the 1970s, '80s and '90s. Born July 5, 1956, in Fort Ord, Calif.



## 2006 — REGGIE WHITE


*Defensive End (1993-98)*

Nicknamed "Minister of Defense" while playing at the University of Tennessee. Arguably became the most dominant defensive end in NFL history when considering production against both the run and the pass. At the time of retirement, his 198 sacks were an NFL record, as were his 12 seasons with 10-plus sacks. Only player to record 10-plus sacks in nine consecutive seasons. Played six of his 15 NFL seasons with Green Bay and registered 68½ sacks, No. 3 in the NFL over that span. Named Defensive Player of the Year by *The Associated Press* in 1998. Named to the Pro Bowl in all six of his Packers seasons and selected AP All-Pro twice. In the Packers' Super Bowl XXXI win over New England, set a Super Bowl record with three sacks. Began his pro career with the USFL's Memphis Showboats (1984-85) before entering the NFL. Also played for the Philadelphia Eagles (1985-92) and the Carolina Panthers (2000). During eight seasons with Philadelphia, posted more sacks (124) than games played (121). A landmark free agent when he signed with Green Bay in 1993. Was selected for the NFL's 75th Anniversary All-Time Team the next year. Also chosen to the NFL's All-Decade teams for the 1980s and '90s. Elected to 13 straight Pro Bowls. Born Dec. 19, 1961, in Chattanooga, Tenn. Died Dec. 26, 2004, at age 43.

## 2013 — DAVE ROBINSON

*Linebacker (1963-72)*

At 6 feet, 3 inches tall and 245 pounds and with 4.6 speed in the 40, was the prototypical outside linebacker. Excelled at holding up the tight end at the line and nullified Hall of Famers John Mackey and Mike Ditka in the 14 games he faced them. Made three big plays that spelled the difference in three of the biggest games of Vince Lombardi's three-year title run. Plays included a game-changing 87-yard interception return in a do-or-die 1965 regular-season victory at the Baltimore Colts; a smothering pressure against Dallas quarterback Don Meredith that saved the Packers in the 1966 NFL Championship Game; and a critical blocked field goal in a 1967 playoff victory over the Los Angeles Rams. Named to the NFL's 1960s All-Decade Team. Named *Associated Press* All-Pro in 1967 and 1969. Three-time Pro Bowl selection. Registered 21 interceptions during his 10 seasons with Green Bay. His 12 interceptions from 1965-67 were the most in the league among linebackers. Also played for Washington (1973-74). Born May 3, 1941, in Mount Holly Township, N.J.



## 2015 — RON WOLF

*Executive Vice President and General Manager (1992-2000)*

Orchestrated one of the most remarkable rebuilding efforts in NFL history following a Packers drought of 24 years. Under his leadership from 1992-2000, the Packers were tied for the second-best regular-season record in the NFL (92-52, .639), while recording seven consecutive winning seasons (1992-98) and six straight playoff appearances (1993-98). Made three key transactions early in his time in Green Bay: hiring Mike Holmgren as head coach, trading for quarterback Brett Favre and signing defensive end Reggie White. The moves helped the Packers win three consecutive NFC Central Division championships (1995-97) and back-to-back NFC titles (1996-97). From 1992-2000, the Packers were 65-12 (.844) at Lambeau Field during the regular season and playoffs, the best home record in the NFL over that span. Began NFL career as a scout for the Oakland Raiders in 1963 and spent 23 seasons with the franchise over three separate tenures as the Raiders posted winning records in all but six of those years. In 1975, was hired by the expansion Tampa Bay Buccaneers as general manager. Born Dec. 30, 1938, in New Freedom, Pa.

## 2016 — BRETT FAVRE

*Quarterback (1992-2007)*

The ultimate iron man among NFL quarterbacks. All-time record-breaker. The savior, so to speak, of a franchise that had been mired in a nearly 25-year funk. Was all of the above during a career that might have been unmatched in Packers history. Started a remarkable 253 straight games before moving on to the N.Y. Jets (2008) and Minnesota Vikings (2009-10), where he extended his NFL record for quarterbacks to 298 games. When he retired, held the all-time league record for almost every major passing category, including attempts, completions, yards and touchdowns. Acquired in a trade after spending his rookie year with Atlanta (1991), joined the Packers at a time when they had made only two postseason appearances in 24 years. In 16 years as a starter, Green Bay made the playoffs 11 times, highlighted by a victory in Super Bowl XXXI. Born Oct. 10, 1969, in Gulfport, Miss.





## 2018 — JERRY KRAMER

*Guard (1958-68)*

One of the pulling guards on maybe the most famous play in NFL history, Vince Lombardi's power sweep, also became one of the most decorated linemen in league annals. Was the only guard selected to the NFL's 50th Anniversary Team in 1969, one of two guards on the Super Bowl Silver Anniversary Team chosen in 1990 and a five-time All-Pro selection by *The Associated Press*. Was the starting right guard on Lombardi's five NFL championship teams in Green Bay and also the placekicker on the 1962 title team. In Lombardi's power sweep, was almost always the inside guard and led the left halfback around the right side. He also was the lead blocker on Bart Starr's game-winning quarterback sneak in the Ice Bowl. Born Jan. 23, 1936, in Jordan, Mont.

## 2020 — BOBBY DILLON

*Safety (1952-59)*

The epitome of a great player who played for mostly bad teams, still holds the Packers' career record for interceptions with 52. Didn't play for a winner until his final season, but was a four-time Pro Bowl selection and a four-time All-Pro choice by *The Associated Press*. Played right safety, usually the free safety on most plays, but especially in the days of five-man defensive fronts, his assignment was to cover the best receiver one-on-one. Led the Packers in interceptions in seven of his eight seasons and three times intercepted nine passes in what were then 12-game seasons. When Vince Lombardi took over as coach in 1959, he labeled him "the best in the league" among defensive backs and one of three "untouchables" on his roster. Lost his left eye when he was 10 years old as a result of an accident and played with a glass eye. Born Feb. 23, 1930, in Pendleton, Texas. Died Aug. 22, 2019, at age 89.



## 2021 — CHARLES WOODSON


*Cornerback/Safety (2006-12)*

Started building his Hall of Fame resume during his first eight seasons with the Oakland Raiders, but he sealed the deal with his play for the Packers over a seven-year stay. Was a rare talent. Won the Heisman Trophy as a junior in 1997, playing both cornerback and wide receiver for the University of Michigan. Although selected predominantly for his play on defense, was the first Heisman winner to have played on both sides of the ball since college football adopted a two-platoon system in the early 1960s. The following spring, was the fourth overall pick in the NFL draft. In Green Bay, was given the opportunity to showcase his talent in a number of roles from cover corner to nickel back to safety. A defensive playmaker, was named the NFL's Defensive Player of the Year in 2009 and made the Pro Bowl for the third straight year when the Packers won Super Bowl XLV a year later. In all, intercepted 38 passes, scored a franchise-record 10 defensive touchdowns and was named to four Pro Bowls with the Packers. Spent 11 of his 18 NFL seasons with the Raiders. Born Oct. 7, 1976, in Fremont, Ohio.

## 2022 — LeROY BUTLER

*Cornerback/Safety (1990-2001)*

As NFL defenses became more exotic throughout the 1990s, he evolved as a player almost in lockstep and was part of the vanguard, if not the leader of it, that redefined the strong safety position. Started out as a cornerback after being drafted in the second round in 1990 as did most rookie DBs back then who had the speed to play on the outside. Switched to strong safety in 1992 under first-year head coach Mike Holmgren and new defensive coordinator Ray Rhodes. Had all the tools for what was then a more static position: speed to cover tight ends and a sure, willing tackler on run downs. Career took off when Fritz Shurmur became defensive coordinator in 1994 and started utilizing him much like an offensive weapon on defense. His new role included lining up as part of an eight-man front and creating havoc as a blitzer. Became the first player in NFL history to register 20 interceptions and 20 sacks in a career. Played 12 seasons and finished with 38 interceptions and 20½ sacks. Was named All-Pro by *The Associated Press* and to the Pro Bowl four times each. Also etched his name in Packers lore by being the first player to attempt a Lambeau Leap in a victory over the then-Los Angeles Raiders in 1993. Born July 19, 1968, in Jacksonville, Fla.



## PACKERS HALL OF FAME, GREEN BAY

The Packers Hall of Fame, located in the Lambeau Field Atrium, owns a unique place in sports history. When it opened on July 1, 1967, in temporary quarters in the Brown County Veterans Memorial Arena, it was the first hall of fame devoted to one team.

William Brault, who was head of Green Bay's visitor bureau at the time, was the driving force behind its creation and its tremendous growth over its first 25 years. Nine years after the hall opened, it moved into a permanent home next to the arena. Then-President Gerald R. Ford dedicated the new building on April 3, 1976.

On Sept. 4, 2003, Bart Starr and Ron Wolf rededicated the Packers Hall of Fame when it moved into the Lambeau Field Atrium. The Hall was renovated again and reopened on the main floor of the Atrium on Aug. 21, 2015. For nearly two years in between, it was set up in temporary quarters in the Neville Public Museum. The latest version of the Hall covers 15,000 square feet over two floors.

To date, 166 individuals — players, coaches and contributors — have been enshrined. Two more will be added as Jordy Nelson and Josh Sitton will be inducted during a ceremony on Aug. 31, 2023. The first induction banquet was held in 1970.

The Hall of Fame originally opened in the Brown County Arena's concourse, and the plan was to stay open for roughly two months during training camp. But those best-laid plans went awry when right from the start Packers fans shattered projected attendance totals.

The **Green Bay Packers Hall of Fame, Inc.** is a corporation separate from the football team, organized and operated for purposes permitted for tax-exempt status under 501 (c)(3) of the Internal Revenue Code of 1986. All revenue is dedicated and invested only for such purposes. Donation of memorabilia is tax-deductible.

# PACKERS HALL OF FAME

## INDUCTED FALL 1970

Bernard "Boob" Darling, C, 1927-31  
Earl "Curly" Lambeau, Co-Founder/B/  
Head Coach, 1919-49  
Lavvie Dilweg, E, 1927-34  
Verne Lewellen, B-P, 1924-32  
Francis "Jug" Earp, C, 1922-32  
John "Blood" McNally, B, 1929-33, 1935-36  
Robert "Cal" Hubbard, T, 1929-33, 1935  
August "Mike" Michalske, G, 1929-35, 1937

## 1971

(No inductions)

## INDUCTED JANUARY 1972

Hank Bruster, B, 1931-39  
Don Hutson, E, 1935-45  
Milt Gartenbein, E, 1931-40  
Cecil Isbell, B, 1938-42  
Charles "Buckets" Goldenberg, B/G, 1933-45  
Joe Laws, B, 1934-45  
Arnie Herber, B, 1930-40  
Russ Letlow, G, 1936-42, 1946  
Clarke Hinkle, B, 1932-41  
George Svendsen, C, 1935-37, 1940-41

## INDUCTED JANUARY 1973

Charley Brock, C, 1939-47  
Bob Monnett, B, 1933-38  
Tony Canadeo, B, 1941-44, 1946-52  
Buford "Baby" Ray, T, 1938-48  
Larry Craig, B-DE, 1939-49  
Andy Uram, B, 1938-43  
Bob Forte, B, 1946-53  
Dick Wildung, T, 1946-51, 1953  
Ted Fritsch, B, 1942-50  
Howard "Whitey" Woodin, G, 1922-31

## INDUCTED JANUARY 1974

Al Carmichael, HB-KR, 1953-58  
Dave Hanner, DT, 1952-64  
Fred Cone, FB-K, 1951-57  
Billy Howton, E, 1952-58  
Bobby Dillon, S, 1952-59  
John Martinovic, DE, 1951-56  
Howie Ferguson, FB, 1953-58  
Jim Ringo, C, 1953-63  
Bill Forester, LB, 1953-63  
Tobin Rote, QB, 1950-56

## INDUCTED JANUARY 1975

Don Chandler, K-P, 1965-67  
Ron Kramer, TE, 1957, 1959-64  
Willie Davis, DE, 1960-69  
Vince Lombardi, Head Coach/  
General Manager, 1959-68  
Paul Hornung, HB, 1957-62, 1964-66  
Max McGee, E, 1954, 1957-67  
Henry Jordan, DT, 1959-69  
Jim Taylor, FB, 1958-66  
Jerry Kramer, G, 1958-68  
Fred "Fuzzy" Thurston, G, 1959-67

## INDUCTED JANUARY 1976

Joseph "Red" Dunn, B, 1927-31  
Bob Skoronski, T, 1956, 1959-68  
Hank Greminger, QB, S, 1956-65  
Jesse Whittenberg, CB, 1958-64  
Gary Knaflac, E, 1954-62  
Carl "Bud" Jorgensen, Property Manager/  
Trainer, 1924-70

## INDUCTED JANUARY 1977

Howard "Cub" Buck, T, 1920-25  
Bert Starr, QB, 1956-71  
Forrest Gregg, T, 1956, 1958-70  
Charlie Mathys, B, 1922-26  
Willie Wood, S, 1960-71  
Andrew B. Turnbull, President/  
Executive Committee, 1923-49

## INDUCTED FEBRUARY 1978

Boyd Dowler, E, 1959-69  
Paul "Tiny" Engelbrechtsen, G, 1934-41  
Lon Evans, G, 1933-37  
Ray Nitschke, LB, 1958-72  
George Calhoun, Co-Founder/Publicist/  
Board of Directors, 1919-63

## INDUCTED FEBRUARY 1979

Nate Barragar, C, 1931-32, 1934-35  
Carroll Dale, WR, 1965-72  
Elijah Pitts, HB, 1961-69, 1971  
Pete Tinsley, G, 1938-45  
Dominic Olejniczak, President/Executive  
Committee, 1951-89

## 1980

(No inductions)

## INDUCTED FEBRUARY 1981

Herb Adderley, CB, 1961-69  
Ken Bowman, C, 1964-73  
Chester "Swede" Johnston, B, 1931, 1934-38  
Leland H. Joames, President/Board of Directors,  
1923-80

## INDUCTED FEBRUARY 1982

Lou Brock, B, 1940-45  
Gale Gillingham, G, 1966-74, 1976  
Dave Robinson, LB, 1963-72  
Jack Vainisi, Scout, 1950-60

## INDUCTED FEBRUARY 1983

Carl Mulleneaux, E, 1938-41, 1945-46  
Donny Anderson, HB-P, 1966-71  
Fred Carr, LB, 1968-77  
Fred Leicht, Board of Directors, 1935-77

## INDUCTED FEBRUARY 1984

John Brockington, FB, 1971-77  
Dan Currie, LB, 1956-64  
Ed Jankowski, B, 1937-45  
Frederick N. Trowbridge, Executive Committee,  
1950-81

## INDUCTED FEBRUARY 1985

Phil Bengtson, Assistant Coach/  
Head Coach, 1959-70  
Bob Jeter, DB, 1963-70  
Earl "Bud" Svendsen, C, 1937-1939

## INDUCTED FEBRUARY 1986

Lee Roy Caffey, LB, 1964-69  
Irv Comp, B, 1943-49  
Wilner Burke, Band Director, 1939-81

## INDUCTED MARCH 1987

Chester Marcol, K, 1972-80  
Derald Teteak, LB, 1952-56  
Dr. Eugene Brusky, Team Physician, 1962-91

## INDUCTED FEBRUARY 1988

Lionel Aldridge, DE, 1963-71  
Bob Mann, E, 1950-54  
Jerry Atkinson, Board of Directors, 1950-95

## INDUCTED FEBRUARY 1989

Zeke Bratkowski, QB, 1963-68, 1971  
Ron Kostelnik, DT, 1961-68

## 1990

(No inductions)

## INDUCTED FEBRUARY 1991

Harry Jancuski, E, 1939-44  
Jan Sternerud, K, 1980-83  
Gerald F. Clifford, Executive Committee, 1930-50

## INDUCTED FEBRUARY 1992

Lynn Dickey, QB, 1976-77, 1979-85  
Larry McCarren, C, 1973-84  
Al Schneider, Hall of Fame Board, 1970-83

## INDUCTED MARCH 1993

Willie Buchanan, CB, 1972-78  
Johnnie Gray, S, 1975-83  
Art Daley, Sportswriter, 1941-43, 1946-2011

## INDUCTED MARCH 1994

Paul Coffman, TE, 1978-85  
Gerry Ellis, RB, 1980-86  
Dr. W.W. Kelly, Board of Directors, 1923-49

## INDUCTED MARCH 1995

William Braut, Hall of Fame Founder/  
Board, 1966-94

## INDUCTED MARCH 1996

John Anderson, LB, 1978-89  
Lee Rummel, Sportswriter/Public Relations/  
Historian, 1945-2007

## INDUCTED MARCH 1997

John "Red" Cochran, Assistant Coach/  
Scout, 1959-66, 1971-2004  
Ezra Johnson, DE, 1977-87  
Travis Williams, HB-KR, 1967-70

## INDUCTED MARCH 1998

Ken Ellis, CB, 1970-75  
Mark Murphy, S, 1980-85, 1987-91  
Judge Robert J. Parins, President/Board of  
Directors, 1966-94

## INDUCTED MARCH 1999

James Lofton, WR, 1978-86  
Tom Miller, Administrator, 1956-88

## INDUCTED JULY 2000

Ron Wolf, General Manager, 1991-2001

## INDUCTED JULY 2001

Johnny Holland, LB, 1987-93  
Ray Scott, TV Announcer, 1956-63,  
1965-67

## INDUCTED JULY 2002

Sterling Sharpe, WR, 1988-94  
Vernon Biever, Team Photographer, 1946-2007

## INDUCTED JULY 2003

Mike Douglass, LB, 1978-85  
Jim Irwin, Radio Announcer, 1969-98

## INDUCTED JULY 2004

Robert E. Harlan, President-CEO/Administrator,  
1971-2008

## INDUCTED JULY 2005

Edgar Bennett, RB, 1992-96  
Don Majkowski, QB, 1987-92

## INDUCTED JULY 2006

Reggie White, DE, 1993-98

## INDUCTED JULY 2007

Robert Brooks, WR, 1992-98  
LeRoy Butler, S, 1990-2001

## INDUCTED JULY 2008

Gilbert Brown, DT, 1993-99, 2001-03  
Frank Winters, C, 1992-2002  
Al Tremi, Film & Video Director, 1967-2001

## INDUCTED JULY 2009

Antonio Freeman, WR, 1995-2001, 2003  
Dorsey Levens, RB, 1994-2001

## INDUCTED JULY 2010

Mark Chmura, TE, 1992-99  
Marv Fleming, TE, 1963-69  
Greg Koch, T, 1977-85

## INDUCTED JULY 2011

William Henderson, FB, 1995-2006  
Marco Rivera, G, 1997-2004  
Frank Jung, Executive Committee, 1935-51

## INDUCTED JULY 2012

Mike Holmgren, Head Coach, 1992-98

## INDUCTED JULY 2013

Kabeer Gbaja-Biamila, DE, 2000-2008  
Chris Jacke, K, 1989-1996  
Emil R. Fischer, President/Executive Committee,  
1935-58

## INDUCTED JULY 2014

Ahman Green, RB, 2000-2006, 2009  
Ken Ruettgens, T, 1985-96

## INDUCTED JULY 2015

Brett Favre, QB, 1992-2007

## INDUCTED JULY 2016

Chad Clifton, T, 2000-11  
Nick Collins, S, 2005-11  
Russ Wimmie, Radio Announcer, 1929-1946

## INDUCTED JULY 2017

Donald Drive, WR, 1999-2012  
Mark Lee, CB, 1980-90

## INDUCTED JULY 2018

Ryan Longwell, K, 1997-2005  
Mark Tauscher, T/G, 2000-10

## INDUCTED MAY 2019

Ted Thompson, Executive Vice President, General  
Manager, Director of Football Operations,  
2005-17

## INDUCTED 2020

\*ceremony in Sept. 2021 due to COVID-19  
Al Harris, CB, 2003-09  
Charles Woodson, CB/S, 2006-12

## 2021

(No inductions)

## INDUCTED 2022

Tim Harris, LB, 1986-90  
Greg Jennings, WR, 2006-12

## INDUCTED 2023

\*ceremony scheduled for Aug. 31, 2023  
Jody Nelson, WR, 2008-14, 2016-17  
Josh Sitton, G, 2008-15

Note: Players are listed at positions that were part of the game's normal terminology when they played.

Prior to 1950, most players played both offense and defense. In the case of linemen, including ends, they usually played the same position on both sides of the ball. Backs were listed as quarterbacks, halfbacks and fullbacks, but were often interchangeable on offense, especially in Curly Lambeau's Notre Dame Box system. On defense, some backs would line up as linebackers and others in the backfield, depending on whether the scheme called for a seven-, six- or five-man line.

Since 1950, positions have been classified as offense or defense. But some positions have undergone name changes. Ends on offense were renamed wide receivers and tight ends over the course of the 1960s and halfbacks became running backs in the late 1960s. Also, there were periods where the names of certain positions differed on depth charts, in playbooks and on all-pro teams.

## ALL-TIME ALL-PRO SELECTIONS

- 1922 — B Curly Lambeau (Halas)  
 1923 — B Curly Lambeau (Gaz)  
 1924 — B Curly Lambeau (Gaz)  
   E Tillie Voss (Gaz)  
 1925 — G George Abramson (Gaz)  
   B Verne Lewellen (Gaz)  
   T Dick Stahlman (Gaz)  
 1926 — B Verne Lewellen (Gaz)  
   B Cully Lidberg (Eye)  
 1927 — E Lavvie Dilweg (Gaz, Smi)  
   B Verne Lewellen (Gaz, Smi)  
 1928 — T Roger Ashmore (Smi)  
   E Lavvie Dilweg (Gaz, Smi)  
   B Eddie Kotal (Gaz, Smi)  
   B Verne Lewellen (Gaz, Smi)  
 1929 — B Johnny (Blood) McNally (Gaz)  
   E Lavvie Dilweg (Gaz, Eye, Smi)  
   C Jug Earp (Gaz)  
   T Cal Hubbard (Smi, Eye)  
   T Bill Kern (Gaz)  
   B Verne Lewellen (Gaz, Eye, Smi)  
   G Mike Michalske (Gaz, Eye, Smi)  
 1930 — B Johnny (Blood) McNally (Eye)  
   E Lavvie Dilweg (Gaz, Eye)  
   B Red Dunn (Gaz, Eye)  
   T Bill Kern (Gaz)  
   G Mike Michalske (Gaz, Eye)  
   E Tom Nash (Gaz, Eye)  
 1931 — C Nate Barragar (Eye, UP)  
   B Johnny (Blood) McNally (NFL, UP, Eye)  
   E Lavvie Dilweg (NFL, UP, Eye)  
   B Red Dunn (NFL, UP)  
   T Cal Hubbard (NFL, UP)  
   G Mike Michalske (NFL, UP, Eye)  
   B Bo Molenda (NFL)  
   E Tom Nash (Eye)  
   T Dick Stahlman (Eye, NFL)  
 1932 — C Nate Barragar (NFL, UP, Eye)  
   E Lavvie Dilweg (NFL, UP)  
   B Arnie Herber (NFL, UP, Eye)  
   B Clarke Hinkle (Eye, NFL, UP)  
   T Cal Hubbard (NFL, UP, Eye)  
   E Tom Nash (UP, Eye)  
   G Joe Zeller (UP)  
 1933 — E Lavvie Dilweg (UP)  
   B Clarke Hinkle (UP, CN, Gaz)  
   T Cal Hubbard (NFL, UP, CN, Gaz, Eye)  
 1934 — C Nate Barragar (NFL)  
   B Clarke Hinkle (UP, Gaz)  
   G Mike Michalske (Gaz, NFL, CN)  
 1935 — C Nate Barragar (Gaz)  
   G Lon Evans (NFL)  
   B Arnie Herber (Eye, NFL, Gaz)  
   B Clarke Hinkle (UP)  
   E Don Hutson (NFL, UP)  
   G Mike Michalske (NFL, Gaz, CN, UP)  
   B George Sauer (Gaz)  
   T Ade Schwammle (UP)  
 1936 — G Lon Evans (NFL, UP, Eye, CN)  
   E Milt Gantenbein (UP, CN, NFL, Eye)  
   B Arnie Herber (CN, NFL, Eye)  
   FB Clarke Hinkle (NFL, UP)  
   E Don Hutson (NFL, Eye, UP, CN)  
   T Ade Schwammle (Eye)  
   T Ernie Smith (NFL, UP)  
 1937 — G Lon Evans (NFL, NY)  
   E Milt Gantenbein (NFL)  
   FB Clarke Hinkle (NFL, UP, INS, NY, Eye)  
   E Don Hutson (INS, NY, Eye, NFL, UP)  
   G Russ Letlow (Eye)  
   T Ernie Smith (NFL, INS, NY)
- 1938 — E Milt Gantenbein (NFL, UP)  
   FB Clarke Hinkle (NFL, UP, FW, INS, NY, Eye)  
   E Don Hutson (NFL, UP, FW, INS, NY)  
   B Cecil Isbell (NFL, UP, FW, INS, NY)  
   G Russ Letlow (NFL, FW, INS, Eye, UP, NY)  
 1939 — B Larry Craig (HA)  
   G Buckets Goldenberg (HA)  
   B Clarke Hinkle (UP)  
   E Don Hutson (NFL, UP, FW, INS, NY, Eye, HA)  
   B Cecil Isbell (INS)  
   G Russ Letlow (NY, Eye, HA)  
   T Baby Ray (Eye, UP, HA)  
 1940 — C Charley Brock (Eye)  
   B Clarke Hinkle (INS, NFL, HA)  
   E Don Hutson (NFL, AP, UP, NY, Eye, HA, INS)  
   B Cecil Isbell (NFL, UP, Eye)  
   G Russ Letlow (NY, Eye, HA)  
   E Carl Mulleneaux (UP)  
 1941 — FB Clarke Hinkle (NFL, AP, NY)  
   E Don Hutson (NFL, AP, UP, NY, Eye, HA)  
   B Cecil Isbell (NFL, AP, UP, NY, Eye, HA)  
   T Baby Ray (UP, Eye, NY)  
   E Ray Riddick (NFL)  
   C George Svendsen (NFL, UP, Eye)  
   G Pete Tinsley (AP, NY, HA)  
 1942 — G Buckets Goldenberg (NFL, AP)  
   E Don Hutson (NFL, AP, INS, NY)  
   B Cecil Isbell (NFL, NY, AP, INS)  
 1943 — T Chet Adams (HA, AP, NY)  
   C Charley Brock (AP, PFI, HA)  
   B Tony Canadeo (AP, NY, INS, UP, PFI, HA)  
   E Don Hutson (AP, UP, NY, PFI, INS, HA)  
   T Baby Ray (PFI, UP, INS, NY)  
 1944 — C Charley Brock (UP)  
   E Don Hutson (AP, UP, INS, NY, PFI)  
   T Baby Ray (PFI, UP, INS, NY)  
 1945 — C Charley Brock (AP, UP, INS, NY, PFI, HA)  
   B Ted Fritsch (UP, HA, INS, NY)  
   E Don Hutson (AP, UP, NY, PFI, INS, HA)  
 1946 — C Charley Brock (PFI, UP)  
   FB Ted Fritsch (AP, HA, UP, NY, PFI)  
   E Nolan Luhn (PFI)  
 1947 — HB Tony Canadeo (UP)  
   DE Larry Craig (PFI, HA)  
   FB Walt Schlinkman (HA, UP, PFI)  
   G Dick Wildung (PFI, HA, UP)  
 1948 — HB Tony Canadeo (UP, PFI)  
   T Dick Wildung (NY)  
 1949 — HB Tony Canadeo (INS, UP, AP, NY)  
   T Dick Wildung (NY, UP)  
 1950 — HB Billy Grimes (NY, AP)  
   DT Ed Neal (NY)  
   C-LB Clayton Tonemaker (UP, NY, AP)  
 1951 — C Jay Rhodemyre (NY)  
 1952 — E Billy Howton (NY, AP, UP)  
 1953 — DB Bobby Dillon (NY)  
 1954 — DB Bobby Dillon (AP, NEA, NY)  
   DT Dave Hanner (NEA)  
   DE John Martinkovic (NY)  
   LB Clayton Tonemaker (NY, AP, UP)  
   DB Val Joe Walker (AP)  
   LB Roger Zatkoff (UP, NEA, AP)
- 1955 — DB Bobby Dillon (AP, UP, NEA, TSN, NY)  
   RB Howie Ferguson (NEA, TSN, AP, UP, NY)  
   E Billy Howton (NEA, NY)  
   QB Tobin Rote (NEA, AP, NY)  
   LB Roger Zatkoff (AP, TSN, NEA, NY)  
 1956 — DB Bobby Dillon (UP, NEA, NY, AP)  
   E Billy Howton (AP, UP, NEA, NY)  
   QB Tobin Rote (AP, UP, NEA, NY)  
   LB Roger Zatkoff (NEA, NY)  
 1957 — DB Bobby Dillon (AP, UP, NEA, NY)  
   E Billy Howton (AP, UP, NEA, NY)  
   C Jim Ringo (AP, NEA, UP)  
 1958 — DB Bobby Dillon (AP, UP, NEA, NY)  
   C Jim Ringo (NY, AP, UPI, NEA)  
 1959 — DB Bobby Dillon (NY, AP, UPI, NEA)  
   LB Bill Forester (NY)  
   T Forrest Gregg (AP, UPI, NEA)  
   RB Paul Hornung (AP, UPI)  
   C Jim Ringo (AP, UPI, NEA, NY)  
   LB Bill Forester (AP, UPI, NEA, NY)  
   T Forrest Gregg (AP, UPI, NEA, NY)  
   RB Paul Hornung (AP, UPI, NEA)  
 1960 — LB Bill Forester (AP, UPI, NEA, NY)  
   T Forrest Gregg (AP, UPI, NEA, NY)  
   RB Paul Hornung (AP, UPI, NEA, NY)  
   DT Henry Jordan (AP, UPI, NY, NEA)  
   G Jerry Kramer (AP, UPI, NY)  
   C Jim Ringo (AP, UPI, NEA, NY)  
   RB Jim Taylor (AP, UPI, NEA, NY)  
   CB Jesse Whittenton (AP, UPI)  
 1961 — LB Dan Currie (UPI, NEA)  
   LB Bill Forester (AP, UPI, NY, NEA)  
   T Forrest Gregg (UPI, NY)  
   RB Paul Hornung (AP, UPI, NY, NEA)  
   DT Henry Jordan (AP, UPI, NEA, NY)  
   G Jerry Kramer (NY)  
   C Jim Ringo (AP, UPI, NEA, NY)  
   QB Bart Starr (NEA, NY)  
   RB Jim Taylor (NEA, UPI, NY)  
   G Fuzzy Thurston (AP, UPI, NEA, NY)  
   CB Jesse Whittenton (AP, UPI, NEA)

## NFL ALL-PRO TEAM HISTORY

AP—Associated Press, 1940-present

CPF—College &amp; Pro Football Newsweekly,

1967-present

CN—Chicago Daily News, 1933-36

Eye—Collyer's Eye Magazine, 1923-26; Collyer's

Eye and The Baseball World Magazine, 1929-41

FD—Football Digest, 1980-2005

FN—Football News, AII-NFC, 1985-2001

FW—Pro Football Writers of America,

1938-40, 1966-present (in conjunction with

Pro Football Weekly from 1992-2012)

Gaz—Green Bay Press-Gazette, 1923-31, 1933-35

HA—Chicago Herald-American, 1939-41, 1943,

1945-48

Halas—George Halas, for several newspapers, 1922

HOF—Pro Football Hall of Fame, 1969

INS—International News Service, 1937-40, 1942-

45, 1949

NEA—Newspaper Enterprise Association, 1954-92

NFL—Official NFL Recognition, 1931-42

NY—New York Daily News, 1937-61, 1963-69

PFI—Pro Football Illustrated, 1943-48

PFW—Pro Football Weekly, 1968-84, 1986-91 (FW

selections, 1992-2012)

SI—Sports Illustrated, 1981-present

Smi—Wilfrid Smith, for The Chicago Tribune,

1926-29

TSN—The Sporting News, 1948, 1954-81,

1983-present

UP—United Press, 1931-41, 1943-57

UPI—United Press International, 1958-96

USA—USA Today, 1990s-present

\*—First-team recognition in bold



## FIRST-TEAM ALL-NFC

- 1962** — CB Herb Adderley (AP, UPI, NEA)  
LB Dan Currie (AP, NEA, UPI)  
DE Willie Davis (AP, UPI)  
LB Bill Forester (AP, NEA, UPI)  
T Forrest Gregg (AP, NEA, UPI)  
DT Henry Jordan (AP, NEA, UPI)  
G Jerry Kramer (AP, NEA, UPI)  
TE Ron Kramer (AP, NEA, UPI)  
LB Ray Nitschke (AP, NEA)  
C Jim Ringo (AP, NEA, UPI)  
QB Bart Starr (AP, NEA, UPI)  
RB Jim Taylor (AP, NEA, UPI)  
G Fuzzy Thurston (UPI, AP, NEA)  
S Willie Wood (AP, UPI, NEA)
- 1963** — CB Herb Adderley (AP, UPI, NY)  
LB Dan Currie (NEA, NY, AP)  
DE Willie Davis (UPI, NEA, NY)  
LB Bill Forester (UPI, NEA)  
T Forrest Gregg (AP, NEA, UPI, NY)  
DT Henry Jordan (AP, NEA, UPI, NY)  
G Jerry Kramer (AP, NEA, UPI, NY)  
TE Ron Kramer (AP, UPI, NEA, NY)  
FB Tom Moore (AP)  
LB Ray Nitschke (NY)  
C Jim Ringo (AP, NEA, UPI, NY)  
RB Jim Taylor (AP, UPI, NEA, NY)  
G Fuzzy Thurston (UPI)  
S Willie Wood (NEA, UPI)
- 1964** — CB Herb Adderley (AP, UPI, NEA, NY)  
DE Willie Davis (AP, NEA, UPI, NY)  
T Forrest Gregg (AP, NEA, UPI, NY)  
DT Henry Jordan (AP, UPI, NY)  
LB Ray Nitschke (AP, UPI, NY)  
QB Bart Starr (AP)  
RB Jim Taylor (UPI, NEA, NY)  
G Fuzzy Thurston (NY)  
S Willie Wood (AP, NEA, UPI, NY)
- 1965** — CB Herb Adderley (AP, NEA, UPI, NY)  
DE Willie Davis (AP, NEA, UPI, NY)  
T Forrest Gregg (AP, UPI, NY)  
LB Ray Nitschke (UPI, AP, NY)  
S Willie Wood (AP, NEA, UPI, NY)
- 1966** — CB Herb Adderley (AP, NEA, UPI, FW, NY)  
LB Lee Roy Caffey (AP, UPI, NY)  
DE Willie Davis (AP, NEA, UPI, FW, NY)  
T Forrest Gregg (AP, NEA, UPI, FW, NY)  
DT Henry Jordan (AP, UPI, NY)  
G Jerry Kramer (AP, UPI, FW, NY)  
LB Ray Nitschke (AP, NEA, UPI, FW, NY)  
QB Bart Starr (AP, NEA, UPI, FW, NY)  
FB Jim Taylor (UPI)  
G Fuzzy Thurston (NY)  
S Willie Wood (AP, NEA, UPI, FW, NY)
- 1967** — CB Herb Adderley (AP, NEA, NY)  
DE Willie Davis (AP, NEA, UPI, NY)  
T Forrest Gregg (AP, UPI, NY, NEA)  
DB Bob Jeter (AP, NEA, UPI, NY)  
DT Henry Jordan (NY)  
G Jerry Kramer (AP, UPI, NY, NEA)  
LB Ray Nitschke (AP, NY)  
LB Dave Robinson (AP, NEA, UPI, NY)  
S Willie Wood (AP, UPI, NY, NEA)
- 1968** — E Carol Dale (NEA)  
G Gale Gillingham (UPI, NEA)  
CB Bob Jeter (NEA)  
G Jerry Kramer (AP)  
LB Dave Robinson (UPI, NEA, NY, FW)  
S Willie Wood (UPI, NY, PFW, AP, NEA)
- 1969** — CB Herb Adderley (AP, PFW, HOF, FW, NY)  
G Gale Gillingham (AP, NEA, HOF, UPI)  
LB Ray Nitschke (FW, NEA)  
LB Dave Robinson (AP, UPI, NEA, PFW, NY, HOF, FW)  
S Willie Wood (NEA)
- 1970** — G Gale Gillingham (AP, UPI, TSN, PFW)  
S Willie Wood (TSN)
- 1971** — G Gale Gillingham (UPI, TSN, PFW)  
RB John Brockington (AP, UPI, TSN, PFW)
- 1972** — RB John Brockington (AP, UPI, TSN)  
CB Ken Ellis (AP, UPI)  
K Chester Marcol (AP, TSN, PFW)
- 1973** — G Gale Gillingham (PFW)  
RB John Brockington (AP, UPI, TSN, PFW)  
CB Ken Ellis (AP, UPI, TSN, PFW)
- 1974** — G Gale Gillingham (AP, UPI, TSN)  
LB Ted Hendricks (AP, UPI, TSN, PFW)  
K Chester Marcol (UPI, TSN, PFW)
- 1975** — LB Fred Carr (TSN)
- 1978** — RB Terrell Middleton (TSN)  
CB Willie Buchanon (AP, UPI, TSN, PFW)
- 1980** — WR James Lofton (UPI, PFW)  
**1981** — WR James Lofton (UPI, PFW)  
C Larry McCarren (PFW)  
**1982** — WR James Lofton (UPI)  
C Larry McCarren (UPI)  
**1983** — TE Paul Coffman (UPI, PFW)  
**1984** — TE Paul Coffman (UPI, PFW)  
P Bucky Scribner (UPI)  
**1988** — LB Tim Harris (PFW)  
**1989** — WR Sterling Sharpe (UPI, PFW)  
LB Tim Harris (UPI, PFW)  
**1992** — WR Sterling Sharpe (UPI, FW)  
S Chuck Cecil (FW)  
**1993** — WR Sterling Sharpe (UPI, FW)  
DE Reggie White (UPI, FW)  
S LeRoy Butler (UPI, FW)  
**1994** — LB Bryce Paup (UPI, FW)  
**1995** — TE Mark Chmura (AP, FW)  
QB Brett Favre (UPI, FW)  
DE Reggie White (UPI, FW)  
**1996** — QB Brett Favre (FW)  
DE Reggie White (FW)  
S LeRoy Butler (FW)  
PR Desmond Howard (FW)  
**1997** — S LeRoy Butler (FN)  
QB Brett Favre (FN)  
RB Dorsey Levens (FN)  
DE Reggie White (FN)
- 1970** — G Gale Gillingham (AP, NEA)  
S Willie Wood (NEA)
- 1971** — RB John Brockington (AP, FW, NEA, PFW)  
G Gale Gillingham (NEA, FW)  
**1972** — CB Ken Ellis (AP, FW)  
K Chester Marcol (AP, FW, NEA, PFW)
- 1973** — RB John Brockington (NEA, AP, FW)  
CB Ken Ellis (FW)  
G Gale Gillingham (FW)
- 1974** — G Gale Gillingham (NEA)  
LB Ted Hendricks (AP, FW, NEA, PFW)  
K Chester Marcol (AP, FW, PFW)
- 1975** — LB Fred Carr (NEA)
- 1978** — CB Willie Buchanon (AP, FW, PFW, NEA)
- 1980** — WR James Lofton (FW, NEA, TSN, PFW, AP)
- 1981** — WR James Lofton (AP, FW, NEA, TSN, PFW)
- 1982** — LB George Cumbly (NEA)  
LB Mike Douglass (PFW)  
WR James Lofton (AP, NEA)
- 1983** — LB Mike Douglass (SI)  
WR James Lofton (AP, FW)  
C Larry McCarren (NEA)
- 1984** — TE Paul Coffman (NEA)  
WR James Lofton (NEA)
- 1985** — WR James Lofton (NEA)
- 1988** — LB Tim Harris (NEA, AP, SI)
- 1989** — LB Tim Harris (AP, FW, NEA, TSN, PFW, SI)  
QB Don Majkowski (AP)  
G Rich Moran (NEA)  
WR Sterling Sharpe (AP, FW, NEA, TSN, PFW, SI)  
**1990** — C James Campen (USA)  
WR Sterling Sharpe (NEA)  
**1992** — S Chuck Cecil (CPF)  
TE Jackie Harris (NEA)  
WR Sterling Sharpe (AP, FW, TSN, NEA, CPF, FD)  
**1993** — S LeRoy Butler (AP, FW, TSN, SI, FD)  
K Chris Jacke (AP, CPF)  
WR Sterling Sharpe (AP, FW, TSN, SI, USA, FD)  
DE Reggie White (TSN, AP, CPF, FD)  
**1994** — LB Bryce Paup (USA)  
DE Reggie White (AP, SI)  
**1995** — WR Robert Brooks (USA)  
TE Mark Chmura (CPF, FD)  
QB Brett Favre (AP, FW, TSN, SI, USA, FD)  
DE Reggie White (AP, FW, TSN, USA, CPF, FD)  
**1996** — S LeRoy Butler (AP, FW, TSN, SI, USA, FD)  
QB Brett Favre (AP, FW, TSN, SI, USA, CPF, FD)  
PR Desmond Howard (FW, TSN, USA, CPF, FD)  
S Eugene Robinson (SI)  
DE Reggie White (AP, CPF)

\*—First-team recognition in bold

- 1977 — S LeRoy Butler  
(**AP, FW, TSN, SI, USA, CPF**)  
CB Doug Evans (**FD**)  
QB Brett Favre  
(**AP, FW, TSN, USA, CPF, FD**)  
P Craig Hentrich (**CPF**)  
ST Travis Jervey (**FW**)  
DE Reggie White (**AP**)  
LB Brian Williams (**USA**)
- 1998 — S LeRoy Butler  
(**AP, FW, TSN, USA**)  
WR Antonio Freeman  
(**AP, FW, SI, TSN, CPF, FD**)  
ST Travis Jervey (**FD**)  
KR Roell Preston (**FW, FD**)  
DE Reggie White  
(**AP, FW, TSN, CPF, FD**)
- 1999 — C Frank Winters (**USA**)
- 2000 — S Darren Sharper  
(**AP, FW, TSN, USA, CPF, SI**)
- 2001 — QB Brett Favre (**AP**)  
RB Ahman Green (**AP**)  
S Darren Sharper (**SI**)
- 2002 — QB Brett Favre (**AP, SI**)  
S Darren Sharper (**AP, TSN, FD**)
- 2003 — RB Ahman Green (**FD**)  
K Ryan Longwell (**FD**)  
G Marco Rivera (**AP, FD**)  
G Mike Wahle (**SI**)
- 2004 — FB William Henderson (**AP, CPF**)  
K Ryan Longwell (**FD**)
- 2006 — DE Aaron Kampman (**AP**)
- 2007 — LB Nick Barnett (**AP**)  
QB Brett Favre (**AP**)  
CB Al Harris (**AP**)  
DE Aaron Kampman (**AP, SI**)
- 2008 — S Nick Collins (**AP**)  
CB Charles Woodson (**AP**)

- 2009 — S Nick Collins (**AP**)  
CB Charles Woodson (**AP, FW, TSN, SI**)
- 2010 — S Nick Collins (**AP**)  
LB Clay Matthews (**AP, FW, TSN, SI**)  
CB Charles Woodson (**AP**)
- 2011 — FB John Kuhn (**AP**)  
QB Aaron Rodgers (**AP, FW, TSN, SI**)  
C Scott Wells (**SI**)  
CB Charles Woodson (**AP, TSN**)
- 2012 — QB Aaron Rodgers (**AP**)  
LB Clay Matthews (**AP**)
- 2013 — RB Eddie Lacy (**AP**)  
G Josh Sitton (**AP**)
- 2014 — WR Jordy Nelson (**AP, TSN**)  
FB John Kuhn (**AP**)  
QB Aaron Rodgers (**AP, FW, TSN, SI**)  
G Josh Sitton (**AP, FW, SI, TSN**)
- 2015 — G Josh Sitton (**AP**)
- 2016 — T David Bakhtiari (**AP**)  
S Ha Ha Clinton-Dix (**AP**)
- 2017 — T David Bakhtiari (**AP**)
- 2018 — T David Bakhtiari (**AP, FW**)
- 2019 — T David Bakhtiari (**AP**)
- 2020 — WR Davante Adams (**AP, FW, TSN**)  
CB Jaire Alexander (**AP**)  
T David Bakhtiari (**AP, FW, TSN**)  
C Corey Linsley (**AP, FW**)  
QB Aaron Rodgers (**AP, FW**)  
LB Za'Darius Smith (**AP**)
- 2021 — WR Davante Adams (**AP, FW, TSN**)  
LB De'Vondre Campbell (**AP, FW**)  
QB Aaron Rodgers (**AP, FW, TSN**)
- 2022 — CB Jaire Alexander (**AP, FW**)  
KR Keisean Nixon (**AP, FW**)

\*First-team recognition in bold

**MVP/PLAYER OF THE YEAR**

- 1941 — Don Hutson, E (**NFL**)  
1942 — Don Hutson, E (**NFL**)  
1961 — Paul Hornung, HB  
(**AP, UPI, TSN, MC**)  
1962 — Jim Taylor, FB (**AP, NEA**)  
1966 — Bart Starr, QB  
(**AP, FW, UPI, TSN, NEA**)  
1995 — Brett Favre, QB  
(**AP, TSN, FW, MC**)  
1996 — Brett Favre, QB  
(**AP, FW, TSN, FW, MC**)  
1997 — Brett Favre, QB (**AP**)  
2011 — Aaron Rodgers, QB (**AP, FW, SI, MC**)  
2014 — Aaron Rodgers, QB (**AP, FW, SI**)  
2020 — Aaron Rodgers, QB (**AP, FW, SI**)  
2021 — Aaron Rodgers, QB (**AP, FW**)

**OFFENSIVE MVP/  
PLAYER OF THE YEAR**

- 1995 — Brett Favre, QB  
(**AP, FW, UPI-NFC**)  
1996 — Brett Favre, QB (**UPI-NFC, FW**)  
2011 — Aaron Rodgers, QB (**TSN, FW**)  
2014 — Aaron Rodgers, QB (**TSN**)

**DEFENSIVE MVP/  
PLAYER OF THE YEAR**

- 1989 — Tim Harris, LB (**NEA**)  
1995 — Reggie White, DE (**UPI-NFC**)  
1998 — Reggie White, DE (**AP, FW**)  
2009 — Charles Woodson, CB (**AP, FW**)  
2010 — Clay Matthews, LB (**FW, TSN**)

**SUPER BOWL MVP**

- I — Bart Starr, QB  
II — Bart Starr, QB  
XXXI — Desmond Howard, KR  
XLV — Aaron Rodgers, QB

**PRO BOWL MVP**

- 1982 — John Jefferson (tie)

**NFL ROOKIE OF THE YEAR**

- 1959 — Boyd Dowler, E (**UPI**)  
2013 — Eddie Lacy, RB (**FW**)

**NFC ROOKIE OF THE YEAR**

- 1971 — John Brockington, RB  
(**UPI, TSN, NEA**)  
1972 — Chester Marcol, K (**UPI, TSN**)  
1972 — Willie Buchanon, CB (**NEA**)

**NFL OFFENSIVE  
ROOKIE OF THE YEAR**

- 1971 — John Brockington, RB (**AP**)  
2013 — Eddie Lacy, RB (**AP**)

**NFL DEFENSIVE  
ROOKIE OF THE YEAR**

- 1972 — Willie Buchanon, CB (**AP**)  
1984 — Tom Flynn, S (**FW**)

**NFL COMEBACK  
PLAYER OF THE YEAR**

- 1997 — Robert Brooks, WR (**FW**)  
2016 — Jordy Nelson, WR (**AP, FW, SI, TSN**)

**NFL COACH OF THE YEAR**

- 1959 — Vince Lombardi (**AP, UPI**)  
1961 — Vince Lombardi (**TSN**)  
1967 — Vince Lombardi (**FW**)  
1989 — Lindy Infante (**AP, TSN**)  
2011 — Mike McCarthy (**MC**)

**NFC COACH OF THE YEAR**

- 1972 — Dan Devine (**UPI, FW**)  
1989 — Lindy Infante (**UPI, FW**)

**NFL**—Official NFL award (Joe F. Carr Trophy); **AP**—Associated Press; **UPI**—United Press International; **TSN**—The Sporting News; **FW**—Pro Football Writers of America; **PFW**—Pro Football Weekly; **SI**—Sports Illustrated; **NEA**—Newspaper Enterprise Association; **MC**—Maxwell Club of Philadelphia (Bert Bell Trophy)

**PFWA ALL-ROOKIE TEAM, 1974-2022**

- |                              |                             |
|------------------------------|-----------------------------|
| 1975 — Johnnie Gray, S       | 2005 — Nick Collins, S      |
| 1976 — Mark Koncar, T        | 2006 — Daryn Colledge, G    |
| 1977 — Mike Butler, DE       | A.J. Hawk, LB               |
| 1978 — John Anderson, LB     | Greg Jennings, WR           |
| James Lofton, WR             | 2009 — Clay Matthews, LB    |
| 1984 — Alphonso Carreker, DE | B.J. Raji, DL               |
| Tom Flynn, S                 | 2010 — Bryan Bulaga, T      |
| 1985 — Brian Noble, LB       | 2011 — Randall Cobb, KR     |
| 1987 — Frankie Neal, WR      | 2012 — Casey Hayward, CB    |
| 1989 — Chris Jacke, K        | 2013 — Eddie Lacy, RB       |
| 1993 — Wayne Simmons, LB     | 2014 — Ha Ha Clinton-Dix, S |
| George Teague, S             | Corey Linsley, C            |
| 1996 — John Michels, T       | 2018 — Jaire Alexander, CB  |
| 1997 — Ross Verba, T         | 2019 — Elgton Jenkins, G    |
| 1998 — Vonnie Holliday, DE   | Darnell Savage, S           |
| 2000 — Na'il Diggs, LB       | 2022 — Quay Walker, LB      |
| 2003 — Nick Barnett, LB      |                             |

\* In conjunction with Pro Football Weekly from 1992-2012



Alexander



Jenkins



Walker

**CONSENSUS ALL-PROS**

- |                                 |                         |
|---------------------------------|-------------------------|
| 5 Don Hutson (1939, 1941-44)    | Ted Fritsch (1946)      |
| Jim Ringo (1959-63)             | Paul Hornung (1960)     |
| 4 Forrest Gregg (1962-64, 1966) | Fuzzy Thurston (1961)   |
| Willie Davis (1964-67)          | Dan Currie (1962)       |
| LeRoy Butler (1993, 1996-98)    | Bill Forester (1962)    |
| 3 Bobby Dillon (1955, 1957-58)  | Jim Taylor (1962)       |
| Sterling Sharpe (1989, 1992-93) | Ray Nitschke (1966)     |
| Brett Favre (1995-97)           | Bart Starr (1966)       |
| 2 Lavvie Dilweg (1929-30)       | Bob Jeter (1967)        |
| Mike Michalske (1929-30)        | Dave Robinson (1967)    |
| Cal Hubbard (1932-33)           | John Brockington (1971) |
| Clarke Hinkle (1937-38)         | Chester Marcol (1972)   |
| Billy Howton (1956-57)          | Ted Hendricks (1974)    |
| Henry Jordan (1961, 1963)       | James Lofton (1981)     |
| Jerry Kramer (1962-63)          | Tim Harris (1989)       |
| Herb Adderley (1965-66)         | Antonio Freeman (1998)  |
| Willie White (1965-66)          | Darren Sharper (2000)   |
| Reggie Wood (1995, 1998)        | Charles Woodson (2009)  |
| 1 Lon Evans (1936)              | Clay Matthews (2010)    |
| Cecil Isbell (1941)             | Davante Adams (2021)    |



Kramer



Adams

## PRO BOWL SELECTIONS

- 1938** — FB Clarke Hinkle, QB Cecil Isbell, G Russ Letlow
- 1939** — After winning the 1939 NFL championship, the Packers played the Pro All-Stars in the second Pro Bowl. The game was played Jan. 14, 1940.
- 1940** — C Charley Brock, FB Clarke Hinkle, E Don Hutson, E Carl Mulleneaux
- 1941** — QB/E Larry Craig, E Don Hutson, QB Cecil Isbell
- 1942** — C Charley Brock, QB/E Larry Craig, E Don Hutson, QB Cecil Isbell
- 1950** — **HB Billy Grimes**, C Ed Neal, \*LB Clayton Tonnenmaker
- 1951** — HB Billy Grimes, T Dick Wildung
- 1952** — E Billy Howton, G Deral Teteak, E Abner Wimberly
- 1953** — DT Dave Hanner, E John Martinkovic, LB Clayton Tonnenmaker
- 1954** — DT Dave Hanner, E John Martinkovic, LB Roger Zatkoff
- 1955** — **DB Bobby Dillon**, **FB Howie Ferguson**, E Billy Howton, E John Martinkovic, LB Roger Zatkoff
- 1956** — **DB Bobby Dillon**, **E Billy Howton**, QB Tobin Rote, LB Roger Zatkoff
- 1957** — **DB Bobby Dillon**, **E Billy Howton**, **C Jim Ringo**
- 1958** — **DB Bobby Dillon**, **C Jim Ringo**
- 1959** — LB Bill Forester, T Forrest Gregg, RB Paul Hornung, **C Jim Ringo**, S Ernie Tunnel
- 1960** — LB Dan Currie, LB Bill Forester, T Forrest Gregg, **RB Paul Hornung**, DT Henry Jordan, **C Jim Ringo**, QB Bart Starr, **FB Jim Taylor**
- 1961** — **LB Bill Forester**, T Forrest Gregg, **DT Henry Jordan**, E Max McGee, **C Jim Ringo**, **QB Bart Starr**, **FB Jim Taylor**, **DB Jesse Whittenton**
- 1962** — **LB Bill Forester**, T Forrest Gregg, **G Jerry Kramer**, TE Ron Kramer, RB Tom Moore, **C Jim Ringo**, **QB Bart Starr**, \*FB Jim Taylor, **S Willie Wood**
- 1963** — **CB Herb Adderley**, DE Willie Davis, T Forrest Gregg, DT Henry Jordan, **G Jerry Kramer**, **C Jim Ringo**, **FB Jim Taylor**, **DB Jesse Whittenton**
- 1964** — **CB Herb Adderley**, **DE Willie Davis**, T Forrest Gregg, **LB Ray Nitschke**, **FB Jim Taylor**, **S Willie Wood**
- 1965** — **CB Herb Adderley**, **LB Lee Roy Caffey**, **DE Willie Davis**, WR Boyd Dowler, **S Willie Wood**
- 1966** — **CB Herb Adderley**, **DE Willie Davis**, T Forrest Gregg, DT Henry Jordan, **LB Dave Robinson**, T Bob Skoronski, **QB Bart Starr**, **S Willie Wood**
- 1967** — **CB Herb Adderley**, K Don Chandler, **DE Willie Davis**, **WR Boyd Dowler**, T Forrest Gregg, **DB Bob Jeter**, **G Jerry Kramer**, **LB Dave Robinson**, **S Willie Wood**
- 1968** — RB Donny Anderson, WR Carroll Dale, T Forrest Gregg, **S Willie Wood**
- 1969** — **WR Carroll Dale**, G Gale Gillingham, **DB Bob Jeter**, **LB Dave Robinson**, **S Willie Wood**
- 1970** — LB Fred Carr, WR Carroll Dale, G Gale Gillingham, S Willie Wood
- 1971** — **RB John Brockington**, G Gale Gillingham
- 1972** — **RB John Brockington**, DT Bob Brown, LB Fred Carr, K Chester Marcol
- 1973** — **RB John Brockington**, \*CB Willie Buchanan, **LB Jim Carter**, **CB Ken Ellis**, \*G Gale Gillingham
- 1974** — **CB Willie Buchanan**, **CB Ken Ellis**, G Gale Gillingham, **LB Ted Hendricks**, K Chester Marcol
- 1975** — **LB Fred Carr**, KR Steve Odum
- 1978** — **CB Willie Buchanan**, DE Ezra Johnson, **WR James Lofton**, **RB Terrell Middleton**
- 1980** — **WR James Lofton**
- 1981** — **WR James Lofton**
- 1982** — **TE Paul Coffman**, **WR John Jefferson**, **WR James Lofton**, **C Larry McCarren**
- 1983** — **TE Paul Coffman**, **WR James Lofton**, **C Larry McCarren**
- 1984** — **TE Paul Coffman**, **WR James Lofton**
- 1985** — **WR James Lofton**
- 1989** — **RB Brent Fullwood**, **LB Tim Harris**, \*QB Don Majkowski, **WR Sterling Sharpe**
- 1990** — **WR Sterling Sharpe**
- 1992** — **S Chuck Cecil**, **QB Brett Favre**, **WR Sterling Sharpe**
- 1993** — **S LeRoy Butler**, **QB Brett Favre**, \*WR Sterling Sharpe, **DE Reggie White**
- 1994** — **LB Bryce Paup**, \*WR Sterling Sharpe, \*DE Reggie White
- 1995** — **TE Mark Chmura**, **QB Brett Favre**, **DE Reggie White**
- 1996** — **S LeRoy Butler**, **QB Brett Favre**, TE Keith Jackson, **DE Reggie White**, C Frank Winters
- 1997** — **S LeRoy Butler**, TE Mark Chmura, \*QB Brett Favre, ST Travis Jervey, **RB Dorsey Levens**, \*DE Reggie White
- 1998** — **S LeRoy Butler**, **TE Mark Chmura**, **WR Antonio Freeman**, **KR Roell Preston**, **DE Reggie White**
- 2000** — **S Darren Sharper**
- 2001** — \*QB Brett Favre, **TE Bubba Franks**, **RB Ahman Green**
- 2002** — **WR Donald Driver**, \*QB Brett Favre, **TE Bubba Franks**, \*RB Ahman Green, G Marco Rivera, **S Darren Sharper**
- 2003** — \*QB Brett Favre, C Mike Flanagan, **TE Bubba Franks**, **DE Kabeer Gbaj-Biamila**, **RB Ahman Green**, **G Marco Rivera**
- 2004** — **RB Ahman Green**, **FB William Henderson**, **G Marco Rivera**, **WR Javon Walker**
- 2006** — **WR Donald Driver**, DE Aaron Kampman
- 2007** — T Chad Clifton, **WR Donald Driver**, \*QB Brett Favre, **CB Al Harris**, **DE Aaron Kampman**
- 2008** — **S Nick Collins**, **CB Al Harris**, \*CB Charles Woodson
- 2009** — **S Nick Collins**, **LB Clay Matthews**, **QB Aaron Rodgers**, \*CB Charles Woodson
- 2010** — T Chad Clifton, \*S Nick Collins, \*WR Donald Driver, \*LB A.J. Hawk, \*WR Greg Jennings, \*LB Clay Matthews, \*CB Tramon Williams, \*CB Charles Woodson
- 2011** — **WR Greg Jennings**, \*FB John Kuhn, **LB Clay Matthews**, **NT B.J. Raji**, **QB Aaron Rodgers**, **C Scott Wells**, **CB Charles Woodson**
- 2012** — \*LB Clay Matthews, \*QB Aaron Rodgers, C Jeff Saturday, G Josh Sitton
- 2013** — **RB Eddie Lacy**
- 2014** — **WR Randall Cobb**, **FB John Kuhn**, **LB Clay Matthews**, **WR Jordy Nelson**, \*QB Aaron Rodgers, **CB Sam Shields**, G Josh Sitton
- 2015** — **FB John Kuhn**, **LB Clay Matthews**, \*QB Aaron Rodgers, **LB Julius Peppers**, G Josh Sitton
- 2016** — T David Bakhtiari, S Ha Ha Clinton-Dix, \*G T.J. Lang, \*QB Aaron Rodgers
- 2017** — **WR Davante Adams**, **DT Mike Daniels**
- 2018** — **WR Davante Adams**, \*QB Aaron Rodgers
- 2019** — **WR Davante Adams**, **T David Bakhtiari**, **DL Kenny Clark**, \*QB Aaron Rodgers, **LB Za'Darius Smith**
- 2020\*** — **WR Davante Adams**, **CB Jaire Alexander**, **T David Bakhtiari**, **G Elgton Jenkins**, **RB Aaron Jones**, **QB Aaron Rodgers**, **LB Za'Darius Smith**
- 2021** — \*WR Davante Adams, \*DL Kenny Clark, \*QB Aaron Rodgers
- 2022** — **CB Jaire Alexander**, **G Elgton Jenkins**

\* — selected, but did not play  
 \* — game canceled due to COVID-19

## SELECTED AS STARTERS IN BOLD

## OTHER PRO BOWL NOTES

— Years represent the season for which the player was selected, not the year the game was played. Other than in 1940 and 1942, the Pro Bowl has been played in January or February following the regular season. The first game was played following the 1938 season.

— The first five games pitted the NFL champion against the Pro All-Stars. Starting with the game that followed the 1950 season through the one played following the 2012 season, the game matched the stars of each conference. In the games that followed the 2013-15 seasons, the league changed to an unconfederated format in which players were assigned to teams through a draft and starters were selected by the Pro Bowl coaching staffs. The league returned to a traditional AFC vs. NFC format for the Pro Bowl following the 2016 season. In 2023, the Pro Bowl shifted to a Pro Bowl Games format, with events taking place over two days, leading up to 7-on-7 flag football games, rather than the traditional game, on Sunday.

— The game was not held from 1943-49.



PRO BOWL

## PRO BOWL VOTING

- The NFL is the only pro sports league that combines all-star voting by fans, players and coaches.
- NFL players and coaches usually cast their Pro Bowl ballots in Week 15.
- Matt LaFleur and the communications department conduct voting, asking that (1) players not vote for their own teammates, and (2) offensive players and coaches vote for defensive players, and vice versa.
- The consensus ballots of fans, players and coaches each count one-third toward determining the 86-man Pro Bowl roster.
- Fan voting is used to break any tie.
- The NFL became the first professional league to offer online voting, in 1995.
- According to the current Collective Bargaining Agreement, each Pro Bowl player on the winning team earns \$84,000; each Pro Bowl player on the losing team earns \$42,000.

## MONDAY NIGHT FOOTBALL

- On *Monday Night Football* for a **31st consecutive season**, the Packers make two appearances in 2023.
- The Packers own the **NFL's longest appearance streak in the history of MNF** – 31 seasons (1993-2023). Prior to the current 31-year string, Green Bay **didn't appear for six straight years**, 1987-92.
- Brett Favre** and **Robert Brooks** own the *MNF* record for longest pass completion, a 99-yard touchdown strike at Chicago on Sept. 11, 1995 (Packers franchise record, tied NFL record).
- The Packers are **37-32-1** in the regular season on *MNF*.

### MONDAY NIGHT FOOTBALL (37-32-1)

ABC-TV, 1970-2005; ESPN, 2006-Present

Date	Result
10/12/70	W Packers 22, @ San Diego 20
11/09/70	L Baltimore Colts 13, Packers 10 (@ Milw.)
11/01/71	T Packers 14, Detroit 14 (@ Milw.)
11/22/71	L @ Atlanta 28, Packers 21
10/16/72	W Packers 24, @ Detroit 23
09/17/73	W Packers 23, N.Y. Jets 7 (@ Milw.)
11/26/73	L @ San Francisco 20, Packers 6
10/21/74	L @ Chicago Bears 10, Packers 9
09/29/75	L @ Denver 23, Packers 13
11/21/77	L @ Washington 10, Packers 9
10/01/79	W @ Packers 27, New England 14
09/20/82	W Packers 27, @ N.Y. Giants 19
09/26/83	L @ N.Y. Giants 27, Packers 3
10/17/83	W @ Packers 48, Washington 47
12/12/83	W Packers 12, @ Tampa Bay 9 (ot)
10/15/84	L @ Denver 17, Packers 14
10/21/85	L @ Chicago Bears 23, Packers 7
09/22/86	L Chicago Bears 25, @ Packers 12
11/08/93	L @ Kansas City 23, Packers 16
10/31/94	W Packers 33, @ Chicago Bears 6
09/11/95	W Packers 27, @ Chicago Bears 24
09/09/96	W @ Packers 39, Philadelphia 13
10/14/96	W @ Packers 23, San Francisco 20 (ot)
11/18/96	L @ Dallas Cowboys 21, Packers 6
09/01/97	W @ Packers 38, Chicago Bears 24
10/27/97	W Packers 28, @ New England 10
12/01/97	W Packers 27, @ Minnesota 11
10/05/98	L Minnesota 37, @ Packers 24

Date	Result
11/09/98	L @ Pittsburgh 27, Packers 20
12/07/98	L @ Tampa Bay 24, Packers 22
11/01/99	L Seattle 27, @ Packers 7
11/29/99	W Packers 20, @ San Francisco 3
12/20/99	L @ Minnesota 24, Packers 20
11/06/00	W @ Packers 26, Minnesota 20 (ot)
11/27/00	L @ Carolina 31, Packers 14
09/24/01	W @ Packers 37, Washington 0
12/03/01	W @ Packers 28, @ Jacksonville 21
10/07/02	W Packers 34, @ Chicago Bears 21 (Champaign)
11/04/02	W @ Packers 24, Miami 10
09/29/03	W Packers 38, @ Chicago Bears 23
11/10/03	L Philadelphia 17, @ Packers 14
12/22/03	W Packers 41, @ Oakland 7
09/13/04	W Packers 24, @ Carolina 14
10/11/04	L Tennessee Titans 48, @ Packers 27
11/29/04	W @ Packers 45, St. Louis Rams 17
10/03/05	L @ Carolina 32, Packers 29
11/21/05	L Minnesota 20, @ Packers 17
12/19/05	L @ Baltimore Ravens 48, Packers 3
10/02/06	L @ Philadelphia 31, Packers 9
11/27/06	L @ Seattle 34, Packers 24
10/29/07	W Packers 19, @ Denver 13 (ot)
09/08/08	W @ Packers 24, Minnesota 19
11/24/08	L @ New Orleans 51, Packers 29
12/22/08	L @ Chicago Bears 20, Packers 17 (ot)
10/05/09	L @ Minnesota 30, Packers 23
12/07/09	W @ Packers 27, Baltimore Ravens 14
09/27/10	L @ Chicago Bears 20, Packers 17
11/14/11	W @ Packers 45, Minnesota 7
09/24/12	L @ Seattle 14, Packers 12
11/04/13	L Chicago Bears 27, @ Packers 20
12/08/14	W @ Packers 43, Atlanta 37
09/28/15	W @ Packers 38, Kansas City 28
11/28/16	W Packers 27, @ Philadelphia 13
11/06/17	L Detroit 30, @ Packers 17
10/15/18	W @ Packers 33, San Francisco 30
10/14/19	W @ Packers 23, Detroit 22
12/23/19	W Packers 23, @ Minnesota 10
10/05/20	W @ Packers 30, Atlanta 16
09/20/21	W @ Packers 35, Detroit 17
12/19/22	W @ Packers 24, Los Angeles Rams 12

## OTHER PRIME-TIME GAMES

- In all, eight national TV networks have aired a Packers game:

Network	First game	Opponent	Result
Dumont	10/24/53	at Pittsburgh	L, 14-31
CBS	09/30/56	vs. Detroit	L, 16-20
NBC	12/26/60	at Philadelphia	L, 13-17
ABC	10/12/70	at San Diego	W, 22-20
ESPN	12/02/90	at Minnesota	L, 7-23
TNT	10/17/91	vs. Chicago Bears	L, 0-10
FOX	09/04/94	vs. Minnesota	W, 16-10
NFL	12/21/06	vs. Minnesota	W, 9-7

- In Sunday night contests, Green Bay holds a 34-19 mark on the combined ESPN/TNT/NBC series.

### SUNDAY NIGHT GAMES (34-19)

Date	Result
12/02/90	L @ Minnesota 23, Packers 7 (ESPN)
12/13/92	W Packers 16, @ Houston Oilers 14 (ESPN)
10/10/93	W @ Packers 30, Denver 27 (TNT)
12/12/93	W Packers 20, @ San Diego 13 (ESPN)
09/24/95	W Packers 24, @ Jacksonville 14 (TNT)
12/10/95	L @ Tampa Bay 13, Packers 10 (ot) (ESPN)
11/24/96	W Packers 24, @ St. Louis Rams 9 (ESPN)
11/02/97	W @ Packers 20, Detroit 10 (ESPN)
10/10/99	W @ Packers 26, Tampa Bay 23 (ESPN)
12/03/00	W Packers 28, @ Chicago Bears 6 (ESPN)
12/08/02	W @ Packers 26, Minnesota 22 (ESPN)
11/02/03	W Packers 30, @ Minnesota 27 (ESPN)
11/21/04	W Packers 16, @ Houston Texans 13 (ESPN)
12/11/05	W @ Packers 16, Detroit 13 (ot) (ESPN)
12/31/06	W Packers 26, @ Chicago Bears 7 (NBC)
10/07/07	L Chicago Bears 27, @ Packers 20 (NBC)
09/21/08	L Dallas Cowboys 27, @ Packers 16 (NBC)
09/13/09	W @ Packers 21, Chicago Bears 15 (NBC)
10/24/10	W @ Packers 28, Minnesota 24 (NBC)
11/07/10	W @ Packers 45, Dallas Cowboys 7 (NBC)
12/19/10	L @ New England 31, Packers 27 (NBC)
10/09/11	W Packers 25, @ Atlanta 14 (NBC)
12/25/11	W @ Packers 35, Chicago Bears 21 (NBC)
10/14/12	W Packers 42, @ Houston Texans 24 (NBC)
11/25/12	L @ New York Giants 38, Packers 10 (NBC)
12/09/12	W @ Packers 27, Detroit 20 (NBC)
10/27/13	W Packers 44, @ Minnesota 31 (NBC)
10/26/14	L @ New Orleans 44, Packers 23 (NBC)
11/09/14	W @ Packers 55, Chicago Bears 14 (NBC)

Date	Result
11/01/15	L @ Denver 29, Packers 10 (NBC)
01/03/16	L Minnesota 20, @ Packers 13 (NBC)
09/18/16	L @ Minnesota 17, Packers 14 (NBC)
10/09/16	W @ Packers 23, New York Giants 16 (NBC)
11/20/16	L @ Washington 42, Packers 24 (NBC)
01/01/17	W Packers 31, @ Detroit 24 (NBC)
09/17/17	L @ Atlanta 34, Packers 23 (NBC)
11/26/17	L @ Pittsburgh 31, Packers 28 (NBC)
09/09/18	W @ Packers 24, Chicago Bears 23 (NBC)
11/04/18	L @ New England 31, Packers 17 (NBC)
11/25/18	L @ Minnesota 24, Packers 17 (NBC)
10/27/19	W Packers 31, @ Kansas City 24 (NBC)
11/24/19	L @ San Francisco 37, Packers 8 (NBC)
09/27/20	W Packers 37, @ New Orleans 30 (NBC)
11/29/20	W @ Packers 41, Chicago Bears 25 (NBC)
12/27/20	W @ Packers 40, Tennessee Titans 14 (NBC)
09/26/21	W Packers 30, @ San Francisco 28 (NBC)
12/12/21	W @ Packers 45, Chicago Bears 30 (NBC)
01/02/22	W @ Packers 37, Minnesota 10 (NBC)
09/18/22	W @ Packers 27, Chicago Bears 10 (NBC)
10/30/22	L @ Buffalo 27, Packers 17 (NBC)
11/27/22	L @ Philadelphia 40, Packers 33 (NBC)
01/08/23	L Detroit 20, @ Packers 16 (NBC)

### THURSDAY NIGHT GAMES (9-8)

Date	Result
10/17/91	L Chicago Bears 10, @ Packers 0 (TNT)
10/20/94	L @ Minnesota 13, Packers 10 (ot) (TNT)
10/15/98	L @ Detroit 27, Packers 20 (ESPN)
12/21/06	W @ Packers 9, Minnesota 7 (NFLN)
11/29/07	L @ Dallas Cowboys 37, Packers 27 (NFLN)
09/08/11	W @ Packers 42, New Orleans 34 (NBC)
09/13/12	W @ Packers 23, Chicago Bears 10 (NFLN)
09/04/14	L @ Seattle 26, Packers 16 (NBC)
10/02/14	W @ Packers 42, Minnesota 10 (CBS)
12/03/15	W Packers 27, @ Detroit 23 (CBS/NFLN)
10/20/16	W @ Packers 26, Chicago Bears 10 (CBS/NFLN)
09/28/17	W @ Packers 35, Chicago Bears 14 (CBS/NFLN)
11/15/18	L @ Seattle 27, Packers 24 (FOX/NFLN)
09/26/19	L Philadelphia 34, @ Packers 27 (FOX/NFLN)
11/05/20	W Packers 34, @ San Francisco 17 (FOX/NFLN)
10/28/21	W Packers 24, @ Arizona 21 (FOX/NFLN)
11/17/22	L Tennessee Titans 27, @ Packers 17 (FOX/Amazon)



## THANKSGIVING (14-20-2)

Date	Opponent	W/L	Score	Date	Opponent	W/L	Score
N25, 1920	Stambaugh Miners	W	14-0 (NL)	N22, 1956	@ Detroit Lions	W	24-20
N30, 1922	Duluth Kelleys	W	10-0 (NL)	N28, 1957	@ Detroit Lions	L	18-6
N29, 1923	Hammond Pros	W	19-0	N27, 1958	@ Detroit Lions	L	24-14
N27, 1924	@ Kansas City Blues	W	17-6	N26, 1959	@ Detroit Lions	W	24-17
N26, 1925	@ Pottsville Maroons	L	31-0	N24, 1960	@ Detroit Lions	L	23-10
N25, 1926	@ Frankford Yellow Jackets	L	20-14	N23, 1961	@ Detroit Lions	W	17-9
N24, 1927	@ Frankford Yellow Jackets	W	17-9	N22, 1962	@ Detroit Lions	L	26-14
N29, 1928	@ Frankford Yellow Jackets	L	2-0	N28, 1963	@ Detroit Lions	T	13-13
N28, 1929	@ Frankford Yellow Jackets	T	0-0	N26, 1970	@ Dallas Cowboys	L	16-3
N27, 1930	@ Frankford Yellow Jackets	W	25-7	N22, 1984	@ Detroit Lions	L	31-28
N26, 1931	@ Providence Steam Roller	W	38-7	N27, 1986	@ Detroit Lions	W	44-40
N24, 1932	@ Brooklyn Dodgers	W	7-0	N24, 1994	@ Dallas Cowboys	L	42-31
N30, 1933	@ Staten Island Stapletons	W	21-0 (NL)	N22, 2001	@ Detroit Lions	W	29-27
N29, 1934	@ Chicago Cardinals	L	6-0	N27, 2003	@ Detroit Lions	L	22-14
N28, 1935	@ Chicago Cardinals	L	9-7	N22, 2007	@ Detroit Lions	W	37-26
N22, 1951	@ Detroit Lions	L	52-35	N26, 2009	@ Detroit Lions	W	34-12
N27, 1952	@ Detroit Lions	L	48-24	N24, 2011	@ Detroit Lions	W	27-15
N26, 1953	@ Detroit Lions	L	34-15	N28, 2013	@ Detroit Lions	L	40-10
N25, 1954	@ Detroit Lions	L	28-24	N26, 2015	Chicago Bears	L	17-13
N24, 1955	@ Detroit Lions	L	24-10				

NL—Non-league game, not reflected in Thanksgiving W-L record

## GREEN BAY'S 47 OVERTIME GAMES

- Green Bay continues to own the NFL record for most overtime games played in one season – five, in 1983.
- Green Bay has played 47 OT games (18-16-6 regular season, 2-5 playoffs).
- The franchise's first overtime game came in the 1965 Western Conference playoff, a historic 13-10 victory over the Colts.
- The NFL adopted the overtime rule for league games after the 1973 season.
- In addition to the regular season and postseason, the Packers have played six overtime games in the preseason (1-4-1).

## REGULAR SEASON

- Nov. 26, 1978—Green Bay 20, Minnesota 20**, at Green Bay. Packers win toss. Both teams have four possessions.
- Sept. 23, 1979—Minnesota 27, Green Bay 21**, at Minnesota. Vikings win toss. Kramer throws 50-yard touchdown pass to Rashad at 3:18.
- Sept. 7, 1980—Green Bay 12, Chicago Bears 6**, at Green Bay. Bears win toss. Parsons punts and Nixon returns 16 yards. Five plays later, Marcol returns own blocked field goal attempt 24 yards for touchdown at 6:00.
- Oct. 12, 1980—Green Bay 14, Tampa Bay 14**, at Tampa Bay. Packers win toss. Teams trade punts twice. Lee returns second Tampa Bay punt to Green Bay 42. Dickey completes three passes to Buccaneers' 18, where Bimey's 36-yard field goal attempt is wide right as time expires.
- Dec. 19, 1982—Baltimore Colts 20, Green Bay 20**, at Baltimore. Packers win toss. K.Anderson intercepts Dickey's first-down pass attempt. Miller's 44-yard field goal attempt blocked by G.Lewis. Teams trade punts before Stenerud's 47-yard field goal attempt is wide right. Teams trade punts again before time expires.
- Sept. 4, 1983—Green Bay 41, Houston Oilers 38**, at Houston. Packers win toss. Packers score on only OT possession, an 11-play, 59-yard march. Stenerud kicks 42-yard field goal at 5:55.
- Oct. 23, 1983—Minnesota 20, Green Bay 17**, at Green Bay. Packers win toss. Scribner's punt downed on Vikings' 42. Ricardo kicks 32-yard field goal eight plays later at 5:05.
- Nov. 20, 1983—Detroit 23, Green Bay 20**, at Milwaukee. Packers win toss. Scribner punts and Jenkins returns 14 yards to Green Bay 45. Murray's 33-yard field goal attempt is wide left. Whitehurst's pass intercepted by Watkins and returned to Green Bay 27. Murray kicks 37-yard field goal four plays later at 8:30.
- Nov. 27, 1983—Atlanta 47, Green Bay 41**, at Atlanta. Packers win toss. K.Johnson returns interception 31 yards for touchdown at 2:13.
- Dec. 12, 1983—Green Bay 12, Tampa Bay 9**, at Tampa Bay. Packers win toss. Packers convert game's only OT series (11 plays, 65 yards) on Stenerud's 23-yard field goal at 4:07.
- Sept. 30, 1984—Tampa Bay 30, Green Bay 27**, at Tampa Bay. Packers win toss. Scribner punts twice. Scribner punts 44 yards to Tampa Bay 2. Epps returns Garcia's punt 3 yards to Green Bay 27. Scribner's punt downed on Buccaneers' 33. Arini kicks 46-yard field goal 11 plays later at 10:32.
- Sept. 20, 1987—Green Bay 17, Denver 17**, at Milwaukee. Packers win toss. Del Greco's 47-yard field goal attempt is short. Teams trade punts. Elway intercepted by Noble, who returns 10 yards to Green Bay 34. Davis fumbles on next play and Smith recovers. Two plays later, Karlis' 40-yard field goal attempt is wide left. Time expires two plays later.
- Oct. 11, 1987—Detroit 19, Green Bay 16**, at Green Bay. Lions win toss. Prindle's 42-yard field goal attempt is wide left. Packers punt downed on Detroit 17. Prindle kicks 31-yard field goal 16 plays later at 12:26.
- Oct. 18, 1987—Green Bay 16, Philadelphia 10**, at Green Bay. Packers win toss. Hargrove scores on 7-yard run, capping game's only OT possession (10 plays) at 5:04.
- Oct. 29, 1989—Green Bay 23, Detroit 20**, at Milwaukee. Lions win toss. On first play, Murphy intercepts Peete and returns it 3 yards to Lions' 26. Jacke's 38-yard field goal seals the win at 2:14.
- Nov. 3, 1991—New York Jets 19, Green Bay 16**, at New York. Packers win toss. Green Bay drives to New York 24 where Jacke's 42-yard field goal attempt is wide right. Aguiar's punt is fumbled and recovered by New York at Packers' 23. Leahy kicks 37-yard field goal at 9:40.
- Sept. 6, 1992—Minnesota 23, Green Bay 20**, at Green Bay. Vikings win toss. After Minnesota punt, Packers take over at Green Bay 33. Majkowski is intercepted by Glenn at Vikings' 48. Teams trade punts. Packers punt a second time in overtime session with Vikings taking over at their 42. On second play, Allen runs 45 yards up middle to Packers' 11. One play later, Reveiz kicks 26-yard field goal at 10:20.
- Oct. 20, 1994—Minnesota 13, Green Bay 10**, at Minnesota. Vikings win toss. Minnesota drives 62 yards in eight plays; Reveiz kicks 27-yard field goal with 4:26 elapsed.
- Dec. 10, 1995—Tampa Bay 13, Green Bay 10**, at Tampa Bay. Buccaneers win toss. Tampa Bay drives 48 yards in seven plays; Husted kicks 47-yard field goal 3:46 into extra period.
- Oct. 14, 1996—Green Bay 23, San Francisco 20**, at Green Bay. 49ers win toss. After San Francisco fails to pick up first down, Packers take over at own 44. Green Bay covers only 21 yards in six plays to reach 49ers' 35. Jacke sends his 53-yard kick – the longest field goal to win an overtime game in NFL history – squarely down the middle at 3:41.
- Nov. 6, 2000—Green Bay 26, Minnesota 20**, at Green Bay. Packers win toss. After Schroeder's 22-yard reception gets Green Bay across midfield, Freeman makes miraculous catch while flat on his back at Vikings' 15, gets up and runs past stunned Minnesota defenders for 43-yard score with 3:39 elapsed, capping an 82-yard, seven-play drive.
- Dec. 24, 2000—Green Bay 17, Tampa Bay 14**, at Green Bay. Packers win toss. Rossum returns kickoff 29 yards to 38. Aided by Parker's 35 yards on five carries, Green Bay drives 58 yards to Buccaneers' 4. Longwell kicks 22-yard field goal with 6:31 elapsed.
- Sept. 8, 2002—Green Bay 37, Atlanta 34**, at Green Bay. Packers win toss. Roughing-the-kicker penalty keeps Packers' first possession alive, but drive stalls at Atlanta 39. Green Bay holds Falcons to three-and-out, then marches 44 yards in seven plays (six carries and one 18-yard pass from Favre to Walker). Longwell kicks 34-yard field goal with 9:45 elapsed.
- Oct. 12, 2003—Kansas City 40, Green Bay 34**, at Green Bay. Chiefs win toss. Kansas City drives 41 yards to Green Bay 30, where Hunt blocks Anderson's 48-yard field-goal attempt. On next play, Ahman Green blasts into Kansas City territory but fumbles, recovered by Kansas City at Chiefs' 49. Then, on ensuing play, Trent Green hits streaking Kennison for 51-yard touchdown up right sideline with 8:50 left on the clock.
- Dec. 11, 2005—Green Bay 16, Detroit 13**, at Green Bay. Packers win toss. Favre orchestrates 10-play, 56-yard drive, the only possession of the extra period. Packers enter Detroit territory after 15-yard unnecessary-roughness call. Longwell nails 28-yard FG with 9:47 left on the clock.
- Oct. 29, 2007—Green Bay 19, Denver 13**, at Denver. Packers win toss. On first snap, Favre heaves pass off play-action deep down left sideline to Jennings, who has a step on Bly. Jennings catches pass in stride and strolls into end zone untouched for game-winning, 82-yard TD with just 16 seconds elapsed in extra period.

- Nov. 2, 2008—Tennessee Titans 19, Green Bay 16**, at Tennessee. Titans win toss. On the only possession of overtime, Tennessee drives 55 yards on 10 plays to set up Bironas, who missed 47-yard attempt at end of regulation. This one, from 41 yards out, is good with 9:36 left on clock.
- Dec. 22, 2008—Chicago Bears 20, Green Bay 17**, at Chicago. Bears win toss. In frigid conditions, Chicago scores on the only possession of extra frame after a seven-play, 47-yard drive. Long completions to Olsen and Forté set up Gould's 38-yard field goal at 3:32.
- Oct. 10, 2010—Washington 16, Green Bay 13**, at Washington. Packers win toss. Washington takes over at Green Bay 39-yard line following an interception on Packers' second possession of extra period. Benefiting from two defensive penalties on six-play drive, Redskins make it to Packers' 15, where Gano hits 33-yard field goal for win.
- Oct. 17, 2010—Miami 23, Green Bay 20**, at Green Bay. Dolphins win toss. Packers force overtime in consecutive weeks for first time since 1987 with 1-yard Rodgers TD run with :16 remaining in regulation. Miami assumes possession with good field position at own 48-yard line on their second series of OT. Five runs and one pass move ball to Green Bay 26, where Carpenter converts 44-yard field goal.
- Nov. 24, 2013—Green Bay 26, Minnesota 26**, at Green Bay. Packers win toss. After three long completions by Flynn and two runs by Lacy, Packers set up Crosby's 20-yard field goal in overtime. Peterson and Gerhart wear Packers defense down in overtime but settle for Walsh's 35-yard field goal. Marks first tie game for the Packers since 1987 and second tie ever between Packers and Vikings.
- Sept. 24, 2017—Green Bay 27, Cincinnati 24**, at Green Bay. Bengals win toss. On third-and-10 from Packers' 21, Rodgers takes advantage of free play and finds Allison for 72-yard pass, setting up 27-yard field goal from Crosby with 6:26 left in overtime.
- Dec. 3, 2017—Green Bay 26, Tampa Bay 20**, at Green Bay. Packers win toss. On only possession of overtime, Hundley leads drive that goes 72 yards on eight plays, ending with Jones' 20-yard scoring run on his only carry of game at 6:08.
- Dec. 10, 2017—Green Bay 27, Cleveland 21**, at Cleveland. Browns win toss. Packers force overtime in consecutive weeks for first time since 2010 with 1-yard pass to Adams from Hundley with :17 left in regulation after two-touchdown deficit in fourth quarter. Jones intercepts Kizer pass on third down to give Green Bay the ball at Cleveland 42. Adams scores on 25-yard pass from Hundley at 5:12 as Green Bay sets single-season team record with third overtime victory of the season.
- Sept. 16, 2018—Green Bay 29, Minnesota 29**, at Green Bay. Vikings win toss. Carlson's 49-yard field goal attempt is wide right. Teams trade punts. Vikings take over at 20 and drive 63 yards. Carlson is wide right from 35 yards as time expires.
- Dec. 23, 2018—Green Bay 44, New York Jets 38**, at New York. Packers win toss. On the only possession of overtime, Rodgers leads 75-yard drive on eight plays, finishing with 16-yard touchdown pass to Adams with 6:23 left in overtime.
- Nov. 22, 2020—Indianapolis 34, Green Bay 31**, at Indianapolis. Packers win toss. On second-and-2 from Green Bay 30, Valdes-Scantling's short pass from Rodgers is stripped by Blackmon. Colts take over at Packers' 29. Four plays later, Blankenship kicks 39-yard field goal with 7:15 left in overtime.
- Oct. 10, 2021—Green Bay 25, Cincinnati 22**, at Cincinnati. Bengals win toss. After each kicker misses a game-winning field goal in overtime, Rodgers leads drive from Packers' 39. Facing third-and-16, Rodgers hits Cobb for 16 yards to set up fourth-and-inches at Bengals' 32. Crosby drills 50-yard field goal after two-minute warning.
- Oct. 2, 2022—Green Bay 27, New England 24**, at Green Bay. Packers win toss. Both teams trade punts. A 12-play, 77-yard drive on which Dillon earned six times for 25 yards drained the final 6:47. Crosby drills 31-yard field goal for the win.
- Nov. 13, 2022—Green Bay 31, Dallas 28**, at Green Bay. Cowboys win toss. Prescott throws incompletaion on fourth-and-3 at Packers' 35. Jones runs 9 yards on two plays. On third-and-1, Rodgers connects with Lazard on slant route for 36 yards to Dallas 20. Cowboys called for facemask on Jones' 5-yard run, setting up first-and-goal at Dallas 7. Rodgers kneels at 10 to set up Crosby's 28-yard game-winning field goal.

## POSTSEASON

- Dec. 26, 1965—Green Bay 13, Baltimore Colts 10**, at Green Bay. Packers win toss. Moore returns kickoff to Packers' 22. Chandler punts and Haymond returns 9 yards to Colts' 41. Gilburg punts and Wood makes fair catch at Packers' 21. Chandler punts and Haymond returns 1 yard to Colts' 41. Michaels misses 47-yard field goal. Bratkowski, in relief of Starr (injured on game's first play from scrimmage), orchestrates 10-play, 62-yard drive, including 18-yard passes to Anderson and Dale, to penetrate Colts' 20. Chandler's towering kick is good from 25 yards at 13:39. Packers in following week win first of three straight NFL championships (1965-67). Chandler's controversial first field goal, sending contest into OT, sails high above right upright. NFL raises goalposts following season.
- Jan. 4, 2004—Green Bay 33, Seattle 27**, at Green Bay. Seahawks win toss. Morris returns kickoff to 33. On third play, Hawthorne recovers Bannister fumble at Seattle 43, but Holmgren's replay challenge reverses call. Seahawks hold Packers to three-and-out, then drive to midfield. Then, with Green Bay on an all-out blitz, Harris steps in front of quick Hasselbeck pass to left and returns interception 52 yards for touchdown. Packers win first NFL postseason overtime game decided by defensive touchdown.
- Jan. 11, 2004—Philadelphia 20, Green Bay 17**, at Philadelphia. Eagles win toss. Thrash returns kickoff to 28. Packers hold Eagles to three-and-out on first possession. On first Green Bay snap, in the face of heavy Philadelphia blitz, Favre and intended receiver Walker miscommunicate on deep pass, and Dawkins returns interception 35 yards to Packers' 34. Six plays later, Akers kicks 31-yard field goal. Packers become second team in NFL history to play consecutive overtime playoff games (1986 Cleveland Browns).
- Jan. 20, 2010—New York Giants 23, Green Bay 20**, at Green Bay. Packers win toss. Robinson returns kickoff to 26. On second-and-8, Favre's pass for Driver intercepted by Webster and returned 9 yards to Green Bay 34-yard line. After two Bradshaw carries gain 5 yards, Manning throws incomplete on third down. Tynes, who missed field goal tries of 43 and 36 yards late in fourth quarter, hits 47-yard field goal with 2:35 elapsed.
- Jan. 10, 2010—Arizona 51, Green Bay 45**, at Arizona. Packers win toss. On third-and-6 from Green Bay 24, Rodgers is sacked and stripped by Adams. Ball is knocked loose, deflecting off Rodgers' foot and into arms of Dansby, who returns fumble 17 yards for touchdown with 1:18 elapsed.
- Jan. 18, 2015—Seattle 28, Green Bay 22**, at Seattle. Seahawks win toss. Seattle drives for 3:19 and goes 87 yards in six plays. On final play, Wilson hits Kearse on deep pass down the middle for 30-yard touchdown to win game.
- Jan. 16, 2016—Arizona 26, Green Bay 20**, at Arizona. Cardinals win toss. Fitzgerald is uncovered, catches Palmer's short pass and goes 75 yards to Green Bay 5-yard line. On third play, he takes shovel pass and scores winning touchdown with 1:05 elapsed.

## ALL-TIME PRESEASON/NON-LEAGUE RESULTS

1921 (4-0-0)			
	GB	Opp	Attend
S 25 Chicago Boosters .....	13	0	3,500
O 2 Rockford Maroons .....	49	0	
O 9 Chicago Cornell-Hamburgs .....	40	0	
O 16 Beloit Fairies .....	7	0	5,000
1922 (0-1-0)			
S 24 @ Duluth Kelleys .....	2	6	
1923 (1-0-0)			
S 23 Hibbing Miners .....	10	0	2,670
1924 (2-0-0)			
S 14 Ironwood Legionnaires .....	15	0	
S 21 Chicago Bears .....	5	0	4,000
1925 (1-0-0)			
S 13 Iron Mountain All-Stars .....	48	6	4,000
1926 (1-0-0)			
S 12 Iron Mountain All-Stars .....	79	0	3,000
1927 (1-0-0)			
S 11 Milwaukee Eagles .....	34	0	

1928 (1-0-0)			
	GB	Opp	Attend
S 16 Minneapolis Marines .....	19	0	5,000
1929 (1-0-0)			
S 15 Portsmouth Spartans .....	14	0	5,000
1930 (1-0-0)			
S 14 Oshkosh All-Stars .....	46	0	
1932 (1-0-0)			
S 11 Grand Rapids Maroons .....	45	0	3,000
1934 (1-0-0)			
S 9 Fort Atkinson Blackhawks (GB) .....	28	7	4,000
1935 (4-0-0)			
A 31 @ Merrill Fromm Foxes .....	33	0	1,500
S 2 @ Chippewa Falls Marines .....	22	0	6,000
S 4 @ Stevens Point .....	40	0	1,500
S 8 La Crosse Old Style Lagers (GB) .....	49	0	2,500
1936 (1-0-0)			
S 5 Wis. Cardinals of Madison (GB) .....	62	0	2,000
1937 (0-1-0)			
S 1 College All-Stars (@ Chicago) .....	0	6	84,560

# ALL-TIME PRESEASON/NON-LEAGUE RESULTS

(Continued from previous page)

<b>1938 (1-0-0)</b>			
	GB	Opp	Attend
S 5 Cedar Rapids (Iowa) Crush (@ Ironwood, Mich.).....	75	0	5,000

<b>1939 (2-0-1)</b>			
	GB	Opp	Attend
A 25 Pittsburgh Pirates (GB) (Gm. 1).....	7	7	9,416
A 25 Pittsburgh Pirates (GB) (Gm. 2).....	17	0	9,416
S 4 Southwest College All-Stars (@ Dallas).....	31	20	

<b>1940 (2-0-0)</b>			
	GB	Opp	Attend
A 29 College All-Stars (@ Chicago).....	45	28	84,567
S 2 Washington (Milw).....	28	20	14,796

<b>1941 (1-0-1)</b>			
	GB	Opp	Attend
A 23 N.Y. Giants (GB).....	17	17	10,800
S 7 Philadelphia (Milw).....	28	21	10,000

<b>1942 (2-1-0)</b>			
	GB	Opp	Attend
A 30 @ Brooklyn Dodgers.....	21	16	9,874
S 7 Washington (@ Baltimore).....	7	28	55,000
S 13 Western Army All-Stars (Milw).....	36	21	20,000

<b>1943 (2-0-0)</b>			
	GB	Opp	Attend
S 5 Washington (@ Baltimore).....	23	21	45,000
S 11 Phil-Pitt Seagles (@ Pittsburgh).....	28	10	19,369

<b>1944 (1-1-0)</b>			
	GB	Opp	Attend
S 4 Washington (@ Baltimore).....	7	20	40,000
S 7 Sampson Naval Training Center (@ Sampson, N.Y.).....	25	14	10,000
S 10 Boston Yanks (@ Buffalo).....	28	0	17,372

<b>1945 (2-2-0)</b>			
	GB	Opp	Attend
A 30 College All-Stars (@ Chicago).....	19	7	92,753
S 13 @ Philadelphia.....	21	28	90,218
S 19 Pittsburgh (@ Hershey, Pa.).....	38	12	14,521
S 23 @ Washington.....	7	21	27,125

<b>1946 (0-3-0)</b>			
	GB	Opp	Attend
S 6 Philadelphia (Milw).....	6	7	25,000
S 10 Washington (@ Denver).....	31	35	21,000
S 20 @ N.Y. Giants.....	21	35	50,000

<b>1947 (3-1-0)</b>			
	GB	Opp	Attend
A 23 N.Y. Giants (GB).....	17	14	15,000
A 29 @ Pittsburgh.....	17	24	31,507
S 14 Boston Yanks (Milw).....	14	10	17,895
S 21 Washington (@ Baltimore).....	31	21	18,186

<b>1948 (3-0-0)</b>			
	GB	Opp	Attend
A 29 N.Y. Giants (@ Minneapolis).....	7	0	15,000
S 5 Pittsburgh (GB).....	9	7	13,900
S 11 Wash. (@ Birmingham, Ala.).....	43	0	27,000

<b>1949 (2-3-0)</b>			
	GB	Opp	Attend
A 20 Philadelphia (GB).....	0	35	18,785
A 24 N.Y. Giants (@ Syracuse, N.Y.).....	14	7	20,000
A 28 @ Pittsburgh.....	3	9	13,578
S 11 N.Y. Bulldogs (@ Rock Island, Ill.).....	7	3	
S 18 Washington (Milw).....	24	35	12,873

<b>1950 (3-1-0)</b>			
	GB	Opp	Attend
A 12 Cleveland Browns (@ Toledo, Ohio).....	7	38	10,000
A 16 Chicago Cardinals (GB).....	17	14	20,136
A 29 N.Y. Giants (@ Boston).....	10	0	12,053
S 10 Baltimore Colts (Milw).....	16	14	17,191

<b>1951 (2-3-0)</b>			
	GB	Opp	Attend
A 25 Chicago Cardinals (GB).....	17	14	16,168
S 9 Philadelphia (Milw).....	10	14	19,282
S 12 San Francisco (@ Minneapolis).....	0	20	19,021
S 16 Pittsburgh (@ Buffalo).....	6	35	13,458
S 23 Washington (@ Alexandria, Va.).....	14	7	6,000

<b>1952 (2-4-0)</b>			
	GB	Opp	Attend
A 16 N.Y. Giants (Milw).....	0	7	22,000
A 23 Cleveland Browns (GB).....	14	21	22,215
A 29 Pittsburgh (@ Latrobe, Pa.).....	6	7	10,000
S 7 @ Chicago Cardinals.....	7	38	15,497
S 14 Washington (@ Kansas City).....	13	7	6,500
S 17 Pittsburgh (@ Minneapolis).....	23	10	21,000

<b>1953 (1-4-0)</b>			
	GB	Opp	Attend
A 22 N.Y. Giants (@ Minneapolis).....	31	7	20,560
A 29 Chi. Cardinals (@ Spokane, Wash.).....	7	13	17,000
S 5 Washington (GB).....	6	13	16,425
S 12 Pittsburgh (Milw).....	23	26	16,859
S 19 @ Cleveland Browns.....	13	21	22,336

<b>1954 (2-4-0)</b>			
	GB	Opp	Attend
A 14 Chicago Cardinals (@ Minneapolis).....	10	27	21,000
A 21 Cleveland Browns (GB).....	13	14	15,747
A 28 @ Pittsburgh.....	36	14	14,012
S 4 Philadelphia (@ Hershey, Pa.).....	13	24	6,134
S 11 Washington (@ Raleigh, N.C.).....	31	3	16,000
S 18 N.Y. Giants (Milw).....	27	38	17,000

## 1955 (2-4-0)

	GB	Opp	Attend
A 13 N.Y. Giants (@ Spokane, Wash.).....	31	24	15,000
A 20 Cleveland Browns (@ Akron, Ohio).....	7	13	22,000
A 27 Pittsburgh (GB).....	14	16	16,912
S 3 Philadelphia (@ Charleston, W.V.).....	14	24	12,500
S 10 Washington (@ Winston-Salem, N.C.).....	31	33	13,000
S 17 Chicago Cardinals (Milw).....	37	28	18,000

## 1956 (4-1-0)

	GB	Opp	Attend
A 18 Philadelphia (Milw).....	27	6	12,138
A 25 N.Y. Giants (GB).....	17	13	16,448
S 1 @ Cleveland Browns.....	21	20	15,456
S 8 Washington (@ Winston-Salem, N.C.).....	10	17	13,500
S 15 Chicago Cardinals (@ St. Louis).....	29	21	31,454

## 1957 (5-0-1)

	GB	Opp	Attend
A 16 Chicago Cardinals (@ Miami).....	24	16	20,820
A 24 Chicago Cardinals (@ Austin, Texas).....	17	14	20,000
A 28 Philadelphia (Milw).....	16	13	17,101
S 7 N.Y. Giants (@ Boston).....	13	10	23,000
S 14 Washington (@ Winston-Salem, N.C.).....	20	17	15,000
S 21 Pittsburgh (@ Minneapolis).....	10	10	17,226

## 1958 (2-3-0)

	GB	Opp	Attend
A 20 Pittsburgh (Milw).....	0	3	17,294
S 1 Philadelphia (GB).....	20	17	17,857
S 6 N.Y. Giants (@ Boston).....	41	20	27,013
S 13 Washington (@ Winston-Salem, N.C.).....	14	23	12,000
S 20 Chicago Cardinals (@ Minneapolis).....	24	31	18,520

## 1959 (4-2-0)

	GB	Opp	Attend
A 15 Chicago Bears (Milw).....	16	19	28,286
A 23 @ San Francisco.....	24	17	18,916
A 29 Philadelphia (@ Portland, Ore.).....	45	28	25,456
S 5 N.Y. Giants (@ Bangor, Maine).....	0	14	20,000
S 12 Washington (@ Winston-Salem, N.C.).....	20	13	15,000
S 20 Pittsburgh (@ Minneapolis).....	13	10	18,081

## 1960 (6-0-0)

	GB	Opp	Attend
A 13 Pittsburgh (@ New Orleans).....	20	13	17,400
A 22 N.Y. Giants (@ Jersey City, N.J.).....	16	7	26,500
A 27 Chicago Bears (Milw).....	35	7	35,118
S 5 St. Louis Cardinals (GB).....	35	14	20,668
S 11 Dallas Cowboys (@ Minneapolis).....	28	23	20,151
S 17 Washington (@ Winston-Salem, N.C.).....	41	7	8,000

## 1961 (5-0-0)

	GB	Opp	Attend
A 11 @ Dallas Cowboys.....	30	7	30,000
A 18 @ St. Louis Cardinals.....	31	10	31,056
A 26 Chicago Bears (Milw).....	24	14	42,560
S 4 N.Y. Giants (GB).....	20	17	33,452
S 9 Washington (@ Columbus, Ga.).....	31	24	18,000

## 1962 (6-0-0)

	GB	Opp	Attend
A 3 College All-Stars (@ Chicago).....	42	20	65,000
A 10 @ Dallas Cowboys.....	31	7	54,500
A 18 St. Louis Cardinals (@ Jacksonville).....	41	14	18,250
A 25 Chicago Bears (Milw).....	35	21	44,326
S 3 N.Y. Giants (GB).....	20	17	38,669
S 8 Washington (@ Columbus, Ga.).....	20	14	16,000

## 1963 (5-1-0)

	GB	Opp	Attend
A 2 College All-Stars (@ Chicago).....	17	20	65,000
A 10 Pittsburgh (@ Miami).....	27	7	26,500
A 17 @ Dallas Cowboys.....	31	10	53,121
A 24 Chicago Bears (Milw).....	26	7	44,592
S 2 N.Y. Giants (GB).....	24	17	42,327
S 7 Washington (@ Cedar Rapids, Iowa).....	28	17	13,500

## 1964 (3-2-0)

	GB	Opp	Attend
A 8 St. Louis Cardinals (@ New Orleans).....	7	20	63,000
A 15 N.Y. Giants (GB).....	34	10	42,327
A 22 Chicago Bears (Milw).....	21	7	46,920
A 29 @ Dallas Cowboys.....	35	3	60,057
S 5 @ Cleveland Browns.....	17	20	83,736

## 1965 (4-1-0)

	GB	Opp	Attend
A 14 N.Y. Giants (GB).....	44	7	50,837
A 21 Chicago Bears (Milw).....	31	14	

1968 (4-2-0)

	GB	Opp	Attend
A 2 College All-Stars (@ Chicago).....	34	17	69,917
A 10 N.Y. Giants (GB) .....	14	15	50,861
A 19 Chicago Bears (Milw) .....	7	10	47,127
A 24 @ Dallas Cowboys .....	31	27	72,014
A 31 Pittsburgh (Milw) .....	21	17	47,265
S 7 @ Cleveland Browns .....	31	9	84,918

1969 (4-2-0)

A 9 N.Y. Giants (GB) .....	22	21	50,861
A 16 Chicago Bears (Milw) .....	9	19	47,014
A 23 @ Dallas Cowboys .....	13	31	73,764
A 30 @ Cleveland Browns .....	27	17	85,532
S 6 Pittsburgh (GB) .....	31	19	50,861
S 13 Atlanta (@ Canton, Ohio) .....	38	24	17,411

1970 (3-0-3)

A 8 N.Y. Giants (GB) .....	31	31	56,263
A 15 Chicago Bears (Milw) .....	6	6	47,298
A 22 @ Dallas Cowboys .....	35	34	72,389
A 30 @ Oakland .....	37	7	53,395
S 5 Cincinnati (Milw) .....	10	10	47,411
S 12 Buffalo (GB) .....	34	0	56,161

1971 (2-4-0)

A 7 Chicago Bears (Milw) .....	0	2	47,248
A 14 Pittsburgh (GB) .....	13	16	56,263
A 21 Miami (Milw) .....	10	7	47,286
A 28 Oakland (GB) .....	13	17	56,263
S 4 @ Cincinnati .....	24	27	55,477
S 10 @ Buffalo .....	20	14	37,301

1972 (4-2-0)

A 5 Cincinnati (GB) .....	24	14	56,263
A 12 @ Miami .....	14	13	75,332
A 19 @ Houston Oilers .....	3	20	46,460
A 27 Chicago Bears (Milw) .....	10	7	47,222
S 2 St. Louis Cardinals (GB) .....	10	31	56,263
S 9 Kansas City (Milw) .....	20	0	47,281

1973 (3-2-1)

A 4 Chicago Bears (Milw) .....	13	13	47,222
A 11 Buffalo (GB) .....	10	3	56,267
A 18 Houston Oilers (Milw) .....	33	14	47,302
A 26 @ Kansas City .....	21	16	75,231
S 1 Pittsburgh (GB) .....	22	30	56,267
S 8 @ Cincinnati .....	10	13	55,863

1974 (4-2-0)

A 2 @ Buffalo .....	16	13	30,119
A 10 St. Louis Cardinals (Milw) .....	13	0	43,000
A 17 Chicago Bears (GB) .....	20	10	53,106
A 24 Denver (GB) .....	21	31	56,267
A 30 @ Miami .....	10	21	54,666
S 6 Cincinnati (Milw) .....	26	24	46,605

1975 (2-4-0)

A 9 Buffalo (GB) .....	23	6	56,267	
A 16 Chicago Bears (Milw) .....	13	9	52,051	
A 23 @ Cincinnati .....	10	27	49,752	
A 30 New England (Milw) .....	(ot)	17	20	51,769
S 6 @ Kansas City .....	3	31	35,543	
S 13 San Francisco (GB) .....	3	24	56,267	

1976 (2-4-0)

J 31 Cincinnati (GB) .....	17	23	50,245
A 7 Tampa Bay (Milw) .....	10	6	53,421
A 15 @ New England .....	16	14	28,448
A 20 @ Buffalo .....	0	37	33,706
A 28 N.Y. Giants (GB) .....	16	20	56,267
S 3 Atlanta (Milw) .....	7	26	54,989

1977 (2-4-0)

A 6 Cincinnati (GB) .....	23	20	51,178
A 13 New England (Milw) .....	3	38	53,244
A 20 @ Tampa Bay .....	7	10	49,045
A 27 Washington (Milw) .....	9	13	55,021
S 3 Cleveland Browns (GB) .....	14	19	53,180
S 10 Philadelphia (GB) .....	24	16	32,217

1978 (1-3-0)

A 5 Kansas City (GB) .....	14	17	54,453
A 11 @ Washington .....	12	20	30,881
A 19 St. Louis Cardinals (GB) .....	23	17	50,423
A 26 Cincinnati (Milw) .....	14	17	54,927

1979 (3-1-0)

A 4 Kansas City (GB) .....	14	10	53,994
A 11 @ Cincinnati .....	5	20	44,284
A 18 Buffalo (GB) .....	7	6	54,857
A 25 Atlanta (Milw) .....	45	35	55,416

1980 (0-4-1)

A 2 *San Diego (@ Canton, Ohio) .....	0	0	19,972
A 9 @ Dallas Cowboys .....	14	17	54,876
A 16 Baltimore Colts (Milw) .....	3	17	49,223
A 23 @ Buffalo .....	0	14	24,086
A 30 Denver (GB) .....	0	38	53,060

1981 (3-1-0)

	GB	Opp	Attend
A 8 @ Dallas Cowboys .....	21	17	55,087
A 15 Oakland (Milw) .....	34	14	54,710
A 22 @ Denver .....	7	17	72,450
A 29 Cleveland Browns (GB) .....	35	18	56,191

1982 (2-2-0)

A 14 N.Y. Jets (GB) .....	21	19	53,531
A 20 Cincinnati (Milw) .....	41	27	52,636
A 29 @ L.A. Raiders .....	3	24	40,906
S 4 @ New England .....	27	41	39,888

1983 (1-3-0)

A 6 Cleveland Browns (GB) .....	20	21	39,202
A 12 @ Seattle .....	21	38	54,443
A 20 Philadelphia (GB) .....	14	27	48,867
A 27 @ St. Louis Cardinals .....	39	27	33,041

1984 (2-2-0)

A 4 @ Dallas Cowboys .....	17	31	43,371
A 11 Chicago Bears (Milw) .....	17	10	48,253
A 18 @ L.A. Rams .....	24	27	41,185
A 25 Indianapolis (GB) .....	34	17	54,979

1985 (1-3-0)

A 10 @ Dallas Cowboys .....	3	27	41,847
A 17 @ N.Y. Giants .....	2	10	35,798
A 24 Atlanta (Milw) .....	28	24	49,703
A 31 N.Y. Jets (GB) .....	20	30	56,753

1986 (1-3-0)

A 9 N.Y. Jets (@ Madison, Wis.) .....	38	14	73,959
A 16 N.Y. Giants (Milw) .....	14	22	41,774
A 23 @ Cincinnati .....	12	34	44,261
A 30 New England (GB) .....	9	16	50,642

1987 (0-4-0)

A 15 Denver (@ Phoenix) .....	14	20	67,500	
A 22 Washington (@ Madison, Wis.) .....	0	33	64,768	
A 29 Cincinnati (GB) .....	20	28	44,515	
S 5 Cleveland Browns (Milw) .....	(ot)	24	30	37,707

1988 (1-2-1)

A 6 N.Y. Giants (GB) .....	3	34	41,455	
A 13 @ Indianapolis .....	21	25	53,720	
A 19 Kansas City (Milw) .....	(ot)	21	21	32,361
A 27 N.Y. Jets (@ Madison, Wis.) .....	27	24	42,098	

1989 (3-1-0)

A 12 N.Y. Jets (Milw) .....	28	27	22,931
A 19 Indianapolis (GB) .....	23	24	30,218
A 26 Buffalo (@ Madison, Wis.) .....	27	24	30,432
S 1 @ New England .....	16	0	26,549

1990 (1-3-0)

A 11 Cleveland Browns (GB) .....	10	25	52,625
A 18 New Orleans (@ Madison, Wis.) .....	27	13	47,848
A 25 Atlanta (Milw) .....	14	17	51,609
A 31 @ Kansas City .....	14	27	42,806

1991 (2-2-0)

A 3 New England (GB) .....	28	7	52,852	
A 10 @ New Orleans .....	20	31	55,730	
A 17 Buffalo (@ Madison, Wis.) .....	35	24	51,077	
A 24 Cincinnati (Milw) .....	(ot)	16	19	52,390

1992 (1-3-0)

A 8 Kansas City (GB) .....	21	13	54,322	
A 16 N.Y. Jets (@ Madison, Wis.) .....	7	24	41,517	
A 22 @ L.A. Rams .....	(ot)	13	16	41,252
A 29 New England (Milw) .....	10	24	47,152	

1993 (1-4-0)

J 31 L.A. Raiders (@ Canton, Ohio) .....	3	19	23,863
A 7 Kansas City (Milw) .....	21	29	51,655
A 14 New Orleans (@ Madison, Wis.) .....	17	26	59,523
A 20 @ New England .....	17	21	24,909
A 27 Indianapolis (GB) .....	41	10	56,811

1994 (3-1-0)

A 6 L.A. Rams (@ Madison, Wis.) .....	14	6	52,149
A 13 Miami (Milw) .....	24	31	52,759
A 19 @ New Orleans .....	13	10	54,714
A 26 New England (GB) .....	24	20	57,722

1995 (3-1-0)

A 5 New Orleans (@ Madison, Wis.) .....	27	17	49,071
A 13 @ Pittsburgh .....	36	13	49,025
A 19 Indianapolis .....	17	20	55,624
A 25 Washington .....	35	23	58,824

\*—1980 Hall of Fame Game called with 5:29 left (severe lightning)



**1996 (3-1-0)**

	GB	Opp	Attend
A 2 New England.....	24	7	57,918
A 11 Pittsburgh.....	24	17	59,284
A 17 @ Baltimore Ravens.....	17	15	62,025
A 24 @ Indianapolis.....	6	30	49,081

**1997 (5-0-0)**

J 26 Miami.....	20	0	59,089
J 31 New England.....	7	3	60,778
A 8 @ Oakland.....	37	24	42,956
A 16 Buffalo (@ Toronto).....	35	3	53,896
A 22 N.Y. Giants (@ Madison, Wis.).....	22	17	76,704

**1998 (2-3-0)**

A 2 Kansas City (@ Tokyo, Japan) (ot).....	27	24	42,018
A 8 New Orleans.....	31	7	60,080
A 16 Oakland.....	21	27	60,078
A 24 @ Denver.....	31	34	73,183
A 28 @ Miami.....	7	21	61,915

**1999 (4-0-0)**

A 14 N.Y. Jets.....	27	16	59,815
A 23 Denver (@ Madison, Wis.).....	27	12	78,184
A 28 @ New Orleans.....	38	17	53,074
S 2 Miami.....	25	17	59,810

**2000 (2-2-0)**

A 4 N.Y. Jets.....	37	24	59,585
A 13 @ Denver.....	20	26	75,367
A 21 @ Miami.....	14	17	60,287
A 26 Cleveland Browns.....	34	33	59,687

**2001 (2-2-0)**

A 11 @ Cleveland Browns.....	3	10	71,218
A 20 Denver.....	22	7	59,177
A 25 Miami.....	17	12	59,547
A 31 @ Oakland.....	13	24	38,783

**2002 (3-1-0)**

A 10 @ Philadelphia.....	13	20	58,546
A 17 @ Arizona.....	29	21	35,716
A 26 Cleveland Browns.....	27	20	62,668
A 30 Tennessee Titans.....	21	20	62,485

**2003 (2-3-0)**

A 4 ^Kansas City (@ Canton, Ohio).....	0	9	22,385
A 9 @ Atlanta.....	27	21	68,818
A 15 @ Cleveland Browns.....	38	31	70,348
A 23 Carolina.....	7	20	69,831
A 28 Tennessee Titans.....	3	27	69,126

**2004 (1-3-0)**

A 16 Seattle.....	3	21	69,718
A 21 New Orleans.....	19	14	69,666
A 27 @ Jacksonville.....	7	9	50,846
S 3 @ Tennessee Titans.....	7	27	68,809

**2005 (2-2-0)**

A 11 San Diego.....	10	7	69,611
A 20 @ Buffalo.....	7	27	71,323
A 26 New England.....	3	27	69,501
S 1 @ Tennessee Titans.....	21	17	69,010

**2006 (1-3-0)**

A 12 @ San Diego.....	3	17	57,777
A 19 Atlanta.....	38	10	69,845
A 28 @ Cincinnati.....	17	48	65,614
S 1 Tennessee Titans.....	21	35	69,132

**2007 (2-2-0)**

A 11 @ Pittsburgh.....	13	9	57,151
A 18 Seattle.....	48	13	69,761
A 23 Jacksonville.....	13	21	69,268
A 30 @ Tennessee Titans.....	14	30	69,143

**2008 (1-3-0)**

A 11 Cincinnati.....	17	20	69,675
A 16 @ San Francisco.....	6	34	67,230
A 22 @ Denver.....	27	24	74,213
A 28 Tennessee Titans.....	21	23	69,744

**2009 (3-1-0)**

A 15 Cleveland Browns.....	17	0	69,091
A 22 Buffalo.....	31	21	68,908
A 28 @ Arizona.....	44	37	61,753
S 3 @ Tennessee Titans.....	13	27	69,143

**2010 (2-2-0)**

	GB	Opp	Attend
A 14 Cleveland Browns.....	24	27	68,958
A 21 @ Seattle.....	27	24	65,586
A 26 Indianapolis.....	59	24	65,285
S 2 @ Kansas City.....	13	17	63,843

**2011 (3-1-0)**

A 13 @ Cleveland Browns.....	17	27	57,077
A 19 Arizona.....	28	20	67,888
A 26 @ Indianapolis.....	24	21	65,285
S 1 Kansas City.....	20	19	67,555

**2012 (2-2-0)**

A 9 @ San Diego.....	13	21	55,527
A 16 Cleveland Browns.....	10	35	68,201
A 23 @ Cincinnati.....	27	13	52,584
A 30 Kansas City.....	24	3	67,999

**2013 (1-3-0)**

A 9 Arizona.....	0	17	73,738
A 17 @ St. Louis Rams.....	19	7	53,375
A 23 Seattle.....	10	17	74,030
A 29 @ Kansas City.....	8	30	65,053

**2014 (3-1-0)**

A 9 @ Tennessee Titans.....	16	20	69,143
A 16 @ St. Louis Rams.....	21	7	55,072
A 22 Oakland.....	31	21	73,907
A 28 Kansas City.....	34	14	74,059

**2015 (2-2-0)**

A 13 @ New England.....	22	11	68,756
A 23 @ Pittsburgh.....	19	24	44,517
A 29 Philadelphia.....	26	29	74,440
S 3 New Orleans.....	38	10	73,863

**2016 (3-1-0)**

A 7 ^^Indianapolis (@ Canton, Ohio).....	--	--	--
A 12 Cleveland Browns.....	17	11	74,261
A 18 Oakland.....	20	12	74,089
A 26 @ San Francisco.....	21	10	70,178
S 1 @ Kansas City.....	7	17	70,155

**2017 (3-1-0)**

A 10 Philadelphia.....	24	9	74,330
A 19 @ Washington.....	21	17	55,239
A 26 @ Denver.....	17	20	76,438
A 31 Los Angeles Rams.....	24	10	74,102

**2018 (2-2-0)**

A 9 Tennessee Titans.....	31	17	74,098
A 16 Pittsburgh.....	51	34	74,434
A 24 @ Oakland.....	6	13	52,832
A 30 @ Kansas City.....	21	33	63,588

**2019 (2-2-0)**

A 8 Houston Texans.....	28	26	73,928
A 15 @ Baltimore Ravens.....	13	26	69,822
A 22 Oakland (@ Winnipeg).....	21	22	21,992
A 29 Kansas City.....	27	20	73,803

**2020**

A 15 Arizona.....	canceled due to COVID-19		
A 22 Cleveland Browns.....	canceled due to COVID-19		
A 29 @ N.Y. Giants.....	canceled due to COVID-19		
S 3 @ Kansas City.....	canceled due to COVID-19		

**2021 (0-3-0)**

A 14 Houston Texans.....	7	26	72,348
A 21 N.Y. Jets.....	14	23	73,628
A 28 @ Buffalo Bills.....	0	19	68,412

**2022 (1-2-0)**

A 12 at San Francisco.....	21	28	58,861
A 19 New Orleans.....	20	10	71,754
A 25 at Kansas City.....	10	17	70,316

^—2003 Hall of Fame Game called with 5:49 left in third quarter (severe rain, lightning)  
^^—2016 Hall of Fame Game canceled due to field conditions

## BIRTH OF A TEAM, AND A LEGEND

The Green Bay Packers, arguably the most storied franchise in the National Football League, were organized on Aug. 11, 1919, in the dingy second-floor editorial rooms of the old Green Bay Press-Gazette building, located on Cherry Street in downtown Green Bay.

Never imagining what might become of the semipro football team being formed that day, nobody documented who was there or how many were on hand. There had been no announcement of the meeting beforehand, and the *Press-Gazette* provided no details about it the day after.

Whether a full complement of players attended or if it was simply a small gathering of the team's prime movers was never made clear. Nor was it spelled out if much of the preliminary work had been completed beforehand or if the meeting itself triggered a rapid-fire chain of events.

Whatever the case, the *Press-Gazette* in its Aug. 13 edition revealed that the Indian Packing Co. would sponsor the team and referred to it for the first time as the "Packers." The paper said home games would be played at Hagemeister Park; listed 38 prospective candidates for the team, mostly former standouts at Green Bay East and West high schools; and noted full uniforms would be provided to up to 20 players.

"It will be the strongest aggregation of pigskin chasers that has ever been gathered together in this city," the *Press-Gazette* proclaimed.

A second meeting was held at the *Press-Gazette* on Aug. 14, three days after the initial one, and nearly 25 players were in attendance. Curly Lambeau was elected captain of the team, and George Whitney Calhoun was named manager.

Lambeau was a former star at East High School and played on Coach Knute Rockne's first team at the University of Notre Dame in 1918. Back home after dropping out of school in December, Lambeau was working for Indian Packing at the time. Calhoun, great-grandson of Daniel Whitney, founder of the city of Green Bay, was city editor at the *Press-Gazette*.

The story handed down for decades was that the impetus for the initial meeting was a chance encounter at a downtown street corner between Lambeau and Calhoun. In his 1985 book about the history of the Packers, longtime executive committee member and onetime Calhoun colleague John Torinus changed the setting to a conversation over a glass of beer.

Whether it's mostly urban legend or if there's a true story in there somewhere will remain a mystery for the ages. Too much time has passed. But Lambeau and Calhoun have long been regarded as the Packers' co-founders and there's little or no evidence to dispute that.

The first season, the Packers won 10 games and lost one against opponents representing mostly nearby towns in northeastern Wisconsin and Michigan's Upper Peninsula.

The team conducted most of its practices that first year on a field next to the Indian Packing plant at the end of Morrow Street, but it played its eight home games at Hagemeister Park on an open field with no fence or bleachers. Calhoun "passed a hat," as did others, to collect spare change and help cover expenses.

The Packers again played an independent schedule against mostly



Calhoun



Lambeau

neighboring towns the next year and again dominated the competition, finishing 9-1-1.

Better yet, their financial outlook improved considerably.

C.M. "Neil" Murphy, a local typewriter salesman, was named business manager in July, and he organized a committee to build a fence around the Hagemeister playing field so the Packers could charge admission.

Thanks to the support of Indian Packing, the local Association of Commerce, local contractor Ludolf Hansen and fans who provided volunteer labor, construction of the fence began in late August and was completed before the first game in late September.

By mid-October, two large sections of bleachers were erected so fans would no longer have to stand along the sidelines to follow the action.

### JOINING THE NFL

On Aug. 27, 1921, the year-old American Professional Football Association awarded a franchise to the Acme Packers of Green Bay during a league meeting in Chicago. The Acme Packing Co., based in Chicago, had purchased Indian Packing eight months earlier. Less than a year later, the APFA would change its name to the National Football League.

Green Bay was now in the big leagues — sort of.

Most of the APFA's 21 members that second year were located in small hotbeds of football rather than big cities — places like Canton, Ohio, Hammond, Ind., and Rock Island, Ill.

Then again, compared to Green Bay, maybe those were big cities.

Green Bay was the smallest city in the league when it joined in 1921 other than Tonawanda, N.Y., which played one game on the road and folded. And except for a brief period in the mid- to late 1920s, Green Bay has remained the smallest city ever since.

Green Bay's population was 31,017, based on the 1920 U.S. Census. Not only was it the smallest city in the league, it was smaller than six other cities in Wisconsin,

including Superior and Oshkosh.

No doubt to those who lived through it and also through the lens of history, it's almost incomprehensible that the Packers survived. Their 2018 season was their 100th, but until they were nudging toward 50 they were perpetually on their deathbed.

### MEN WHO INFLUENCED THE PACKERS' INFANCY

- **Earl "Curly" Lambeau:** Co-founder, first team captain, first star. Played from 1919-29 and was head coach through the 1949 season. Took control of the franchise in early 1922 and convinced other owners to allow Green Bay back into the league after it had been expelled for violating a league rule.
- **George Whitney Calhoun:** Co-founder and the team's first manager in 1919. Set the schedule and passed the hat at home games that year. Also served as manager of the 1918 city team. Wrote about the Packers for the *Green Bay Press-Gazette*, where he worked for more than 40 years, at the same time he was serving the team in various capacities. He was secretary of the Packers into the 1940s, publicity director until 1947 and a member of the board of directors until his death in 1963.
- **Frank Peck:** President of Indian Packing Co. in 1919 and 1920, when it sponsored the Packers. Credited with giving Lambeau \$500 to buy uniforms and get the team started.
- **C.M. "Neil" Murphy:** Business manager of the Packers in 1920. Led the effort to build a fence around Hagemeister Park so the Packers could charge admission and make money.
- **John & J. Emmett Clair:** Brothers who ran Acme Packing Co. and the Packers in 1921, the team's first year in the NFL. J. Emmett represented Green Bay at the league meeting when it was granted a franchise in August 1921.
- **Andrew B. Turnbull:** Business manager and one of the owners of the *Press-Gazette* when he took a lead role in creating the Green Bay Football Corp. and rallying local businessmen to buy stock in the team in 1923. Served as the Packers' first president from September 1923 to June 1928.



1919



1921

Take their first league season, for example.

The Packers pulled off a major coup when they signed lineman Howard "Cub" Buck, a veteran of the famous Canton Bulldogs. They won their inaugural league game against the Minneapolis Marines on Oct. 23, 1921. They were able to book games with the formidable Chicago Staleys (Bears) and Chicago Cardinals. And they finished with a winning record, 3-2-1.

But then scandal nearly doomed all that they had accomplished. On Dec. 4, 1921, in a non-league game against Racine billed as a battle for the state championship, the Packers used three Notre Dame players, with college eligibility remaining, under assumed names – and got caught. Less than two months later, Green Bay was booted from the league, albeit not for long.

Thanks to Lambeau's persistence and the impression Green Bay had made on other club owners during its first season, the Packers were reinstated at the next meeting in June.

Before their first league season was more than a week old, the Packers had cut ties with the debt-ridden Acme Packing Co., and were run for the rest of that season by J. Emmett Clair and his brother, John M. Clair, who had been an officer with Acme. In 1922, Lambeau and Calhoun headed a small group that organized the private Green Bay Football Club and took control of the franchise.

Plagued by limited resources and terrible weather, the new owners barely survived their first season.

A game against Columbus in early November was played in a driving rain and resulted in a loss of \$1,500 when the total rainfall for the day fell three one-hundredths of an inch short of the amount needed for the Packers to collect on their rain insurance. On Thanksgiving, a 12-hour rainfall ruined what was supposed to be Booster Day, contributing to a sparse crowd for a non-league game against Duluth and another financial disaster.

Club officials nearly canceled the game, but they were persuaded to play by Andrew Turnbull, one of the owners of the *Press-Gazette*.

Nearly 25 years later in a three-part series, Calhoun wrote that Nov. 30, 1922, "marked a turning point in the history of the Packers." He said Turnbull promised that if club officials went ahead and played their game that day, he would get Green Bay's business community to rally behind the team once the season ended.

True to his word, Turnbull led the effort to create the nonprofit Green Bay Football Corporation before the start of the next season. The Packers were now a community-owned team. Their investors were their fans.

## THE IRON MAN ERA

With an improved financial outlook, Lambeau was in position to expand his recruiting efforts and bolster his roster. Over the course of the 1921 and 1922 seasons, the Packers underwent a transformation where they replaced most of their local talent with players from big-time colleges or other pro teams.

As a result, they were highly competitive on the field from the beginning and, in turn, able to establish a firm foothold within the league. In 1927, when the NFL decided to cut its franchises almost in half and eliminate many of its smaller cities, Green Bay survived.

Then, before the 1929 season, it hit the jackpot.

The Packers signed three players off other NFL teams – halfback Johnny Blood, and linemen Cal Hubbard and Mike Michalske – who would lead them to three straight NFL championships and later be inducted into the Pro Football Hall of Fame.

To this day, the 1929-31 and 1965-67 Packers are the only teams to have won three straight NFL titles. The 1929-31 Packers did it when the championship was determined by league standings. The 1965-67 Packers did it under the league playoff system, which was implemented in 1933.

## THE HUTSON PERIOD

While the Packers were in the process of winning the 1931 championship, they also were blindsided by what could have been a catastrophic event. In their second game, against the Brooklyn Dodgers, a local fan, Willard J. Bent, injured his back when a section of bleachers at City Stadium collapsed, and he fell nearly 10 feet to the ground.

Bent sued the Packers and was awarded roughly \$5,000 following a trial in February 1933. With the country in a deep depression, the Packers' insurance company went into bankruptcy before the claim could be adjusted, and the Green Bay Football Corp. went into receivership while it appealed the case in court.

Somehow the Packers survived the proceedings long enough to be saved, once again, by two seminal events.

The first was the creation of a new corporation, The Green Bay Packers, Inc., in January 1935 following a second stock sale. That corporation remains in existence today, although "The" was removed from the name in 1997.

The other was the signing of Don Hutson less than a month later. According to lore, Hutson actually signed two contracts, one with the Packers and the other with the NFL's Brooklyn Dodgers, but was awarded to the Packers by league president Joe Carr. Carr supposedly



Hutson

settled the dispute based on the times postmarked on the packages containing the contracts mailed by the two clubs.

In his second game as a pro, Hutson caught an 83-yard touchdown pass from Arnie Herber that gave the Packers a 7-0 victory over the Chicago Bears. When he retired 11 years later, Hutson owned 19 NFL records and had revolutionized what was then the position of offensive end.

With money in the bank and Hutson shredding defenses like no other player in the game, the Packers would win three more NFL titles under Lambeau: in 1936, 1939 and 1944.

But when Hutson retired following the 1945 season, hard times followed. The Packers became perennial losers for the first time, and they encountered one financial crisis after another.

The war between the NFL and the newly formed All-America Football Conference left them financially strapped and unable to sign their No. 1 draft picks in 1946 and 1947.

By Thanksgiving Day 1949, the Packers had to play an intra-quad game to raise enough money to finish the season. They drew 15,000 fans to City Stadium despite cold, blustery weather and raised approximately \$50,000, enough to pay the freight for their final three road games.

Meanwhile, the Packers also were losing money on their training quarters at Rockwood Lodge, located along the bay about 15 miles northeast of Green Bay, and Lambeau was immersed in a power struggle with several members of the board of directors.

Fortuitously for the Packers, the well-insured Rockwood was destroyed by fire on Jan. 24, 1950. The other problems came to a head when Lambeau resigned a week later, ending his 31-year association with the franchise, to become head coach of the Chicago Cardinals.

## RONZANI REGIME

Within a week after Lambeau's departure, the Packers hired Gene Ronzani, a former player and assistant coach with the Bears, to succeed him. Then, before the end of April, the Packers launched a third stock drive.

The stock sale would raise more than \$100,000 and put the franchise back on firmer footing. On the field, the losing prevailed and with two games remaining in the 1953 season, Ronzani was forced to resign.

## SOLID FOOTBALL, SHAKY FINANCES, 1919-35

- The Packers enjoy a successful first season, winning 10 of 11 games, but the lack of an enclosed playing field prevents them from charging admission. The old minor league baseball park at Hagemeister had been torn down in late spring 1918. Thus, the Packers play their eight home games in 1919 on an open field with no fence or bleachers.
- All goes well on the field in the Packers' first season in what is now the NFL, but the *Green Bay Press-Gazette* reports a year later that the Clair brothers, who ran the team and the Acme Packing plant in Green Bay, lost \$3,800 over the course of the 1921 season.
- On Dec. 4, 1921, the Packers play Racine in a non-league game and pay three players from the University of Notre Dame to play under assumed names. The Packers get caught and get kicked out of the league in January 1922. Owners vote Green Bay back into the league six months later, but all teams are now required to post a \$1,000 guarantee against using college players. A jury sum for Curly Lambeau's group to pay now that they no longer have a packing plant sponsoring them.
- A driving rain limits attendance to about 1,500 for a game on Nov. 5, 1922, against the Columbus Panhandles – the *Press-Gazette* reports a team needs to draw close to 3,000 just to break even – and leaves the Packers \$3,400 in debt six games into their NFL schedule. The Packers have rain insurance, but total rainfall falls three one-hundredths of an inch short of the amount needed to collect. That said, their 3-0 victory is huge. The Columbus owner is league president Joe Carr, and the Panhandles, in existence since 1907, are one of the most established teams in pro football.
- Fans organize Booster Day for Nov. 30, 1922, and it ends with a victory over Duluth in a non-league game at Hagemeister Park. But the game is another financial disaster due to another rainstorm. The crowd falls short of 1,500.
- While little Green Bay is emerging as a strong contender on the field, the 22-team NFL is working to eliminate franchises located in smaller cities as it looks forward to the 1927 season. With that in mind, the league's franchise guarantee is bumped from \$1,500 to \$2,500. Members of the Packers board and local businessmen meet at the *Green Bay Press-Gazette* and support club president Andrew Turnbull's pitch to come up with the money to keep Green Bay in the league.
- A local fan pays \$1 for a ticket to the Packers' game against Brooklyn on Sept. 20, 1931, injures his back when a set of bleachers collapses at City Stadium, and sues. In February 1933, a jury awards Willard J. Bent roughly \$5,000 in damages, and the Packers' insurance company is bankrupt and can't pay. The Packers have won three straight NFL titles from 1929-31, but the Green Bay Football Corp. is forced into receivership in August 1933 to protect its assets.

## BLACKBURN TAKES OVER

The Packers hired Verne Lewellen, a local attorney and one of the stars of their 1929-31 championship teams, as general manager, and plucked Lisle Blackburn from Marquette University to become their head coach as part of a reshuffling of the organization in the winter of 1954.

The Packers compiled a disappointing 17-31 record during Blackburn's four years as coach, but they also secured their future during that period by building a new, football-only stadium and drafting what would be the nucleus of future championship teams.

On April 3, 1956, voters approved a referendum to fund construction of the stadium. It was dedicated on Sept. 29, 1957, and officially named Green Bay City Stadium. It was renamed Lambeau Field in 1965.



Vainisi

On Blackburn's watch, the Packers also drafted Forrest Gregg, Bart Starr, Paul Hornung, Jim Taylor and Ray Nitschke, all future Pro Football Hall of Famers.

Despite his shortcomings as a coach, Blackburn had a keen eye for talent – Vince Lombardi would hire him as a scout – and an able, young personnel director in Jack Vainisi, who had been hired by Ronzani and would play a part in luring Lombardi to Green Bay.

## McLEAN MOVES UP

After Blackburn was fired following a 3-9 finish in 1957, likeable Ray "Scooter" McLean, backfield coach of the Packers since 1951, was hired as his replacement.

McLean lasted one season. He submitted his resignation under fire on Dec. 17, 1958, following a 1-10-1 finish, the worst in Packers history.

## THE LOMBARDI ERA

The Packers' search for McLean's replacement lasted more than a month. Lambeau moved back to Green Bay and applied for the general manager post. Forest Evashevski, a highly successful coach at the University of Iowa, was brought to Green Bay for an interview, but declined the job. Other candidates were considered, as well.

Finally, at 3 p.m. on Jan. 28, 1959, Packers president Dominic Olejniczak announced that Vince Lombardi had accepted a five-year deal to become the team's coach and general manager. Six days later, Lombardi was officially introduced at a press conference at Green Bay's



Olejniczak

Hotel Northland where he declared, "I want it understood that I'm in complete command."

Although Lombardi had been backfield coach of the New York Giants for eight years, he was relatively unknown in a sports world much different than today's. Television was still in its infancy, pro football was largely viewed as a second-rate sport and few, if any, assistant coaches were household names.

As a result, a popular question in Green Bay at the time was: "Who the hell is Vince Lombardi?"

It didn't take long for people to find out.

In his first season, Lombardi went 7-5 and was named NFL Coach of the Year. In 1960, the Packers captured the Western Conference, only to lose to Philadelphia in the title game. That would be the last time Lombardi's Packers lost an NFL Championship Game.

They won five world titles in 1961, '62, '65, '66 and '67, including Super Bowls I and II. Over nine years, they compiled a glittering 98-30-4 record (.766) and won nine of 10 postseason games.

The Packers would be recognized as the Team of the '60s and as one of the great dynasties in NFL history. Lombardi would be glorified as one of the game's greatest coaches and be posthumously honored by having the Super Bowl trophy named after him.

## BENGTSON PERIOD

Following the third consecutive title in 1967, Lombardi turned over the head-coaching duties to Phil Bengtson and one year later announced that he was leaving Green Bay to become coach/GM of the Washington Redskins. Bengtson coached the Packers from 1968-70, compiling a 20-21-1 record. He resigned in December 1970.

## THE DEVINE DAYS

Dan Devine, one of the nation's most successful college coaches, succeeded Bengtson as head coach and general manager in January 1971. After settling for a 4-8-2 record during his first year, Devine and the Packers appeared on the road to new heights when 1972 produced a 10-4 record and the team's first Central Division title since 1967. But the Packers' Super Bowl hopes dissolved in the second half of 1973, and they slipped to 5-7-2. They continued their regression in 1974, going 6-8, and Devine resigned.

## THE STARR TREK

Winner of a record five NFL championships as a starting quarterback, Bart Starr was the overwhelming choice of Packers fans to succeed Devine, and the executive committee complied by awarding him a three-year contract as head coach and general manager, Dec. 24, 1974. Starr asked for "the prayers and patience of Packer fans everywhere ...

We will earn everything else."

Starr had only one season of experience as a coach – he was Devine's quarterbacks coach in 1972 – and things didn't turn out as he and Packers fans had hoped. He was handcuffed by a disastrous trade for aging quarterback John Hadl, which was agreed to by Devine just before the trade deadline of his final season. Having given up five prime draft picks in the Hadl deal, the Packers finished 4-10, 5-9 and 4-10 again in Starr's first three seasons. They raised hope with an 8-7-1 finish in 1978, but then couldn't get over the hump.

Over five more seasons, the Packers enjoyed only one winning record, a 5-3-1 finish in the strike-shortened 1982 season. Green Bay made the playoffs that year and beat the St. Louis Cardinals in a home playoff game, but when the Packers went 8-8 in 1983, Starr was fired the day following a disappointing 23-21 loss at Soldier Field to the rival Chicago Bears.

## THE GREGG ERA

The Packers replaced Starr with another beloved player from the Lombardi era. On Dec. 24, 1983, Forrest Gregg, a former Starr teammate and one of the premier offensive tackles in football history, became the Packers' ninth head coach. Gregg had led Cincinnati into Super Bowl XVI following the 1981 season and his 19-6 record over the 1981-82 seasons was the best in pro football.

He started out with back-to-back 8-8 seasons as he tried to mold the roster in his own tough-guy image, but he went 4-12 and 5-9-1 in his final two years and resigned (Jan. 15, 1988) to become head coach at his alma mater, Southern Methodist University.



## INFANTE SIGNS ON

On Feb. 3, 1988, after interviewing a host of candidates and having his preferred choice, Michigan State coach George Perles, accept the job and then back out, Executive Vice President of Football Operations Tom Braatz hired Lindy Infante as Gregg's successor. Infante, who had been the Cleveland Browns' offensive coordinator, was considered a shrewd play-caller, but except for a 10-6 finish in 1989, his teams largely struggled on offense and he was fired after four seasons.

By then, Braatz also had been fired and replaced by Ron Wolf, who was given the title of general manager and complete control over the Packers' football operation. Wolf was hired on Nov. 27, 1991. Braatz had been hired prior to Gregg's final season as coach in a power-sharing arrangement and was fired one week before Wolf was hired.

The front-office overhaul was executed by Bob Harlan, who had been named president of the Packers prior to the 1989 season after serving the team for 18 years in several administrative roles. Harlan had joined the Packers when Devine was coach and general manager and had witnessed each coaching hire in the years since finish with a worse record than his predecessor.

In the 24 seasons since Lombardi had stepped down as coach, the Packers had finished with a winning record five times and qualified for the playoffs only twice. Harlan was determined to put an end to the drought.

Wolf began the process on Dec. 22, 1991, by firing Infante.

## THE HOLMGREN ERA

Wolf named Mike Holmgren, offensive architect of San Francisco's four-time Super Bowl champions, to succeed Infante, Jan. 11, 1992. Holmgren, sought by five other clubs, received a five-year contract. Next, Wolf traded for quarterback Brett Favre, who had played little in his rookie season with Atlanta. But Wolf had rated Favre much higher than most NFL scouts while he was still working for the New York Jets and confidently rolled the dice. Not only hadn't the Packers won in 24 years, but their quarterback situation had been less than desirable for most of that time, as well.

Three games into the Wolf-Holmgren Era, Favre led the Packers to a stunning, last-minute victory over the Cincinnati Bengals at Lambeau Field. The next week, he made his debut as a starter and the Packers were headed in the right direction for the first time in a quarter-century. In 1992, the Packers surprised the NFL with a 9-7 finish. Holmgren became only the third head coach in team history to register a winning record in his first season, and it was punctuated by a six-game winning streak, the team's longest since 1965.

Holmgren guided the Packers into the playoffs in 1993, forging a second-straight 9-7 record. They also won their first playoff game in 11 years on a "Hail Mary" Favre-to-Sterling Sharpe pass in the final minute that eliminated Detroit, 28-24.





They then fell at Dallas, 27-17, in the divisional round.

The Packers reached the playoffs again in **1994** and '95, only to be eliminated on two more occasions by the Cowboys. But the Favre-led Packers were on the upswing. After finishing 9-7 for a third straight time in 1994, they improved to 11-5 and won their first NFC Central Division title since 1972. They also advanced one more round in the playoffs, losing to Dallas in the NFC Championship Game in 1995 after getting bounced in the divisional round the year before. Two highlights of those seasons were holding the incomparable Barry Sanders to minus-1 yard on 13 attempts in a 16-12 playoff victory over Detroit at Lambeau Field following the 1994 season, and formally dethroning the defending Super Bowl champion San Francisco 49ers in their own stadium, 3Com Park, 27-17, in a 1995 NFC Divisional playoff.

Putting nearly three decades of disappointment emphatically behind them, the Packers rewarded their long-patient faithful in **1996**. Shutting aside eight of their first nine foes, they swept to a 13-3 record and their second straight division championship. Then, they captured their first NFL title since 1967, dispatching New England, 35-21, in Super Bowl XXXI at the Louisiana Superdome.

Displaying impressive consistency on both sides of the ball, they documented their superiority, outscoring three opponents 100-48 in a postseason sweep. Appropriately, the first two wins were before their Lambeau loyalists — a 35-14 divisional triumph over the 49ers and a 30-13 win over the upstart Carolina Panthers in the NFC title game.

In winning a 12th NFL championship, extending their own league record, the Packers joined an elite group of teams with three or more Super Bowls (Dallas, San Francisco, Pittsburgh, Oakland and Washington).

The Packers thus entered **1997** with an opportunity to win back-to-back Super Bowls for a second time — and came breathtakingly close to achieving that objective. Sweeping to a second consecutive 13-3 mark, they smothered the 49ers on a soggy, rain-swept afternoon in San Francisco, 23-10.

In a seesaw affair, Super Bowl XXXII in San Diego found the Packers trailing Denver at halftime, 17-14. Hopes of a repeat were high, however, when Favre engineered an 85-yard drive, knotting the contest, 24-24, early in the fourth quarter. But the Broncos later scored with only 1:45 remaining and a last-minute Packers drive fell short when Favre's pass for tight end Mark Chmura fell incomplete inside the Denver 20, with only 28 seconds left, sealing the Broncos' 31-24 win.

A third straight Super Bowl trip, a realistic goal at the outset, eluded the Packers in **1998**, their 80th season. Historic accomplishment, however, did not, as they advanced to the playoffs for the sixth year in a row, a team record, while posting a seventh consecutive winning season. They set another team record by stretching their Lambeau Field winning streak to 25 games — the second longest in NFL history — before falling to the Minnesota Vikings on Oct. 5. They finished 11-5, equaling another team standard by posting a double-digit victory total for the fourth consecutive year (11-5 in 1995, 13-3 in both 1996 and 1997). The only other time Green Bay had strung together four seasons of 10-plus wins was 67 years earlier — Lambeau's triple NFL champions of 1929-32 (12-0-1 in 1929, 10-3-1 in 1930, 12-2 in 1931 and 10-3-1 in 1932).

In the wake of these considerable achievements, the Packers' season came to a dramatic and painful end in an NFC Wild Card game at San Francisco, when a 27-23 lead abruptly dissolved into a 30-27 49ers victory. Steve Young's 25-yard touchdown pass to Terrell Owens sealed the game with just three seconds left.

Only five days later, Holmgren resigned to become head coach and director of football operations for the Seattle Seahawks.

### THE RHODES SEASON

Moving swiftly, Wolf tabbed Ray Rhodes, former Eagles head coach and Green Bay defensive coordinator, as the Packers' 12th head coach on Jan. 11, 1999. The Packers launched **1999** under Rhodes in breath-taking fashion, winning three of the first four games in the last minute. Fate, however, suddenly stopped smiling as Green Bay (8-8) missed the playoffs for the first time since 1992, ending seven straight winning seasons. Saying the Packers lacked the needed toughness and fire, Wolf relieved Rhodes soon after the season finale.

### THE SHERMAN TENURE

After searching more than two weeks, Wolf surprised many NFL observers by naming Mike Sherman as the Packers' 13th head coach on Jan. 18, **2000**. As recently as the 1997-98 seasons, Sherman had served as the Packers' tight ends/assistant offensive line coach. Sherman finished 9-7, but out of the playoffs his first season. Soon thereafter, on Feb. 1, 2001, Wolf retired as the team's executive vice president and general manager, and Harlan quickly named Sherman to replace Wolf. Sherman became the first head coach with the GM title since Starr in 1980.

Wolf's impressive nine-year tenure included 101 total victories (including eight in the playoffs) and the NFL's best regular-season record (83-45) since the 1993 advent of free agency.

Sherman returned the Packers to the playoffs in **2001** and again in **2002**, when they tied for the league's best record at 12-4. But they lost in the second round of the playoffs in 2001 and the first round in 2002.



In **2003**, the Packers appeared destined to reach the NFC Championship Game, if not the Super Bowl, when they won their final four regular-season games, including an inspiring 41-7 victory over Oakland engineered by a heavy-hearted Favre following the death of his father. The following week, Green Bay captured an improbable division title in the last two minutes of the season, when Arizona upset Minnesota and the Lambeau Field crowd broke the news to the Packers.

But Donovan McNabb led the Philadelphia Eagles to a come-from-behind, 20-17 overtime win to end an emotional Packers run in the divisional playoffs.

Not to be forgotten, the 2003 season included changes to three of the most-revered records in Packers history (Gregg's 33-year-old consecutive-games streak, broken by Favre; Taylor's 41-year-old season rushing record, surpassed by Ahman Green; and Hutson's 58-year-old career scoring mark, eclipsed by Ryan Longwell).

The Packers won a third straight NFC North title under Sherman in **2004**, but lost to Minnesota in a Wild Card playoff at Lambeau.

On Jan. 14, 2005, Harlan restructured the team's football operations, naming Ted Thompson general manager, with full authority over football decisions. Harlan said he based the decision on his belief in a preferred structure — separate individuals for the GM and head-coach positions.

The Packers crumbled to a 4-12 mark in **2005** and Thompson dismissed Sherman.

He made the announcement on Jan. 2, 2006, saying it was time for a new face to lead the team.

### THE MCCARTHY ERA

Thompson underwent an intensive nine-day search to tab Mike McCarthy the franchise's 14th head coach (Jan. 12, 2006).

McCarthy guided the Packers to a four-game winning streak to close his first season as head coach with an 8-8 record in **2006**, just behind the Giants for the NFC's last postseason spot.

The NFL's youngest club carried that momentum into **2007**, winning its first four games and ultimately tying the then-franchise record for regular-season victories with a 13-3 mark.

With Joe Philbin taking over as offensive coordinator, Ryan Grant emerging at midseason as a feature back, and Favre enjoying a brilliant final season in Green Bay, the offense finished second in the league.

Grant then posted franchise playoff records of 201 rushing yards and three touchdowns in a 42-20, snow-filled NFL playoff triumph over Seattle at Lambeau. In the third-coldest game in NFL championship history, with a temperature of minus 1 and wind chill of minus 23 at kickoff, Green Bay fell at home, 23-20, in overtime to the New York Giants in the NFC Championship Game.

In **2008**, the torch was passed to Aaron Rodgers from Favre, who retired in March with virtually every significant NFL passing record, un-retired in July and was traded to the New York Jets during the first week of training camp. Rodgers became just the second player in NFL history to pass for more than 4,000 yards in his first season as a starter.

On defense, the team set a franchise record with seven touchdowns, including six on interception returns, leading to Pro Bowl berths for Nick Collins, Charles Woodson and Al Harris. But the team lost seven games by four points or less and finished 6-10.

That led to a series of changes on the coaching staff, most of them on defense, as McCarthy hired Dom Capers as his new defensive coordinator. In **2009**, the defense was No. 2 in the league in yards allowed and No. 1 against the run for the first time in team history, setting a franchise record for the fewest rushing yards allowed per game (83.3).

That defensive prowess was highlighted by Woodson winning NFL Defensive Player of the Year, rookie Clay Matthews leading the team in sacks, and Collins joining both as Pro Bowl honorees. On offense, the team set a new franchise record for points (461). The Packers won seven of their final eight regular-season games to finish 11-5 and earn an NFC Wild Card playoff berth.

Rodgers earned his first Pro Bowl nod and threw for a Green Bay postseason-record 423 yards and record-tying four TDs as the Packers rallied from a 21-point second-half deficit but fell 51-45 in overtime at Arizona, marking the highest-scoring postseason game in NFL history.

The team got out to a 3-1 start in **2010**, but injuries to key players mounted. By season's end, the Packers would place 15 players on the season-ending injury list.

Despite the injuries, the Packers never blinked. Defensively, they ranked No. 2 in the NFL in scoring defense at 15.0 points per game. Matthews, who racked up 13½ sacks, was voted a Pro Bowl starter and

a consensus first-team All-Pro and was named the league's defensive player of the year by various publications. In the secondary, Woodson set career highs in tackles and forced fumbles. Tramon Williams led the team with six interceptions, earning his first bid to the Pro Bowl, where he was joined by Collins, who was chosen for the third consecutive year.

The Packers became the first team since 1970 to never trail a game by more than seven points over an entire season. Green Bay secured the sixth and final seed in the NFC playoffs with a 10-6 record.

The Packers won the Wild Card game at Philadelphia by a score of 21-16. The following week they traveled to Atlanta and beat the top-seeded Falcons, 48-21, on the strength of a near-flawless display of quarterbacking by Rodgers (31 of 36 for 366 yards and three TDs).

For the NFC championship, the Packers beat their division rival, the Chicago Bears, 21-14, as the defense forced three Chicago turnovers.

The Super Bowl pitted the Packers against the AFC champion Pittsburgh Steelers. The Packers stormed out to a 21-3 lead in the first half, with two touchdowns from Rodgers and one on an interception return by Collins. The Packers were forced to overcome injuries, as veteran stalwarts Donald Driver and Woodson were both ruled out of the game late in the first half.

The Steelers fought their way back, but a forced fumble by Matthews at the start of the fourth quarter led to another Rodgers touchdown pass. Forcing a turnover on downs on Pittsburgh's final drive, the Packers won the franchise's fourth Super Bowl, 31-25.

Despite no offseason program and an abbreviated training-camp schedule due to the work stoppage, the Packers recorded a franchise-best 15-1 record in 2011, becoming just the sixth team in NFL history to reach the 15-win plateau, and when combining the start of 2011 with the six wins that closed out 2010, the 19-game winning streak was the longest in team history and second longest in league annals.

Rodgers earned the league's Most Valuable Player award and consensus first-team All-Pro honors from almost every major publication after posting an NFL-record 122.5 cumulative passer rating.

In the postseason, Green Bay lost to the eventual Super Bowl champion New York Giants in the divisional round, 37-20.

In 2012, the club recovered from a 2-3 start to win nine of the final 11 games and back-to-back NFC North titles. Matthews became the first player in franchise history to be named to the Pro Bowl in each of his first four seasons in the league.

After winning the Wild Card matchup with the division-rival Minnesota Vikings, the Packers fell, 45-31, to San Francisco.

The Packers welcomed the 2013 campaign with an upgraded facility that was highlighted by the addition of 6,700 new seats. Despite being besieged by injuries to key players, including losing Rodgers for seven games due to a broken collarbone, Green Bay won the division for the third straight year after beating the Bears in Week 17.

The Packers' season would end at Lambeau Field in the Wild Card game, as San Francisco kicked a game-winning 33-yard field goal as time expired.

After road losses in two of the first three games of the 2014 season, the Packers won 11 of the final 13 games to finish 12-4, going 8-0 at home. Green Bay's fourth consecutive division title was led by Rodgers, who earned NFL MVP honors from AP for the second time in his career.

The Packers' home success during the regular season continued with a 26-21 win over the Dallas Cowboys in the divisional round. The season came to an end the following week in Seattle after the Seahawks rallied in the final minutes of the fourth quarter to beat the Packers, 28-22, in overtime.

In 2015, the Packers started 6-0 for just the fourth time since 1945. Green Bay honored Favre by unveiling his name and retired No. 4 during halftime of the Packers' first home Thanksgiving game since 1923. The Packers had an up-and-down last 10 games to finish with a 10-6 record and the No. 5 seed in the postseason.

After a 35-18 victory at Washington, Green Bay faced the Cardinals nearly three weeks after losing at Arizona. After a back-and-forth game, Rodgers heaved a pass to the end zone that WR Jeff Janis leaped to grab and the game went into overtime. For the second consecutive year, Green Bay's season would end on the first possession of overtime as Arizona went 80 yards in three plays to score a touchdown and win, 26-20.

The offseason saw Favre elected to the Pro Football Hall of Fame.

After starting the 2016 season 3-1, the Packers dropped five of the next six games to sit at 4-6. A road Monday night victory at Philadelphia started a six-game winning streak that was the longest by the Packers to end a regular season since 1941 (nine games).

The NFC North-champion Packers beat the New York Giants at home, 38-13, in the Wild Card round and used two 50-plus-yard field goals from Mason Crosby in the final minutes to win, 34-31, at Dallas. Green Bay appeared in an NFC-leading fourth NFC Championship Game since 2007,



but lost, 44-21, at Atlanta.

Green Bay opened the 2017 season with a 4-1 record, marking the fourth time under McCarthy that the Packers won at least four of their first five games. In Week 6, the season changed as the Packers lost Rodgers to a collarbone injury that would only allow him to play in one more game the rest of the season. Brett Hundley would step in to lead the Packers.

After three consecutive losses dropped Green Bay to 4-4, Hundley would lead the Packers to wins in three of the next five games. With playoff hopes still alive, Rodgers returned in Week 16, but the Packers fell seven points short of the Panthers. Hundley finished out a season that ended with a 7-9 record.

The offseason brought a slew of changes. Thompson transitioned to a role as senior advisor to football operations while Brian Gutekunst was named general manager and Russ LaB is promoted to executive vice president/director of football operations. McCarthy also revamped his coaching staff with numerous changes, including welcoming back Joe Philbin as offensive coordinator and hiring Mike Pettine as defensive coordinator.

The 2018 season started with a come-from-behind victory over the Bears that was fueled by a hobbled Rodgers.

Green Bay's 100th season would be the last for McCarthy. After going 3-7-1 in the next 11 games, the Packers parted ways and named offensive coordinator Philbin as interim head coach. Green Bay finished 2-2 in the final four games for an overall record of 6-9-1.

## THE LaFLEUR ERA

On Jan. 8, 2019, Matt LaFleur was named the 15th head coach in franchise history. He brought 10 years of coaching experience in the NFL and 17 overall to Green Bay, having previously served as an offensive coordinator in 2017-18 (Tennessee Titans, 2018; Los Angeles Rams, 2017) and a quarterbacks coach for seven years (Atlanta Falcons, 2015-16; Notre Dame, 2014; Washington Redskins, 2010-13).

The Packers not only brought in a new coach in 2019, but Gutekunst also added veteran LBs Za'Darius Smith and Preston Smith as well as S Adrian Amos and G/T Billy Turner, who would all become key contributors.

Green Bay came out strong as LaFleur became the 19th NFL head coach and the first since Jim Harbaugh in 2011 to win at least seven of his first eight games.

The Packers fell on the road in two of the next three contests, but responded by winning their final five games to secure a 13-3 record and the No. 2 seed in the NFC as LaFleur led the biggest one-year win improvement in franchise annals (plus-seven wins).

Green Bay won its first NFC North title since 2016 and finished 6-0 in the division for just the second time (2011) since the league went to a divisional format in 1967. LaFleur became the first coach in franchise history to lead his team to the postseason in his first season and the first head coach in team history to lead the Packers to a division title in his first season.

The Packers defeated the Seattle Seahawks in the divisional round, 28-23, to advance to their first NFC title contest since 2016. That would be as far as Green Bay would go as the Packers lost, 37-20, to the 49ers in the NFC Championship Game.

RB Aaron Jones enjoyed a breakout season, registering a franchise-best 23 total touchdowns (including playoffs). T David Bakhtiari and Rodgers were original selections to the Pro Bowl and WR Davante Adams, DL Kenny Clark and Za'Darius Smith were named to the Pro Bowl as injury replacements.

The 2020 season was unlike any seen by the sports world. A global health pandemic known as COVID-19 dramatically changed how team sports operated. The normal in-person NFL offseason was switched to a virtual program for the spring. Teams first reported to their facilities for in-person practice and meetings in late July for training camp, and all preseason games were canceled. For training camp and most of the regular season, practices and games took place in front of empty stands.

The Packers opened the regular season with four consecutive wins and scored 30-plus points in each contest. Green Bay matched the four games with 30-plus points later in the season (Weeks 11-14) to mark the first time in franchise history that the Packers had two separate streaks of four straight games with 30-plus points in a season.



## A UNIQUE FRANCHISE

- **No owner** (last remaining publicly owned pro sports team, 5,204,625 shares, 538,967 stockholders, none of whom receive dividend on initial investment).
- Team plays in major sports' **smallest TV market** – 69th (Buffalo, 53, is closest).
- Packers have 22 playoff appearances in last 29 years, and have won **most NFL titles** (13) in league history.
- Green Bay has 28 **Pro Hall of Famers**, second most in league.
- Team has **averted four financial collapses**: 1921, 1922, 1933 and 1949. Other than after the 1921 season, the community rescued the team.
- In a century of franchise movement, only 10 other pro sports teams – none in football – have held **same moniker in same location** longer (nine baseball, one hockey).
- Only two other pro sports venues have been in continuous use longer than **Lambeau Field** (1957) – Boston's Fenway Park (1912) and Chicago's Wrigley Field (1916).
- The team's **waiting list** has more than 144,000 names.
- The Packers have a worldwide fanbase, and Packers supporters all over the world are celebrated through the Packers Everywhere platform on packerseverywhere.com.
- Before radio, when the Packers played on the road, hundreds of fans would gather at Turner Hall, the old Elks Club or the Columbus Club to follow the play-by-play delivered from the visiting city via telegraph reports.
- Packers were first team to open a **hall of fame** and museum (1967).

Green Bay lost two of the next three before back-to-back wins. An overtime loss at Indianapolis was the last of the regular-season, as Green Bay reeled off six straight wins, marking only the second time in team history (1996-97) that the Packers had ended the regular season on a winning streak of five-plus games in back-to-back years (five in 2019). Green Bay finished with a 13-3 record, marking just the second time in team history that the Packers won 13-plus games in back-to-back seasons (13-3 in both 1996 and 1997). Green Bay won the NFC North for the second consecutive season, and the 11-1 (.917) record in division games marked only the second time that the Packers had lost one or fewer division games over a two-year span (dating back to 1967).

The offense scored the second-most points in a season (509) in team history (560 in 2011). Rodgers' NFL-leading 121.5 passer rating was the second-highest single-season mark by a quarterback in NFL history, trailing only his 122.5 rating in 2011.

Rodgers was one of seven Packers named to the Pro Bowl (Adams, CB Jaire Alexander, Bakhtiari, G Elton Jenkins, Jones, Rodgers and Z. Smith), including six who were named starters (all but Jones), giving Green Bay the most starter selections since it had eight in 1967. The Packers had six players named All-Pro by AP (Alexander, Z. Smith) including four first-team selections (Adams, Bakhtiari, C Corey Linsley, Rodgers) which were the most by Green Bay since 1967 (six).

Adams had a historically great season, tying WR Sterling Sharpe (1994) for the most receiving TDs in a season (18, tied for No. 3 in NFL history). Adams was the first NFL player to have 15-plus TD receptions and average 95-plus receiving yards and eight-plus receptions per game.

After a regular season in which Green Bay earned the No. 1 seed in the NFC for the third time since 1990 (1996, 2011), the Packers beat the Los Angeles Rams to earn a trip to the NFC title game for the ninth time since the 1970 AFL-NFL merger and the fourth time since 2014 (2014, 2016, 2019), the most in the NFC over that span. It marked the first time since 1995-97 that Green Bay appeared in consecutive NFC title games. But the road would end there as the Buccaneers defeated the Packers at Lambeau, 31-26.

In 2021, the world and league continued to navigate the COVID-19 health pandemic, but preseason games and full stadiums of fans returned. It was the first season under the league's new schedule that featured a 17-game regular season while the preseason was reduced to three contests.

After a loss in Week 1 to the New Orleans Saints Green Bay went on a roll, winning seven straight contests. The winning streak was the longest by the Packers since 2011 (13) and marked the sixth time Green Bay started a season 7-1 or better, including the second time under the direction of LaFleur (1996, 2002, 2007, 2011, 2019). Dating back to 1940, it was just the second time the Packers won at least seven of their first eight games two times in the span of three seasons (8-0 in 1962 and 7-1 in 1963).

Green Bay suffered two road losses over the next three games, but got back on track and started a five-game winning streak with a victory over the Rams in Week 12. A win over Minnesota in Week 17 at the tail end of the streak secured the Packers their third consecutive 13-win season, third straight NFC North title and second consecutive No. 1 seed in the NFC.

It was the sixth time in franchise history that the Packers won at least three consecutive division titles (1960-62, 1965-67, 1995-97, 2002-04, 2011-14). Green Bay became the first team in NFL history to win 13-plus regular-season games in three straight seasons. LaFleur (39-10, .796) passed George Seifert (38-10, .791, 1989-91) for the most wins by an NFL head coach in his first three seasons in the league.

For the fourth time in his career, Rodgers led the league in passer rating (111.9) in 2021, joining Steve Young (six times), Roger Staubach (four) and Ken Anderson (four) as the only players to lead the NFL in rating at least four times since 1970. Rodgers threw for 37 touchdowns, marking his eighth season with at least 30 TD passes, the fifth most in NFL history (Tom Brady, Brett Favre and Peyton Manning, nine / Drew Brees, 10).

Rodgers was named NFL Most Valuable Player by AP and by the Pro Football Writers of America for the 2021 season. He became the fifth player in NFL history to win consecutive MVPs and ranks No. 2 with four AP MVP awards (2011, 2014, 2020, 2021), trailing only Manning's five. It was Rodgers' fourth overall PFWA MVP award (2011, 2014, 2020, 2021), tying him with Manning for the most in the history of the PFWA. Rodgers also earned All-Pro honors from the AP for the fifth time (first team in 2011, 2014, 2020 and 2021, second team in 2012) and was selected to the Pro Bowl for the 10th time in his career (2009, 2011-12, 2014-16, 2018-21), passing Favre and T Forrest Gregg for the most Pro Bowl selections by a Packer.

Adams set new single-season team records for receptions (123) and receiving yards (1,553) and became the first player in team history with three 100-catch seasons (2018, 2020-21). He was the only player in league history with 115-plus catches, 1,350-plus receiving yards and 11-plus receiving TDs in back-to-back seasons (2020-21). Adams was named All-Pro by AP as one of five unanimous first-team selections. He became the first Green Bay receiver to be selected All-Pro in back-to-back seasons since Sharpe in 1992-93. Adams also earned his fifth straight selection to the Pro Bowl (2017-21), making him only the second Packers WR to make five-plus consecutive Pro Bowls (Lofton, six in a row from 1980-85). Adams' five career selections are tied with Sharpe for the second most by a WR in franchise history (Lofton, seven).

After a successful 13-4 regular season, Green Bay hosted the San Francisco 49ers in the NFC Divisional Playoff. On a cold, snowy night at Lambeau Field, the Packers came up short as a last-second field goal by Robbie Gould ended Green Bay's season.

The 2022 season saw the Packers fall just short of the postseason with an 8-9 record, but Green Bay reached 790 regular-season victories, the most in NFL history. The Packers were 4-4 in the eight games they played against teams that made the playoffs in 2022. Of the Packers' 14 opponents, 10 finished the 2022 season with eight-plus wins.

Green Bay opened the season with wins in three of the first four contests. In Week 5, the Packers became the 32nd NFL team to play in London since 2007, falling to the Giants in what was the first London matchup between two teams with winning records. The overseas trip started what was a five-game losing streak for Green Bay, with four of the five losses coming on the road.

The Packers snapped the streak with a win over Dallas in Week 10, which was former Packers head coach Mike McCarthy's first game back at Lambeau Field. It was Green Bay's second win in overtime on the season, tied for the second most in a season by Green Bay since 2000 behind only three wins in 2017.

Green Bay lost the next two games but rebounded with its eighth straight win against the Bears, the Packers' longest winning streak vs. Chicago since a seven-gamer in 2000-03 and tied for the second longest behind only a 10-game winning streak vs. the Bears from 1994-98.

After the latest bye (Week 14) ever for Green Bay, the Packers beat the Los Angeles Rams at home, marking Green Bay's sixth straight win on *Monday Night Football*, the longest streak in team history.

The Packers played on Christmas for the second straight year, the fourth time in franchise history and for the first time on the road.

Green Bay came back from 10 points down to win at Miami, marking the third double-digit comeback for the Packers (10 points at Chicago / 14 points vs. Dallas) and tying for the most in a single season in franchise history (2017, 2002, 1990).

After beating the Vikings at home in Week 17, Green Bay fell to the Detroit Lions to end the season.



## PACKERS TIMELINE

**1919**

- Packers organized over course of two meetings in editorial rooms of *Green Bay Press-Gazette* (Aug. 11 and 14). Indian Packing Co. of Green Bay sponsors team its first two seasons.

**1921**

- J. Emmett Clair granted American Professional Football Association franchise for Green Bay in the name of Acme Packing Co. (Aug. 27). Within a week of first league game, Packers cut ties with financially strapped Acme Packing.
- Packers-Bears series launched at Chicago (Nov. 27). Packers lose, 20-0, to Chicago Staleys, who would change their name to Bears the next season.

**1922**

- Green Bay's franchise ousted from APFA during league meeting in Canton, Ohio (Jan. 28), for using college players under assumed names in non-league game against Racine at end of 1921 season.
- Green Bay readmitted (June 24) during league meeting in Cleveland. Private Green Bay Football Club is awarded franchise. At same meeting, APFA changes its name to National Football League.
- With Green Bay's franchise deeply in debt following a weather-plagued season, local football boosters meet at Elks Club (Dec. 7) and set in motion plans for stock sale to save franchise. Local attorney John Kittell presides and appoints committee of Andrew B. Turnbull, Lee Joannes, Fred Hurlbut, Ray Tilkins and George De Lair to organize the sale. Publicly owned Green Bay Football Corporation emerges.

**1925**

- Packers dedicate City Stadium with 48-6 non-league victory over Iron Mountain All-Stars (Sept. 13).
- Packers beat Bears for first time (Sept. 27) before record Green Bay crowd of 5,389 at City Stadium.

**1928**

- Little Green Bay's surprise 7-0 victory over N.Y. Giants in first trip to the "Big City" (Oct. 23) creates huge buzz and glowing coverage from large metropolitan newspapers.

**1929**

- Packers announce signings of veterans Cal Hubbard (July 31), Johnny Blood (Aug. 27) and Mike Michalske (Sept. 4). Finish 12-0-1 and win first NFL title.

**1930**

- Packers win second straight NFL title with 10-3-1 record.

**1931**

- Fan injures back when bleachers collapse at City Stadium during game against Brooklyn (Sept. 20) and eventually receives close to \$5,000 in lawsuit that forces Packers into receivership during appeal process.
- Packers become first team to win three straight NFL titles, finish with 12-2 record.

**1933**

- Local CPA Frank Jonet appointed receiver by Judge Henry Graess (Aug. 15) in effort by Green Bay Football Corp. to conserve its assets.

**1935**

- Newly organized Green Bay Packers, Inc. files articles of incorporation with state of Wisconsin (Jan. 26). Officers elected at organizational meeting (Jan. 29).
- Packers sign end Don Hutson from University of Alabama (Feb. 19), three days before making an official announcement.

**1936**

- Packers make Russ Letlow, University of San Francisco guard, their No. 1 choice in first NFL Draft (Feb. 8).
- Packers win fourth NFL championship, first under playoff system. Team posts 11-1-1 record, defeating Boston Redskins for title at New York's Polo Grounds, 21-6, after George Preston Marshall moves game (Dec. 13).

**1938**

- Packers win Western Division championship, lose to Giants in NFL title game at New York, 23-17 (Dec. 11).

**1939**

- Packers repeat for Western Division title, rout Giants in title game at Milwaukee, 27-0 (Dec. 10).

**1941**

- Packers tie Bears for Western Division title, fall to Bears in Chicago playoff, 33-14 (Dec. 14).

**1944**

- Ted Fritsch scores both touchdowns, Packers beat Giants, 14-7, at New York's Polo Grounds for sixth NFL title (Dec. 17).

**1945**

- Don Hutson catches four TD passes, kicks five PATs in second quarter against Detroit at Milwaukee, sets all-time single-quarter scoring record (29 points), Packers win, 57-21 (Oct. 7).

**1949**

- Packers play Thanksgiving intrasquad game at (old) City Stadium, raise close to \$50,000 to stay afloat financially (Nov. 24).
- Packers dip to all-time low under Curly Lambeau, 2-10-0 (they were 3-9-0 in 1948).

**1950**

- Lambeau resigns to become vice president, head coach of Chicago Cardinals (Feb. 1).
- Gene Ronzani, ex-Bears star, named head coach, vice president (Feb. 6).
- Packers launch stock drive (April 12) that raises more than \$100,000 and puts team on sound financial basis.

**1953**

- Packers debut in new Milwaukee County Stadium (Sept. 27).
- Ronzani forced to resign (Nov. 27) with two games remaining and Packers in last place with 2-7-1 record; Hugh Devore and Ray "Scooter" McLean named interim co-coaches.

**1954**

- Lisle Blackburn named third head coach (Jan. 7).

**1957**

- City Stadium (renamed Lambeau Field in 1965) completed just in time for season opener, dedicated (Sept. 29) with 21-17 victory over Bears.

**1958**

- Packers announce firing of head coach Lisle Blackburn and hiring of Ray "Scooter" McLean as his replacement (Jan. 6).
- Dominic Olejniczak elected seventh president of Green Bay Packers, Inc. (April 28).
- McLean resigns after worst year in Packers history with 1-10-1 record (Dec. 17).

**1959**

- Vince Lombardi, offensive assistant of N.Y. Giants, named Packers' head coach and GM (Jan. 28).
- Packers post first winning season (7-5) in 12 years.

**1960**

- Packers win Western Division crown, first since 1944, but lose to Eagles in NFL title game, 17-13 (Dec. 26).
- Paul Hornung scores 176 points, an NFL record until 2006.

**1961**

- Packers rout N.Y. Giants, 37-0, for seventh NFL championship, first title game ever played in Green Bay (Dec. 31).

**1962**

- Packers beat Giants at Yankee Stadium, 16-7, for second straight league crown (Dec. 30).

**1965**

- E.L. "Curly" Lambeau, Packers' founder and first coach, dies at age 67 (June 1); stadium renamed Lambeau Field (Sept. 11).
- Packers defeat Baltimore Colts, 13-10, at Green Bay in sudden-death Western Conference playoff (first overtime in team history) on Don Chandler's 25-yard field goal at 13:39 of overtime (Dec. 26).

**1966**

- After removing four inches of snow at Lambeau Field, Packers beat Cleveland Browns, 23-12, for ninth NFL title (Jan. 2).

**1967**

- Game-ending end-zone interception by Tom Brown enables Packers to down Cowboys, 34-27, in Dallas for second straight NFL title (Jan. 1, 1967).
- Packers defeat AFL's Chiefs, 35-10, at Los Angeles in first Super Bowl (Jan. 15).
- Packers win "Ice Bowl," edge Cowboys, 21-17, for third consecutive NFL title; Bart Starr's last-minute, 1-yard sneak wins game in minus 13 temperature (Dec. 31).

**14 TIMES WORLD CHAMPIONS?**

The Packers won their first three NFL championships (1929-31) based on the league's final standings. In 1933, the league divided its 10 teams into two divisions and the two winners faced each other to settle the championship.

In 1932, there was an unofficial championship game won by the Chicago Bears, 9-0, over the Portsmouth Spartans. Had the NFL counted ties then like they do now, the Packers would have won a fourth straight title.

Since 1972, ties have counted as a half-win. From 1921-71, ties weren't included in a team's winning percentage.

In 1932, the Chicago-Portsmouth game was counted in the final standings. But had ties counted as a half-win, there would have been no need for an extra game.

	UNDER 1932 RULES			UNDER CURRENT RULES					
Chi. Bears	7	1	6	.875	Green Bay	10	3	1	.750
Green Bay	10	3	1	.769	Portsmouth	6	1	4	.727
Portsmouth	6	2	4	.750	Chi. Bears	6	1	6	.692



**1968**

- Packers beat Oakland, 33-14, in second Super Bowl at Miami, (Jan. 14); contest is first-ever \$3 million game.
- Lombardi steps down as Packers head coach, stays as general manager; Phil Bengtson named coach (Feb. 1).

**1969**

- Lombardi resigns to become part-owner, executive vice president and head coach of Washington (Feb. 5); Bengtson named Packers' GM.

**1970**

- Lombardi dies at age 57 (Sept. 3).
- Bengtson resigns (Dec. 21).

**1971**

- Dan Devine, University of Missouri coach, named Packers head coach and general manager (Jan. 14).

**1972**

- Packers win first division title since 1967 (10-4), but lose in Divisional playoff at Washington, 16-3 (Dec. 24).

**1974**

- Devine resigns (Dec. 16), following 5-7-2 mark in 1973 and 6-8-0 in 1974.
- Bart Starr, who quarterbacked Packers to five NFL titles in seven years during 1960s, named head coach and GM (Dec. 24).

**1982**

- Judge Robert J. Parins elected Packers president (May 31), succeeding Dominic Olejniczak, becoming first full-time chief executive in team's history.
- Packers build 55,000-square-foot indoor facility.

**1983**

- Packers make playoffs for first time since 1972, defeat St. Louis in first round (41-16, Jan. 8, 1983) before losing to Dallas (37-26, Jan. 16).
- Starr released as head coach (Dec. 19).
- Former Packers great Forrest Gregg named head coach (Dec. 24), agreeing to five-year contract.

**1985**

- Packers build 72 private boxes at Lambeau Field, increasing stadium seating capacity to 56,926.

**1986**

- Packers report first \$2 million annual profit in their history (\$2,029,154).
- Green Bay Packers Foundation, vehicle to assure continued contributions to charity, established (Dec. 30).

**1987**

- Fred N. Trowbridge, longtime Packers treasurer and executive committee member, dies (March 14).
- Packers report first-ever \$3 million profit (\$3,018,000).

**1988**

- Gregg resigns to become head coach at alma mater, Southern Methodist University (Jan. 15).
- Lindy Infante, Browns offensive coordinator, named Packers head coach, agreeing to five-year contract (Feb. 3).

**1989**

- Judge Robert J. Parins retires as president of Packers Corporation, elected honorary chairman of the board (June 5).
- Bob Harlan elected president and chief executive officer of Packers Corporation, succeeding Judge Parins (June 5).
- Packers announce plans for construction of 1,920 club seats – a "first" for Lambeau Field – in south end zone, and 36 additional private boxes, at projected cost of \$8,263,000 (Aug. 22).

**1990**

- Packers extend Infante's contract two years – through the 1994 season (Jan. 16).

**1991**

- Michael R. Reinfieldt, former Pro Bowl safety and Los Angeles Raiders executive, becomes Packers' first chief financial officer (Jan. 7).
- Names of Packers' Pro Football Hall of Famers placed on walls of Lambeau Field's private boxes with team's championship years emblazoned in south end zone.
- Tom Braatz, executive vice president of football operations, relieved of his duties (Nov. 20).
- Ron Wolf, N.Y. Jets director of player personnel and veteran of 29 years as pro football scout and executive, named executive vice president and general manager by Harlan, with full authority over Packers' football operation (Nov. 27).
- Infante relieved as head coach by Wolf (Dec. 22).

**1992**

- Mike Holmgren, offensive coordinator of San Francisco 49ers, named by Wolf as 11th head coach in Packers history (Jan. 11).
- Wolf deals first-round draft pick to Atlanta for quarterback Brett Favre (Feb. 11).
- Holmgren becomes only third head coach in Packers history to have winning record in his first season (9-7).



Wolf

**1993**

- Packers sign most sought-after free agent, Reggie White (Apr. 8).
- Treasurer John R. Underwood reports then-record corporation profit of \$4.96 million before booking of \$4.1 million for share of NFL litigation with players (May 26).
- New 20,500-square-foot addition to Packers' training quarters, housing 84-by-70-foot gymnasium and new PR and marketing offices, completed in July.
- LeRoy Butler invents "Lambeau Leap" and Packers shut out Los Angeles Raiders, 28-0, in minus 22-degree wind chill, gain playoff berth for first time since 1982 (Dec. 26).

**1994**

- Packers defeat Detroit Lions in NFC Wild Card contest, 28-24, for first postseason victory since January 1983 (Jan. 8).
- Packers extend contract of Wolf as executive vice president/general manager for three additional years, through 1999 (March 31).
- Harlan announces plans to construct 90 additional private boxes and auxiliary press box in Lambeau Field's north end zone in 1995 (April 21).
- Don Hutson Center, Packers' new, \$4.67 million indoor practice facility, dedicated (July 18).
- Harlan announces that, beginning with 1995 season, Packers will leave Milwaukee and play their entire 10-game home schedule at Green Bay's Lambeau Field (Oct. 12).
- Packers end 62-year Milwaukee stay on winning note, beating Atlanta at County Stadium, 21-17 (Dec. 18).
- Mounting 28-6 halftime lead, Packers top Tampa Bay, 34-19, qualify for NFL playoffs for second year in a row. In process, close season with 9-7 record, thus posting third consecutive winning campaign for first time since 1965-67 (Dec. 24).
- Packers defeat Detroit in NFC Wild Card game, 16-12, recording franchise's 15th postseason win (Dec. 31).



Hutson

**1995**

- Injured WR Sterling Sharpe, Green Bay's career receptions leader at the time, is released "with reluctance" (Feb. 28).
- Construction of 90 additional private boxes in Lambeau Field's north end zone is completed (August).
- Packers defeat Pittsburgh Steelers, 24-19, at Lambeau Field in regular-season finale (Dec. 24), clinch first NFC Central Division championship since 1972.
- Packers beat Falcons, 37-20, in NFC Wild Card game, maintain team's perfect (9-0) home playoff record (Dec. 31).

**1996**

- Packers stun defending Super Bowl champion San Francisco, 27-17, in Divisional playoff at 49ers' 3Com Park (Jan. 6).
- Treasurer John R. Underwood reports then-record organization profit of \$5,440,628 at annual stockholders' meeting (May 29).
- Packers complete \$4 million Lambeau Field project in August, installing second replay board and two new scoreboards to fully enclose stadium.

**1976 ALL-TIME TEAMS****IRON MAN ERA TEAM**

Don Hutson . . . . .	End
Milt Gantenbein . . . . .	End
Robert "Cal" Hubbard . . . . .	Tackle
Mike Michalske . . . . .	Guard
Charley Brock . . . . .	Center
Charles "Buckets" Goldenberg . . . . .	Guard
Burford "Baby" Ray . . . . .	Tackle
Larry Craig . . . . .	Blocking Back
Johnny Blood . . . . .	Halfback
Tony Canadeo . . . . .	Halfback
Clarke Hinkle . . . . .	Fullback

**MODERN ERA TEAM**

Offense	Defense
Boyd Dowler . . . . .	Wide Receiver
Bob Skoronski . . . . .	Tackle
Fred "Fuzzy" Thurston . . . . .	Guard
Jim Ringo . . . . .	Center
Jerry Kramer . . . . .	Guard
Forrest Gregg . . . . .	Tackle
Ron Kramer . . . . .	Tight End
Max McGee . . . . .	Wide Receiver
Bart Starr . . . . .	Quarterback
Paul Hornung . . . . .	Running Back
Jim Taylor . . . . .	Running Back
Willie Davis . . . . .	End
Henry Jordan . . . . .	Tackle
Dave Hanmer . . . . .	Tackle
Lionel Aldridge . . . . .	End
Dave Robinson . . . . .	Left LB
Fred Carr . . . . .	Right LB
Ray Nitschke . . . . .	Middle LB
Herb Adderley . . . . .	Left CB
Bob Jeter . . . . .	Right CB
Willie Wood . . . . .	Safety
Bobby Dillon . . . . .	Safety

Specialists: Punter - Dick Deschaine, Kicker - Don Chandler  
*Iron Man and Modern Era teams chosen by vote of fans from 29 states in 1976 Packers game program poll*

- Design of stamp bearing likeness of Lombardi is unveiled in Lambeau Field (Nov. 3).
- Packers clinch second consecutive NFC Central Division championship with 41-6 victory over Denver (Dec. 8).



## 1997

- Packers vanquish 49ers, 35-14, in NFC Divisional playoff at Lambeau Field (Jan. 4).
- Packers beat Carolina Panthers in NFC Championship Game, 30-13, earn first Super Bowl trip since 1967 (Jan. 12).
- Packers defeat New England Patriots, 35-21, in Super Bowl XXXI at Louisiana Superdome in New Orleans (Jan. 26), claim 12th NFL title.
- With wind chill registering a frigid 0 to 10 degrees below zero during three-hour parade through city, an estimated 200,000 enthusiastic fans welcome Packers home from Super Bowl victory. Another 60,000 jam Lambeau Field for official program hailing world champions (Jan. 27).
- Packers extend contract of Wolf as executive vice president/general manager for three additional years, through 2002 (April 8).
- Underwood reports, at annual shareholders' meeting, then-record net income for Packers Corporation of \$5,877,061 for fiscal 1996 (May 28).
- Don Hutson, most-fareed pass receiver in pro football history, dies at age 84 (June 26).
- Packers establish own website, www.packers.com (July 23).
- Packers' two practice fields are named Clarke Hinkle Field and Ray Nitschke Field in honor of two of team's Pro Football Hall of Fame members, Wolf announces (July 24).
- Favre signs seven-year contract, longest in Packers history, and one making him – at time of signing – highest-paid player in history of pro football (July 25).
- Gross Avenue in Village of Ashwaubenon is renamed and dedicated as Holmgren Way in honor of Packers head coach (Aug. 17). Street, poetically, intersects Lombardi Avenue.
- At special meeting, Packers shareholders approve issuance of additional stock for first time since 1950 (Nov. 13), with offering of 400,000 shares at \$200 per share.
- Packers clinch postseason berth for record fifth straight year (Dec. 1) with 27-11 victory over Minnesota Vikings.
- Packers capture third consecutive NFC Central Division title via 17-6 victory over Buccaneers in Tampa (Dec. 7), earn first-round bye in playoffs and right to host Divisional playoff.



- Reggie White, a Pro Bowl selection for record 13 consecutive years, announces retirement, ending one of the most distinguished playing careers in NFL history (Feb. 15).
- Lambeau Field named by *Sports Illustrated* in June as eighth-best venue in the world to watch sports, only NFL stadium to make publication's list of 20.
- Largest crowd ever to see Packers play a game in Wisconsin, 78,184, watches Green Bay defeat Denver, 27-12, in preseason contest at Camp Randall Stadium in Madison, Wis. (Aug. 23).
- White, the sure-fire Hall of Fame defensive end who played six distinguished seasons for Packers from 1993-98, honored at halftime of nationally televised game with Tampa Bay. An emotional White tells crowd, "I have been honored and privileged to have been a Packer, and I will always be a Packer" (Oct. 10).

## 2000

- Wolf relieves Rhodes as head coach (Jan. 3).
- Mike Sherman, Seattle offensive coordinator and 21-year coaching veteran, named 13th head coach in Packers history by Wolf (Jan. 18).
- Packers president Bob Harlan announces plans for proposed \$295 million redevelopment of Lambeau Field (Jan. 22).
- Gov. Tommy Thompson, at Lambeau Field, signs state legislature's stadium renovation bill into law, making possible a 0.5 percent sales tax to fund \$160 million in construction bonds or loans for redevelopment of Lambeau Field (May 13).
- Organization suffered \$419,000 operating loss for fiscal 1999. Underwood reports at annual shareholders' meeting (July 12).
- By a margin of 53-47 percent, Brown County voters approve referendum establishing half-cent-per-dollar sales tax to help fund redevelopment of Lambeau Field (Sept. 12).
- Design for new Green Bay Packers license plate, to be available early in 2001, unveiled by Gov. Thompson at Lambeau Field (Oct. 15).



Sherman

## 2001

- Green Bay/Brown County Professional Stadium District Board approves new Lambeau Field lease agreement between district, Packers and city of Green Bay; primary term of lease is to run 30 years after opening of redeveloped stadium in 2003 (Jan. 3).
- Harlan names Sherman to succeed Wolf as GM (Feb. 1).
- Al Tremblay, only video director in team history, announces retirement, effective July 15, after 34 years (Feb. 13).
- Favre signs "lifetime" contract, with intention that he will finish his playing career with team (Feb. 28).
- Sherman names Mark Hatley as vice president of football operations (May 17).
- Packers, with help of Gov. Scott McCallum, stage ceremonial groundbreaking ceremony in stadium for Lambeau Field redevelopment project (May 19).
- NFL unanimously approves \$13 million loan to Packers for use in financing Lambeau Field redevelopment (May 23).
- Wolf retires as executive vice president and general manager, a position he had held since 1991 while leading Packers to Super Bowl heights (June 1).
- Packers host first Monday night game after Sept. 11 attacks; American flag is held by Wisconsin police and firefighters, members of both teams (Sept. 24).

## 2002

- Packers defeat 49ers, 25-15, in NFC Wild Card game (Jan. 13).
- Team stung in Divisional playoff at St. Louis, 45-17 (Jan. 20).
- Packers Foundation reaches \$1 million mark in grants (May 1).
- Packers football operations move into new offices, locker room and team facilities (July 15).
- New Packers Pro Shop opens at corner of Lambeau Field Atrium (July 27).
- "Under construction" Lambeau Field hosts first organized game, preseason contest vs. Cleveland, with new private boxes, press box and concourses (Aug. 26).
- Team clinches inaugural NFC North championship, in 30-20 win over Chicago, with four games left (Dec. 1).



The Packers hosted the NFL's first Monday Night Football game after the Sept. 11 attacks.

## 1999

- Favre engineers 89-yard drive to give Packers 27-23 lead with 1:56 left in NFC Wild Card playoff at San Francisco, but 49ers score with three seconds left to win, 30-27 (Jan. 3).
- Holmgren resigns to become executive vice president of football operations/general manager/head coach of Seattle Seahawks (Jan. 8).
- Ray Rhodes, former Eagles head coach and ex-Green Bay defensive coordinator, named Packers' 12th head coach (Jan. 11).
- John M. Jones named senior vice president of administration, succeeding Michael Reinfeldt (Feb. 10).

## 2003

- Team sustains first-ever home playoff loss, to Atlanta (Jan. 4).
- At annual shareholders' meeting, Underwood announces after-tax operating profit of \$15.5 million for 2002-03 fiscal year, allowing team to build its corporate reserve fund to \$58 million, the safety net for a publicly owned team without a billionaire owner (July 15).
- Spectacular 14-foot statues of Lambeau and Lombardi unveiled in plaza outside Atrium (Aug. 27).
- Team names same plaza after Robert E. Harlan (Sept. 2).
- Starr and Wolf dedicate stunning new Packers Hall of Fame (Sept. 4).
- Legendary players return to Green Bay, reenact Starr's Ice Bowl sneak, in "Rebirth of a Legend" event (Sept. 6).
- Two middle-school students and a host of dignitaries, including Commissioner Paul Tagliabue, rededicate Lambeau Field at half-time of season opener. Vikings spoil day, 30-25 (Sept. 7).
- Ahman Green breaks Jim Taylor's single-season franchise rushing mark, and Ryan Longwell breaks Hutson's Packers career scoring record, at San Diego (Dec. 14).
- At Oakland (Dec. 22), Favre authors one of finest career games, throwing for 399 yards and four TDs, in Monday night win, little more than 24 hours after father's death.
- After winning seven of last nine to keep pace, Packers capitalize on miraculous Minnesota loss at Arizona, clinch last-minute playoff berth and NFC North title, with win vs. Denver (Dec. 28).



## 2004

- Al Harris' interception return in overtime wins NFC Wild Card playoff vs. Seattle (Jan. 4).
- Inches from NFC title game, Packers sustain heartbreaking, 20-17 overtime loss at Philadelphia (Jan. 11).
- Packers name Lee Rammel team historian (Feb. 19).
- Mark Hatley, vice president of football operations, dies suddenly of heart failure (July 26).
- Underwood announces after-tax operating profit of \$20.8 million for 2003-04 fiscal year at annual shareholders' meeting (July 28). Team's then-record financial success, derived in part from new Lambeau Field Atrium and increase in stadium capacity of more than 7,000 over prior year, ups corporation reserve fund to \$84.5 million.
- John "Red" Cochran, who served organization for 42 years as an assistant coach and scout – and still was scouting for team – passes away at age 82 (Sept. 5).
- Packers clinch third straight NFC North title on last-second Longwell field goal, win at Minnesota, 34-31 (Dec. 24).
- White, who helped return glory to Titletown during 1990s, passes away in North Carolina (Dec. 26). Packers fly contingent of roughly 50 to funeral services, apply "92" decal to helmets.



## 2005

- Minnesota Vikings, swept by Packers in regular season, stun Green Bay in NFC Wild Card playoff at Lambeau Field, 31-17 (Jan. 9).
- Harlan names Ted Thompson executive vice president, general manager and director of football operations, with full authority over football decisions. Sherman becomes executive vice president and head coach (Jan. 14).
- At annual shareholders' meeting (July 27), treasurer Larry Weyers reports record \$25.4 million profit from operations during 2004-05 fiscal year. Team also establishes Packers Franchise Preservation Fund (PPFF), formerly the corporate reserve.
- Believed to be first time in broadcast history that an NFL practice is televised to national audience, Packers and Bills culminate two days of combined workouts with annual Family Night scrimmage on NFL Network (Aug. 5).
- For just fifth time in their rich history, Packers retire a uniform number, the late Reggie White's No. 92 (Sept. 18).



## 2006

- One day after a 23-17 win over Seattle finalizes Packers' first losing season since 1991, GM Thompson dismisses Sherman (Jan. 2).
- After thorough and exhaustive nine-day search, Thompson names Mike McCarthy the Packers' 14th head coach (Jan. 12).
- Lambeau Field hosts Frozen Tundra Classic, a collegiate hockey game in which eventual national champion Wisconsin defeats Ohio State, 4-2. Event draws 40,890, a virtual sellout and fourth-largest crowd at the time to see outdoor hockey game (Feb. 11).
- At team's quarterly board meeting, Harlan formally becomes chairman and chief executive officer and Jones becomes president and chief operating officer (May 31).
- Annual shareholders' meeting moves back to Lambeau Field; Weyers reports \$18 million profit from operations during 2005-06 fiscal year, saying Packers have moved to franchise-high seventh place in NFL team revenue rankings (July 19).
- White, a perennial All-Pro and then team's career sacks leader, becomes Packers' 21st representative in Pro Football Hall of Fame, receiving induction on first ballot (Aug. 5).



## 2007

- Team announces plans to celebrate 50th anniversary of Lambeau Field, NFL's longest-tenured facility. Anniversary logo is created to mark occasion with plans to feature it prominently, including on uniforms and on field (May 15).
- Executive Committee announces that John Jones, president and COO, has taken leave of absence for personal reasons (May 26).
- At team's quarterly meeting, board of directors unanimously supports move that will allow Bob Harlan, then chairman of the board, to serve as Packers' principal executive officer despite having reached mandatory retirement age of 70 (May 30).
- Executive Committee formally accepts resignation of Jones, who cites health concerns as reason for departure. Search committee for a new president and CEO, consisting of members of the Executive Committee and board of directors, is formed (July 20).
- At annual shareholders' meeting, treasurer Weyers reports \$22 million profit for 2006-07 fiscal year (July 25).
- For first time since Aug. 5, 1961, Packers hold training camp practice at City Stadium, with nearly 3,500 in attendance (July 31).
- Favre throws 421st career touchdown pass in victory at Minnesota, breaking Dan Marino's NFL career record (Sept. 30).
- Packers clinch first NFC North title and first playoff berth since 2004 with win over Oakland (Dec. 9).
- Board of directors unanimously elects Mark H. Murphy as Packers' new president and CEO. Schedule is established for Harlan to remain as chairman through end of football season, when he becomes chairman emeritus and Murphy officially assumes role as top executive (Dec. 3).
- Team historian Lee Rammel announces retirement, effective at end of calendar year, ending 62-year association with organization as a sportswriter and member of front office (Dec. 12).



## 2008

- GM Thompson signed to new five-year contract (Jan. 7).
- Packers overcome early 14-point deficit to defeat Seattle, 42-20, in NFC Divisional playoff at snow-covered Lambeau (Jan. 12).
- In third-coldest game in league championship history, with minus 1 temperature and minus 23 wind chill at kickoff, quest for fifth Super Bowl berth comes up agonizingly short with 23-20 overtime loss to eventual champion N.Y. Giants (Jan. 20).
- McCarthy signed to new five-year contract (Feb. 5).
- In awarding annual grants through Packers Foundation, franchise announces a comprehensive charity impact of more than \$5 million in past year (Feb. 19).





- Favre, owner of NFL career records for pass attempts, completions, yards and touchdowns at the time, and team's starting quarterback for past 253 games (275 including playoffs), announces retirement in formal press conference at Lambeau Field (March 6).
- At annual shareholders' meeting, treasurer Weyers reports \$23.4 million profit for 2007-08 fiscal year (July 24).
- Favre un-retires and is reinstated to roster by NFL commissioner Roger Goodell (Aug. 4), then traded to N.Y. Jets (Aug. 6).
- Aaron Rodgers becomes first quarterback other than Favre to start a Packers game since Sept. 27, 1992 (Sept. 8).

## 2009

- Packers select Boston College NT B.J. Raji with No. 9 overall pick in NFL Draft and trade up to select Southern California LB Clay Matthews at No. 26, first time since 1993 the Packers bring in two first-round draft choices (April 25).
- At annual shareholders' meeting, treasurer Weyers reports \$4 million profit for 2008-09 fiscal year (July 30).
- Packers dedicate renovated Nitschke Field as primary training-camp facility, welcoming overflow crowd of approximately 2,100 for first practice.
- WR Donald Driver breaks Sharpe's franchise record for career receptions (Oct. 18).
- Favre, now with Minnesota, plays first game against Green Bay (Oct. 5) and first game at Lambeau Field as member of visiting team (Nov. 1).
- Green breaks Taylor's franchise record for career rushing yards (Nov. 8).

## 2010

- Defense finishes season first in NFL against run for first time in team history, setting franchise record for rushing yards allowed per game. Offense sets franchise record for points in one season, surpassing 1996 Super Bowl-winning team (Jan. 3).
- In highest-scoring postseason game in NFL history, Packers fall, 51-45, in overtime at Arizona in NFC Wild Card playoff (Jan. 10).
- In awarding annual grants through Packers Foundation, franchise announces comprehensive charity impact of more than \$4 million in past year (Feb. 22).
- At annual shareholders' meeting, treasurer Weyers reports \$5.2 million profit for 2009-10 fiscal year (July 29).
- Five players are named to Pro Bowl roster for NFC (Dec. 28). After addition of three alternates later in process, Packers are represented by eight players on the all-star team, franchise's most since 1967.
- Packers win final two regular-season games to finish 2010 with 10-6 record, securing sixth and final playoff berth in NFC. The six regular-season losses come by combined 20 points, and Green Bay becomes first team since AFL-NFL merger in 1970 to not trail a game by more than seven points in an entire season.

## 2011

- Team opens playoffs on the road at hostile Philadelphia in Wild Card round, containing Eagles' powerful offense en route to 21-16 victory, Rodgers' first playoff win as starter (Jan. 9).
- Packers travel to Atlanta to face NFC's top-seeded Falcons just six days later for NFC Divisional matchup. Green Bay routs Atlanta by score of 48-21, second-largest margin of victory in team playoff history (Jan. 15).
- Packers complete road playoff march by making short trek to Chicago to face division-rival Bears in NFC Championship Game (Jan. 23). Just the second postseason meeting in the history of the two franchises, Packers win, 21-14, punching ticket to Super Bowl XLV in North Texas.
- In organization's fifth-ever Super Bowl appearance, Packers square off with AFC's Pittsburgh Steelers at Cowboys Stadium in Arlington, Texas (Feb. 6).
- Rodgers throws for 304 yards and three scores with no INTs, earning game MVP honors, and defense forces three turnovers, including interception return for touchdown by safety Nick Collins late in opening quarter. Fourth-down stop on Steelers' final possession seals 31-25 win and gives franchise its record 13th world championship and fourth Super Bowl title.
- On day following their return from Texas, Packers are met by more than 56,000 fans inside bowl at Lambeau Field for team's "Return to Titletown" celebration. A frigid afternoon, temperatures range in single digits with wind chills below zero (Feb. 8).
- Packers sign Thompson to multi-year contract extension to continue serving as executive vice president, general manager and director of football operations (Feb. 11).



- Packers sign McCarthy to multi-year contract extension to continue serving as team's head coach (March 4).
- Separated by bounds of ongoing labor negotiation between club owners and players, Packers are granted one-night exemption by NFL and convene to receive their Super Bowl XLV championship rings at private ceremony inside Lambeau Field Atrium (June 16).
- At annual shareholders' meeting, treasurer Weyers reports \$17.1 million profit for 2010-11 fiscal year (July 28).
- Continuing custom for reigning champions in professional sports, team travels to Washington, D.C., to tour White House and be recognized by President Barack Obama, whom they present with Packers jersey and share of franchise's common stock (Aug. 12).



- Organization announces plans for expansion project at stadium, highlighted by addition of 6,700 seats to south end of bowl and new entrance gates behind both north and south end zones. Plans also include installation of high-definition video boards and new elevator shafts on each side (Aug. 25).
- Packers start season victorious in league-opening Thursday night contest at Lambeau Field against New Orleans Saints (Sept. 8), kick-starting franchise single-season record 13-game winning streak to open 2011 campaign. Combined with six wins that closed out 2010, 19-game winning streak marks second longest in NFL history (including playoffs).
- By virtue of last-second, 38-35 victory at N.Y. Giants in Week 12, and Detroit Lions' loss to New Orleans in Sunday night contest, Packers clinch NFC North division title, franchise's first since 2007 season (Dec. 5).
- Organization announces fifth stock offering of its 92-year history, initially offering 250,000 shares at \$250 per share (Dec. 6).
- Rodgers is named NFC's Pro Bowl starter after leading offense to 560 points, third most in league history, and setting franchise records for passing yardage, touchdowns, completion percentage and yards per attempt (Dec. 27).

## 2012

- Coming off first-round bye, Packers fall victim to four costly turnovers and lose to Giants in NFC Divisional contest, 37-20 (Jan. 15).
- Rodgers is voted NFL's Most Valuable Player by *The Associated Press* and is presented award at NFL Honors ceremony (Feb. 4).
- In awarding annual grants through Packers Foundation, franchise announces comprehensive charity impact of more than \$6 million in past year (Feb. 21).
- Stock sale concludes after additional offering in Canada. In total, more than 268,000 shares are sold, netting organization \$67 million to put toward \$143 million stadium construction project that will include addition of 6,700 more seats, new high-definition video scoreboards and two new gates on exterior (March 1).
- At annual shareholders' meeting, treasurer Mark McMullen reports \$42.7 million profit for 2011-12 fiscal year with corporate reserves in strong position to support franchise (July 24).
- Team clinches second consecutive NFC North championship with 21-13 victory at Chicago, first back-to-back division titles for Green Bay since 2002-04 (Dec. 16).



- Three players are named to Pro Bowl, including Rodgers as NFC's starter for second consecutive season, and Matthews, who becomes first player in franchise history to earn distinction in each of his first four seasons in league (Dec. 26). Following addition of alternates, four players are ultimately chosen to represent club in annual all-star game.



## 2013

- Owners of No. 3 seed in NFC playoff bracket, Packers win home playoff game for first time since 2007, defeating division-rival Minnesota Vikings, 24-10, in Wild Card matchup at Lambeau Field (Jan. 5).
- Plans are announced regarding completion of final phase of 2011 renovation project. Upgrades include new on-site locations for Packers Pro Shop, restaurant and Packers Hall of Fame, in addition to enhancement of Oneida Nation Gate on east side of stadium (Jan. 8).
- In NFC Divisional contest at San Francisco, Packers fall to 49ers, 45-31 (Jan. 12).
- Former LB Dave Robinson becomes 22nd member of Packers to gain entry into Pro Football Hall of Fame after being voted in as senior candidate (Feb. 2).
- Driver retires as team's all-time leader in both receptions (743) and receiving yards (10,137) in ceremony in front of more than 1,000 fans on floor of Lambeau Field Atrium (Feb. 6).
- Organization announces long-term contract extensions for both Matthews (April 17) and Rodgers (April 26).
- At annual shareholders' meeting, treasurer Mark McMullen reports \$43.1 million profit for 2012-13 fiscal year with corporate reserves rising to \$250.6 million (July 24).
- First phase of two-phase stadium project is completed, which includes south end-zone expansion as well as sound and video upgrades. Season-ticket holders sit in new seats for first time at preseason opener vs. Arizona (Aug. 9).
- Packers board of directors member Thomas Olejniczak elected to executive committee (Oct. 23) after member Edward Martin resigns from Packers board (Sept. 27).
- After winning three of last four games, Packers clinch playoff berth and third straight NFC North title with win at Chicago (Dec. 29).



## 2014

- In subzero weather, Packers face 49ers in NFC Wild Card game and fall short, 23-20, marking second year in a row San Francisco ends their season (Jan. 5).
- Veteran, award-winning journalist Cliff Christ named team historian (Feb. 4).
- Harlan Plaza rededicated after renovating front of stadium (July 9).
- New 21,500-square-foot Packers Pro Shop opens (July 17).
- At annual shareholders' meeting, treasurer Mark McMullen reports \$25.3 million profit for 2013-14 fiscal year (July 24).
- GM Thompson signs new multi-year contract (July 30).
- McCarthy signs new multi-year contract (Nov. 3).
- Legendary guard Fuzzy Thurston passes away at age 80 (Dec. 14).
- Packers are one of two teams in NFL to finish 8-0 at home during regular season and finish 12-4 overall. Team sets franchise record by winning fourth consecutive division title after victory over Detroit Lions to end regular season (Dec. 28).

## 2015

- With first-round bye, Packers defeat Dallas Cowboys at Lambeau Field in NFC Divisional playoffs, 26-21 (Jan. 11).
- In Seattle in NFC Championship Game, Packers outplay Seahawks much of day but home team stages stunning rally to win in overtime, 28-22 (Jan. 18).
- Rodgers earns NFL Most Valuable Player honors by AP for second time in career, becoming eighth player in NFL history to win award two or more times (Jan. 31).
- Longtime Packers organization member Lee Rummel passes away at age 90 (April 16). Associated with Packers since curly Lambeau era, he retired Dec. 31, 2007, after 62-year relationship with franchise.
- Favre is inducted into Packers Hall of Fame and sixth uniform number in team history, his No. 4, is officially retired (July 18). Lambeau Field sells out to view induction and welcome Favre back onto Lambeau Field.
- 1919 Kitchen & Tap, new Lambeau Field Atrium restaurant, opens. Inspired by local community and rich team history, gastropub is tribute to year team was organized (July 24).
- At annual shareholders' meeting, treasurer Mark McMullen reports \$29.2 million profit for 2014-15 fiscal year (July 28).
- Former Executive Vice President and General Manager Ron Wolf inducted into Pro Football Hall of Fame as contributor candidate (Aug. 8).
- Plans announced for Tiltetown, destination area to be created on approximately 34 acres of land west of Lambeau Field (Aug. 20). Targeted completion is set for Fall 2017.
- New Packers Hall of Fame officially opens (Aug. 21).
- Former executive committee treasurer, John Underwood, passes away (Aug. 27).
- K Mason Crosby becomes Packers' all-time leading scorer, surpassing Longwell, against Seattle (Sept. 20).

- Former head coach Lindy Infante passes away at 75 (Oct. 8).
- During halftime ceremonies, Wolf's name is unveiled next to fellow Pro Football Hall of Famers on Lambeau Field's east façade (Nov. 15) and Favre's retired No. 4 is unveiled on stadium's north façade (Nov. 26).

## 2016

- As No. 5 seed, Packers win, 35-18, in NFC Wild Card game over Washington (Jan. 10) before falling, 26-20, in overtime to No. 2 seed Arizona Cardinals in Divisional round in Glendale, Ariz. (Jan. 16).
- Hinterland breaks ground on its new home as part of Tiltetown development to west of Lambeau Field (June 16).
- At annual shareholders' meeting, treasurer Mark McMullen reports \$48.9 million profit for 2015-16 fiscal year (July 21).
- Favre becomes 24th member of Packers inducted into Pro Football Hall of Fame (Aug. 6).
- Lambeau Field hosts Lambeau Field College Classic, presented by Carmex, between LSU Tigers and Wisconsin Badgers (Sept. 3).
- Bellin Health and Packers break ground on Bellin Health Sports Medicine Clinic in Tiltetown District (Oct. 6).
- Packers and Johnsonville announce plans for Johnsonville Tailgate Village to open prior to 2017 season (Oct. 12).



## 2017

- Packers capture fifth NFC North title in last six years by beating Detroit Lions in Week 17 (Jan. 1).
- With franchise-record eight consecutive playoff berths and as No. 4 seed, Packers take down N.Y. Giants, 38-13, at Lambeau Field (Jan. 8), travel to Dallas for Divisional game and beat Cowboys, 34-31, with Mason Crosby 51-yard FG as time expires (Jan. 15). Atlanta Falcons host NFC Championship Game and give Packers a 44-21 loss to end season (Jan. 22).
- Former Executive Committee treasurer Phil Hendrickson passes away at 97 (March 10).
- Judge Robert J. Parins, former Packers president, passes away at 98 (May 27).
- Billy Joel plays concert at Lambeau Field (June 17).
- At annual shareholders' meeting, treasurer Mark McMullen reports \$72.8 million profit for 2016-17 fiscal year (July 24).
- Packers announce Lambeau Field to host Notre Dame-Wisconsin game in 2020 (Aug. 14).
- Tiltetown's park, which includes plaza, activity area, playground and sports field, opens (Sept. 15), followed by ice-skating rink, 46 Below bistro and Rockwood Terrace (Nov. 30) and Ariens Hill tubing hill (Dec. 21).
- Packers and Microsoft Corp. announce launch of TiltetownTech, one-of-a-kind partnership between the two organizations aimed at boosting economic expansion in Wisconsin's Fox River Valley and beyond by bringing world-class digital innovations and expertise to Green Bay (Oct. 19).
- Packers finish 2017 campaign with 7-9 record, just third losing season in Green Bay in last 26 seasons (Dec. 31).

## 2018

- Packers announce Ted Thompson will transition to role as senior advisor to football operations (Jan. 2).
- Brian Gutekunst is named 10th general manager of Packers and Russ Ball is promoted to executive vice president/director of football operations (Jan. 8).
- Packers promote Ed Policy to chief operating officer and general counsel (Jan. 17).
- Packers launch "100 Seasons" to celebrate team's 100th season of football, with festivities and special programming planned until team's birthday on Aug. 11, 2019 (April 9).
- At annual shareholders' meeting, treasurer Mark McMullen reports \$38.6 million profit for 2017-18 fiscal year (July 24).
- Former G Jerry Kramer is inducted into Pro Football Hall of Fame as senior candidate (Aug. 4).
- Rodgers signs contract extension (Aug. 29).
- Packers announce Phase 2 of Tiltetown development to include 220 residences, four- to five-story office building and additional development including retail, food and beverage and entertainment. (Oct. 3)
- Pro Football Hall of Fame fullback Jim Taylor passes away at age 83 (Oct. 13).
- Following 20-17 loss to Arizona, President and CEO Mark Murphy announces Packers have parted ways with Mike McCarthy (Dec. 2). Offensive coordinator Joe Philbin takes over as interim head coach.
- Packers finish 2018 season with 6-9-1 record, just fourth losing season in Green Bay in last 26 seasons (Dec. 30).

## 2019

- Matt LaFleur named team's 15th head coach (Jan. 8).
- Pro Football Hall of Fame tackle and former Packers head coach Forrest Gregg passes away at age 85 (April 12).
- Pro Football Hall of Fame quarterback and former Packers head coach Bart Starr passes away at age 85 (May 26).



- Paul McCartney performs in front of sold-out crowd at Lambeau Field (June 8).
- At annual shareholders' meeting, treasurer Michael Simmer reports \$724,000 profit for 2018-19 fiscal year (July 24).
- Packers welcome Houston Texans for joint training-camp practices on Aug. 5-6 ahead of preseason matchup between the two teams, first time since 2005 that Packers host another team for practices during training camp.
- Organization celebrates Packers' 100th birthday with public festivities in Lambeau Field Atrium, capping team's 100 Seasons campaign honoring centennial season (Aug. 11).
- Tiletown welcomes The Turn, a dining and entertainment experience offering Topgolf's Swing Suite, as well as innovative Associated Bank branch, as part of development (September).
- Packers kick off NFL's 100th season with 10-3 victory at Chicago (Sept. 5).
- Packers honor Starr with weekend celebration in conjunction with team's home opener against Minnesota Vikings and annual Alumni Weekend (Sept. 12).
- TiletownTech introduces several major new limited partners in TiletownTech Venture Fund, bringing fund total to \$25 million.
- Green Bay Packers Foundation distributes \$1 million in annual grants, reaching annual total of \$2.05 million, part of total Packers charity impact in excess of \$9 million in past year (Dec. 4).
- Packers capture team's first NFC North title since 2016 with 23-10 win at Minnesota (Dec. 23).

## 2020

- Packers defeat Seattle Seahawks, 28-23, in Divisional playoffs at Lambeau Field (Jan. 12) to advance to face San Francisco 49ers in NFC Championship Game, where they are defeated, 37-20 (Jan. 19).
- Safety Bobby Dillon elected to Pro Football Hall of Fame (Jan. 15).
- Pro Football Hall of Fame safety Willie Wood passes away at age 83 (Feb. 3).
- Due to COVID-19 pandemic, Lambeau Field and Tiletown are closed to public to prevent further spread of disease. Packers and Tiletown staff begin working from home (March 13).
- Packers Give Back establishes \$1.5 million COVID-19 Community Relief Fund to distribute grants to nonprofit organizations assisting those impacted by pandemic.
- Pro Football Hall of Fame defensive end Willie Davis passes away at age 85 (April 15).
- Tiletown's first residents move into townhomes located in development west of Lambeau Field (June).
- Former Executive Committee lead director Peter Plattan passes away at age 80 (June 3).
- Packers announce June 19, in observance of Juneteenth, commemoration of the end of slavery, will be annual observance for organization (June 17).
- Packers announce team will not use St. Norbert College for training camp due to COVID-19. The college had hosted Packers for training camp since 1958 (July 1).
- Due to COVID-19, the Packers announce there will be no fans in attendance at 2020 training camp, Packers Family Night and any home preseason games (July 15), and announce there will be no fan attendance at first two regular-season games (Aug. 6).
- At annual shareholders' meeting, held virtually, treasurer Michael Simmer reports \$70.3 million profit for 2019-20 fiscal year (July 23).
- Team announces it will pay tribute to Willie Davis by wearing No. 87 decal on helmets for entire 2020 season (Sept. 13).
- Packers donate total of \$500,000 in grants to social-justice causes, with two \$125,000 grants directed by the players, to nonprofit groups that are effecting meaningful change in areas of racism, oppression, injustice and inequality.
- Packers announce indefinite hold on hosting fans for gamedays due to pandemic (Oct. 6).
- Pro Football Hall of Fame cornerback Herb Adderley passes away at age 81 (Oct. 30). Pro Football Hall of Fame halfback Paul Hornung passes away at age 84 (Nov. 13).



- Packers join with Milwaukee Brewers, Milwaukee Bucks and Microsoft to form Equity League, a new impact investment division of venture capital fund TiletownTech, to bring access and equity to minority founders and social-impact startups. (Dec. 15).
- Packers welcome and recognize frontline healthcare workers and first responders as invited guests vs. Carolina Panthers (Dec. 19).

## 2021

- Former Executive Vice President, General Manager and Director of Football Operations Ted Thompson passes away following an illness at age 68 (Jan. 20).
- With limited season-ticket holders in attendance for first time on the season, Packers defeat L.A. Rams, 32-18, in Divisional playoffs at Lambeau Field (Jan. 16) to advance and host Tampa Bay Buccaneers in NFC Championship Game, where they are defeated, 31-26 (Jan. 24).
- Cornerback/safety Charles Woodson elected to Pro Football Hall of Fame (Feb. 6).
- Packers announce Lambeau Field will host community COVID-19 vaccination site (March 12).
- Team announces fans will return to Lambeau Field for upcoming season for games and events (June 10).
- Packers announce Lambeau Field will host rescheduled Notre Dame-Wisconsin game on Sept. 5, 2026 (June 7).
- At annual shareholders' meeting, treasurer Michael Simmer reports \$38.8 million operating loss and \$61 million net income for 2020-21 fiscal year (July 26).
- Tiletown hosts ribbon-cutting for Phase 2 Park space on west side of development (Aug. 10), welcomes first residents at TiletownFlats (Nov. 1) and opens U.S. Venture Center office building (Nov. 4).
- Packers unveil new third uniform celebrating 1950s era (Aug. 19).
- Packers announce sixth stock sale in organization's history will commence (Nov. 16).
- Packers team historian Cliff Christy publishes four-volume book "The Greatest Story in Sports," recounting the team's first 100 years, with rare photos and never-before-told stories (Dec. 8).



## 2022

- Packers are NFC North division champions for third straight season, earn a bye to face San Francisco 49ers in Divisional playoffs, where they are defeated, 13-10 at Lambeau Field (Jan. 22).
- Safety LeRoy Butler elected to Pro Football Hall of Fame (Feb. 12).
- Organization's sixth stock sale ends, raising approximately \$64.7 million and adding more than 177,000 new shareholders (Feb. 25).
- NFL announces Packers will face New York Giants at London's Tottenham Hotspur Stadium on Oct. 9, Packers' first international regular-season game (May 4).
- Exhibition match between European soccer clubs FC Bayern Munich and Manchester City takes place at Lambeau Field in front of sold-out crowd, the first-ever soccer match to be played at the historic American football stadium, with Manchester City winning, 1-0. (July 23).
- At annual shareholders' meeting, treasurer Michael Simmer reports \$77.2 million operating profit and \$61.6 million net income for 2020-21 fiscal year (July 25).
- The Packers face New York Giants at London's Tottenham Hotspur Stadium, the Packers' first international regular-season game. Giants defeat Packers, 27-22 (Oct. 9).

## 2023

- Packers fall short of postseason with 8-9 record, marking just fifth losing season in Green Bay in last 30 seasons (Jan. 8).
- Packers hire Erin Roberge, first female full-time athletic trainer in franchise history (Jan. 12).
- Packers and Bellin Health announce they are partnering to donate 80 AEDs to nonprofits and organizations in need, along with proper training for the units, following Buffalo Bills safety Damar Hamlin's cardiac emergency (Jan. 18).
- NFL announces Packers and greater Green Bay are selected to host 2025 NFL Draft (May 22).

# EARL LOUIS "CURLY" LAMBEAU



Curly Lambeau, a native of Green Bay who first made a name for himself as a star football player at Green Bay East High School, was the guiding force behind the creation of the Green Bay Packers and their improbable survival in the National Football League. Maybe Lambeau's senior class prophecy best explains why he was able to not only persevere but also succeed beyond anyone else's dreams:

"When I get thru (sic) with athletics I'm going out and conquer the rest of the world," Lambeau proclaimed in his school annual.

After graduating from East in 1917, Lambeau waited a year before enrolling at the University of Notre Dame, where he started at fullback as a freshman on Knute Rockne's first team. Shortly after the season ended, Lambeau dropped out of school, fell ill with tonsillitis and

eventually returned to Green Bay, where he took a job with the Indian Packing Co.

As fall approached, Lambeau's only real option for continuing his football pursuits was to join a citywide team, something Green Bay had fielded off and on going back to 1895. Together with George Whitney Calhoun, city editor at the *Green Bay Press-Gazette* who had managed the 1918 city team, they took a lead role in organizing a new, more formidable one.

The first meeting was held on Aug. 11, 1919. The second was held on Aug. 14, where Lambeau was named captain and Calhoun, manager. Lambeau was 21 years old at the time, and most of his teammates were like him — young former standouts at either East or West high school.

Indian Packing sponsored the semipro team, and to no one's surprise, Lambeau turned out to be its first star, leading the Packers to a 10-1 record against an independent schedule. In 1920, the Packers again played mostly teams from other Wisconsin and Upper Michigan towns, and Lambeau led them to a 9-1-1 record.

Following the 1920 season, Acme Packing Co. of Chicago purchased Indian Packing, and Lambeau persuaded John and J. Emmett Clair, who were running the plant in Green Bay, to pursue a franchise in what was then the year-old American Professional Football Association. The Clairs agreed and Acme was awarded a franchise on Aug. 27, 1921.

From the beginning, thanks in large part to Lambeau's prowess as a passer and all-around back, the Packers were competitive on the field even against the league's best. In the Packers' first league game, Lambeau led a come-from-behind, 7-6 victory over the Minneapolis Marines. The biggest play was a late pass to Buff Wagner that set up the winning touchdown.

In 1922, the APFA became the NFL, and the Packers continued to lure better players — some from big-time college programs, some with poor experience — and steadily improved.

They were 3-2-1 the first year. In their third year, they climbed to 7-2-1. In 1929, they compiled a 12-0-1 record, still the best in Packers history, and won their first of three straight NFL championships.

The Packers faced a greater struggle off the field trying to survive financially, but Lambeau nurtured the franchise in some of those areas, as well. Both charming and persistent, he was a persuasive recruiter at a time when there was no college draft and all players were free to sign with any team. It also helped that he had a keen eye for talent.

One of only six NFL coaches to win 200 or more regular-season games, he also won a record six NFL championships, tying him with George Halas of the Chicago Bears and Bill Belichick of the New England Patriots.

The three straight titles from 1929-31 were decided by the final standings. Under the NFL's playoff system, adopted in 1933, Lambeau won three more in 1936, 1939 and 1944. To this day, more than 90 years later, only twice have teams won three straight NFL crowns: Lambeau's Packers and Vince Lombardi's 1965-67 Packers.

Six of Lambeau's players also have been inducted into the Pro Football Hall of Fame: Cal Hubbard, Mike Michalske, Johnny "Blood" McNally, Arnie Herber, Don Hutson and Tony Canadeo.

Even though Green Bay was the NFL's smallest city from the start, Lambeau endured only one losing season from 1921-47. The Packers finished 5-7-1 in 1933.

But the end was a bitter pill for Lambeau to swallow. After the great Don Hutson retired following the 1945 season, the troubles and rancor within the organization grew exponentially.

The 1946 purchase of Rockwood Lodge, a training quarters located 15 miles northeast of Green Bay, was draining the franchise financially. City Stadium, the Packers' home field since 1925, was structurally and economically obsolete.

Lambeau stubbornly resisted switching from his Notre Dame Box offense to a variation of the T-formation until 1947. He was spending his offseasons in California as pro football was becoming more of a year-round business, something that had become a sore point with the franchise's board of directors. "Lambeau's gone Hollywood," groused board members and fans alike.

On top of it all, there was a new league to contend with, the All-America Football Conference. The price of draft picks and veteran players was shooting skyward as the Packers' finances were dwindling.

In 1948, Green Bay finished with a losing record, 3-9, for only the second time in 28 years. The 1949 season was worse. Lambeau decided to play more of an advisory role and coach from the press box following an opening-day loss to the Chicago Bears, and the Packers dropped to 2-10. They also were forced to play an intrasquad game on Thanksgiving Day to raise enough money to hit the road for their final three games.

The discontent grew. Before the end of the season there was a movement afoot among Lambeau's enemies on the board to oust him as coach and general manager. He survived a contentious meeting on Nov. 30, 1949, where his future was debated for nearly four hours. But he was losing his power struggle.

On Feb. 1, 1950, Lambeau resigned to become coach of the Chicago Cardinals. In less than two seasons with the Cardinals and two others with the Washington Redskins (1952-53), his record was 17-28-1.

Lambeau died of a heart attack on June 1, 1965, at the age of 67. He was inducted into the Pro Football Hall of Fame as a charter member in 1963.

## LAMBEAU AT A GLANCE ...

- Born April 9, 1898, in Green Bay. His father, Marcel, helped with the construction of both the Indian Packing Co. and the fence and bleachers at Hagemeister Park.
- In the fall of 1917, Lambeau planned to play at the University of Wisconsin and the school was anticipating that he'd be a key member of the freshman team, but he never practiced or enrolled at the school.
- In his one season at the University of Notre Dame, Lambeau started in the same backfield as George Gipp.
- From 1919-21, at the same time he was shepherding and playing for the early Packers, Lambeau coached Green Bay East High School. His star player was Jim Crowley, who later coached Vince Lombardi at Fordham University after gaining fame as one of Notre Dame's "Four Horsemen."
- The only coaches in NFL history who have won more regular-season games than Lambeau are Don Shula, George Halas, Bill Belichick and Tom Landry.
- The only coaches in NFL history to win as many championships as Lambeau are Halas and Belichick. They each won six.

## LAMBEAU'S NATIONAL FOOTBALL LEAGUE CAREER

Year	PLAYING RECORD	—Touchdowns—						
		G	Ru	Pa	Rec	PT	EG	Pts
1921	Green Bay	6	2	1	0	7	3	28
1922	Green Bay	8	3	2	0	3	1	*30
1923	Green Bay	10	1	3	2	0	0	18
1924	Green Bay	11	0	8	1	0	1	**10
1925	Green Bay	11	0	5	0	5	1	8
1926	Green Bay	12	0	3	0	4	0	4
1927	Green Bay	10	2	1	0	0	0	12
1928	Green Bay	8	0	1	0	0	0	0
1929	Green Bay#	12	0	0	0	0	0	0
<b>Totals (nine years)</b>	<b>117</b>	<b>8</b>	<b>24</b>	<b>3</b>	<b>19</b>	<b>6</b>	<b>110</b>	

\*—includes one return touchdown \*\*—includes one extra-point score

Year	COACHING	W	L	T	Pct	Finish	Playoffs
1921	Green Bay	3	2	1	.600	16-National Football League	-
1922	Green Bay	4	3	3	.571	17-National Football League	-
1923	Green Bay	7	2	1	.778	3-National Football League	-
1924	Green Bay	7	4	0	.636	6-National Football League	-
1925	Green Bay	8	5	0	.615	9-National Football League	-
1926	Green Bay	7	3	3	.700	5-National Football League	-
1927	Green Bay	7	2	1	.778	2-National Football League	-
1928	Green Bay	6	4	3	.600	4-National Football League	-
1929	Green Bay#	12	0	1	1.000	1-National Football League	-
1930	Green Bay#	10	3	1	.769	1-National Football League	-
1931	Green Bay#	12	2	0	.857	1-National Football League	-
1932	Green Bay	10	3	1	.787	2-National Football League	-
1933	Green Bay	5	7	1	.417	3-NFL Western Division	-
1934	Green Bay	7	6	0	.538	3-NFL Western Division	-
1935	Green Bay	8	4	0	.667	2-NFL Western Division	-
1936	Green Bay#	10	1	1	.909	1-NFL Western Division	1-0
1937	Green Bay	7	4	0	.636	2-NFL Western Division	-
1938	Green Bay	8	3	0	.727	1-NFL Western Division	0-1
1939	Green Bay#	9	2	0	.818	1-NFL Western Division	1-0
1940	Green Bay	6	4	1	.600	2-NFL Western Division	-
1941	Green Bay	10	1	0	.909	T1-NFL Western Division	0-1
1942	Green Bay	8	2	1	.800	2-NFL Western Division	-
1943	Green Bay	7	2	1	.778	2-NFL Western Division	-
1944	Green Bay#	8	2	0	.800	1-NFL Western Division	1-0
1945	Green Bay	6	4	0	.600	3-NFL Western Division	-
1946	Green Bay	6	5	0	.545	3-NFL Western Division	-
1947	Green Bay	6	5	1	.545	3-NFL Western Division	-
1948	Green Bay	3	9	0	.250	4-NFL Western Division	-
1949	Green Bay	2	10	0	.167	5-NFL Western Division	-
1950	Chi. Cardinals	5	7	0	.417	5-NFL American Conference	-
1951	Chi. Cardinals	2	8	0	.200	6-NFL American Conference	-
1952	Washington	4	8	0	.333	15-NFL American Conference	-
1953	Washington	6	5	1	.545	3-NFL Eastern Conference	-
<b>Totals (33 years)</b>		<b>226</b>	<b>132</b>	<b>22</b>	<b>.631</b>		<b>3-2</b>
<b>Green Bay (29 years)</b>		<b>209</b>	<b>104</b>	<b>21</b>	<b>.668</b>		<b>3-2</b>

#—Won NFL championship

## DONALD MONTGOMERY HUTSON

There's no better testament to Don Hutson's dominance in pro football than the 1946 National Football League Record and Rules Manual. Nearly a full page was devoted to the 19 league records Hutson held when he retired following the 1945 season. At the time, he held eight career records, four single-season records, one game record and six miscellaneous records.

Hutson not only held those benchmarks, he literally obliterated the previous records in the process.

He was the NFL's all-time leading scorer with 825 points. Future Pro Football Hall of Fame halfback Ken Strong was second with 422. Hutson's 105 career touchdowns comprised another of his scoring records. Former Packers halfback Verne Lewellen was second with 50.

Hutson was the NFL's all-time leading receiver with 488 receptions. Jim Benton was next with 190. Hutson also held the record for most receiving yards with 7,991. Again, Benton was second with 3,309 yards, or not even half of Hutson's total.

No player before or since has statistically dominated the game the way Hutson did from 1935 to 1945.

A native of Pine Bluff, Ark., and a product of the University of Alabama, Hutson signed with the Packers in February 1935. That was the year before the first NFL draft and Hutson was free to sign with any team in the league.

The story often told by Curly Lambeau was that he scouted Hutson in the Rose Bowl and that the Alabama star signed two contracts — one with the Packers and another with John "Shipwreck" Kelly, a minority owner of the Brooklyn Dodgers — and league president Joe Carr awarded him to Green Bay based on the postmarks on the two envelopes mailed to his office. Lambeau wasn't at the Rose Bowl and the NFL office has no record of Brooklyn submitting a second contract, so only Lambeau and Hutson would have known if there was any truth to the story.

But what's beyond doubt is that Hutson couldn't have landed with a team more suited to his skills. The Packers under Lambeau were pro football's pioneers of the forward pass.

They only became more prolific with Hutson, and more successful. They had won three NFL championships before Hutson's arrival and they would win three more during his 11-year career.

Hutson set the tone in what essentially served as his coming-out party. On the first offensive play of his second pro game, he ran a fly pattern and caught an 83-yard touchdown pass from Arnie Herber as the Packers beat the rival Bears, 7-0.

Hutson would go on to lead the NFL in receptions eight times and in receiving yards seven times. He would lead it in scoring five times. He was named the league's official MVP in 1941 and 1942. He was named to either the official NFL or *The*

*Associated Press* all-pro team, or both, nine times.

Teammates and opponents alike were in awe of his abilities as a pass receiver. In 2000, Bernie Scherer, another of the Packers' ends from 1936 to 1938, said, "Don Hutson was the Jerry Rice of his era."

"He was the best I've ever seen. I don't like to compare players then with players now. But he was head and shoulders above the ones in that era," said Bulldog Turner, legendary center and linebacker for the Chicago Bears.

The rules of the game for most of Hutson's career forced players to play both offense and defense. For that reason, most ends were tall and strapping, or short and stocky. They had to be formidable blockers and play defensive end in a seven-man front.

Hutson was no different, at least until near the end of his career.

He normally lined up a yard from the left tackle in the Packers' Notre Dame Box offense, although Lambeau would put in special plays and split him out at times. Defensively, Hutson, at 6 feet, 1 inch tall and 183 pounds, played on the line for most of his first four seasons.

As a result, he was a liability as both a blocker and defender.

But he was a nonpareil as a receiver.

That's why his legacy has stood the test of time. Along with dominating the game as a receiver, he revolutionized the position. He was a specialist and a playmaker when that meant he was one-of-a-kind, not one of many.

Starting in 1939, when the Packers added blocking back-defensive end Larry Craig, Hutson also was able to move into the secondary on defense. Over his final six seasons, he intercepted 30 passes. Hutson also kicked extra points from 1940 to 1945.

Upon retirement, his No. 14 was the first retired by the Packers, and he also was one of the Pro Football Hall of Fame's charter inductees.

Donald Montgomery Hutson, born on Jan. 31, 1913, in Pine Bluff, Ark., died on

June 26, 1997, at the age of 84.



## HUTSON AT A GLANCE ...

- Hutson was the first Packers player to have his number retired. His No. 14 was retired in 1951. He also was a charter inductee in the Pro Football Hall of Fame in 1963 and in the Packers Hall of Fame in 1970.
- When Hutson played, he was listed as an end. To call him a wide receiver would be a misnomer. While he might have been a forerunner of today's wideouts, he normally lined up a yard from the left tackle in Curly Lambeau's Notre Dame Box offense.
- Hutson benefited greatly when the Packers added Larry Craig in 1939. Up to that point, Hutson had to double as an offensive and defensive end at 6 feet, 1 inch tall and 183 pounds. Craig, whose nickname was "Superman," played blocking back on offense and shifted to end on defense, allowing Hutson to move into the secondary and take less of a beating.
- While Hutson has been credited with running anywhere from 9.5 to 9.7 in the 100-yard dash, he was actually described as having "deceptive speed" during his pro career and probably ran closer to a 10-flat. As a senior, he finished second in the 220-yard dash in the Southeastern Conference meet, but he never placed in the top three in the 100. Jesse Owens' winning time in the 100 in the 1935 NCAA Track & Field Championships was 9.8.
- Hutson averaged 60 catches and 951 yards in the four seasons from 1942 to 1945, when hundreds of other NFL players were away at war, compared to averages of 39 receptions and 642 yards in his other eight seasons.

## DON HUTSON'S PRO STATISTICS

Year	Team	GP	RECEIVING							RUSHING				INTERCEPTIONS			TOTAL	
			No	Yds	Avg	Lg	TD	No	Yds	Avg	TD	No	Yds	TD	TD			
1935	Green Bay	9	18	420	23.3	83†	*6	6	22	3.7	0	-	-	0	*7			
1936	Green Bay	12	*34	*536	15.8	58†	*8	1	-3	-3.0	0	-	-	0	*9			
1937	Green Bay	11	*41	552	13.5	78†	*7	14	26	1.9	0	-	-	0	*7			
1938	Green Bay	10	32	*548	17.1	54	*9	3	-1	-0.3	0	-	-	0	*9			
1939	Green Bay	11	*34	*846	24.9	92†	6	5	26	5.2	0	-	-	0	6			
1940	Green Bay	11	45	664	14.8	36†	*7	0	0	0.0	0	*6	24	0	7			
1941	Green Bay	11	*58	*738	12.7	45†	*10	4	22	5.5	2	1	32	0	*12			
1942	Green Bay	11	*74	*1,211	16.4	73†	*17	3	4	1.3	0	7	71	0	*17			
1943	Green Bay	10	*47	*776	16.5	79†	*11	6	41	6.8	0	8	*197	1	*12			
1944	Green Bay	10	*58	*866	14.9	55†	*9	12	87	7.3	0	4	50	0	*9			
1945	Green Bay	10	*47	834	17.7	75†	9	8	60	7.5	1	4	15	0	10			
<b>Totals (11 years)</b>		<b>116</b>	<b>488</b>	<b>7,991</b>	<b>16.4</b>	<b>92†</b>	<b>99</b>	<b>62</b>	<b>284</b>	<b>4.6</b>	<b>3</b>	<b>30</b>	<b>389</b>	<b>1</b>	<b>105</b>			

\*Led NFL

Completed 1 of 11 passes (9.1 percent) for 38 yards, 1 TD and 2 INT; returned 5 kickoffs for 45 yards; scored 823 points (including 7 for 17 on FG attempts and 172 for 183 on PAT attempts).





## VINCENT THOMAS LOMBARDI

Nearly five decades after his death, Vince Lombardi remains one of the most recognizable sports figures of all time.

His name graces the Super Bowl trophy. His likeness can be seen in a 14-foot statue at Lambeau Field. A flamboyant and captivating figure, he has been the subject of a Broadway play, an HBO documentary and a best-selling biography.

In his nine seasons as head coach of the Packers, Lombardi won five NFL championships, including victories in Super Bowls I and II. His regular-season record of 89-29-4 calculates to a remarkable .754 winning percentage, and his postseason record was an even more remarkable 9-1.

And yet, Lombardi's name wasn't always so recognizable.

On Dec. 17, 1958, Ray "Scooter" McLean resigned under fire following a 1-10-1 season, the worst in Packers history. The search to replace him took exactly six weeks. At the time, Lombardi had been running the New York Giants' offense for five years. During that period, the Giants had won the 1956 NFL championship and lost the memorable 1958 title game to the Baltimore Colts in overtime. But Lombardi's title was simply backfield coach, and he wasn't well known outside NFL circles.

What's more, Lombardi had never been a head coach anywhere but St. Cecilia High School in New Jersey.

He certainly wasn't a household name in Green Bay. So when club president Dominic Olejniczak recommended him to the executive committee, member John Torinus replied, "Who the hell is Vince Lombardi?"

So did many fans. But it didn't take long to find out.

Olejniczak announced at 3 p.m. on Jan. 28, 1959, at a press conference at the Hotel Northland, that Lombardi had accepted a five-year contract as coach and general manager. Lombardi arrived in Green Bay on Feb. 2 and was introduced at a press luncheon at the Northland the next day.

It was there that he declared, "I want it understood that I'm in complete command." Just as emphatically, he also stressed, "I've never been associated with a loser and I don't expect to be now."

The Packers' board of directors officially followed through on its promises to Lombardi at an April 28 meeting when it reduced the executive committee from 13 to seven members and streamlined the administrative operation.

By then, Lombardi was well on his way to changing the culture of the organization and making a lasting impression on his players. That first offseason, he and his assistants spent countless hours watching film of the previous year's games. He summoned players for individual and small-group meetings, one of which led to the trade of the team's biggest star, receiver Billy Howton.

Lombardi ordered walls to be knocked down and carved out a nice office for himself as part of a remodeling project at the team's office building on Washington Street. He settled on retaining St. Norbert College as the team's headquarters for training camp. He changed the uniforms to a design that, for the most part, is still in use today.

Lombardi's offense was basic and methodical. His signature play was the Power Sweep, now often referred to as the Lombardi Sweep. It consisted of the halfback – normally Paul Hornung for much of Lombardi's time in Green Bay – following pulling guards Jerry Kramer and Fuzzy Thurston.

Lombardi was famous for his pursuit of perfection, often dedicating long hours of film study or practice to just one element of one play.

His first season was a stunning success. He used many of the same players from that 1-10-1 team of 1958 and finished 7-5 in 1959, winning unanimous coach of the year honors. His first game was a 9-6 victory over the Chicago Bears in City Stadium – later renamed Lambeau Field – and when it was over, the players carried their coach off the field in triumph.

In 1960, the Packers won the Western Conference title, going 8-4. That brought Lombardi to his first NFL Championship Game, which the Packers lost, 17-13, to the Eagles at Franklin Field.

It didn't take long for Lombardi to earn redemption, however. In 1961, after an 11-3 season, the Packers demolished his former team, the Giants, 37-0, winning the team's first title since 1944.

His teams went on to capture four more NFL crowns: in 1962, 1965, 1966 and 1967. Green Bay also won the first two Super Bowls after the 1966 and 1967 titles, respectively. In Lombardi's final game as Green Bay head coach, the Packers defeated Oakland, 33-14, in Super Bowl II at the Orange Bowl in Miami.

But the Packers' 1967 season isn't remembered for that Super Bowl. Instead, the 1967 campaign is remembered for the NFL title game against Dallas, perhaps the most famous game in football history, now commonly referred to as the "Ice Bowl." The Lambeau Field temperature at kickoff that day (Dec. 31, 1967) was minus 13, with the wind chill dipping to minus 46.

Lombardi had heating coils installed underneath the Lambeau Field turf prior to the season and had proudly showed them off the day before the game. But on a day when they were clearly needed, they didn't work and it wasn't because of an electrical problem. Moisture had built up

overnight under a tarp and started turning to ice soon after the tarp was removed. Consequently, the thermostat couldn't be cranked up high enough to deal with the severe conditions.

With 13 seconds left, Bart Starr's 1-yard touchdown plunge gave the Packers a come-from-behind 21-17 victory.

Lombardi retired as head coach after the season, but retained his general manager's duties for one more year.

Ultimately, Lombardi was bored being "out of action" and in 1969 accepted the head-coaching position with the Washington Redskins, a franchise that hadn't had a winning season in 13 years. In Lombardi's first and only season in Washington, the team went 7-5-2.

Shortly after Lombardi's 1970 death, before Super Bowl V, commissioner Pete Rozelle made what remains arguably the greatest tribute in league history, naming the Super Bowl championship trophy the Vince Lombardi Trophy.

In August 2003, before the rededication of a renovated Lambeau Field, the Packers unveiled statues of Lombardi and team founder Curly Lambeau in what is now the Robert E. Harlan Plaza outside the Lambeau Field Atrium. Each statue is 14 feet high atop a four-foot base and two-foot steps.

Lombardi was named head coach of the Packers when he was 45 years old. Along with serving as an assistant with the New York Giants, he also had been a college assistant at Fordham and Army. He also played collegiately at Fordham, where he was a member of the legendary "Seven Blocks of Granite."

Perhaps the most famous quote commonly attributed to Lombardi wasn't even his own. Legendary actor John Wayne uttered the phrase "Winning isn't everything, it's the only thing!" in a 1953 film called *Trouble Along the Way*.

Vincent Thomas Lombardi, born June 11, 1913, in Brooklyn, N.Y., died of cancer on Sept. 3, 1970, at the age of 57.

### LOMBARDI AT A GLANCE ...

- Born June 11, 1913. Grew up in the Sheepshead Bay neighborhood of Brooklyn.
- Hoped to become a priest and enrolled at Cathedral College of the Immaculate Conception following eighth grade. Four years later, Lombardi transferred to Brooklyn's St. Francis Prep, where he played one season of high school football.
- Enrolled at Fordham University in the fall of 1933, where he played under Jim Crowley, who had played high school football at Green Bay East under Curly Lambeau. As a senior in 1936, Lombardi started at right guard on Fordham's celebrated "Seven Blocks of Granite" front line.
- Wellington Mara, late owner of the New York Giants and member of the Pro Football Hall of Fame, was a classmate at Fordham. They graduated together in the spring of 1937.
- After Fordham, Lombardi played some pro ball for the Brooklyn Eagles and some semipro football for the Wilmington Clippers. He enrolled in Fordham's law school in 1938, but lasted only a semester.
- Accepted a teaching position at St. Cecilia High School in Englewood, N.J., in the fall of 1939. Got the job when former Fordham teammate and new football coach Andrew Palau asked him to be his line coach. Lombardi's starting salary was \$1,700. He also coached basketball, and taught physics, chemistry and Latin.
- Became head football coach at St. Cecilia in 1942. In five seasons with the Saints, his teams compiled a 32-game unbeaten streak, including a 25-game winning streak.
- Coached as an assistant at Fordham (1946-48) and at Army (the United States Military Academy) under legendary Earl "Red" Blaik from 1949-53. Was backfield coach of the New York Giants from 1954-58.
- Carried off the field at least five times by his players. The first time was his first game with the Packers, the 1959 opener against Chicago; the last time was his last game, Super Bowl II.

Year	COACHING	W	L	T	Pct	Finish	Playoffs
1959	Green Bay	7	5	0	.583	3-NFL Western Conference	-
1960	Green Bay	8	4	0	.667	1-NFL Western Conference	0-1
1961	Green Bay#	11	3	0	.786	1-NFL Western Conference	1-0
1962	Green Bay#	13	1	0	.929	1-NFL Western Conference	1-0
1963	Green Bay	11	2	1	.846	2-NFL Western Conference	-
1964	Green Bay	8	5	1	.615	2-NFL Western Conference	-
1965	Green Bay#	10	3	1	.769	1-NFL Western Conference	2-0
1966	Green Bay#	12	2	0	.857	1-NFL Western Conference	2-0
1967	Green Bay#	9	4	1	.692	1-NFL Central Division	3-0
1969	Washington	7	5	2	.583	2-NFL Capitol Division	-
<b>NFL totals (10 years)</b>		<b>96</b>	<b>34</b>	<b>6</b>	<b>.738</b>		<b>9-1</b>
<b>Green Bay (9 years)</b>		<b>89</b>	<b>29</b>	<b>4</b>	<b>.754</b>		<b>9-1</b>

#—Won NFL championship

VINCE LOMBARDI

COMMUNITY

ADMIN. & COACHES

VETERANS

DRAFT & FREE AGENTS

REVIEW

2022 LOMBARDI

LAMBEAU FIELD

MISC.

## GREEN BAY'S SIX RETIRED UNIFORM NUMBERS



The Green Bay Packers formally retired Brett Favre's No. 4 on Saturday, July 18, 2015, in conjunction with his induction into the Packers Hall of Fame. His retired number was formally unveiled on Thursday, Nov. 26, 2015, at a Thanksgiving night game vs. the Chicago Bears. The retirement of No. 4 marked only the sixth time in the history of the franchise that the team formally removed a uniform number from circulation.

The last player who had his number retired was Reggie White, whose No. 92 was retired in the 2005 home opener. The gesture was not spurred by White's premature death in December 2004. In fact, then-Packers CEO Bob Harlan had met with White three months before he passed away and told him of the team's plans to retire the number during the '05 season. Favre's number joined the retired numbers displayed on the green façade of Lambeau Field's north end zone.

Like Favre, the five previous players to have their number retired by the Packers are in the Pro Football Hall of Fame.

There is no documented record of Tony Canadeo having his No. 3 retired during a public ceremony, but the Packers officially recognized it as one of their retired numbers when it was included on the Lambeau Field facade in 2003, when the stadium was rededicated.

The team's five known number-retirement dates:

14 Don Hutson*	12/02/51	vs. New York Yanks	City Stadium
15 Bart Starr*	11/11/73	vs. St. Louis Cardinals	Lambeau Field
66 Ray Nitschke*	12/04/83	vs. Chicago Bears	Lambeau Field
92 Reggie White	09/18/05	vs. Cleveland Browns	Lambeau Field
4 Brett Favre	07/18/15	Packers Hall of Fame induction banquet	Lambeau Field Atrium

\*Research supplied by the *Green Bay Press-Gazette*



Lite

MITSUBISHI ELECTRIC

DIAMOND VISION

bellin  
health

RETIRED NUMBERS

14

DON HUTSON

3

TONY CANADEO

15

BART STARR

66

RAY NITSCHKE

92

REGGIE WHITE

4

BRETT FAVRE

## SHAREHOLDER HISTORY & FINANCIAL HISTORY

Of all the things that make the Green Bay Packers and their story incredible and unique, the most significant is simply this: The team is literally owned by its fans.

Presently, approximately 538,967 people, representing 5,204,625 shares, can lay claim to a franchise ownership interest.

Shares of stock include voting rights, but the redemption price is minimal, no dividends are ever paid, the stock cannot appreciate in value, and there are no season-ticket privileges associated with stock ownership. No shareholder is allowed to own more than 200,000 shares, a safeguard to ensure that no one individual is able to assume control of the club.

Fans took ownership of the franchise in 1923.

The Indian Packing Corporation was the team's first sponsor in 1919 and 1920. Frank L. Peck, president of Indian Packing, put up the money the first year to buy uniforms and other equipment. The team wore Indian Packing's "Council" brand emblem on its jerseys in 1920 and was run by a group led by C.M. "Neil" Murphy as business manager, Joe Delloye as secretary and Frank Jonet as treasurer. In both seasons, the Packers operated as a semipro team, playing mostly against opponents from other Wisconsin cities and Michigan's Upper Peninsula.

The Acme Packing Co. of Chicago purchased Indian Packing following the completion of the 1920 season, and through John and J. Emmett Clair, applied for a franchise in the fledgling American Professional Football Association the following August. The Clairs, who were running the Acme plant in Green Bay, had title to the team during the 1921 season.

The APFA revoked the franchise in January 1922 as a penalty for the Packers using college players under assumed names in a non-league game against Racine at the end of the 1921 season.

At its June meeting, six months later, the APFA changed its name to the National Football League, and Green Bay was readmitted thanks to the persistence of Cury Lambeau. Lambeau was awarded the franchise only after the Clair brothers finally agreed to surrender rights to it. They had moved back to Chicago, but there was concern for a period of time that they might relocate the franchise there.

Lambeau and three others – George Whitney Calhoun, Nathan Abrams and Joseph Ordens – formed a corporation called the

Green Bay Football Club that ran the Packers in 1922. But it suffered heavy losses in its one season due to lack of resources and bad weather.

That was when Andrew B. Turnbull, civic leader and one of the owners of the *Green Bay Press-Gazette*, stepped forward and led the effort to create the Green Bay Football Corporation.

The first stock sale was launched Aug. 20, 1923. Shares were sold for \$5, although anyone purchasing five shares also received a box-seat ticket for all home games. Turnbull, Lee Joannes and local attorney John Kittell had signed the first articles of incorporation six days earlier. The state of Wisconsin affixed its official seal to them Aug. 23.

The first meeting of stockholders of the Green Bay Football Corp. was held Sept. 17, 1923, at the Brown County Courthouse. Fifteen board members were elected, and they, in turn, chose a five-man Executive Committee.

Turnbull was named president; Kittell, vice president; and Joannes, secretary and treasurer. Dr. W.W. Kelly and George DeLair were elected at-large members.

The Green Bay Football Corporation continued to run the franchise until Aug. 15, 1933, when it went into receivership. Frank Jonet, who had previously audited the corporation's books, was appointed the receiver. The corporation's financial problems stemmed largely from a lawsuit brought by Willard Bent, a fan who fell from the stands at a game at City Stadium in 1931 and was awarded close to \$5,000 in damages. The so-called Hungry Five, along with Jonet, ran the franchise while it was in receivership. However, the minutes of a special NFL meeting held in February 1933 stated that title to it was actually transferred into Joannes' name.

The Hungry Five included Joannes, who had been elected president of the corporation in 1930; attorney Gerald Clifford, who had been elected to the Executive Committee the same year; Turnbull, Kelly and Lambeau.

The Packers emerged from receivership in January 1935 and reorganized as The Green Bay Packers, Inc., the community-owned company that remains active today, although the word "The" was dropped in 1997 when the articles of incorporation were amended.

There now have been six stock drives since the Packers became community owned in 1923.

The **second** sale, in 1935, made it possible for the Packers to reorganize following more than 16 months in receivership. The **third**, in 1950, saved the Packers when they were facing nearly \$90,000 in debt.

The **fourth** was launched in late 1997. It added 105,989 new shareholders and supported the Lambeau Field redevelopment project. With the NFL backing the plan, the previous 1,940 shareholders overwhelmingly voted to amend the articles of incorporation on Nov. 13, 1997. The vote authorized the Packers to sell up to one million shares to raise funds for capital improvements, and existing stockholders received a 1,000-to-1 split on their original shares. Fans immediately were able to call a special toll-free number, or tap into the team's website for information on how to buy the 400,000 shares made available to the public. In the first 11 days, roughly one-third – or \$7.8 million – of the total amount transacted was sold. Orders came in at a rate of 3,500 per day during this early period, generating about \$700,000 each day.

Shares of stock were purchased by citizens from all 50 states, in addition to fans in Guam and the U.S. Virgin Islands. More than half (53.6 percent) of the shares were bought by Wisconsin residents.

The **fifth** sale was launched in December 2011 and saw more than 250,000 people purchase over 269,000 shares. In an overwhelming response, fans purchased more than 185,000 shares in the first two days alone. By late December, the team made an additional 30,000 shares available beyond the initial 250,000 to accommodate demand. Proceeds were directed toward the 2011-2013 expansion of Lambeau Field.

For the first time, fans in Canada were able to purchase shares – 2,000 did so – and approximately 99 percent of all shares were purchased online.

The **sixth** offering commenced on Nov. 16, 2021, and by the time it closed on Feb. 25, 2022, 176,160 new

SHAREHOLDER HISTORY

COMMUNITY

ADMIN. & COACHES

VETERANS

DRAFT & FREE AGENTS

2022 REVIEW

SHAREHOLDER HISTORY

LAMBEAU FIELD

MISC.



### 1923

Share price: \$5  
Shares sold: 1,109  
Amount raised:  
\$5,545



### 1935

Share price: \$25  
Shares sold: 484  
Amount raised:  
\$12,100



### 1950

Share price: \$25  
Shares sold: 4,165½  
Amount raised:  
\$104,137.50



**1997**

Share price: \$200  
 Shares sold: 120,010  
 Amount raised:  
 \$24,002,000

**2011**

Share price: \$250  
 Shares sold: 269,640  
 Amount raised:  
 \$67,407,750

**2021**

Share price: \$300  
 Shares sold: 195,135  
 Amount raised:  
 \$64,700,000

shareholders had joined the ranks with more than 198,000 shares sold at \$300 each. All 50 states were represented as well as several U.S. territories and Canada. Proceeds from the sale were directed toward ongoing construction projects at Lambeau Field, including new video boards and concourse upgrades.

Today, an annual meeting of shareholders is held in July, an event that returned to Lambeau Field in 2006. The shareholders elect a board of directors to run the corporation. The board, in turn, elects a seven-member Executive Committee, consisting of a president, vice president, treasurer, secretary and three members at large. The president is the only officer who receives compensation.

Shares of stock cannot be resold, except back to the team for a fraction of the original price. Limited transfer of shares (i.e., to heirs and relatives) is permissible.

Based on the original "Articles of Incorporation for the (then) Green Bay Football Corporation," if the Packers franchise is sold, after the payment of all expenses, any remaining funds will go to the Sullivan-Wallen Post of the American Legion in order to build "a proper soldiers' memorial." This stipulation was enacted to ensure that the club remained in Green Bay and that there could never be any financial enhancement for the shareholder. The beneficiary was changed from the Sullivan-Wallen Post to the Green Bay Packers Foundation on the basis of a shareholder vote at the November 1997 meeting.

### PACKERS STRUGGLE FOR SURVIVAL: FINANCIAL UPS & DOWNS, 1919-57

<b>\$500</b>	Sum, according to Curly Lambeau, given to him by Frank Peck, president of Indian Packing Company, for uniforms and equipment in 1919.
<b>\$276</b>	Paid to each player at the end of the 1920 season, the Packers' second year of play as an independent team. Checks for that amount were given to the players at a team banquet at De Lair's Café in downtown Green Bay following the season. Thanks to business manager Neil Murphy's efforts to build a fence around the playing field at Hagemeister Park, allowing them to charge admission, the Packers showed a profit of \$6,049.53.
<b>\$100</b>	Original franchise fee set Sept. 17, 1920, at a meeting of the American Professional Football Association, which would become the NFL two years later. While it has been written that the fee was reduced to \$50 in 1921 when the Packers joined the league, no such motion was ever recorded in the league minutes. If the Packers ever paid a franchise fee, a record of it has yet to be found.
<b>\$3,800</b>	Amount the <i>Green Bay Press-Gazette</i> reported that the Clair brothers, John and J. Emmett, lost during the 1921 season, the Packers' first in what became the NFL. The Clair brothers ran both the Acme Packing Co. and the football team.
<b>\$1,000</b>	Guarantee the Packers had to post to rejoin the NFL in 1922 after being booted out following the 1921 season for using college players under assumed names in a non-league game against Racine. Each NFL team was required to post that amount before the start of the season as a guarantee against violations of league rules.
<b>\$147.74</b>	Reported loss of the Green Bay Football Corporation in 1923, its first season of existence. Receipts totaled \$35,315.69. Expenses totaled \$35,463.43, including \$12,253.50 for player salaries.
<b>\$4,989</b>	Verdict awarded in 1933 to Willard J. Bent, who fell from stands at City Stadium in 1931 and sued team. The total award was actually \$5,544.10, but it was decreased 10 percent because of the plaintiff's contributory negligence. The fan's fall sent the Packers into receivership. Local accountant Frank Jonet said years later that when he was appointed receiver, the judge handed him \$76.18 in cash and unpaid bills amounting to more than \$15,000.
<b>\$12,100</b>	Amount raised through the sale of stock in 1935 allowing the franchise to emerge from receivership and reorganize as the Green Bay Packers, Inc. Frank Jonet, the receiver, would later say that the Packers settled their indebtedness for about \$8,000, leaving them with roughly \$4,000 to start the 1935 season.
<b>\$32,000</b>	Amount the Packers paid in 1946 for Rockwood Lodge, a training quarters they hoped would alleviate their housing problems for players. The board of directors also approved \$8,000 worth of additional improvements. Also, the Packers' executive committee approved the purchase of five pre-fabricated cottages located next to the lodge at a cost of \$3,500 each, or a total of \$17,500.
<b>\$90,000</b>	Loss the Packers were facing, according to club president Emil Fischer, when they announced on Nov. 14, 1949, that they would have to play an intrasquad game on Thanksgiving Day to save the franchise.
<b>\$75,000</b>	Amount paid by the insurance company to the Packers after Rockwood Lodge burned to ground in January 1950.
<b>\$104,137.50</b>	Funds raised by the third Packers stock drive in the spring and summer of 1950.
<b>\$12,990.49</b>	Packers' net profit from operations in 1950.
<b>\$32,000</b>	TV money received by the Packers in 1953, allowing them to show a profit of \$29,267. The team was paid \$12,000 for its Thanksgiving Day TV appearance against Detroit and \$20,000 as its share of the league contract.
<b>\$611,276.68</b>	Total ticket sales for the 1957 season, the Packers' first in new City Stadium, or what is now Lambeau Field. It was a spike of \$62,000 from the previous year. The Packers played three home games in their new stadium and three others plus a preseason game in Milwaukee.



## GREEN BAY'S 15 HEAD COACHES



**Earl (Curly) Lambeau**  
1921-49



**Gene Ronzani**  
1950-53




**Lisle Blackburn**  
1954-57



**Ray (Scooter) McLean**  
1958



**Vince Lombardi**  
1959-67



**Phil Bengtson**  
1968-70



**Dan Devine**  
1971-74



**Bart Starr**  
1975-83



**Forrest Gregg**  
1984-87



**Lindy Infante**  
1988-91



**Mike Holmgren**  
1992-98



**Ray Rhodes**  
1999



**Mike Sherman**  
2000-05



**Mike McCarthy**  
2006-18



**Matt LaFleur**  
2019-22

### HEAD COACHES BASED ON OVERALL VICTORIES

Coach	Years	Regular Season				Postseason				Overall			
		Won	Lost	Tied	Pct.	Won	Lost	Tied	Pct.	Won	Lost	Tied	Pct.
Earl (Curly) Lambeau <sup>1</sup>	1921-49	209	104	21	.668	3	2	0	.600	212	106	21	.667
Mike McCarthy	2006-18	125	77	2	.618	10	8	0	.556	135	85	2	.613
Vince Lombardi	1959-67	89	29	4	.754	9	1	0	.900	98	30	4	.766
Mike Holmgren	1992-98	75	37	0	.670	9	5	0	.643	84	42	0	.667
Mike Sherman	2000-05	57	39	0	.594	2	4	0	.333	59	43	0	.578
Bart Starr	1975-83	52	76	3	.408	1	1	0	.500	53	77	3	.410
Matt LaFleur	2019-22	47	19	0	.712	2	3	0	.400	49	22	0	.690
Dan Devine	1971-74	25	27	4	.481	0	1	0	.000	25	28	4	.473
Forrest Gregg	1984-87	25	37	1	.405	0	0	0	.000	25	37	1	.405
Lindy Infante	1988-91	24	40	0	.375	0	0	0	.000	24	40	0	.375
Phil Bengtson	1968-70	20	21	1	.488	0	0	0	.000	20	21	1	.488
Lisle Blackburn	1954-57	17	31	0	.354	0	0	0	.000	17	31	0	.354
Gene Ronzani <sup>2</sup>	1950-53	14	31	1	.311	0	0	0	.000	14	31	1	.311
Ray Rhodes	1999	8	8	0	.500	0	0	0	.000	8	8	0	.500
Joe Philbin <sup>3</sup>	2018	2	2	0	.500	0	0	0	.000	2	2	0	.500
Ray (Scooter) McLean <sup>4</sup>	1958	1	10	1	.091	0	0	0	.000	1	10	1	.091
<b>Totals</b>		<b>790</b>	<b>+590</b>	<b>38</b>	<b>.572</b>	<b>36</b>	<b>25</b>	<b>0</b>	<b>.590</b>	<b>826</b>	<b>+615</b>	<b>38</b>	<b>.573</b>

<sup>1</sup> — Records do not reflect 1919-20 seasons when Packers played independent football and other non-NFL games.

<sup>2</sup> — Resigned after 10 games in 1953.

<sup>3</sup> — Record does not include final two games of 1953 season, when he served as co-head coach with Hugh Devore (0-2 record).

<sup>4</sup> — Served as the interim coach for the final four games of the season.

\* — Record includes two losses in 1953 with Ray (Scooter) McLean and Hugh Devore serving as co-head coaches.

From 1921-71, tie games were not included in winning percentage.

### FORMER GREEN BAY COACHES VS. PACKERS, 1997-2022

Head Coach, Team	W	L	Pct	Seasons in Green Bay
*Andy Reid, Phi-KC	6	5	.545	TE/offensive line asst., 1992-96; QB coach, 1997-98
*Tom Couchlin, Jax-NYG	5	5	.500	Receivers coach, 1986-87
Jon Gruden, Oak-TB	2	2	.500	Off. assistant, 1992; WR coach, 1993-94
*Mike Holmgren, Sea	2	4	.333	Head coach, 1992-98
Dick Jauron, ChiB-Det-Buf	3	9	.250	Def. backs coach, 1986-94
*Steve Mariucci, SF-Det	3	9	.250	Quarterbacks coach, 1992-95
Marty Mornhinweg, Det.	0	4	.000	Off. assistant/quality control, 1995; QB coach, 1996
*Ben McAdoo, NYG	0	2	.000	Tight ends coach, 2006-11; QB coach, 2012-13
Joe Philbin, Mia.	0	1	.000	Asst. DL, 2003; TE/asst. DL, 2004-05; DL, 2006; off. coord, 2007-11, 2018; interim head coach, 2018
Mike McCarthy, DalC.	0	1	.000	Quarterbacks coach, 1999; head coach, 2006-18
<b>Totals</b>	<b>21</b>	<b>42</b>	<b>.333</b>	* — includes playoffs

# GREEN BAY'S ALL-TIME ASSISTANT COACHES

ASSISTANT COACHES; ALL-TIME

COMMUNITY

ADMIN. & COACHES

VETERANS

DRAFT & FREE AGENTS

2022 REVIEW

ASSISTANT COACHES

LAMBEAU FIELD

MISC.

Angelichio, Brian	Tight Ends	2016-18	Getsy, Luke	Offensive Quality Control	2014-15
Austin, Bill	Offensive Line	1959-64		Wide Receivers	2016-17
Baggett, Charlie	Wide Receivers	1999		Quarterbacks	2019
Baker, Joe	Secondary/Safeties	2005		QB/Passing Game Coordinator	2020-21
Barry, Butch	Senior Analyst	2020	Gizzi, Chris	Strength and Conditioning Coord.	2019-23
Barry, Joe	Defensive Coordinator	2021-23	Golpashin, Ramsen	Offensive Quality Control	2022-23
Bates, Jim	Defensive Coordinator	2005	Graham, Patrick	Defense - Run Game Coord./Inside Lbs.	2018
Beightol, Larry	Offensive Line	1999-2005	Gray, Jerry	Defensive Backs	2020
Bengtson, Phil	Defensive Line	1959		DBs/Passing Game Coordinator	2021-22
	Coach of Defense	1960-67	Greene, Kevin	Outside Linebackers	2009-13
Bennett, Edgar	Running Backs	2005-10	Gregg, Forrest	Offensive Line	1969-70
	Wide Receivers	2011-14	Grosso, Rob	Offensive Quality Control	2023
	Offensive Coordinator	2015-17	Gruđen, Jon	Off. Assistant/Quality Control	1992
Bevell, Darrell	Off. Assistant/Quality Control	2000-01		Wide Receivers	1993-94
	Offensive Assistant	2002	Gullickson, Rock	Strength and Conditioning Coord.	2006-08
	Quarterbacks	2003-05	Gustafson, Burt	Linebackers	1971-74
Bisaccia, Rich	Special Teams Coordinator	2022		Special Teams	1977-78
	Asst. Head Coach/ST Coordinator	2023	Hackett, Nathaniel	Offensive Coordinator	2019-21
Blache, Greg	Defensive Line	1988-93	Hairston, Carl	Defensive Ends	2006-08
Blasko, Jeff	Assistant Offensive Line	2017-18	Hanner, Dave	Defensive Line	1965-71
Bonamego, John	Special Teams Coordinator	2003-05		Defensive Coordinator	1972-74
Bratkowski, Zeke	Offensive Backs	1969-70		Asst. Head Coach, Def. Coordinator	1975-79
	Quarterbacks	1975-78	Haskell, Gil	Quality Control	1982
	Quarterbacks/Off. Backs	1979-81		Running Backs	1992-94
Brock, Charley	Defense	1949		Wide Receivers	1995-97
Brooks, Larry	Defensive Line	1994-98	Hayes, Jay	Assistant Defensive Line	2018
Brown, Kippy	Running Backs	2000	Hearden, Tom	Defense	1954-55, 1957
Brunner, John	Offensive Backs	1983	Hecker, Norb	Defensive Backs	1959-65
Bullough, Hank	Defensive Coordinator	1988-91	Hilgenberg, Joel	Offensive Quality Control	2011
Burns, Jerry	Defensive Backs	1966-67		Assistant Offensive Line	2012-13
Butkus, Luke	Assistant Offensive Line	2019-21	Hilton, John	Off. Backs/Special Teams	1986
	Offensive Line	2022-23	Holland, Johnny	Def. Assistant/Quality Control	1995-97
Campen, James	Asst. Off. Line/Quality Control	2004-05		Special Teams	1998
	Assistant Offensive Line	2006		Linebackers	1999
	Offensive Line	2007-17	Hood, Justin	Defensive Quality Control	2021-23
	Offense - Run Game Coord./Off. Line	2018	Hostler, Jim	Offense - Pass Game Coordinator	2018
Capers, Dom	Defensive Coordinator	2009-17	Hutson, Don	Backs/Ends	1944-48
Carpenter, Lew	Receivers/Passing Game	1975-79	Jackson, Charlie	Defensive Quality Control	2005
	Receivers	1980-85	Jagodzinski, Jeff	Tight Ends	1999-2003
	Defensive Line	1980		Offensive Coordinator	2006
Champion, Jim	Quarterbacks	2018	Jauron, Dick	Defensive Backs	1986-94
Cignetti Jr., Frank	Offensive Assistant	1988-89	Johnston, Kent	Strength/Conditioning	1992-98
Clark, Joe	Assistant Off. Line	1990-91	Ketela, Pete	Special Assistant	1981
	Quarterbacks	2006-11		Offensive Backs	1982
	Offensive Coordinator	2012-14	Kiesling, Walt	Line	1945-48
	Associate Head Coach/Offense	2015-16	Kiffin, Monte	Linebackers	1983
	Quarterbacks	2022-23	Kinard, Billy	Defensive Backs	1974
Cochran, John "Red"	Offensive Backs	1959-66, 1971-74	Klapstein, Earl	Defensive Line	1956
Colbert, Jim	Defensive Backs	1975	Knight, Virgil	Strength/Conditioning	1984-85
Coughlin, Tom	Receivers/Passing Game	1986-87		Strength/Conditioning & Off. Line	1986-87
Cromwell, Nolan	Special Teams	1992-97		Strength/Conditioning & Tight Ends	1988-90
	Wide Receivers	1998		Tight Ends	1991
	Running Backs	2001-03	Knott, Ty	Offensive Quality Control	2006-08
Croom, Sylvester	Offensive Line	1977-79	Knox Jr., Chuck	Def. Assistant/Quality Control	1999
Curry, Bill	Def. Assistant/Quality Control	2000	Koger, Kevin	Offensive Quality Control	2019-20
Davis, Charlie	Offensive Line	1988-91	Kotal, Eddie	Backfield	1942-43
Davis, Wendel	Defensive Quality Control	2019-23	Kuhlmann, Hank	Special Teams	1972-74
Devore, Hugh	Ends	1953	LeBeau, Dick	Defensive Backs	1976-79
Doll, Don	Defensive Backs	1971-73	Lester, Tim	Senior Analyst	2023
Donatell, Ed	Defensive Coordinator	2000-03	Lewis, Connor	Offensive Quality Control	2020
Donovan, John	Senior Analyst	2022		ST Asst./Game Mgmt. Specialist	2021
Dotsch, Rollie	Offensive Line	1971-74		Assistant Quarterbacks	2022-23
Downard, Ryan	Defensive Quality Control	2018	Lewis, Eric	Defensive Quality Control	2006-07
	Assistant Defensive Backs	2019-21	Lewis, Sherman	Offensive Coordinator	1992-99
	Safeties	2022	Lind, Jim	Def. Assistant/Quality Control	1992-94
	Defensive Backs	2023		Linebackers	1995-98
Drayton, Maurice	Assistant Special Teams	2018-20	Lindsey, Dale	Linebackers	1986-87
	Special Teams Coordinator	2021	Lord, Bob	Special Teams	1975-76
Drayton, Stan	Quality Control Assistant/ Special Teams-Offense	2001-02		Offensive Backs	1977-78
	Off. Quality Control/Asst. Special Teams	2003	Lovat, Mark	Asst. Strength & Conditioning	1999-2009
	Line	1951-53		Strength & Conditioning Coord.	2010-18
Drulis, Chuck	Linebackers	2003-05	Lovat, Tom	Assistant Offensive Line	1980
Duffner, Mark	Senior Analyst	2021		Offensive Line	1992-98
Dunn, John	Tight Ends	2022-23	Mahaffey, Ryan	Offensive Quality Control	2021
	Assistant Offensive Line	1999		Assistant Offensive Line	2022-23
Eatman, Irv	Defensive Backs	1970	Mariucci, Steve	Quarterbacks	1992-95
Evans, Dick	Defensive Quality Control	2016	Marshall, John	Linebackers/Special Teams	1980
Evero, Ejoro	Offensive Ends	1962-65		Linebackers	1981-82
Fears, Tom	Defensive Backs	1980-83	Marshall, Steve	Assistant Offensive Line	2014
Fichtner, Ross	Def. Assistant/Quality Control	1998	Martin, Ruell	Coaching Asst. (Minority Fellowship)	2020-21
Flojole, Ken	Assistant Offensive Line	2007-10	McAdoo, Ben	Tight Ends	2006-11
Fontenot, Jerry	Running Backs	2011		Quarterbacks	2012-13
	Tight Ends	2012-15	McCarthy, Mike	Quarterbacks	1999
	Wide Receivers	2005	McCormick, Tom	Offensive Backs	1967-68
Franklin, James	Defensive Line	2000-04	McCurley, Scott	Defensive Quality Control	2009-13
Franklin, Jethro	Special Teams Assistant	2009		Assistant Linebackers	2014-17
Fuller, Curtis	Running Backs	2014-15	McGarigle, Tim	Defensive Assistant	2018
Gash, Sam	Wide Receivers	1988-91	McGeorge, Rich	Defensive Quality Control	2017
Geis, Wayne "Buddy"				Assistant Offensive Line	2000

McLaughlin, Leon	Offensive Line	1975-76
McLean, Ray "Scooter"	Backs	1951-57
McMillan, Ernie	Offensive Line	1978-83
Mennenga, Shawn	Special Teams Coordinator	2019-20
Meyer, John	Linebackers	1975-79
	Defensive Coordinator	1980-83
Meyers, Bill	Assistant Offensive Line	1982-83
Miles, Trent	Off. Assistant/Quality Control	2000
Miller, Brad	Def. Assistant/Quality Control	2001-02
	Assistant Defensive Line	2003-04
	Assistant Special Teams	2005
	Def. Coordinator/Def. Line	1984-87
Modzelewski, Dick	Backs	1947-48
Molenda, Bo	Defensive Front Assistant	2015-17
Montgomery, Jerry	Defensive Line	2018-21
	DL/Running Game Coordinator	2022-23
	Off. Assistant/Quality Control	1995
Mornhinweg, Marty	Quarterbacks	1996
	Special Teams Assistant	2010-13
Morton, Chad	Defensive Line	1957-58
Morton, Jack	Outside Linebackers	1988-91
Moseley, Dick	Quarterbacks	1974
Moss, Perry	Linebackers	2006
Moss, Winston	Assistant Head Coach/Linebackers	2007-08
	Asst. Head Coach/Inside Linebackers	2009-13
	Assistant Head Coach/Linebackers	2014
	Associate Head Coach/Linebackers	2015-18
	Backs	1950
Nolting, Ray	Special Teams	2000-02
Novak, Frank	Special Teams Consultant	2003-04
	Defensive Tackles	2005-08
Nunn, Robert	Coaching Asst. (Minority Fellowship)	2022-23
Odom, Quinshon	Inside Linebackers	2019-23
Olivadotti, Kirk	Special Teams	1999
Ortmayer, Steve	Tight Ends	2019-21
Ouffen, Justin	Defensive Quality Control	2019-20
Parker, Christian	Linebackers/Special Teams	1984-85
Paterna, Herb	Offensive Backs/Special Teams	1987
Peete, Willie	Offensive Backs	1988-91
	Linebackers	2000-02
Pelini, Bo	Secondary-Safeties	2009-17
Perry, Darren	Defensive Coordinator	2018-20
Pettine, Mike	Assistant Offensive Line	2003
Philbin, Joe	Tight Ends/Asst. Offensive Line	2004-05
	Offensive Line	2006
	Offensive Coordinator	2007-11, 2018
Plasman, Dick	Ends	1950-52
Polonchek, John	Receivers/Passing Game	1972-74
Prierer, Chuck	Special Teams/Linebackers	1984
	Special Teams	1985
Raih, David	Assistant Offensive Line	2016
	Offensive Perimeter	2017
	Wide Receivers	2018
Rebrovich, Jason	Outside Linebackers	2022
	Pass Rush Specialist	2023
Redding, Dave	Strength & Conditioning Coordinator	2009
	Asst. Strength & Conditioning	2010
Rehbein, Dick	Special Assistant	1979-80
	Special Teams	1981-83
Reid, Andy	Tight Ends/Assistant Off. Line	1992-96
	Quarterbacks	1997-98
	Backs	1958
Reid, Floyd "Breezy"	Off. Assistant/Quality Control	1998
Reynolds, Gary	Defensive Coordinator	1992-93
Rhodes, Ray	Defense	1958
Richards, Ray	Strength/Conditioning	1991
Riederer, Russ	Defensive Backs	1984-85
Riley, Ken	Defensive Coordinator	1975-76
Roach, Paul	Wide Receivers	2006-10
Robinson, Jimmy	Defensive Backs	1968-69
Robinson, Wayne	Special Assignments	1974
Roland, Johnny	Running Backs	2004
	Offensive Coordinator	2000-05
Rossley, Tom	Strength/Conditioning	1999-2005
Rubin, Barry	Assistant Offensive Line	2001-02
Ruel, Pat	Offensive Quality Control	2009-10
Rushing, John	Asst. WRs/Special Teams	2011
	Offensive Asst./Special Teams	2012-13
	Defensive Quality Control	2014-15
	Line	1954-57
Rymkus, Lou	Defensive Ends	2005
Sanders, Bob	Defensive Coordinator	2006-08
Schnelker, Bob	Receivers	1966-68
	Receivers/Passing Game	1969-71
	Offensive Coordinator	1982-85
Schottenheimer, Kurt	Defensive Backs	2004
	Secondary	2006-08
Sefcik, George	Offensive Backs	1984-85
	Quarterbacks	1986-87
	Tight Ends/Asst. Off. Line	1997-98
Sherman, Mike	Wide Receivers	2000-04

Shurmur, Fritz	Defensive Coordinator	1994-98
Simmons, Jason	Defensive/Special Teams Asst.	2014
	Assistant Special Teams	2015-17
	Secondary	2018
	Defensive Backs	2019
	Running Backs	2016-23
Sirmans, Ben	Offensive Line	1958
Skorich, Nick	Assistant Special Teams	2006-08
Slocum, Shawn	Special Teams Coordinator	2009-14
	Defensive Backs	2000-01
Slowik, Bob	Asst. Head Coach/Def. Backs	2002-03
	Defensive Coordinator	2004
	Outside Linebackers	2019-21
Smith, Mike	Assistant Coach	1935-43
Smith, Richard "Red"	Backs	1949
Snyder, Bob	Assistant Offensive Line	2015-23
Solari, Mike	Special Teams Quality Control	2022
Spurlock, Micheal		



Mike Holmgren's first Packers coaching staff, in 1992, contained five future NFL head coaches: Jon Gruden, Dick Jauron, Steve Mariucci, Andy Reid and Ray Rhodes.

Starr, Bart	Quarterbacks	1972
Stenavich, Adam	Offensive Line	2019-20
	Off. Line/Run Game Coordinator	2021
	Offensive Coordinator	2022-23
Stewart, Rayna	Special Teams Quality Control	2019-20
	Assistant Special Teams	2021
	Line	1949
Stidham, Tom	Special Teams Coordinator	2006-08
Stock, Mike	Assistant Special Teams	2022-23
Storer, Byron	Defensive Backs	1956
Stuber, Abe	General Assistant	1994
Sydney, Harry	Running Backs	1995-99
	Line	1950-52
Taylor, John "Tarz"	Defensive Coordinator	1999
Thomas, Emmitt	Special Teams	1988-91
Tippett, Howard	Special Assistant	2004
Tobin, Vince	Line	1944
Trafton, George	Defensive Line	1999, 2009-17
Trgovac, Mike	Defensive Line	1981-83
Urich, Richard "Doc"	Linebackers	1992-94
Valesenti, Bob	Defensive Backs	1995-98
	Running Backs	2012-13
Van Pelt, Alex	Quarterbacks	2014
	Quarterbacks/Wide Receivers	2015
	Quarterbacks	2016-17
Vitt, Joe	Defensive Backs	1999
vonAppen, Fred	Special Teams	1979
	Defensive Line	1980
Vrable, Jason	Offensive Assistant	2019
	Wide Receivers	2020-21
	WRs/Passing Game Coordinator	2022-23
Wampfler, Jerry	Offensive Line	1984-87
Washington, Lionel	Assistant Defensive Backs	1999-2004
	Def. Nickel Package/Cornerbacks	2005-08
	Defensive Quality Control	2008
Whitt Jr., Joe	Secondary-Cornerbacks	2009-17
	Defense - Pass Game Coordinator	2018
Whitted, Alvis	Wide Receivers	2019
Wietecha, Ray	Offensive Line	1965-68
	Running Game	1969-70
	Special Teams Quality Control	2023
Wilber, Kyle	Passing Game Coordinator (Defense)	2023
Williams, Greg	Off. Assistant/Quality Control	1999
Zampese, Ken	Offensive Quality Control	2021
Zetts, Tim	Assistant Special Teams	2014
Zook, Ron	Special Teams Coordinator	2015-18

—vonAppen resigned before first regular-season game, 1980.

## 1921-2022

Players who have played in at least one  
regular-season or playoff game with the Packers;  
list includes years and regular-season games played

## A

Abbrederis, Jared (WR), Wisconsin	2015-16	15
Abernathy, Micah (S), Tennessee	2022	2
Abramson, Cliff (B), No college	1946	10
Abram, Jonathan (S), Mississippi State	2022	2
Abrams, Nate (E), No college	1921	1
Abramson, George (G/T), Minnesota	1925	10
Acks, Ron (LB), Illinois	1974-76	40
Adams, Chet (T), Ohio State	1943	10
Adams, Davante (WR), Fresno State	2014-21	116
Adams, Montravious (DL), Auburn	2017-20	45
Adderley, Herb (CB), Michigan State	1961-69	125
Adkins, Bob (B), Marshall	1940-41, 45	20
Affholter, Erik (WR), Southern California	1991	4
Affis, Dick (G), Nevada	1951-54	48
Agajanian, Ben (K), New Mexico	1961	3
Aguiar, Louie (P), Utah State	1999	15
Ahmed, Ramiz (K), Nevada	2022	1
Aiyewa, Victor (LB), Washington	2013	5
Akins, Chris (S), Arkansas-Pine Bluff	2000-01	13
Alcorn, Zac (TE), Black Hills State	2006	6
Aldridge, Ben (B), Oklahoma A&M	1953	8
Aldridge, Lionel (DE), Utah State	1963-71	123
Alexander, Jaire (CB), Louisville	2018-22	64
Allen, Jake (WR), Mississippi College	2009	1
Allen, Kenderick (DT), Louisiana State	2006	2
Allerman, Kurt (LB), Penn State	1980-81	29
Allison, Geronimo (WR), Illinois	2016-19	46
Amos, Adrian (S), Penn State	2019-22	66
Amsler, Marty (DE), Evansville	1970	9
Amundson, Norm (G), Wisconsin	1957	12
Anderson, Abdullah (DL), Bucknell	2021	3
Anderson, Aric (LB), Millikin	1987	3
Anderson, Bill (TE), Tennessee	1965-66	24
Anderson, Donny (RB), Texas Tech	1966-71	84
Anderson, John (LB), Michigan	1978-89	146
Anderson, Marques (S), UCLA	2002-03	30
Anderson, Vickey Ray (FB), Oklahoma	1980	7
Andruzzi, Joe (G), Southern Conn. State	1998-99	23
Ane, Charlie (C), Michigan State	1981	15
Apsit, Marger (B), Southern California	1932	2
Archambeau, Lester (DE), Stanford	1990-92	36
Ard, Billy (G/T), Wake Forest	1989-91	35
Ariey, Mike (T), San Diego State	1989	1
Arnold, Jahine (WR), Fresno State	1999	1
Arthur, Mike (C), Texas A&M	1995-96	16
Armore, Rodney (S), Baylor	1999	5
Ashmore, Roger (T), Gonzaga	1928-29	21
Askson, Bert (TE), Texas Southern	1975-77	42
Atkins, Steve (RB), Maryland	1979-81	19
Auer, Todd (LB), Western Illinois	1987	3
Austin, Hise (DB), Prairie View A&M	1973	9
Austin, Taveon (WR), West Virginia	2020	4
Avery, Steve (FB), Northern Michigan	1991	1
Aydelette, Buddy (G), Alabama	1980	9

## B

Backman, Kennard (TE), Alabama-Birmingham	2015	7
Bailey, Byron (HB), Washington State	1953	10
Bailey, Karsten (WR), Auburn	2002-03	8
Bain, Bill (T), Southern California	1975	14
Baker, Frank (E), Northwestern	1931	2
Baker, Roy (B), Southern California	1928-29	13
Bakhtiani, David (T), Colorado	2013-22	130
Balasz, Frank (B), Iowa	1939-41	13
Baldwin, Al (E), Arkansas	1950	12
Ballentine, Corey (CB), Washburn	2022	8
Banet, Herb (B), Manchester	1937	7
Banjo, Chris (S), Southern Methodist	2013-16	37
Barber, Bob (DE), Grambling State	1976-79	60
Barbre, Allen (G/T), Missouri Southern State	2007-09	25
Barclay, Don (T/G), West Virginia	2012-13, 15-16	62
Barker, Bryan (P), Santa Clara	2004	16
Barker, Roy (DE), North Carolina	1999	1
Barnes, Emery (DE), Oregon	1956	2
Barnes, Gary (E), Clemson	1962	13
Barnes, Krys (LB), UCLA	2020-22	35
Barnett, Nick (LB), Oregon State	2003-10	107
Barnett, Solon (T), Baylor	1945-46	5
Barragar, Nate (C), Southern Calif.	1931-32, 34-35	41
Barrett, Jan (E), Fresno State	1962	3
Barrie, Sebastian (DE), Liberty	1993	3
Barrington, Sam (LB), South Florida	2013-15	22
Barry, Al (G), Southern California	1954, 57	24
Barry, Kevin (T), Arizona	2002-05	59
Barry, Norm (B), Notre Dame	1921	5
Barton, Don (B), Texas	1953	5

Bartrum, Mike (TE), Marshall	1995	4
Barzilauskas, Carl (DT), Indiana	1978-79	21
Basing, Myrt (B), Lawrence	1923-27	41
Basinger, Mike (DE), California-Riverside	1974	11
Baxter, Lloyd (C), Southern Methodist	1948	11
Baylis, Evan (TE), Oregon	2019	5
Beach, Sanjay (WR), Colorado State	1992	16
Beasy, Emil (B), No college	1924	1
Beck, Ken (DT), Texas A&M	1959-60	24
Becker, Wayland (E), Marquette	1936-38	30
Bedell, Brad (T), Colorado	2004	4
Beebe, Don (WR), Chadron State	1996-97	26
Beekey, Bruce (LB), Oregon	1980	15
Begetton, Reggie (WR), Lamar	2020	1
Bell, Albert (WR), Alabama	1988	5
Bell, Byron (T/G), New Mexico	2018	12
Bell, Ed (G/T), Indiana	1947-49	35
Bell, Josh (CB), Baylor	2009	4
Bell, Kahli (RB), UCLA	2013	3
Bell, Tyrone (CB), North Alabama	1999	1
Benkert, Kurt (QB), Virginia	2021	1
Bennett, Earl (G), Hardin-Simmons	1946	3
Bennett, Edgar (RB), Florida State	1992-96	80
Bennett, Martellus (TE), Texas A&M	2017	7
Bennett, Tony (LB), Mississippi	1990-93	56
Benson, Cedric (RB), Texas	2012	5
Berezney, Paul (T), Fordham	1942-44	31
Berrang, Ed (E), Villanova	1952	1
Berry, Connie (E), North Carolina State	1940	1
Berry, Ed (DB), Utah State	1986	16
Berry, Gary (S), Ohio State	2000	4
Bettencourt, Larry (C), St. Mary's (Calif.)	1933	2
Bettis, Tom (LB), Purdue	1955-61	84
Beverly, David (P), Auburn	1975-80	86
Bibbs, Kapri (RB), Colorado State	2018	2
Bidwell, Josh (P), Oregon	2000-03	64
Bieberstein, Adolph (G), Wisconsin	1926	1
Biegel, Vince (LB), Wisconsin	2017	9
Bigby, Atari (S), Central Florida	2005-10	46
Bilda, Dick (B), Marquette	1944	3
Billups, Lewis (CB), North Alabama	1992	5
Biolo, John (G), Lake Forest	1939	1
Birney, Tom (K), Michigan State	1979-80	13
Bishop, Desmond (LB), California	2007-11	69
Black, Henry (S), Baylor	2020-21	25
Blackmon, Roosevelt (CB), Morris Brown	1998	3
Blackmon, Will (CB), Boston College	2006-09	32
Blackshear, Jeff (B), Northeast Louisiana	2002	1
Blaine, Ed (G), Missouri	1962	14
Blair, Michael (RB), Ball State	1998	11
Bland, Carl (WR), Virginia Union	1989-90	30
Bloodgood, Elbert (B), Nebraska	1930	3
Bodiford, Shaun (WR), Portland State	2006-07	9
Boedeker, Bill (B), Kalamazoo	1950	9
Boerio, Chuck (LB), Illinois	1952	1
Bojorquez, Corey (P), New Mexico	2021	17
Bolden, Juran (CB), Mississippi Delta	1998	3
Bolton, Conrad (DT), Maryland	2007	1
Bolton, Scott (WR), Auburn	1988	4
Bone, Warren (DE), Texas Southern	1987	1
Bono, Steve (QB), UCLA	1997	2
Booker, Vaughn (DE/DT), Cincinnati	1998-99	30
Bookout, Billy (DB), Austin	1955-56	19
Boone, J.R. (B), Tulsa	1953	8
Borak, Fritz (E), Creighton	1938	1
Borden, Nate (DE), Indiana	1955-59	57
Borgognone, Dirk (K), Pacific	1995	2
Bostick, Brandon (TE), Newberry	2013-14	24
Bowdoin, Jim (G), Alabama	1928-31	45
Bowen, Matt (S), Iowa	2001-02	21
Bowens, David (DE), Western Illinois	2000	14
Bowman, Ken (C), Wisconsin	1964-73	123
Boyersky, Jerry (NT), Pittsburgh	1986-89	29
Boyd, Elmo (WR), Eastern Kentucky	1978	2
Boyd, Greg (DE), San Diego State	1983	12
Boyd, Josh (DE/DT), Mississippi State	2013-15	26
Boykin, Jarrett (WR), Virginia Tech	2012-14	39
Boyle, Tim (QB), Eastern Kentucky	2019-20	11
Bracken, Don (P), Michigan	1985-90	80
Brackins, Charlie (QB), Prairie View A&M	1955	7
Bradben, Ben (G), Michigan	2020-21	12
Bradford, Carl (LB), Arizona State	2016	4
Bradford, Corey (WR), Jackson State	1998-2001	42
Bradley, Dave (G), Penn State	1969-71	15
Bradley, Hunter (LS), Mississippi State	2018-21	56
Brady, Jeff (LB), Kentucky	1992	8
Braggs, Byron (DE), Alabama	1981-83	41
Branstetter, Kent (T), Houston	1973	9
Bratkowski, Zeke (QB), Georgia	1963-68, 71	43
Bray, Ray (G), Western Michigan	1952	12
Breeland, Bashaud (CB), Clemson	2018	7
Breen, Gene (LB), Virginia Tech	1964	6
Brennan, Jack (G), Michigan	1939	2
Brice, Kentrell (S), Louisiana Tech	2016-18	36
Briggs, Dyrval (LB), Bowling Green State	2010	5



Brock, Charley (C/LB), Nebraska . . . . .	1939-47	92
Brock, Lou (B), Purdue . . . . .	1940-45	58
Brock, Matt (DE/DT), Oregon . . . . .	1989-94	76
Brockington, John (RB), Ohio State . . . . .	1971-77	85
Brooks, Ahmad (LB), Virginia . . . . .	2017	12
Brooks, Barrett (T), Kansas State . . . . .	2002	2
Brooks, Bucky (CB), North Carolina . . . . .	1996-97	5
Brooks, Robert (WR), South Carolina . . . . .	1992-98	96
Bross, Mal (B), Gonzaga . . . . .	1927	2
Broussard, Steve (P), Southern Mississippi . . . . .	1975	4
Brown, Aaron (DE), Minnesota . . . . .	1973-74	10
Brown, Allen (TE), Mississippi . . . . .	1966-67	19
Brown, Bob (DT), Arkansas AM&N . . . . .	1966-73	104
Brown, Buddy (G), Arkansas . . . . .	1953-56	47
Brown, Carlos (QB), Pacific . . . . .	1975-76	26
Brown, Dave (CB), Michigan . . . . .	1987-89	44
Brown, Donatello (CB), Valdosta State . . . . .	2017	4
Brown, Fadol (DL), Mississippi . . . . .	2018-19	8
Brown, Gary (T), Georgia Tech . . . . .	1994-96	25
Brown, Gilbert (DT), Kansas . . . . .	1993-99, 2001-03	125
Brown, Jonathan (DE), Tennessee . . . . .	1998	4
Brown, Ken (C), New Mexico . . . . .	1980	7
Brown, Robert (LB/DE), Virginia Tech . . . . .	1982-92	164
Brown, Tim (HB), Ball State . . . . .	1959	1
Brown, Tom (DB), Maryland . . . . .	1964-68	70
Brown, Tony (CB), Alabama . . . . .	2018-19	20
Browner, Ross (DE/NT), Notre Dame . . . . .	1987	11
Bruder, Hank (B), Northwestern . . . . .	1931-39	98
Brunell, Mark (QB), Washington . . . . .	1994	2
Bucchianeri, Mike (G), Indiana . . . . .	1941, 44-45	14
Buchanon, Willie (CB), San Diego State . . . . .	1972-78	80
Buck, Cub (T), Wisconsin . . . . .	1921-25	49
Buckley, Terrell (CB), Florida State . . . . .	1992-94	46
Buhler, Larry (B), Minnesota . . . . .	1939-41	21
Bulaga, Bryan (T), Iowa . . . . .	2010-12, 14-19	115
Buland, Walt (T), No college . . . . .	1924	1
Bullough, Hank (G), Michigan State . . . . .	1955, 58	20
Bultman, Art (C), Marquette . . . . .	1932-34	37
Burgess, James (LB), Louisville . . . . .	2020	4
Burgess, Ronnie (DB), Wake Forest . . . . .	1985	7
Burks, Oren (LB), Vanderbilt . . . . .	2018-21	59
Burnett, Morgan (S), Georgia Tech . . . . .	2010-17	102
Burnette, Reggie (LB), Houston . . . . .	1991	3
Burris, Paul (G), Oklahoma . . . . .	1949-51	29
Burrow, Curtis (K), Central Arkansas . . . . .	1988	1
Burrow, Jim (DB), Nebraska . . . . .	1976	3
Bush, Blair (C), Washington . . . . .	1989-91	48
Bush, Jarrett (CB/S), Utah State . . . . .	2006-14	137
Butler, Bill (B), Tennessee-Chattanooga . . . . .	1959	11
Butler, Frank (C/T), Michigan State . . . . .	1934-36, 38	26
Butler, LeRoy (CB/S), Florida State . . . . .	1990-2001	81
Butler, Mike (DE), Kansas . . . . .	1977-82	85
Byrd, Emanuel (TE), Marshall . . . . .	2017	1

**C**

Cabral, Brian (LB), Colorado . . . . .	1980	7
Cade, Mossy (DB), Texas . . . . .	1985-86	30
Caffey, Lee Roy (LB), Texas A&M . . . . .	1964-69	83
Cahoon, Ivan (T), Gonzaga . . . . .	1926-29	31
Caldwell, David (NT), TCU . . . . .	1987	3
Callahan, Joe (QB), Wesley . . . . .	2017	1
Campbell, DeVondre (LB), Minnesota . . . . .	2021-22	29
Campbell, Ibraheim (S), Northwestern . . . . .	2018-19	10
Campbell, Rich (QB), California . . . . .	1981-84	7
Campen, James (C), Tulane . . . . .	1989-93	61
Canadeo, Tony (B), Gonzaga . . . . .	1941-44, 46-52	116
Cannava, Al (B), Boston College . . . . .	1950	1
Cannon, Mark (C), Texas-Arlington . . . . .	1984-89	68
Capp, Dick (TE/LB), Boston College . . . . .	1967	2
Capuzzi, Jim (B), Cincinnati . . . . .	1955-56	9
Carey, Joe (G), Illinois Tech . . . . .	1921	6
Carlson, Wes (G), St. John's . . . . .	1926	4
Carmichael, Al (HB), Southern California . . . . .	1953-58	68
Carpenter, Lew (B), Arkansas . . . . .	1959-63	66
Carpenter, Tariq (S), Georgia Tech . . . . .	2022	14
Carr, Fred (LB), Texas-El Paso . . . . .	1968-77	140
Carreker, Alphonso (DE), Florida State . . . . .	1984-88	72
Carroll, Ahmad (CB), Arkansas . . . . .	2004-06	34
Carroll, Lou (DE), San Diego State . . . . .	1968	6
Carruth, Paul Ott (RB), Alabama . . . . .	1986-88	43
Carson, Tra (RB), Texas A&M . . . . .	2018-19	6
Carter, Carl (CB), Texas Tech . . . . .	1992	7
Carter, Jim (LB), Minnesota . . . . .	1970-75, 77-78	106
Carter, Joe (E), Southern Methodist . . . . .	1942	11
Carter, Mike (WR), Sacramento State . . . . .	1970	2
Carter, Tony (FB), Minnesota . . . . .	2002	12
Casper, Charley (B), TCU . . . . .	1934	1
Cassidy, Ron (WR), Utah State . . . . .	1979-81, 83-84	60
Cecil, Chuck (S), Arizona . . . . .	1988-92	66
Chandler, Don (K), Florida . . . . .	1965-67	42
Chatman, Antonio (WR/KR), Cincinnati . . . . .	2003-05	48
Cheek, Louis (T), Texas A&M . . . . .	1991	12
Cherry, Bill (C), Middle Tennessee State . . . . .	1986-87	28
Chesley, Francis (LB), Wyoming . . . . .	1978	1

Childs, Henry (TE), Kansas State . . . . .	1984	3
Chillar, Brandon (LB), UCLA . . . . .	2008-10	34
Chmura, Mark (TE), Boston College . . . . .	1993-99	89
Choate, Putt (LB), Southern Methodist . . . . .	1987	2
Christman, Paul (QB), Missouri . . . . .	1950	11
Cifelli, Gus (T), Notre Dame . . . . .	1953	12
Cifers, Bob (B), Tennessee . . . . .	1949	9
Ciency, Jack (WR), Michigan . . . . .	1970	14
Clanton, Chuck (DB), Auburn . . . . .	1985	3
Clariedge, Dennis (QB), Nebraska . . . . .	1965	1
Clark, Allan (RB), Northern Arizona . . . . .	1982	5
Clark, Greg (LB), Arizona State . . . . .	1991	2
Clark, Jessie (FB), Arkansas . . . . .	1983-87	60
Clark, Kenny (DL), UCLA . . . . .	2016-22	106
Clark, Michael (WR), Marshall . . . . .	2017	2
Clark, Vinnie (CB), Ohio State . . . . .	1991-92	32
Clavelle, Shannon (DE), Colorado . . . . .	1995-97	15
Clayton, Mark (WR), Louisville . . . . .	1993	16
Clemens, Bob (FB), Georgia . . . . .	1955	2
Clemens, Cal (B), Southern California . . . . .	1936	9
Clemens, Ray (G), St. Mary's (Calif.) . . . . .	1947	9
Clifton, Chad (T), Tennessee . . . . .	2000-11	165
Clinton-Dix, Ha Ha (S), Alabama . . . . .	2014-18	71
Cloud, Jack (FB), William & Mary . . . . .	1950-51	13
Cobb, Randall (WR), Kentucky . . . . .	2011-18, 21-22	130
Cobb, Reggie (RB), Tennessee . . . . .	1994	16
Coco, Jack (LS), Georgia Tech . . . . .	2022	17
Cody, Ed (B), Purdue . . . . .	1947-48	20
Coffey, Junior (RB), Washington . . . . .	1965	13
Coffman, Paul (TE), Kansas State . . . . .	1978-85	119
Cole, Colin (DT), Iowa . . . . .	2004-08	57
Coleman, Keo (LB), Mississippi State . . . . .	1993	12
Coleman, Lavon (RB), Washington . . . . .	2018	1
Colledge, Daryn (G/T), Boise State . . . . .	2006-10	80
Collier, Steve (T), Bethune-Cookman . . . . .	1987	10
Collins, Albin (HB), Louisiana State . . . . .	1951	7
Collins, Bobby (TE), North Alabama . . . . .	2001	4
Collins, Brett (LB), Washington . . . . .	1992-93	15
Collins, Mark (CB), Cal State-Fullerton . . . . .	1997	1
Collins, Nick (S), Bethune-Cookman . . . . .	2005-11	95
Collins, Patrick (RB), Oklahoma . . . . .	1988	5
Collins, Shawn (WR), Northern Arizona . . . . .	1993	4
Combs, Derek (CB), Ohio State . . . . .	2003	8
Comp, Irv (B), St. Benedict's . . . . .	1943-49	69
Compton, Chuck (DB), Boise State . . . . .	1987	2
Comstock, Rudy (G), Georgetown . . . . .	1931-33	40
Concannon, Jack (QB), Boston College . . . . .	1974	14
Cone, Fred (FB/K), Clemson . . . . .	1951-57	82
Conway, Dave (K), Texas . . . . .	1971	1
Cook, James (G), Notre Dame . . . . .	1921	2
Cook, Jared (TE), South Carolina . . . . .	2016	10
Cook, Kelly (RB), Oklahoma State . . . . .	1987	11
Cook, Ted (E/DB), Alabama . . . . .	1948-50	35
Cooke, Bill (DE), Massachusetts . . . . .	1975	5
Cooks, Kerry (S), Iowa . . . . .	1998	9
Cooney, Mark (LB), Colorado . . . . .	1974	13
Copeland, Russell (WR), Memphis . . . . .	1998	3
Corker, John (LB), Oklahoma State . . . . .	1988	2
Coston, James (T/G), North Carolina A&T . . . . .	2005-07	16
Coughlin, Frank (T), Notre Dame . . . . .	1921	5
Coutre, Larry (HB), Notre Dame . . . . .	1950, 53	19
Cox, Ron (LB), Fresno State . . . . .	1996	16
Crabtree, Tom (TE), Miami (Ohio) . . . . .	2010-12	46
Craig, Larry (E/B), South Carolina . . . . .	1939-49	121
Crawford, James (LB), Illinois . . . . .	2018	16
Crawford, Keith (CB/WR), Howard Payne . . . . .	1995, 99	13
Cremer, Ted (E), Auburn . . . . .	1948	3
Crenshaw, Leon (DT), Tuskegee . . . . .	1968	10
Crimmins, Bernie (G/B), Notre Dame . . . . .	1945	6
Crockett, John (RB), North Dakota State . . . . .	2015	2
Croft, Milburn (T), Ripon . . . . .	1942-47	51
Cronin, Tommy (HB), Marquette . . . . .	1922	5
Crosby, Mason (K), Colorado . . . . .	2007-22	258
Croston, Dave (T), Iowa . . . . .	1988	16
Crouse, Ray (RB), Nevada-Las Vegas . . . . .	1984	16
Crowley, Jim (HB), Notre Dame . . . . .	1925	3
Crutcher, Tommy (LB), TCU . . . . .	1964-67, 71-72	80
Cuff, Ward (B), Marquette . . . . .	1947	10
Culbreath, Jim (FB), Oklahoma . . . . .	1977-79	29
Culver, Al (T), Notre Dame . . . . .	1932	1
Culver, Tyrone (S), Fresno State . . . . .	2006	14
Cumby, George (LB), Oklahoma . . . . .	1980-85	80
Curcio, Mike (LB), Temple . . . . .	1983	13
Currie, Dan (LB), Michigan State . . . . .	1958-64	90
Curry, Bill (C), Georgia Tech . . . . .	1965-66	28
Curry, Scott (T), Montana . . . . .	1999	5
Cvercko, Andy (G), Northwestern . . . . .	1960	12
Cyre, Hector (T), Gonzaga . . . . .	1926	10

**D**

Dafney, Dominique (TE), Indiana State . . . . .	2020-21	15
Dahms, Tom (T), San Diego State . . . . .	1955	12
Dale, Carroll (WR), Virginia Tech . . . . .	1965-72	111
Danelo, Joe (K), Washington State . . . . .	1975	12

Daniell, Averell (T), Pittsburgh	1937	5	
Daniels, Mike (DL), Iowa	2012-18	102	
Darjean, Ernie (LB), Auburn	1957	12	
Darkins, Chris (RB), Minnesota	1997	14	
Darling, Bernard (C), Beloit	1927-31	36	
Davenport, Bill (HB), Hardin-Simmons	1931	2	
Davenport, Najeh (RB/FB), Miami (Fla.)	2002-05	39	
Davey, Don (DE/DT), Wisconsin	1991-94	50	
Davidson, Ben (DE), Washington	1961	14	
Davis, Anthony (LB), Utah	1999	14	
Davis, Dave (WR), Tennessee A&I	1971-72	24	
Davis, Harper (B), Mississippi State	1951	12	
Davis, Kenneth (RB), TCU	1986-88	35	
Davis, Knile (RB), Arkansas	2016	2	
Davis, Paul (G), Marquette	1922	7	
Davis, Ralph (G), Wisconsin	1947-48	22	
Davis, Rob (LS), Shippensburg	1997-2007	167	
Davis, Shawn (S), Florida	2021	1	
Davis, Trevor (WR), California	2016-19	31	
Davis, Tyler (TE), Georgia Tech	2021-21	31	
Davis, Tyrone (TE), Virginia	1997-2002	69	
Davis, Willie (DE), Grambling State	1960-69	138	
Dawson, Dale (K), Eastern Kentucky	1988	4	
Dawson, Gib (HB), Texas	1953	7	
Dean, Walter (FB), Grambling State	1991	9	
Deeks, Don (T), Washington	1948	8	
Dees, Bob (T), Southwest Missouri State	1952	9	
Degrate, Tony (DE), Texas	1985	1	
Dequara, Josiah (TE), Cincinnati	2020-22	35	
Del Gaizo, Jim (QB), Tampa	1973	8	
Del Greco, Al (K), Auburn	1984-87	46	
DeLisle, Jim (DT), Wisconsin	1971	9	
Dellenbach, Jeff (C/G), Wisconsin	1996-98	33	
DeLuca, Tony (NT), Rhode Island	1984	1	
Dendy, Patrick (CB), Rice	2005-06	16	
Denard, Preston (WR), New Mexico	1985	16	
Dent, Burnell (LB), Tulane	1986-92	95	
Deschaine, Dick (P), No college	1955-57	36	
Detmer, Ty (QB), Brigham Young	1993, 95	7	
Dial, Quinton (DT), Alabama	2017	13	
Dickey, Lynn (QB), Kansas State	1976-77	79-85	105
Dierker, Clint (TE), Portland State	1988-89	31	
Dieterich-Smith, Evan (G/C), Idaho State	2009, 11-13	61	
Diggs, Na'ii (LB), Ohio State	2000-05	84	
Dillon, AJ (RB), Boston College	2020-22	45	
Dillon, Bobby (DB), Texas	1952-59	94	
Dilweg, Anthony (QB), Duke	1989-90	10	
Dilweg, Lavvie (E), Marquette	1927-34	98	
Dimler, Rich (DT), Southern California	1980	3	
Dingle, Antonio (DT), Virginia	1999	6	
DiPiero, Ray (G), Ohio State	1950-51	18	
Disend, Leo (T), Albright	1940	5	
Dittrich, John (G), Wisconsin	1959	12	
Don Carlos, Waldo (C), Drake	1931	12	
D'Onofrio, Mark (LB), Penn State	1992	2	
Donohoe, Mike (TE), San Francisco	1973-74	27	
Dorleant, Makinton (CB), Northern Iowa	2016	4	
Dorsett, Matthew (CB), Southern Univ.	1995	10	
Dorsey, Dean (K), Toronto	1988	3	
Dorsey, John (LB), Connecticut	1984-88	76	
Dorsey, Kevin (WR), Maryland	2014	3	
Dotson, Earl (T), Texas A&I	1993-2002	120	
Dotson, Santana (DT), Baylor	1996-2001	88	
Doubs, Romeo (WR), Nevada	2022	13	
Douglas, Rasul (CB), West Virginia	2021-22	29	
Douglass, Bobby (QB), Kansas	1978	12	
Douglass, Mike (LB), San Diego State	1978-85	119	
Dowden, Corey (CB), Tulane	1996	9	
Dowden, Steve (T), Baylor	1952	12	
Dowler, Boyd (WR), Colorado	1959-69	150	
Dowling, Brian (QB), Yale	1977	2	
Drechsler, Dave (G), North Carolina	1983-84	32	
Dreyer, Wally (B), Wisconsin	1950	12	
Driver, Donald (WR), Alcorn State	1999-2012	205	
Drost, Jeff (DT), Iowa	1987	2	
Druis, Chuck (G), Temple	1950	11	
Duckett, Corey (CB), Nevada	1994	3	
Duford, Wilfred (B), Marquette	1924	3	
Duhart, Paul (B), Florida	1944	8	
Dukes, Jamie (C), Florida State	1994	6	
DunMoe, Bill (E), No college	1921	6	
Dunaway, Dave (WR), Duke	1968	2	
Duncan, Ken (P), Tulsa	1971	2	
Dunn, Red (B), Marquette	1927-31	58	
Dunningan, Pat (E), Minnesota	1922	2	

**E**

Ealy, Biren (WR), Houston	2009	1
Earhart, Ralph (B), Texas Tech	1948-49	24
Earp, Jug (C), Monmouth	1922-32	120
Eason, Roger (G), Oklahoma	1949	12
Ecker, Ed (T), John Carroll	1950-51	19
Edwards, Antuan (CB/S), Clemson	1999-2003	53
Edwards, Earl (DT), Wichita State	1979	9

Ellerson, Gary (FB), Wisconsin	1985-86	31
Elliott, Carlton (E), Virginia	1951-54	48
Elliott, Jayrone (LB), Toledo	2014-16	38
Elliott, Tony (DB), Central Michigan	1987	1
Ellis, Gerry (FB), Missouri	1980-86	103
Ellis, Ken (CB), Southern Univ.	1970-75	83
Enagbare, Kingsley (LB), South Carolina	2022	17
Enderle, Dick (G), Minnesota	1976	3
Engelbreiten, Paul (G), Northwestern	1934-41	64
Engelmann, Wuert (B), South Dakota State	1930-33	44
Enright, Rex (FB), Notre Dame	1926-27	19
Epps, Phillip (WR), TCU	1982-88	85
Ervin, Tyler (RB), San Jose State	2019-20	12
Estep, Mike (G), Bowling Green State	1987	1
Ethridge, Joe (T), Southern Methodist	1949	12
Evans, Dick (E), Iowa	1940, 43	17
Evans, Doug (CB), Louisiana Tech	1993-97	39
Evans, Jack (B), California	1929	3
Evans, Jahri (G), Bloomsburg	2017	14
Evans, Lon (G), TCU	1933-37	57
Evans, Marwin (S), Utah State	2016-17	32

**F**

Fackrell, Kyle (LB), Utah State	2016-19	61
Falkenstein, Tony (FB), St. Mary's (Calif.)	1943	10
Fanucci, Mike (DE), Arizona State	1974	13
Faverty, Hal (C/LB), Wisconsin	1952	11
Favre, Brett (QB), Southern Mississippi	1992-2007	255
Faye, Allen (E), Marquette	1922	1
Feasel, Greg (T), Abilene Christian	1986	15
Feathers, Beattie (B), Tennessee	1940	1
Ferguson, Howie (FB), No college	1953-58	65
Ferguson, Robert (WR), Texas A&M	2001-06	60
Ferragamo, Vince (QB), Nebraska	1986	3
Ferrario, Bill (G), Wisconsin	2002	16
Ferry, Lou (T), Villanova	1949	12
Finley, Jermichael (TE), Texas	2008-13	70
Finnin, Tom (T), Detroit	1957	3
Fisher, Tony (RB), Notre Dame	2002-05	60
Fitzgerald, Kevin (TE), Wisconsin-Eau Claire	1987	1
Fitzgibbon, Paul (B), Creighton	1930-32	24
Flaherty, Dick (E), Marquette	1926	12
Flanagan, Mike (C/T), UCLA	1998-2005	98
Flanigan, Jim (LB), Pittsburgh	1967-70	40
Flanigan, Jim (DT), Notre Dame	2001	16
Fleming, Mary (TE), Utah	1963-69	95
Flinn, Ryan (P), Central Florida	2005	2
Flowers, Bob (C/LB), Texas Tech	1942-49	63
Floyd, Bobby Jack (FB), TCU	1952	12
Flynn, Matt (QB), Louisiana State	2008-11, 13-14	46
Flynn, Tom (S), Pittsburgh	1984-86	38
Folkins, Lee (DE), Washington	1961	14
Fontenot, Herman (RB), Louisiana State	1989-90	30
Fontenot, Therrian (CB), Fresno State	2005	1
Ford, Len (DE), Michigan	1958	11
Ford, Rudy (S), Auburn	2022	17
Ford, Trevor (CB), Troy	2009	3
Forester, Bill (LB), Southern Methodist	1953-63	138
Forde, Aldo (G), Montana	1947	10
Forde, Bob (B), Arkansas	1946-53	80
Francies, Chris (WR), Texas-El Paso	2006-07	8
Francis, Joe (B), Oregon State	1958-59	24
Francis, Robert (LB), Boston College	2010-13	39
Franklin, Johnathan (RB), UCLA	2013	11
Frankowski, Ray (G), Washington	1945	2
Franks, Bubba (TE), Miami (Fla.)	2000-07	114
Franta, Herb (T), St. Thomas	1930	2
Franz, Nolan (WR), Tulane	1986	1
Franz, Todd (S), Tulsa	2002, 05	7
Frase, Paul (DE), Syracuse	1997	9
Freeman, Antonio (WR), Virginia Tech	1995-2001, 03	116
Freeman, Bob (DB), Auburn	1959	12
Fries, Sherwood (G/LB), Colorado State	1943	5
Fritsch, Ted (B), Stevens Point Teachers	1942-50	99
Frost, Derrick (P), Northern Iowa	2008	12
Frutig, Ed (E), Michigan	1941, 45	9
Fuller, Curtis (S), TCU	2003-04	10
Fuller, Joe (CB), Northern Iowa	1991	16
Fullwood, Brent (RB), Auburn	1987-90	45
Fusina, Chuck (QB), Penn State	1986	7

**G**

Gabbard, Steve (T), Florida State	1991	4
Gado, Samkon (RB), Liberty	2005-06	9
Gaines, Innis (S), TCU	2021-22	8
Galbraith, Scott (TE), Southern California	1998	1
Galbreath, Harry (G), Tennessee	1993-95	48
Galeai, Tipa (LB), Utah State	2020-22	13
Gartenben, Milt (E), Wisconsin	1931-40	103
Garcia, Eddie (K), Southern Methodist	1983-84	19
Gardella, Anthony (B), Holy Cross	1923	7
Gardner, Milton (G), Wisconsin	1922-26	55
Gardner, Rod (WR), Clemson	2005	2

Garrett, Bob (QB), Stanford . . . . .	1954	9
Garrett, Len (TE), New Mexico Highlands . . . . .	1971-73	30
Garvin, Jonathan (LB), Miami (Fla.) . . . . .	2020-22	38
Gary, Rashan (LB), Michigan . . . . .	2019-22	56
Gassert, Ron (DT), Virginia . . . . .	1962	10
Gaston, Bruce (DT), Purdue . . . . .	2015	2
Gatewood, Lester (C), Baylor . . . . .	1946-47	23
Gavin, Buck (B), Syracuse . . . . .	1921, 23	9
Gaydos, Kent (WR), Florida State . . . . .	1975	4
Gbaja-Biamila, Kabeer (DE), San Diego State . . . . .	2000-08	124
Gernhart, Garth (C), Arizona State . . . . .	2014	2
Getty, Charlie (T), Penn State . . . . .	1983	15
Giacomini, Breno (T), Louisville . . . . .	2008	1
Gibson, Paul (WR), Texas-El Paso . . . . .	1972	1
Gilbert, Reggie (LB), Arizona . . . . .	2017-18	18
Gillette, Jim (B), Virginia . . . . .	1947	10
Gillingham, Gale (G), Minnesota . . . . .	1966-74, 128	62
Gillis, Willie (QB), Norfolk State . . . . .	1987	1
Giordano, Matt (S), California . . . . .	2009	5
Girard, Jug (B), Wisconsin . . . . .	1948-51	46
Gizzi, Chris (LB), Air Force . . . . .	2000-01	23
Glass, Leland (WR), Oregon . . . . .	1972-73	26
Glenn, Terry (WR), Ohio State . . . . .	2002	15
Glick, Eddie (B), Marquette . . . . .	1921-22	6
Gofurch, Derrel (G/C), Oklahoma State . . . . .	1977-82	85
Goldenberg, Charles (G/B), Wisconsin . . . . .	1933-45	120
Goode, Brett (LS), Arkansas . . . . .	2008-17	152
Goodman, Herbert (RB), Graceland . . . . .	2000-01	12
Goodman, Les (RB), Yankton . . . . .	1973-74	19
Goodnight, Clyde (E), Tulsa . . . . .	1945-49	38
Goodson, B.J. (LB), Clemson . . . . .	2019	15
Goodson, Demetri (CB), Baylor . . . . .	2014-16	26
Gordon, Darrien (CB/KR), Stanford . . . . .	2002	13
Gordon, Dick (WR), Michigan State . . . . .	1973	2
Gordon, Lou (T), Illinois . . . . .	1936-37	22
Gordy, Josh (CB), Central Michigan . . . . .	2010	2
Gorgal, Ken (DB), Purdue . . . . .	1956	5
Grabowski, Jim (RB), Illinois . . . . .	1966-70	63
Graham, Jay (RB), Tennessee . . . . .	2002	3
Graham, Jimmy (TE), Miami (Fla.) . . . . .	2018-19	32
Grant, David (DE), West Virginia . . . . .	1993	7
Grant, Ryan (RB), Notre Dame . . . . .	2007-12	67
Gray, Cecil (T), North Carolina . . . . .	1992	2
Gray, Jack (E), No college . . . . .	1923	1
Gray, Johnnie (S), Cal State-Fullerton . . . . .	1975-83	124
Green, Ahman (RB), Nebraska . . . . .	2000-06, 09, 10	104
Green, Alex (RB), Hawaii . . . . .	2011-12	16
Green, Howard (DE/NT), Louisiana State . . . . .	2010-11	25
Green, Jessie (WR), Tulsa . . . . .	1976	1
Greene, Raven (S), James Madison . . . . .	2018-20	20
Greene, Tiger (S), Western Carolina . . . . .	1986-90	72
Greeney, Norm (G), Notre Dame . . . . .	1933	7
Greenfield, Tom (C/LB), Arizona . . . . .	1939-41	22
Greenwood, David (S), Wisconsin . . . . .	1986	9
Gregg, Forrest (T), Southern Methodist . . . . .	1956, 58-70	187
Gremminger, Hank (DB), Baylor . . . . .	1956-65	123
Griffin, Harold (C), Iowa . . . . .	1928	5
Grimes, Billy (HB), Oklahoma A&M . . . . .	1950-52	36
Grimm, Dan (G), Colorado . . . . .	1963-65	42
Gros, Earl (FB), Louisiana State . . . . .	1962-63	28
Grove, Roger (B), Michigan State . . . . .	1931-35	51
Gruber, Bob (T), Pittsburgh . . . . .	1987	1
Gueno, Jim (LB), Tulane . . . . .	1976-80	75
Guion, Letroy (DT), Florida State . . . . .	2014-14	44
Gunter, LaDarius (CB), Miami (Fla.) . . . . .	2015-17	25

**H**

Hackbart, Dale (DB), Wisconsin . . . . .	1960-61	14
Hackett, Joey (TE), Elon . . . . .	1987-88	20
Haddix, Michael (FB), Mississippi State . . . . .	1989-90	32
Hadi, John (QB), Kansas . . . . .	1974-75	22
Haley, Darryl (T), Utah . . . . .	1988	13
Hall, Charlie (CB), Pittsburgh . . . . .	1971-76	83
Hall, Korey (FB), Boise State . . . . .	2007-10	48
Hall, Lamont (TE), Clemson . . . . .	1999	14
Hall, Mark (DE), Southwestern Louisiana . . . . .	1989-90	10
Hallstrom, Ron (G), Iowa . . . . .	1982-92	162
Hamilton, La'Darius (LB), North Texas . . . . .	2021-22	9
Hamilton, Ruffin (LB), Tulane . . . . .	1994	5
Hampton, Dave (RB), Wyoming . . . . .	1969-71	33
Hanner, Dave (DT), Arkansas . . . . .	1952-64	160
Hanny, Frank (T), Indiana . . . . .	1930	2
Hansen, Don (LB), Illinois . . . . .	1976-77	20
Hansen, Hal (FB/E), Minnesota . . . . .	1923	1
Hanson, Chris (P), Marshall . . . . .	1999	1
Hanson, Jack (C/G), Oregon . . . . .	2021-22	11
Harden, Derrick (WR), Eastern New Mexico . . . . .	1987	3
Harden, Leon (S), Texas-El Paso . . . . .	1970	8
Harding, Roger (C), California . . . . .	1949	6
Hardy, Kevin (DT), Notre Dame . . . . .	1970	14
Hargrove, James (RB), Wake Forest . . . . .	1987	2
Harper, Chris (WR), Kansas State . . . . .	2013	4
Harrell, Graham (QB), Texas Tech . . . . .	2012	4
Harrell, Justin (DT/DE), Tennessee . . . . .	2007-08, 10	14

Harrell, Willard (RB), Pacific . . . . .	1975-77	40
Harris, Al (CB), Texas A&M-Kingsville . . . . .	2003-09	102
Harris, Alonzo (RB), Louisiana-Lafayette . . . . .	2015	6
Harris, Bernardo (LB), North Carolina . . . . .	1995-2001	111
Harris, Corey (WR/CB/KR), Vanderbilt . . . . .	1992-94	37
Harris, De'Jon (LB), Arkansas . . . . .	2020	2
Harris, DuJuan (RB), Troy . . . . .	2012, 14	19
Harris, Jack (B), Wisconsin . . . . .	1925-26	21
Harris, Jackie (TE), Northeast Louisiana . . . . .	1990-93	60
Harris, Leotis (G), Arkansas . . . . .	1978-83	74
Harris, Raymond (RB), Ohio State . . . . .	1998	8
Harris, Tim (LB), Memphis . . . . .	1986-90	76
Harris, William (TE), Bishop . . . . .	1990	4
Harrison, Anthony (DB), Georgia Tech . . . . .	1987	3
Harrison, Damon (DL), William Penn . . . . .	2020	1
Hart, Derek (LB), James Madison . . . . .	2017	2
Hart, Doug (DB), Texas-Arlington . . . . .	1964-71	112
Hartnett, Perry (G), Southern Methodist . . . . .	1987	1
Hartwig, Keith (WR), Arizona . . . . .	1977	4
Harvey, Maurice (S), Ball State . . . . .	1981-83	29
Hasselbeck, Matt (QB), Boston College . . . . .	1999-2000	32
Hathcock, Dave (DB), Memphis . . . . .	1966	14
Hauck, Tim (S), Montana . . . . .	1991-94	58
Havig, Dennis (G), Colorado . . . . .	1977	7
Havner, Spencer (LB/TE), UCLA . . . . .	2008-10	21
Hawk, A.J. (LB), Ohio State . . . . .	2006-14	142
Hawkins, Josh (CB), East Carolina . . . . .	2016-17	26
Hawkins, Mike (CB), Oklahoma . . . . .	2005	11
Hawthorne, Michael (CB/S), Purdue . . . . .	2003-04	30
Haycraft, Ken (E), Minnesota . . . . .	1930	1
Hayden, Aaron (RB), Tennessee . . . . .	1997	14
Hayes, Chris (S), Washington State . . . . .	1996	2
Hayes, Dave (E), Notre Dame . . . . .	1921-22	13
Hayes, Gary (DB), Fresno State . . . . .	1984-86	42
Hayes, Norb (E), Marquette . . . . .	1923	6
Hayhoe, Bill (T), Southern California . . . . .	1969-73	61
Hays, George (DE), St. Bonaventure . . . . .	1953	9
Hayward, Casey (CB), Vanderbilt . . . . .	2012-15	51
Hearden, Les (HB), St. Ambrose . . . . .	1924	2
Hearden, Tom (B), Notre Dame . . . . .	1927-28	5
Heath, Stan (QB), Nevada . . . . .	1949	12
Heflin, Jack (DL), Iowa . . . . .	2021	4
Hefner, Larry (LB), Clemson . . . . .	1972-75	34
Heimbürger, Craig (G), Missouri . . . . .	1999	2
Held, Paul (QB), San Jose State . . . . .	1955	2
Helluun, Jerry (DT), Tulane . . . . .	1954-57	48
Henderson, William (FB), North Carolina . . . . .	1995-2006	188
Hendrian, Dutch (B), Princeton . . . . .	1924	11
Hendricks, Ted (LB), Miami (Fla.) . . . . .	1974	14
Henry, Urban (DT), Georgia Tech . . . . .	1963	14
Henrich, Craig (P), Notre Dame . . . . .	1994-97	64
Herber, Arnie (B), Regis . . . . .	1930-40	109
Herron, Noah (RB), Northwestern . . . . .	2005-06	21
Hickman, Larry (FB), Baylor . . . . .	1986	12
Highsmith, Don (RB), Michigan State . . . . .	1973	7
Hill, Don (B), Stanford . . . . .	1929	3
Hill, Jim (DB), Texas A&M . . . . .	1972-74	41
Hill, Kylin (RB), Mississippi State . . . . .	2021-22	10
Hill, Michael (RB), Missouri Western State . . . . .	2013	2
Hill, Nate (DE), Auburn . . . . .	1988	4
Hilton, John (TE), Richmond . . . . .	1970	14
Himes, Dick (T), Ohio State . . . . .	1968-77	135
Hinkle, Clarke (FB), Bucknell . . . . .	1932-41	113
Hinte, Hal (E), Pittsburgh . . . . .	1942	1
Hobbins, Jim (G), Minnesota . . . . .	1987	3
Hodge, Abdul (LB), Iowa . . . . .	2006	8
Hoffman, Gary (T), Santa Clara . . . . .	1984	1
Holiday, Carlyle (WR), Notre Dame . . . . .	2006-07	5
Holland, Darious (DT/DE), Colorado . . . . .	1995-97	42
Holland, Johnny (LB), Texas A&M . . . . .	1987-93	103
Holler, Ed (LB), South Carolina . . . . .	1963	2
Holliday, Vonnie (DE), North Carolina . . . . .	1998-2002	66
Hollinquest, Lamont (LB), Southern California . . . . .	1996-98	46
Hollins, Justin (LB), Oregon . . . . .	2022	6
Hollman, Ka'dar (CB), Toledo . . . . .	2019-20	18
Holmberg, Rob (LB), Penn State . . . . .	2001	4
Holmes, Darick (RB), Portland State . . . . .	1998	11
Holmes, Jerry (CB), West Virginia . . . . .	1990-91	29
Hood, Estus (DB), Illinois State . . . . .	1978-84	104
Hope, Charles (G), Central (Ohio) State . . . . .	1994	6
Horn, Don (QB), San Diego State . . . . .	1967-70	20
Hornung, Paul (B), Notre Dame . . . . .	1957-62, 64-66	104
Horton, Jason (CB), North Carolina A&T . . . . .	2004-05	23
House, Davon (CB), New Mexico State . . . . .	2011-14, 17-18	55
Houston, Bobby (LB), North Carolina State . . . . .	1990	1
Howard, Desmond (WR/KR), Michigan . . . . .	1996	24
Howard, Lynn (B), Indiana . . . . .	1921-22	12
Howell, John (B), Nebraska . . . . .	1938	6
Howton, Billy (E), Rice . . . . .	1952-58	80
Hubbard, Cal (T), Geneva . . . . .	1929-33	35
Huckleby, Harlan (RB), Michigan . . . . .	1980-85	84
Hudson, Bob (RB), Northeastern (Okla.) State . . . . .	1972	12
Huffman, Tim (G/T), Notre Dame . . . . .	1981-85	47
Hull, Tom (LB), Penn State . . . . .	1975	12
Humphrey, Donnie (DE), Auburn . . . . .	1984-86	48

Humphrey, Tory (TE), Central Michigan.....	2005-06, 08	24
Hundley, Brett (QB), UCLA.....	2016-17	15
Hunt, Cleidius (DT/DE), Kentucky State.....	1999-2004	85
Hunt, Ervin (DB), Fresno State.....	1970	6
Hunt, Kevin (T), Doane.....	1972	3
Hunt, Mike (LB), Minnesota.....	1978-80	22
Hunter, Art (C), Notre Dame.....	1954	12
Hunter, Jason (DE), Appalachian State.....	2006-08	42
Hunter, Scott (DB), Alabama.....	1971-73	35
Hunter, Tony (RB), Minnesota.....	1987	1
Hutchins, Paul (T), Western Michigan.....	1993-94	17
Hutson, Don (E/DB), Alabama.....	1935-45	116
Hyde, Micah (CB/DB), Iowa.....	2013-16	63
Hyland, Bob (C), Boston College.....	1967-69, 76	56

**I**

Ilkin, Tunch (T), Indiana State.....	1993	1
Iman, Ken (C), Southeast Missouri State.....	1960-63	54
Ingalls, Bob (C/LB), Michigan.....	1942	10
Ingram, Darryl (TE), California.....	1992-93	18
Ingram, Mark (WR), Michigan State.....	1995	16
Isbell, Cecil (B), Purdue.....	1938-42	54
Ivery, Eddie Lee (RB), Georgia Tech.....	1979-86	72

**J**

Jacke, Chris (K), Texas-El Paso.....	1989-96	126
Jackson, Alexander (G), Louisiana State.....	2002	2
Jackson, Brandon (RB), Nebraska.....	2007-10	52
Jackson, Chris (WR), Washington State.....	2002-03	2
Jackson, Darius (RB), Eastern Michigan.....	2018	2
Jackson, Don (RB), Nevada.....	2016	3
Jackson, Grady (DT), Knoxville.....	2003-05	34
Jackson, James (RB), Miami (Fla.).....	2004	1
Jackson, Johnmie (S), Houston.....	1992	2
Jackson, Josh (CB), Iowa.....	2018-20	42
Jackson, Keith (TE), Oklahoma.....	1995-96	25
Jackson, Mel (G), Southern California.....	1976-80	64
Jacobs, Allen (HB), Utah.....	1965	14
Jacobs, Jack (B), Oklahoma.....	1947-49	36
Jacunski, Harry (E), Fordham.....	1939-44	55
Jakes, Van (CB), Kent State.....	1989	16
Jamerson, Natrell (CB), Wisconsin.....	2018	2
James, Claudis (WR), Jackson State.....	1967-68	15
Janet, Ernie (G), Washington.....	1975	31
Janis, Jeff (WR), Saginaw Valley State.....	2014-17	51
Jankowski, Ed (B), Wisconsin.....	1937-41	50
Jansante, Val (E), Duquesne.....	1951	3
Jay, Craig (TE), Mount Senario.....	1987	3
Jean, Walt (G), Heidelberg.....	1925-26	19
Jean-Charles, Shemar (CB), Appalachian State.....	2021-22	20
Jean Francois, Ricky (DT), Louisiana State.....	2017	6
Jefferson, John (WR), Arizona State.....	1981-84	50
Jefferson, Norman (DB), Louisiana State.....	1987-88	14
Jenison, Ray (T), South Dakota State.....	1931	2
Jenke, Noel (LB), Minnesota.....	1973-74	10
Jenkins, Billy (S), Howard.....	2001	6
Jenkins, Cullen (DT/DE), Central Michigan.....	2004-10	93
Jenkins, Elgton (G/T), Mississippi State.....	2019-22	55
Jennings, Greg (WR), Western Michigan.....	2006-12	96
Jennings, Jim (E), Missouri.....	1955	4
Jennings, M.D. (S), Arkansas State.....	2011-13	47
Jensen, Greg (G), No college.....	1987	1
Jensen, Jim (RB), Iowa.....	1981-82	23
Jervey, Travis (RB), The Citadel.....	1995-98	56
Jeter, Bob (DB), Iowa.....	1963-70	107
John, Ulrick (T), Georgia State.....	2017	5
Johnson, Bill (DE), Minnesota.....	1941	6
Johnson, Charles (DT), Maryland.....	1979-80, 83	45
Johnson, Danny (LB), Tennessee State.....	1978	3
Johnson, Ezra (DE), Morris Brown.....	1977-87	148
Johnson, Glenn (T), Arizona State.....	1949	8
Johnson, Howard (G/LB), Georgia.....	1940-41	22
Johnson, Joe (HB), Boston College.....	1954-58	53
Johnson, Joe (DE), Louisville.....	2002-03	11
Johnson, Kenneth (DB), Mississippi State.....	1987	12
Johnson, KeShon (CB), Arizona.....	1994, 97	7
Johnson, LeShon (RB), Northern Illinois.....	1994-95	14
Johnson, Marvin (DB), San Jose State.....	1952-53	12
Johnson, Quinn (FB), Louisiana State.....	2009-10	20
Johnson, Randy (QB), Texas A&I.....	1976	3
Johnson, Reggie (TE), Florida State.....	1994, 97	13
Johnson, Sammy (RB), North Carolina.....	1979	3
Johnson, Tom (DT), Michigan.....	1952	8
Johnston, Chester (B), Marquette.....	1931, 34-38	26
Jolly, Johnny (DT/DE), Texas A&M.....	2006-09, 13	61
Jolly, Mike (S), Michigan.....	1980, 82, 83	35
Jones, Aaron (RB), Texas El-Paso.....	2017-22	86
Jones, Bob (G), Indiana.....	1934	12
Jones, Boyd (T), Texas Southern.....	1984	2
Jones, Brad (LB), Colorado.....	2009-14	76
Jones, Bruce (G), Alabama.....	1927-28	22
Jones, Calvin (RB), Nebraska.....	1996	1
Jones, Daryll (DB), Georgia.....	1984-85	24

Jones, Datone (DE/LB), UCLA.....	2013-16	59
Jones, Jamal (WR/KR), North Carolina A&T.....	2005	2
Jones, James (WR), San Jose State.....	2007-13, 15	120
Jones, Josh (S), North Carolina State.....	2017-18	29
Jones, Kobe (LB), Mississippi State.....	2022	1
Jones, Ron (TE), Texas-El Paso.....	1969	6
Jones, Scott (T), Washington.....	1991	2
Jones, Sean (DE), Northeastern.....	1994-96	47
Jones, Terry (NT), Alabama.....	1978-84	85
Jones, Tom (G), Bucknell.....	1938	8
Jordan, Charles (WR), Long Beach City.....	1994-95, 99	20
Jordan, Henry (DT), Virginia.....	1959-69	139
Jordan, Kenneth (LB), Tuskegee.....	1987	3
Jorgenson, Carl (T), St. Mary's (Calif.).....	1934	10
Josue, Steve (LB), Carson-Newman.....	2004	4
Joyner, Seth (LB), Texas-El Paso.....	1997	11
Jue, Bhawoh (CB/S), Penn State.....	2001-04	51
Jurkovic, John (NT), Eastern Illinois.....	1991-95	69

**K**

Kahler, Bob (B), Nebraska.....	1942-44	19
Kahler, Royal (T), Nebraska.....	1942	7
Kampman, Aaron (DE/LB), Iowa.....	2002-09	112
Kapinos, Jeremy (P), Penn State.....	2008-09	20
Katalinas, Leo (T), Catholic Univ.....	1938	8
Kauahi, Kani (C), Hawai'i.....	1988	16
Keane, Jim (E), Iowa.....	1952	11
Keefe, Emmett (T), Notre Dame.....	1921	23
Keke, Kingsley (DL), Texas A&M.....	2019-21	41
Kekeris, Jim (T), Missouri.....	1948	5
Kell, Paul (T), Notre Dame.....	1939-40	20
Kelley, Bill (E), Texas Tech.....	1949	12
Kelly, Dennis (T), Purdue.....	2021	10
Kelly, Joe (LB), Washington.....	1995	13
Kemp, Perry (WR), California (Pa.).....	1988-91	62
Kendricks, Lance (TE), Wisconsin.....	2017-18	32
Kercher, Bob (DE), Georgetown.....	1944	2
Kern, Bill (T), Pittsburgh.....	1929-30	18
Kerridge, Joe (FB), Michigan.....	2016-17	12
Keuper, Ken (B), Notre Dame.....	1945-47	31
Kiel, Blair (QB), Georgia.....	1988, 90-91	8
Kiesling, Walt (G), St. Thomas.....	1935-36	18
Kight, Kelvin (WR/KR), Florida.....	2004	1
Kilbourne, Warren (T), Minnesota.....	1939	4
Kimball, Bobby (WR), Oklahoma.....	1979-80	8
Kimmel, J.D. (DT), Houston.....	1958	12
Kinard, Billy (B), Mississippi.....	1957-58	24
Kinder, Randy (CB), Notre Dame.....	1997	12
King, David (DB), Auburn.....	1987	3
King, Don (DT), Kentucky.....	1956	6
King, Don (DB), Southern Methodist.....	1987	1
King, Kevin (CB), Washington.....	2017-21	51
Kirby, Jack (RB), Southern California.....	1949	6
Kirksey, Christian (LB), Iowa.....	2020	11
Kitson, Syd (G), Wake Forest.....	1980-81, 83-84	49
Kitts, Jim (FB), Ferrum.....	1998	2
Kizer, DeShone (QB), Notre Dame.....	2018	3
Klaus, Fee (C), No college.....	1921	4
Klemm, Adrian (G/T), Hawai'i.....	2005	16
Kliebhan, Adolph (B), No college.....	1921	1
Knafel, Gary (E), Colorado.....	1954-62	90
Knapp, Lindsay (G), Notre Dame.....	1996	9
Knutson, Gene (DE), Michigan.....	1954, 56	18
Knutson, Steve (T), Southern California.....	1976-77	25
Koart, Matt (DE), Southern California.....	1986	6
Koch, Greg (T), Arkansas.....	1977-85	133
Koncar, Mark (T), Colorado.....	1976-77, 79-81	53
Konopasek, Ed (T), Ball State.....	1987	3
Koonce, George (LB), East Carolina.....	1992-99	112
Kopay, Dave (RB), Washington.....	1972	14
Kostelnik, Ron (T), Cincinnati.....	1961-68	110
Kotal, Eddie (B), Lawrence.....	1925-29	46
Kovatch, John (E), Notre Dame.....	1947	3
Kowalkowski, Bob (G), Virginia.....	1977	4
Kramer, Jerry (G), Idaho.....	1958-68	130
Kramer, Ron (TE), Michigan.....	1957, 59-64	89
Kranz, Kenneth (B), Milwaukee Teachers.....	1949	7
Krause, Larry (RB), St. Norbert.....	1970-71, 73-74	51
Krause, Ryan (TE), Nebraska-Omaha.....	2007	9
Kroll, Bob (S), Northern Michigan.....	1972-73	5
Kuberski, Bob (DT), Navy.....	1995-98	21
Kuechenberg, Rudy (LB), Indiana.....	1970	6
Kuhn, John (FB), Shippensburg.....	2007-15	139
Kumerow, Jake (WR), Wisconsin-Whitewater.....	2018-19	19
Kurth, Joe (T), Notre Dame.....	1933-34	20
Kuusisto, Bill (G), Minnesota.....	1941-46	54

**L**

LaBounty, Matt (DE), Oregon.....	1995	14
Lacy, Eddie (RB), Alabama.....	2013-16	51
Ladrow, Wally (B), No college.....	1921	1
Lally, Bob (LB), Cornell.....	1976	2
Lambeau, Earl "Curly" (B), Notre Dame.....	1921-29	77



Lammons, Pete (TE), Texas	1972	12
Lancaster, Tyler (DL), Northwestern	2018-21	59
Landers, Walt (FB), Clark	1978-79	13
Landeta, Sean (P), Towson State	1998	16
Lane, MacArthur (RB), Utah State	1972-74	41
Lang, T.J. (G/T), Eastern Michigan	2009-16	119
Nankas, Jim (FB), St. Mary's (Calif.)	1943	3
Lansanah, Danny (LB), Connecticut	2008	5
Larson, Bill (TE), Colorado State	1980	9
Larson, Fred (C), Notre Dame	1925	13
Larson, Kurt (LB), Michigan State	1991	13
Lastavic, Jim (LB), Penn State	1982	8
Lathrop, Kit (DT), Arizona State	1979-80	17
Lattimore, Jamari (LB), Middle Tennessee State	2011-14	49
Lauer, Dutch (E), Detroit	1922	2
Lauer, Larry (C), Alabama	1956-57	18
Laughlin, Jim (LB), Ohio State	1983	15
Lawrence, Jim (B), TCU	1939	3
Laws, Joe (B), Iowa	1934-45	120
Lazard, Allen (WR), Iowa State	2018-22	57
Leach, Vonta (FB), East Carolina	2004-06	23
Leake, John (LB), Clemson	2005	3
Leaper, Wes (E), Wisconsin	1921, 23	2
Leavitt, Dallin (S), Utah State	2022	17
Lee, Bill (T), Alabama	1937-42, 46	53
Lee, Charles (WR), Central Florida	2000-01	22
Lee, Donald (TE), Mississippi State	2005-10	92
Lee, James (DT), Oregon State	2004	9
Lee, Mark (CB), Washington	1980-90	157
Lee, Pat (CB), Auburn	2008, 10-11	32
Lee, ReShard (RB), Middle Tennessee State	2005	7
Leigh, Charlie (RB), No college	1974	10
Leiker, Tony (DE), Stanford	1987	1
Lenon, Paris (LB), Richmond	2002-05	64
Leopold, Bobby (LB), Notre Dame	1986	12
Lester, Darrell (C), TCU	1937-38	16
Letlow, Russ (G), San Francisco	1936-42, 46	71
Levens, Dorsey (RB), Georgia Tech	1994-2001	102
Lewellen, Verne (B), Nebraska	1924-32	102
Lewis, Cliff (LB), Southern Mississippi	1981-84	57
Lewis, Gary (TE), Texas-Arlington	1981-84	44
Lewis, Mercedes (TE), UCLA	2018-22	81
Lewis, Mark (TE), Texas A&M	1985-87	18
Lewis, Mike (NT), Arkansas A&M	1980	10
Lewis, Ron (WR), Florida State	1992-94	21
Lewis, Tim (CB), Pittsburgh	1983-86	51
Lidberg, Carl (FB), Minnesota	1926, 29-30	26
Light, Alex (T/G), Richmond	2018-19	16
Linsley, Corey (C), Ohio State	2014-20	99
Lipscomb, Paul (T), Tennessee	1945-49	57
Little, Earl (S), Miami (Fla.)	2005	4
Livingston, Dale (K), Western Michigan	1970	14
Lofton, James (WR), Stanford	1978-86	136
Logan, David (NT), Pittsburgh	1987	2
Logan, Dick (G), Ohio State	1952-53	19
Lollar, Slick (FB), Samford	1928	3
London, Antonio (LB), Alabama	1998	1
Long, Bob (WR), Wichita	1964-67	35
Longwell, Ryan (K), California	1997-2005	144
Loomis, Ace (B), La Crosse St. Teachers	1951-53	33
Looney, James (DL), California	2018	3
Losch, Jack (HB), Miami (Fla.)	1956	12
Lovato, Rick (LS), Old Dominion	2015	2
Love, Jordan (QB), Utah State	2021-22	10
Lovett, John (TE), Princeton	2020	8
Lowry, Dean (DL), Northwestern	2016-22	111
Lucas, Chad (WR), Alabama State	2005	1
Luchey, Nick (FB), Miami (Fla.)	2003-04	27
Lucky, Bill (DT), Baylor	1955	12
Lueck, Bill (G), Arizona	1968-74	90
Luhn, Nolan (E), Tulsa	1945-49	56
Luke, Steve (DB), Ohio State	1975-80	90
Lumpkin, Kregg (RB), Georgia	2008	2
Lusteg, Booth (K), Connecticut	1969	4
Lyle, Dewey (E), Minnesota	1922-23	11
Lyman, Del (T), UCLA	1941	5
Lyon, Billy (DT/DE), Marshall	1998-2002	59

## M

Maas, Bill (NT), Pittsburgh	1993	14
Mack, Red (WR), Notre Dame	1966	8
MacLeod, Tom (LB), Minnesota	1973	10
Maddox, George (T), Kansas State	1935	1
Majkowski, Don (QB), Virginia	1987-92	68
Malancon, Rydell (LB), Louisiana State	1987	3
Malone, Alfred (DT), Troy	2008	4
Malone, Grover (B), Notre Dame	1921	6
Mandrich, Tony (T), Michigan State	1989-91	45
Mandeville, Chris (DB), California-Davis	1987-88	6
Manley, Leon (G), Oklahoma	1950-51	24
Mann, Bob (E), Michigan	1950-54	38
Mann, Errol (K), North Dakota	1968	2
Manning, Brian (WR), Stanford	1998	3
Manning, Roy (LB), Michigan	2005	15
Manning, Terrell (LB), North Carolina State	2012	5

Mansfield, Von (DB), Wisconsin	1987	3
Manuel, Marquand (S), Florida	2006	16
Marcol, Chester (K), Hillsdale	1972-80	102
Marks, Larry (B), Indiana	1928	11
Marshall, Rich (DT), Stephen F. Austin	1965	14
Marshall, Torrance (LB/FB), Oklahoma	2001-04	51
Martell, Herman (E), No college	1921	1
Martin, Charles (DE), Livingston	1984-87	48
Martin, David (TE), Tennessee	2001-06	70
Martin, Derrick (S), Wyoming	2009-10	19
Martin, Ingle (QB), Furman	2006	1
Martin, Kamal (LB), Minnesota	2020	10
Martin, Ruvel (WR), Saginaw Valley State	2006-08	41
Martinez, Blake (LB), Stanford	2016-19	61
Martinkovic, John (DE), Xavier	1951-56	72
Maryland, Russell (DT), Miami (Fla.)	2000	16
Mason, Dave (DB), Nebraska	1974	12
Mason, Joel (E), Western Michigan	1942-45	41
Mason, Larry (RB), Troy State	1988	15
Massey, Carlton (DE), Texas	1957-58	14
Masters, Norm (T), Michigan State	1957-64	104
Masthay, Tim (P), Kentucky	2010-15	96
Mataele, Stan (NT), Arizona	1987	2
Mathys, Charlie (B), Indiana	1922-26	47
Matson, Pat (G), Oregon	1975	14
Matthews, Al (DB), Texas A&I	1970-75	84
Matthews, Aubrey (WR), Delta State	1988-89	20
Matthews, Clay (LB), Southern California	2009-18	143
Mattos, Harry (B), St. Mary's (Calif.)	1936	2
Matuszak, Marv (LB), Tulsa	1958	3
Mayer, Frank (G), Notre Dame	1927	10
Mayes, Derrick (WR), Notre Dame	1996-98	29
Mays, Devante (RB), Utah State	2017	8
Mays, Kivusama (LB), North Carolina	1999	3
McAuliffe, Jack (HB), Beloit	1926	8
McBride, Ron (RB), Missouri	1973	1
McBride, Tod (CB/S), UCLA	1999-2002	61
McCaffrey, Bob (C), Southern California	1975	11
McCarran, Larry (C), Illinois	1973-84	162
McCasin, Eugene (LB), Florida	2000	1
McCloughan, Dave (CB), Colorado	1992	5
McConkey, Phil (WR), Navy	1986	4
McCoy, Mike (C, DB), Colorado	1976-83	110
McCoy, Mike P. (DT), Notre Dame	1970-76	94
McCrary, Herdis (B), Georgia	1929-33	52
McCray, Justin (G), Central Florida	2017-18	25
McDonald, Dustin (G), Indiana	1935	1
McDougal, Bob (B), Miami (Fla.)	1947	1
McDowell, John (G, St. John's (Minn.))	1964	12
McDuffie, Isaiiah (LB), Boston College	2021-22	30
McElmurry, Blaine (S), Montana	1997	1
McGarrahan, Scott (S), New Mexico	1998-2000	44
McGarry, John (G, St. Joseph's (Ind.))	1987	2
McGaw, Walter (G), Beloit	1926	1
McGeary, Clarence (DT), North Dakota State	1950	12
McGee, Buford (FB), Mississippi	1992	4
McGee, Max (E), Tulane	1954, 57-67	148
McGeorge, Rich (TE), Elon	1970-78	116
McGill, Lenny (CB), Arizona State	1994-95	24
McGrew, Sylvester (DE), Tulane	1987	3
McGruder, Michael (CB), Kent State	1989	2
McGuire, Gene (C), Notre Dame	1996	8
McHan, Lamar (QB), Arkansas	1959-60	24
McHugh, Sean (TE), Penn State	2004	1
McIlhenny, Don (HB), Southern Methodist	1957-59	36
McIntyre, Guy (G), Georgia	1994	10
McJulien, Paul (P), Jackson State	1991-92	25
McKay, Roy (B), Texas	1944-47	35
McKenzie, Keith (DE/LB), Ball State	1996-99	62
McKenzie, Mike (CB), Memphis	1999-2004	70
McKenzie, Raleigh (G), Tennessee	1999-2000	19
McLaughlin, Joe (LB), Massachusetts	1979	3
McLaughlin, Lee (G), Virginia	1941	8
McLean, Orlo (B), No college	1921	3
McLeod, Mike (DB), Montana State	1984-85	20
McMahon, Jim (QB), Brigham Young	1995-96	6
McMath, Herb (DT), Morningside	1977	8
McMichael, Steve (DT), Texas	1994	16
McMillan, Ernie (T), Illinois	1975	12
McMillan, Jerron (S), Maine	2012-13	28
McNabb, Dexter (FB), Florida	1992-93	32
McNally (Blood), Johnny (B), St. John's	1929-33, 35-36	75
McPherson, Forrest (T), Nebraska	1943-45	14
Meade, Mike (FB), Penn State	1982-83	18
Mealey, Rondell (RB), Louisiana State	2001-02	14
Meilinger, Steve (E), Kentucky	1958, 60	24
Melka, James (LB), Wisconsin	1987	1
Mendoza, Ruben (G), Wayne State	1986	6
Mercein, Chuck (RB), Yale	1967-69	22
Mercer, Mike (K), Northern Arizona	1968-69	16
Merclius, Whitney (LB), Illinois	2021	4
Merling, Phillip (DE), Clemson	2012	3
Merrill, Casey (DE), California-Davis	1979-83	59
Merrill, Mark (LB), Minnesota	1982	4
Merrriweather, Mike (LB), Pacific	1993	2

\*—Merrriweather played only in two 1993 playoff games

Mestnik, Frank (FB), Marquette	1963	11
Metcalf, Eric (RB/KR), Texas	2002	1
Meyer, Jim (T), Illinois State	1987	2
Michael, Christine (RB), Texas A&M	2016	6
Michaels, Lou (K), Kentucky	1971	10
Michaels, Walt (G), Washington & Lee	1951	12
Michalske, Mike (G), Penn State	1929-35, 37	95
Michels, John (T), Southern California	1996-97	24
Mickens, Terry (WR), Florida A&M	1994-97	47
Middleton, Terrell (RB), Memphis State	1977-81	71
Midler, Lou (DE), Minnesota	1940	7
Mihajlovich, Lou (DE), Indiana	1954	3
Milan, Don (QB), Cal Poly-San Luis Obispo	1975	7
Millard, Keith (DE), Washington State	1992	2
Miller, Don (B), Southern Methodist	1954	1
Miller, John (T), Boston College	1960	5
Miller, John (LB), Mississippi State	1987	1
Miller, Jordan (DT), Southern	2012	1
Miller, Ookie (C), Purdue	1938	11
Miller, Paul (B), South Dakota State	1936-38	32
Miller, Tom (E), Hampden-Sydney	1946	2
Mills, Stanley (B), Maryland	1922-23	17
Minick, Paul (G), Iowa	1928-29	18
Miree, Brandon (FB), Pittsburgh	2006	10
Mitchell, Basil (RB), TCU	1999-2000	17
Mitchell, Charles (B), Tulsa	1946	2
Mitchell, Roland (CB/S), Texas Tech	1991-94	48
Moffitt, Mike (WR), Fresno State	1986	4
Moje, Dick (C), Loyola (Calif.)	1951	2
Molenda, Bo (B), Michigan	1928-32	45
Moll, Tony (T/G), Nevada	2006-08	39
Monaco, Ron (LB), South Carolina	1987	2
Monnett, Bob (B), Michigan State	1933-38	62
Monroe, Henry (DB), Mississippi State	1979	3
Montgomery, Michael (DE), Texas A&M	2005-10	58
Montgomery, Ty (WR/RB), Stanford	2015-18	36
Moore, Allen (E), Texas A&M	1939	5
Moore, Blake (C/G), Wooster	1984-85	27
Moore, Brent (DE), Southern California	1987	4
Moore, David (WR), East Central	2021	1
Moore, Jason (S), San Diego State	2000	3
Moore, J'Mon (WR), Missouri	2018	12
Moore, Rich (DT), Villanova	1969-70	20
Moore, Tom (HB), Vanderbilt	1960-65	78
Moran, Rich (G), San Diego State	1985-93	108
Morency, Vermand (RB), Oklahoma State	2006-07	26
Moresco, Tim (DB), Syracuse	1977	14
Morgan, Anthony (WR), Tennessee	1993-96	37
Morris, Jim Bob (DB), Kansas State	1987	11
Morris, Larry (RB), Syracuse	1987	2
Morris, Lee (WR), Oklahoma	1987	5
Morrison, Antonio (LB), Florida	2018	16
Morrissey, Jim (LB), Michigan State	1993	6
Morton, Mike (LB), North Carolina	2000	16
Moselle, Dom (B), Superior State	1951-52	20
Moses, Dezman (LB), Tulane	2012	16
Moses, J.J. (WR/KR), Iowa State	2002	2
Mosley, Russ (B), Alabama	1945-46	8
Moss, Perry (QB), Illinois	1948	6
Mott, Joe (LB), Iowa	1993	2
Mott, Norm (B), Georgia	1933	3
Muir, Daniel (DT), Kent State	2007	3
Mullen, Roderick (CB/S), Grambling State	1995-97	38
Mulleneaux, Carl (E), Utah State	1938-41, 45-46	46
Mulleneaux, Lee (C), Northern Arizona	1938	5
Mulumba, Andy (LB), Eastern Michigan	2013-15	22
Murphy, Kyle (T), Stanford	2016-17	6
Murphy, Mark (S), West Liberty State	1980-85, 87-91	147
Murphy, Terrence (WR), Texas A&M	2005	3
Murray, Jab (T), Marquette	1921-24	22
Myers, Josh (C/G), Ohio State	2021-22	23

**N**

Nadolney, Romanus (G), Notre Dame	1922	8
Nall, Craig (QB), Northwest (La.) State	2003-04, 07	7
Nance, Dimitri (RB), Arizona State	2010	12
Nash, Tom (E), Georgia	1928-32	53
Navies, Hannibal (LB), Colorado	2003-04	31
Neal, Ed (DT/T), Tulane	1945-51	68
Neal, Frankie (WR), Fort Hays State	1987	12
Neal, Mike (DE/LB), Purdue	2010-15	68
Neill, Bill (NT), Pittsburgh	1984	16
Nelson, Bob (NT), Miami (Fla.)	1988-90	46
Nelson, Jim (LB), Penn State	1998-99	16
Nelson, Jordy (WR), Kansas State	2008-14, 16-17	136
Neville, Tom (T/G), Fresno State	1986-88, 92	38
Newhouse, Marshall (T), TCU	2011-13	47
Newman, Royce (G/T), Mississippi	2021-22	34
Newsome, Craig (CB), Arizona State	1998-98	46
Nichols, Hamilton (G), Rice	1951	9
Nickerson, Hardy (LB), California	2002	16
Nickerson, Parry (CB), Tulane	2020	1
Nijmann, Walter (C), Michigan	1922-24	22
Nieman, Yosh (T), Virginia Tech	2020-22	50

Nitschke, Ray (LB), Illinois	1958-72	190
Nix, Doyle (DB), Southern Methodist	1955	12
Nixon, Fred (WR), Oklahoma	1980-81	23
Nixon, James (CB), California (Pa.)	2013	3
Nixon, Keisean (CB), South Carolina	2022	17
Noble, Brian (LB), Arizona State	1985-93	117
Noonan, Danny (NT), Nebraska	1992	6
Norgard, Al (E), Stanford	1934	10
Norton, Jerry (DB), Southern Methodist	1963-64	28
Norton, Marty (B), No college	1925	10
Norton, Rick (QB), Kentucky	1970	1
Nussbaumer, Bob (B), Michigan	1946, 1951	14
Nuzum, Rick (C), Kentucky	1978	16
Nwokorie, Chukie (DE), Purdue	2003	14
Nystrom, Lee (T), Macalester	1974	13

**O**

Oates, Brad (T), Brigham Young	1981	1
Oats, Carleton (DT), Florida A&M	1973	8
Obiozor, Cyril (LB), Texas A&M	2009	5
O'Boyle, Harry (B), Notre Dame	1928, 32	21
O'Connor, Bob (T), Stanford	1935	7
Odum, Chris (LB), Arkansas State	2017	7
Odum, Steve (WR/KR), Utah	1974-79	75
O'Donahue, Pat (DE), Wisconsin	1955	12
O'Donnell, Dick (E), Minnesota	1924-30	74
O'Donnell, Pat (P), Miami (Fla.)	2022	17
Odson, Urban (T), Minnesota	1946-49	39
Oglesby, Alfred (NT), Houston	1992	7
Ohlgren, Earl (DE), Minnesota	1942	2
Okoniewski, Steve (DT), Montana	1974-75	28
Oliver, Muhammad (CB), Oregon	1993	2
Olsen, Ralph (E), Utah	1949	4
Olsonoski, Larry (G), Minnesota	1948-49	16
O'Malley, Tom (QB), Cincinnati	1950	1
O'Neil, Andre (LB), Marshall	2001	2
O'Neil, Ed (LB), Penn State	1980	12
Orlich, Dan (E), Nevada	1949-51	36
Osborn, Dave (RB), North Dakota	1976	6
O'Steen, Dwayne (CB), San Jose State	1983-84	11
O'Sullivan, J.T. (QB), California-Davis	2004	1
Owens, Rip (G), Lawrence	1922	3

**P**

Palmer, Nate (LB), Illinois State	2013, 15	24
Palmer, Tony (G), Missouri	2006-07	8
Palumbo, Sam (LB/C), Notre Dame	1957	9
Pankey, Adam (G/T), West Virginia	2017-18	2
Pannell, Ernie (T), Texas A&M	1941-42, 45	22
Pape, Orrin (B), Iowa	1930	2
Papit, Johnny (HB), Virginia	1953	4
Parilli, Babe (QB), Kentucky	1952-53, 57-58	48
Parker, De'Mond (RB), Oklahoma	1999-2000	19
Parker, Freddie (RB), Mississippi Valley State	1987	1
Parlavocchio, Chet (LB), Penn State	1983	3
Paskett, Keith (WR), Western Kentucky	1987	12
Paskvan, George (B), Wisconsin	1941	7
Patrick, Frank (QB), Nebraska	1970-72	4
Patrick, Lucas (G), Duke	2017-21	73
Patterson, Shawn (DE), Arizona State	1988-91, 93	48
Patton, Ricky (RB), Jackson State	1979	6
Paulekas, Tony (C), Washington & Jefferson	1936	10
Paup, Bryce (LB), Northern Iowa	1990-94	64
Payne, Ken (WR), Langston	1974-77	44
Pearson, Lindell (HB), Oklahoma	1952	2
Peay, Francis (T), Missouri	1968-72	62
Pederson, Doug (QB), N.E. Louisiana	1996-98, 2001-04	66
Pelfrey, Ray (E), Eastern Kentucky	1951-52	13
Pennel, Mike (DT), Colorado State-Pueblo	2014-16	37
Pepper, Taybor (LS), Michigan State	2017	4
Peppers, Julius (LB), North Carolina	2014-16	48
Peprah, Charlie (S), Alabama	2006-08, 10-11	67
Perillo, Justin (TE), Maine	2014-16	20
Perkins, Don (FB), Platteville St. Teachers	1944-45	17
Perko, Tom (LB), Pittsburgh	1976	14
Perry, Claude (T), Alabama	1927-35	89
Perry, Nick (LB), Southern California	2012-18	81
Pesonen, Dick (DB), Minnesota-Duluth	1960	12
Peterson, Kenny (DE/DT), Ohio State	2003-05	34
Peterson, Les (E), Texas	1932, 34	20
Peterson, Ray (B), San Francisco	1937	2
Petibon, John (DB), Notre Dame	1957	12
Petway, Kenny (DE), Grambling State	2008	8
Petway, David (S), Northern Illinois	1981	6
Pickens, Bruce (CB), Nebraska	1993	2
Pickett, Ryan (DT/NT/DE), Ohio State	2006-13	119
Pipkins, Lantry (CB), Oklahoma State	2017	12
Piskarkiewicz, Steve (QB), Missouri	1980	1
Pitts, Elijah (RB), Philander Smith	1961-69, 71	126
Pitts, Ron (CB), UCLA	1988-90	44
Pleasant, Eddie (S), Oregon	2018	5
Ploeger, Kurt (DE), Gustavus Adolphus	1986	1
Pointer, John (LB), Vanderbilt	1987	3

Pope, Bucky (WR), Catawba	1968	3
Pope, P.J. (RB), Bowling Green	2006	1
Poppinga, Brady (LB), Brigham Young	2005-10	81
Porter, Joe (CB), Rutgers	2008	1
Powers, Sammy (G), No college	1921	4
Prather, Guy (LB), Grambling State	1981-85	73
Pregulman, Merv (G), Michigan	1946	11
Prescott, Harold (E), Hardin-Simmons	1946	2
Preston, Roell (WR/KR), Mississippi	1997-98	17
Price, Brian (DL), Texas San Antonio	2016, 20	3
Prior, Mike (S), Illinois State	1993-98	80
Pritko, Steve (E), Villanova	1949-50	20
Propok, Joe (P), Cal Poly-Pomona	1985	9
Provo, Fred (B), Washington	1948	9
Psaltis, Jim (DB), Southern California	1954	11
Purdy, Pid (B), Beloit	1926-27	17
Pureifroy, Dave (DL), Eastern Michigan	1972-77	78
Purnell, Frank (FB), Alcorn A&M	1957	9

**Q**

Quarless, Andrew (TE), Penn State	2010-11, 13-15	60
Quast, Jess (T), Pittsburgh	1933	9
Query, Jeff (WR), Millikin	1989-91	48
Quinlan, Bill (DE), Michigan State	1959-62	52

**R**

Radick, Ken (E), Marquette	1930-31	5
Rafferty, Vince (C), Colorado	1987	3
Raji, B.J. (NT/DT), Boston College	2009-13, 15	91
Ramsey, Randy (LB), Arkansas	2020	12
Randall, Damarious (CB), Arizona State	2015-17	39
Randolph, Al (DB), Iowa	1971	14
Randolph, Terry (DB), American International	1977	14
Ranspot, Keith (E), Southern Methodist	1942	5
Rash, Lou (DB), Mississippi Valley State	1987	3
Ray, Baby (T), Vanderbilt	1938-48	116
Rayner, Dave (K), Michigan State	2006	16
Redick, Cornelius (WR), Cal State-Fullerton	1987	1
Redmond, Will (CB/S), Mississippi State	2018-20	31
Reed, Jarran (DL), Alabama	2022	17
Regnier, Pete (B), Minnesota	1922	5
Reichardt, Bill (FB), Iowa	1952	12
Reid, Floyd (HB), Georgia	1950-56	78
Renner, Bill (P), Virginia Tech	1986-87	6
Reynolds, Jamal (DE), Florida State	2001-03	18
Rhodemyre, Jay (C/LB), Kentucky	1948-49, 51-52	45
Rhyan, Sean (T/G), UCLA	2022	1
Rice, Allen (RB), Baylor	1991	6
Richard, Gary (DB), Pittsburgh	1988	10
Richardson, Sean (S), Vanderbilt	2012-15	30
Riddick, Ray (E), Fordham	1940-42, 46	26
Ringo, Christian (DT), Louisiana-Lafayette	2016	8
Ringo, Jim (C), Syracuse	1953-63	131
Ripkowski, Aaron (FB), Oklahoma	2015-17	47
Risher, Alan (QB), Louisiana State	1987	3
Rison, Andre (WR), Michigan State	1996	5
Rivera, Marco (G), Penn State	1997-2004	125
Rivers, Chauncey (LB), Mississippi State	2021	4
Roach, John (DB), Southern Methodist	1961-63	23
Robbins, Austin (DT), North Carolina	2000	2
Robbins, Tootie (T), East Carolina	1992-93	27
Roberts, Bill (HB), Dartmouth	1956	4
Robinson, Bill (HB), Lincoln (Mo.)	1952	2
Robinson, Charley (G), Morgan State	1951	2
Robinson, Dave (LB), Penn State	1963-72	127
Robinson, Eugene (S), Colgate	1996-97	32
Robinson, Koren (WR), North Carolina State	2006-07	13
Robinson, Luther (DT), Miami	2014	5
Robinson, Michael (CB), Hampton	1996	6
Robison, Tommy (G), Texas A&M	1987	3
Roche, Aiden (DE), Southern	1971-76	83
Rodgers, Aaron (QB), California	2005-22	230
Rodgers, Amari (WR), Clemson	2021-22	26
Rodgers, Del (RB/KR), Utah	1982, 84	23
Rodgers, Richard (TE), California	2014-17	63
Rogers, Nick (LB), Georgia Tech	2004	10
Rohrig, Herman (B), Nebraska	1941, 46-47	25
Roller, Dave (DT), Kentucky	1975-78	48
Rollins, Quinten (CB), Miami (Ohio)	2015-17	33
Roman, Mark (S), Louisiana State	2004-05	32
Romine, Al (HB), Alabama	1955, 58	16
Rosatti, Rudy (T), Michigan	1924, 26-27	27
Rose, Al (E), Texas	1932-36	48
Roskie, Ken (B), South Carolina	1948	6
Ross, Dan (TE), Northeastern	1986	15
Ross, Jeremy (WR), California	2012-13	8
Rossum, Allen (CB/KR), Notre Dame	2000-01	22
Rote, Tobin (DB), Rice	1950-56	84
Rouse, Aaron (S), Virginia Tech	2007-09	27
Rowser, John (DB), Michigan	1967-69	42
Rubens, Larry (C), Montana State	1982-83	25
Rublely, T.J. (QB), Tulsa	1995	1

Rudzinski, Paul (LB), Michigan State	1978-80	33
Ruegauer, Grey (C/G), Arizona State	2003-05	43
Ruetters, Ken (T), Southern California	1985-96	156
Ruetz, Howard (DT), Lorain	1951-53	20
Rule, Gordon (DB), Dartmouth	1968-69	15
Runyan, Jon (G), Michigan	2020-22	50
Rush, Anthony (DL), Alabama-Birmingham	2020	1
Rush, Clive (E), Miami (Ohio)	1953	11
Russell, KeiVarae (CB), Notre Dame	2020	1
Ruzich, Steve (G), Ohio State	1952-54	36
Ryan, Jake (LB), Michigan	2015-17	43
Ryan, Jon (P), Regina (Canada)	2006-07	32

**S**

Saine, Brandon (RB), Ohio State	2011-12	14
Salem, Harvey (T), California	1992	4
Salsbury, Jim (G), UCLA	1957-58	24
Sample, Chuck (B), Toledo	1942, 45	10
Sampson, Howard (DB), Arkansas	1978-79	31
Sams, Ron (G), Pittsburgh	1983	3
Samuels, Stanford (CB), Florida State	2020	2
Sander, B.J. (P), Ohio State	2005	14
Sandifer, Dan (B), Louisiana State	1952-53	13
Sands, Terrell (DT), Tennessee-Chattanooga	2003	1
Sandusky, John (T), Villanova	1956	12
Sarafiny, Al (C), St. Edward's	1933	7
Satterfield, Brian (FB), North Alabama	1986	1
Saturday, Jeff (C), North Carolina	2012	14
Sauer, George (B), Nebraska	1935-37	20
Saunders, Russ (FB), Southern California	1931	9
Savage, Darnell (S), Maryland	2019-22	62
Scales, Hurlies (DB), North Texas State	1975	7
Schammel, Francis (G), Iowa	1937	8
Scherer, Bernie (E), Nebraska	1936-38	26
Schlinkman, Walt (FB), Texas Tech	1946-49	46
Schmael, Art (FB), No college	1921	6
Schmidt, George (C), Lewis	1952	7
Schmitt, John (C), Hofstra	1974	14
Schneidman, Herm (B), Iowa	1935-39	40
Schoemann, Roy (C), Marquette	1938	3
Schroeder, Bill (WR), Wis.-La Crosse	*1994, 97-2001	74
<i>*—Schroeder in 1994 played only during the playoffs</i>		
Schroll, Charles (G), Louisiana State	1951	12
Schuette, Carl (C/DB), Marquette	1950-51	24
Schuh, Harry (T), Memphis State	1974	14
Schuh, Jeff (LB), Minnesota	1986	12
Schultz, Charles (T), Minnesota	1939-41	21
Schum, Jacob (P), Buffalo	2016	16
Schwammel, Ade (T), Oregon State	1934-36, 43-44	46
Scott, JK (P), Alabama	2018-20	48
Scott, Patrick (WR), Grambling State	1987-88	24
Scott, Randy (LB), Alabama	1981-86	78
Scott, Vernon (S), TCU	2020-21	18
Scribner, Bucky (P), Kansas	1983-84	32
Secord, Joe (C), No college	1922	2
Seeman, George (E), Nebraska	1940	1
Seibold, Champ (T), Wisconsin	1934-38, 40	48
Self, Clarence (B), Wisconsin	1952, 54-55	26
Serini, Wash (G), Kentucky	1952	11
Shanley, Jim (HB), Oregon	1958	12
Sharpe, Sterling (WR), South Carolina	1988-94	112
Sharper, Darren (CB/S), William & Mary	1997-2004	121
Shelley, Dexter (B), Texas	1932	2
Shepherd, Darius (WR), North Dakota State	2019-20	14
Sherrod, Derek (T), Mississippi State	2011, 13-14	20
Shield, Joe (DB), Trinity (Conn.)	1986	3
Shields, Sam (CB), Miami (Fla.)	2010-16	80
Shirey, Fred (T), Nebraska	1940	3
Shumate, Mark (NT), Wisconsin	1985	4
Sikahona, Vai (RB/KR), Brigham Young	1991	11
Simmons, Dave (LB), North Carolina	1979	16
Simmons, John (DB), Southern Methodist	1986	6
Simmons, Wayne (LB), Clemson	1993-97	64
Simpkins, Maurice (LB), Coastal Carolina	2010	2
Simpkins, Ron (LB), Michigan	1988	7
Simpson, Nate (RB), Tennessee State	1977-79	43
Simpson, Travis (C), Oklahoma	1987	3
Sims, Joe (T/G), Nebraska	1992-95	47
Sitton, Josh (G), Central Florida	2008-15	121
Skaugstad, Daryle (NT), California	1983	9
Skeate, Gil (FB), Gonzaga	1927	2
Skibinski, Joe (G), Purdue	1955-56	24
Skinner, Gerald (T), Arkansas	1978	15
Skoglund, Bob (DE), Notre Dame	1947	9
Skoronski, Bob (T), Indiana	1956, 59-68	146
Staton, T.J. (DL), Florida	2021-22	34
Slaughter, T.J. (LB), Southern Mississippi	2003	1
Sleight, Elmer (T), Purdue	1930-31	26
Smith, Anthony (S), Syracuse	2010	4
Smith, Barry (WR), Florida State	1973-75	41
Smith, Barty (RB), Richmond	1974-80	67
Smith, Ben (E), Alabama	1933	9
Smith, Bruce (LB), Purdue	1977	1
Smith, Brane (B), Minnesota	1945-48	23

Smith, D.J. (LB), Appalachian State ..... 2011-12 22  
 Smith, Donnell (DE), Southern Univ. .... 1971 4  
 Smith, Earl (E), Ripon ..... 1922 n/a  
 Smith, Ed (B), New York Univ. .... 1937 2  
 Smith, Ed (FB), Texas Mines ..... 1948-49 15  
 Smith, Ernie (T), Southern California. .... 1935-37, 39 40  
 Smith, Jaylon (LB), Notre Dame ..... 2021 2  
 Smith, Jermaine (DT), Georgia ..... 1997, 99 19  
 Smith, Jerry (G), Wisconsin ..... 1956 3  
 Smith, Kevin (FB), UCLA ..... 1996 1  
 Smith, Larry (DT/DE), Florida State ..... 2003-04 13  
 Smith, Moe (RB), North Carolina A&T ..... 2002 1  
 Smith, Ollie (WR), Tennessee State ..... 1976-77 25  
 Smith, Perry (DB), Colorado State ..... 1973-76 47  
 Smith, Preston (LB), Mississippi State ..... 2019-22 65  
 Smith, Red (G), Notre Dame ..... 1927, 29 10  
 Smith, Rex (E), Beloit ..... 1922 2  
 Smith, Rod (CB), Notre Dame ..... 1998 8  
 Smith, Tremon (CB), Central Arkansas ..... 2019 7  
 Smith, Warren (G), Western Michigan ..... 1921 2  
 Smith, Wes (WR), East Texas State ..... 1987 1  
 Smith, Za'Darius (LB), Kentucky ..... 2019-21 33  
 Snelling, Ken (B), UCLA ..... 1945 2  
 Snider, Malcolm (T/G), Stanford ..... 1972-74 42  
 Snider, Matt (FB), Richmond ..... 1999-2000 24  
 So'oto, Vic (LB), Brigham Young ..... 2011-12 8  
 Sorenson, Glen (G), Utah State ..... 1943-45 27  
 Spagnola, John (TE), Yale ..... 1989 6  
 Sparlis, Al (G), UCLA ..... 1946 3  
 Spears, Ron (DE), San Diego State ..... 1983 13  
 Spencer, Joe (T), Oklahoma A&M ..... 1950-51 14  
 Spencer, Ollie (T), Kansas ..... 1957-58 24  
 Spills, John (WR), Northern Illinois ..... 1969-71 40  
 Spinks, Jack (G), Alcorn A&M ..... 1955-56 7  
 Spitz, Jason (G/C), Louisville ..... 2006-10 35  
 Spriggs, Jason (T), Indiana ..... 2016-18 66  
 Spriggs, Marcus (T), Houston ..... 2003 2  
 Sproul, Dennis (QB), Arizona State ..... 1978 6  
 Stachowicz, Ray (P), Michigan State ..... 1981-82 35  
 Stagers, Jon (WR), Missouri ..... 1972-74 29  
 Stahlman, Dick (T), DePaul ..... 1931-32 27  
 Stanley, Walter (WR), Mesa State ..... 1985-88 48  
 Stansauk, Don (T), Denver ..... 1950-51 15  
 Starch, Ken (RB), Wisconsin ..... 1976 6  
 Starks, James (RB), Buffalo ..... 2010-16 76  
 Staroba, Paul (WR), Michigan ..... 1973 2  
 Starr, Bart (QB), Alabama ..... 1956-71 196  
 Starret, Ben (B), St. Mary's (Calif.) ..... 1942-45 27  
 St. Brown, Equanimeous (WR), Notre Dame ..... 2018, 20-21 37  
 Steele, Ben (TE), Mesa State ..... 2004-05 17  
 Steen, Frank (E), Rice ..... 1939 3  
 Steiner, Rebel (DB), Alabama ..... 1950-51 24  
 Stenerud, Jan (K), Montana State ..... 1980-83 45  
 Stephen, Scott (LB), Arizona State ..... 1987-91 72  
 Stephens, John (RB), Northwestern (La.) State ..... 1993 5  
 Stephenson, Dave (G/C), West Virginia ..... 1951-55 49  
 Sterling, John (RB), Central Oklahoma ..... 1987 2  
 Stemberger, Jace (TE), Texas A&M ..... 2019-20 18  
 Stevens, Bill (QB), Texas-El Paso ..... 1968-69 3  
 Stewart, Steve (LB), Minnesota ..... 1979 3  
 Stills, Ken (S), Wisconsin ..... 1985-89 65  
 Stokes, Barry (G/T), Eastern Michigan ..... 2000-01 24  
 Stokes, Eric (CB), Georgia ..... 2021-22 23  
 Stokes, Tim (T), Oregon ..... 1978-82 63  
 Stonebraker, John (E), Southern California ..... 1942 8  
 Stoneburner, Jake (TE), Ohio State ..... 2013 9  
 Strickland, Fred (LB), Purdue ..... 1994-95 30  
 Sturgeon, Lyle (T), North Dakota State ..... 1937 8  
 Sullivan, Carl (DE), San Jose State ..... 1987 3  
 Sullivan, Chandon (CB), Georgia State ..... 2019-21 49  
 Sullivan, John (DB), California ..... 1986 6  
 Summerhays, Bob (B), Utah ..... 1949-51 35  
 Summers, Don (TE), Boise State ..... 1987 3  
 Summers, Ty (LB), TCU ..... 2019-21 46  
 Sutton, Mickey (CB), Montana ..... 1989 3  
 Svendsen, Earl (C), Minnesota ..... 1937-39 21

**T**

Tagge, Jerry (QB), Nebraska ..... 1972-74 18  
 Tassos, Damon (G), Texas A&M ..... 1947-49 26  
 Taugher, Claude (FB), Marquette ..... 1922 2  
 Tauscher, Mark (T/G), Wisconsin ..... 2000-10 134  
 Taylor, Aaron (G), Notre Dame ..... 1995-97 46  
 Taylor, Ben (LB), Virginia Tech ..... 2006 10  
 Taylor, Cliff (RB), Memphis State ..... 1976 7

Taylor, Jim (FB), Louisiana State ..... 1958-66 118  
 Taylor, Kitrick (WR), Washington State ..... 1992 10  
 Taylor, Lane (G), Oklahoma State ..... 2013-20 79  
 Taylor, Lenny (WR), Tennessee ..... 1984 2  
 Taylor, Herb (FB), Tennessee ..... 2020-21 25  
 Taylor, Patrick (RB), Memphis ..... 2021-22 23  
 Taylor, Ryan (TE), North Carolina ..... 2011-14 50  
 Taylor, Willie (WR), Pittsburgh ..... 1978 1  
 Teague, George (S), Alabama ..... 1993-95 47  
 Temp, Jim (DE), Wisconsin ..... 1957-60 43  
 Tenner, Bob (E), Minnesota ..... 1935 11  
 Tenuta, Luke (T), Virginia Tech ..... 2022 3  
 Terrell, Pat (S), Notre Dame ..... 1998 16  
 Teteak, Derel (LB/G), Wisconsin ..... 1952-56 49  
 Thibodeaux, Keith (CB), Northwestern (La.) State ..... 2001 7  
 Thierry, John (DE), Alcorn State ..... 2000-01 28  
 Thomas, Ben (DE), Auburn ..... 1986 9  
 Thomas, Ike (DB), Bishop ..... 1972-73 25  
 Thomas, Joe (LB), South Carolina State ..... 2015-17 42  
 Thomas, Joey (CB), Montana State ..... 2004-05 20  
 Thomas, Lavale (RB), Fresno State ..... 1987-88 2  
 Thomas, Robert (LB), UCLA ..... 2005 10  
 Thomas, Bobby (QB), Virginia Military ..... 1951 11  
 Thomason, Jeff (TE), Oregon ..... 1995-99 75  
 Thompson, Arland (G), Baylor ..... 1981 9  
 Thompson, Audra (WR), East Texas State ..... 1977-81 63  
 Thompson, Clarence (B), Minnesota ..... 1939 1  
 Thompson, Darrell (RB), Minnesota ..... 1990-94 60  
 Thompson, Jeremy (DE/LB), Wake Forest ..... 2008-09 15  
 Thompson, John (TE), Utah State ..... 1979-82 34  
 Thornburg, Jeremy (S), Northern Arizona ..... 2005 4  
 Thurman, Andrae (WR), Southern Oregon ..... 2004-05 12  
 Thurston, Fuzzy (G), Valparaiso ..... 1959-67 112  
 Timberlake, George (LB/G), Southern California ..... 1955 6  
 Timmerman, Adam (G), South Dakota State ..... 1995-98 61  
 Tinker, Gerald (WR), Kent State ..... 1975 6  
 Tinsley, Pete (G/LB), Georgia ..... 1938-45 73  
 Toburen, Nelson (LB), Wichita State ..... 1961-62 24  
 Tolletson, Chuck (G), Iowa ..... 1944-48 18  
 Tolzien, Scott (QB), Wisconsin ..... 2013, 15 6  
 Tom, Zach (OL), Wake Forest ..... 2022 9  
 Tomczak, Mike (QB), Ohio State ..... 1991 12  
 Tomich, Jared (DE), Nebraska ..... 2002 2  
 Toner, Tom (LB), Idaho State ..... 1973, 75-77 53  
 Tonnenaker, Clayton (LB/C), Minnesota ..... 1950, 53-54 36  
 Tonyan, Robert (TE), Indiana State ..... 2018-22 68  
 Toomer, Corey (LB), Idaho ..... 2018 7  
 Toribio, Anthony (NT), Carson-Newman ..... 2009 1  
 Torkelson, Eric (RB), Connecticut ..... 1974-79, 81 93  
 Toure, Samori (WR), Nebraska ..... 2022 11  
 Traylor, Keith (LB), Central Oklahoma ..... 1993 5  
 Tretter, JC (C/G), Cornell ..... 2014-16 31  
 Tripp, Jordan (LB), Montana ..... 2016 2  
 Troup, Bill (QB), South Carolina ..... 1980 2  
 Truluck, R-Kai (DE), SUNY Cortland ..... 2004 13  
 Tualo, Esera (NT/DE), Oregon State ..... 1991-92 20  
 Tullis, Walter (WR), Delaware State ..... 1978-79 32  
 Tunnell, Emren (S), Iowa ..... 1959-61 37  
 Turner, Billy (G/T), North Dakota State ..... 2019-21 43  
 Turner, Maurice (RB), Utah State ..... 1985 3  
 Turner, Rich (NT), Oklahoma ..... 1981-83 30  
 Turner, Wylie (DB), Angelo State ..... 1979-80 28  
 Turpin, Miles (LB), California ..... 1986 1  
 Tuttle, George (E), Minnesota ..... 1927 1  
 Twedell, Francis (G), Minnesota ..... 1939 4

**U**

Uecker, Keith (G/T), Auburn ..... 1984-85, 87-88, 90-91 64  
 Underwood, Brandon (CB), Cincinnati ..... 2009-10 23  
 Underwood, Marviel (S), San Diego State ..... 2005 16  
 Uram, Andy (B), Minnesota ..... 1938-43 62  
 Urban, Alex (E), South Carolina ..... 1941, 44-45 11  
 Usher, Eddie (B), Michigan ..... 1922, 24 6

**V**

Vairo, Dominic (E), Notre Dame ..... 1935 1  
 Valdes-Scantling, Marquez (WR), South Florida ..... 2018-21 59  
 Van Dyke, Bruce (G), Missouri ..... 1974-76 29  
 Van Evey, Hal (B), Minnesota ..... 1940-41 20  
 Van Lanen, Cole (T/G), Wisconsin ..... 2021 1  
 Van Roten, Greg (G), Pennsylvania ..... 2012-13 10  
 Van Sickle, Clyde (C), Arkansas ..... 1932-33 9  
 Van Valkenburg, Pete (RB), Brigham Young ..... 1974 5  
 Vandersee, Phil (LB/DE), Massachusetts ..... 1966, 68-69 38  
 Vano, Vernon (DT), Kansas ..... 1972 13  
 Vant Hull, Fred (G), Minnesota ..... 1942 8  
 Vataha, Randy (WR), Stanford ..... 1977 6  
 Veingrad, Alan (T), East Texas State ..... 1986-87, 89-90 59  
 Veldheer, Jared (T), Hillsdale ..... 2019 2  
 Verba, Ross (T/G), Iowa ..... 1997-2000 59  
 Vereen, Carl (T), Georgia Tech ..... 1957 12  
 Vergara, George (E), Notre Dame ..... 1925 12  
 Viene, David (T), Minnesota-Duluth ..... 1992 1



Villanucci, Vince (NT), Bowling Green	1987	2
Vinson, Fred (CB), Vanderbilt	1999	16
Vitale, Danny (FB), Northwestern	2018-19	20
Vogds, Evan (G), Wisconsin	1948-49	27
Vogel, Justin (P), Miami (Fla.)	2017	16
Voss, Lloyd (DT), Nebraska	1964-65	28
Voss, Walter (E), Detroit	1924	11

**W**

Waddy, Jude (LB), William & Mary	1998-99	27
Wade, Charlie (WR), Tennessee State	1975	2
Wafer, Carl (DT), Tennessee State	1974	2
Wagner, Bryan (P), Cal State-Northridge	1992-93	23
Wagner, Buff (B), Carroll (Wis.)	1921	4
Wagner, Rick (WR), Wisconsin	2020	16
Wagner, Steve (DB), Wisconsin	1976-79	57
Wahle, Mike (T/G), Navy	1998-2004	97
Walden, Erik (LB), Middle Tennessee State	2010-12	40
Walker, Cleo (C/LB), Louisville	1970	11
Walker, Frank (CB), Tuskegee	2007	12
Walker, Javon (WR), Florida State	2002-05	48
Walker, Josh (G), Middle Tennessee State	2015	13
Walker, Malcolm (C), Rice	1970	11
Walker, Quay (LB), Georgia	2022	17
Walker, Randy (P), Northwestern (La.) State	1974	14
Walker, Rasheed (T), Penn State	2022	1
Walker, Rod (DT), Troy State	2001-03	31
Walker, Sammy (CB), Texas Tech	1993	8
Walker, Val Joe (DB), Southern Methodist	1953-56	46
Wallace, Calvin (DE), West Virginia Tech	1987	1
Wallace, Seneca (QB), Iowa State	2013	2
Wallace, Taco (WR), Kansas State	2005	1
Walls, Wesley (TE), Mississippi	2003	14
Walsh, Ward (RB), Colorado	1972	2
Walter, Tyson (T/G), Ohio State	2006	5
Warren, Steve (DT), Nebraska	2000	02
Washington, Chuck (DB), Arkansas	1987	3
Waters, Herb (CB), Miami (Fla.)	2016	*2
<i>*—Waters played only in two 2016 playoff games</i>		
Watkins, Sammy (WR), Clemson	2022	9
Watson, Christian (WR), North Dakota State	2022	14
Watts, Elbert (DB), Southern California	1986	9
Wayne, Nate (LB), Mississippi	2000-02	44
Weathers, Clarence (WR), Delaware State	1990-91	28
Weatherwax, Jim (DT), California St.-L.A.	1966-67	69
Weaver, Gary (LB), Fresno State	1975-79	63
Webb, Chuck (RB), Tennessee	1991	2
Webber, Dutch (E), Kansas State	1928	3
Webster, Tim (K), Arkansas	1971	4
Weddington, Mike (LB), Oklahoma	1986-90	52
Wehba, Ray (E), Southern California	1944	10
Weigel, Lee (RB), Wisconsin-Eau Claire	1987	2
Weisgerber, Dick (B), Willamette	1938-40	42
Weishuhn, Clayton (LB), Angelo State	1987	9
Wellman, Mike (C), Kansas	1979-80	20
Wells, Don (E), Georgia	1946-49	38
Wells, Scott (C/G), Tennessee	2004-11	111
Wells, Terry (RB), Southern Mississippi	1975	13
West, Ed (TE), Auburn	1984-94	167
West, Pat (B), Southern California	1948	3
Westbrook, Bryant (CB), Texas	2002	6
Wetnight, Ryan (TE), Stanford	2000	10
Wheeler, Lyle (E), Ripon	1921-23	22
Whitaker, Bill (DB), Missouri	1981-82	25
White, Adrian (S), Florida	1992	15
White, Chris (C), Southern Mississippi	2005	1
White, Gene (DB), Georgia	1954	9
White, Johnny (RB), North Carolina	2012	4
White, Myles (WR), Louisiana Tech	2013	7
White, Reggie (DE), Tennessee	1993-98	95
White, Tracy (LB), Howard	2006-08	32
Whitehead, Jermaine (S), Auburn	2016-18	19
Whitehurst, David (QB), Furman	1977-83	54
Whitley, James (S), Michigan	2003-04	9
Whitton, Jesse (DB), Texas Western	1958-64	88
Whitticker, William (G), Michigan State	2005	15
Wicks, Bob (WR), Utah State	1974	1
Widby, Ron (P), Tennessee	1972-73	26
Widell, Doug (G), Boston College	1993	16
Wildung, Dick (T), Minnesota	1946-51	53
Wilhelm, Matt (LB), Ohio State	2010	7
Wilkins, Elmer (E), Indiana	1925	6
Wilkinson, Bruce (T), Tennessee	1996-97	30
Wilkinson, Muhammad (DL), Temple	2018	3
Wilkins, Gabe (DE/DT), Gardner-Webb	1994-97	60
Wilkins, Marcus (LB), Texas	2002-03	12
Willhite, Kevin (RB), Oregon	1987	3
Williams, A.D. (E), Pacific	1959	12
Williams, Brian (LB), Southern California	1995-2000	72
Williams, Clarence (DE), Prairie View A&M	1970-77	111
Williams, Corey (DT/DE), Arkansas State	2004-07	56
Williams, D.J. (TE), Arkansas	2011-12	26

Williams, Delvin (RB), Kansas	1981	1
Williams, Dexter (RB), Notre Dame	2019-20	7
Williams, Gerald (DE), Auburn	1997	4
Williams, Howard (DB), Howard	1962-63	10
Williams, Jamaal (RB), Brigham Young	2017-20	60
Williams, K.D. (LB), Henderson State	2000-01	28
Williams, Kevin (RB), UCLA	1993	3
Williams, Mark (LB), Ohio State	1994	16
Williams, Perry (RB), Purdue	1969-73	69
Williams, Tim (LB), Alabama	2019	1
Williams, Tramon (CB), Louisiana Tech	2007-14, 18-19	159
Williams, Travis (RB/KR), Arizona State	1967-70	48
Williams, Tyrone (CB), Nebraska	1996-2002	111
Williams, Walt (RB), Grambling State	2004-05	3
Willig, Matt (T), Southern California	1998	16
Willis, James (LB), Auburn	1993-94	25
Wilner, Jeff (TE), Wesleyan (Conn.)	1994-95	13
Wilson, Ben (FB), Southern California	1967	14
Wilson, C.J. (DE), East Carolina	2010-13	50
Wilson, Charles (WR), Memphis State	1990-91	30
Wilson, Eric (LB), Cincinnati	2022	13
Wilson, Faye (B), Texas A&M	1930-31	13
Wilson, Gene (E/DB), Southern Methodist	1947-48	21
Wilson, Marcus (RB), Virginia	1992-95	48
Wilson, Mitt (G), Oshkosh State Normal	1921	6
Wilson, Ray (S), New Mexico	1994	3
Wimberly, Abner (E), Louisiana State	1950-52	35
Winfree, Juwonn (WR), Colorado	2020-22	12
Wingle, Blake (G), UCLA	1985	2
Wingo, Rich (LB), Alabama	1979, 81-84	69
Winkler, Francis (DE), Memphis State	1968-69	21
Winkler, Randy (G), Tarleton State	1971	7
Winn, Billy (DL), Boise State	2020	6
Winstow, Paul (HB), North Carolina Central	1960	12
Winter, Blaise (DE/NT), Syracuse	1988-90	45
Winters, Chet (RB), Oklahoma	1983	4
Winters, Frank (C/G), Western Illinois	1992-2002	156
Winther, Wimpy (C), Mississippi	1971	11
Wirtel, Steven (LS), Iowa State	2021	9
Wisnom, Jerron (CB), Louisiana Tech	2005	5
Wisne, Jerry (T), Notre Dame	2002	2
Withrow, Cal (C), Kentucky	1971-73	42
Witte, Earl (B), Gustavus Adolphus	1934	5
Wizbicki, Alex (B), Holy Cross	1950	11
Wood, Bobby (T), Alabama	1940	2
Wood, Willie (S), Southern California	1960-71	166
Woodin, Whitey (G), Marquette	1922-31	86
Woods, Jerry (S), Northern Michigan	1990	16
Woodside, Keith (RB), Texas A&M	1988-91	64
Woodson, Charles (CB/S), Michigan	2006-12	100
Workman, Vince (RB), Ohio State	1989-92	56
Worthy, Jerel (DE), Michigan State	2012-13	16
Wortman, Keith (G), Nebraska	1972-75	46
Wright, Randy (DB), Wisconsin	1984-88	46
Wright, Steve (T), Alabama	1964-67	56
Wuerffel, Danny (QB), Florida	2000	1
Wunsch, Harry (G), Notre Dame	1934	2
Wyatt, Devonte (DL), Georgia	2022	16
Wynn, DeShawn (RB), Florida	2007-09	16
Wynn, Jarius (DE), Georgia	2009-11	36

**Y**

Yiadom, Isaac (CB), Boston College	2021	9
Young, Billy (G), Ohio State	1929	2
Young, Glenn (DB), Purdue	1956	4
Young, Paul (C), Oklahoma	1933	2

**Z**

Zarnas, Gust (G), Ohio State	1939-40	14
Zatkoff, Roger (LB), Michigan	1953-56	48
Zeller, Joe (G), Indiana	1932	14
Zendejas, Max (K), Arizona	1987-88	18
Zeno, Lance (C), UCLA	1993	5
Zimmerman, Don (WR), Northeast Louisiana	1976	2
Zoll, Carl (G), No college	1921-22	1
Zoll, Dick (G), Indiana	1939	1
Zoll, Martin (G), No college	1921	1
Zombo, Frank (LB), Central Michigan	2010-12	25
Zorn, Jim (QB), Cal Poly-Pomona	1985	13
Zuidmulder, Dave (B), St. Ambrose	1929-31	7
Zupek, Al (E), Lawrence	1946	3
Zuver, Merle (C), Nebraska	1930	10

# ALL-TIME GREEN BAY UNIFORM NUMBERS

## 1925-2022

- ▶ With help from the Pro Football Hall of Fame, which provided game programs dating back to 1925 (when the team first printed uniform numbers), the Packers constructed this list.
- ▶ Players who wore multiple numbers during their Packers tenure are denoted with an asterisk (\*).
- ▶ All players in this section are believed to have played in at least one league game in the corresponding number. Players who were listed on a numerical program roster but did not play that season were omitted.
- ▶ The team invites anyone who can provide further evidence, using the same criteria, to contact the communications department.

### 1

\*Lambeau, Earl "Curly" (B), Notre Dame . . . . . 1925-26

### 2

Mathys, Charlie (B), Indiana . . . . . 1925-26  
Crosby, Mason (K), Colorado . . . . . 2007-22

### 3

Cyre, Hector (T), Gonzaga . . . . . 1926  
\*Monnett, Bob (B), Michigan State . . . . . 1935  
Miller, Paul (B), South Dakota State . . . . . 1936-38  
Feathers, Beattie (B), Tennessee . . . . . 1940  
Canadeo, Tony (B), Gonzaga . . . . . 1941-44, 46-52  
\*McKay, Roy (B), Texas . . . . . 1944-45  
Agaianian, Ben (K), New Mexico . . . . . 1961

#### RETIRED FOR CANADEO, 1952

### 4

\*Lewellen, Verne (B), Nebraska . . . . . 1925-26  
\*Schneidman, Herrm (B), Iowa . . . . . 1935-37  
Fusina, Chuck (QB), Penn State . . . . . 1986  
Dawson, Dale (K), Eastern Kentucky . . . . . 1988  
Favre, Brett (QB), Southern Mississippi . . . . . 1992-2007

#### RETIRED FOR FAVRE, 2015

### 5

\*O'Donnell, Dick (E), Minnesota . . . . . 1925-26  
\*Purdy, Pid (B), Beloit . . . . . 1927  
\*Baker, Roy (B), Southern California . . . . . 1928  
\*Monnett, Bob (B), Michigan State . . . . . 1936-37  
\*Bruder, Hank (B), Northwestern . . . . . 1938-39  
\*Riddick, Ray (E), Fordham . . . . . 1940-41  
Hornung, Paul (B), Notre Dame . . . . . 1957-62, 64-66  
Ferragamo, Vince (QB), Nebraska . . . . . 1986  
Gillus, Willie (QB), Norfolk State . . . . . 1987  
\*Majkowski, Don (QB), Virginia . . . . . 1987  
Burrow, Curtis (K), Central Arkansas . . . . . 1988

### 6

Vergara, George (E), Notre Dame . . . . . 1925  
\*Flaherty, Dick (E), Marquette . . . . . 1926  
Bross, Mal (B), Gonzaga . . . . . 1927  
Flinn, Ryan (P), Central Florida . . . . . 2005  
Frost, Derrick (P), Northern Iowa . . . . . 2008  
Harrell, Graham (QB), Texas Tech . . . . . 2012  
Callahan, Joe (QB), Wesley . . . . . 2017  
Scott, JK (P), Alabama . . . . . 2018-20  
Benkert, Kurt (QB), Virginia . . . . . 2021  
Leavitt, Dalin (S), Utah State . . . . . 2022

### 7

\*Earp, Jug (C), Monmouth . . . . . 1925-26  
\*Purdy, Pid (B), Beloit . . . . . 1927  
\*Smith, Red (G), Notre Dame . . . . . 1927  
\*Dunn, Red (B), Marquette . . . . . 1930  
\*Svensen, Earl (C), Minnesota . . . . . 1937  
\*Jankowski, Ed (B), Wisconsin . . . . . 1938-41  
Mason, Joel (E), Western Michigan . . . . . 1942-45  
Schlinkman, Walt (FB), Texas Tech . . . . . 1946-49  
\*Loomis, Ace (B), La Crosse St. Teachers . . . . . 1951  
\*Gordon, Dick (WR), Michigan State . . . . . 1973  
\*Majkowski, Don (QB), Virginia . . . . . 1988-92  
Landeta, Sean (P), Towson State . . . . . 1998

Hanson, Chris (P), Marshall . . . . . 1999  
Wuerffel, Danny (QB), Florida . . . . . 2000  
O'Sullivan, J.T. (QB), California-Davis . . . . . 2004  
Martin, Ingle (QB), Furman . . . . . 2006  
Kapinos, Jeremy (P), Penn State . . . . . 2008-09  
Hundley, Brett (QB), UCLA . . . . . 2016-17  
Bojorquez, Corey (P), New Mexico . . . . . 2021  
Walker, Quay (LB), Georgia . . . . . 2022

### 8

LeJeune, Walt (G), Heidelberg . . . . . 1925-26  
\*Uram, Andy (B), Minnesota . . . . . 1938-39  
\*Rohrig, Herman (B), Nebraska . . . . . 1941  
Kahler, Bob (B), Nebraska . . . . . 1942-44  
Mosley, Russ (B), Alabama . . . . . 1945-46  
\*Forte, Bob (B), Arkansas . . . . . 1946-53  
\*Pelfrey, Ray (E), Eastern Kentucky . . . . . 1951  
Zendejas, Max (K), Arizona . . . . . 1987-88  
Dilweg, Anthony (QB), Duke . . . . . 1989-90  
Brunell, Mark (QB), Washington . . . . . 1994  
Longwell, Ryan (K), California . . . . . 1997-2005  
Masthay, Tim (P), Kentucky . . . . . 2010-15  
Vogel, Justin (P), Miami (Fla.) . . . . . 2017  
Boyle, Tim (QB), Eastern Kentucky . . . . . 2019-20  
Rodgers, Amari (WR), Clemson . . . . . 2021-22

### 9

\*Woodin, Whitey (G), Marquette . . . . . 1925-26  
\*Earp, Jug (C), Monmouth . . . . . 1928  
Borak, Fritz (E), Creighton . . . . . 1938  
Dorsey, Dean (K), Toronto . . . . . 1988  
Wagner, Bryan (P), Cal State-Northridge . . . . . 1992-93  
Borgognone, Dirk (K), Pacific . . . . . 1995  
McMahon, Jim (QB), Brigham Young . . . . . 1995-96  
Bidwell, Josh (P), Oregon . . . . . 2000-03  
Barker, Bryan (P), Santa Clara . . . . . 2004  
Ryan, Jon (P), Regina (Canada) . . . . . 2006-07  
Wallace, Seneca (QB), Iowa State . . . . . 2013  
Kizer, DeShone (QB), Notre Dame . . . . . 2018  
Smith, Jaylon (LB), Notre Dame . . . . . 2021  
Watson, Christian (WR), North Dakota State . . . . . 2022

### 10

Buck, Cub (T), Wisconsin . . . . . 1925  
\*Cahoon, Ivan (T), Gonzaga . . . . . 1926  
\*Kotal, Eddie (B), Lawrence . . . . . 1927-29  
\*Zuidmilder, Dave (B), St. Ambrose . . . . . 1930  
\*Grove, Roger (B), Michigan State . . . . . 1934  
Moss, Perry (QB), Illinois . . . . . 1948  
\*Parilli, Babe (QB), Kentucky . . . . . 1957-58  
\*Roach, John (QB), Southern Methodist . . . . . 1961-63  
Claridge, Dennis (QB), Nebraska . . . . . 1965  
Stevens, Bill (QB), Texas-El Paso . . . . . 1968-69  
Patrick, Frank (QB), Nebraska . . . . . 1970-72  
Concannon, Jack (QB), Boston College . . . . . 1974  
\*Dickey, Lynn (QB), Kansas State . . . . . 1976-79  
Troup, Bill (QB), South Carolina . . . . . 1980  
Stenerud, Jan (K), Montana State . . . . . 1980-83  
Del Greco, Al (K), Auburn . . . . . 1984-87  
Kiel, Blair (QB), Notre Dame . . . . . 1988, 90-91  
Aguiar, Louie (P), Utah State . . . . . 1999  
Lucas, Chad (WR), Alabama State . . . . . 2005  
Flynn, Matt (QB), Louisiana State . . . . . 2008-11, 13-14  
Ross, Jeremy (WR), California . . . . . 2012-13  
Schum, Jacob (P), Buffalo . . . . . 2016  
\*Shepherd, Darius (WR), North Dakota State . . . . . 2019  
Love, Jordan (QB), Utah State . . . . . 2021-22

### 11

Carlson, Wes (G), St. John's . . . . . 1926  
McGaw, Walter (G), Beloit . . . . . 1926  
\*Dunn, Red (B), Marquette . . . . . 1927-28  
Bloodgood, Elbert (B), Nebraska . . . . . 1930  
\*Grove, Roger (B), Michigan State . . . . . 1931-34  
\*Scherer, Bernie (E), Nebraska . . . . . 1937  
Katalinas, Leo (T), Catholic Univ. . . . . 1938  
Norton, Rick (QB), Kentucky . . . . . 1970  
Broussard, Steve (P), Southern Mississippi . . . . . 1975  
Beverly, David (P), Auburn . . . . . 1975-80  
Garcia, Eddie (K), Southern Methodist . . . . . 1983-84

## PACKERS UNIFORM NUMBER RECORDS

### Most Numbers, Career:

9 Mike Michalske (19, 24, 28, 30, 31, 33, 36, 40, 63)  
8 Arnie Herber (12, 16, 19, 26, 38, 41, 45, 68)

### Most Players to Wear Number in Game:

39 players have worn No. 23

### Fewest Players to Wear Number in Game:

1 player has worn No. 1 (Curly Lambeau, 1925-26)

Prokop, Joe (P), Cal Poly-Pomona	1985
Risher, Alan (QB), Louisiana State	1987
Detmer, Ty (QB), Brigham Young	1993, 95
Hasselbeck, Matt (QB), Boston College	1999-2000
Sander, B.J. (P), Ohio State	2005
Boykin, Jarrett (WR), Virginia Tech	2012-14
Davis, Trevor (WR), California	2016-19
Watkins, Sammy (WR), Clemson	2022

## 12

Abramson, George (G/T), Minnesota	1925
*Rosatti, Rudy (T), Michigan	1926
Hearnden, Tom (B), Notre Dame	1927-28
*Baker, Roy (B), Southern California	1928
*Zuidmulder, Dave (B), St. Ambrose	1929
*Herber, Arnie (B), Regis	1930
*Baker, Frank (E), Northwestern	1931
*Monnett, Bob (B), Michigan State	1935-36
Bratkowski, Zeke (QB), Georgia	1963-68, 71
Del Gaizo, Jim (QB), Tampa	1973
*Hadl, John (QB), Kansas	1974
Milan, Don (QB), Cal Poly-San Luis Obispo	1975
Dowling, Brian (QB), Yale	1977
*Dickey, Lynn (QB), Kansas State	1980-85
Ruble, T.J. (QB), Tulsa	1995
Rodgers, Aaron (QB), California	2005-22

## 13

Norton, Marty (B), Hamline	1925
*Kotal, Eddie (B), Lawrence	1926
*Bruder, Hank (B), Northwestern	1931-33
Horn, Don (QB), San Diego State	1967-70
Marcol, Chester (K), Hillsdale	1972-80
Scribner, Bucky (P), Kansas	1983-84
Renner, Bill (P), Virginia Tech	1986-87
Jacke, Chris (K), Texas-El Paso	1989-96
Bono, Steve (QB), UCLA	1997
Kight, Kelvin (WR/KR), Florida	2004
Allen, Jake (WR), Mississippi College	2009
Harper, Chris (WR), Kansas State	2013
Dorsey, Kevin (WR), Maryland	2014
Lazard, Allen (WR), Iowa State	2018-22

## 14

Gardner, Milton (G), Wisconsin	1925-26
*Lambeau, Earl "Curly" (B), Notre Dame	1927
Lollar, Slack (FB), Samford	1928
*Hill, Don (B), Stanford	1929
Zuver, Merle (C), Nebraska	1930
*Fitzgibbon, Paul (B), Creighton	1931-32
*McNally (Blood), Johnny (B), St. John's	1933
Hutson, Don (E/DB), Alabama	1935-45

## RETIRED FOR HUTSON, 1951

## 15

*Basing, Myrt (B), Lawrence	1925-26
*Enright, Rex (FB), Notre Dame	1927
*Minick, Paul (G), Iowa	1928
*Smith, Red (G), Notre Dame	1929
*Dunn, Red (B), Marquette	1931
Shelley, Dexter (B), Texas	1932
Young, Paul (C), Oklahoma	1933
*Johnston, Chester (B), Marquette	1935-38
*Brock, Lou (B), Purdue	1940
Lyman, Del (T), UCLA	1941
Hinte, Hal (E), Pittsburgh	1942
Frankowski, Ray (G), Washington	1945
*Sample, Chuck (B), Toledo	1945
*Bennett, Earl (G), Hardin-Simmons	1946
Tassos, Damon (G), Texas A&M	1947-49
*Afflis, Dick (G), Nevada	1951
*Parilli, Babe (QB), Kentucky	1952-53
Disend, Leo (T), Albright	1954
Crackins, Charlie (QB), Prairie View A&M	1955
Held, Paul (QB), San Jose State	1955
*Starr, Bart (QB), Alabama	1956-71

## RETIRED FOR STARR, 1973

## 16

Harris, Jack (B), Wisconsin	1925-26
*Skeate, Gil (FB), Gonzaga	1927
*Hill, Don (B), Stanford	1929
*Dunn, Red (B), Marquette	1929-30
Davenport, Bill (HB), Hardin-Simmons	1931
Zeller, Joe (G), Indiana	1932
*Herber, Arnie (B), Regis	1933
*Scherer, Bernie (E), Nebraska	1937
*Biolo, John (G), Lake Forest	1939
*Brock, Lou (B), Purdue	1940-45
Mitchell, Charles (B), Tulsa	1946
Gillette, Jim (B), Virginia	1947
Cifers, Bob (B), Tennessee	1949
*Dreyer, Wally (B), Wisconsin	1950
*Wimberly, Abner (E), Louisiana State	1950-51
*Parilli, Babe (QB), Kentucky	1953
*Starr, Bart (QB), Alabama	1956
*McHan, Lamar (QB), Arkansas	1960
*James, Claudis (WR), Jackson State	1967
Hunter, Scott (QB), Alabama	1971-73
Johnson, Randy (QB), Texas A&M	1976
Sproul, Dennis (QB), Arizona State	1978
*Birney, Tom (K), Michigan State	1980
Stachowicz, Ray (P), Michigan State	1981-82
Wright, Randy (QB), Wisconsin	1984-88
McJulien, Paul (P), Jackson State	1991-92
Copeland, Russell (WR), Memphis State	1998
Rayner, Dave (K), Michigan State	2006
Nall, Craig (QB), Northwestern (La.) State	2003-04, 07
Swain, Brett (WR), San Diego State	2009-10
Tolzien, Scott (QB), Wisconsin	2013, 15
Kumerow, Jake (WR), Wisconsin-Whitewater	2018-19
Austin, Tavon (WR), West Virginia	2020
O'Donnell, Pat (P), Miami (Fla.)	2022

## 17

Larson, Fred (C), Notre Dame	1925
*Lidberg, Carl (FB), Minnesota	1926
*Darling, Bernard (C), Beloit	1927-28
*Baker, Roy (B), Southern California	1929
*Dunn, Red (B), Marquette	1930
Wilson, Faye (B), Texas A&M	1931
*Evans, Lon (G), TCU	1933
*Bultman, Art (C), Marquette	1934
*Sauer, George (B), Nebraska	1937
Isbell, Cecil (B), Purdue	1938-42
Wehba, Ray (E), Southern California	1944
*Bucchianeri, Mike (G), Indiana	1945
Pregumian, Merv (G), Michigan	1946
Cody, Ed (B), Purdue	1947-48
Schuelte, Carl (C/DB), Marquette	1950-51
*McHan, Lamar (QB), Arkansas	1959-60
*Williams, Travis (RB/KR), Arizona State	1967
Tagge, Jerry (QB), Nebraska	1972-74
Whitehurst, David (QB), Furman	1977-83
Bracken, Don (P), Michigan	1985-90
*King, Don (DB), Southern Methodist	1987
Henrich, Craig (P), Notre Dame	1994-97
Adams, Davante (WR), Fresno State	2014-21
Ahmed, Ramiz (K), Nevada	2022

## 18

Wilkins, Elmer (E), Indiana	1925
*Purdy, Pid (B), Beloit	1926
Tuttle, George (E), Minnesota	1927
Young, Billy (G), Ohio State	1929
*Fitzgibbon, Paul (B), Creighton	1930
Saunders, Russ (FB), Southern California	1931
*Monnett, Bob (B), Michigan State	1933
Bruder, Hank (B), Northwestern	1936-38
Mulleneaux, Lee (C), Northern Arizona	1938
Disend, Leo (T), Albright	1940
Shirey, Fred (T), Nebraska	1940
Vant Hull, Fred (G), Minnesota	1942
Falkenstein, Tony (FB), St. Mary's (Calif.)	1943
Kercher, Bob (DE), Georgetown	1944
*Urban, Alex (E), South Carolina	1944
Keuper, Ken (B), Georgia	1945-47
Cremer, Ted (E), Auburn	1948
Ferry, Lou (T), Villanova	1949
Drulis, Chuck (G), Temple	1950

## DID YOU KNOW ...

In 1952, the National Football League established a system for numbering players, with a vague exemption for "nationally known players." A year later, such players as Otto Graham (60 to 14) changed their jerseys to conform to the system. According to the mandate, quarterbacks and kickers were numbered 1-19, running backs and defensive backs 20-49, centers and linebackers 50-59, defensive linemen, guards and tackles 60-79 and receivers 80-89. Today, quarterbacks, punters and kickers are numbered 0-19, defensive backs 0-49, running backs, fullbacks, tight ends, H-backs and wide receivers 0-49 and 80-89, offensive linemen 50-79, defensive linemen 50-79 and 90-99, and linebackers 0-59 and 90-99.

Robinson, Charley (G), Morgan State	1951
*Rote, Tobin (QB), Rice	1952-56
*Roach, John (QB), Southern Methodist	1961
Duncan, Ken (P), Tulsa	1971
Walker, Randy (P), Northwestern (La.) State	1974
Danelo, Joe (K), Washington State	1975
Vataha, Randy (WR), Stanford	1977
Zorn, Jim (QB), Cal Poly-Pomona	1985
Shield, Joe (QB), Trinity (Conn.)	1986
*Washington, Chuck (DB), Arkansas	1987
Tomczak, Mike (QB), Ohio State	1991
Pederson, Doug (QB), Northeast La.	1996-98, 2001-04
Holiday, Carlyle (WR), Notre Dame	2006-07
Cobb, Randall (WR), Kentucky	2011-18, 21-22

## 19

McAuliffe, Jack (HB), Beloit	1926
Mayer, Frank (G), Notre Dame	1927
*Smith, Red (G), Notre Dame	1927
*Bowdoin, Jim (G), Alabama	1928
*Nash, Tom (E), Georgia	1929, 32
Hanny, Frank (T), Indiana	1930
*McCrary, Herdis (B), Georgia	1931
*Michalske, Mike (G), Penn State	1932
Mott, Norm (B), Georgia	1933
*Norgard, Al (E), Stanford	1934
*Herber, Arnie (B), Regis	1937
Mulleneaux, Carl (E), Utah State	1938-41, 45-46
*Bucchianeri, Mike (G), Indiana	1944
*Riddick, Ray (E), Fordham	1946
McDougal, Bob (B), Miami (Fla.)	1947
Olsen, Ralph (E), Utah	1949
Baldwin, Al (E), Arkansas	1950
*Orlich, Dan (E), Nevada	1951
Brown, Carlos (QB), Pacific	1975-76
Douglass, Bobby (QB), Kansas	1978
*Birney, Tom (K), Michigan State	1979-80
Pisarkiewicz, Steve (QB), Missouri	1980
Campbell, Rich (QB), California	1981-84
*Schroeder, Bill (WR), Wisconsin-La Crosse	1994
Jones, Jamal (WR/KR), North Carolina A&T	2005
Bodiford, Shaun (WR), Portland State	2006-07
Ealy, Biren (WR), Houston	2009
White, Myles (WR), Louisiana Tech	2013
St. Brown, Equanimous (WR), Notre Dame	2018, 20-21

## 20

*Enright, Rex (FB), Notre Dame	1926
*O'Donnell, Dick (E), Minnesota	1927-28
*Lambeau, Earl "Curly" (B), Notre Dame	1929
*McNally (Blood), Johnny (B), St. John's	1931-32
Greeney, Norm (G), Notre Dame	1933
Casper, Charley (B), TCU	1934
*Sandifer, Dan (B), Louisiana State	1952
Bailey, Byron (HB), Washington State	1953
Miller, Don (B), Southern Methodist	1954
Bookout, Billy (DB), Austin	1955-56
Petibbon, John (DB), Notre Dame	1957
Francis, Joe (B), Oregon State	1958-59
Widby, Ron (P), Tennessee	1972-73
*Tullis, Walter (WR), Delaware State	1978
Turner, Wylie (DB), Angelo State	1979-80
Williams, Delvin (RB), Kansas	1981
Winters, Chet (RB), Oklahoma	1983
Turner, Maurice (RB), Utah State	1985
Berry, Ed (DB), Utah State	1986
Cook, Kelly (RB), Oklahoma State	1987
Hargrove, James (RB), Wake Forest	1987
McGruder, Michael (CB), Kent State	1989
Williams, Kevin (RB), UCLA	1993
*Cooks, Kerry (S), Iowa	1998
Rossum, Allen (CB/KR), Notre Dame	2000-01
Anderson, Marques (S), UCLA	2002-03
Jackson, James (RB), Miami (Fla.)	2004
*Roman, Mark (S), Louisiana State	2005
*Bigby, Atari (S), Central Florida	2006-10
Green, Alex (RB), Hawai'i	2011-12
Dorleant, Makinton (CB), Northern Iowa	2016
King, Kevin (CB), Washington	2017-21
Ford, Rudy (S), Auburn	2022

## 21

*Lewellen, Verne (B), Nebraska	1927
*Purdy, Pid (B), Beloit	1927
*Baker, Roy (B), Southern California	1928
*Nash, Tom (E), Georgia	1928
Evans, Jack (B), California	1929
Haycraft, Ken (E), Minnesota	1930
*Gantenbein, Milt (E), Wisconsin	1931-32
*Goldenberg, Charles (G/B), Wisconsin	1933
Banet, Herb (B), Manchester	1937
Tinsley, Pete (G/LB), Georgia	1938-45
Sparis, Al (G), UCLA	1946

Cuff, Ward (B), Marquette	1947
Smith, Ed (HB), Texas Mines	1948-49
DiPietro, Ray (G), Ohio State	1950-51
Jeter, Bob (DB), Iowa	1963-70
*Hall, Charlie (CB), Pittsburgh	1971-74
*Hadl, John (QB), Kansas	1975
Wagner, Steve (DB), Wisconsin	1976-79
Jolly, Mike (S), Michigan	1980, 82-83
Crouse, Ray (RB), Nevada-Las Vegas	1984
Fullwood, Brent (RB), Auburn	1987-90
Fuller, Joe (CB), Northern Iowa	1991
Carter, Carl (CB), Texas Tech	1992
Duckett, Forey (CB), Nevada-Reno	1994
Newsome, Craig (CB), Arizona State	1995-98
Berry, Gary (S), Ohio State	2000
Jue, Bhawoh (CB/S), Penn State	2001-04
Little, Earl (S), Miami (Fla.)	2005
Woodson, Charles (CB/S), Michigan	2006-12
Clinton-Dix, Ha Ha (S), Alabama	2014-18
Jamerson, Natrell (CB), Wisconsin	2018
Stokes, Eric (CB), Georgia	2021-22

## 22

*Quatse, Jess (T), Pittsburgh	1933
*Dilweg, Lavvie (E), Marquette	1927-33
*Gantenbein, Milt (E), Wisconsin	1935-40
Pannell, Ernie (T), Texas A&M	1941-42, 45
*Riddick, Ray (E), Fordham	1942
*Evans, Dick (E), Iowa	1943
Bilda, Dick (B), Marquette	1944
*McKay, Roy (B), Texas	1946-47
*Rhodemyre, Jay (C/LB), Kentucky	1948-49
Grimes, Billy (HB), Oklahoma A&M	1950-52
*Boone, J.R. (B), Tulsa	1953
Papit, Johnny (HB), Virginia	1953
Roberts, Bill (HB), Dartmouth	1956
Shanley, Jim (HB), Oregon	1958
*Butler, Bill (B), Chattanooga	1959
Pitts, Elijah (RB), Philander Smith	1961-69, 71
Staggers, Jon (WR), Missouri	1972-74
Lee, Mark (CB), Washington	1980-90
Billups, Lewis (CB), North Alabama	1992
McGill, Lenny (CB), Arizona State	1994-95
Brooks, Bucky (CB), North Carolina	1996-97
Holmes, Darick (RB), Portland State	1998
Parker, De'Mond (RB), Oklahoma	1999-2000
Thibodeaux, Keith (CB), Northwestern (La.) St.	2001
Metcalfe, Eric (RB/KR), Texas	2002
Luchey, Nick (FB), Miami (Fla.)	2003-04
Manuel, Marquand (S), Florida	2006
Lee, Pat (CB), Auburn	2008, 10-11
McMillian, Jerron (S), Maine	2012-13
Bell, Kahili (RB), UCLA	2013
Ripkowski, Aaron (FB), Oklahoma	2015-17
Jackson, Darius (RB), Eastern Michigan	2018
Bibbs, Kapri (RB), Colorado State	2018
Williams, Dexter (RB), Notre Dame	2019-20
Jean-Charles, Shemar (CB), Appalachian State	2021-22

## 23

*Woodin, Whitey (G), Marquette	1927-31
*Minick, Paul (G), Iowa	1929
Smith, Ben (E), Alabama	1933
Witte, Earl (B), Gustavus Adolphus	1934
Mattos, Harry (B), St. Mary's (Calif.)	1936
Daniell, Averel (T), Pittsburgh	1937
*Urban, Alex (E), South Carolina	1941
Ohlgren, Earl (DE), Minnesota	1942
Lankas, Jim (FB), St. Mary's (Calif.)	1943
*Perkins, Don (FB), Platteville St. Teachers	1944
Goodnight, Clyde (E), Tulsa	1945-49
Pritko, Steve (E), Villanova	1949-50
Jansante, Val (E), Duquesne	1951
*Nussbaumer, Bob (B), Michigan	1951
*Sandifer, Dan (B), Louisiana State	1953
*Capuzzi, Jim (B), Cincinnati	1955
Young, Glenn (DB), Purdue	1956
*Romine, Al (HB), Alabama	1958
Winslow, Paul (HB), North Carolina Central	1960
Norton, Jerry (DB), Southern Methodist	1963-64
*Williams, Travis (RB/KR), Arizona State	1967-70
Hudson, Bob (RB), Northeastern (Okla.) State	1972
Leigh, Charlie (RB), No college	1974
Randolph, Terry (DB), American International	1977
Harvey, Maurice (S), Ball State	1981-83
Clanton, Chuck (DB), Auburn	1985
Greene, Tiger (S), Western Carolina	1986-90
McCloughan, Dave (CB), Colorado	1992
Walker, Sammy (CB), Texas Tech	1993
Dorsett, Matthew (CB), Southern	1995
Blackmon, Roosevelt (CB), Morris Brown	1998
Jenkins, Billy (S), Howard	2001
Gordon, Darrien (CB/KR), Stanford	2002
*Roman, Mark (S), Louisiana State	2004



Herron, Noah (RB), Northwestern	2005-06
Nance, Dimitri (RB), Arizona State	2010
Franklin, Johnathan (RB), UCLA	2013
Randall, Damarious (CB), Arizona State	2015-17
Alexander, Jaire (CB), Louisville	2018-22

## 24

Jones, Bruce (G), Alabama	1927-28
*McNally (Blood), Johnny (B), St. John's	1929-30
Don Carlos, Waldo (C), Drake	1931
*Perry, Claude (T), Alabama	1932
Sarafiny, Al (C), St. Edward's	1933
*Michalske, Mike (G), Penn State	1934
O'Connor, Bob (T), Stanford	1935
*Laws, Joe (B), Iowa	1937-45
*Reid, Floyd (HB), Georgia	1952-56
Wood, Willie (S), Southern California	1960-71
McBride, Ron (RB), Missouri	1973
Cray, Johnnie (S), Cal State-Fullerton	1975-83
Gade, Mossy (DB), Texas	1985-86
Jakes, Van (CB), Kent State	1989
Hauck, Tim (S), Montana	1991-94
Hayden, Aaron (RB), Tennessee	1997
Edwards, Antuan (CB/S), Clemson	1999-2003
Thomas, Joey (CB), Montana State	2004-05
Bush, Jarrett (CB/S), Utah State	2006-14
Rollins, Quinten (CB), Miami (Ohio)	2015-17
Coleman, Lavon (RB), Washington	2018
*Greene, Raven (S), James Madison	2019-20
Yiadom, Isaac (CB), Boston College	2021
Carpenter, Tariq (S), Georgia Tech	2022

## 25

*Rosatti, Rudy (T), Michigan	1927
Griffen, Harold (C), Iowa	1928
*Minick, Paul (G), Iowa	1929
*Woodin, Whitey (G), Marquette	1929
*Engelmann, Wuert (B), South Dakota St.	1931-33
*Evans, Lon (G), TCU	1934
*Sauer, George (B), Nebraska	1935-36
*Jankowski, Ed (B), Wisconsin	1937
Zupek, Al (E), Lawrence	1946
West, Pat (B), Southern California	1948
Wizbicki, Alex (B), Holy Cross	1950
Davis, Harper (B), Mississippi State	1951
Losch, Jack (HB), Miami (Fla.)	1956
Kinard, Billy (B), Mississippi	1957-58
Brown, Tim (HB), Ball State	1959
*Butler, Bill (B), Chattanooga	1959
Moore, Tom (HB), Vanderbilt	1960-65
Hampton, Dave (RB), Wyoming	1969-71
Goodman, Les (RB), Yankton	1973-74
Huckleby, Harlan (RB), Michigan	1980-85
Weigel, Lee (RB), Wisconsin-Eau Claire	1987
Collins, Patrick (RB), Oklahoma	1988
Clark, Vinnie (CB), Ohio State	1991-92
Oliver, Muhammad (CB), Oregon	1993
Levens, Dorsey (RB), Georgia Tech	1994-2001
Whitley, James (S), Michigan	2003-04
Underwood, Marviel (S), San Diego State	2005
Grant, Ryan (RB), Notre Dame	2007-12
Nixon, James (CB), California (Pa.)	2013
Evans, Marwin (S), Utah State	2016-17
Redmond, Will (CB/S), Mississippi State	2018-20
Nixon, Keisean (CB), South Carolina	2022

## 26

*Perry, Claude (T), Alabama	1927-30
*Nash, Tom (E), Georgia	1929
*Herber, Arnie (B), Regis	1931
*Van Sickle, Clyde (C), Arkansas	1933
*Butler, Frank (C/T), Michigan State	1934
McNally (Blood), Johnny (B), St. John's	1935
Sturgeon, Lyle (T), North Dakota State	1937
*Forte, Bob (B), Arkansas	1946
Kelley, Bill (E), Texas Tech	1949
Pearson, Lindell (HB), Oklahoma	1952
*Peffrey, Ray (E), Eastern Kentucky	1952
Dawson, Gib (HB), Texas	1953
*Capuzzi, Jim (B), Cincinnati	1956
Gorgal, Ken (DB), Purdue	1956
Alderley, Herb (CB), Michigan State	1961-69
Walsh, Ward (RB), Colorado	1972
Torkelson, Eric (RB), Connecticut	1974-79, 81
Lewis, Tim (CB), Pittsburgh	1983-86
*Jay, Craig (TE), Mount Senario	1987
Cecil, Chuck (S), Arizona	1988-92
*Thompson, Darrell (RB), Minnesota	1994
Collins, Mark (CB), Cal State-Fullerton	1997
Swiney, Erwin (CB), Nebraska	2002-03
Horton, Jason (CB), North Carolina A&T	2004-05
Peprah, Charlie (S), Alabama	2006-08, 10-11
Bell, Josh (CB), Baylor	2009

Harris, DuJuan (RB), Troy	2012, 14
Waters, Herb (CB), Miami (Fla.)	2016
Breeland, Bashaud (CB), Clemson	2018
Savage, Darnell (S), Maryland	2019-22

## 27

*Basing, Myrt (B), Lawrence	1927
*Molenda, Bo (B), Michigan	1928-30
*Perry, Claude (T), Alabama	1931
*Hinkle, Clarke (FB), Bucknell	1932
*Hubbard, Cal (T), Geneva	1933
*Bruder, Hank (B), Northwestern	1935-36
Midler, Lou (DE), Minnesota	1940
Ranspot, Keith (E), Southern Methodist	1942
Adams, Chet (T), Ohio State	1943
*Barnett, Solon (T), Baylor	1945
*Tollefson, Chuck (G), Iowa	1946
Jacobs, Jack (B), Oklahoma	1947-49
Coutre, Larry (HB), Notre Dame	1950, 53
Switzer, Veryl (B), Kansas State	1954-55
Gorgal, Ken (DB), Purdue	1956
Symank, John (DB), Florida	1957-62
Mack, Red (WR), Notre Dame	1966
*James, Claudis (WR), Jackson State	1967-68
*Randolph, Al (DB), Iowa	1971
Austin, Hise (DB), Prairie View A&M	1973
Taylor, Cliff (RB), Memphis State	1976
Hoyes, Gary (DB), Fresno State	1984-86
Elliott, Tony (DB), Central Michigan	1987
Fontenot, Herman (RB), Louisiana State	1989-90
Buckley, Terrell (CB), Florida State	1992-94
Jones, Calvin (RB), Nebraska	1996
Blair, Michael (RB), Ball State	1998
McBride, Tod (CB/S), UCLA	1999-2002
Hawthorne, Michael (CB/S), Purdue	2003-04
Blackmon, Will (CB), Boston College	2006-09
Smith, Anthony (S), Syracuse	2010
Lacy, Eddie (RB), Alabama	2013-16
Jones, Josh (S), North Carolina State	2017-18
Smith, Tremon (CB), Central Arkansas	2019
Taylor, Patrick (RB), Memphis	2021-22

## 28

*Smith, Red (G), Notre Dame	1927, 29
*McCrary, Herdis (B), Georgia	1929-30
*Michalske, Mike (G), Penn State	1931
*Kurth, Joe (T), Notre Dame	1933
Maddox, George (T), Kansas State	1935
Smith, Ed (B), New York Univ.	1937
Christman, Paul (QB), Missouri	1950
Thomason, Bobby (QB), Virginia Military	1951
Self, Clarence (B), Wisconsin	1952, 54-55
*Rowser, John (DB), Michigan	1967
Harden, Leon (S), Texas-El Paso	1970
Buchanan, Willie (CB), San Diego State	1972-78
McLeod, Mike (DB), Montana State	1984-85
Watts, Albert (DB), Southern California	1986
Pitts, Ron (CB), UCLA	1988-90
Mullen, Roderick (CB/S), Grambling State	1995-97
Mitchell, Basil (RB), TCU	1999-2000
Bowen, Matt (S), Iowa	2001-02
Carroll, Ahmad (CB), Arkansas	2004-06
Pope, P.J. (RB), Bowling Green	2006
Lumpkin, Kregg (RB), Georgia	2008
*Underwood, Brandon (CB), Cincinnati	2010
Richardson, Sean (S), Vanderbilt	2012-15
Hawkins, Josh (CB), East Carolina	2016-17
Brown, Tony (CB), Alabama	2018-19
Dillon, AJ (RB), Boston College	2020-22

## 29

*Earp, Jug (C), Monmouth	1927-28
*McCrary, Herdis (B), Georgia	1929
*Darling, Bernard (C), Beloit	1929-31
*Peterson, Les (E), Texas	1932
*Bettencourt, Larry (C), St. Mary's (Calif.)	1933
*Laws, Joe (B), Iowa	1935-36
Lester, Darrell (C), TCU	1937-38
Brock, Charley (C/LB), Nebraska	1939-47
Wood, Bobby (T), Alabama	1940
Williams, Howard (DB), Howard	1962-63
Dunaway, Dave (WR), Duke	1968
Matthews, Al (DB), Texas A&I	1970-75
McCoy, Mike C. (DB), Colorado	1976-83
Stills, Ken (S), Wisconsin	1985-89
Woods, Jerry (S), Northern Michigan	1990
Wilson, Marcus (RB), Virginia	1992-95
Harris, Raymont (RB), Ohio State	1998
Goodman, Herbert (RB), Graceland	2000-01
Fuller, Curtis (S), TCU	2003-04
*Williams, Walt (RB), Grambling State	2005
Culver, Tyrone (S), Fresno State	2006
Martin, Derrick (S), Wyoming	2009-10

Hayward, Casey (CB), Vanderbilt	2012-15
Brice, Kentrell (S), Louisiana Tech	2016-18
Hollman, Ka'dar (CB), Toledo	2019-20
Douglas, Rasul (CB), West Virginia	2021-22

### 30

*Cahoon, Ivan (T), Gonzaga	1927-28
*O'Donnell, Dick (E), Minnesota	1929-30
*Molenda, Bo (B), Michigan	1931-32
*Michalske, Mike (G), Penn State	1932
*Bettencourt, Larry (C), St. Mary's (Calif.)	1933
*Gantenbein, Milt (E), Wisconsin	1933
*Hinkle, Clarke (FB), Bucknell	1933, 35, 37-41
*Barragar, Nate (C), Southern California	1934
Mercein, Chuck (RB), Yale	1967-69
Krause, Larry (RB), St. Norbert	1970-71, 73-74
Patton, Ricky (RB), Jackson State	1979
Whitaker, Bill (DB), Missouri	1981-82
Carruth, Paul Ott (RB), Alabama	1986-88
*Morris, Jim Bob (DB), Kansas State	1987
Webb, Chuck (RB), Tennessee	1991
*Harris, Corey (WR/CB/KR), Vanderbilt	1993-94
*Henderson, William (FB), North Carolina	1995-97
*Green, Ahman (RB), Nebraska	2000-06
Kuhn, John (FB), Shippensburg	2007-15
Davis, Knile (RB), Arkansas	2016
Williams, Jamaal (RB), Brigham Young	2017-20
Davis, Shawn (S), Florida	2021

### 31

*Lewellen, Verne (B), Nebraska	1929-30
Jenison, Ray (T), South Dakota State	1931
*Barragar, Nate (C), Southern California	1931, 35
*Van Sickle, Clyde (C), Arkansas	1932
*Michalske, Mike (G), Penn State	1933
*Kurth, Joe (T), Notre Dame	1934
Prescott, Harold (E), Hardin-Simmons	1946
Harding, Roger (C), California	1949
Boedecker, Bill (B), Kalamazoo	1950
*Mann, Bob (E), Michigan	1951
*Cone, Fred (FB/K), Clemson	1952-57
Taylor, Jim (FB), Louisiana State	1958-66
Williams, Perry (RB), Purdue	1969-73
Culbreath, Jim (FB), Oklahoma	1977-79
Ellis, Gerry (FB), Missouri	1980-86
Hunter, Tony (RB), Minnesota	1987
Rice, Allen (RB), Baylor	1991
McGee, Buford (FB), Mississippi	1992
Teague, George (S), Alabama	1993-95
Smith, Rod (CB), Notre Dame	1998
Vinson, Fred (CB), Vanderbilt	1999
Akins, Chris (S), Arkansas-Pine Bluff	2000-01
Harris, Al (CB), Texas A&M-Kingsville	2003-09
House, Davon (CB), New Mexico State	2011-14, 17-18
Amos, Adrian (S), Penn State	2019-22

### 32

*Dunn, Red (B), Marquette	1929
*Bowdoin, Jim (G), Alabama	1929-30
Comstock, Rudy (G), Georgetown	1931-33
*Bultman, Art (C), Marquette	1934
*Perry, Claude (T), Alabama	1935
Becker, Wayland (E), Marquette	1936-38
*Biolo, John (G), Lake Forest	1939
*Uram, Andy (B), Minnesota	1941
Lusteg, Booth (K), Connecticut	1969
Highsmith, Don (RB), Michigan State	1973
Starch, Ken (RB), Wisconsin	1976
Atkins, Steve (RB), Maryland	1979-81
Simmons, John (DB), Southern Methodist	1986
*King, Don (DB), Southern Methodist	1987
Brown, Dave (CB), Michigan	1987-89
Avery, Steve (FB), Northern Michigan	1991
Stephens, John (RB), Northwestern (La.) State	1993
Cobb, Reggie (RB), Tennessee	1994
Jervey, Travis (RB), The Citadel	1995-98
Mealey, Rondell (RB), Louisiana State	2001-02
Westbrook, Bryant (CB), Texas	2002
*Williams, Walt (RB), Grambling State	2004
Lee, ReShard (RB), Middle Tennessee State	2005
Jackson, Brandon (RB), Nebraska	2007-10
Benson, Cedric (RB), Texas	2012
Banjo, Chris (S), Southern Methodist	2013-15
Michael, Christine (RB), Texas A&M	2016
Mays, Devante (RB), Utah State	2017
Carson, Tra (RB), Texas A&M	2018-19
Ervin, Tyler (RB), San Jose State	2019-20
Hill, Kylin (RB), Mississippi State	2021-22

### 33

Kern, Bill (T), Pittsburgh	1929
*Engelmann, Wuert (B), South Dakota State	1930
*Radick, Ken (E), Marquette	1931
*Hinkle, Clarke (FB), Bucknell	1932
*Bultman, Art (C), Marquette	1933
*Michalske, Mike (G), Penn State	1935
Clemens, Cal (B), Southern California	1936
Peterson, Ray (B), San Francisco	1937
Weisberger, Dick (B), Villamette	1938-40, 42
*Bucchieneri, Mike (G), Indiana	1941
Sorenson, Lester (G), Utah State	1943-45
*Gateway, Glen (C), Baylor	1946-47
Baxter, Lloyd (C), Southern Methodist	1948
Burris, Paul (G), Oklahoma	1949-51
Floyd, Bobby Jack (FB), TCU	1952
*Clemens, Bob (FB), Georgia	1955
Purnell, Frank (FB), Alcorn A&M	1957
*Nitschke, Ray (LB), Illinois	1958
Carpenter, Lew (B), Arkansas	1959-63
Grabowski, Jim (RB), Illinois	1966-70
Smith, Barty (RB), Richmond	1974-80
Jensen, Jim (RB), Iowa	1981-82
Clark, Jessie (FB), Arkansas	1983-87
Sterling, John (RB), Central Oklahoma	1987
Woodside, Keith (RB), Texas A&M	1988-91
Evans, Doug (CB), Louisiana Tech	1993-97
*Henderson, William (FB), North Carolina	1998-2006
*Underwood, Brandon (CB), Cincinnati	2009
Saine, Brandon (RB), Ohio State	2011-12
Hyde, Micah (CB/DB), Iowa	2013-16
Jones, Aaron (RB), Texas-El Paso	2017-22

### 34

*Lidberg, Carl (FB), Minnesota	1929
*Sleight, Elmer (T), Purdue	1930
*Bowdoin, Jim (G), Alabama	1931
*Stahliman, Dick (T), DePaul	1932
*Rose, Al (E), Texas	1933
*Engelbreten, Paul (G), Northwestern	1935-41
*Roskie, Ken (B), South Carolina	1948
*Spencer, Joe (T), Oklahoma A&M	1950-51
Chandler, Don (K), Florida	1965-67
Middleton, Terdell (RB), Memphis State	1977-81
Clark, Allan (RB), Northern Arizona	1982
Rash, Lou (DB), Mississippi Valley State	1987
Mason, Larry (RB), Troy State	1988
Bennett, Edgar (RB), Florida State	1992-96
McKenzie, Mike (CB), Memphis	1999-2004
*Dendy, Patrick (CB), Rice	2005
Morency, Vernard (RB), Oklahoma State	2006-07
*Green, Ahman (RB), Nebraska	2009
White, Johnny (RB), North Carolina	2012
Hill, Michael (RB), Missouri Western State	2013
Jackson, Don (RB), Nevada	2016
Russell, KeiVarae (CB), Notre Dame	2020
Abernathy, Micah (S), Tennessee	2022

### 35

*Ashmore, Roger (T), Gonzaga	1929
*Radick, Ken (E), Marquette	1930
*Nash, Tom (E), Georgia	1931-32
Vairo, Dominic (E), Notre Dame	1935
*Butler, Frank (C/T), Michigan State	1938
Balasz, Frank (B), Iowa	1939-41
Flowers, Bob (C/LB), Texas Tech	1942-49
Johnson, Glenn (T), Arizona State	1949
*Tonnmaker, Clayton (LB/C), Minnesota	1950
Michaels, Walt (G), Washington & Lee	1951
*Clemens, Bob (FB), Georgia	1955
Mestnik, Frank (FB), Marquette	1963
Jacobs, Allen (HB), Utah	1965
Conway, Dave (K), Texas	1971
Rodgers, Del (RB/KR), Utah	1982, 84
Willhite, Kevin (RB), Oregon	1987
Haddix, Michael (FB), Mississippi State	1989-90
Wilson, Ray (S), New Mexico	1994
Graham, Jay (RB), Tennessee	2002
Gado, Samkon (RB), Liberty	2005-06
Hall, Corey (FB), Boise State	2007-10
Whitehead, Jermaine (S), Auburn	2016-18
Pleasant, Eddie (S), Oregon	2018
*Campbell, Ibrahim (S), Northwestern	2019
Nickerson, Pary (CB), Tulane	2020
Ballentine, Corey (CB), Washburn	2022

### 36

*Michalske, Mike (G), Penn State	1929-30, 37
*Stahliman, Dick (T), DePaul	1931
*Quatse, Jess (T), Pittsburgh	1933
Tenner, Bob (E), Minnesota	1935
*Scherer, Bernie (E), Nebraska	1938

Steen, Frank (E), Rice	1939
Van Every, Hal (B), Minnesota	1940-41
*Bennett, Earl (G), Hardin-Simmons	1946
Girard, Jug (B), Wisconsin	1948-51
Wilson, Ben (FB), Southern California	1967
Carter, Mike (WR), Sacramento State	1970
Lane, MacArthur (RB), Utah State	1972-74
Sampson, Howard (DB), Arkansas	1978-79
Davis, Kenneth (RB), TCU	1986-88
Butler, LeRoy (CB/S), Florida State	1990-2001
Collins, Nick (S), Bethune-Cookman	2005-11
Gunter, LaDarious (CB), Miami (Fla.)	2015-17
*Greene, Raven (S), James Madison	2018
Scott, Vernon (S), TCU	2020-21

## 37

*Perry, Claude (T), Alabama	1929-33
*Nash, Tom (E), Georgia	1929-30
*Sleight, Elmer (T), Purdue	1931
*Rose, Al (E), Texas	1932
*Johnston, Chester (B), Marquette	1934
*Seibold, Champ (T), Wisconsin	1935-36
Schammel, Francis (G), Iowa	1937
Jones, Tom (G), Bucknell	1938
Brennan, Jack (G), Michigan	1939
Berry, Connie (E), North Carolina State	1940
McLaughlin, Lee (G), Virginia	1941
Reichardt, Bill (FB), Iowa	1952
Ferguson, Howie (FB), No college	1953-58
Hickman, Larry (FB), Baylor	1960
*Crutcher, Tommy (LB), TCU	1964
*Wandersea, Phil (LB/DE), Massachusetts	1966
Livingston, Dale (K), Western Michigan	1970
*Randolph, Al (DB), Iowa	1971
Thomas, Ike (DB), Bishop	1972-73
Wells, Terry (RB), Southern Mississippi	1975
Moresco, Tim (DB), Syracuse	1977
Murphy, Mark (S), West Liberty State	1980-85, 87-91
Johnson, KeShon (CB), Arizona	1994, 97
Williams, Tyrone (CB), Nebraska	1996-2002
Hawkins, Mike (CB), Oklahoma	2005
Rouse, Aaron (S), Virginia Tech	2007-09
Shields, Sam (CB), Miami (Fla.)	2010-16
Jackson, Josh (CB), Iowa	2018-20

## 38

*Earp, Jug (C), Monmouth	1929
*Lidberg, Carl (FB), Minnesota	1930
*Hubbard, Cal (T), Centenary, Geneva	1931
*Bultman, Art (C), Marquette	1933
*McCrary, Herdis (B), Georgia	1933
*Laws, Joe (B), Iowa	1934
*Herber, Arnie (B), Regis	1935-40
*Sample, Chuck (B), Toledo	1942, 45
Luhn, Nolan (E), Tulsa	1945-49
*Rote, Tobin (QB), Rice	1950-51
Mercer, Mike (K), Northern Arizona	1968-69
Webster, Tim (K), Arkansas	1971
Scales, Hurlles (DB), North Texas State	1975
Hood, Estus (DB), Illinois State	1978-84
Sullivan, John (DB), California	1986
*Washington, Chuck (DB), Arkansas	1987
Jefferson, Norman (DB), Louisiana State	1987-88
White, Adrian (S), Florida	1992
Pickens, Bruce (CB), Nebraska	1993
Satterfield, Brian (FB), North Alabama	1996
McElmurry, Blaine (S), Montana	1997
*Snider, Matt (FB), Richmond	1999
Thornburg, Jeremy (S), Northern Arizona	2005
Crockett, John (RB), North Dakota State	2015
Williams, Tramon (CB), Louisiana Tech.	2007-14, 18-19
Gaines, Innis (S), TCU	2021-22

## 39

*Hubbard, Cal (T), Geneva	1929
*Earp, Jug (C), Monmouth	1930-32
*Bettencourt, Larry (C), St. Mary's (Calif.)	1933
*Hinkle, Clarke (FB), Bucknell	1933
Paulekas, Tony (C), Washington & Jefferson	1936
*Evans, Lon (G), TCU	1937
Heath, Stan (QB), Nevada	1949
*Martinkovic, John (DE), Xavier	1951
Mann, Errol (K), North Dakota	1968
Hill, Jim (DB), Texas A&I	1972-74
Johnson, Sammy (RB), North Carolina	1979
Meade, Mike (FB), Penn State	1982-83
Burgess, Ronnie (DB), Wake Forest	1985
*Johnson, Kenneth (DB), Mississippi State	1987
Parker, Freddie (RB), Mississippi Valley State	1987
*Thompson, Darrell (RB), Minnesota	1990-93
*Prior, Mike (S), Illinois State	1994-98

Carter, Tony (FB), Minnesota	2002
Fontenot, Therrian (CB), Fresno State	2005
Ford, Trevor (CB), Troy	2009
Goodson, Demetri (CB), Baylor	2014-16
*Campbell, Ibraheim (S), Northwestern	2018
Sullivan, Chandon (CB), Georgia State	2019-21

## 40

*Cahoon, Ivan (T), Gonzaga	1929
*Hubbard, Cal (T), Geneva	1930, 32
*Michalske, Mike (G), Penn State	1935
*Scherer, Bernie (E), Nebraska	1936
Lee, Bill (T), Alabama	1937-42, 46
*Schwammel, Ade (T), Oregon State	1943
Forte, Aldo (G), Montana	1947
Eason, Roger (G), Oklahoma	1949
*Elliott, Carlton (E), Virginia	1951
Aldridge, Ben (B), Oklahoma A&M	1953
Johnson, Joe (HB), Boston College	1954-58
Hackbart, Dale (DB), Wisconsin	1960-61
Gros, Earl (FB), Louisiana State	1962-63
Brown, Tom (DB), Maryland	1964-68
Kopay, Dave (RB), Washington	1972
Van Valkenburg, Pete (RB), Brigham Young	1974
Harrell, Willard (RB), Pacific	1975-77
Ivery, Eddie Lee (RB), Georgia Tech	1979-86
King, David (DB), Auburn	1987
Jackson, Johnnie (S), Houston	1992
Hayes, Chris (S), Washington State	1996
Terrell, Pat (S), Notre Dame	1998
Moore, Jason (S), San Diego State	2000
Fisher, Tony (RB), Notre Dame	2002-05
Miree, Brandon (FB), Pittsburgh	2006
Porter, Joe (CB), Rutgers	2008
Gordy, Josh (CB), Central Michigan	2010
Kerridge, Joe (FB), Michigan	2016-17
*Galeai, Tipa (LB), Utah State	2021-22

## 41

*O'Boyle, Harry (B), Notre Dame	1928
*Zuidmulder, Dave (B), St. Ambrose	1931
*Herber, Arnie (B), Regis	1932-33
*Laws, Joe (B), Iowa	1934
*Hinkle, Clarke (FB), Bucknell	1936
*Seibold, Champ (T), Wisconsin	1937-38
Kell, Paul (T), Notre Dame	1939-40
Earhart, Ralph (B), Texas Tech	1948-49
Robinson, Bill (HB), Lincoln (Mo.)	1952
Johnson, Marvin (DB), San Jose State	1952-53
Mihajlovich, Lou (DE), Indiana	1954
*Nix, Doyle (DB), Southern Methodist	1955
Freeman, Bob (DB), Auburn	1959
Coffey, Junior (RB), Washington	1965
Gibson, Paul (WR), Texas-El Paso	1972
Burrow, Jim (DB), Nebraska	1976
Osborn, Dave (RB), North Dakota	1976
Flynn, Tom (S), Pittsburgh	1984-86
Compton, Chuck (DB), Boise State	1987
*Johnson, Kenneth (DB), Mississippi State	1987
Robinson, Eugene (S), Colgate	1996-97
*Marshall, Torrance (LB/FB), Oklahoma	2002
Wishom, Jerron (CB), Louisiana Tech	2005
Walker, Frank (CB), Tuskegee	2007
*Havner, Spencer (TE/LB), UCLA	2009-10
Pipkins, Lenzy (CB), Oklahoma State	2017
Black, Henry (S), Baylor	2020-21

## 42

*Lambeau, Earl "Curly" (B), Notre Dame	1928
*O'Boyle, Harry (B), Notre Dame	1932
*Monnett, Bob (B), Michigan State	1934
McDonald, Dustin (G), Indiana	1935
Schoemann, Roy (C), Marquette	1938
*Uram, Andy (B), Minnesota	1939-43
Duhart, Paul (B), Florida	1944
Smith, Bruce (B), Minnesota	1945-48
Kranz, Kenneth (B), Milwaukee Teachers	1949
Cannava, Al (B), Boston College	1950
*Dreyer, Wally (B), Wisconsin	1950
*Carmichael, Al (HB), Southern California	1953-55
McIlhenny, Don (HB), Southern Methodist	1957-59
Brockington, John (RB), Ohio State	1971-77
Landers, Gary (FB), Clark	1978-79
Ellerson, Walt (FB), Wisconsin	1985-86
Dean, Walter (FB), Grambling State	1991
Sydney, Harry (FB), Kansas	1992
Johnson, LeShon (RB), Northern Illinois	1994-95
Dowden, Corey (CB), Tulane	1996
Sharper, Darren (CB/S), William & Mary	1997-2004
Wynn, DeShawn (RB), Florida	2007-09
Burnett, Morgan (S), Georgia Tech	2010-17
Burks, Oren (LB), Vanderbilt	2018-21

## 43

Webber, Dutch (E), Kansas State	1928
*McCrary, Herdis (B), Georgia	1932
*Peterson, Les (E), Texas	1934
*Svendsen, George (C/LB), Minnesota	1935-37
*Goldenberg, Charles (G/B), Wisconsin	1938-45
*Wells, Don (E), Georgia	1946-49
Kirby, Jack (B), Southern California	1949
*Wimberly, Abner (E), Louisiana State	1950
*Loomis, Ace (B), La Crosse St. Teachers	1952
Barton, Don (B), Texas	1953
*Boone, J.R. (B), Tulsa	1953
Hart, Doug (DB), Texas-Arlington	1964-71
Mason, Dave (DB), Nebraska	1974
*Thompson, Aundra (WR), East Texas State	1977-78
Monroe, Henry (DB), Mississippi State	1979
Jones, Darryl (DB), Georgia	1984-85
Morris, Larry (RB), Syracuse	1987
Kinder, Randy (CB), Notre Dame	1997
McGarrahan, Scott (S), New Mexico	1998-2000
Smith, Moe (RB), North Carolina A&T	2002
*Franz, Todd (S), Tulsa	2005
*Dendy, Patrick (CB), Rice	2006
Jennings, M. D. (S), Arkansas State	2011-13
Bradley, Hunter (LS), Mississippi State	2018-21

## 44

Marks, Larry (B), Indiana	1928
Apsit, Marger (B), Southern California	1932
*Goldenberg, Charles (G/B), Wisconsin	1935-37
*Ray, Baby (T), Vanderbilt	1938-48
McGeary, Clarence (DT), North Dakota State	1950
*Stephenson, Dave (G/C), West Virginia	1951
Dillon, Bobby (DB), Texas	1952-59
Anderson, Donny (RB), Texas Tech	1966-71
Kroll, Bob (S), Northern Michigan	1972-73
*Hall, Charlie (CB), Pittsburgh	1975-76
Anderson, Vickey Ray (FB), Oklahoma	1980
O'Steen, Dwayne (CB), San Jose State	1983-84
Mansfield, Von (DB), Wisconsin	1987
Mandeville, Chris (DB), California-Davis	1987-88
Holmes, Jerry (CB), West Virginia	1990-91
*McNabb, Dexter (FB), Florida	1993
Darkins, Chris (RB), Minnesota	1997
*Snider, Matt (FB), Richmond	2000
Davenport, Najeh (RB/FB), Miami (Fla.)	2002-05
Starks, James (RB), Buffalo	2010-16
Brown, Donatello (CB), Valdosta State	2017
Morrison, Antonio (LB), Florida	2018
Summers, Ty (LB), TCU	2019-21
Abram, Jonathan (S), Mississippi State	2022

## 45

*Lewellen, Verne (B), Nebraska	1928
*Bultman, Art (C), Marquette	1932
*Herber, Arnie (B), Regis	1934
*Hinkle, Clarke (FB), Bucknell	1934
*Smith, Ernie (T), Southern California	1935-37, 39
*Kuasisto, Bill (G), Minnesota	1941-45
*Wildung, Dick (T), Minnesota	1946-51
*Nix, Doyle (DB), Southern Methodist	1955
Tunnell, Emien (S), Iowa	1959-61
*Hatcock, Dave (DB), Memphis State	1966
*Rowser, John (DB), Michigan	1967-69
Hunt, Ervin (DB), Fresno State	1970
Smith, Perry (DB), Colorado State	1973-76
Thomas, Lavale (RB), Fresno State	1987-88
Sikahema, Vai (RB/KR), Brigham Young	1991
*McNabb, Dexter (FB), Florida	1992
*Prior, Mike (S), Illinois State	1993
Crawford, Keith (CB/WR), Howard Payne	1995, 99
*Cooks, Kerry (S), Iowa	1998
Combs, Derek (CB), Ohio State	2003
Johnson, Quinn (FB), Louisiana State	2009-10
Biegel, Vince (LB), Wisconsin	2017
Vitale, Danny (FB), Northwestern	2018-19
Lovett, John (TE), Princeton	2020
Wilson, Eric (LB), Cincinnati	2022

## 46

*Ashmore, Roger (T), Gonzaga	1928
*Lewellen, Verne (B), Nebraska	1931-32
*Gantenbein, Milt (E), Wisconsin	1933-34
*Evans, Lon (G), TCU	1935
*Letlow, Russ (G), San Francisco	1936-42, 46
Fries, Sherwood (G/LB), Colorado State	1943
*Tollefson, Chuck (G), Iowa	1944-45
Clemons, Ray (G), St. Mary's (Calif.)	1947
*Olsonoski, Larry (G), Minnesota	1948-49
Nichols, Hamilton (G), Rice	1951
Greminger, Hank (DB), Baylor	1956-65
Glass, Leland (WR), Oregon	1972-73

Luke, Steve (DB), Ohio State	1975-80
Harrison, Anthony (DB), Georgia Tech	1987
Richard, Gary (DB), Pittsburgh	1988
Workman, Vince (RB), Ohio State	1989-92
Robinson, Michael (CB), Hampton	1996
Bolden, Juran (CB), Mississippi Delta	1998
Armore, Rodney (S), Baylor	1999
Harris, Alonzo (RB), Louisiana-Lafayette	2015
Samuels, Stanford (CB), Florida State	2020
Wirtel, Steven (LS), Iowa State	2021

## 47

*Gantenbein, Milt (E), Wisconsin	1933
*Bruder, Hank (B), Northwestern	1934
*Rose, Al (E), Texas	1935-36
*Gordon, Lou (T), Illinois	1937
Bereznev, Paul (T), Fordham	1942-44
Lipscomb, Paul (T), Tennessee	1945-49
*Szafaryn, Len (T), North Carolina	1950
*Martinkovic, John (DE), Xavier	1951
*Moselle, Dom (B), Superior State	1952
Walker, Val Joe (DB), Southern Methodist	1953-56
Whittenton, Jesse (DB), Texas Western	1958-64
Rule, Gordon (DB), Dartmouth	1968-69
Davis, Dave (WR), Tennessee A&I	1971-72
Petway, David (S), Northern Illinois	1981
*Morris, Jim Bob (DB), Kansas State	1987
Mitchell, Roland (CB/S), Texas Tech	1991-94
Galbraith, Scott (TE), Southern California	1998
Bell, Tyrone (CB), North Alabama	1999
*Bigby, Atari (S), Central Florida	2005
Gordano, Matt (S), California	2009
Ryan, Jake (LB), Michigan	2015-17
Williams, Tim (LB), Alabama	2019
Rivers, Chauncey (LB), Mississippi State	2021
Hollins, Justin (LB), Oregon	2022

## 48

*Hinkle, Clarke (FB), Bucknell	1934
*Butler, Frank (C/T), Michigan State	1935-36
Miller, Ookie (C), Purdue	1938
Jacunski, Harry (E), Fordham	1939-44
*Perkins, Don (FB), Platteville St. Teachers	1945
*Nussbaumer, Bob (B), Michigan	1946
Cook, Ted (E/DB), Alabama	1948-50
*Loomis, Ace (B), La Crosse St. Teachers	1953
Psaltis, Jim (DB), Southern California	1954
*Carmichael, Al (HB), Southern California	1955-58
Pesonen, Dick (DB), Minnesota-Duluth	1960
*Hatcock, Dave (DB), Memphis State	1966
Ellis, Ken (CB), Southern	1970-75
Simpson, Nate (RB), Tennessee State	1977-79
*Morris, Lee (WR), Oklahoma	1987
Bartrum, Mike (TE), Marshall	1995
Kitts, Jim (FB), Ferrum	1998
Leach, Vonta (FB), East Carolina	2004-06
Thomas, Joe (LB), South Carolina State	2015-17

## 49

*Fitzgibbon, Paul (B), Creighton	1932
*Rose, Al (E), Texas	1934
*Kiesling, Walt (G), St. Thomas	1935-36
Howell, John (B), Nebraska	1938
*Orlich, Dan (E), Nevada	1949-50
Wicks, Bob (WR), Utah State	1974
*West, Ed (TE), Auburn	1984
Greenwood, David (S), Wisconsin	1986
Sutton, Mickey (CB), Montana	1989
*Wilner, Jeff (TE), Wesleyan (Conn.)	1995
Smith, Kevin (FB), UCLA	1996
*Hall, Lamont (TE), Clemson	1999
*Franz, Todd (S), Tulsa	2002
*Humphrey, Tory (TE), Central Michigan	2005
Alcorn, Zac (TE), Black Hills State	2006
Conroy, Robert (LB), Boston College	2010-13
Daufre, Dominique (TE), Indiana State	2020-21
Jones, Kobe (LB), Mississippi State	2022

## 50

*Perry, Claude (T), Alabama	1934
*Schwammel, Ade (T), Oregon State	1935-36, 43
*Monnett, Bob (B), Michigan State	1938
Thompson, Clarence (B), Minnesota	1939
Johnson, Bill (DE), Minnesota	1941
*Roskie, Ken (B), South Carolina	1948
*Rhodemyer, Jay (C/LB), Kentucky	1952
Curry, Bill (G), Georgia Tech	1965-66
*Hyland, Bob (C), Boston College	1967-69
Carter, Jim (LB), Minnesota	1970-75, 77-78
Wingo, Rich (LB), Alabama	1979, 81-84
Rafferty, Vince (C), Colorado	1987
Holland, Johnny (LB), Texas A&M	1987-93



Arthur, Mike (C), Texas A&M	1995-96
Davis, Anthony (LB), Utah	1999
Williams, K.D. (LB), Henderson State	2000-01
Navies, Hannibal (LB), Colorado	2003-04
Hawk, A.J. (LB), Ohio State	2006-14
Martinez, Blake (LB), Stanford	2016-19
*Galeai, Tipa (LB), Utah State	*2020
Mercilus, Whitney (LB), Illinois	2021
Tom, Zach (OL), Wake Forest	2022

## 51

*Goldenberg, Charles (G/B), Wisconsin	1934
*Hubbard, Cal (T), Geneva	1935
*Evans, Lon (G), TCU	1936
*Schneidman, Herm (B), Iowa	1938-39
*Lawrence, Jim (B), TCU	1939
*Frutig, Ed (E), Michigan	1941
Stonebraker, John (E), Southern California	1942
Comp, Irv (B), St. Benedict's	1943-49
*Szafaryn, Len (T), North Carolina	1950
Faverty, Hal (C/LB), Wisconsin	1952
Ringo, Jim (C), Syracuse	1953-63
*Hayhoe, Bill (T), Southern California	1969
Hefner, Larry (LB), Clemson	1972-75
Gueno, Jim (LB), Tulane	1976-80
Prather, Guy (LB), Grambling State	1981-85
Monaco, Ron (LB), South Carolina	1987
Weishuhn, Clayton (LB), Angelo State	1987
Simpkins, Ron (LB), Michigan	1988
Bush, Blair (C), Washington	1989-91
Brady, Jeff (LB), Kentucky	1992
Morrissey, Jim (LB), Michigan State	1993
Williams, Mark (LB), Ohio State	1994
Williams, Brian (LB), Southern California	1995-2000
*Marshall, Torrance (LB/FB), Oklahoma	2001-04
Poppinga, Brady (LB), Brigham Young	2005-10
Smith, D.J. (LB), Appalachian State	2011-12
Palmer, Nate (LB), Illinois State	2013, 15
Fackrell, Kyler (LB), Utah State	2016-19
Barnes, Krysl (LB), UCLA	2020-22

## 52

*Rose, Al (E), Texas	1932
*Bultman, Art (C), Marquette	1934
*Engelbretsen, Paul (G), Northwestern	1936
Buhler, Larry (B), Minnesota	1939-41
Snelling, Ken (B), UCLA	1945
*Kuusisto, Bill (G), Minnesota	1946
Skoglund, Bob (DE), Notre Dame	1947
Walker, Cleo (C/LB), Louisville	1970
*Winther, Wimpy (C), Mississippi	1971
Schmitt, John (C), Hofstra	1974
Weaver, Gary (LB), Fresno State	1975-79
Cumby, George (LB), Oklahoma	1980-85
Weddington, Mike (LB), Oklahoma	1986-90
Melka, James (LB), Wisconsin	1987
Winters, Frank (C/G), Western Illinois	1992-2002
Mathews, Clay (LB), Southern California	2009-18
Gary, Rashaan (LB), Michigan	2019-22

## 53

*McCrary, Herdis (B), Georgia	1933
*Schwammel, Ade (T), Oregon State	1934
*Gordon, Lou (T), Illinois	1936
*Svendsen, Earl (C), Minnesota	1939
*Evans, Dick (E), Iowa	1940
Ingalls, Bob (C/LB), Michigan	1942
*Stephenson, Dave (G/C), West Virginia	1953-55
Timberlake, George (LB/G), Southern California	1955
Palumbo, Sam (LB/C), Notre Dame	1957
Iman, Ken (C), Southeast Missouri State	1960-63
Car, Fred (LB), Texas-El Paso	1968-77
Chesley, Francis (LB), Wyoming	1978
*Douglass, Mike (LB), San Diego State	1979-85
Leopold, Bobby (LB), Notre Dame	1986
Turpin, Miles (LB), California	1986
Anderson, Aric (LB), Millikin	1987
Corker, John (LB), Oklahoma State	1988
Koonce, George (LB), East Carolina	1992-99
Morton, Mike (LB), North Carolina	2000
O'Neal, Andre (LB), Marshall	2001
Lenon, Paris (LB), Richmond	2002-05
*Havner, Spencer (LB/TE), UCLA	2008
Simpkins, Maurice (LB), Coastal Carolina	2010
Briggs, Diyral (LB), Bowling Green State	2010
Perry, Nick (LB), Southern California	2012-18
Garvin, Jonathan (LB), Miami (Fla.)	2020-22

## 54

Culver, Al (T), Notre Dame	1932
Jorgenson, Carl (T), St. Mary's (Calif.)	1934
*Johnston, Chester (B), Marquette	1936

Craig, Larry (E/B), South Carolina	1939-49
Schmidt, George (C), Lewis	1952
Walker, Malcolm (C), Rice	1970
*Winther, Wimpy (C), Mississippi	1971
McCarren, Larry (C), Illinois	1973-84
Schuh, Jeff (LB), Minnesota	1986
*Jensen, Greg (G), No college	1987
*Malancon, Rydell (LB), Louisiana State	1987
Stephen, Scott (LB), Arizona State	1987-91
Coleman, Keo (LB), Mississippi State	1993
*Harris, Bernardo (LB), North Carolina	1995
Cox, Ron (LB), Fresno State	1996
Joyner, Seth (LB), Texas-El Paso	1997
Waddy, Jude (LB), William & Mary	1998-99
Wayne, Nate (LB), Mississippi	2000-02
Josue, Steve (LB), Carson-Newman	2004
Manning, Roy (LB), Michigan	2005
Chillar, Brandon (LB), UCLA	2008-10
Moses, Dezman (LB), Tulane	2012
Aiyewa, Victor (LB), Washington	2013
Bradford, Carl (LB), Arizona State	2016
Hart, Derek (LB), James Madison	2017
Crawford, James (LB), Illinois	2018
Martin, Kamal (LB), Minnesota	2020
Hamilton, La'Darius (LB), North Texas	2021-22

## 55

Franta, Herb (T), St. Thomas	1930
*Bruder, Hank (B), Northwestern	1933
Jones, Bob (G), Indiana	1934
*McNally (Blood), Johnny (B), St. John's	1936
Moore, Allen (E), Texas A&M	1939
*Adkins, Bob (B), Marshall	1940-41
Ecker, Ed (T), John Carroll	1950-51
Flanigan, Jim (LB), Pittsburgh	1967-70
Jenke, Noel (LB), Minnesota	1973-74
Hull, Tom (LB), Penn State	1975
*Hyland, Bob (C), Boston College	1976
Hunt, Mike (LB), Minnesota	1978-80
Scott, Randy (LB), Alabama	1981-86
Jordan, Kenneth (LB), Tuskegee	1987
Burnette, Reggie (LB), Houston	1991
Clark, Greg (LB), Arizona State	1991
Collins, Brett (LB), Washington	1992-93
Mott, Joe (LB), Iowa	1993
Strickland, Fred (LB), Purdue	1994-95
*Harris, Bernardo (LB), North Carolina	1996-2001
Wilkins, Marcus (LB), Texas	2002-03
Rogers, Nick (LB), Georgia Tech	2004
Thomas, Robert (LB), UCLA	2005
Hodge, Abdul (LB), Iowa	2006
Bishop, Desmond (LB), California	2007-11
Mulumba, Andy (LB), Eastern Michigan	2013-15
Brooks, Ahmad (LB), Virginia	2017
Smith, Za'Darius (LB), Kentucky	2019-21
Engabare, Kingsley (LB), South Carolina	2022

## 56

Pape, Orrin (B), Iowa	1930
*Barragar, Nate (C), Southern California	1932
Wunsch, Harry (G), Notre Dame	1934
Greenfield, Tom (C/LB), Arizona	1939-41
*Crutcher, Tommy (LB), TCU	1965-67, 71-72
MacLeod, Tom (LB), Minnesota	1973
Hendricks, Ted (LB), Miami (Fla.)	1974
Perko, Tom (LB), Pittsburgh	1976
Smith, Blane (LB), Purdue	1977
Nuzum, Rick (C), Kentucky	1978
O'Neil, Ed (LB), Penn State	1980
Lewis, Cliff (LB), Southern Mississippi	1981-84
Dent, Burnell (LB), Tulane	1986-92
Pointer, John (LB), Vanderbilt	1987
Willis, James (LB), Auburn	1993-94
Hollingstuef, Lamont (LB), Southern California	1996-98
Mays, Kivusama (LB), North Carolina	1999
McCaslin, Eugene (LB), Florida	2000
Holmberg, Rob (LB), Penn State	2001
Nickerson, Hardy (LB), California	2002
Barnett, Nick (LB), Oregon State	2003-10
Manning, Terrell (LB), North Carolina State	2012
Peppers, Julius (LB), North Carolina	2014-16
Toomer, Corey (LB), Idaho	2018
Ramsey, Randy (LB), Arkansas	2020
Coco, Jack (LS), Georgia Tech	2022

## 57

*Van Sickle, Clyde (C), Arkansas	1932
*Seibold, Champ (T), Wisconsin	1934, 39-40
*Schwammel, Ade (T), Oregon State	1936
Zoll, Dick (G), Indiana	1939
Wehba, Ray (E), Southern California	1944
Bowman, Ken (C), Wisconsin	1964-73
Acks, Ron (LB), Illinois	1974-76

Gofourth, Derrel (G/C), Oklahoma State	1977-82
Curcio, Mike (LB), Temple	1983
Parlavocchio, Chet (LB), Penn State	1983
Moran, Rich (G), San Diego State	1985-93
Choate, Putt (LB), Southern Methodist	1987
Kelly, Joe (LB), Washington	1995
London, Antonio (LB), Alabama	1998
Nelson, Jim (LB), Penn State	1998-99
Gizzi, Chris (LB), Air Force	2000-01
Slaughter, T.J. (LB), Southern Mississippi	2003
Leake, John (LB), Clemson	2005
Hunter, Jason (DE), Appalachian State	2006-08
Obiozor, Cyril (LB), Texas A&M	2009
Wilhelm, Matt (LB), Ohio State	2010
Lattimore, Jamari (LB), Middle Tennessee St.	2011-14
Burgess, James (LB), Louisville	2020

## 58

*Kurth, Joe (T), Notre Dame	1934
*Seibold, Champ (T), Wisconsin	1936
Kilbourne, Warren (T), Minnesota	1939
*Ray, Baby (T), Vanderbilt	1940
Carter, Joe (E), Southern Methodist	1942
*Schwammel, Ade (T), Oregon State	1944
Neal, Ed (DT/T), Tulane	1945-51
*Tonemaker, Clayton (LB/C), Minnesota	1953-54
*Bettis, Tom (LB), Purdue	1955
Lauer, Larry (C), Alabama	1956-57
Currie, Dan (LB), Michigan State	1958-64
Winkler, Francis (DE), Memphis State	1968-69
Withrow, Cal (C), Kentucky	1971-73
Cooney, Mark (LB), Colorado	1974
McCaffrey, Bob (C), Southern California	1975
Lally, Bob (LB), Cornell	1976
Hansen, Don (LB), Illinois	1976-77
Johnson, Danny (LB), Tennessee State	1978
*Rudzinski, Paul (LB), Michigan State	1979
Stewart, Steve (LB), Minnesota	1979
Beekley, Bruce (LB), Oregon	1980
Rubens, Larry (C), Montana State	1982-83
Cannon, Mark (C), Texas-Arlington	1984-89
D'Onofrio, Mark (LB), Penn State	1992
Hamilton, Ruffin (LB), Tulane	1994
Flanagan, Mike (C/T), UCLA	1998-2005
Taylor, Ben (LB), Virginia Tech	2006
Lansanah, Danny (LB), Connecticut	2008
Zombo, Frank (LB), Central Michigan	2010-12
Barrington, Sam (LB), South Florida	2013-15
Tripp, Jordan (LB), Montana	2016
Kirksey, Christian (LB), Iowa	2020
McDuffie, Isaiah (LB), Boston College	2021-22

## 59

*Butler, Frank (C/T), Michigan State	1936
*Lawrence, Jim (B), TCU	1939
Kuechenberg, Rudy (LB), Indiana	1970
Toner, Tom (LB), Idaho State	1973, 75-77
*Anderson, John (LB), Michigan	1979-89
Larson, Kurt (LB), Michigan State	1991
Simmons, Wayne (LB), Clemson	1993-97
Diggs, Na'il (LB), Ohio State	2000-05
White, Tracy (LB), Howard	2006-08
Jones, Brad (LB), Colorado	2009-14
Lovalo, Rick (LS), Old Dominion	2015
Pepper, Taybor (LS), Michigan State	2017
Harris, De'Jon (LB), Arkansas	2020
Campbell, De'Vondre (LB), Minnesota	2021-22

## 60

*Butler, Frank (C/T), Michigan State	1934
*Kiesling, Walt (G), St. Thomas	1936
Schultz, Charles (T), Minnesota	1939-41
Blaine, Ed (G), Missouri	1962
Caffey, Lee Roy (LB), Texas A&M	1964-69
Knudson, Steve (T), Southern California	1976-77
*Anderson, John (LB), Michigan	1978
Allerman, Kurt (LB), Penn State	1980-81
Lastavic, Jim (LB), Penn State	1982
Moore, Blake (C/G), Wooster	1984-85
*Jensen, Greg (G), No college	1987
*Malancon, Rydell (LB), Louisiana State	1987
Croston, Dave (T), Iowa	1988
Houston, Bobby (LB), North Carolina State	1990
Zeno, Lance (C), UCLA	1993
McGuire, Gene (C), Notre Dame	1996
Davis, Rob (LS), Shippensburg	1997-2007

## 61

*Dilweg, Lavvie (E), Marquette	1934
*Smith, Ernie (T), Southern California	1936
Ruzich, Steve (G), Ohio State	1952-54

Spinks, Jack (G), Alcorn A&M	1955-56
Smith, Jerry (G), Wisconsin	1956
*Bullough, Hank (G), Michigan State	1958
*Toburen, Nelson (LB), Wichita State	1961-62
Breen, Gene (LB), Virginia Tech	1964
Bradley, Dave (G), Penn State	1969-71
Van Dyke, Bruce (G), Missouri	1974-76
McMath, Herb (DT), Morningside	1977
Simmons, Davie (LB), North Carolina	1979
Ane, Charlie (C), Michigan State	1981
Drechsler, Dave (G), North Carolina	1983-84
Wingle, Blake (G), UCLA	1985
Boyersky, Jerry (NT), Pittsburgh	1986-89
McGarry, John (G), St. Joseph's (Ind.)	1987
*Nellum, Tom (T/G), Fresno State	1992
Curry, Scott (T), Montana	1999
Goode, Brett (LS), Arkansas	2008-17

## 62

*Norgard, Al (E), Stanford	1934
*Letlow, Russ (G), San Francisco	1936
Twedell, Francis (G), Minnesota	1939
*Afflis, Dick (G), Nevada	1952
Brown, Buddy (G), Arkansas	1953-56
Amundsen, Norm (G), Wisconsin	1957
*Cvercko, Andy (G), Northwestern	1960
*Aldridge, Lionel (DE), Utah State	1963
Lueck, Bill (G), Arizona	1968-74
Matson, Pat (G), Oregon	1975
Havig, Dennis (G), Colorado	1977
McLaughlin, Joe (LB), Massachusetts	1979
Aydelette, Buddy (G), Alabama	1980
Merrill, Mark (LB), Minnesota	1982
Laughlin, Jim (LB), Ohio State	1983
Mendoza, Ruben (G), Wayne State	1986
Meyer, Jim (T), Illinois State	1987
Kauahi, Kani (C), Hawaii	1988
*Brock, Matt (DE/DT), Oregon	1989-93
McIntyre, Guy (G), Georgia	1994
Rivera, Marco (G), Penn State	1997-2004
Coston, Junius (T/G), North Carolina A&T	2005-07
Dietrich-Smith, Evan (G/C), Idaho State	2009, 11-13
Patrick, Lucas (G), Duke	2017-21

## 63

*Michalske, Mike (G), Penn State	1934
Zarnas, Gust (G), Ohio State	1939-40
Starret, Ben (B), St. Mary's (Calif.)	1942-45
Osdon, Urban (T), Minnesota	1946-49
*Stansauk, Don (T), Denver	1950-51
Bray, Ray (G), Western Michigan	1952
*Barry, Al (G), Southern California	1954
Skibinski, Joe (G), Purdue	1955-56
Matuszak, Marv (LB), Tulsa	1958
Thurston, Fuzzy (G), Valparaiso	1959-67
Winkler, Randy (G), Tarleton State	1971
Janet, Ernie (G), Washington	1975
Jones, Terry (NT), Alabama	1978-84
Hartnett, Perry (G), Southern Methodist	1987
Campen, James (C), Tulane	1989-93
Dukes, Jamie (C), Florida State	1994
Timmerman, Adam (G), South Dakota State	1995-98
McKenzie, Raleigh (G), Tennessee	1999-2000
Ferrario, Bill (G), Wisconsin	2002
Wells, Scott (C/G), Tennessee	2004-11
Saturday, Jeff (C), North Carolina	2012
Linsley, Corey (C), Ohio State	2014-20
Walker, Rasheed (T), Penn State	2022

## 64

*Barragar, Nate (C), Southern California	1934
Johnson, Howard (G/LB), Georgia	1940-41
Fritsch, Ted (B), Stevens Point Teachers	1942-50
Danjan, Ernie (LB), Auburn	1957
Kramer, Jerry (G), Idaho	1958-68
Hunt, Kevin (T), Doane	1972
Kitson, Syd (G), Wake Forest	1980-81, 83-84
Villanucci, Vince (NT), Bowling Green	1987
*Collier, Steve (T), Bethune-Cookman	1987
*Jurkovic, John (NT), Eastern Illinois	1993-95
Wilkinson, Bruce (T), Tennessee	1996-97
Jackson, Alcender (G), Louisiana State	2002
Lee, James (DT), Oregon State	2004
Palmer, Tony (G), Missouri	2006-07
Van Roten, Greg (G), Pennsylvania	2012-13
Pennel, Mike (DT), Colorado State-Pueblo	2014-16
McCray, Justin (G), Central Florida	2017-18
Braden, Ben (G), Michigan	2020-21

## 65

*Evans, Lon (G), TCU	1934
Wilson, Gene (E/DB), Southern Methodist	1947-48
*Collins, Albin (HB), Louisiana State	1951
Boerio, Chuck (LB), Illinois	1952
*Bettis, Tom (LB), Purdue	1956-61
Holler, Ed (LB), South Carolina	1963
Wortman, Keith (G), Nebraska	1972-75
*Douglass, Mike (LB), San Diego State	1978
Wellman, Mike (C), Kansas	1979-80
Cabral, Brian (LB), Colorado	1980
Hallstrom, Ron (G), Iowa	1982-92
Knapp, Lindsay (G), Notre Dame	1996
Tauscher, Mark (T/G), Wisconsin	2000-10
Taylor, Lane (G), Oklahoma State	2013-20

## 66

*Monnett, Bob (B), Michigan State	1934
*Svensden, Earl (C), Minnesota	1939
*Svensden, George (C/LB), Minnesota	1940-41
Davis, Ralph (G), Wisconsin	1947-48
*Stansauk, Don (T), Denver	1950
*Cone, Fred (FB/K), Clemson	1951
Teteak, Deral (LB/G), Wisconsin	1952-56
*Barry, Al (G), Southern California	1957
*Nitschke, Ray (LB), Illinois	1959-72
*Rudzinski, Paul (LB), Michigan State	1978
Lewis, Mike (NT), Arkansas A&M	1980

## RETIRED FOR NITSCHKE, 1983

## 67

*Logan, Dick (G), Ohio State	1952-53
*Bulough, Hank (G), Michigan State	1955
Salsbury, Jim (G), UCLA	1957-58
*Cvercko, Andy (G), Northwestern	1960
Grimm, Dan (G), Colorado	1963-65
Carroll, Leo (DE), San Diego State	1968
Snider, Malcolm (T/G), Stanford	1972-74
Enderle, Dick (G), Minnesota	1976
Kowalkowski, Bob (G), Virginia	1977
Swanke, Karl (T/C), Boston College	1980-86
Logan, David (NT), Pittsburgh	1987
Simpson, Travis (C), Oklahoma	1987
Ard, Billy (G/T), Wake Forest	1989-91
Barrie, Sebastian (DE), Liberty	1992
Hutchins, Paul (T), Western Michigan	1993-94
Dellenbach, Jeff (C/G), Wisconsin	1996-98
Maryland, Russell (DT), Miami (Fla.)	2000
Ruegamer, Grey (C/G), Arizona State	2003-05
Barclay, Don (T/G), West Virginia	2012-13, 15-16
Hanson, Jake (C/G), Oregon	2021-22

## 68

*Herber, Arnie (B), Regis	1934
Seeman, George (E), Nebraska	1940
Paskvan, George (B), Wisconsin	1941
*Szafaryn, Len (T), North Carolina	1953-56
Dittrich, John (G), Wisconsin	1959
Gillingham, Gale (G), Minnesota	1966-74, 76
Koch, Greg (T), Arkansas	1977-85
Konopasek, Ed (T), Ball State	1987
Winter, Blaise (DE/NT), Syracuse	1988-90
Sims, Joe (T/G), Nebraska	1992-95
*Brown, Gary (T), Georgia Tech	1996
Wahle, Mike (T/G), Navy	1998-2004
White, Chris (C), Southern Mississippi	2005
Giacomini, Breno (T), Louisville	2008
Murphy, Kyle (T), Stanford	2016-17
Veldheer, Jared (T), Hillsdale	2019

## 69

*Engbretsen, Paul (G), Northwestern	1934
*Stephenson, Dave (G/C), West Virginia	1952
*Forester, Bill (LB), Southern Methodist	1953-59
*Toburen, Nelson (LB), Wichita State	1961
Bain, Bill (T), Southern California	1975
Harris, Leotis (G), Arkansas	1978-83
Cherry, Bill (C), Middle Tennessee State	1986-87
Gruber, Bob (T), Pittsburgh	1987
Blackshear, Jeff (G), Northeast Louisiana	2002
Bakhtiari, David (T), Colorado	2013-22

## 70

Downden, Steve (T), Baylor	1952
*Wildung, Dick (T), Minnesota	1953
Hunter, Art (C), Notre Dame	1954
King, Don (DT), Kentucky	1956
Marshall, Rich (DT), Stephen F. Austin	1965
Crenshaw, Leon (DT), Tuskegee	1968
Moore, Rich (DT), Villanova	1969-70

Nystrom, Lee (T), Macalester	1974
McMillan, Ernie (T), Illinois	1975
Barber, Bob (DE), Grambling State	1976-79
*Rudzinski, Paul (LB), Michigan State	1980
Sams, Ron (G), Pittsburgh	1983
Uecker, Keith (G/T), Auburn	1984-85, 87-88, 90-91
*Collier, Steve (T), Bethune-Cookman	1987
*Grant, David (DE), West Virginia	1993
Hope, Charles (G), Central (Ohio) State	1994
Andruzzi, Joe (G), Southern Connecticut St.	1998-99
Klemm, Adrian (G/T), Hawai'i	2005
Walter, Tyson (T/G), Ohio State	2006
Lang, T.J. (G/T), Eastern Michigan	2009-16
Light, Alex (T/G), Richmond	2018-19
Newman, Royce (G/T), Mississippi	2021-22

## 71

Lucky, Bill (DT), Baylor	1955
Finnin, Tom (T), Detroit	1957
*Forester, Bill (LB), Southern Methodist	1959-63
Voss, Lloyd (DT), Nebraska	1964-65
Peay, Francis (T), Missouri	1968-72
Branstetter, Kent (T), Houston	1973
Basinger, Mike (DE), California-Riverside	1974
Fanucci, Mike (DE), Arizona State	1974
Jackson, Mel (G), Southern California	1976-80
Thompson, Ariand (G), Baylor	1981
Jones, Boyd (T), Texas Southern	1984
Shumate, Mark (NT), Wisconsin	1985
Ploeger, Kurt (DE), Gustavus Adolphus	1986
Drost, Jeff (DT), Iowa	1987
Jones, Scott (T), Washington	1991
Gray, Cecil (T), North Carolina	1992
*Brown, Gilbert (DT), Kansas	1993
*Brown, Gary (T), Georgia Tech	1994-95
Dotson, Santana (DT), Baylor	1996-2001
Barry, Kevin (T), Arizona	2002-05
Sitton, Josh (G), Central Florida	2008-15
Wagner, Rick (T), Wisconsin	2020
Myers, Josh (C/G), Ohio State	2021-22

## 72

Kahler, Royal (T), Nebraska	1942
McPherson, Forrest (T), Nebraska	1943-45
*Barnett, Solon (T), Baylor	1946
Kekeris, Jim (T), Missouri	1948
Johnson, Tom (DT), Michigan	1952
*Affis, Dick (G), Nevada	1953
Helluin, Jerry (DT), Tulane	1954-57
Kimmel, J.D. (DT), Houston	1958
Miller, John (T), Boston College	1960
Davidson, Ben (DE), Washington	1961
Wright, Steve (T), Alabama	1964-67
Himes, Dick (T), Ohio State	1968-77
Lathrop, Kit (DT), Arizona State	1979-80
Oates, Brad (T), Brigham Young	1981
Boyd, Greg (DE), San Diego State	1983
*Neville, Tom (T/G), Fresno State	1986-88
*Auer, Todd (LB), Western Illinois	1987
Bone, Warren (DE), Texas Southern	1987
Hall, Mark (DE), Southwestern Louisiana	1989-90
Gabbard, Steve (T), Florida State	1991
Salem, Harvey (T), California	1992
Dotson, Earl (T), Texas A&I	1993-2002
Bedell, Brad (T), Colorado	2004
Spitz, Jason (C/G), Louisville	2006-10
Gerhart, Garth (C), Arizona State	2014

## 73

Serini, Wash (G), Kentucky	1952
Cifelli, Gus (T), Notre Dame	1953
Beck, Ken (DT), Texas A&M	1959-60
Gassert, Ron (DT), Virginia	1962
McDowell, John (G), St. John's (Minn.)	1964
Weatherwax, Jim (DT), Calif. St.-L.A.	1966-67, 69
Hardy, Kevin (DT), Notre Dame	1970
Vanoy, Vernon (DT), Kansas	1972
Oats, Carleton (DT), Florida A&M	1973
Okoniewski, Steve (DT), Montana	1974-75
Skinner, Gerald (T), Arkansas	1978
Edwards, Earl (DT), Wichita State	1979
Braggs, Byron (DE), Alabama	1981-83
Veingrad, Alan (T), East Texas State	1986-87, 89-90
Caldwell, David (NT), TCU	1987
Robbins, Tootie (T), East Carolina	1992-93
Taylor, Aaron (G), Notre Dame	1995-97
*McKenzie, Keith (DE), Ball State	2002
Colledge, Daryn (G/T), Boise State	2006-10
Tretter, JC (C/G), Cornell	2014-16
Evans, Jahri (G), Bloomsburg	2017
Nijman, Yosh (T), Virginia Tech	2020-22

## 74

*Olsonoski, Larry (G), Minnesota	1948
Steiner, Rebel (DB), Alabama	1950-51
Zatkoff, Roger (LB), Michigan	1953-56
Vereen, Carl (T), Georgia Tech	1957
Jordan, Henry (DT), Virginia	1959-69
Smith, Donnell (DE), Southern Univ.	1971
Brown, Aaron (DE), Minnesota	1973-74
Roller, Dave (DT), Kentucky	1975-78
Brown, Ken (C), New Mexico	1980
Huffman, Tim (G/T), Notre Dame	1981-85
*Collier, Steve (T), Bethune-Cookman	1987
Haley, Darryl (T), Utah	1988
Archambeau, Lester (DE), Stanford	1990-92
Widell, Doug (G), Boston College	1993
Dingle, Antonio (DT), Virginia	1999
Kampman, Aaron (DE/LB), Iowa	2002-09
Newhouse, Marshall (T), TCU	2011-13
John, Ulrick (T), Georgia State	2017
Bell, Byron (T/G), New Mexico	2018
Jenkins, Elgton (G/T), Mississippi State	2019-22

## 75

Croft, Milburn (T), Ripon	1942-47
Ruetz, Howard (DT), Lorain	1951-53
*Aflis, Dick (G), Nevada	1954
Gregg, Forrest (T), Southern Methodist	1956, 58-70
Michaels, Lou (K), Kentucky	1971
Pureifory, Dave (DL), Eastern Michigan	1972-77
Barzilauskas, Carl (DT), Indiana	1978-79
Turner, Rich (NT), Oklahoma	1981-83
Rues-Nettges, Ken (T), Southern California	1985-96
Heimbürger, Craig (G), Missouri	1999
Flanigan, Jim (DT), Notre Dame	2001
Tomich, Jared (DE), Nebraska	2002
Jackson, Grady (DT), Knoxville	2003-05
Moll, Tony (T/G), Nevada	2006-08
Bulaga, Bryan (T), Iowa	2010-12, 14-19
Rhyan, Sean (T/G), UCLA	2022

## 76

Crimmins, Bernie (G/B), Notre Dame	1945
Miller, Tom (E), Hampden-Sydney	1946
Kovatch, John (E), Notre Dame	1947
O'Malley, Tom (QB), Cincinnati	1950
Dees, Bob (T), Southwest Missouri State	1952
*Logan, Dick (G), Ohio State	1952
Skoronski, Bob (T), Indiana	1956, 59-68
McCoy, Mike P. (DT), Notre Dame	1970-76
Stokes, Tim (T), Oregon	1978-82
Carreker, Alphonso (DE), Florida State	1984-88
Ariey, Mike (T), San Diego State	1989
Viaene, David (T), Minnesota-Duluth	1992
Galbreath, Harry (G), Tennessee	1993-95
Willig, Matt (T), Southern California	1998
Clifton, Chad (T), Tennessee	2000-11
Daniels, Mike (DL), Iowa	2012-18
Runyan, Jon (G), Michigan	2020-22

## 77

*Gatewood, Lester (C), Baylor	1946
Summerhays, Bob (B), Utah	1949-51
*Hanner, Dave (DT), Arkansas	1952-54
Sandusky, John (T), Villanova	1956
Spencer, Ollie (T), Kansas	1957-58
Kostelink, Ron (T), Cincinnati	1961-68
*Hayhoe, Bill (T), Southern California	1969-73
Butler, Mike (DE), Kansas	1977-82, 85
Getty, Charlie (T), Penn State	1983
Neill, Bill (NT), Pittsburgh	1984
Feasel, Greg (T), Abilene Christian	1986
McGrew, Sylvester (DE), Tulane	1987
Robison, Tommy (G), Texas A&M	1987
Mandarich, Tony (T), Michigan State	1989-91
Millard, Keith (DE), Washington State	1992
Maas, Bill (NT), Pittsburgh	1993
Michels, John (T), Southern California	1996-97
Brooks, Barrett (T), Kansas State	2002
Wisne, Jerry (T), Notre Dame	2002
Jenkins, Cullen (DT/DE), Central Michigan	2004-10
Pankey, Adam (G/T), West Virginia	2017-18
Turner, Billy (G/T), North Dakota State	2019-21

## 78

Abersson, Cliff (B), No college	1946
Dahms, Tom (T), San Diego State	1955
Masters, Norm (T), Michigan State	1957-64
Brown, Bob (DT), Arkansas AM&N	1966-73
Wafer, Carl (DT), Tennessee State	1974
Cooke, Bill (DE), Massachusetts	1975

*Johnson, Ezra (DE), Morris Brown	1977-78
Merrill, Casey (DE), California-Davis	1979-83
Hoffman, Gary (T), Santa Clara	1984
Hobbins, Jim (G), Minnesota	1987
Cheek, Louis (T), Texas A&M	1991
Verba, Ross (T/G), Iowa	1997-2000
Sands, Terrell (DT), Tennessee-Chattanooga	2003
Barbre, Allen (G/T), Missouri Southern State	2007-09
Sherrod, Derek (T), Mississippi State	2011, 13-14
Spriggs, Jason (T), Indiana	2016-18
Price, Brian (DL), Texas San Antonio	2020
Van Lanen, Cole (T/G), Wisconsin	2021
Tenuta, Luke (T), Virginia Tech	2022

## 79

*Urban, Alex (E), South Carolina	1945
*Adkins, Bob (B), Marshall	1945
Vogds, Evan (G), Wisconsin	1948-49
Moje, Dick (E), Loyola (Calif.)	1951
*Spencer, Joe (T), Oklahoma A&M	1951
*Hanner, Dave (DT), Arkansas	1955-64
DeLisle, Jim (DT), Wisconsin	1971
Schuh, Harry (T), Memphis State	1974
Koncar, Mark (T), Colorado	1976-77, 79-81
Spears, Ron (DE), San Diego State	1983
Humphrey, Donnie (DE), Auburn	1984-86
Browner, Ross (DE/NT), Notre Dame	1987
Estep, Mike (G), Bowling Green	1987
Nelson, Bob (NT), Miami (Fla.)	1988-90
Ilkin, Tunch (T), Indiana State	1993
Stokes, Barry (GT), Eastern Michigan	2000-01
Spriggs, Marcus (T), Houston	2000-01
Whitticker, William (G), Michigan State	2005
Pickett, Ryan (DT/NT/DE), Ohio State	2006-13
Walker, Josh (G), Middle Tennessee State	2015
Rush, Anthony (DL), Alabama-Birmingham	2020
Kelly, Dennis (T), Purdue	2021

## 80

*Frutig, Ed (E), Michigan	1945
*Rohrig, Herman (B), Nebraska	1946-47
Provo, Fred (B), Washington	1948
*Reid, Floyd (HB), Georgia	1950-51
*Elliott, Carlton (E), Virginia	1952, 54
Deschaine, Dick (P), No college	1955-57
Meilinger, Steve (E), Kentucky	1958, 60
Barnes, Gary (E), Clemson	1962
Long, Bob (WR), Wichita	1964-67
Pope, Buckley (WR), Catawba	1968
Clancy, Jack (WR), Michigan	1970
Smith, Barry (WR), Florida State	1973-75
Zimmerman, Don (WR), Northeast Louisiana	1976
Lofton, James (WR), Stanford	1978-86
Neal, Frankie (WR), Fort Hays State	1987
Didier, Clint (TE), Portland State	1988-89
Harris, Jackie (TE), Northeast Louisiana	1990-93
*Jordan, Charles (WR), Long Beach City	1994-95
Mayes, Derrick (WR), Notre Dame	1996-98
Driver, Donald (WR), Alcorn State	1999-2012
Perillo, Justin (TE), Maine	2014-16
Bennett, Martellus (TE), Texas A&M	2017
Graham, Jimmy (TE), Miami (Fla.)	2018-19

## 81

Berrang, Ed (E), Villanova	1952
Keaney, Jim (E), Iowa	1952
Rush, Clive (E), Miami (Ohio)	1953
Knutson, Gene (DE), Michigan	1954, 56
O'Donahue, Pat (DE), Wisconsin	1955
Massey, Carlton (DE), Texas	1957-58
Williams, A.D. (E), Pacific	1959
Folkins, Lee (DE), Washington	1961
Fleming, Marv (TE), Utah	1963-69
McGeorge, Rich (TE), Elon	1970-78
Lewis, Gary (TE), Texas-Arlington	1981-84
Ross, Dan (TE), Northeastern	1986
*Jay, Craig (TE), Mount Senario	1987
*Morris, Lee (WR), Oklahoma	1987
Kemp, Perry (WR), California (Pa.)	1988-91
*Harris, Corey (WR/CB/KR), Vanderbilt	1992
Collins, Shawn (WR), Northern Arizona	1993
*Morgan, Anthony (WR), Tennessee	1993-95
*Howard, Desmond (WR/KR), Michigan	1996
Davis, Tyrone (TE), Virginia	1997-2002
*Jackson, Chris (WR), Washington State	2003
Thurman, Andrae (WR), Southern Oregon	2004-05
Robinson, Koren (WR), North Carolina State	2006-07
Quarless, Andrew (TE), Penn State	2010-11, 13-15
Allison, Geronimo (WR), Illinois	2016-19
Dequara, Josiah (TE), Cincinnati	2020-22



## 82

Bell, Ed (G/T), Indiana	1947-49
Cloud, Jack (FB), William & Mary	1950-51
Temp, Jim (DE), Wisconsin	1957-60
Barrett, Jan (E), Fresno State	1963
*Aldridge, Lionel (DE), Utah State	1964-71
Tinker, Gerald (WR), Kent State	1975
Hartwig, Keith (WR), Arizona	1977
Coffman, Paul (TE), Kansas State	1978-85
Moffitt, Mike (WR), Fresno State	1986
Harden, Derrick (WR), Eastern New Mexico	1987
Paskett, Keith (WR), Western Kentucky	1987
Bolton, Scott (WR), Auburn	1988
Affholter, Erik (WR), Southern California	1991
Beach, Sanjay (WR), Colorado State	1992
*Johnson, Reggie (TE), Florida State	1994
Ingram, Mark (WR), Michigan State	1995
Beebe, Don (WR), Chadron State	1996-97
Manning, Brian (WR), Stanford	1998
*Howard, Desmond (WR/KR), Michigan	1999
*Jordan, Charles (WR), Long Beach City	1999
Lee, Charles (WR), Central Florida	2000-01
Steele, Ben (TE), Mesa State	2004-05
Wallace, Taco (WR), Kansas State	2005
Gardner, Rod (WR), Clemson	2005
Martin, Ruvell (WR), Saginaw Valley State	2006-08
Taylor, Ryan (TE), North Carolina	2011-14
*Rodgers, Richard (TE), California	2015-17
Moore, J' Mon (WR), Missouri	2018
*Shepherd, Darius (WR), North Dakota State	2020
Moore, David (WR), East Central	2021

## 83

*Martinkovic, John (DE), Xavier	1952-56
Ford, Len (DE), Michigan	1958
Quinlan, Bill (DE), Michigan State	1959-62
Henry, Urban (DT), Georgia Tech	1963
Brown, Allen (TE), Mississippi	1966-67
*Vandersee, Phil (LB/DE), Massachusetts	1968-69
Williams, Clarence (DE), Prairie View A&M	1970-77
*Thompson, John (TE), Utah State	1979-81
Jefferson, John (WR), Arizona State	1981-84
Scott, Patrick (WR), Grambling State	1987-88
Bland, Carl (WR), Virginia Union	1989-90
Clayton, Mark (WR), Louisville	1993
*Wilner, Jeff (TE), Wesleyan (Conn.)	1994
Thomason, Jeff (TE), Oregon	1995-99
Wetnight, Ryan (TE), Stanford	2000
*Martin, David (TE), Tennessee	2001
Glenn, Terry (WR), Ohio State	2002
Chatman, Antonio (WR/KR), Cincinnati	2003-05
Francies, Chris (WR), Texas-El Paso	2006-07
Crabtree, Tom (TE), Miami (Ohio)	2010-12
Janis, Jeff (WR), Saginaw Valley State	2014-17
Valdes-Scantling, Marquez (WR), South Florida	2018-21
Toure, Samori (WR), Nebraska	2022

## 84

*Wells, Don (E), Georgia	1946
Knafelc, Gary (E), Colorado	1954-62
Dale, Carroll (WR), Virginia Tech	1965-72
Odum, Steve (WR/KR), Utah	1974-79
Nixon, Fred (WR), Oklahoma	1980-81
Taylor, Lenny (WR), Tennessee	1984
Frantz, Nolan (WR), Tulane	1986
Smith, Wes (WR), East Texas State	1987
Sharpe, Sterling (WR), South Carolina	1988-94
*Morgan, Anthony (WR), Tennessee	1996
Rison, Andre (WR), Michigan State	1996
*Schroeder, Bill (WR), Wis.-La Crosse	1997-2001
Walker, Javon (WR), Florida State	2002-05
*Humphrey, Tory (TE), Central Michigan	2006, 08
Williams, D.J. (TE), Arkansas	2011-12
Abderederis, Jared (WR), Wisconsin	2015-16
Kendricks, Lance (TE), Wisconsin	2017-18
Begeton, Reggie (WR), Lamar	2020
Davis, Tyler (TE), Georgia Tech	2021-22

## 85

Deeks, Don (T), Texas	1948
Ethridge, Joe (T), Southern Methodist	1949
*Rhodemyre, Jay (C/LB), Kentucky	1951
*Wimberly, Abner (E), Louisiana State	1952
McGee, Max (E), Tulane	1954, 57-67
Jennings, Jim (E), Missouri	1955
*Romine, Al (HB), Alabama	1955
Barnes, Emery (DE), Oregon	1956
Spills, John (WR), Northern Illinois	1969-71
*Gordon, Dick (WR), Michigan State	1973
Staroba, Paul (WR), Michigan	1973
Payne, Ken (WR), Langston	1974-77
Boyd, Elmo (WR), Eastern Kentucky	1978

Kimball, Bobby (WR), Oklahoma	1979-80
Epps, Phillip (WR), TCU	1982-88
*Morris, Lee (WR), Oklahoma	1987
Query, Jeff (WR), Millikin	1989-91
Taylor, Kitrick (WR), Washington State	1992
Lewis, Ron (WR), Florida State	1992-94
*Mickens, Terry (WR), Florida A&M	1995-97
Bradford, Corey (WR), Jackson State	1998-2001
Bailey, Karsten (WR), Auburn	2002-03
Walls, Wesley (TE), Mississippi	2003
McHugh, Sean (TE), Penn State	2004
Murphy, Terrence (WR), Texas A&M	2005
Jennings, Greg (WR), Western Michigan	2006-12
Stoneburner, Jake (TE), Ohio State	2013
Tonyan, Robert (TE), Indiana State	2018-22

## 86

Schroll, Charles (G), Louisiana State	1951
Howton, Billy (E), Rice	1952-58
Dowler, Boyd (WR), Colorado	1959-69
Hilton, John (TE), Richmond	1970
Lammons, Pete (TE), Texas	1972
Donohoe, Mike (TE), San Francisco	1973-74
Gaydos, Kent (WR), Florida State	1975
Green, Jessie (WR), Tulsa	1976
*West, Ed (TE), Auburn	1984-94
Summers, Don (TE), Boise State	1987
Freeman, Antonio (WR), Virginia Tech	1995-2001, 03
*Jackson, Chris (WR), Washington State	2002
Moses, J.J. (WR/KR), Iowa State	2002
Lee, Donald (TE), Mississippi State	2005-10
Bostick, Brandon (TE), Newberry	2013-14
Backman, Kennard (TE), Alabama-Birmingham	2015
Byrd, Emanuel (TE), Marshall	2017
Taylor, Malik (WR), Ferris State	2020-21

## 87

*Mann, Bob (E), Michigan	1952-54
Borden, Nate (DE), Indiana	1955-59
Davis, Willie (DE), Grambling	1960-69
Amsler, Marty (DE), Evansville	1970
Roche, Alden (DE), Southern Univ.	1971-76
*Tullis, Walter (WR), Delaware State	1979
Larson, Bill (TE), Colorado State	1980
*Thompson, John (TE), Utah State	1982
Stanley, Walter (WR), Mesa State	1985-88
Redick, Cornelius (WR), Cal State-Fullerton	1987
Weathers, Clarence (WR), Delaware State	1990-91
Brooks, Robert (WR), South Carolina	1992-98
Collins, Bobby (TE), North Alabama	2001
*Martin, David (TE), Tennessee	2002-06
Krause, Ryan (TE), Nebraska-Omaha	2007
Nelson, Jody (WR), Kansas State	2008-14, 16-17
Sternberger, Jace (TE), Texas A&M	2019-20
Doubs, Romeo (WR), Nevada	2022

## 88

*Collins, Albin (HB), Louisiana State	1951
Hays, George (DE), St. Bonaventure	1953
White, Gene (DB), Georgia	1954
Kramer, Ron (TE), Michigan	1957, 59-64
Anderson, Bill (TE), Tennessee	1965-66
Capp, Dick (TE/LB), Boston College	1967
Jones, Ron (TE), Texas-El Paso	1969
Garrett, Len (TE), New Mexico Highlands	1971-73
Askson, Bert (TE), Texas Southern	1975-77
Cassidy, Ron (WR), Utah State	1979-81, 83-84
Dennard, Preston (WR), New Mexico	1985
McConkey, Phil (WR), Navy	1986
Bell, Albert (WR), Alabama	1988
Matthews, Aubrey (WR), Delta State	1988-89
Wilson, Charles (WR), Memphis State	1990-91
Ingram, Darryl (TE), California	1992-93
*Mickens, Terry (WR), Florida A&M	1994
Jackson, Keith (TE), Oklahoma	1995-96
*Johnson, Reggie (TE), Florida State	1997
Preston, Roell (WR/KR), Mississippi	1997-98
Arnold, Jahine (WR), Fresno State	1999
*Hall, Lamont (TE), Clemson	1999
Franks, Bubba (TE), Miami (Fla.)	2000-07
Finley, Jermichael (TE), Texas	2008-13
Montgomery, Ty (WR/RB), Stanford	2015-18
Baylis, Evan (TE), Oregon	2019
Winfree, Juwann (WR), Colorado	2020-22

## 89

Robinson, Dave (LB), Penn State	1963-72
Wade, Charlie (WR), Tennessee State	1975
Smith, Ollie (WR), Tennessee State	1976-77
Taylor, Willie (WR), Pittsburgh	1978
*Thompson, Aundra (WR), East Texas State	1979-81
Childs, Henry (TE), Kansas State	1984
Lewis, Mark (TE), Texas A&M	1985-87

Fitzgerald, Kevin (TE), Wisconsin-Eau Claire . . . . .	1987
Hackett, Joey (TE), Elon . . . . .	1987-88
Spagnola, John (TE), Yale . . . . .	1989
Harris, William (TE), Bishop . . . . .	1990
Chmura, Mark (TE), Boston College . . . . .	1993-99
Ferguson, Robert (WR), Texas A&M . . . . .	2001-06
Jones, James (WR), San Jose State . . . . .	2007-13, 15
*Rodgers, Richard (TE), California . . . . .	2014
Cook, Jared (TE), South Carolina . . . . .	2016
Clark, Michael (WR), Marshall . . . . .	2017
Lewis, Mercedes (TE), UCLA . . . . .	2018-22

**90**

Manley, Leon (G), Oklahoma . . . . .	1950-51
*Johnson, Ezra (DE), Morris Brown . . . . .	1979-87
Hill, Nate (DE), Auburn . . . . .	1988
Bennett, Tony (LB), Mississippi . . . . .	1990-93
McMichael, Steve (DT), Texas . . . . .	1994
Holland, Darius (DT/DE), Colorado . . . . .	1995-97
Holliday, Vonnie (DE), North Carolina . . . . .	1998-2002
Nwokorie, Chukie (DE), Purdue . . . . .	2003
Cole, Colin (DT), Iowa . . . . .	2004-08
Raji, B.J. (NT/DT), Boston College . . . . .	2009-13, 15
Adams, Montravius (DL), Auburn . . . . .	2017-20
Heflin, Jack (DL), Iowa . . . . .	2021
Reed, Jarran (DL), Alabama . . . . .	2022

**91**

Skaugstad, Daryle (NT), California . . . . .	1983
Noble, Brian (LB), Arizona State . . . . .	1985-93
Clavelle, Shannon (DL), Colorado . . . . .	1995-97
Brown, Jonathan (DE), Tennessee . . . . .	1998
Thierry, John (DE), Alcorn State . . . . .	2000-01
Johnson, Joe (DE), Louisville . . . . .	2002-03
Truluck, R-Kal (DE), SUNY Cortland . . . . .	2004
Harrell, Justin (DT/DE), Tennessee . . . . .	2007-08, 10
Miller, Jordan (DT), Southern . . . . .	2012
Elliott, Jayrone (LB), Toledo . . . . .	2014-16
Dial, Quinton (DT), Alabama . . . . .	2017
Smith, Preston (LB), Mississippi State . . . . .	2019-22

**92**

Dimler, Rich (DT), Southern California . . . . .	1980
Koart, Matt (DE), Southern California . . . . .	1986
Thomas, Ben (DE), Auburn . . . . .	1986
*Collier, Steve (T), Bethune-Cookman . . . . .	1987
*Jurkovic, John (NT), Eastern Illinois . . . . .	1991-92
White, Reggie (DE), Tennessee . . . . .	1993-98

**RETIRED FOR WHITE, 2005****93**

*Moselle, Dom (B), Superior State . . . . .	1951
Brown, Robert (LB/DE), Virginia Tech . . . . .	1982-92
Wallace, Calvin (DE), West Virginia Tech . . . . .	1987
*Brown, Gilbert (DT), Kansas . . . . .	1994-99, 2001-03
*Jolly, Johnny (DT/DE), Texas A&M . . . . .	2006
Bolston, Conrad (DT), Maryland . . . . .	2007
Pettway, Kenny (DE), Grambling State . . . . .	2008
Toribio, Anthony (NT), Carson-Newman . . . . .	2009
Walden, Erik (LB), Middle Tennessee State . . . . .	2010-12
Boyd, Josh (DE/DT), Mississippi State . . . . .	2013-15
Gilbert, Reggie (LB), Arizona . . . . .	2017-18
Goodson, B.J. (LB), Clemson . . . . .	2019
Winn, Billy (DL), Boise State . . . . .	2020
Slaton, T.J. (DL), Florida . . . . .	2021-22

**94**

Martin, Charles (DE), Livingston . . . . .	1984-87
Mataele, Stan (NT), Arizona . . . . .	1987
*Brock, Matt (DE/DT), Oregon . . . . .	1994
Kuberski, Bob (DT), Navy . . . . .	1995-98
Barker, Roy (DE), North Carolina . . . . .	1999
Gbaja-Biamila, Kabeer (DE), San Diego State . . . . .	2000-08
Wynn, Jarius (DE), Georgia . . . . .	2009-11
Merling, Phillip (DE), Clemson . . . . .	2012
Lowry, Dean (DL), Northwestern . . . . .	2016-22

**95**

Degrate, Tony (DE), Texas . . . . .	1985
Sullivan, Carl (DE), San Jose State . . . . .	1987
Paup, Bryce (LB), Northern Iowa . . . . .	1990-94
*McKenzie, Keith (DE/LB), Ball State . . . . .	1996-99
*Warren, Steve (DT), Nebraska . . . . .	2000
Walker, Rod (DT), Troy State . . . . .	2001-03
Muir, Daniel (DT), Kent State . . . . .	2007
Green, Howard (DE/NT), Louisiana State . . . . .	2010-11
Jones, Datone (DE/LB), UCLA . . . . .	2013-16
Jean Francois, Ricky (DT), Louisiana State . . . . .	2017
Lancaster, Tyler (DL), Northwestern . . . . .	2018-21
Wyatt, Devonte (DL), Georgia . . . . .	2022

**96**

Leiker, Tony (DE), Stanford . . . . .	1987
Patterson, Shawn (DE), Arizona State . . . . .	1988-91, 93
Jones, Sean (DE), Northeastern . . . . .	1994-96
Williams, Gerald (DE), Auburn . . . . .	1997
Booker, Vaughn (DE/DT), Cincinnati . . . . .	1998-99
Bowens, David (DE), Western Illinois . . . . .	2000
*Warren, Steve (DT), Nebraska . . . . .	2002
Smith, Larry (DT/DE), Florida State . . . . .	2003-04
*Montgomery, Michael (DE), Texas A&M . . . . .	2005-09
Neal, Mike (DE/LB), Purdue . . . . .	2010-15
*Price, Brian (DL), Texas San Antonio . . . . .	2016
Wilkinson, Muhammad (DL), Temple . . . . .	2018
Keke, Kingsley (DL), Texas A&M . . . . .	2019-21

**97**

Harris, Tim (LB), Memphis State . . . . .	1986-90
Miller, John (LB), Mississippi State . . . . .	1987
Noonan, Danny (NT), Nebraska . . . . .	1992
Merriwether, Mike (LB), Pacific . . . . .	1993
Traylor, Keith (LB), Central Oklahoma . . . . .	1993
LaBounty, Matt (DE), Oregon . . . . .	1995
Frase, Paul (DE), Syracuse . . . . .	1997
Hunt, Cletidius (DT/DE), Kentucky State . . . . .	1999-2004
Allen, Kenderick (DT), Louisiana State . . . . .	2006
*Jolly, Johnny (DT/DE), Texas A&M . . . . .	2007-09, 13
So'oto, Vic (LB), Brigham Young . . . . .	2011-12
Robinson, Luther (DT), Miami . . . . .	2014
Clark, Kenny (DL), UCLA . . . . .	2016-22

**98**

DeLuca, Tony (NT), Rhode Island . . . . .	1984
*Auer, Todd (LB), Western Illinois . . . . .	1987
Moore, Brent (DE), Southern California . . . . .	1987
Tuaolo, Esera (NT/DE), Oregon State . . . . .	1991-92
Oglesby, Alfred (NT), Houston . . . . .	1992
Grant, David (DE), West Virginia . . . . .	1993
Wilkins, Gabe (DE/DT), Gardner-Webb . . . . .	1994-97
Lyon, Billy (DT/DE), Marshall . . . . .	1998-2002
Peterson, Kenny (DT/DE), Ohio State . . . . .	2003-05
Malone, Alfred (DT), Troy . . . . .	2008
Wilson, C.J. (DE), East Carolina . . . . .	2010-13
Guion, Letroy (DT), Florida State . . . . .	2014-16
Odom, Chris (LB), Arkansas State . . . . .	2017
Brown, Fadol (DL), Mississippi . . . . .	2018-19
Harrison, Damon (DL), William Penn . . . . .	2020
Anderson, Abdullah (DL), Bucknell . . . . .	2021

**99**

Johnson, Charles (DT), Maryland . . . . .	1979-80, 83
Dorsey, John (LB), Connecticut . . . . .	1984-88
Davey, Don (DE/DT), Wisconsin . . . . .	1991-94
Smith, Jermaine (DT), Georgia . . . . .	1997-99
Robbins, Austin (DT), North Carolina . . . . .	2000
Reynolds, Jamal (DE), Florida State . . . . .	2001-03
Williams, Corey (DT/DE), Arkansas State . . . . .	2004-07
Thompson, Jeremy (DE/LB), Wake Forest . . . . .	2008-09
*Montgomery, Michael (DE), Texas A&M . . . . .	2010
Worthy, Jerel (DE), Michigan State . . . . .	2012-13
Gaston, Bruce (DT), Purdue . . . . .	2015
Ringo, Christian (DT), Louisiana-Lafayette . . . . .	2016
Looney, James (DL), California . . . . .	2018

NOTE: There is no known documentation for numbers worn by **G Adolph Bieberstein** (1926), **Eddie Kotal** (1925) or **B Jim Crowley** (1925). Players who ended their careers before 1925, when numbers first appeared in game programs, are not listed.

\* — wore multiple numbers for Packers

**1936**

Feb. 8, 1936	<i>Drafted 7th</i>
1 <b>RUSS LETLOW, G, San Francisco</b> . . . . .	7
2 J.W. WHEELER, T, Oklahoma . . . . .	16
3 <b>BERNIE SCHERER, E, Nebraska</b> . . . . .	25
4 THERON WARD, B, Idaho . . . . .	34
5 <b>DARRELL LESTER, C, TCU</b> . . . . .	43
6 BOB REYNOLDS, T, Stanford . . . . .	52
7 WALLY FROMHART, B, Notre Dame . . . . .	61
8 WALLY CRUICE, B, Northwestern . . . . .	70
9 J.C. WETSEL, G, Southern Methodist . . . . .	79



Russ Letlow  
Univ. of San Francisco,  
1936



Ed Jankowski  
Univ. of Wisconsin,  
1937

**1937**

Dec. 12, 1936	<i>Drafted 9th</i>
1 <b>ED JANKOWSKI, B, Wisconsin</b> . . . . .	9
2 <b>AVERELL DANIELL, T, Pittsburgh</b> . . . . .	19
3 CHARLES (BUD) WILKINSON, T, Minnesota . . . . .	29
4 <b>EARL SVENDSEN, C, Minnesota</b> . . . . .	39
5 DEWITT GIBSON, T, Northwestern . . . . .	49
6 MERLE WENDT, E, Ohio State . . . . .	59
7 MARV BALDWIN, T, TCU . . . . .	69
8 LES CHAPMAN, T, Tulsa . . . . .	79
9 GORDON DAHLGREN, G, Michigan State . . . . .	89
10 DAVE GAVIN, T, Holy Cross . . . . .	99

**1938**

Dec. 11, 1937	<i>Drafted 7th</i>
1 <b>CECIL ISBELL, B, Purdue</b> . . . . .	7
3 MARTY SCHREYER, T, Purdue . . . . .	22
5 CHUCK SWEENEY, E, Notre Dame . . . . .	37
6 <b>ANDY URAM, B, Minnesota</b> . . . . .	47
7 JOHN KOVATCH, E, Northwestern . . . . .	57
8 <b>PHIL RAGAZZO, T, Case Western Reserve</b> . . . . .	67
9 <b>JOHN HOWELL, B, Nebraska</b> . . . . .	77
10 FRANK BARNHART, G, Northern Colorado . . . . .	87
11 <b>PETE TINSLEY, G, Georgia</b> . . . . .	97
12 <b>TONY FALKENSTEIN, B, St. Mary's (Calif.)</b> . . . . .	107

**1939**

Dec. 9, 1938	<i>Drafted 9th</i>
1 <b>LARRY BUHLER, B, Minnesota</b> . . . . .	9
3 <b>CHARLEY BROCK, C, Nebraska</b> . . . . .	24
5 LYNN HOVLAND, G, Wisconsin . . . . .	39
6 <b>LARRY CRAIG, E, South Carolina</b> . . . . .	49
7 <b>FRANCIS TWEDELL, T, Minnesota</b> . . . . .	59
8 PAUL KELL, T, Notre Dame . . . . .	69
9 JOHN HALL, B, TCU . . . . .	79
10 VINCE GAVRE, B, Wisconsin . . . . .	89
11 CHARLEY SPRAGUE, E, Southern Methodist . . . . .	99
12 (to Brooklyn Dodgers) . . . . .	109
13 DAN ELMER, C, Minnesota . . . . .	119
14 BILL BADGETT, T, Georgia . . . . .	129
15 <b>TOM GREENFIELD, C, Arizona</b> . . . . .	139
16 ROY BELLIN, B, Wisconsin . . . . .	149
17 JOHN YERBY, E, Oregon . . . . .	159
18 <b>FRANK BALASZ, B, Iowa</b> . . . . .	169
19 <b>JACK BRENNAN, G, Michigan</b> . . . . .	179
20 <b>CHARLES SCHULTZ, T, Minnesota</b> . . . . .	189
21 WILLARD HOFER, B, Notre Dame . . . . .	194
22 BILL GUNTHER, B, Santa Clara . . . . .	199

**1940**

Dec. 9, 1939	<i>Drafted 9th</i>
1 <b>HAL VAN EVERY, B, Minnesota</b> . . . . .	9
3 <b>LOU BROCK, B, Purdue</b> . . . . .	24
5 ESCO SARKKINEN, E, Ohio State . . . . .	39
6 DICK CASSIANO, B, Pittsburgh . . . . .	49
7 MILLARD WHITE, T, Tulane . . . . .	59

8 <b>GEORGE SEEMAN, E, Nebraska</b> . . . . .	69
9 J.R. MANLEY, G, Oklahoma . . . . .	79
10 JACK BROWN, B, Purdue . . . . .	89
11 DON GURITZ, G, Northwestern . . . . .	99
12 PHIL GASPAR, T, Southern California . . . . .	109
13 AMBROSE SCHINDLER, B, Southern California . . . . .	119
14 BILL KERR, E, Notre Dame . . . . .	129
15 MEL BREWER, G, Illinois . . . . .	139
16 RAY ANDRUS, B, Vanderbilt . . . . .	149
17 ARCHIE KODROS, C, Michigan . . . . .	159
18 JIM GILLETTE, B, Virginia . . . . .	169
19 AL MATUZA, C, Georgetown . . . . .	179
20 JIM REEDER, T, Illinois . . . . .	189
21 VINCE EICHLER, B, Cornell . . . . .	194
22 HENRY LUEBECKE, T, Iowa . . . . .	199

**1941**

Dec. 10, 1940	<i>Drafted alternately 6th-7th</i>
1 <b>GEORGE PASKVAN, B, Wisconsin</b> . . . . .	7
2 (did not draft)	
3 BOB PAFFRATH, B, Minnesota . . . . .	21
4 (did not draft)	
5 <b>ED FRUTIG, E, Michigan</b> . . . . .	37
6 <b>HERMAN ROHRIG, B, Nebraska</b> . . . . .	46
7 BILL TELESMANIC, E, San Francisco . . . . .	57
8 <b>BILL KUUSISTO, G, Minnesota</b> . . . . .	66
9 <b>TONY CANADEO, B, Gonzaga</b> . . . . .	77
10 MIKE BYELENE, B, Purdue . . . . .	86
11 PAUL HIEMENZ, C, Northwestern . . . . .	97
12 MIKE ENICH, T, Iowa . . . . .	106
13 ED HEFFERNAN, B, St. Mary's (Calif.) . . . . .	117
14 <b>DEL LYMAN, T, UCLA</b> . . . . .	126
15 JOHNNY FRIEBERGER, E, Arkansas . . . . .	137
16 <b>ERNIE PANNELL, T, Texas A&amp;M</b> . . . . .	146
17 BOB SAGGAU, B, Notre Dame . . . . .	157
18 HELGE PUKEMA, G, Minnesota . . . . .	166
19 BOB HAYES, E, Toledo . . . . .	177
20 JIM STRAUSBAUGH, B, Ohio State . . . . .	186
21 JOE BAILEY, C, Kentucky . . . . .	192
22 BRUNO MALINOWSKI, B, Holy Cross . . . . .	196

**1942**

Dec. 22, 1941	<i>Drafted 9th</i>
1 <b>URBAN OODSON, T, Minnesota</b> . . . . .	9
3 <b>RAY FRANKOWSKI, G, Washington</b> . . . . .	24
5 BILL GREEN, B, Iowa . . . . .	39
6 JOE KRIVONAK, G, South Carolina . . . . .	49
7 PRESTON JOHNSTON, B, Southern Methodist . . . . .	59
8 JOE ROGERS, E, Michigan . . . . .	69
9 NOAH LANGDALE, T, Alabama . . . . .	79
10 GENE FLICK, C, Minnesota . . . . .	89
11 TOM FARRIS, B, Wisconsin . . . . .	99
12 JIMMY RICHARDSON, B, Marquette . . . . .	109
13 <b>BRUCE SMITH, B, Minnesota</b> . . . . .	119
14 BILL APPLEGATE, G, South Carolina . . . . .	129
15 JIM TRIMBLE, T, Indiana . . . . .	139
16 TOM KINKADE, B, Ohio State . . . . .	149
17 FRED PRESTON, E, Nebraska . . . . .	159
18 <b>BOB INGALLS, C, Michigan</b> . . . . .	169
19 GEORGE BENSON, B, Northwestern . . . . .	179
20 HORACE (DEACON) YOUNG, B, Southern Methodist . . . . .	189
21 HENRY WORONICZ, E, Boston College . . . . .	194
22 WOODY ADAMS, T, TCU . . . . .	199

**1943**

April 8, 1943	<i>Drafted 8th</i>
1 <b>DICK WILDUNG, T, Minnesota</b> . . . . .	8
3 <b>IRV COMP, B, St. Benedict's</b> . . . . .	23
5 <b>ROY MCKAY, B, Texas</b> . . . . .	38
6 NICK SUSOEFF, E, Washington State . . . . .	48
7 <b>KEN SNELLING, B, UCLA</b> . . . . .	58
8 <b>LESTER GATEWOOD, C, Baylor</b> . . . . .	68
9 NORM VERRY, T, Southern California . . . . .	78
10 <b>SOLON BARNETT, G, Baylor</b> . . . . .	88
11 <b>BOB FORTE, B, Arkansas</b> . . . . .	98
12 VAN DAVIS, E, Georgia . . . . .	108
13 TOM BROCK, C, Notre Dame . . . . .	118
14 RALPH TATE, B, Oklahoma State . . . . .	128
15 DON CARLSON, T, Denver . . . . .	138
16 MIKE WELCH, B, Minnesota . . . . .	148
17 RON THOMAS, G, Southern California . . . . .	158
18 JIM POWERS, T, St. Mary's (Calif.) . . . . .	168
19 <b>HAROLD PRESCOTT, E, Hardin-Simmons</b> . . . . .	178
20 EDDIE FORREST, C, Santa Clara . . . . .	188

1943 continued

21 LLOYD WASSERBACH, T, Wisconsin	198
22 MARK HOSKINS, B, Wisconsin	208
<b>23 EARL BENNETT, G, Hardin-Simmons</b>	<b>218</b>
24 GEORGE ZELICK, E, Oregon State	228
25 GENE BIERHAUS, E, Minnesota	238
26 GEORGE MAKRIS, G, Wisconsin	248
27 PETE SUSICK, B, Washington	258
28 BUD HASSE, E, Northwestern	268
29 DICK THORNALLY, T, Wisconsin	278
30 BOB RAY, B, Wisconsin	288
31 BRUNEL CHRISTENSEN, T, California	293
32 KEN ROSKIE, B, Southern California	298

**1944**

April 19, 1944		<i>Drafted 6th</i>
<b>1 MERV PREGULMAN, G, Michigan</b>	<b>7</b>	
2 TOM KUZMA, B, Michigan	22	
3 BILL McPARTLAND, T, St. Mary's (Calif.)	38	
4 MICKY McCARDLE, B, Southern California	49	
7 JACK TRACY, E, Washington	60	
8 ALEX AGASE, G, Illinois	71	
9 DON WHITMIRE, T, Alabama	82	
10 BOB KOCH, B, Oregon	93	
11 VIRGIL JOHNSON, E, Arkansas	104	
12 ROY GIUSTI, B, St. Mary's (Calif.)	115	
13 BILL BAUGHMAN, C, Alabama	126	
14 DON GRIFFIN, B, Illinois	137	
15 BERT GISSLER, E, Nebraska	148	
16 LOU SHELTON, B, Oregon State	159	
17 CHARLEY CUSICK, G, Colgate	170	
18 HUGH COX, B, North Carolina	181	
19 KERMIT DAVIS, E, Mississippi State	192	
20 BOB JOHNSON, C, Purdue	203	
21 JIM COX, T, Stanford	214	
22 CLIFF ANDERSON, E, Minnesota	225	
23 JOHN PERRY, B, Duke	236	
24 PETE DeMARIA, G, Purdue	247	
25 LEN LISS, T, Marquette	258	
26 RAY JORDAN, B, North Carolina	269	
27 AL GRUBAUGH, T, Nebraska	280	
28 A.B. HOWARD, E, Mississippi State	291	
29 PAUL PALDINO, G, Arkansas	302	
30 BOB BUTCHOFSKY, B, Texas A&M	313	
31 RUSS DEAL, G, Indiana	319	
32 ABEL GONZALEZ, B, Southern Methodist	325	

**1945**

April 6, 1945		<i>Drafted 11th</i>
<b>1 WALT SCHLINKMAN, B, Texas Tech</b>	<b>11</b>	
<b>3 CLYDE GOODNIGHT, E, Tulsa</b>	<b>27</b>	
5 JOE GRAHAM, E, Florida	43	
<b>6 DON WELLS, T, Georgia</b>	<b>54</b>	
7 CASEY STEPHENSON, B, Tennessee	65	
8 TOBY COLLINS, T, Tulsa	76	
9 LAMAR DINGLER, E, Arkansas	87	
10 HAL HELSCHER, B, Louisiana State	98	
11 RALPH HAMMOND, C, Pittsburgh	109	
12 ED PODGORSKI, T, Lafayette	120	
13 BILL HACKETT, G, Ohio State	131	
14 MARY LINDSEY, B, Arkansas	142	
15 BOB McCLURE, T, Nevada	153	
16 HARRY PIEPER, C, California	164	
17 BOB KULA, B, Minnesota	175	
18 FRANK HAZARD, G, Nebraska	186	
19 ED JEFFERS, T, Oklahoma State	197	
20 BILL PRENTICE, B, Santa Clara	208	
21 WARREN FULLER, E, Fordham	219	
22 FRED NEILSEN, T, St. Mary's (Calif.)	230	
23 BOB GILMORE, B, Washington	241	
24 LLOYD BAXTER, C, Southern Methodist	252	
<b>25 NOLAN LUHN, E, Tulsa</b>	<b>263</b>	
26 NESTOR BLANCO, G, Colorado Mines	274	
27 BILL CHESTNUT, B, Kansas	285	
28 JIM THOMPSON, B, Washington State	296	
29 JIM EVANS, E, Idaho	307	
30 HAMILTON NICHOLS, G, Rice	318	
31 PAUL PRIDAY, B, Ohio State	324	
32 BILLY JOE ALDRIDGE, B, Oklahoma State	330	

**1946**

Jan. 14, 1946		<i>Drafted 6th</i>
1 JOHNNY STRZYKALSKI, B, Marquette	6	
<b>3 BOB NUSSBAUMER, B, Michigan</b>	<b>21</b>	

<b>5 ED CODY, B, Purdue</b>	<b>36</b>
6 JOHN FERRARO, T, Southern California	46
7 ART RENNER, E, Michigan	56
8 BERT COLE, T, Oklahoma State	66
9 GRANT DARNELL, G, Texas A&M	76
10 JOE McAFEE, B, Holy Cross	86
11 STEVE CONROY, B, Holy Cross	96
12 BILLY HILDEBRAND, E, Mississippi State	106
13 TOM HAND, C, Iowa	116
14 GEORGE HILLS, G, Georgia Tech.	126
15 JIM HOUGH, B, Clemson	136
16 DEAN GAINES, T, Georgia Tech.	146
17 J.P. MILLER, G, Georgia	156
18 BOYD MORSE, E, Arizona	166
19 JOE BRADFORD, C, Southern California	176
20 BILL DeROSA, B, Boston College	186
21 RALPH GRANT, B, Bucknell	196
22 HOWARD BROWN, G, Indiana	206
23 ANDY KOSMAC, C, Louisiana State	216
24 MAURICE STACY, B, Washington	226
25 CHICK DAVIDSON, T, Cornell	236
26 JOHN NORTON, B, Washington	246
27 ED HOLTSINGER, B, Georgia Tech	256
28 JOE CAMPBELL, E, Holy Cross	266
29 FRANCIS SAUNDERS, T, Clemson	276
<b>30 AL SPARLIS, G, UCLA</b>	<b>286</b>
31 RALPH CLYMER, G, Purdue	291
32 JOERVIN HENDERSON, C, Missouri	296

**1947**

Dec. 16, 1946		<i>Drafted alternately 5th-7th-6th</i>
1 ERNIE CASE, B, UCLA	6	
3 BURR BALDWIN, E, UCLA	20	
<b>5 PAUL (BUDDY) BURRIS, G, Oklahoma</b>	<b>31</b>	
<b>6 GENE WILSON, E, Southern Methodist</b>	<b>40</b>	
7 DICK CONNERS, B, Northwestern	52	
8 MONTE MONCRIEF, T, Texas A&M	62	
9 BOB McDOUGAL, B, Miami (Fla.)	72	
10 BOB KELLY, B, Notre Dame	81	
11 TOM MOULTON, C, Oklahoma State	92	
12 GEORGE HILLS, G, Georgia Tech.	100	
<b>13 BOB SKOGLUND, E, Notre Dame</b>	<b>111</b>	
14 JACK MITCHELL, B, Oklahoma	122	
15 DENVER CRAWFORD, T, Tennessee	130	
16 JIM CALLANAN, E, Southern California	141	
17 TED SCALISSI, B, Ripon	151	
18 JIM GOODMAN, T, Indiana	160	
19 DICK MILLER, G, Lawrence	172	
20 BRAD ECKLUND, C, Oregon	181	
21 BOB WEST, B, Colorado	190	
22 MAURICE (TEX) REILLY, B, Colorado	202	
23 RON SOCKOLOV, T, California	211	
24 HERB ST. JOHN, G, Georgia	220	
25 FRED REDEKER, B, Cincinnati	232	
26 HERM LUBKER, E, Arkansas	241	
27 BOB PALLADINO, B, Notre Dame	250	
28 BAXTER JARRELL, T, North Carolina	262	
29 RAY SELLERS, E, Georgia	271	
30 JERRY CARLE, B, Northwestern	280	
31 BILL HOGAN, B, Kansas	290	
<b>32 RALPH OLSEN, E, Utah</b>	<b>297</b>	

**1948**

Dec. 19, 1947		<i>Drafted 6th</i>
<b>1 EARL (JUG) GIRARD, B, Wisconsin</b>	<b>7</b>	
<b>3 ED SMITH, B, Texas Mines</b>	<b>19</b>	
5a DON RICHARD, T, Arkansas	27	
(from Detroit Lions)		
5b WEYMAN SELLERS, E, Georgia	31	
<b>6 LARRY OLSONOSKI, G, Minnesota</b>	<b>41</b>	
<b>7 JAY RHODEMYRE, C, Kentucky</b>	<b>51</b>	
8 BOB CUNZ, T, Illinois	61	
9 (to New York Giants)	71	
10 GEORGE WALMSLEY, B, Rice	81	
11 BOB HODGES, T, Bradley	91	
12 BOB RENNEBOHM, E, Wisconsin	101	
<b>13 PERRY MOSS, B, Illinois</b>	<b>111</b>	
<b>14 FRED PROVO, B, Washington</b>	<b>121</b>	
15 LOU AGASE, T, Illinois	131	
16 TRAVIS RAVEN, B, Texas	141	
17 (to Washington Redskins)	151	
18 KEN BALGE, E, Michigan State	161	
19 CHARLEY TATOM, T, Texas	171	



## 1948 continued

20	FLOYD THOMAS, C, Arkansas	181
21	HERB ST. JOHN, G, Georgia	191
22	DON ANDERSON, B, Rice	201
23	FRED KLING, B, Missouri	211
24	CLYDE BIGGERS, T, Catawba	221
25	<b>STAN HEATH, B, Nevada</b>	<b>231</b>
26	AUBREY ALLEN, T, Colorado	241
27	STAN GORSKI, E, Northwestern	251
28	DON SHARP, C, Tulsa	261
29	JOHN PANELLI, B, Notre Dame	271
30	<b>CLARENCE McGEARY, T, North Dakota State</b>	<b>281</b>
31	MIKE MILLS, E, Brigham Young	289
32	<b>RALPH EARHART, B, Texas Tech</b>	<b>296</b>

## 1949

Dec. 21, 1948

Drafted 4th (Rounds 1-3);

Drafted alternately 3rd-2nd (4-25)

1	<b>STAN HEATH, B, Nevada</b>	<b>5</b>
2	DAN DWORSKY, C, Michigan	15
3	<b>LOUIS FERRY, T, Villanova</b>	<b>25</b>
4	<b>BOB SUMMERHAYS, B, Utah</b>	<b>34</b>
5	GLENN LEWIS, B, Texas Tech	43
6	JOE ETHERIDGE, T, Southern Methodist	54
7	(to Los Angeles Rams)	63
8	<b>DAN ORLICH, E, Nevada</b>	<b>74</b>
9	EVERETTE FAUNCE, B, Minnesota	83
10	(to Los Angeles Rams through Detroit Lions)	94
11	HARRY LARCHE, T, Arkansas State	103
12	<b>REBEL STEINER, E, Alabama</b>	<b>114</b>
13	AL MASTRANGELI, C, Illinois	123
14	BOBBY WILLIAMS, C, Texas Tech	134
15	KEN COOPER, G, Vanderbilt	143
16	GENE REMENAR, T, West Virginia	154
17	PAUL DEVINE, B, Heidelberg	163
18	FLOYD LEWIS, G, Southern Methodist	174
19	BOBBY FOLSOM, E, Southern Methodist	183
20	LARRY COONEY, B, Penn State	194
21	<b>KENNETH KRANZ, B, Milwaukee Teachers</b>	<b>203</b>
22	JOHN KORDICH, B, Southern California	214
23	BILL KELLEY, E, Texas Tech	223
24	JIMMY FORD, B, Tulsa	234
25	FRANK LAMBRIGHT, G, Arkansas	243

## 1950

Jan. 21-22, 1950

Drafted 3rd

1	<b>CLAYTON TONNEMAKER, C, Minnesota</b>	<b>4</b>
2	<b>TOBIN ROTE, QB, Rice</b>	<b>17</b>
3	GORDY SOLTAU, E, Minnesota	30
4	<b>LARRY COUTRE, RB, Notre Dame</b>	<b>43</b>
5	(to Pittsburgh Steelers)	56
6	<b>JACK CLOUD, B, William &amp; Mary</b>	<b>69</b>
7	<b>LEON MANLEY, T, Oklahoma</b>	<b>82</b>
8	HARRY SZULBORSKI, B, Purdue	95
9	ROGER WILSON, E, South Carolina	108
10	BOB MEALEY, T, Minnesota	121
11	GENE LORENDO, E, Georgia	134
12	ANDY PAVICH, E, Denver	147
13	CARLTON ELLIOTT, E, Virginia	160
14	FRED LEON, T, Nevada	173
15	GENE HUEBNER, C, Baylor	186
16	FRANK KUZMA, B, Minnesota	199
17	HAL OTTERBACK, G, Wisconsin	212
18	ARNOLD GALIFFA, QB, Army	225
19	EARL ROWAN, T, Hardin-Simmons	238
20	JIM HOWE, B, Kentucky	251
21	GENE EVANS, B, Wisconsin	264
22	CHUCK BEATTY, C, Penn State	277
23	GEORGE MATTEY, G, Ohio State	290
24	DON DELPH, B, Dayton	303
25	FRANK WATERS, B, Michigan State	316
26	CLAUDE RADTKE, E, Lawrence	329
27	BILL OSBORNE, B, Nevada	342
28	HERM HERING, B, Rutgers	355
29	BEN ZARANKA, E, Kentucky	368
30	RAY MALLOUF, B, Southern Methodist	381
	(chosen off of New York Bulldogs roster)	

## 1951

Jan. 18-19, 1951

Drafted alternately 3rd-2nd-1st

1	BOB GAIN, T, Kentucky	5
2	<b>ALBIN COLLINS, HB, Louisiana State</b>	<b>16</b>
3	<b>FRED CONE, FB, Clemson</b>	<b>27</b>
4	(to Cleveland Browns for Bill Boedeker)	41

5	WADE STINSON, HB, Kansas	52
6	SIDMUND HOLLOWENKO, T, John Carroll	63
7	BILL SUTHERLAND, E, St. Vincent	77
8	(to Cleveland Browns for Tom O'Malley)	88
9	DICK McWILLIAMS, T, Michigan	99
10	BOB NOPPINGER, E, Georgetown	114
11	GEORGE ROOKS, FB, Morgan State	125
12	CARL KREAGER, C, Michigan	136
13	ED STEPHENS, HB, Missouri	150
14	RAY BAUER, E, Montana	161
15	JOE ERNST, QB, Tulane	172
16	<b>DICK AFFLIS, T, Nevada</b>	<b>186</b>
17	<b>RAY PELFREY, B, Eastern Kentucky</b>	<b>197</b>
18	ED PETELA, FB, Boston College	208
19	JIM LIBER, HB, Xavier	222
20	DICK JOHNSON, T, Virginia	233
21	ART EDLING, E, Minnesota	244
22	ART FELKER, E, Marquette	258
23	TUBBA CHAMBERLAIN, T, Wisconsin-Eau Claire	269
24	DICK CHRISTIE, FB, Nebraska-Omaha	280
25	CHARLES MONTE, HB, Hillsdale	294
26	BILL MILLER, T, Ohio State	305
27	BOB BOSSONS, C, Georgia Tech	316
28	BILL AYRE, HB, Abilene Christian	330
29	RALPH FIELER, E, Miami (Fla.)	341
30	ED WITHERS, HB, Wisconsin	352

## 1952

Jan. 17, 1952

Drafted alternately 3rd-2nd

1	<b>BABE PARILLI, QB, Kentucky</b>	<b>4</b>
2	<b>BILLY HOWTON, E, Rice</b>	<b>15</b>
3	<b>BOBBY DILLON, DB, Texas</b>	<b>28</b>
4	(to Cleveland Browns)	39
5	<b>DAVE HANNER, DT, Arkansas</b>	<b>52</b>
6	<b>TOM JOHNSON, T, Michigan</b>	<b>63</b>
7	<b>BILL REICHARDT, FB, Iowa</b>	<b>76</b>
8	MEL BECKET, C, Indiana	87
9	<b>DERAL TETEAK, G, Wisconsin</b>	<b>100</b>
10a	ART KLEINSCHMIDT, G, Tulane	111
10b	BUD ROFFLER, HB, Washington State	116
	(from Chicago Bears)	
11	BILLY BURKHALTER, HB, Rice	124
12	BILL WILSON, T, Texas	135
13	BILLY HAIR, HB, Clemson	148
14	JACK MORGAN, T, Michigan State	159
15	<b>BOBBY JACK FLOYD, FB, TCU</b>	<b>172</b>
16	JOHNNY COATTA, QB, Wisconsin	183
17	DON PETERSON, HB, Michigan	196
18	HOWARD TISDALE, T, Stephen F. Austin	207
19	JOHN PONT, HB, Miami (Ohio)	220
20	<b>CHARLES BOERIO, C, Illinois</b>	<b>231</b>
21	HERB ZIMMERMAN, G, TCU	244
22	KARL KLUCKHOHN, E, Colgate	255
23	FRANK KAPRAL, G, Michigan State	268
24	JOHN SCHEUTZNER, E, South Carolina	279
25	CHARLES LaPRADD, T, Florida	292
26	CHARLES STOKES, T, Tennessee	303
27	I.D. RUSSELL, B, Southern Methodist	316
28	BILL BARRETT, HB, Notre Dame	327
29	BILL STRATTON, B, Lewis	340
30	JACK FULKERSON, T, Southern Mississippi	351

## 1953

Jan. 22, 1953

Drafted 6th

1	<b>AL CARMICHAEL, HB, Southern California</b>	<b>7</b>
2	GIL REICH, HB, Kansas	19
3	<b>BILL FORESTER, DT, Southern Methodist</b>	<b>31</b>
4	<b>GIB DAWSON, HB, Texas</b>	<b>43</b>
5	<b>ROGER ZATKOFF, T, Michigan</b>	<b>55</b>
6	BOB KENNEDY, G, Wisconsin	67
7	<b>JIM RINGO, C, Syracuse</b>	<b>79</b>
8	LAUREN HARGROVE, HB, Georgia	91
9	FLOYD HARRAWOOD, T, Tulsa	103
10	VICTOR RIMKUS, G, Holy Cross	115
11	<b>JOE JOHNSON, HB, Boston College</b>	<b>127</b>
12	DICK CURRAN, HB, Arizona State	139
13	BOB ORDERS, C, West Virginia	151
14	CHARLES WRENN, T, TCU	163
15	GENE HELWIG, HB, Tulsa	175
16	JOHN HLAY, FB, Ohio State	187
17	BILL GEORGES, E, Texas	199
18	JIM PHILBEE, HB, Bradley	211
19	<b>BILL LUCKY, T, Baylor</b>	<b>223</b>

1953 continued

20 JOHN HARVILLE, HB, TCU	235
21 BOB CONWAY, HB, Alabama	247
22 BILL TURNBEAUGH, T, Auburn	259
23 BILL MURRAY, E, American International	271
24 JIM HASLAM, T, Tennessee	283
25 IKE JONES, E, UCLA	295
26 GEORGE BOZANIC, HB, Southern California	307
27 JAMES MCCONAUGHEY, E, Houston	319
28 ZACK JORDAN, HB, Colorado	331
29 HENRY O'BRIEN, G, Boston College	343
30 AL BARRY, G, Southern California	355

1954

Jan. 28, 1954	<i>Drafted 2nd</i>
1a ART HUNTER, T, Notre Dame	3
1b VERYL SWITZER, HB, Kansas State	4
(from New York Giants)	
2 BOB FLECK, T, Syracuse	15
3 GEORGE TIMBERLAKE, G, Southern California	27
(to Washington Redskins for Johnny Papit)	39
4 TOM ALLMAN, FB, West Virginia	40
(from Baltimore Colts)	
5 MAX MCGEE, E, Tulane	51
6 (to Detroit Lions for Gus Cifelli)	63
7 SAM MARSHALL, T, Florida A&M	75
8 JIMMIE WILLIAMS, T, Texas Tech	87
9 DAVE DAVIS, E, Georgia Tech	99
10 GENE KNUTSON, E, Michigan	111
11 KEN HALL, E, North Texas State	123
12 BILL OLIVER, HB, Alabama	135
13 MIKE TAKACS, G, Ohio State	147
14 DAVE JOHNSON, HB, Rice	159
15 (to San Francisco 49ers for Ben Aldridge)	171
16 DESMOND KOCH, HB, Southern California	183
17 J.D. ROBERTS, G, Oklahoma	195
18 EMERY BARNES, E, Oregon	207
19 KEN HALL, C, Springfield	219
20 LOWELL HERBERT, G, Pacific	231
21 ART LIEBSCHER, HB, Pacific	243
22 BILL BUFORD, T, Morgan State	255
23 CLINT SATHRUM, QB, St. Olaf	267
24 MARVIN TENNEFOSS, E, Stanford	279
25 JACK SMALLEY, T, Alabama	291
26 RALPH BAERL, T, Maryland	303
27 HOSEA SIMS, E, Marquette	315
28 EVAN SLONAC, FB, Michigan State	327
29 JERRY DUFEK, T, St. Norbert	339
30 TERRY CAMPBELL, QB, Washington State	351

1955

Jan. 27-28, 1955	<i>Drafted 4th</i>
1 TOM BETTIS, G/LB, Purdue	5
2 JIM TEMP, DE, Wisconsin	17
3 BUDDY LEAKE, HB, Oklahoma	29
(to Cleveland Browns for Jerry Helluin)	41
5 HANK BULLOUGH, G, Michigan State	53
6 NORM AMUNDSEN, G, Wisconsin	65
7 BOB CLEMENS, FB, Georgia	77
8 JOHN CROUCH, E, TCU	89
9 ED CULPEPPER, T, Alabama	101
10 GEORGE ROGERS, T, Auburn	113
11 RON CLARK, HB, Nebraska	125
12 ART WALKER, T, Michigan	137
13 ED ADAMS, FB, South Carolina	149
14 FRED BAER, HB, Michigan	161
15 GEORGE MACHOUKAS, C, Toledo	173
16 CHARLIE BRACKINS, QB, Prairie View	185
17 LYNN BEIGHTOL, QB, Maryland	197
18 DOYLE NIX, DB, Southern Methodist	209
19 ROBERT CARTER, T, Grambling State	221
20a CARL BOLT, HB, Southern Mississippi	233
20b BOB ANTKOWIAK, E, Bucknell	236
(from New York Giants for John Bauer)	
21 LAVELL ISBELL, T, Houston	245
22 BILL BRUNNER, FB, Arkansas Tech	257
23 ELTON SHAW, T, Louisiana State	269
24 CHARLES BRYANT, G, Nebraska	281
25 NATE BORDEN, E, Indiana	293
26 JIM JENNINGS, E, Missouri	305
27 BOB PERRINGER, E, Washington State	317
28 JACK SPEARS, T, Tennessee-Chattanooga	329
29 SAM PINO, FB, Boston University	341
30 BOB SAIA, FB, Tulane	352

1956

Nov. 28, 1955 (Rounds 1-3); Jan. 17, 1956 (4-30)	<i>Drafted 7th</i>
1 JACK LOSCH, HB, Miami (Fla.)	8
2 FORREST GREGG, T, Southern Methodist	20
(to Los Angeles Rams in Tom Dahms trade)	32
4 CECIL MORRIS, G, Oklahoma	44
5 BOB SKORONSKI, T, Indiana	56
6 BOB BURRIS, HB, Oklahoma	68
7 HANK GREMMINGER, E, Baylor	80
8 RUSS DENNIS, E, Maryland	92
9 GORDON DUVAL, FB, Southern California	104
10 BOB LAUGHERY, FB, Maryland	116
11 MIKE HUDOCK, C, Miami (Fla.)	128
12 MAX BURNETT, HB, Arizona	140
13 JAMES MENSE, C, Notre Dame	152
14 CHARLIE THOMAS, FB, Wisconsin	164
15 BUDDY ALLISTON, G, Mississippi	176
16 CURTIS LYNCH, T, Alabama	188
17 BART STARR, QB, Alabama	200
18 STAN INTIHAR, E, Cornell	212
19 KEN VAKEY, E, Texas Tech	224
20 CLYDE LETBETTER, G, Baylor	236
21 HAL O'BRIEN, FB, Southern Methodist	248
22 JOHN POPSON, HB, Furman	260
23 JESSE BIRCHFIELD, G, Duke	272
24 DON WILSON, C, Rice	284
25 FRANZ KOENEKE, E, Minnesota	296
26 DICK GOEHE, T, Mississippi	308
27 DICK KOLIAN, E, Wisconsin	320
28 BOB LANCE, QB, Florida	332
29 VESTER NEWCOMB, C, Southwest J.C.	344
30 ROD HERMES, QB, Beloit	355

1957

Nov. 26, 1956 (Rounds 1-4); Jan. 31, 1957 (5-30)	<i>Drafted alternately 3rd-5th-4th (Rounds 1-4); Drafted alternately 3rd-2nd (5-30)</i>
BONUS CHOICE: PAUL HORNUNG, HB, Notre Dame	1
1 RON KRAMER, E, Michigan	4
2 JOEL WELLS, HB, Clemson	18
3 DALTON TRUAX, T, Tulane	29
4 CARL VEREEN, T, Georgia Tech	41
5 (to Cleveland Browns for Don King)	52
6 (to Cleveland Browns for John Sandusky)	63
6 JACK NISBY, G, Pacific	70
(from Chicago Cardinals for Tom Dahms)	
7 FRANK GILLIAM, E, Iowa	76
8 GEORGE BELOTTI, C, Southern California	87
9 KEN WINEBURG, HB, TCU	100
10 GARY GUSTAFSON, G, Gustavus Adolphus	111
11 JIM ROSEBORO, HB, Ohio State	124
12a ED SULLIVAN, C, Notre Dame	135
12b GLENN BESTOR, B, Wisconsin	145
(from New York Giants for Jack Spinks)	
13 JIM MORSE, HB, Notre Dame	148
14 RUDY SCHOENDORF, T, Miami (Ohio)	159
15 PAT HINTON, G, Louisiana Tech	172
16 ED BUCKINGHAM, T, Minnesota	183
17 DON BOUDREAUX, T, Houston	196
18 CREDELL GRENN, HB, Washington	207
19 ERNIE DANJEAN, G, Auburn	220
20 PERCY OLIVER, G, Illinois	231
21 CHARLES MEHRER, T, Missouri	244
22 RON QUILLIAN, QB, Tulane	255
23 JOHN SYMANK, DB, Florida	268
24 CHARLES LEYENDECKER, T, Southern Methodist	279
25 JERRY JOHNSON, T, St. Norbert	292
26 BUDDY BASS, E, Duke	303
27 MARTIN BOOHER, T, Wisconsin	316
28 DAVE HERBOLD, G, Minnesota	327
29 HOWARD DARE, RB, Maryland	340

1958

Dec. 2, 1957 (Rounds 1-4); Jan. 28, 1958 (5-30)	<i>Drafted 2nd (Rounds 1-4); Drafted alternately 2nd-1st (5-30)</i>
1 DAN CURRIE, C, Michigan State	3
2 JIM TAYLOR, FB, Louisiana State	15
3a DICK CHRISTY, HB, North Carolina State	27
3b RAY NITSCHKE, B, Illinois	36
(from New York Giants for John Martinkovic)	
4 JERRY KRAMER, G, Idaho	39
5 JOE FRANCIS, QB, Oregon State	51
6 KEN GRAY, T, Howard Payne	62

ALL-TIME PACKERS DRAFTS

COMMUNITY

ADMIN. & COACHES

VETERANS

DRAFT & FREE AGENTS

2022 REVIEW

ALL-TIME DRAFTS

LAMBEAU FIELD

MISC.

## 1958 continued

7	DOUG MAINSON, QB, Hillsdale	75
8	MIKE BILL, C, Syracuse	86
9	NORM JAROCK, HB, St. Norbert	99
10	CARL JOHNSON, T, Illinois	110
11	HARRY HORTON, E, Wichita	123
12	WAYNE MILLER, E, Baylor	134
13	GENE COOK, E, Toledo	147
14	HARRY HAUFFE, T, South Dakota	158
15	TOM NEWELL, HB, Drake	171
16	ARLEY FINLEY, T, Georgia Tech	182
17	JOE REESE, E, Arkansas Tech	195
18	CHARLES STRID, G, Syracuse	206
19	(to Chicago Bears for Lee Hermesen)	219
20	JOHN DUBOSE, HB, Trinity (Texas)	230
21	JERRY KERSHNER, T, Oregon	243
22	DICK MAGGARD, HB, College of Idaho	254
23	JACK ASHTON, G, South Carolina	267
24	JOHN JERECK, T, Detroit	278
25	LARRY PLENTY, HB, Boston College	291
26	ESKER HARRIS, G, UCLA	302
27	NEIL HABIG, C, Purdue	315
28	DAVE CROWELL, G, Washington State	326
29	ROBERT HAYNES, T, Sam Houston State	339
30	JOHN PETERS, T, Houston	350

## 1959

Dec. 1, 1958 (Rounds 1-4); Jan. 21, 1959 (5-30)	Drafted 1st	
1	RANDY DUNCAN, QB, Iowa	1
2	ALEX HAWKINS, HB, South Carolina	13
3	BOYD DOWLER, E, Colorado	25
4	(to Cleveland Browns for Len Ford)	37
5	(to Washington Redskins for J.D. Kimmel)	49
5	ANDY CVERCKO, G, Northwestern	55
	(from Pittsburgh Steelers for Dick Christy)	
6	WILLIE TAYLOR, C, Florida A&M	61
7a	BOBBY JACKSON, HB, Alabama	73
7b	GARY RAID, T, Willamette	83
	(from New York Giants for Al Berry)	
8a	BUDDY MAYFIELD, E, South Carolina	85
8b	BOB LARABA, HB, Texas-El Paso	95
	(from Cleveland Browns for Dick Deschaine)	
9	GEORGE DIXON, HB, Bridgeport	97
10	SAM TUCCIO, G/T, Southern Mississippi	109
11	BOB WEBB, QB, St. Ambrose	121
12	LARRY HALL, G, Missouri Valley	133
13	JIM HURD, FB, Albion	145
14	KEN KERR, G, Arizona State	157
15	DICK TETEAK, G, Wisconsin	169
16	DAN EDGINGTON, E, Florida	181
17	TOM SECULES, HB, William & Mary	193
18	DICK NEARENTS, T, Eastern Washington	205
19	BILL BUTLER, HB, Tennessee-Chattanooga	217
20	CHUCK SAMPLE, FB, Arkansas	229
21	DAVE SMITH, FB, Ripon	241
22	CHARLES ANDERSON, E, Drake	253
23	ORVILLE LAWVER, T, Lewis & Clark	265
24	JOE HERGERT, C, Florida	277
25	LEROY HARDEE, HB, Florida A&M	289

Ray Nitschke  
University of Illinois, 1958



Jim Taylor  
Louisiana State, 1958



26	KEN HIGGINBOTHAM, E, Trinity (Texas)	301
27	TIM BROWN, HB, Ball State	313
28	JERRY EPPS, G, West Texas State	325
29	JOHN FLARA, HB, Pittsburgh	337
30	DICK EMERICH, T, West Chester	349

## 1960

Nov. 30, 1959	Drafted 5th	
1	TOM MOORE, HB, Vanderbilt	5
2	BOB JETER, HB, Iowa	17
3	(to Chicago Cardinals for Lamar McHan)	29
4	(to Cleveland Browns for Henry Jordan)	41
5	DALE HACKBART, DB, Wisconsin	51
	(from Detroit Lions for Ollie Spencer)	
5	(to Cleveland Browns for Bob Freeman)	53
6	MIKE WRIGHT, T, Minnesota	65
7	KIRK PHARES, G, South Carolina	77
8	DON HITT, C, Oklahoma State	89
9	FRANK BRIXIUS, T, Minnesota	101
10	(to Chicago Cardinals for Ken Beck)	113
11	RON RAY, T, Howard Payne	125
12	HARRY BALL, T, Boston College	137
13	PAUL WINSLOW, HB, North Carolina Central	149
14	JON GILLIAM, C, East Texas State	161
15	GARNEY HENLEY, HB, Huron	173
16	JOHN LITTLEJOHN, HB, Kansas State	185
17	JOE GOMES, HB, South Carolina	197
18	ROYCE WHITTINGTON, T, Southwestern Louisiana	209
19	RICH BROOKS, E, Purdue	221
20	GILMER LEWIS, T, Oklahoma	233

## 1961

Dec. 27-28, 1960	Drafted 12th	
1	HERB ADDERLEY, DB, Michigan State	12
2	RON KOSTELNIK, T, Cincinnati	26
3	PHIL NUGENT, QB, Tulane	40
4a	PAUL DUDDLEY, HB, Arkansas	54
4b	JOE LESAGE, G, Tulane	56
	(from Philadelphia Eagles for Bob Freeman)	
5	JACK NOVAK, G, Miami (Fla.)	68
6	LEE FOLKINS, DE, Washington	82
7	LEWIS JOHNSON, HB, Florida A&M	96
8	(to Cleveland Browns for Bob Jarus)	110
9	VESTER FLANAGAN, T, Humboldt State	124
10a	ROGER HAGBERG, FB, Minnesota	128
	(from Dallas Cowboys for Fred Cone)	
10b	BUCK McLEOD, T, Baylor	138
11	VAL KECKIN, QB, Southern Mississippi	152
12	JOHN DENVIR, T, Colorado	166
13	ELIJAH PITTS, HB, Philander Smith	180
14	NELSON TOBUREN, LB, Wichita	194
15	RAY LARDANI, T, Miami (Fla.)	208
16	CLARENCE MASON, E, Bowling Green	222
17	JIM BREWINGTON, T, North Carolina Central	236
18	ARTHUR SIMS, B, Texas A&M	250
19	LELAND BONDHUS, T, South Dakota State	264
20	RAY RATKOWSKI, HB, Notre Dame	278

## 1962

Dec. 4, 1961	Drafted 14th	
1	EARL GROS, FB, Louisiana State	14
2	ED BLAINE, G, Missouri	28
3	GARY BARNES, E, Clemson	41
	(from New York Giants for Joel Wells)	
3	(to Cleveland Browns for John Roach)	42
4	RON GASSERT, DT, Virginia	56
5a	CHUCK MORRIS, HB, Mississippi	65
	(from Baltimore Colts for Lamar McHan)	



Herb Adderley  
Michigan State, 1961

1962 continued

5b	JON SCHOPF, G, Michigan	70
6a	JOHN SUTRO, T, San Jose State (from Washington Redskins for Dale Hackbart)	79
6b	OSCAR DONAHUE, E, San Jose State	84
7	GARY CUTSINGER, T, Oklahoma State	98
8	JAMES TULLIS, HB, Florida A&M	112
9	PETE SCHENCK, DB, Washington State	126
10	GALE WEIDNER, QB, Colorado	140
11	JIM THRUSH, T, Xavier	154
12a	JOE THORNE, HB, South Dakota State (from Dallas Cowboys for Steve Meilinger)	158
12b	TOM PENNINGTON, K, Georgia	168
13	TOM KEPNER, T, Villanova	182
14	ERNEST GREEN, HB, Louisville	196
15	ROGER HOLDINSKY, HB, West Virginia	210
16	JAMES FIELD, DB, Louisiana State	224
17	BUCK CHANANAN, T, Grambling State	238
18	BOB JOINER, QB, Presbyterian	252
19	JERRY SCATTINI, DB, California	266
20	MIKE SNOODGRASS, C, Western Michigan	280

**1963**

Dec. 3, 1962	<i>Drafted 14th</i>	
1	DAVE ROBINSON, DE, Penn State	14
2	TOM BROWN, DB, Maryland	28
3a	DENNIS CLARIDGE, QB, Nebraska (from Pittsburgh Steelers for Tom Bettis)	39
3b	TONY LISCIO, T, Tulsa	42
4a	LIONEL ALDRIDGE, G, Utah State (from New York Giants for Paul Dudley)	54
4b	CARLTON SIMONS, C, Stanford	56
5a	JACK CVERCKO, G, Northwestern (from Washington Redskins for Ben Davidson)	63
5b	DAN GRIMM, T, Colorado	70
6a	JOHN SIMMONS, E, Tulsa (from Dallas Cowboys for John Sutro)	76
6b	JAN BARRETT, E, Fresno State	84
7a	GARY KRONER, HB, Wisconsin (from Cleveland Browns for Ernie Green)	93
7b	OLIN HILL, T, Furman (from Pittsburgh Steelers)	95
7c	TURNLEY TODD, LB, Virginia	98
8a	KEITH KINDERMAN, HB, Florida State (from Dallas Cowboys for Lee Folkins)	104
8b	LOUIS RETTINO, FB, Villanova	112
9	BILL FREEMAN, T, Southern Mississippi	126
10	EARL MCQUISTON, G, Iowa	140
11	MARV FLEMING, E, Utah	154
12	DARYLE LAMONICA, QB, Notre Dame	168
13	BILL KELLUM, T, Tulane	182
14	ED HOLLER, LB, South Carolina	196
15	GENE BREEN, LB, Virginia Tech	210
16	COOLIDGE HUNT, FB, Texas Tech	224
17	THURMAN WALKER, E, Illinois	238
18	LUIS HERNANDEZ, G, Texas-El Paso	252
19	HERMAN HAMP, HB, Fresno State	266
20	BOBBY BREZINA, HB, Houston	280

**1964**

Dec. 2, 1963	<i>Drafted 13th</i>	
1	LLOYD VOSS, T, Nebraska	13
2	JON MORRIS, C, Holy Cross	27
3a	ODE BURRELL, HB, Mississippi State (from Baltimore Colts)	36
3b	JOE O'DONNELL, G, Michigan (from New York Giants in Bill Quinlan/John Symank trade)	40
3c	TOMMY CRUTCHER, LB/FB, TCU	41
4a	BOB LONG, WR, Wichita (from Philadelphia Eagles for Ed Blaine)	44
4b	PAUL COSTA, B, Notre Dame	55
5a	DUKE CARLISLE, HB, Texas (from Dallas Cowboys for Gary Barnes)	60
5b	STEVE WRIGHT, T, Alabama	69
6	(to Dallas Cowboys for Jerry Norton)	83
7	DICK HERZING, T, Drake	97
8	KEN BOWMAN, C, Wisconsin	111
9	JOHN McDOWELL, T, St. John's (Minn.)	125
10	ALLEN JACOBS, HB, Utah	139
11	JACK PETERSEN, T, Nebraska-Omaha	153
12	DWAIN BEAN, HB, North Texas State	167
13	JACK MAURO, T, Northern Michigan	181
14	TOM O'GRADY, WR, Northwestern	195

15	ALEX ZENKO, T, Kent State	209
16	ANDREW IRELAND, HB, Utah	223
17	LEONARD ST. JEAN, E, Northern Michigan	237
18	MIKE HICKS, G, Marshall	251
19	JOHN BAKER, E, Virginia Union	265
20	BILL CURRY, C, Georgia Tech	279

**1965**

Nov. 28, 1964	<i>Drafted 10th</i>	
1a	DONNY ANDERSON, HB, Texas Tech (from Phila., in Jim Ringo/Earl Gros/Lee Roy Caffey trade)	7
1b	LAWRENCE ELKINS, WR, Baylor	10
2	ALPHONSE DOTSON, T, Grambling State	24
3	ALLEN BROWN, E, Mississippi	38
4	WALLY MAHLE, HB, Syracuse	52
5a	JAMES HARVEY, T, Mississippi (from Pittsburgh Steelers)	59
5b	DOUG GOODWIN, FB, Maryland State	66
6a	RICK KOEPER, T, Oregon State (from Pittsburgh Steelers)	74
6b	BILL SYMONS, HB, Colorado	80
7a	JERRY ROBERTS, B, Baldwin-Wallace (from New York Giants for Turnley Todd)	85
7b	ROGER JACOBBAZZI, T, Wisconsin (from San Francisco 49ers)	86
7c	JUNIOR COFFEY, HB, Washington	94
8	MIKE SHINN, E, Kansas	108
9	LARRY BULAICH, HB, TCU	122
10	RICH MARSHALL, T, Stephen F. Austin	136
11	JIM WEATHERWAX, T, Cal State-Los Angeles	150
12	GENE JETER, HB, Arkansas-Pine Bluff	164
13	ROY SCHMIDT, G, Long Beach State	178
14	JOHN PUTNAM, FB, Drake	192
15	CHUCK HURSTON, T, Auburn	206
16	PHIL VANDERSEA, FB, Massachusetts	220
17	STEVE CLARK, K, Oregon State	234
18	JEFF WHITE, E, Texas Tech	248
19	LEN SEARS, T, South Carolina	262
20	JAMES CHANDLER, HB, Benedictine	276

**1966**

Nov. 27, 1965	<i>Drafted alternately 13th-14th</i>	
1a	JIM GRABOWSKI, FB, Illinois (from Detroit Lions for Ron Kramer)	9
1b	GALE GILLINGHAM, T, Minnesota	13
2	TOM CICHOWSKI, T, Maryland	30
3a	FRED HERON, T, San Jose State	45
3b	TONY JETER, E, Nebraska (from Cleveland Browns)	46
4	JOHN RODERICK, E, Southern Methodist	62
5	(to Los Angeles Rams)	77
6	(to Washington Redskins for Bill Anderson)	94
7	RAY MILLER, DE, Idaho	108
8	KEN McLEAN, E, Texas A&M	124
9	RON RECTOR, HB, Northwestern	138
10	SAM MONTGOMERY, HB, Southern Univ.	154
11	RALPH WENZEL, G, San Diego State	168
12	JIM MANKINS, FB, Florida State	184
13	ED KING, LB, Southern California	198
14	RON HANSON, E, North Dakota State	214
15	GRADY BOLTON, T, Mississippi State	228
16	ROBERT SCHULTZ, DE, Wisconsin-Stevens Point	244
17	DAVE HATHCOCK, DB, Memphis State	258
18	JIM JONES, DE, Nebraska-Omaha	274
19	DAVE MOTON, TE, Southern California	288
20	ED MARAS, E, South Dakota State	304

**1967**

March 14, 1967	<i>Drafted 25th</i>	
1a	BOB HYLAND, C/G, Boston College (from Pittsburgh in Tony Jeter/Lloyd Voss trade)	9
1b	DON HORN, QB, San Diego State	25
2a	DAVE DUNAWAY, WR, Duke (from Los Angeles Rams for Tom Moore)	41
2b	JIM FLANIGAN, LB, Pittsburgh	51
3	JOHN ROWSER, DB, Michigan	78
4	TRAVIS WILLIAMS, RB, Arizona State (from Washington Redskins for Ron Rector)	93
4	(to St. Louis Cardinals for third-round pick in 1968)	105
5a	DWIGHT HODD, DT, Baylor (from Pittsburgh Steelers for Ron Smith)	116
5b	DICK TATE, DB, Utah (from Dallas Cowboys for Hank Gremminger)	130



## 1967 continued

5c	JAY BACHMAN, C, Cincinnati	132
6	STEW WILLIAMS, FB, Bowling Green	158
7a	BOB ZIOLKOWSKI, T, Iowa	161
	(from New York Giants for Allen Jacobs)	
7b	BILL POWELL, G/LB, Missouri	184
8	CLARENCE MILES, DT, Trinity (Texas)	210
9	HARLAND REED, TE, Mississippi State	236
10	BILL SHEAR, K, Cortland State	262
11	DAVE BENNETT, QB, Springfield	287
12	MIKE BASS, DB, Michigan	314
13	KEITH BROWN, WR, Central Missouri State	340
14	CLAUDIS JAMES, HB, Jackson State	366
15	JAMES SCHNEIDER, DT, Colgate	392
16	FRED CASSIDY, HB, Miami (Fla.)	418
17	JEFF ELIAS, TE, Kansas	444

## 1968

Jan. 30-31, 1968		<i>Drafted 26th</i>
1a	FRED CARR, LB, Texas-EI Paso	5
	(from New Orleans Saints for Jim Taylor)	
1b	BILL LUECK, G, Arizona	26
2	(to Los Angeles Rams in Ben Wilson trade)	53
3a	BILL STEVENS, QB, Texas-EI Paso	67
	(from St. Louis Cardinals for Fred Heron)	
3b	DICK HIMES, T, Ohio State	81
4a	BRENDAN McCARTHY, FB, Boston College	92
	(from Pittsburgh Steelers for Dick Arndt)	
4b	JOHN ROBINSON, WR, Tennessee State	108
5a	STEVE DUICH, T, San Diego State	121
	(from Pittsburgh Steelers for Kent Nix)	
5b	FRANCIS WINKLER, DE, Memphis State	137
6	WALTER CHADWICK, HB, Tennessee	164
7	ANDY BEATH, DB, Duke	191
8	TOM OWENS, G, Missouri-Rolla	218
9	BOB APISA, FB, Michigan State	245
10a	RICHARD CASH, T, Northeast Missouri State	260
	(from New York Giants for Dave Hathcock)	
10b	RON WORTHEN, C, Arkansas State	272
11	GORDON RULE, DB, Dartmouth	299
12	DENNIS PORTER, DT, Northern Michigan	325
13	FRANK GEISELMAN, WR, Rhode Island	353
14	JOHN FARLER, WR, Colorado	380
15	RIDLEY GIBSON, DB, Baylor	407
16	AL GROVES, DT, St. Norbert	434
17	KEN ROTA, HB, North Dakota State	461

## 1969

Jan. 28-29, 1969		<i>Drafted 12th</i>
1	RICH MOORE, DT, Villanova	12
2	DAVE BRADLEY, T, Penn State	38
3	JOHN SPILIS, WR, Northern Illinois	64
4	PERRY WILLIAMS, FB, Purdue	90
5	BILL HAYHOE, T, Southern California	116
6a	RON JONES, TE, Texas-EI Paso	134
	(from Pittsburgh Steelers in Dick Capp trade)	
6b	KEN VINYARD, K, Texas Tech	142
7	LARRY AGAJANIAN, DT, UCLA	168
8	DOUG GOSNELL, DT, Utah State	194
9	DAVE HAMPTON, RB, Wyoming	220
10	BRUCE NELSON, T, North Dakota State	246
11	LEON HARDEN, DB, Texas-EI Paso	272
12	TOM BUCKMAN, TE, Texas A&M	298
13	CRAIG KOINZAN, LB, Doane	324
14	RICH VOLTZKE, HB, Minnesota	350
15	DAN ECKSTEIN, S, Presbyterian	376
16	DICK HEWINS, WR, Drake	402
17	JOHN MACK, RB, Central Missouri State	428

## 1970

Jan. 27-28, 1970		<i>Drafted alternately 16th-15th</i>
1a	MIKE McCOY, DT, Notre Dame	2
	(from Chicago Bears in Elijah Pitts/ Lee Roy Caffey/Bob Hyland trade)	
1b	RICH McGEORGE, TE, Eion	16
2	AL MATTHEWS, CB, Texas A&I	41
3	JIM CARTER, LB, Minnesota	63
4a	KEN ELLIS, WR, Southern Univ.	98
4b	SKIP BUTLER, K, Texas-Arlington	96
	(from Baltimore Colts for Ron Kostelnik)	
5	CECIL PRYOR, DE, Michigan	120
6	ERVIN HUNT, DB, Fresno State	145
7	CLEO WALKER, C, Louisville	172
8	TIM MJOS, RB, North Dakota State	197

9	BOB REINHARD, G, Stanford	224
10a	RUSS MELBY, DT, Weber State	248
10b	FRANK PATRICK, TE, Nebraska	251
	(from Washington Redskins for Leo Carroll)	
11	DAN HOOK, LB, Humboldt State	276
12	FRANK FOREMAN, WR, Michigan State	300
13	DAVE SMITH, RB, Utah	328
14	BOB LINTS, G, Eastern Michigan	353
15	MIKE CARTER, WR, Sacramento State	380
16	JIM HEACOCK, S, Muskingum	405
17	LARRY KRAUSE, RB, St. Norbert	432

## 1971

Jan. 28-29, 1971		<i>Drafted alternately 12th-11th-10th</i>
1	JOHN BROCKINGTON, RB, Ohio State	9
	(from Denver Broncos in draft-day trade)	
1	(to Denver Broncos, along with Don Horn, in draft-day trade)	12
2	(to San Francisco 49ers for Kevin Hardy)	37
2	VIRGIL ROBINSON, RB, Grambling State	46
	(from Los Angeles Rams in Travis Williams trade)	
3	CHARLIE HALL, CB, Pittsburgh	62
4	(to Los Angeles Rams in Travis Williams trade)	90
5	(to San Diego Chargers for Jacques MacKinnon)	115
5a	DONNELL SMITH, DE, Southern Univ.	116
	(from Washington Redskins for Tom Brown)	
5b	JIM STILLWAGON, LB, Ohio State	124
	(from L.A. Rams through Washington Redskins)	
6	SCOTT HUNTER, QB, Alabama	140
7a	DAVE DAVIS, WR, Tennessee A&I	168
7b	JAMES JOHNSON, WR, Bishop	175
	(from Oakland Raiders)	
8	WIN HEADLEY, C, Wake Forest	193
9	BARRY MAYER, RB, Minnesota	218
10	KEVIN HUNT, T, Doane	246
11	JOHN LANIER, RB/TE, Parsons	271
12	GREG HENDREN, G/C, California	296
13	JACK MARTIN, RB, Angelo State	324
14	LeROY SPEARS, DE, Moorhead State	348
15	LEN GARRETT, TE, New Mexico Highlands	374
16	JACK O'DONNELL, G, Central (Okla.) State	402
17	MONTY JOHNSON, S, Oklahoma	427

## 1972

Feb. 1-2, 1972		<i>Drafted alternately 7th-8th</i>
1a	WILLIE BUCHANON, CB, San Diego State	7
1b	JERRY TAGGE, QB, Nebraska	11
	(from San Diego Chargers in Kevin Hardy trade)	
2	CHESTER MARCOL, K, Hillsdale	34
3	(to Minnesota Vikings for Zeke Bratkowski)	59
4	ERIC PATTON, LB, Notre Dame	86
5	(to New Orleans Saints for Wimp Winther)	111
6a	NATE ROSS, CB, Bethune-Cookman	138
6b	DAVE PUREFORY, LB, Eastern Michigan	142
	(from Chicago Bears for Bob Jeter)	
6c	BOB HUDSON, RB, Northeastern (Okla.) St.	147
	(from Los Angeles Rams in Travis Williams trade)	
7	BILL BUSHONG, DT, Kentucky	163
8	LELAND GLASS, WR, Oregon	190
9	(to Baltimore Colts for Jim DeLisle)	215
10	KEITH WORTMAN, G, Nebraska	242
11	DAVE BAILEY, WR, Alabama	262
12	MIKE RICH, RB, Florida	294
13	JESSE LAKES, RB, Central Michigan	319
14	LARRY HEFNER, LB, Clemson	346
15	RICH THONE, WR, Arkansas Tech	371
16	CHARLES BURRELL, DT, Arkansas AM&N	398
17	(to San Diego Chargers for Cal Withrow)	423

## 1973

Jan. 30-31, 1973		<i>Drafted alternately 21st-20th-22nd</i>
1	BARRY SMITH, WR, Florida State	21
2	(to Dallas Cowboys for Ike Thomas & Ron Widby)	46
3	TOM MacLEOD, LB, Minnesota	74
4	(to Los Angeles Rams in Tommy Crutcher trade)	99
5	(to Oakland Raiders in Carleton Oats trade)	124
6	TOM TONER, LB, Idaho State	152
7	JOHN MULLER, G/T, Iowa	177
8	HISE AUSTIN, DB/WR, Prairie View	202
9	RICK BROWN, LB, South Carolina	230
10	LARRY ALLEN, S/LB, Illinois	255
11	PHIL ENGLE, G, South Dakota State	280
12	LARRY McCARREN, C, Illinois	308
13	TIM ALDERSON, S, Minnesota	333

1973 continued

14	JIM ANDERSON, DT, Northwestern	358
15	REGGIE ECHOLS, WR, UCLA	386
16	KEITH PRETTY, TE, Western Michigan	411
17	HAROLD SAMPSON, DT, Southern Univ.	436

**1974**

Jan. 29-30, 1974 *Drafted 12th*

1	<b>BARTY SMITH, RB, Richmond</b>	12
2	(to Miami Dolphins in Jim Del Gaizo trade)	38
3	(to San Diego Chargers in Jim Hill trade)	54
4	(to San Francisco 49ers in Al Randolph trade)	90
5	<b>STEVE ODOM, WR/KR, Utah</b>	116
6a	DON WOODS, RB, New Mexico	134
	(from Chicago Bears for Zeke Bratkowski)	
6b	<b>KEN PAYNE, WR, Langston</b>	142
7	BART PURVIS, T, Maryland	168
8a	MONTE DORIS, LB, Southern California	194
8b	NED GUILLET, S, Boston College	200
	(from Atlanta Falcons through New Orleans Saints)	
9	HAROLD HOLTON, G, Texas-El Paso	220
10	DOUG TROSZAK, DT, Michigan	246
11	<b>ERIC TORKELSON, RB, Connecticut</b>	272
12	<b>RANDY WALKER, P, Northwestern (La.) State</b>	298
13	EMANUEL ARMSTRONG, LB, San Jose State	324
14	ANDY NELOMS, DT, Kentucky State	350
15	DAVE WANNSTEDT, T, Pittsburgh	376
16	<b>MARK COONEY, LB, Colorado</b>	402
17	RANDY WOODFIELD, WR, Portland State	428

**1975**

Jan. 28-29, 1975 *Drafted alternately 9th-10th*

1	(to Los Angeles Rams in John Hadl trade)	9
2	(from Baltimore Colts in Tom McLeod trade, later sent to Los Angeles Rams in John Hadl trade)	28
2	(to Miami Dolphins in Jim Del Gaizo trade)	36
2	<b>BILL BAIN, G, Southern California</b>	47
	(from Washington Redskins in Dave Robinson trade)	
3	<b>WILLARD HARRELL, RB, Pacific</b>	58
	(from San Diego Chargers in Bob Brown trade)	
3	(to Los Angeles Rams in John Hadl trade)	61
4	<b>STEVE LUKE, S, Ohio State</b>	88
5	(to Dallas Cowboys in Jack Concannon trade)	113
5	(to Los Angeles Rams in Harry Schuh trade)	140
7	TONY GIAQUINTO, WR, Central Connecticut State	165
8	(to Baltimore Colts in Ted Hendricks trade)	192
9	JAY LYNN HODGIN, RB, South Carolina	217
10	<b>WILLIAM COOKE, DE, Massachusetts</b>	244
11	BOB MARTIN, DE, Washington	269
12	<b>CARLOS BROWN, QB, Pacific</b>	296
13	BOB FUHRIMAN, S, Utah State	321
14	STAN BLACKMON, TE, North Texas State	348
15	RANDY ALLEN, WR, Southern Univ.	373
16	<b>BOB McCAFFREY, C, Southern California</b>	400
17	TOM RAY, DB, Central Michigan	425

**1976**

April 8-9, 1976 *Drafted alternately 8th-11th-10th-9th*

1	(to Los Angeles Rams in John Hadl trade)	8
1	<b>MARK KONCAR, T, Colorado</b>	23
	(from Oakland Raiders for Ted Hendricks)	
2	(to Los Angeles Rams in John Hadl trade)	39
3	(to Pittsburgh Steelers in Bruce Van Dyke trade)	70
3	<b>MIKE McCOY, DB, Colorado</b>	72
	(from Kansas City Chiefs in MacArthur Lane trade)	
4	<b>TOM PERKO, LB, Pittsburgh</b>	101
4	(from Philadelphia Eagles, later sent to Houston Oilers in Lynn Dickey trade)	117
5	<b>AUNDRA THOMPSON, RB, East Texas State</b>	132
6	(to Houston Oilers in Paul Robinson trade)	166
7	(to Cincinnati Bengals in Pat Matson trade)	192
8	<b>JIM BURROW, DB, Nebraska</b>	218
9	<b>JIM GUENO, LB, Tulane</b>	245
10	<b>JESSIE GREEN, WR, Tulsa</b>	274
11	CURTIS LEAK, WR, Johnson C. Smith	301
12	<b>MEL JACKSON, G, Southern California</b>	328
13	BRADLEY BOWMAN, DB, Southern Mississippi	355
14	JOHN HENSON, RB, Cal Poly-San Luis Obispo	386
15	JERRY DANDRIDGE, LB, Memphis State	413
16	MIKE TIMMERMANS, G, Northern Iowa	440
17	RAY HALL, TE, Cal Poly-San Luis Obispo	467

**1977**

May 3-4, 1977 *Drafted alternately 9th-11th-10th*

1a	<b>MIKE BUTLER, DE, Kansas</b>	9
1b	<b>EZRA JOHNSON, DE, Morris Brown</b>	28
	(from Oakland Raiders in Ted Hendricks trade)	
2	<b>GREG KOCH, T, Arkansas</b>	39
3	(to Houston Oilers in Lynn Dickey trade)	66
3	<b>RICK SCRIBNER, G, Idaho State</b>	74
	(from Denver Broncos in Bill Bain trade)	
4	(to Pittsburgh Steelers in Bob Barber trade)	93
5	<b>NATE SIMPSON, RB, Tennessee State</b>	122
6	<b>TIM MORESCO, DB, Syracuse</b>	149
7a	<b>DERREL GOFOURTH, C, Oklahoma State</b>	172
	(from New York Giants in Joe Danelo trade)	
7b	RELL TIPTON, G, Baylor	176
8	<b>DAVID WHITEHURST, QB, Furman</b>	206
9	JOEL MULLINS, T, Arkansas State	233
10	<b>JIM CULBREATH, RB, Oklahoma</b>	260
11	<b>TERRY RANDOLPH, DB, American International</b>	290
12	(to Oakland Raiders in Ollie Smith trade)	317

**1978**

May 2-3, 1978 *Drafted 6th*

1a	<b>JAMES LOFTON, WR, Stanford</b>	6
1b	<b>JOHN ANDERSON, LB, Michigan</b>	26
	(from Oakland Raiders in Mike McCoy trade)	
2	<b>MIKE HUNT, LB, Minnesota</b>	34
3	<b>ESTUS HOOD, DB, Illinois State</b>	62
4	(forfeited)	
5a	<b>MIKE DOUGLASS, LB, San Diego State</b>	116
5b	WILLIE WILDER, RB, Florida	128
	(from Pittsburgh Steelers in Dave Pureifory trade)	
6	<b>LEOTIS HARRIS, G, Arkansas</b>	144
7	GEORGE PLASKETES, LB, Mississippi	172
8	<b>DENNIS SPROUL, QB, Arizona State</b>	200
9	KEITH MYERS, QB, Utah State	228
10a	LARRY KEY, RB, Florida State	256
10b	MARK TOTTEN, C, Florida	259
	(from New York Giants in 1976 Joe Danelo trade)	
11	<b>TERRY JONES, DT, Alabama</b>	284
12	EASON RAMSON, TE, Washington State	312

**1979**

May 3-4, 1979 *Drafted alternately 15th-16th*

1	<b>EDDIE LEE IVERY, RB, Georgia Tech</b>	15
2	<b>STEVE ATKINS, RB, Maryland</b>	44
3	<b>CHARLES JOHNSON, DT, Maryland</b>	71
4	(to New York Jets in Carl Barzilauskas trade)	98
5	(to New York Jets in Carl Barzilauskas trade)	125
6	<b>DAVE SIMMONS, LB, North Carolina</b>	153
7a	<b>HENRY MONROE, DB, Mississippi State</b>	180
7b	<b>RICH WINGO, LB, Alabama</b>	184
	(from San Diego Chargers in Willie Buchanan trade)	
8a	<b>RON CASSIDY, WR, Utah State</b>	193
	(from San Francisco 49ers in Steve Knutson trade)	
8b	RICK PARTRIDGE, P, Utah	208
9	<b>JOHN THOMPSON, TE, Utah State</b>	235
10	FRANK LOCKETT, WR, Nebraska	264
11	MARK THORSON, DB, Ottawa (Kan.)	290
12	BILL MOATS, P, South Dakota	318



James Lofton, Stanford, 1978

ALL-TIME PACKERS DRAFTS

COMMUNITY

ADMIN. & COACHES

VETERANS

DRAFT & FREE AGENTS

2022 REVIEW

ALL-TIME DRAFTS

LAMBEAU FIELD

MISC.

## 1980

April 29-30, 1980	<i>Drafted alternately 4th-6th-5th</i>
1a BRUCE CLARK, DT, Penn State	4
1b GEORGE CUMBY, LB, Oklahoma	26
(from San Diego Chargers in 1979 Willie Buchanon trade)	
2 MARK LEE, DB, Washington	34
3 SYD KITSON, G, Wake Forest	61
4 FRED NIXON, WR, Oklahoma	87
(to Los Angeles Rams in Rick Nuzum trade)	137
6 KARL SWANKE, T/C, Boston College	143
7 BUDDY AYDELETTE, T, Alabama	169
8 TIM SMITH, S, Oregon State	199
9 KELLY SAALFELD, C, Nebraska	226
10 JAFUS WHITE, S, Texas A&I	253
11 RICKY SKILES, LB, Louisville	283
12 JAMES STEWART, DB, Memphis State	310

## 1981

April 28-29, 1981	<i>Drafted alternately 6th-7th</i>
1 RICH CAMPBELL, QB, California	6
2 GARY LEWIS, TE, Texas-Arlington	35
3 RAY STACHOWICZ, P, Michigan State	62
4 (to Washington Redskins in draft-day trade)	90
4 RICHARD TURNER, DT, Oklahoma	105
(from Washington Redskins in draft-day trade)	
5 BYRON BRAGGS, DT, Alabama	117
(from Washington Redskins in draft-day trade)	
5 (to Los Angeles Rams in Mike Wellman trade)	132
6 (to New York Giants in Randy Dean trade)	145
7 BILL WHITAKER, DB, Missouri	172
8 LARRY WERTS, LB, Jackson State	200
9 TIM HUFFMAN, T, Notre Dame	227
10 NICKIE HALL, QB, Tulane	255
11 FORREST VALORA, LB, Oklahoma	282
12 CLIFF LEWIS, LB, Southern Mississippi	311

## 1982

April 27-28, 1982	<i>Drafted alternately 14th-13th-16th-15th</i>
1 RON HALLSTROM, G, Iowa	22
2 (to San Diego Chargers in John Jefferson trade)	40
3 DEL RODGERS, RB, Utah	71
4 ROBERT BROWN, LB, Virginia Tech	98
5 MIKE MEADE, FB, Penn State	126
6 CHET PARLAVACCHIO, LB, Penn State	152
7 JOE WHITLEY, DB, Texas-El Paso	183
8 THOMAS BOYD, LB, Alabama	210
9 CHARLES RIGGINS, DE, Bethune-Cookman	237
10 EDDIE GARCIA, K, Southern Methodist	264
11 JOHN MACAULAY, C, Stanford	294
12 PHILLIP EPPS, WR, TCU	321

## 1983

April 26-27, 1983	<i>Drafted 20th</i>
1 TIM LEWIS, CB, Pittsburgh	11
(from New Orleans Saints for Bruce Clark)	
1 (to San Diego Chargers in John Jefferson trade)	20
2 DAVE DRECHSLER, G, North Carolina	48
3 (to Houston Oilers in Angelo Fields trade)	58
4 MIKE MILLER, WR, Tennessee	104
5 BRYAN THOMAS, RB, Pittsburgh	132
6 RON SAMS, G, Pittsburgh	160
7 JESSIE CLARK, FB, Arkansas	188
8 CARLTON BRISCOE, DB, McNeese State	216
9 ROBIN HAM, C, West Texas State	243
10a BYRON WILLIAMS, WR, Texas-Arlington	253
(from Houston Oilers in Mark Koncar trade)	
10b JIMMY THOMAS, DB, Indiana	271
11 BUCKY SCRIBNER, P, Kansas	299
12 JOHN HARVEY, DT, Southern California	327

## 1984

May 1-2, 1984	<i>Drafted alternately 12th-11th-16th-15th-14th-13th</i>
1 ALPHONSO CARREKER, DE, Florida State	12
2 (to San Diego Chargers in John Jefferson trade)	39
3 DONNIE HUMPHREY, DE, Auburn	72
4 JOHN DORSEY, LB, Connecticut	99
5 TOM FLYNN, S, Pittsburgh	126
6 RANDY WRIGHT, QB, Wisconsin	153
7 DARYLL JONES, DB, Georgia	181
8 (to Denver Broncos in Greg Boyd trade)	207
9 (to Kansas City Chiefs in Charlie Getty trade)	240
10 GARY HOFFMAN, T, Santa Clara	267
11 MARK CANNON, C, Texas-Arlington	294

12a LENNY TAYLOR, WR, Tennessee	313
(from San Diego Chargers in Derrel Gofourth trade)	
12b MARK EMANS, LB, Bowling Green	323

## 1984 USFL SUPPLEMENTAL

June 5, 1984

1 BUFORD JORDAN, RB, McNeese State (New Orleans Breakers)	12
2 CHUCK CLANTON, DB, Auburn (Birmingham Stallions)	39
3 JOHN SULLIVAN, DB, California (Oakland Invaders)	72

## 1985

April 30-May 1, 1985 *Drafted alternately 14th-13th-15th*

1 KEN RUETTGERS, T, Southern California	7
(from Buffalo Bills in draft-day trade)	
1 (to Buffalo Bills in draft-day trade)	14
2 (to Buffalo Bills in draft-day trade)	42
3 RICH MORAN, C/G, San Diego State	71
4 WALTER STANLEY, WR, Mesa State	98
5 BRIAN NOBLE, LB, Arizona State	125
6 MARK LEWIS, TE, Texas A&M	155
7a ERIC WILSON, LB, Maryland	171
(from Minnesota Vikings in Jan Stenerud trade)	
7b GARY ELLERSON, RB, Wisconsin	182
8 KEN STILLIS, S, Wisconsin	209
9 MORRIS JOHNSON, G, Alabama A&M	239
10 RONNIE BURGESS, CB, Wake Forest	266
11 JOE SHIELD, QB, Trinity (Conn.)	294
12 JIM MEYER, P, Arizona State	323

## 1986

April 29-30, 1986 *Drafted alternately 15th-14th-17th-16th*

1 (to San Diego Chargers in Mossy Cade trade)	14
2 KENNETH DAVIS, RB, TCU	41
3 ROBBIE BOSCO, QB, Brigham Young	72
4a TIM HARRIS, LB, Memphis State	84
(from Buffalo Bills in 1985 draft-day trade)	
4b DAN KNIGHT, T, San Diego State	98
5 MATT KOART, DE, Southern California	125
6 BURNELL DENT, LB, Tulane	143
(from St. Louis Cardinals in Scott Brunner trade)	
6 (to Denver Broncos in Scott Brunner trade)	151
7 ED BERRY, DB, Utah State	183
8 MICHAEL CLINE, NT, Arkansas State	210
9 BRENT MOORE, LB, Southern California	236
10 GARY SPANN, LB, TCU	263
11 (to Cincinnati Bengals in Mike Obravac trade)	294
12 (to Buffalo Bills in Preston Dennard trade)	331

## 1987

April 28-29, 1987 *Drafted alternately 4th-3rd-5th*

1 BRENT FULLWOOD, RB, Auburn	4
2 (to Atlanta Falcons in draft-day trade)	31
2 JOHNNY HOLLAND, LB, Texas A&M	41
(from Atlanta Falcons in draft-day trade)	
3a DAVE CROSTON, T, Iowa	61
3b SCOTT STEPHEN, LB, Arizona State	69
(from Atlanta Falcons in draft-day trade)	
3c FRANKIE NEAL, WR, Fort Hays State	71
(from Los Angeles Raiders in James Lofton trade)	
4 LORENZO FREEMAN, DT, Pittsburgh	89
5 (to San Diego Chargers in 1985 Mossy Cade trade)	115
6 WILLIE MARSHALL, WR, Temple	145
7a TONY LEIKER, DT, Stanford	172
7b BILL SMITH, P, Mississippi	191
(from Cleveland Browns in 1985 John Jefferson trade)	
8 JEFF DROST, DT, Iowa	198
9 GREG HARRIS, G, Wake Forest	228
10 DON MAJKOWSKI, QB, Virginia	255
11 PATRICK SCOTT, WR, Grambling State	282
12 (to Seattle Seahawks in 1986 Dan Ross trade)	312
12 NORMAN JEFFERSON, DB, Louisiana State	335
(from New York Giants in Phil McConkey trade)	

## 1988

April 24-25, 1988 *Drafted 7th*

1 STERLING SHARPE, WR, South Carolina	7
2 SHAWN PATTERSON, DE, Arizona State	34
3 KEITH WOODSIDE, RB, Texas A&M	61
4a ROLLIN PUTZIER, NT, Oregon	88
(from Los Angeles Raiders in 1987 James Lofton trade)	
4b CHUCK CECIL, S, Arizona	89
5 DARRELL REED, LB, Oklahoma	116
6 NATE HILL, DE, Auburn	144
7 GARY RICHARD, CB, Pittsburgh	173

1988 continued

8	<b>PATRICK COLLINS, RB, Oklahoma</b> . . . . .	200
9	NEAL WILKINSON, TE, James Madison . . . . .	228
10	BUD KEYES, QB, Wisconsin . . . . .	256
11	(to Seattle Seahawks in 1987 Dave Brown trade) . . . . .	284
12	<b>SCOTT BOLTON, WR, Auburn</b> . . . . .	312

**1989**

April 23-24, 1989		<i>Drafted alternately 2nd-3rd</i>
1	<b>TONY MANDARICH, T, Michigan State</b> . . . . .	2
2	(to Cleveland Browns in selection swap and for Herman Fenton) . . . . .	31
3a	<b>MATT BROCK, DE, Oregon</b> . . . . .	58
3b	<b>ANTHONY DILWEG, QB, Duke</b> . . . . .	74
	(from Cleveland Browns in draft-day trade)	
4	<b>JEFF GRAHAM, QB, Long Beach State</b> . . . . .	87
	(traded to Washington Redskins)	
5	(to Cleveland Browns in draft-day trade) . . . . .	114
5a	<b>JEFF QUERY, WR, Millikin</b> . . . . .	124
	(from Washington Redskins in draft-day trade)	
5b	<b>VINCE WORKMAN, RB, Ohio State</b> . . . . .	127
	(from Cleveland Browns in draft-day trade)	
6	<b>CHRIS JACKE, K, Texas-El Paso</b> . . . . .	142
7	<b>MARK HALL, DE, Southwestern Louisiana</b> . . . . .	169
8a	THOMAS KING, S, Southwestern Louisiana . . . . .	198
8b	<b>BRIAN SHULMAN, P, Auburn</b> . . . . .	206
	(from Washington Redskins in draft-day trade)	
9	SCOTT KIRBY, T, Arizona State . . . . .	225
10	BEN JESSIE, CB, Southwest Texas State . . . . .	254
11	CEDRIC STALLWORTH, CB, Georgia Tech . . . . .	281
12	STAN SHIVER, S, Florida State . . . . .	310

**1990**

April 22-23, 1990		<i>Drafted alternately 21st-23rd-22nd</i>
1a	<b>TONY BENNETT, LB, Mississippi</b> . . . . .	18
	(from Cleveland Browns in 1989 draft-day trade)	
1b	<b>DARRELL THOMPSON, RB, Minnesota</b> . . . . .	19
2	<b>LeROY BUTLER, DB, Florida State</b> . . . . .	48
3	<b>BOBBY HOUSTON, LB, North Carolina State</b> . . . . .	75
4	<b>JACKIE HARRIS, TE, Northeast Louisiana</b> . . . . .	102
5	<b>CHARLES WILSON, WR, Memphis State</b> . . . . .	132
6	<b>BRUCE PAUP, LB, Northern Iowa</b> . . . . .	159
7	<b>LESTER ARCHAMBAUE, DE, Stanford</b> . . . . .	186
8	ROGER BROWN, CB, Virginia Tech . . . . .	215
9	KIRK BAUMGARTNER, QB, Wisconsin-Stevens Point . . . . .	242
10	JEROME MARTIN, S, Western Kentucky . . . . .	269
11	HARRY JACKSON, FB, St. Cloud State . . . . .	299
12	KIRK MAGGIO, P, UCLA . . . . .	325

**1991**

April 21-22, 1991		<i>Drafted alternately 9th-8th-7th-12th-11th-10th</i>
1	(to Philadelphia Eagles in 1991 draft-day trade) . . . . .	8
1	<b>VINNIE CLARK, CB, Ohio State</b> . . . . .	19
	(from Philadelphia Eagles in draft-day trade)	
2	<b>ESERA TUAOLO, NT, Oregon State</b> . . . . .	35
	(to New York Jets in draft-day trade) . . . . .	63
3a	<b>DON DAVEY, DE, Wisconsin</b> . . . . .	67
	(from New York Jets in draft-day trade)	
3b	<b>CHUCK WEBB, RB, Tennessee</b> . . . . .	81
	(from San Francisco 49ers in draft-day trade)	
4	(to San Francisco 49ers in draft-day trade) . . . . .	95
5	(to Miami Dolphins in draft-day trade) . . . . .	121
5	(to San Francisco 49ers in draft-day trade) . . . . .	122
5	JEFF FITTE, P, Memphis State . . . . .	135
	(from Miami Dolphins in draft-day trade)	
6a	<b>WALTER DEAN, RB, Grambling State</b> . . . . .	149
6b	JOE GARTEN, C/G, Colorado . . . . .	164
	(from Miami Dolphins in draft-day trade)	
7a	FRANK BLEVINS, LB, Oklahoma . . . . .	169
	(from Cleveland Browns for Brent Fullwood)	
7b	<b>REGGIE BURNETTE, LB, Houston</b> . . . . .	176
8	JOHNNY WALKER, WR, Texas . . . . .	203
9	DEAN WITKOWSKI, LB, North Dakota . . . . .	229
10	RAPIER PORTER, TE, Arkansas-Pine Bluff . . . . .	262
11	J.J. WIERENGA, DE, Central Michigan . . . . .	289
12	LINZY COLLINS, WR, Missouri . . . . .	316

**1992**

April 26-27, 1992		<i>Drafted alternately 5th-7th-6th</i>
1	<b>TERRILL BUCKLEY, CB, Florida State</b> . . . . .	5
	(from Philadelphia Eagles in 1991 draft-day trade, later traded to Atlanta Falcons for Brett Favre; Atlanta then dealt choice to Dallas) . . . . .	17
2	<b>MARK D'ONOFRIO, LB, Penn State</b> . . . . .	34

2	(from San Francisco 49ers for Tim Harris, later traded back to 49ers for Mike Holmgren) . . . . .	45
3	<b>ROBERT BROOKS, WR, South Carolina</b> . . . . .	62
4	(to San Francisco 49ers in draft-day trade) . . . . .	89
4	<b>EDGAR BENNETT, RB, Florida State</b> . . . . .	103
	(from San Francisco 49ers in draft-day trade)	
5a	<b>DEXTER McNABB, FB, Florida</b> . . . . .	119
5b	ORLANDO MCKAY, WR, Washington . . . . .	130
	(from San Francisco 49ers in draft-day trade)	
6	(to Phoenix Cardinals for Tootie Robbins) . . . . .	146
6	<b>MARK CHMURA, TE, Boston College</b> . . . . .	157
	(from San Francisco 49ers in draft-day trade)	
7	(to Los Angeles Raiders in draft-day trade) . . . . .	173
7	<b>CHRIS HOLDER, RB, Tuskegee</b> . . . . .	190
	(from Los Angeles Raiders in draft-day trade)	
8	(to San Francisco 49ers in draft-day trade) . . . . .	203
9a	TY DETMER, QB, Brigham Young . . . . .	230
9b	SHAZZON BRADLEY, NT, Tennessee . . . . .	240
	(from Los Angeles Raiders in draft-day trade)	
10	ANDREW OBERG, T, North Carolina . . . . .	257
11	GABE MOKWUAH, LB, American International . . . . .	287
12	<b>BRETT COLLINS, LB, Washington</b> . . . . .	314

**1993**

April 25-26, 1993		<i>Drafted alternately 15th-17th-16th</i>
1a	<b>WAYNE SIMMONS, LB, Clemson</b> . . . . .	15
1b	<b>GEORGE TEAGUE, S, Alabama</b> . . . . .	29
	(from Dallas Cowboys in draft-day trade)	
2	(to Dallas Cowboys in draft-day trade) . . . . .	46
2	(to Dallas Cowboys in draft-day trade) . . . . .	54
3	(to Los Angeles Raiders in draft-day trade) . . . . .	72
3	<b>EARL DOTSON, T, Texas A&amp;I</b> . . . . .	81
	(from Los Angeles Raiders in draft-day trade)	
4	(to Dallas Cowboys in draft-day trade) . . . . .	94
4	(to New England Patriots for John Stephens) . . . . .	99
4	(to Chicago Bears in draft-day trade) . . . . .	112
5a	MARK BRUNELL, QB, Washington . . . . .	118
	(from Chicago Bears in draft-day trade)	
5b	<b>JAMES WILLIS, LB, Auburn</b> . . . . .	119
	(from Tampa Bay Buccaneers for Vince Workman)	
5	(to New York Jets for Ken O'Brien) . . . . .	129
6a	<b>DOUG EVANS, CB, Louisiana Tech</b> . . . . .	141
	(from Seattle Seahawks for Dave McCloughan)	
6b	<b>PAUL HUTCHINS, T, Western Michigan</b> . . . . .	152
	(from Los Angeles Raiders in draft-day trade)	
6c	TIM WATSON, S, Howard . . . . .	156
7	<b>BOB KUBERSKI, DT, Navy</b> . . . . .	183
8	(to Dallas Cowboys in draft-day trade) . . . . .	213

**1994**

April 24-25, 1994		<i>Drafted alternately 20th-19th-18th-17th-16th</i>
1	AARON TAYLOR, G, Notre Dame . . . . .	16
	(from Miami Dolphins in draft-day trade)	
1	(to Miami Dolphins in draft-day trade) . . . . .	20
2	(to San Francisco 49ers in draft-day trade) . . . . .	53
3	<b>LeSHON JOHNSON, RB, Northern Illinois</b> . . . . .	84
	(from San Francisco 49ers in draft-day trade)	
3	(to Miami Dolphins in draft-day trade) . . . . .	89
4	(to Los Angeles Raiders in draft-day trade) . . . . .	120
4	<b>GABE WILKINS, DE, Gardner-Webb</b> . . . . .	126
	(from Los Angeles Raiders in draft-day trade)	
5a	<b>TERRY MICKENS, WR, Florida A&amp;M</b> . . . . .	146
5b	<b>DORSEY LEVENS, RB, Georgia Tech</b> . . . . .	149
	(from San Francisco 49ers in draft-day trade)	
6a	JAY KEARNEY, WR, West Virginia . . . . .	169
	(from Los Angeles Raiders in draft-day trade)	
6b	<b>RUFFIN HAMILTON, LB, Tulane</b> . . . . .	175
	(from San Francisco 49ers in draft-day trade)	
6c	<b>BILL SCHROEDER, WR, Wisconsin-La Crosse</b> . . . . .	181
6d	PAUL DUCKWORTH, LB, Connecticut . . . . .	190
	(from San Francisco 49ers in draft-day trade)	
7	(to Denver Broncos in 1993 Doug Widell trade) . . . . .	212

**1995**

April 22-23, 1995		<i>Drafted alternately 22nd-21st-20th-19th-18th-17th</i>
1	(to Carolina Panthers in draft-day trade) . . . . .	22
1	<b>CRAIG NEWSOME, CB, Arizona State</b> . . . . .	32
	(from Carolina Panthers in draft-day trade)	
2	(to Miami Dolphins in Keith Jackson/Mark Ingram trades) . . . . .	53
3a	<b>DARIUS HOLLAND, DT, Colorado</b> . . . . .	65
	(from Carolina Panthers in draft-day trade)	
3b	<b>WILLIAM HENDERSON, FB, North Carolina</b> . . . . .	66
	(from Jacksonville Jaguars in Mark Brunell trade)	

ALL-TIME PACKERS DRAFTS  
COMMUNITY  
ADMIN. & COACHES  
VETERANS  
DRAFT & FREE AGENTS  
2022 REVIEW  
ALL-TIME DRAFTS  
LAMBEAU FIELD  
MISC.



1995 continued

<b>3c BRIAN WILLIAMS, LB, Southern California</b> . . . 73 (from Seattle Seahawks for RFA Corey Harris)
3 (to Cleveland Browns in draft-day trade) . . . 84
<b>3d ANTONIO FREEMAN, WR, Virginia Tech</b> . . . 90 (from Cleveland Browns in draft-day trade)
4 JEFF MILLER, T, Mississippi . . . 117
5 (to Los Angeles Raiders in Charles Jordan trade) . . . 152
<b>5a JAY BARKER, QB, Alabama</b> . . . 160 (from Cleveland Browns in draft-day trade)
<b>5b TRAVIS JERVEY, RB, The Citadel</b> . . . 170 (from Jacksonville Jaguars in Mark Brunell trade)
6 CHARLIE SIMMONS, WR, Georgia Tech . . . 173 (from Carolina Panthers in draft-day trade)
6 (to Carolina Panthers in draft-day trade) . . . 188
<b>7 ADAM TIMMERMAN, G, South Dakota State</b> . . . 230

**1996**

April 20-21, 1996	<i>Drafted alternately 27th-26th</i>
<b>1 JOHN MICHELS, T, Southern California</b> . . . 27	
<b>2 DERRICK MAYES, WR, Notre Dame</b> . . . 56	
<b>3a MIKE FLANAGAN, C, UCLA</b> . . . 90	
<b>3b TYRONE WILLIAMS, CB, Nebraska</b> . . . 93 (free agency compensatory pick)	
4 CHRIS DARKINS, RB, Minnesota . . . 123	
5 (to Kansas City Chiefs for Lindsay Knapp) . . . 161	
6 (to Philadelphia Eagles for Joe Sims) . . . 197	
6 MARCO RIVERA, G, Penn State . . . 208 (free agency compensatory pick)	
<b>7a KYLE WACHHOLTZ, QB, Southern California</b> . . . 240	
<b>7b KEITH MCKENZIE, LB, Ball State</b> . . . 252 (free agency compensatory pick)	

**1997**

April 19-20, 1997	<i>Drafted 30th</i>
<b>1 ROSS VERBA, T, Iowa</b> . . . 30	
<b>2 DARREN SHARPER, S, William &amp; Mary</b> . . . 60	
3 BRETT CONWAY, K, Penn State . . . 90	
<b>4 JERMAINE SMITH, DT, Georgia</b> . . . 126	
5 ANTHONY HICKS, LB, Arkansas . . . 160 (to Oakland Raiders in draft-day trade) . . . 193	
<b>7a CHRIS MILLER, WR, Southern California</b> . . . 213 (from Oakland Raiders)	
<b>7b JERALD SOWELL, FB, Tulane</b> . . . 231	
<b>7c RONNIE McADA, QB, Army</b> . . . 240 (free agency compensatory pick)	

**1998**

April 18-19, 1998	<i>Drafted 29th</i>
<b>1 VONNIE HOLLIDAY, DT, North Carolina</b> . . . 19 (from Miami Dolphins in draft-day trade)	
1 (to Miami Dolphins in draft-day trade) . . . 29	
1 (to Miami Dolphins in draft-day trade) . . . 60	
<b>3 JONATHAN BROWN, DE, Tennessee</b> . . . 90	
<b>4 ROOSEVELT BLACKMON, CB, Morris Brown</b> . . . 121	
<b>5 COREY BRADFORD, WR, Jackson State</b> . . . 150 (from Kansas City Chiefs for Wayne Simmons)	
5 (to Oakland Raiders in draft-day trade) . . . 152	
<b>6a SCOTT McGARRAHAN, S, New Mexico</b> . . . 156 (from Oakland Raiders in draft-day trade)	
6 (to Jacksonville Jaguars for Paul Frase) . . . 182	
<b>6b MATT HASSELBECK, QB, Boston College</b> . . . 187 (free agency compensatory pick)	
7 EDWIN WATSON, RB, Purdue . . . 218	

**1998 NFL SUPPLEMENTAL**

July 9, 1998	
<b>2 MIKE WAHLE, T, Navy</b> . . . 2	

**1999**

April 17-18, 1999	<i>Drafted alternately 25th-26th</i>
<b>1 ANTUAN EDWARDS, CB, Clemson</b> . . . 25	
<b>2 FRED VINSON, CB, Vanderbilt</b> . . . 47 (from Seattle Seahawks for Mike Holmgren)	
2 (exercised for Mike Wahle in 1998 Supplemental Draft)	



Dorsey Levens  
Georgia Tech,  
1994

Donald Driver  
Alcorn State,  
1999

<b>3a MIKE MCKENZIE, CB, Memphis</b> . . . 87
<b>3b CLETIDUS HUNT, DT, Kentucky State</b> . . . 94 (free agency compensatory pick)
4 (to Buffalo Bills for Darick Holmes) . . . 122
<b>4a ARON BROOKS, QB, Virginia</b> . . . 131 (free agency compensatory pick)
<b>4b JOSH BIDWELL, P, Oregon</b> . . . 133 (free agency compensatory pick)
<b>5a De'MOND PARKER, RB, Oklahoma</b> . . . 159
<b>5b CRAIG HEIMBURGER, G, Missouri</b> . . . 163 (from Oakland Raiders)
6 (from Oakland Raiders in 1998 draft-day trade, later traded back to Oakland) . . . 188
<b>6a DEE MILLER, WR, Ohio State</b> . . . 196
<b>6b SCOTT CURRY, T, Montana</b> . . . 203 (free agency compensatory pick)
<b>7a CHRIS AKINS, S, Arkansas-Pine Bluff</b> . . . 212 (from St. Louis Rams for Steve Bono)
<b>7b DONALD DRIVER, WR, Alcorn State</b> . . . 213 (from Chicago Bears for Glyn Milburn)
7 (to Detroit Lions for Glyn Milburn) . . . 232

**2000**

April 15-16, 2000	<i>Drafted alternately 14th-13th-12th, 20th-19th-18th-17th</i>
<b>1 BUBBA FRANKS, TE, Miami (Fla.)</b> . . . 14	
<b>2 CHAD CLIFTON, T, Tennessee</b> . . . 44	
<b>3 STEVE WARREN, DT, Nebraska</b> . . . 74	
<b>4a NA'IL DIGGS, LB, Ohio State</b> . . . 98 (from San Francisco 49ers in draft-day trade)	
4 (from New York Jets for Rick Mirer, later traded to San Francisco 49ers) . . . 108	
<b>4b ANTHONY LUCAS, WR, Arkansas</b> . . . 114	
<b>4c GARY BERRY, S, Ohio State</b> . . . 126 (free agency compensatory pick)	
5 (from San Francisco 49ers for Craig Newsome, later traded back to San Francisco 49ers) . . . 132	
<b>5a KABEER GAJAJ-BIAMILA, DE, San Diego State</b> . . . 149	
<b>5b JOEY JAMISON, WR/KR, Texas Southern</b> . . . 151 (from Seattle Seahawks in Ahman Green/Fred Vinson trade)	
6 (to Seattle Seahawks in Alton Green/Fred Vinson trade) . . . 185	
<b>7a MARK TAUSCHER, T, Wisconsin</b> . . . 224	
<b>7b RON MOORE, DT, Northwestern Okla. State</b> . . . 229 (from Seattle Seahawks for Derrick Mayes)	
<b>7c CHARLES LEE, WR, Central Florida</b> . . . 242 (free agency compensatory pick)	
<b>7d EUGENE McCASLIN, LB, Florida</b> . . . 249 (free agency compensatory pick)	
<b>7e RONDELL MEALEY, RB, Louisiana State</b> . . . 252 (free agency compensatory pick)	

**2001**

April 21-22, 2001	<i>Drafted alternately 17th-16th-19th-18th</i>
<b>1 JAMAL REYNOLDS, DE, Florida State</b> . . . 10 (from Seattle Seahawks in Matt Hasselbeck trade)	
1 (to Seattle Seahawks in Matt Hasselbeck trade) . . . 17	
<b>2 ROBERT FERGUSON, WR, Texas A&amp;M</b> . . . 41 (from San Francisco 49ers in pre-draft trade of picks)	
2 (to San Francisco 49ers in pre-draft trade of picks) . . . 47	
<b>3a BHAWOH JUE, CB, Penn State</b> . . . 71 (from San Francisco 49ers in pre-draft trade of picks)	
<b>3b TORRANCE MARSHALL, LB, Oklahoma</b> . . . 72 (from Seattle Seahawks in Matt Hasselbeck trade)	
3 (to San Francisco 49ers in pre-draft trade of picks) . . . 80	
3 (from New Orleans Saints in Aaron Brooks/Lamont Hall/K.D. Williams trade, later sent to San Francisco 49ers in pre-draft trade of picks) . . . 82	
4 BILL FERRARIO, G, Wisconsin . . . 105 (from San Francisco 49ers in pre-draft trade of picks)	
4 (to Denver Broncos for Nate Wayne) . . . 113	
5 (to Philadelphia Eagles for Allen Rossium) . . . 147	
6 (to San Francisco 49ers in pre-draft trade of picks) . . . 179	
<b>6 DAVID MARTIN, TE, Tennessee</b> . . . 198 (free agency compensatory pick)	
7 (to Denver Broncos for David Bowens) . . . 219	
7 (from St. Louis Rams in 1999 Mike Morton trade, later sent to San Francisco 49ers in pre-draft trade of picks) . . . 222	

**2002**

April 20-21, 2002	<i>Drafted alternately 28th-27th</i>
<b>1 JAVON WALKER, WR, Florida State</b> . . . 20 (from Seattle Seahawks in draft-day trade)	
1 (to Seattle Seahawks in draft-day trade) . . . 28	
2 (to Seattle Seahawks in draft-day trade) . . . 60	

2002 *continued*

3	<b>MARQUES ANDERSON, S, UCLA</b> . . . . .	92
4	(to New England Patriots in Terry Glenn trade) . . . . .	126
4	<b>NAJEH DAVENPORT, FB, Miami (Fla.)</b> . . . . .	135
	(free agency compensatory pick)	
5a	<b>AARON KAMPMAN, DL, Iowa</b> . . . . .	156
	(from Seattle Seahawks in draft-day trade)	
5b	<b>CRAIG NALL, QB, Northwestern (La.) State</b> . . . . .	164
6	<b>MIKE HOUGHTON, G/T, San Diego State</b> . . . . .	200
7	(to Tennessee Titans for Rod Walker) . . . . .	240

## 2003

April 26-27, 2003 *Drafted alternately 29th-30th*

1	<b>NICK BARNETT, LB, Oregon State</b> . . . . .	29
2	(to Philadelphia Eagles in Al Harris trade) . . . . .	62
3	<b>KENNY PETERSON, DT, Ohio State</b> . . . . .	79
	(from Buffalo Bills in draft-day trade)	
3	(to Buffalo Bills in draft-day trade) . . . . .	94
4	(to Buffalo Bills in draft-day trade) . . . . .	127
	(originally obtained in Al Harris trade)	
4	(to New England Patriots in Terry Glenn trade) . . . . .	128
5a	<b>JAMES LEE, DT, Oregon State</b> . . . . .	147
	(from Seattle Seahawks in draft-day trade)	
5	(to Seattle Seahawks in draft-day trade) . . . . .	165
5b	<b>HUNTER HILLENMEYER, LB, Vanderbilt</b> . . . . .	166
	(from Philadelphia Eagles in draft-day trade)	
6	(to Philadelphia Eagles in draft-day trade) . . . . .	185
	(from Washington Redskins for RFA Matt Bowen)	
6	(to Seattle Seahawks in draft-day trade) . . . . .	203
6	<b>BRENNAN CURTIN, T, Notre Dame</b> . . . . .	212
	(free agency compensatory pick)	
7	(to Philadelphia Eagles in draft-day trade) . . . . .	244
7a	<b>CHRIS JOHNSON, CB, Louisville</b> . . . . .	245
	(from Philadelphia Eagles for 2004 sixth-round pick)	
7b	<b>DEANDREW RUBIN, WR/KR, South Florida</b> . . . . .	253
	(free agency compensatory pick)	
7c	<b>CARL FORD, WR, Toledo</b> . . . . .	256
	(free agency compensatory pick)	
7d	<b>STEVE JOSUE, LB, Carson-Newman</b> . . . . .	257
	(free agency compensatory pick)	

## 2004

April 24-25, 2004 *Drafted alternately 25th-24th-23rd-22nd-21st-20th*

1	<b>AHMAD CARROLL, CB, Arkansas</b> . . . . .	25
2	(to Jacksonville Jaguars in draft-day trade) . . . . .	55
3a	<b>JOEY THOMAS, CB, Montana State</b> . . . . .	70
	(from Jacksonville Jaguars in draft-day trade)	
3b	<b>DONNELL WASHINGTON, DT, Clemson</b> . . . . .	72
	(from Jacksonville Jaguars in draft-day trade)	
3	(to Jacksonville Jaguars in draft-day trade) . . . . .	86
3c	<b>B.J. SANDER, P, Ohio State</b> . . . . .	87
	(from Miami Dolphins in draft-day trade)	
4	(to Miami Dolphins in draft-day trade) . . . . .	102
	(originally obtained from Jacksonville Jaguars)	
4	(to Jacksonville Jaguars in draft-day trade) . . . . .	118
5	(to Miami Dolphins in draft-day trade) . . . . .	153
6	<b>COREY WILLIAMS, DT, Arkansas State</b> . . . . .	179
	(from San Francisco 49ers in draft-day trade)	
6	(to Philadelphia Eagles in 2003 draft-day trade) . . . . .	185
6	(to San Francisco 49ers in draft-day trade) . . . . .	188
	(originally obtained from Dallas Cowboys in 2003 for Terry Glenn)	
7	(to San Francisco 49ers in draft-day trade) . . . . .	226
7	<b>SCOTT WELLS, C, Tennessee</b> . . . . .	251
	(free agency compensatory pick)	

## 2005

April 23-24, 2005 *Drafted alternately 24th-26th-25th*

1	<b>AARON RODGERS, QB, California</b> . . . . .	24
2a	<b>NICK COLLINS, S/CB, Bethune-Cookman</b> . . . . .	51
	(from New Orleans Saints in Mike McKenzie trade)	
2b	<b>TERRENCE MURPHY, WR/KR, Texas A&amp;M</b> . . . . .	58
3	(to Carolina Panthers in draft-day trade) . . . . .	89
4a	<b>MARVEL UNDERWOOD, S, San Diego State</b> . . . . .	115
	(from Carolina Panthers in draft-day trade)	
4b	<b>BRADY POPPINGA, LB, Brigham Young</b> . . . . .	125
	(to Philadelphia Eagles in draft-day trade) . . . . .	126
	(originally obtained from Carolina Panthers in draft-day trade)	
5a	<b>JUNIUS COSTON, C, North Carolina A&amp;T</b> . . . . .	143
	(from Oakland Raiders for Marques Anderson)	
5	(to Kansas City Chiefs for R-Kal Truluck) . . . . .	152
5b	<b>MIKE HAWKINS, CB, Oklahoma</b> . . . . .	167
	(from Philadelphia Eagles in draft-day trade)	
6	(to New England Patriots in draft-day trade) . . . . .	175
	(originally obtained from Philadelphia Eagles in draft-day trade)	

6a	<b>MICHAEL MONTGOMERY, DE, Texas A&amp;M</b> . . . . .	180
	(from Oakland Raiders for Marques Anderson)	
6b	<b>CRAIG BRAGG, WR, UCLA</b> . . . . .	195
	(from New England Patriots in draft-day trade)	
6	(to Kansas City Chiefs for R-Kal Truluck) . . . . .	199
7	(to Kansas City Chiefs in 2003 Derek Combs trade) . . . . .	238
7a	<b>KURT CAMPBELL, LB, Albany</b> . . . . .	245
	(from Philadelphia Eagles in draft-day trade)	
7b	<b>WILLIAM WHITTICKER, G, Michigan State</b> . . . . .	246
	(from New England Patriots in draft-day trade)	

## 2006

April 29-30, 2006 *Drafted alternately 5th-4th-3rd-7th-6th*

1	<b>A.J. HAWK, LB, Ohio State</b> . . . . .	5
2	(to New England Patriots in draft-day trade) . . . . .	36
2	(from Denver for WR Jason Walker in draft-day trade; choice subsequently traded to Atlanta Falcons) . . . . .	37
2a	<b>DARYN COLLEDGE, T/G, Boise State</b> . . . . .	47
	(from Atlanta Falcons in draft-day trade)	
2b	<b>GREG JENNINGS, WR, Western Michigan</b> . . . . .	52
	(from New England Patriots in draft-day trade)	
3a	<b>ABDUL HODGE, LB, Iowa</b> . . . . .	67
3b	<b>JASON SPITZ, G/C, Louisville</b> . . . . .	75
	(from New England Patriots in draft-day trade)	
3	(to St. Louis Rams in draft-day trade) . . . . .	93
	(pick originally obtained from Atlanta Falcons in draft-day trade)	
4a	<b>CORY RODGERS, WR/KR, TCU</b> . . . . .	104
4	(to Philadelphia Eagles in draft-day trade) . . . . .	109
	(pick originally obtained from St. Louis Rams)	
4b	<b>WILL BLACKMON, CB, Boston College</b> . . . . .	115
	(from Philadelphia Eagles in draft-day trade)	
5	(to Atlanta Falcons in draft-day trade) . . . . .	139
5a	<b>INGLE MARTIN, QB, Furman</b> . . . . .	148
	(from Atlanta Falcons in draft-day trade)	
5b	<b>TONY MOLL, T, Nevada</b> . . . . .	165
	(free agency compensatory pick)	
6	(to New Orleans Saints in 2004 Mike McKenzie trade) . . . . .	174
6a	<b>JOHNNY JOLLY, DT, Texas A&amp;M</b> . . . . .	183
	(from St. Louis Rams in draft-day trade)	
6b	<b>TYRONE CULVER, S, Fresno State</b> . . . . .	185
	(from Philadelphia Eagles in draft-day trade)	
7	(to Miami Dolphins in 2004 Brad Bedell trade) . . . . .	212
7	<b>DAVE TOLLEFSON, DE, Northwest Missouri State</b> . . . . .	253
	(free agency compensatory pick)	



Aaron Rodgers, Univ. of California,  
2005



James Jones, San Jose State, 2007

## 2007

April 28-29, 2007

*Drafted alternately 16th-15th-14th-13th-20th-19th-18th*

1	<b>JUSTIN HARRELL, DT, Tennessee</b> .....	16
2	(to N.Y. Jets in draft-day trade).....	47
2	<b>BRANDON JACKSON, RB, Nebraska</b> .....	63
	(from N.Y. Jets in draft-day trade)	
3a	<b>JAMES JONES, WR, San Jose State</b> .....	78
3b	<b>AARON ROUSE, SS, Virginia Tech</b> .....	89
	(from N.Y. Jets in draft-day trade)	
4	(to Pittsburgh Steelers in draft-day trade).....	112
4	<b>ALLEN BARBRE, T/G, Missouri Southern St.</b> ..	119
	(from Pittsburgh Steelers in draft-day trade)	
5	<b>DAVID CLOWNEY, WR, Virginia Tech</b> .....	157
6a	<b>KOREY HALL, FB, Boise State</b> .....	191
	(from N.Y. Jets in draft-day trade)	
6b	<b>DESMOND BISHOP, LB, California</b> .....	192
	(from Pittsburgh Steelers in draft-day trade)	
6c	<b>MASON CROSBY, K, Colorado</b> .....	193
7a	<b>DeSHAWN WYNN, RB, Florida</b> .....	228
7	(to N.Y. Jets in draft-day trade).....	235
	(originally obtained in Steve Morley trade)	
7b	<b>CLARK HARRIS, TE, Rutgers</b> .....	243
	(free agency compensatory pick)	

## 2008

April 26-27, 2008

*Drafted alternately 30th-29th-28th*

1	(to N.Y. Jets in draft-day trade).....	30
2a	<b>JORDY NELSON, WR, Kansas State</b> .....	36
	(from N.Y. Jets in draft-day trade)	
2b	<b>BRIAN BROHM, QB, Louisville</b> .....	56
	(from Cleveland Browns for Corey Williams)	
2c	<b>PAT LEE, CB, Auburn</b> .....	60
3	<b>JERMICHAEL FINLEY, TE, Texas</b> .....	91
4a	<b>JEREMY THOMPSON, DE, Wake Forest</b> .....	102
	(from N.Y. Jets in draft-day trade)	
4	(to N.Y. Jets in draft-day trade).....	113
4	(to St. Louis Rams in draft-day trade).....	128
4b	<b>JOSH SITTON, G, Central Florida</b> .....	135
	(free agency compensatory pick)	
5	(to Minnesota Vikings in draft-day trade).....	137
5	<b>BRENO GIACOMINI, T, Louisville</b> .....	150
	(from Minnesota Vikings in draft-day trade)	
5	(to N.Y. Jets in draft-day trade).....	162
6	(to N.Y. Giants for Ryan Grant).....	194
7a	<b>MATT FLYNN, QB, Louisiana State</b> .....	209
	(from Minnesota Vikings in draft-day trade)	
7b	<b>BRETT SWAIN, WR, San Diego State</b> .....	217
	(from St. Louis Rams in draft-day trade)	
7	(to New Orleans Saints for 2009 sixth-round choice).....	237

## 2009

April 25-26, 2009

*Drafted 9th*

1a	<b>B.J. RAJI, NT, Boston College</b> .....	9
1b	<b>CLAY MATTHEWS, LB, Southern California</b> ..	26
	(from New England Patriots in draft-day trade)	
2	(to New England Patriots in draft-day trade).....	41
3	(to New England Patriots in draft-day trade).....	73
3	(to New England Patriots in draft-day trade).....	83
	(pick originally obtained from N.Y. Jets for Brett Favre)	

4	<b>T.J. LANG, G/T, Eastern Michigan</b> .....	109
5a	<b>QUINN JOHNSON, FB, Louisiana State</b> .....	145
5b	<b>JAMON MEREDITH, T, South Carolina</b> .....	162
	(from New England Patriots in draft-day trade)	
6a	<b>JARIUS WYNN, DE, Georgia</b> .....	182
	(from New Orleans Saints in 2008 draft-day trade)	
6b	<b>BRANDON UNDERWOOD, CB, Cincinnati</b> ...	187
7	<b>BRAD JONES, LB, Colorado</b> .....	218

## 2010

April 22-24, 2010

*Drafted 23rd*

1	<b>BRYAN BULAGA, T, Iowa</b> .....	23
2	<b>MIKE NEAL, DE, Purdue</b> .....	56
3	<b>MORGAN BURNETT, S, Georgia Tech</b> .....	71
	(from Philadelphia Eagles in draft-day trade)	
3	(to Philadelphia Eagles in draft-day trade).....	86
4	(to Philadelphia Eagles in draft-day trade).....	122
5a	<b>ANDREW QUARLESS, TE, Penn State</b> .....	154
5b	<b>MARSHALL NEWHOUSE, T/G, TCU</b> .....	169
	(free agency compensatory pick)	
6	<b>JAMES STARKS, RB, Buffalo</b> .....	193
7	<b>C.J. WILSON, DE, East Carolina</b> .....	230

## 2011

April 28-30, 2011

*Drafted 32nd*

1	<b>DEREK SHERROD, T, Mississippi State</b> .....	32
2	<b>RANDALL COBB, WR, Kentucky</b> .....	64
3	<b>ALEX GREEN, RB, Hawai'i</b> .....	96
4	(to Denver Broncos in draft-day trade).....	129
4	<b>DAVON HOUSE, CB, New Mexico State</b> .....	131
	(free agency compensatory pick)	
5	<b>D.J. WILLIAMS, TE, Arkansas</b> .....	141
	(from Denver Broncos in draft-day trade)	
5	(to San Francisco 49ers in draft-day trade).....	163
6	(to Miami Dolphins in draft-day trade).....	174
	(pick originally obtained from San Francisco 49ers in draft-day trade)	
6a	<b>CALEB SCHLAUDERDAFF, G, Utah</b> .....	179
	(from Miami Dolphins in draft-day trade)	
6b	<b>D.J. SMITH, LB, Appalachian State</b> .....	186
	(from Denver Broncos in draft-day trade)	
6c	<b>RICKY ELMORE, LB, Arizona</b> .....	197
7	(to Denver Broncos in draft-day trade).....	204
	(pick originally obtained from Carolina Panthers)	
7a	<b>RYAN TAYLOR, TE, North Carolina</b> .....	218
	(from Miami Dolphins in draft-day trade)	
7	(to Miami Dolphins in draft-day trade).....	231
	(pick originally obtained from San Francisco 49ers in draft-day trade)	
7b	<b>LAWRENCE GUY, DE, Arizona State</b> .....	233

## 2012

April 26-28, 2012

*Drafted 28th*

1	<b>NICK PERRY, LB, Southern California</b> .....	28
2a	<b>JEREL WORTHY, DE, Michigan State</b> .....	51
	(from Philadelphia Eagles in draft-day trade)	
2b	<b>CASEY HAYWARD, CB, Vanderbilt</b> .....	62
	(from New England Patriots in draft-day trade)	
3	(to New England Patriots in draft-day trade).....	90
4	(to Philadelphia Eagles in draft-day trade).....	123
4a	<b>MIKE DANIELS, DT, Iowa</b> .....	132
	(free agency compensatory pick)	
4b	<b>JERRON McMILLIAN, S, Maine</b> .....	133
	(free agency compensatory pick)	
5	<b>TERRELL MANNING, LB, North Carolina State</b> ..	163
	(originally sent to New England Patriots in draft-day trade) (reacquired through New England Patriots in draft-day trade)	
6	(to New England Patriots in draft-day trade).....	197
7	(to New England Patriots in draft-day trade).....	224
	(pick originally obtained as conditional choice from N.Y. Jets for G Caleb Schlauderaff)	
7	(to New England Patriots in draft-day trade).....	235
7a	<b>ANDREW DATKO, T, Florida State</b> .....	241
	(free agency compensatory pick)	
7b	<b>B.J. COLEMAN, QB, Tennessee-Chattanooga</b> .....	243
	(free agency compensatory pick)	

## 2013

April 25-27, 2013	<i>Drafted alternately 26th-25th</i>
1 DATONE JONES, DE, UCLA	26
2 (to San Francisco 49ers in draft-day trade)	55
2 EDDIE LACY, RB, Alabama	61
(from San Francisco 49ers in draft-day trade)	
3 (to San Francisco 49ers in draft-day trade)	88
3 (to Miami Dolphins in draft-day trade)	93
(pick originally obtained from San Francisco 49ers in draft-day trade)	
4a DAVID BAKHTIARI, T, Colorado	109
(from Miami Dolphins in draft-day trade)	
4b JC TRETTER, T, Cornell	122
4c JOHNATHAN FRANKLIN, RB, UCLA	125
(from Denver Broncos in draft-day trade)	
5 (to Denver Broncos in draft-day trade)	146
(pick originally obtained from Miami Dolphins in draft-day trade)	
5a MICAH HYDE, CB, Iowa	159
5b JOSH BOYD, DE, Mississippi State	167
(free agency compensatory pick)	
6 (to Denver Broncos in draft-day trade)	173
(pick originally obtained from San Francisco 49ers in draft-day trade)	
6 NATE PALMER, LB, Illinois State	193
7a CHARLES JOHNSON, WR, Grand Valley State	216
(from San Francisco 49ers in draft-day trade)	
7b KEVIN DORSEY, WR, Maryland	224
(from Miami Dolphins in draft-day trade)	
7c SAM BARRINGTON, LB, South Florida	232

## 2014

May 8-10, 2014	<i>Drafted 21st</i>
1 HA HA CLINTON-DIX, S, Alabama	21
2 DAVANTE ADAMS, WR, Fresno State	53
3a KHYRI THORNTON, DE, Southern Mississippi	85
3b RICHARD RODGERS, TE, California	98
(free agency compensatory pick)	
4 CARL BRADFORD, LB, Arizona State	121
5a COREY LINSLEY, C, Ohio State	161
5b JARED ABBREDEIS, WR, Wisconsin	176
(free agency compensatory pick)	
6 DEMETRI GOODSON, CB, Baylor	197
7 JEFF JANIS, WR, Saginaw Valley State	236

## 2015

April 30-May 2, 2015	<i>Drafted 30th</i>
1 DAMARIOUS RANDALL, CB, Arizona State	30
2 QUINTEN ROLLINS, CB, Miami (Ohio)	62
3 TY MONTGOMERY, WR, Stanford	94
4 JAKE RYAN, LB, Michigan	129
5 BRETT HUNDLEY, QB, UCLA	147
(from New England Patriots in draft-day trade)	
5 (to New England Patriots in draft-day trade)	166
6a AARON RIPKOWSKI, FB, Oklahoma	206
6b CHRISTIAN RINGO, DT, Louisiana-Lafayette	210
(free agency compensatory pick)	
6c KENNARD BACKMAN, TE, Alabama-Birmingham	213
(free agency compensatory pick)	
7 (to New England Patriots in draft-day trade)	247

## 2016

April 28-30, 2016	<i>Drafted 27th</i>
1 KENNY CLARK, DT, UCLA	27
2 JASON SPRIGGS, T, Indiana	48
(from Indianapolis Colts in draft-day trade)	
2 (to Indianapolis Colts in draft-day trade)	57
3 KYLER FACKRELL, LB, Utah State	88
4 (to Indianapolis Colts in draft-day trade)	125
4a BLAKE MARTINEZ, LB, Stanford	131
(free agency compensatory pick)	
4b DEAN LOWRY, DE, Northwestern	137
(free agency compensatory pick)	
5 TREVOR DAVIS, WR, California	163
6 KYLE MURPHY, T, Stanford	200
7 (to Indianapolis Colts in draft-day trade)	248

## 2017

April 27-29, 2017	<i>Drafted 29th</i>
1 (to Cleveland Browns in draft-day trade)	29
2a KEVIN KING, CB, Washington	33
(from Cleveland Browns in draft-day trade)	
2b JOSH JONES, S, North Carolina State	61
3 MONTRAVIUS ADAMS, DT, Auburn	93
4a VINCE BIEGEL, LB, Wisconsin	108
(from Cleveland Browns in draft-day trade)	
4b JAMAAL WILLIAMS, RB, Brigham Young	134
5a DeANGELO YANCEY, WR, Purdue	175
(from Denver Broncos in draft-day trade)	
5b AARON JONES, RB, Texas-El Paso	182
(free agency compensatory pick)	
6 KOFI AMICHIA, G, South Florida	212
7a DEVANTE MAYS, RB, Utah State	238
(from Denver Broncos in draft-day trade)	
7b MALACHI DUPRE, WR, Louisiana State	247

## 2018

April 26-28, 2018	<i>Drafted 14th</i>
1 (to New Orleans in draft-day trade)	14
1 JAIRE ALEXANDER, CB, Louisville	18
(from Seattle Seahawks in draft-day trade)	
1 (to Seattle Seahawks in draft-day trade)	27
(pick originally obtained from New Orleans Saints in draft-day trade)	
2 JOSH JACKSON, CB, Iowa	45
3 (to Seattle Seahawks in draft-day trade)	76
3 OREN BURKS, LB, Vanderbilt	88
(from Carolina Panthers in draft-day trade)	
4 (to Carolina Panthers in draft-day trade)	101
(pick originally obtained from Cleveland Browns in pre-draft trade)	
4 (to Cleveland Browns in pre-draft trade)	114
4 J'MON MOORE, WR, Missouri	133
(free agency compensatory pick)	
5a COLE MADISON, G, Washington State	138
(from Cleveland Browns in pre-draft trade)	
5 (to Carolina Panthers in draft-day trade)	147
(pick originally obtained from New Orleans Saints in draft-day trade)	
5 (to Cleveland Browns in pre-draft trade)	150
5b JK SCOTT, P, Alabama	172
(free agency compensatory pick)	
5c MARQUEZ VALDES-SCANTLING, WR, South Florida	174
(free agency compensatory pick)	
6 (to Seattle Seahawks in draft-day trade)	186
6 EQUANIMEOUS ST. BROWN, WR, Notre Dame	207
(free agency compensatory pick)	
7a JAMES LOONEY, DL, California	232
7b HUNTER BRADLEY, LS, Mississippi State	239
(from Buffalo Bills in 2016 Lereitee McCray trade)	
7c KENDALL DONNERSON, LB, Southeast Missouri	248
(from Seattle Seahawks in draft-day trade)	



Jaire Alexander, Louisville,  
2018



**2019**

April 25-27, 2019 *Drafted 12th*

**1a RASHAN GARY, LB, Michigan** . . . . . 12

**1b DARNELL SAVAGE, S, Maryland** . . . . . 21  
(from Seattle Seahawks in draft-day trade)

1 (to Seattle Seahawks in draft-day trade) . . . . . 30  
(pick originally obtained from New Orleans Saints in 2018 draft-day trade)

**2 ELGTON JENKINS, G, Mississippi State** . . . . . 44

**3 JACE STERNBERGER, TE, Texas A&M** . . . . . 75

4 (to Seattle Seahawks in draft-day trade) . . . . . 114

4 (to Seattle Seahawks in draft-day trade) . . . . . 118  
(pick originally obtained from Washington Redskins for Ha Ha Clinton-Dix)

**5 KINGSLEY KEKE, DL, Texas A&M** . . . . . 150

**6a KA'DAR HOLLMAN, CB, Toledo** . . . . . 185

**6b DEXTER WILLIAMS, RB, Notre Dame** . . . . . 194  
(from Seattle Seahawks for Brett Hundley)

**7 TY SUMMERS, LB, TCU** . . . . . 226

**2020**

April 23-25, 2020 *Drafted 30th*

1 JORDAN LOVE, QB, Utah State . . . . . 26  
(from Miami Dolphins in draft-day trade)

1 (to Miami Dolphins in draft-day trade) . . . . . 30

**2 AJ DILLON, RB, Boston College** . . . . . 62

**3 JOSIAH DEGUARA, TE, Cincinnati** . . . . . 94

4 (to Miami Dolphins in draft-day trade) . . . . . 136

**5 KAMAL MARTIN, LB, Minnesota** . . . . . 175

**6a JON RUNYAN, G, Michigan** . . . . . 192  
(from Las Vegas Raiders for Trevor Davis)

**6b JAKE HANSON, C, Oregon** . . . . . 208  
(from Tennessee Titans for Reggie Gilbert)

**6c SIMON STEPANIAK, G, Indiana** . . . . . 209

**7a VERNON SCOTT, S, TCU** . . . . . 236  
(from Cleveland Browns in Justin McCray trade)

**7b JONATHAN GARVIN, LB, Miami** . . . . . 242  
(from Baltimore Ravens for Ty Montgomery)

7 (to Cleveland Browns in Justin McCray trade) . . . . . 244

**2021**

April 29-May 1, 2021 *Drafted 29th*

**1 ERIC STOKES, CB, Georgia** . . . . . 29

**2 JOSH MYERS, C/G, Ohio State** . . . . . 62

**3 AMARI RODGERS, WR, Clemson** . . . . . 85  
(from Tennessee Titans in draft-day trade)

3 (to Tennessee Titans in draft-day trade) . . . . . 92

4 (to Tennessee Titans in draft-day trade) . . . . . 135

**4 ROYCE NEWMAN, G/T, Mississippi** . . . . . 142  
(free agency compensatory pick)

**5a T.J. SLATON, DL, Florida** . . . . . 173

**5b SHEMAR JEAN-CHARLES, CB, Appalachian State** . . . . . 178  
(free agency compensatory pick)

**6a COLE VAN LANEN, T/G, Wisconsin** . . . . . 214

**6b ISAIAH McDUFFIE, LB, Boston College** . . . . . 220  
(free agency compensatory pick)

**7 KYLIN HILL, RB, Mississippi State** . . . . . 256

**2022**

April 28-30, 2022 *Drafted 28th*

**1a QUAY WALKER, LB, Georgia** . . . . . 22  
(from Las Vegas Raiders in Davante Adams trade)

**1b DEVONTE WYATT, DL, Georgia** . . . . . 28

**2 CHRISTIAN WATSON, WR, North Dakota State** . . . . . 34  
(from Minnesota Vikings in draft-day trade)

2 (to Minnesota Vikings in draft-day trade) . . . . . 53  
(pick originally obtained from Las Vegas Raiders in Davante Adams trade)

2 (to Minnesota Vikings in draft-day trade) . . . . . 59

**3 SEAN RHYAN, T/G, UCLA** . . . . . 92

**4a ROMEO DOUBS, WR, Nevada** . . . . . 132

**4b ZACH TOM, OL, Wake Forest** . . . . . 140  
(free agency compensatory pick)

5 (to Denver Broncos in draft-day trade) . . . . . 171

**5 KINGSLEY ENAGBARE, LB, South Carolina** . . . . . 179  
(from Denver Broncos in draft-day trade)

(free agency compensatory pick)

6 (to Houston Texans in Randall Cobb trade) . . . . . 205

**7a TARIQ CARPENTER, S, Georgia Tech** . . . . . 228  
(from Houston Texans in Ka'dar Hollman trade)

**7b JONATHAN FORD, DL, Miami** . . . . . 234  
(from Denver Broncos in draft-day trade)

**7c RASHEED WALKER, T, Penn State** . . . . . 249

**7d SAMORI TOURE, WR, Nebraska** . . . . . 258  
(free agency compensatory pick)

**2023**

April 27-29, 2023 *Drafted 15th*

1 LUKAS VAN NESS, LB, Iowa . . . . . 13  
(from N.Y. Jets in Aaron Rodgers trade)

1 (to N.Y. Jets in Aaron Rodgers trade) . . . . . 15

**2a LUKE MUSGRAVE, TE, Oregon State** . . . . . 42  
(from N.Y. Jets in Aaron Rodgers trade)

2 (to Detroit Lions in draft-day trade) . . . . . 45

2 (to Tampa Bay Buccaneers in draft-day trade) . . . . . 48  
(pick originally obtained from Detroit Lions in 2023 draft-day trade)

**2b JAYDEN REED, WR, Michigan State** . . . . . 50  
(from Tampa Bay Buccaneers in draft-day trade)

3 TUCKER KRAFT, TE, South Dakota State . . . . . 78

4 COLBY WOODEN, DL, Auburn . . . . . 116

**5a SEAN CLIFFORD, QB, Penn State** . . . . . 149

**5b DONTAYVION WICKS, WR, Virginia** . . . . . 159  
(from Detroit Lions in draft-day trade)

5 (to N.Y. Jets in Aaron Rodgers trade) . . . . . 170

**6a KARL BROOKS, DL, Bowling Green** . . . . . 179  
(from Tampa Bay Buccaneers in draft-day trade)

6 (to L.A. Rams in Corey Bojorquez trade) . . . . . 191

**6b ANDERS CARLSON, K, Auburn** . . . . . 207  
(from N.Y. Jets in Aaron Rodgers trade)

**7a CARRINGTON VALENTINE, CB, Kentucky** . . . . . 232

**7b LEW NICHOLS, RB, Central Michigan** . . . . . 235  
(from L.A. Rams in Corey Bojorquez trade)

**7c ANTHONY JOHNSON JR., S, Iowa State** . . . . . 242  
(from Jacksonville Jaguars in Cole Van Lanen trade)

**7d GRANT DuBOSE, WR, Charlotte** . . . . . 256  
(free agency compensatory pick)



Elgton Jenkins, Mississippi State, 2019

## PRACTICE SQUAD, 1989-2022

In 1989, the NFL created a five-player developmental squad. The league changed the name to practice squad in 1990. Players can leave a practice squad for another team only if they join the 53-man roster of another NFL club. In 2004, the NFL expanded the squad from five to eight players, and again in 2014 from eight to 10 players. Beginning in 2020, teams were allowed to carry up to 16 players on the practice squad. The 496 players who've spent time on Green Bay's developmental/practice squad:

Abbrederis, Jared (WR), Wisconsin	2015	Capra, Jacob (G/T), San Diego State	2021
Abernathy, Micah (S), Tennessee	2022	Carlyle, Calvin (CB), Oregon State	2003
Abrams, Joshua (CB), Ohio	2008	Carson, Tra (RB), Texas A&M	2018-19
Adams, Aaron (T), Eastern Kentucky	2013	Carter, Bernard (LB), East Carolina	1994
Adeoye, Aaron (LB), Southeast Missouri State	2021	Carlton, Ran (RB), Florida	2005
Adkisson, James (TE), South Carolina	2007	Carvalho, Brennan (C), Portland State	2008
Aeils, Rick (TE), Southeast Missouri State	1989	Cheadle, Justin (G), California	2012
Ahmed, Ramiz (K), Nevada	2022	Clark, D.J. (CB), Idaho State	2009
Aiyewa, Victor (LB), Washington	2013	Clark, Michael (WR), Marshall	2017
Akins, Chris (S), Arkansas-Pine Bluff	1999	Clavelle, Shannon (DE), Colorado	1995
Albright, Ethan (T), North Carolina	1994	Clowney, David (WR), Virginia Tech	2007
Alcorn, Zac (TE), Black Hills State	2006	Cole, Colin (DT), Iowa	2004
Alford, Darnell (T), Boston College	2002	Coleman, B.J. (QB), Tennessee-Chattanooga	2012
Allard, Shea (T/G), Delaware	2012	Coleman, Lavon (RB), Washington	2018
Allen, Jake (WR), Mississippi College	2008-09	Collins, Brett (LB), Washington	1992
Allen, Josh (G), Louisiana-Monroe	2014	Collins, Bryan (G), Southern Methodist	2013
Allison, Geronimo (WR), Illinois	2016	Conway, Cody (T), Syracuse	2019
Alufohai, Zuzoyah (DL), West Georgia	2021	Cooper, George (FB), Ohio State	1989
Amichia, Kofi (G), South Florida	2017	Cotton, Eric (DL), Stanford	2018
Anderson, Abdullah (DL), Bucknell	2021	Cotton, Jeff (WR), Idaho	2022
Anderson, Lyonel (TE), Kansas	2005	Coutain, Kenny (WR), Memphis	2000
Anderson, Ronnie (WR), Allegheny	1997	Cox, Kennard (CB), Pittsburgh	2008
Annen, Blake (TE), Cincinnati	2015	Coyle, Anthony (G), Fordham	2018
Ariguzo, Ike (TE), Eastern Kentucky	2014	Crabtree, Tom (TE), Miami (Ohio)	2009
Armstead, Ryquell (RB), Temple	2021	Crawford, Lionell (WR), Wisconsin	1993
Armstrong, Calvin (T), Washington State	2006	Crockett, Damarea (RB), Missouri	2019
Artmore, Rodney (S), Baylor	1998	Crockett, John (RB), North Dakota State	2015
Austin, Randy (TE), UCLA	1991	Crume, Eric (DT), Syracuse	2015
Avery, Steve (FB), Northern Michigan	1990	Cullinane, Gene (C/G), Washburn	1991
Babicz, Josh (TE), North Dakota State	2022	Curry, Donté (LB), Morris Brown	2001
Baker, Kawaan (WR), South Alabama	2022	Curry, Julius (S), Michigan	2004
Balentine, Corey (CB), Washburn	2022	Dafney, Dominique (TE), Indiana State	2020
Banjo, Chris (S), Southern Methodist	2014	Daniel, Robertson (CB), Brigham Young	2015-16
Barrie, Sebastian (DE), Liberty	1992	Daniels, Stanley (G), Washington	2009
Bass, Anthony (CB), Bethune-Cookman	1998	Datko, Andrew (T), Florida State	2012
Bass, Robert (LB), Miami (Fla.)	1995	Davis, Austin (C), Duke	2018
Battles, Adrian (G), Minnesota State	2010	Davis, Shawn (S), Florida	2021
Baxter, Keith (CB), Marshall	2016	de Beer, Gerhard (T), Arizona	2018
Baylis, Evan (TE), Oregon	2018-19	Dean, Walter (FB), Grambling	1991
Beauford, Terry (G), Florida A&M	1992-93	Delance, Jean (T), Florida	2022
Begelton, Reggie (WR), Lamar	1992-93	Dendy, Patrick (CB), Rice	2005-06
Bell, Dalton (QB), West Texas A&M	2007	Dennard, Antonio (CB), Langston	2013
Bell, Tyrone (CB), North Alabama	1999	Diedrick, Dahrhan (RB), Nebraska	2003
Benkert, Kurt (QB), Virginia	2021	Dietzen, Jon (G/T), Wisconsin	2021
Beyer, Shaun (TE), Iowa	2022	Dittman, Seth (T), Stanford	1995
Bigby, Atari (S), Central Florida	2005-06	Dixon, Jimmy (FB), Georgia Tech	2005
Bjork, Carl-Johan (LB), Sweden	2007	Dominguez, Ray (G), Arkansas	2011
Black, Henry (S), Baylor	2020	Donald, Tony (LB/TE), Western State (Colo.)	2003
Blair, Chris (WR), Alcorn State	2021	Donnerson, Kendall (LB), Southeast Missouri	2018
Blair, Michael (FB), Ball State	1998	Dorsey, Kevin (WR), Maryland	2014
Bledsoe, Fred (DT), Arkansas	2008	Dunbar, Quinton (CB), Florida	2021
Borel, Diondre (WR), Utah State	2011-12	Dunn, Reggie (WR), Utah	2013
Borgognone, Dirk (K), Pacific	1995	Ealy, Adrian (T), Oklahoma	2021
Bortles, Blake (QB), Central Florida	2021	Ealy, Biren (WR), Houston	2009
Bostick, Brandon (TE), Newberry	2012	Eby, Andy (C), Kansas State	2002
Bouagnon, Joel (RB), Northern Illinois	2018	Emodi, Ike (LB), East Carolina	2004
Bowles, Scott (G), North Texas State	1992	Ento, Kabion (CB), Colorado	2019, 21
Braden, Ben (G), Michigan	2019-21	Etling, Danny (QB), Louisiana State	2021-22
Bradford, Carl (LB), Arizona State	2015-16	Evans, Jerod (QB), Virginia Tech	2017
Bragg, Craig (WR), UCLA	2005	Evans, Jerry (TE), Toledo	1991
Branch, Bruce (CB), Penn State	2002	Evans, Marwin (S), Utah State	2018
Brewster, Carlton (WR), Ferris State	2006	Evans, Scott (DE), Oklahoma	1991
Bridewell, Jeff (QB), California-Davis	1991	Fabiano, Anthony (C), Harvard	2020
Bristol, Mark (T), Mansfield	2001	Fagan, Tommy (DE), Northeast Louisiana	1994-95
Brohm, Brian (QB), Louisville	2009	Famor, Jean (S), Bethune-Cookman	2014
Brooks, Durrant (P), Georgia Tech	2008	Farris, Kris (T), UCLA	2002
Brown, Donatello (CB), Valdosta State	2017	Fenaroli, Paul (C/G), Stony Brook	2011
Brown, Mike (S), Miami (Ohio)	2022	Fields, Jeff (DT), Arkansas State	1995
Brown, Tony (CB), Alabama	2018	Fletcher, Tom (DE), Weber State	1989
Burks, Brandon (RB), Troy	2016	Flores, Jacob (C), Dartmouth	2016
Burnette, Reggie (LB), Houston	1991	Fogle, Anthony (CB), Oklahoma	1997
Burris, Henry (QB), Temple	2001	Fontenot, Therrian (CB), Fresno State	2005
Butler, Vince (WR), Northwestern Oklahoma State	2005	Ford, Trevor (CB), Troy	2009
Byrd, Emanuel (TE), Marshall	2017	Foster, Robert (WR), Alabama	2020
Cajuste, Devon (TE), Stanford	2016	Francies, Chris (WR), Texas-El Paso	2006-07
Callahan, Joe (QB), Wesley	2016-17	Francois, Robert (LB), Boston College	2009-10
Campbell, Chris (T), Eastern Illinois	2010-11	Franklin, Benjie (CB), Tarleton State	2022
Campbell, William (DT), Michigan	2015	Franz, Todd (S), Tulsa	2002
Campion, Pete (T/G), North Dakota State	2002	Fry, Elliott (K), South Carolina	2021

Fulgham, Travis (WR), Old Dominion	2022
Gabbard, Steve (T), Florida State	1991
Gado, Samkon (RB), Liberty	2005
Gaines, Innis (S), TCU	2021-22
Galeai, Tipa (LB), Utah State	2020-21
Gall, Chris (FB), Indiana	2001
Gaston, Bruce (DT), Purdue	2015
Gavazza, Jason (TE), Kent	2000
Gbaja-Biamila, Kabeer (DE), San Diego State	2000
Genus, Sampson (C), South Florida	2011
Gerhart, Garth (C), Arizona State	2012-13
Giacomini, Breno (T), Louisville	2010
Gibbs, Joe (G), Tennessee-Martin	2012
Gilbert, Reggie (LB), Arizona	2016-17
Gillett, Alex (WR), Eastern Michigan	2013-14
Gilmore, John (DE), Tennessee State	2002
Gizzi, Chris (LB), Air Force	2000
Glover-Wright, Tay (CB), Utah State	2014
Goodley, Antwan (WR), Baylor	2016
Goodman, Herbert (RB), Graceland	2000
Goodson, Tyler (RB), Iowa	2022
Goodson, Tyrone (WR), Auburn	1999
Goodwell, Tim (LB), Memphis	2006
Gordon, Cedric (WR), Ferris State	1989
Gordy, Josh (CB), Central Michigan	2010
Greco, Michael (S), Central Florida	2010
Greene, Darrell (G), San Diego State	2017
Griffin-Stewart, Nakia (TE), Pittsburgh	2020
Griffith, Brent (T), Minnesota-Duluth	1992
Guggemos, Nick (TE), St. Thomas	2022
Gurley, Tori (WR), South Carolina	2011
Guy, Lawrence (DE), Arizona State	2012
Hall, Lamont (TE), Clemson	1999
Hall, Mark (DE), Southwestern Louisiana	1989
Hamilton, Justin (DT), Louisiana-Lafayette	2015
Hamilton, La'Darius (LB), North Texas	2021-22
Hamilton, Ruffin (LB), Tulane	1994
Hamm, Horace (WR), Lehigh	1992
Hanoian, Greg (FB), Syracuse	2005
Hansen, Carl (DE/DT), Stanford	1999
Hanson, Chris (P), Marshall	1999
Hanson, Jake (C), Oregon	2020
Hardie, Rudolph (DE), Howard	2008
Harrell, Graham (QB), Texas Tech	2010-11
Harrell, Reggie (WR), Texas Christian	2005
Harris, Antoine (RB), Illinois	2005
Harris, Clark (TE), Rutgers	2007
Harris, De'Jon (LB), Arkansas	2020
Harris, DuJuan (RB), Troy	2012
Harris, Elliott (DE), Arkansas	2005
Hart, Lawrence (TE), Southern	1999
Hasselbeck, Matt (QB), Boston College	1998
Hatcher, Keon (WR), Arkansas	2019
Havner, Spencer (LB), UCLA	2006-08
Hayes, Chris (S), Washington State	1996
Hayes, Joe (G), San Jose State	2005
Haynos, Joey (TE), Maryland	2008
Heffin, Jack (DL), Iowa	2022
Heimburger, Craig (G), Missouri	1999-2000
Henry, Mitchell (TE), Western Kentucky	2015
Henrich, Craig (P/K), Notre Dame	1993
Herndon, Warner (S), Morgan State	2000
Herrion, Atlas (G/T), Alabama	2004
Herron, Anthony (DE), Iowa	2001
Hill, Michael (RB), Missouri Western State	2013-14
Hochertz, Marty (DE), Southern Illinois	1992
Hoese, Jon (FB), Minnesota	2011
Holder, Chris (WR), Tuskegee	1992
Holt, Reggie (S), Wisconsin	1995
Hope, Charles (G/T), Central (Ohio) State	1993-94
Horacek, Mike (WR), Iowa State	2000-01
Hubbard, Adrian (LB), Alabama	2014
Hudson, Craig (TE), Wisconsin	1990
Humphrey, Deon (LB), Florida State	1999
Humphrey, Jay (T), Texas	2002
Humphrey, Tory (TE), Central Michigan	2005
Hutchins, Paul (G/T), Western Michigan	1993
Jackson, Alcender (G), Louisiana State	2002
Jackson, Cardia (LB), Louisiana-Monroe	2010
Jackson, Don (RB), Nevada	2016
Jackson, Kenny (LB), Nevada-Reno	2001
Jennings, Brandon (CB), Texas A&M	2002

Johnson, Charles (WR), Grand Valley State	2013
Johnson, Jamel (WR), Alabama State	2015
Johnson, James (RB), Kansas State	2010
Johnson, Malcolm (FB), Mississippi State	2018
Johnson, Micah (LB), Kentucky	2012
Johnson, Rishaw (G), California University (Pa.)	2014
Johnson, Zack (G), North Dakota State	2020
Jones, Caleb (T), Indiana	2022
Jones, Johnny (DL), Marshall	2011
Jones, Khalil (WR), Miami (Fla.)	2009
Jones, Kobe (LB), Mississippi State	2022
Josue, Steve (LB), Carson-Newman	2003
Jurkovic, John (NT), Eastern Illinois	1991
Kalambayi, Peter (LB), Stanford	2021
Kallon, Francis (T), Georgia Tech	2017
Karczewski, Doug (G/T), Virginia	1999
Kaufusi, Bronson (TE), Brigham Young	2021
Kearney, Jay (WR), West Virginia	1994
Keenan, Ryan (G), Northwestern	2007
Kehl, Ed (T/G), Brigham Young	2000-01
Kerridge, Joe (FB), Michigan	2016-17
Kight, Kelvin (WR/KR), Florida	2004
Killings, D.J. (CB), Central Florida	2018
Kinder, Randy (CB), Notre Dame	1997
Kirby, Scott (T), Arizona State	1989
Kirksey, John (DT), Sacramento State	1994
Kitts, Jim (FB), Ferrum	1997
Krause, Ryan (TE), Nebraska-Omaha	2007
Kruger, Joe (DE), Utah	2014
Kumerow, Jake (WR), Wisconsin-Whitewater	2017
Lancaster, Tyler (DL), Northwestern	2018
Landry, Michael (DE), Southern	2003
Lansanah, Danny (LB), Connecticut	2008
Leach, Vonta (FB), East Carolina	2004-05
Lee, Steve (FB), Indiana	1997
Leffew, Travis (G/T), Louisville	2006
Lenon, Paris (LB), Richmond	2001
Levine, Anthony (S), Tennessee State	2010-11
Lewis, Devin (WR), Southern	2002
Lipscomb, Kalija (WR), Vanderbilt	2020
Lloyd, Doug (RB), North Dakota State	1991
Looney, James (DL/TE), California	2018-19
Lucas, Chad (WR), Alabama State	2005
Lumpkin, Kregg (RB), Georgia	2009
Lunsford, Izaah (DT), Bowling Green	2017
Lyon, Billy (DE), Marshall	1997
Mack, Daylon (DL), Texas A&M	2020
Malone, Alfred (DT), Troy	2007-08
Malone, Josh (WR), Tennessee	2021
Manning, Brian (WR), Stanford	1998
Marker, Mike (WR), Millikin	2004
Martin, Ruvel (WR), Saginaw Valley State	2005
Martini, Greer (LB), Notre Dame	2018
Mathews, Derrick (LB), Houston	2016
Mathews, Eric (WR), Indiana	1996
Mathews, Tray (S), Auburn	2018
McBrien, Scott (QB), Maryland	2004
McBryde, B.J. (DE), Connecticut	2015
McCaffrey, Max (WR), Duke	2016-17
McCaslin, Eugene (LB), Florida	2000
McCoy, Mike (QB), Utah	1995
McCray, Jordan (G), Central Florida	2014
McElmurry, Blaine (S), Montana	1997
McGill, Jason (WR), Georgia Tech	1993
McGill, Tim (DT), Illinois	2005
McGruder, Michael (CB), Kent State	1989
McHugh, Sean (TE), Penn State	2004
McIntosh, RJ (DL), Miami (Fla.)	2021
McKinney, Anthony (TE), Connecticut	1998
McNeil, Nick (LB), Western Carolina	2004
Menet, Michal (C), Penn State	2021-22
Meredith, Jamon (T), South Carolina	2009
Merrill, Otis (CB), Illinois State	2012
Miller, Jordan (DT), Southern	2012
Millhouse, Kelvin (CB), Hawai'i	2004
Miree, Brandon (FB), Pittsburgh	2006
Molson, JJ (K), UCLA	2020-21
Moore, David (WR), East Central	2021
Moore, Jason (CB/S), San Diego State	2000
Moore, Tim (LB), Michigan State	1989
Morgan, Tim (P), San Jose State	2001
Morton, John (WR), Western Michigan	1993

## FIRST DEVELOPMENTAL SQUAD, SEPTEMBER 1989

FB George Cooper . . . . . Ohio State  
 SS Stan Shiver . . . . . Florida State

LB Tim Moore . . . . . Michigan State  
 DE Mark Hall . . . . . Southwestern Louisiana

Moses, J.J. (WR/KR), Iowa State	2001-02	Smith, Tremon (CB), Central Arkansas	2019
Mosley, Denorse (CB), Edinboro	1998	So'oto, Vic (LB), Brigham Young	2012
Muir, Blake (G), Baylor	2016	St. Brown, Equanimeous (WR), Notre Dame	2021
Neal, Rajion (RB), Tennessee	2014	Stanley, Jayson (CB), Georgia	2021
Neal, Randy (LB), Virginia	1995	Steele, Ben (TE), Mesa State	2004
Nelson, Jim (LB), Penn State	1998	Stenavich, Adam (G), Michigan	2006
Newman, Adam (TE), Boston College	2000	Stephenson, Cameron (G), Rutgers	2007
Newton, Cecil (C/G), Tennessee State	2011	Stewart, Dez (WR), Ohio Dominican	2016
Nijman, Yosh (T), Virginia Tech	2019	Stoneburner, Jake (TE), Ohio State	2013
Nixon, James (CB), California (Pa.)	2012-13	Stuber, Tim (G), Colorado State	2002
Nnabuife, Alvin (S), Southern Methodist	2006	Swain, Brett (WR), San Diego State	2008
Noa, Kaulana (G), Hawaii	2003	Swiney, Erwin (CB), Nebraska	2002-03
Obiozor, Cyril (LB), Texas A&M	2009	Talley, Ronald (DE), Delaware	2009
Orchard, Nate (LB), Utah	2021	Tarver, Hurley (CB), Central Oklahoma	2001-02
Owens, Buster (CB), Georgia	1996	Taylor, Malik (WR), Ferris State	2019
Palmer, Pat (WR), Northwestern (La.) State	1998	Taylor, Patrick (RB), Memphis	2021
Pankey, Adam (G/T), West Virginia	2017-18	Thomas, Ahmad (LB), Oklahoma	2017
Parchman, Corey (WR), Ball State	2002	Thomas, DQ (LB), Middle Tennessee State	2022
Patrick, Chris (G), Nebraska	2007	Thomas, Joe (LB), South Carolina State	2014
Patrick, Lucas (G), Duke	2016	Thomas, Kiondre (CB), Kansas State	2022
Paxson, Scott (DT), Penn State	2006	Thomas, Wilson (WR), Nebraska	2003
Pearson, Colby (WR), Brigham Young	2017	Thompson, Jason (S), Utah	2018
Pearson, Pepe (RB), Ohio State	1998	Thompson, Orrin (T), Duke	2006-07
Perillo, Justin (TE), Maine	2014-15	Thompson, Paul (QB), Oklahoma	2007
Pizzotti, Chris (QB), Harvard	2009	Thurman, Andrae (WR), Southern Oregon	2004
Pope, Ryan (T), San Diego State	2020	Tiller, Andrew (G), Syracuse	2013
Porter, Joe (CB), Rutgers	2007-08	Tollefson, Dave (DE), Northwest Missouri State	2006
Powell, Chaz (S), Penn State	2012	Tolzien, Scott (QB), Wisconsin	2013
Previlon, Willington (DL), Rutgers	2020-21	Tonyan, Robert (TE), Indiana State	2017
Price, Brian (DL), Texas San Antonio	2016, 20	Toribio, Anthony (DT), Carson-Newman	2008-09
Pringle, Raysean (CB), Southern Utah	2017	Toy, Maury (RB), UCLA	1992
Purify, Bobby (RB), Colorado	2005	Triner, Zach (LS), Assumption	2017
Ramsey, Randy (LB), Arkansas	2009	Tucker, Jason (WR), Texas Christian	1998
Handolph, Dane (T), Maryland	2019	Tyler, Marc (RB), Southern California	2012
Raymond, Dax (TE), Utah State	2020	Van Lanen, Cole (G/T), Wisconsin	2021
Redding, Teo (WR), Bowling Green	2018	Van Roten, Greg (G), Pennsylvania	2012
Redmond, Will (CB), Mississippi State	2018	Vanderlin, Drew (DE), Michigan Tech	2012
Reilly, Mike (QB), Central Washington	2009	Vaughters, James (LB), Stanford	2015
Renfrow, Justin (T), Miami (Fla.)	2014	Vermiglio, Jake (G), North Carolina State	2011
Rice, Frank (WR), Colorado State	2003	Vines, Scottie (WR), Wyoming	2003
Ringo, Christian (DT), Louisiana-Lafayette	2015	Vitale, Danny (FB), Northwestern	2018
Rivera, Mike (LB), Kansas	2010	Vujnovich, Jeremy (T), Louisiana College	2014-15
Roberts, Greg (LB), Baylor	2020	Wachholtz, Kyle (QB/TE), Southern California	1996-97
Roberts, Seth (WR), West Alabama	2020	Walker, Johnny (WR), Texas	1991
Robertson, Chris (RB), Houston	2004	Walker, Josh (G), Middle Tennessee State	2014
Robinson, Antonio (WR), Nicholls State	2010	Walker, Tyrone (WR), Illinois State	2013
Robinson, Luther (DT), Miami (Fla.)	2014	Ward, Tim (LB), Old Dominion	2022
Robinson, Michael (CB), Hampton	1996	Warner, Josh (G), Brockport State	2002
Rolle, Jumal (CB), Catawba	2013-14	Washburn, Cliff (T), The Citadel	2007
Rooths, James (CB), Shepherd	2001	Waters, Herb (WR/CB), Miami (Fla.)	2016
Ross, Brandian (CB), Youngstown State	2011-12	Weber, Mike (RB), Ohio State	2020
Ross, Jay (NT), East Carolina	2010	Wells, Scott (C), Tennessee	2004
Ross, Jeremy (WR), California	2012	West, Chastin (WR), Fresno State	2010-11
Rotheram, Matt (G), Pittsburgh	2015	Westbrook, Dede (WR), Oklahoma	2022
Rowe, Joe (CB), Virginia	1997	White, Corey (FB), Alabama-Birmingham	2007
Rush, Anthony (DL), Alabama-Birmingham	2020	White, Kerrith (RB), Florida Atlantic	2021
Russell, Calvin (WR), Tuskegee	2006	White, Myles (T), Oregon State	2002
Russell, KeiVarae (CB), Notre Dame	2020	White, Mitch (WR), Louisiana Tech	2013-14
Saine, Brandon (RB), Ohio State	2011	White, Reggie (RB), Oklahoma State	2002
Sam, Lorne (WR), Texas-El Paso	2008	Whitehead, Jermaine (S), Auburn	2016-17
Samuels, Stanford (CB), Florida State	2020	Wilborn, Ray (LB), Ball State	2021-22
Sandland, Beau (TE), Montana State	2016	Wilkins, Manny (QB), Arizona State	2019
Sands, Terrell (DT), Tennessee-Chattanooga	2002-03	Williams, Dexter (RB), Notre Dame	2020
Schau, Tom (C/G), Illinois	2000	Williams, Ed (WR), Fort Hays State	2015
Scheuerman, Ross (RB), Lafayette	2015	Williams, Gerald (WR), Oklahoma	1999-2000
Schroeder, Bill (WR), Wisconsin-La Crosse	1994, 96	Williams, Jay (DE), Wake Forest	1994
Scott, Caleb (WR), Vanderbilt	2020	Williams, Johnny (LB), Kentucky	2010
Scott, Chris (G/T), Tennessee	2012	Williams, Patrick (WR), Colorado	2009
Scott, Delontae (DL), Southern Methodist	2020	Williams, Tim (LB), Alabama	2019
Scott, Walter (DE), East Carolina	1996	Williams, Tramon (CB), Louisiana Tech	2006, 20
Sebetic, Kyle (DB), Dayton	2015	Williams, Walter (RB), Grambling State	2004
Sedoris, Chris (C/G), Purdue	1996	Williams, Wendell (S), Louisiana-Lafayette	2004
Settles, Tawambi (CB), Duke	1998	Wilson, Ray (S), New Mexico	1994
Shemour, Bill (FB/TE), Michigan	2002	Winfree, Juwann (WR), Colorado	2020-22
Sheldon, Brady (LB), Ferris State	2018-19	Winn, Billy (DL), Boise State	2020
Shepherd, Darrius (WR), North Dakota State	2019-20	Winslow, Ryan (P), Pittsburgh	2020
Shiver, Stan (S), Florida State	1989	Wirtel, Steven (LS), Iowa State	2021
Shorts, Pete (DE), Illinois State	1990	Wishom, Jerron (CB), Louisiana Tech	2005
Showell, Malcolm (DE), Delaware State	1993	Wolf, Ethan (TE), Tennessee	2018-19
Simmons, Charlie (WR), Georgia Tech	1995	Wood, Joe (K), Air Force	1995
Simon, Deon (DL), Northwestern State	2018	Woodfin, Zac (LB), Alabama-Birmingham	2005
Simpkins, Maurice (LB), Coastal Carolina	2010	Woolfork, Ronnie (LB), Colorado	1995
Slayton, Chris (DL), Syracuse	2022	Wynn, DeShawn (RB), Florida	2008
Smith, Art (S), Northeastern	2004	Yancey, DeAngelo (WR), Purdue	2017-18
Smith, Emory (FB), Clemson	1997	Young, Curtis (LB/DE), Cincinnati	2010
Smith, Orwin (RB), Georgia Tech	2013	Young, David (S), Georgia Southern	2004
Smith, Terrance (WR), South Carolina State	2010	Zolman, Greg (QB), Vanderbilt	2002



## SIGNIFICANT TRADES, 1957-2023

Year		Coach/GM
1957	T <b>Norm Masters</b> with three others from Detroit for QB <b>Tobin Rote</b> . . . . .	Lisle Blackburn
1958	Third-round draft choice (FB <b>Ray Nitschke</b> ) from N.Y. Giants for DE <b>John Martinkovic</b> . . . . .	Ray McLean
1959	G <b>Fred "Fuzzy" Thurston</b> from Baltimore Colts for LB <b>Marv Matuzak</b> . . . . .	Vince Lombardi
	HB <b>Emlen Tunnell</b> from N.Y. Giants for cash . . . . .	Vince Lombardi
	QB <b>Lamar McHan</b> from Chicago Cardinals for undisclosed draft choice (1960 third-round) . . . . .	Vince Lombardi
	HB <b>Lew Carpenter</b> with E <b>Bill Quinlan</b> from Cleveland Browns for E <b>Billy Howton</b> . . . . .	Vince Lombardi
	DT <b>Henry Jordan</b> from Cleveland Browns for 1960 fourth-round draft choice . . . . .	Vince Lombardi
	HB <b>Bob Freeman</b> from Cleveland Browns for 1960 fifth-round draft choice . . . . .	Vince Lombardi
1960	DE <b>Willie Davis</b> from Cleveland Browns for E <b>A.D. Williams</b> . . . . .	Vince Lombardi
	QB <b>John Roach</b> from Cleveland Browns for 1962 third-round draft choice . . . . .	Vince Lombardi
1964	LB <b>Lee Roy Caffey</b> from Philadelphia with first-round draft choice for C <b>Jim Ringo</b> and FB <b>Earl Gros</b> . . . . .	Vince Lombardi
1965	K <b>Don Chandler</b> from N.Y. Giants for draft choice . . . . .	Vince Lombardi
	E <b>Carroll Dale</b> from L.A. Rams for LB <b>Dan Currie</b> . . . . .	Vince Lombardi
1966	First-round draft choice (FB <b>Jim Grabowski</b> ) from Detroit for E <b>Ron Kramer</b> . . . . .	Vince Lombardi
	First-round draft choice (C/G <b>Bob Hyland</b> ) from Pittsburgh for T <b>Lloyd Voss</b> and E <b>Tony Jeter</b> . . . . .	Vince Lombardi
1967	FB <b>Ben Wilson</b> from L.A. Rams for 1968 second-round draft choice . . . . .	Vince Lombardi
1968	DE <b>Leo Carroll</b> from Atlanta for WR <b>Bob Long</b> . . . . .	Vince Lombardi
	T <b>Francis Peay</b> from N.Y. Giants for LB <b>Tommy Crutcher</b> and T <b>Steve Wright</b> . . . . .	Vince Lombardi
1969	1971 fifth-round draft choice (DE <b>Donnell Smith</b> ) from Washington for S <b>Tom Brown</b> . . . . .	Phil Bengtson
	1970 fourth-round draft choice (K <b>Skip Butler</b> ) from Baltimore Colts for DT <b>Ron Kostechnik</b> . . . . .	Phil Bengtson
	1970 10th-round draft choice (TE <b>Frank Patrick</b> ) from Washington for DE <b>Leo Carroll</b> . . . . .	Phil Bengtson
	1970 first-round draft choice (DT <b>Mike P. McCoy</b> ) from Chicago Bears for C/G <b>Bob Hyland</b> , HB <b>Elijah Pitts</b> and LB <b>Lee Roy Caffey</b> . . . . .	Phil Bengtson
1971	WR <b>Jack Glancy</b> from Miami for TE <b>Marv Fleming</b> . . . . .	Phil Bengtson
	TE <b>John Hilton</b> from Pittsburgh for DB <b>John Rowser</b> . . . . .	Phil Bengtson
	C <b>Malcolm Walker</b> and DE <b>Clarence Williams</b> from Dallas for CB <b>Herb Adderley</b> . . . . .	Phil Bengtson
	C <b>Ken Mendenhall</b> from Atlanta for DE <b>Francis Winkler</b> . . . . .	Phil Bengtson
	DT <b>Kevin Hardy</b> from San Francisco for 1971 second-round draft choice . . . . .	Phil Bengtson
	Cash from Atlanta for TE <b>Ron Jones</b> . . . . .	Phil Bengtson
	DE <b>Alden Roche</b> and Broncos' position in first round of 1971 draft (up to No. 9 for RB <b>John Brockington</b> ) from Denver for QB <b>Don Horn</b> . . . . .	Dan Devine
	1971 second-round draft choice (RB <b>Virgil Robinson</b> ) and 1972 sixth-round draft choice (RB <b>Bob Hudson</b> ) from Los Angeles Rams for RB/KR <b>Travis Williams</b> . . . . .	Dan Devine
1972	QB <b>Zeke Bratkowski</b> from Minnesota for 1972 third-round draft choice . . . . .	Dan Devine
	C <b>Cal Withrow</b> from San Diego for 1972 17th-round draft choice . . . . .	Dan Devine
	1972 first-round draft choice (QB <b>Jerry Tagge</b> ) from San Diego for DT <b>Kevin Hardy</b> . . . . .	Dan Devine
	LB <b>Tommy Crutcher</b> from L.A. Rams for 1973 fourth-round draft choice . . . . .	Dan Devine
1973	RB <b>MacArthur Lane</b> from St. Louis Cardinals for RB <b>Donny Anderson</b> . . . . .	Dan Devine
	S <b>Jim Hill</b> from San Diego for DT <b>Lionel Aldridge</b> and 1974 third-round draft choice . . . . .	Dan Devine
	1974 sixth-round draft choice (RB <b>Don Woods</b> ) from Chicago Bears for QB <b>Zeke Bratkowski</b> . . . . .	Dan Devine
	P <b>Ron Widby</b> and CB <b>Ike Thomas</b> from Dallas for 1973 second-round draft choice . . . . .	Dan Devine
	G <b>Malcolm Snider</b> from Atlanta for RB <b>Dave Hampton</b> . . . . .	Dan Devine
	DE <b>Aaron Brown</b> from Kansas City for T <b>Francis Peay</b> . . . . .	Dan Devine
1974	1975 second-round draft choice (G <b>Bill Bain</b> ) from Washington for LB <b>Dave Robinson</b> . . . . .	Dan Devine
	DT <b>Carleton Oats</b> from Oakland for DT <b>Vern Vanoy</b> and 1973 fifth-round draft choice . . . . .	Dan Devine
	1974 eighth-round draft choice (S <b>Ned Guillet</b> ) from New Orleans for TE <b>Len Garrett</b> . . . . .	Dan Devine
	QB <b>Jim Del Gaizo</b> from Miami for 1974 second-round and 1975 second-round draft choices . . . . .	Dan Devine
	QB <b>Jack Cannon</b> from Dallas for 1975 fifth-round draft choice . . . . .	Dan Devine
	DT <b>Steve Okoniewski</b> and RB <b>Pete Van Valkenburg</b> from Buffalo for QB <b>Scott Hunter</b> . . . . .	Dan Devine
1975	LB <b>Ted Hendricks</b> and 1975 second-round draft choice (later sent to L.A. Rams in <b>John Hadl</b> trade) from Baltimore Colts for LB <b>Tom MacLeod</b> and 1975 eighth-round draft choice . . . . .	Dan Devine
	T <b>Harry Schuh</b> from L.A. Rams for 1975 sixth-round draft choice . . . . .	Dan Devine
	1975 third-round draft choice (RB <b>Willard Harrell</b> ) from San Diego for DT <b>Bob Brown</b> . . . . .	Dan Devine
	G <b>Bruce Van Dyke</b> from Pittsburgh for future draft choice (1976 third-round) . . . . .	Dan Devine
	1975 third-round draft choice (later traded to Kansas City) from N.Y. Giants for QB <b>Jim Del Gaizo</b> . . . . .	Dan Devine
	QB <b>Dean Carlson</b> from Kansas City for 1975 third-round draft choice (through N.Y. Giants) . . . . .	Dan Devine
	QB <b>John Hadl</b> from L.A. Rams for first-, second- and third-round choices in 1975, and first- and second-round choices in 1976 . . . . .	Dan Devine
	1975 1976 fourth-round draft choice (DB <b>Mike C. McCoy</b> ) from Kansas City for RB <b>MacArthur Lane</b> . . . . .	Bart Starr
	1976 fourth-round draft choice (later traded to Houston Oilers in <b>Lynn Dickey</b> deal) from Philadelphia for G <b>Bill Lueck</b> . . . . .	Bart Starr
	04/02/76 QB <b>Lynn Dickey</b> from Houston Oilers for QB <b>John Hadl</b> , DB <b>Ken Ellis</b> , 1976 fourth-round draft choice (through Philadelphia) and 1977 third-round draft choice . . . . .	Bart Starr
08/18/76 DE <b>Bob Barber</b> from Pittsburgh for 1977 fourth-round draft choice . . . . .	Bart Starr	
08/26/76 WR <b>Ollie Smith</b> from Oakland for 1977 12th-round draft choice . . . . .	Bart Starr	
08/31/76 1977 third-round draft choice (G <b>Rick Scribner</b> ) from Denver for G <b>Bill Bain</b> . . . . .	Bart Starr	
09/06/76 1978 10th-round draft choice (C <b>Mark Totten</b> ) from N.Y. Giants for K <b>Joe Danelo</b> . . . . .	Bart Starr	
09/21/76 LB <b>Don Hansen</b> from Seattle for cash . . . . .	Bart Starr	
05/05/77 RB <b>Terdell Middleton</b> from St. Louis Cardinals for DB <b>Perry Smith</b> . . . . .	Bart Starr	
09/12/77 DL <b>Herb McMath</b> , 1978 first-round draft choice (LB <b>John Anderson</b> ) and 1979 fourth-round draft choice (later sent to Washington) from Oakland for DT <b>Mike P. McCoy</b> . . . . .	Bart Starr	
05/02/78 1978 fifth-round draft choice (RB <b>Willie Wilder</b> ) from Pittsburgh for DT <b>Dave Pureifory</b> . . . . .	Bart Starr	
05/04/78 1979 eighth-round draft choice (WR <b>Ron Cassidy</b> ) from San Francisco for G/T <b>Steve Knutson</b> . . . . .	Bart Starr	

PICKERS' TRADES

COMMUNITY

ADMIN. & COACHES

VETERANS

DRAFT & FREE AGENTS

2022 REVIEW

TRADES

LAMBEAU FIELD


MISC.

06/07/78	DT <b>Carl Barzilauskas</b> from N.Y. Jets for 1979 fourth- and fifth-round draft choices	Bart Starr
08/04/78	T <b>Tim Stokes</b> from Washington for 1979 fourth-round draft choice (through Oakland)	Bart Starr
08/15/78	C <b>Rick Nuzum</b> from L.A. Rams for 1980 fifth-round draft choice	Bart Starr
04/26/79	1979 seventh-round draft choice (LB <b>Rich Wingo</b> ) and 1980 first-round draft choice (LB <b>George Cumby</b> ) from San Diego for CB <b>Willie Buchanan</b>	Bart Starr
08/14/79	C <b>Mike Wellman</b> from L.A. Rams for 1981 fifth-round draft choice	Bart Starr
08/18/81	S <b>Frank Reed</b> from Atlanta for S <b>Steve Luke</b>	Bart Starr
09/17/81	WR <b>John Jefferson</b> from San Diego for WR <b>Aundra Thompson</b> , 1982 second-round draft choice, 1983 first-round draft choice and 1984 second-round draft choice; teams also traded positions in 1982 draft	Bart Starr
06/10/82	First-round draft choice (CB <b>Tim Lewis</b> ) from Pittsburgh for DL <b>Bruce Clark</b>	Bart Starr
08/29/82	1983 10th-round draft choice (WR <b>Byron Williams</b> ) from Houston Oilers for T <b>Mark Koncar</b>	Bart Starr
07/28/83	1984 12th-round draft choice (WR <b>Lenny Taylor</b> ) from San Diego for G <b>Derrel Gofourth</b>	Bart Starr
07/17/84	1985 seventh-round draft choice (LB <b>Eric Wilson</b> ) from Minnesota for K <b>Jan Stenerud</b>	Forrest Gregg
04/26/85	QB <b>Scott Brunner</b> from Denver for 1986 sixth-round draft choice	Forrest Gregg
04/30/85	1985 first-round draft choice (T <b>Ken Ruettgert</b> ) and 1986 fourth-round draft choice (LB <b>Tim Harris</b> ) from Buffalo for first- and second-round draft choices in 1985	Forrest Gregg
08/20/85	WR <b>Preston Dennard</b> from Buffalo for 1986 12th-round draft choice	Forrest Gregg
08/26/85	1986 sixth-round draft choice (LB <b>Burnell Dent</b> ) from St. Louis Cardinals for QB <b>Scott Brunner</b>	Forrest Gregg
09/04/85	G/T <b>Mike Obrovac</b> from Cincinnati for 1986 11th-round draft choice	Forrest Gregg
09/05/85	DB <b>Mossy Cade</b> from San Diego for 1986 first-round draft choice and fifth-rounder (conditional) in 1987	Forrest Gregg
09/19/85	Rights for G <b>Tom Robison</b> (Browns choice in 1984 USFL supplemental draft) and 1987 seventh-round draft choice (P <b>Bill Smith</b> ) from Cleveland Browns for WR <b>John Jefferson</b>	Forrest Gregg
08/19/86	TE <b>Dan Ross</b> from Seattle for 1987 12th-round draft choice	Forrest Gregg
09/30/86	1987 12th-round draft choice (DB <b>Norman Jefferson</b> ) from N.Y. Giants for WR/KR <b>Phil McConkey</b>	Forrest Gregg
04/14/87	1987 third-round draft choice (WR <b>Frankie Neal</b> ) and 1988 fourth-round draft choice (NT <b>Rollin Putzier</b> ) from L.A. Raiders for WR <b>James Lofton</b>	Forrest Gregg/Tom Braatz
04/28/87	1987 second- (LB <b>Johnny Holland</b> ) and third-round (LB <b>Scott Stephen</b> ) draft choices from Atlanta for 1987 second-round draft choice	Forrest Gregg/Tom Braatz
08/26/87	DB <b>Dave Brown</b> from Seattle for 1988 11th-round draft choice	Forrest Gregg/Tom Braatz
04/23/89	RB <b>Herman Fontenot</b> from Cleveland with Browns' 1989 third-round draft choice (QB <b>Anthony Dilweg</b> ), Patriots' 1989 fifth-round draft choice (RB <b>Vince Workman</b> ) and Browns' 1990 first-round draft choice (LB <b>Tony Bennett</b> ) for Packers' second- and fifth-round draft choices in 1989	Lindy Infante/Tom Braatz
10/09/90	1991 seventh-round draft choice (LB <b>Frank Blevins</b> ) from Cleveland Browns for RB <b>Brent Fullwood</b>	Lindy Infante/Tom Braatz
04/21/91	1991 first-round draft choice (CB <b>Vinnie Clark</b> ) and 1992 first-round draft choice (17th overall, later dealt to Atlanta in Brett Favre trade) from Philadelphia for 1991 first-round draft choice	Lindy Infante/Tom Braatz
04/22/91	1991 third-round draft choice (RB <b>Chuck Webb</b> ) from San Francisco for 1991 fourth- and fifth-round draft choices	Lindy Infante/Tom Braatz


### PACKERS TRADES INVOLVING FIRST-ROUND DRAFT PICKS, 1966-2023

1966	First-round choice (FB <b>Jim Grabowski</b> ) from Detroit for E <b>Ron Kramer</b>	Vince Lombardi
	First-round choice (C/G <b>Bob Hyland</b> ) from Pittsburgh for T <b>Lloyd Voss</b> and E <b>Tony Jeter</b>	Vince Lombardi
1970	1970 first-round choice (DT <b>Mike P. McCoy</b> ) from Chicago Bears for C/G <b>Bob Hyland</b> , HB <b>Elijah Pitts</b> and LB <b>Lee Roy Caffey</b>	Phil Bengtson Dan Devine
1971	1972 first-round choice (QB <b>Jerry Tagge</b> ) from San Diego for DT <b>Kevin Hardy</b>	Dan Devine
1974	QB <b>John Hadl</b> from L.A. Rams for first-, second- and third-round choices in 1975, and first- and second-round choices in 1976	Dan Devine
09/12/77	DL <b>Herb McMath</b> , 1978 first-round choice (LB <b>John Anderson</b> ) and 1979 fourth-round choice (later sent to Washington) from Oakland for DT <b>Mike P. McCoy</b>	Bart Starr
04/26/79	1979 seventh-round choice (LB <b>Rich Wingo</b> ) and 1980 first-round choice (LB <b>George Cumby</b> ) from San Diego for DB <b>Willie Buchanan</b>	Bart Starr
09/17/81	WR <b>John Jefferson</b> from San Diego for WR <b>Aundra Thompson</b> , 1982 second-round choice, 1983 first-round choice and 1984 second-round choice; teams also traded positions in 1982 draft	Bart Starr
06/10/82	First-round choice (CB <b>Tim Lewis</b> ) from Pittsburgh for DL <b>Bruce Clark</b>	Bart Starr
04/30/85	1985 first-round choice (T <b>Ken Ruettgert</b> ) and 1986 fourth-round choice (LB <b>Tim Harris</b> ) from Buffalo for 1985 first- and second-round choices	Forrest Gregg
09/05/85	DB <b>Mossy Cade</b> from San Diego for 1986 first-round choice and fifth-rounder (conditional) in 1987	Forrest Gregg
04/23/89	1990 first-round choice (LB <b>Tony Bennett</b> ) from Cleveland for 1989 second-round choice	Lindy Infante/Tom Braatz
04/21/91	1991 first-round choice (CB <b>Vinnie Clark</b> ) and 1992 first-round choice (17th overall, later dealt to Atlanta in Favre trade) from Philadelphia for 1991 first-round choice	Lindy Infante/Tom Braatz
02/11/92	QB <b>Brett Favre</b> from Atlanta for 1992 first-round choice (17th overall, through Phil.; Atlanta then dealt choice to Dallas for 19th selection and fourth-round 1992 choice; Dallas chose CB <b>Kevin Smith</b> with No. 17)	Ron Wolf
04/25/93	1993 first- (S <b>George Teague</b> ) and fourth-round (later dealt to Chi. Bears) choices from Dallas for four 1993 Packers choices: two Packers' second-round choices (including one through San Francisco), a fourth-rounder (through Atlanta) and an eighth-round choice	Ron Wolf
04/24/94	1994 first-round choice (G <b>Aaron Taylor</b> ) from Miami for 1994 first- and third-round choices	Ron Wolf
04/22/95	1995 first-round supplemental choice (DB <b>Draig Newsum</b> ) and 1995 third- (DT <b>Darius Holland</b> ) and sixth-round (WR <b>Charlie Simmons</b> ) choices from Carolina for 1995 first- and sixth-round choices	Ron Wolf
04/18/98	1998 first-round choice (DT <b>Vinnie Holliday</b> ) from Miami for 1998 first- and second-round choices	Ron Wolf
03/05/01	2001 first- (DE <b>Jamal Reynolds</b> ) and third-round (LB <b>Torrance Marshall</b> ) choices from Seattle for QB <b>Matt Hasselbeck</b> and 2001 first-round choice	Ron Wolf
04/20/02	2002 first-round choice (WR <b>Javon Walker</b> ) and 2002 fifth-round choice (DE <b>Aaron Kampman</b> ) from Seattle for 2002 first- and second-round choices	Mike Sherman
04/26/08	2008 second-round choice (WR <b>Jordy Nelson</b> ) and fourth-round choice (later traded to N.Y. Jets) from N.Y. Jets for 2008 first-round choice (No. 30 overall)	Ted Thompson
04/25/09	2009 first-round choice (LB <b>Clay Matthews</b> ) and fifth-round choice (T <b>Jamon Meredith</b> ) from New England for 2009 second- and two third-round choices	Ted Thompson
04/27/17	2017 second-round choice (CB <b>Kevin King</b> ) and fourth-round choice (LB <b>Vince Biegel</b> ) from Cleveland for 2017 first-round choice	Ted Thompson
04/26/18	2018 first-round choice (later traded to Seattle) and fifth-round choice (later traded to Carolina) and 2019 first-round choice from New Orleans for 2018 first-round choice (No. 14 overall)	Brian Gutekunst
04/26/18	2018 first-round choice (CB <b>Jaire Alexander</b> ) and 2018 seventh-round choice (LB <b>Kendall Donnerson</b> ) from Seattle for 2018 first-, third- and sixth-round choices	Brian Gutekunst
04/25/19	2019 first-round choice (S <b>Darnell Savage</b> ) from Seattle for 2019 first-round choice and two fourth-round choices	Brian Gutekunst
04/23/20	2020 first-round choice (QB <b>Jordan Love</b> ) from Miami for 2020 first- and fourth-round choices	Brian Gutekunst
03/18/22	2022 first- and second-round choices from Las Vegas for WR <b>Davante Adams</b>	Brian Gutekunst
04/26/23	2023 first-, second- and sixth-round choices and a 2024 conditional second-round choice from N.Y. Jets for QB <b>Aaron Rodgers</b> and 2023 first- and fifth-round choices	Brian Gutekunst

04/22/91	1991 third- (DE <b>Don Davey</b> ) and fifth-round draft choices (later dealt to Miami) from N.Y. Jets for 1991 third-round draft choice . . . . .	Lindy Infante/Tom Braatz
04/22/91	1991 fifth- (P <b>Jeff Fite</b> ) and sixth-round (C <b>Joe Garten</b> ) draft choices from Miami for 1991 fifth-round draft choice (through N.Y. Jets) . . . . .	Lindy Infante/Tom Braatz
08/26/91	Future undisclosed draft choice from Atlanta for K <b>Brad Daluiso</b> . . . . .	Lindy Infante/Tom Braatz
09/30/91	1992 second-round draft choice (later dealt back to 49ers for Mike Holmgren) and 1993 second-round draft choice (later dealt to Cowboys) from San Francisco for LB <b>Tim Harris</b> . . . . .	Lindy Infante/Tom Braatz
02/01/92	T <b>Tootie Robbins</b> from Phoenix Cardinals for 1992 sixth-round draft choice . . . . .	Ron Wolf
02/11/92	QB <b>Brett Favre</b> from Atlanta for 1992 first-round draft choice (17th overall, through Phi.; Atlanta then dealt choice to Dallas for 19th selection and fourth-round draft choice in 1992) . . . . .	Ron Wolf
04/26/92	1992 fourth- (RB <b>Edgar Bennett</b> ), fifth- (WR <b>Orlando McKay</b> ) and sixth-round (TE <b>Mark Chmura</b> ) draft choices from San Francisco for 1992 fourth- and eighth-round draft choices . . . . .	Ron Wolf
04/27/92	1992 seventh- (WR <b>Chris Holder</b> ) and ninth-round (NT <b>Shazzon Bradley</b> ) draft choices from Los Angeles Raiders (through Dallas) for 1992 seventh-round draft choice . . . . .	Ron Wolf
08/19/92	CB <b>Dave McCloughan</b> from Indianapolis for 1993 sixth-round draft choice . . . . .	Ron Wolf
03/31/93	RB <b>John Stephens</b> from New England for 1993 fourth-round draft choice . . . . .	Ron Wolf
04/05/93	QB <b>Ken O'Brien</b> from N.Y. Jets for 1993 fifth-round draft choice . . . . .	Ron Wolf
04/25/93	1993 third-round draft choice (T <b>Earl Dotson</b> , through New Orleans) and 1993 sixth-round draft choice (T <b>Paul Hutchins</b> ) from L.A. Raiders for 1993 third-round draft choice . . . . .	Ron Wolf
04/25/93	1993 first- (S <b>George Teague</b> ) and fourth-round (later dealt to Chi. Bears) draft choices from Dallas for four 1993 Packers draft choices: both Packers' second-round choices (including one through San Francisco), a fourth-round draft choice (through Atlanta), and an eighth-round draft choice . . . . .	Ron Wolf
04/26/93	1993 sixth-round draft choice (CB <b>Doug Evans</b> ) from Seattle for CB <b>Dave McCloughan</b> . . . . .	Ron Wolf
08/24/93	G <b>Doug Widell</b> from Denver for 1994 seventh-round draft choice . . . . .	Ron Wolf
04/24/94	1994 first-round draft choice (G <b>Aaron Taylor</b> ) from Miami for 1994 first- and third-round draft choices . . . . .	Ron Wolf
04/24/94	1994 third-round compensatory choice (RB <b>LeShon Johnson</b> ), 1994 fifth-round draft choice (RB <b>Dorsey Levens</b> , through Denver), sixth-round draft choice (LB <b>Ruffin Hamilton</b> , through San Diego) and sixth-round compensatory choice (LB <b>Paul Duckworth</b> , through Philadelphia) from San Francisco for 1994 second-round draft choice . . . . .	Ron Wolf
04/25/94	1994 fourth-round draft choice (DE <b>Gabe Wilkins</b> , through San Francisco) and sixth-round draft choice (WR <b>Jay Kearney</b> , through Atlanta) from L.A. Raiders for 1994 fourth-round draft choice . . . . .	Ron Wolf
06/03/94	WR <b>James Milling</b> from Atlanta for DE <b>Lester Archambeau</b> . . . . .	Ron Wolf
08/28/94	WR <b>Charles Jordan</b> from L.A. Raiders for 1995 fifth-round draft choice . . . . .	Ron Wolf
03/21/95	WR <b>Mark Ingram</b> from Miami for 1995 fourth-round draft choice . . . . .	Ron Wolf
03/29/95	TE <b>Keith Jackson</b> and Green Bay's original fourth-round choice from Miami for 1995 second-round draft choice . . . . .	Ron Wolf
04/22/95	1995 first-round supplemental choice (DB <b>Craig Newsome</b> ), and 1995 third- (DT <b>Darius Holland</b> ), and sixth-round (WR <b>Charlie Simmons</b> ) draft choices from Carolina for 1995 first- and sixth-round draft choices . . . . .	Ron Wolf
04/22/95	1995 third- (FB <b>William Henderson</b> ) and fifth-round (RB <b>Travis Jervey</b> ) draft choices from Jacksonville for QB <b>Mark Brunell</b> . . . . .	Ron Wolf
08/11/95	C <b>Mike Arthur</b> from New England for WR <b>Bill Schroeder</b> and TE <b>Jeff Wilner</b> . . . . .	Ron Wolf
08/27/95	T <b>Lindsay Knapp</b> from Kansas City for 1996 fifth-round draft choice . . . . .	Ron Wolf
08/27/95	T <b>Joe Sims</b> from Philadelphia for 1996 sixth-round draft choice . . . . .	Ron Wolf
06/06/96	RB <b>Robert Baldwin</b> from Atlanta for DB <b>Lenny McGill</b> . . . . .	Ron Wolf
06/27/96	DB <b>Eugene Robinson</b> from Seattle for DE <b>Matt LaBounty</b> . . . . .	Ron Wolf
07/17/96	Conditional draft choice from Atlanta for S <b>George Teague</b> . . . . .	Ron Wolf
04/20/97	1997 seventh-round draft choice (WR <b>Chris Miller</b> ) from Oakland for 1997 sixth-round draft choice . . . . .	Ron Wolf
08/26/97	TE <b>Tyrone Davis</b> from N.Y. Jets for past considerations . . . . .	Ron Wolf
10/07/97	1998 fifth-round draft choice (WR <b>Corey Bradford</b> ) from Kansas City for LB <b>Wayne Simmons</b> . . . . .	Ron Wolf
04/06/98	Conditional 1999 draft choice (S <b>Chris Akins</b> , seventh round) from St. Louis Rams for QB <b>Steve Bono</b> . . . . .	Ron Wolf
04/18/98	1998 first-round choice (DT <b>Vonnie Holliday</b> ) from Miami for 1998 first- and second-round choices . . . . .	Ron Wolf



Ron Wolf



Brett Favre

04/19/98	1998 sixth-round draft choice (S <b>Scott McGarrahan</b> ) and 1999 sixth-round draft choice (later dealt back to Raiders) from Oakland for 1998 fifth-round draft choice	Ron Wolf
04/23/98	RB <b>Glyn Milburn</b> from Detroit for 1999 seventh-round draft choice	Ron Wolf
05/13/98	DE <b>Vaughn Booker</b> from Kansas City for DT <b>Darius Holland</b>	Ron Wolf
08/21/98	Past considerations from N.Y. Jets for K <b>Brett Conway</b>	Ron Wolf
08/24/98	DE/LS <b>Paul Frase</b> from Jacksonville for 1999 sixth-round draft choice	Ron Wolf
08/30/98	Past considerations from Denver for LB <b>Seth Joyner</b>	Ron Wolf
08/30/98	1999 seventh-round draft choice (WR <b>Donald Driver</b> ) from Chicago Bears for RB <b>Glyn Milburn</b>	Ron Wolf
09/29/98	RB <b>Darick Holmes</b> from Buffalo for 1999 fourth-round draft choice	Ron Wolf
04/18/99	1999 fifth-round draft choice (C <b>Craig Heimburger</b> ) from Oakland for 1999 sixth-round draft choice and past considerations	Ron Wolf
07/23/99	2001 seventh-round draft choice (later dealt to San Francisco) from St. Louis Rams for LB <b>Mike Morton</b>	Ron Wolf
08/21/99	2000 sixth-round draft choice (later traded to Seattle) from N.Y. Jets for QB <b>Rick Mirer</b>	Ron Wolf
08/31/99	2000 seventh-round draft choice (DT <b>Ron Moore</b> ) from Seattle for WR <b>Derrick Cayes</b>	Ron Wolf
09/07/99	2000 fifth-round draft choice (later dealt back to 49ers) from San Francisco for CB <b>Craig Newsome</b>	Ron Wolf
02/24/00	LB <b>David Bowers</b> from Denver for 2001 seventh-round draft choice	Ron Wolf
03/16/00	TE <b>Kaseem Sinceno</b> from Philadelphia for TE <b>Jeff Thomason</b>	Ron Wolf
04/15/00	RB <b>Ahman Green</b> and 2000 fifth-round draft choice (WR/KR <b>Joey Jamison</b> ) from Seattle for CB <b>Fred Vinson</b> and 2000 sixth-round draft choice	Ron Wolf
04/16/00	2000 fourth-round draft choice (LB <b>Na'il Diggs</b> ) from San Francisco for 2000 fourth- and fifth-round draft choices	Ron Wolf
07/31/00	LB <b>K.D. Williams</b> and 2001 third-round draft choice (later dealt to 49ers) from New Orleans for QB <b>Aaron Brooks</b> and TE <b>Lamont Hall</b>	Ron Wolf
08/15/00	LB <b>Nate Wayne</b> from Denver for 2001 fourth-round draft choice	Ron Wolf
08/26/00	CB/KR <b>Allen Rossum</b> from Philadelphia for 2001 fifth-round draft choice	Ron Wolf
03/05/01	2001 first- (DE <b>Jamal Reynolds</b> ) and third-round (LB <b>Torrance Marshall</b> ) draft choices from Seattle for QB <b>Matt Hasselbeck</b> and 2001 first-round draft choice	Ron Wolf
04/21/01	2001 second- (WR <b>Robert Ferguson</b> ), third- (DB <b>Bhawoh Jue</b> ) and fourth-round (G <b>Bill Ferrario</b> ) draft choices from San Francisco for 2001 second-, third- and sixth-round draft choices, and Saints' 2001 third-round draft choice (Aaron Brooks trade) and Rams' 2001 seventh-round choice (Mike Morton trade)	Ron Wolf
08/07/01	TE <b>Bobby Collins</b> from Buffalo for DE <b>David Bowers</b>	Mike Sherman
09/02/01	DT <b>Rod Walker</b> from Tennessee for 2002 seventh-round draft choice	Mike Sherman
03/11/02	WR <b>Terry Glenn</b> from New England for 2002 fourth-round draft choice and conditional 2003 pick (fourth-round)	Mike Sherman
04/20/02	2002 first-round draft choice (WR <b>Javon Walker</b> ) and 2002 fifth-round draft choice (DL <b>Aaron Kampman</b> ) from Seattle for 2002 first- and second-round draft choices	Mike Sherman
02/28/03	CB <b>Al Harris</b> and 2003 fourth-round draft choice from Philadelphia for 2003 second-round draft choice	Mike Sherman
02/28/03	2004 sixth-round draft choice from Dallas for WR <b>Terry Glenn</b>	Mike Sherman
09/03/04	2005 fifth- and sixth-round draft choices from Oakland for S <b>Marques Anderson</b>	Mike Sherman
09/05/04	Conditional 2006 draft choice to Miami for T/G <b>Brad Bedell</b>	Mike Sherman
	DE <b>R-Kal Truluck</b> from Kansas City for fifth- and sixth-round 2005 draft choices	Mike Sherman
10/04/04	QB <b>J.T. O'Sullivan</b> and 2005 second-round draft choice (S <b>Nick Collins</b> ) from New Orleans for CB <b>Mike McKenzie</b> and 2006 conditional draft choice (sixth-round)	Mike Sherman
09/03/05	LB <b>Robert Thomas</b> from St. Louis Rams for CB <b>Chris Johnson</b>	Ted Thompson
04/29/06	2006 second-round draft choice from Denver for WR <b>Javon Walker</b>	Ted Thompson
09/13/06	RB <b>Vernand Morency</b> from Houston Texans for RB <b>Samkon Gado</b>	Ted Thompson
09/01/07	RB <b>Ryan Grant</b> from N.Y. Giants for 2008 sixth-round draft choice	Ted Thompson
02/01/08	2008 second-round draft choice (QB <b>Brian Brohm</b> ) from Cleveland Browns for DT <b>Corey Williams</b>	Ted Thompson
04/26/08	2008 second-round draft choice (WR <b>Jordy Nelson</b> ) and fourth-round draft choice (later traded to N.Y. Jets) from N.Y. Jets for 2008 first-round draft choice	Ted Thompson
08/06/08	2009 conditional draft choice (third-round) from N.Y. Jets for QB <b>Brett Favre</b>	Ted Thompson
04/13/09	Future conditional draft choice (11th seventh-round) from Carolina for LS <b>J.J. Jansen</b>	Ted Thompson
04/25/09	2009 first-round draft choice (LB <b>Clay Matthews</b> ) and fifth-round draft choice (T <b>Jason Meredith</b> ) from New England for 2009 second- and two third-round draft choices	Ted Thompson
09/05/09	S <b>Derrick Martin</b> from Baltimore Ravens for T <b>Tony Moll</b>	Ted Thompson
10/18/10	S <b>Anthony Smith</b> from Jacksonville for future conditional draft choice	Ted Thompson
09/03/11	Future conditional draft choice (seventh-round) from N.Y. Jets for G <b>Caleb Schlauderaff</b>	Ted Thompson
04/27/12	2012 second-round draft choice (DE <b>Jerel Worthy</b> ) from Philadelphia for 2012 second- and fourth-round draft choices	Ted Thompson
04/27/12	2012 second-round draft choice (CB <b>Casey Hayward</b> ) from New England for 2012 third- and fifth-round draft choices	Ted Thompson
04/29/16	2016 second-round draft choice (T <b>Jason Spriggs</b> ) from Indianapolis for 2016 second-, fourth- and seventh-round draft choices	Ted Thompson
04/27/17	2017 second-round draft choice (CB <b>Kevin King</b> ) and fourth-round draft choice (LB <b>Vince Biegel</b> ) from Cleveland Browns for 2017 first-round draft choice	Ted Thompson
03/15/18	QB <b>DeShone Kizer</b> and 2018 fourth- and fifth-round draft choices from Cleveland Browns for CB <b>Damarious Randall</b> and 2018 fourth- and fifth-round draft choices	Brian Gutekunst
04/26/18	2018 first- and fifth-round draft choices and 2019 first-round choice from New Orleans for 2018 first-round draft choice	Brian Gutekunst
04/26/18	2018 first-round draft choice (CB <b>Jaire Alexander</b> ) and seventh-round draft choice (LB <b>Kendall Donnerson</b> ) from Seattle for 2018 first-, third- and sixth-round draft choices	Brian Gutekunst
10/30/18	2019 fourth-round choice from Washington for S <b>Ha Ha Clinton-Dix</b> and 2020 seventh-round choice from Baltimore for RB <b>Ty Montgomery</b>	Brian Gutekunst
04/25/19	2019 first-round draft choice (S <b>Darnell Savage</b> ) from Seattle for 2019 first-round choice and two 2019 fourth-round draft choices	Brian Gutekunst
09/03/19	LB <b>B.J. Goodson</b> from N.Y. Giants for future undisclosed draft choice	Brian Gutekunst
04/23/20	2020 first-round draft choice (QB <b>Jordan Love</b> ) from Miami for 2020 first- and fourth-round draft choices	Brian Gutekunst
07/28/21	WR <b>Randal Cobb</b> from Houston Texans for 2022 sixth-round draft choice	Brian Gutekunst
09/04/21	P <b>Coley Bojorquez</b> and 2023 seventh-round draft choice from L.A. Rams for 2022 sixth-round draft choice	Brian Gutekunst
03/18/22	2022 first- and second-round draft choices from Las Vegas for WR <b>Davante Adams</b>	Brian Gutekunst
04/29/22	2022 second-round draft choice (WR <b>Christian Watson</b> ) from Minnesota for two 2022 second-round draft choices	Brian Gutekunst
04/28/23	2023 first-, second- and sixth-round choices and a 2024 conditional second-round choice from N.Y. Jets for QB <b>Aaron Rodgers</b> and 2023 first- and fifth-round choices	Brian Gutekunst



# FREE AGENTS SIGNED & LOST, 1989-2023

## PLAN B FREE AGENTS, 1989-92

### SIGNED

- 1989: **G Billy Ard**, **T Mike Ariey**, NT Doug Bartlett, **WR Carl Bland**, P Maury Buford, **C Blair Bush**, **C James Campen**, LB Kurt Crain, **FB Michael Haddix**, RB Darryl Harris, RB Bobby Howard, LB Todd Howard, **CB Van Jakes**, TE Brent Novoselsky, K Kirk Roach, RB Jeff Smith, **TE John Spagnola**, **CB Mickey Sutton**, TE Gary Wilkins, NT Toby Williams.
- 1990: LB Aaron Chubb, LB Greg Clark, DE James Cribbs, TE Donnie Dee, RB Paul Frazier, TE William Harris, P Dale Hatcher, **CB Jerry Holmes**, WR Flip Johnson, LB M.L. Johnson, DL Shawn Miller, **WR Clarence Weathers**, C/G George Yarno.
- 1991: **T/G Louis Cheek**, **LB Greg Clark**, T/G Glenn Derby, CB Ventson Donelson, FB Derrick Douglas, **S Tim Hauck**, **T Scott Jones**, TE Brian Kinchen, **LB Kurt Larson**, **CB Roland Mitchell**, **FB Allen Rice**, **RB Vai Sikahema**, **QB Mike Tomczak**.

- 1992: **WR Sanjay Beach**, **CB Lewis Billups**, **LB Jeff Brady**, NT Frank Conover, LB Mike McDonald, **WR Kitrick Taylor**, T David Viane, S Charles Washington, **S Adrian White**, **C/G Frank Winters**.



Winters

\*players who made squad in bold

### LOST

- 1989: DE Alphonso Carreker (Denver), T Steve Collier (N.Y. Jets), RB Patrick Collins (Cleveland), RB Kenneth Davis (Buffalo), C Kari Kauahi (Phoenix), S Chris Mandeville (Washington), CB Gary Richard (Pittsburgh), T Tommy Robison (Atlanta).
- 1990: WR Aubrey Matthews (Detroit), S Ken Stills (Minnesota).
- 1991: TE Craig Hudson (Dallas), T Alan Veingrad (Dallas).
- 1992: WR Erik Affholter (San Diego), LB Reggie Burnette (Tampa Bay), C Blair Bush (L.A. Rams), T Steve Gabbard (Washington), WR Jeff Query (Houston), RB/KR Vai Sikahema (Philadelphia).

### SIGNIFICANT ROOKIE FREE-AGENT SIGNINGS

B Myrt Basing	23	Curly Lambeau
B/P Verne Levellen	24	Curly Lambeau
QB Arnie Herber	30	Curly Lambeau
B Hank Bruder	31	Curly Lambeau
E Milt Gantenbein	31	Curly Lambeau
B Clarke Hinkle	32	Curly Lambeau
G/B Buckets Goldenberg	33	Curly Lambeau
B Bob Monnett	33	Curly Lambeau
HB Joe Laws	34	Curly Lambeau
E Don Hutson	35	Curly Lambeau
E Carl Mulleneaux	38	Curly Lambeau
FB Ted Fritsch	42	Curly Lambeau
*S Willie Wood	60	Vince Lombardi
S Johnnie Gray	75	Bart Starr
TE Paul Coffman	78	Bart Starr
S Mark Murphy	80	Bart Starr
LB Randy Scott	81	Bart Starr
TE Ed West	84	Forrest Gregg
LB Mike Weddington	86	Forrest Gregg
CB Lenny McGill	94	Ron Wolf
QB Kurt Warner	94	Ron Wolf
G Joe Andruzzi	97	Ron Wolf
LB Jude Waddy	98	Ron Wolf
T Kevin Barry	02	Mike Sherman
RB Tony Fisher	02	Mike Sherman
DE Cullen Jenkins	03	Mike Sherman
FB Vonta Leach	04	Mike Sherman
DE Jason Hunter	06	Ted Thompson
G/C Evan Dietrich-Smith	09	Ted Thompson
CB Sam Shields	10	Ted Thompson
LB Frank Zombo	10	Ted Thompson
S M.D. Jennings	11	Ted Thompson
LB Jamari Lattimore	11	Ted Thompson
T/G Don Barclay	12	Ted Thompson
WR Jarrett Boykin	12	Ted Thompson
LB Andy Mulumba	13	Ted Thompson
G Lane Taylor	13	Ted Thompson
LB Jayrone Elliott	14	Ted Thompson
DT Mike Pennel	14	Ted Thompson
TE Justin Perillo	14	Ted Thompson
LB Joe Thomas	14	Ted Thompson
CB LaDarius Gunter	15	Ted Thompson
S Kentrell Brice	16	Ted Thompson
S Marvin Evans	16	Ted Thompson
P Justin Vogel	17	Ted Thompson
QB Tim Boyle	18	Brian Gutekunst
LB James Crawford	18	Brian Gutekunst
S Raven Greene	18	Brian Gutekunst
DL Tyler Lancaster	18	Brian Gutekunst
T Yosh Nijman	19	Brian Gutekunst
LB Krys Barnes	20	Brian Gutekunst
RB Patrick Taylor	20	Brian Gutekunst

\*—wrote to Packers for tryout

### NOTABLE VETERAN FREE-AGENT SIGNINGS

T Cub Buck	20	(Canton)	Curly Lambeau
C Jug Earp	22	(Rock Island)	Curly Lambeau
E Lavvie Dilweg	27	(Milw)	Curly Lambeau
FB Bo Molenda	28	(NY Yankees)	Curly Lambeau
T Cal Hubbard	29	(NYG)	Curly Lambeau
B J. (Blood) McNally	29	(Pottsville)	Curly Lambeau
G Mike Michalske	29	(NY Yankees)	Curly Lambeau
G/T Tiny Engbretsen	34	(Brooklyn)	Curly Lambeau
E Gary Knaflec	54	(ChiC)	Lisle Blackburn
HB Jesse Whittenton	58	(ChiB)	Ray McLean
QB Zeke Bratkowski	63	(LARm)	Vince Lombardi
DB/P Jerry Norton	63	(SILC)	Vince Lombardi
NT Jerry Boyarsky	86	(Buf)	Forrest Gregg
S Tiger Greene	86	(Al)	Forrest Gregg
TE Clint Didier	88	(Was)	L.Infante/T.Braatz
WR Perry Kemp	88	(CleB)	L.Infante/T.Braatz
NT Bob Nelson	88	(TB)	L.Infante/T.Braatz
CB Ron Pitts	88	(Buf)	L.Infante/T.Braatz
QB Doug Pederson	95	(Mia)	Ron Wolf
WR Don Beebe	96	(Car)	Ron Wolf
LS Rob Davis	97	(ChiB)	Ron Wolf
LB Hardy Nickerson	02	(Jax)	Mike Sherman
TE Donald Lee	05	(Mia)	Ted Thompson
WR Koren Robinson	06	(Min)	Ted Thompson
LS Brett Goode	08	(Jax)	Ted Thompson
LB Erik Walden	10	(Mia)	Ted Thompson
LB Julius Peppers	14	(ChiB)	Ted Thompson
TE Jared Cook	16	(SILR)	Ted Thompson
CB Davon House	17	(Jax)	Ted Thompson
TE Lance Kendrick	17	(LARm)	Ted Thompson
TE Marcedes Lewis	18	(Jax)	Brian Gutekunst
T/G Byron Bell	18	(DalC)	Brian Gutekunst
LB Christian Kirksey	20	(Cle)	Brian Gutekunst
T Rick Wagner	20	(Det)	Brian Gutekunst
LB De'Vondre Campbell	21	(Ari)	Brian Gutekunst
S Rudy Ford	22	(Jax)	Brian Gutekunst
S Dallin Leavitt	22	(LV)	Brian Gutekunst
CB Keisean Nixon	22	(LV)	Brian Gutekunst

### NOTABLE WAIVER ACQUISITIONS

DB Doug Hart	63	(SILC)	Vince Lombardi
FB Chuck Mercein	67	(NYG)	Vince Lombardi
WR Jon Staggers	71	(Pit)	Dan Devine
CB/RB Perry Smith	73	(Oak)	Dan Devine
G Keith Uecker	84	(Den)	Forrest Gregg
WR/KR Corey Harris	92	(HouO)	Ron Wolf
WR Ron Lewis	92	(SF)	Ron Wolf
NT Gilbert Brown	93	(Min)	Ron Wolf
WR Anthony Morgan	93	(ChiB)	Ron Wolf
T Gary Brown	94	(Pit)	Ron Wolf
QB Jim McMahon	96	(CleB)	Ron Wolf
WR Andre Rison	96	(Jax)	Ron Wolf
K Ryan Longwell	97	(SF)	Ron Wolf
CB Tod McBride	98	(Sea)	Ron Wolf
DT Grady Jackson	03	(NO)	Mike Sherman
CB Jarrett Bush	06	(Car)	Ted Thompson
FB John Kuhn	07	(Pit)	Ted Thompson
DT Howard Green	10	(NYJ)	Ted Thompson
P Jacob Schum	16	(TB)	Ted Thompson
RB Tyler Ervin	19	(Jax)	Brian Gutekunst

FREE AGENCY

COMMUNITY

ADMIN. & COACHES

VETERANS

DRAFT & FREE AGENTS

2022 REVIEW

FREE AGENCY

LAMBEAU FIELD

MISC.

## UNRESTRICTED FREE AGENTS, 1993-2023

## SIGNED

- 1993: WR Louis Clark (Seattle), WR Mark Clayton (Miami), G Harry Galbreath (Miami), T Tunch Ilkin (Pittsburgh), NT Bill Maas (Kansas City), S Mike Prior (Indianapolis), DE Reggie White (Philadelphia).  
 1994: RB Reggie Cobb (Tampa Bay), DE Sean Jones (Houston Oilers), G Guy McIntyre (San Francisco), LB Fred Strickland (Minnesota).  
 1995: None.  
 1996: WR Don Beebe (Carolina), LB Ron Cox (Chicago), DT Santana Dotson (Tampa Bay), WR/KR Desmond Howard (Jacksonville).  
 1997: S Brad Edwards (Atlanta), LS Harper LeBel (Atlanta), WR Qadry Ismail (Minnesota).  
 1998: DE Eric Curry (Tampa Bay), RB Raymond Harris (Chicago), P Sean Landeta (Tampa Bay), S Pat Terrell (Carolina), T Matt Willig (Atlanta).  
 1999: LB Anthony Davis (Kansas City), G/C Raleigh McKenzie (San Diego), LB Mike Morton (Oakland).  
 2000: P Tom Hutton (Miami), DT Russell Maryland (Oakland), LB Mike Morton (St. Louis Rams), DE John Thierry (Cleveland).  
 2001: None.  
 2002: DE Joe Johnson (New Orleans).  
 2003: FB Nick Luchey (Cincinnati), LB Hannibal Navies (Carolina), DE Chukie Nwokorie (Indianapolis), C/G Grey Ruegamer (New England).  
 2004: S Mark Roman (Cincinnati).  
 2005: G Adrian Klemm (New England), G Matt O'Dwyer (Tampa Bay).  
 2006: WR Marc Boerigter (Kansas City), S Marquand Manuel (Seattle), DT Ryan Pickett (St. Louis Rams), LB Ben Taylor (Cleveland), CB Charles Woodson (Oakland).  
 2007: CB Frank Walker (N.Y. Giants).  
 2008: LB Brandon Chillar (St. Louis Rams).  
 2009: C/G Duke Preston (Buffalo).  
 2010: None.  
 2011: None.  
 2012: DE Anthony Hargrove (Seattle), C Jeff Saturday (Indianapolis).  
 2013: None.  
 2014: None.  
 2015: None.  
 2016: None.  
 2017: TE Martellus Bennett (New England), G Jahri Evans (New Orleans).  
 2018: TE Jimmy Graham (Seattle), CB Preston Williams (Arizona).  
 2019: S Adrian Amos (Chicago), LB Ramon Smith (Washington), LB Za'Darius Smith (Baltimore), G/T Billy Turner (Denver).  
 2020: WR Devin Funchess (Indianapolis).  
 2021: None.  
 2022: P Pat O'Donnell (Chicago), DL Jarran Reed (Kansas City), WR Sammy Watkins (Baltimore).  
 2023: S Tarvarius Moore (San Francisco), LS Matt Orzech (L.A. Rams).

## LOST

- 1993: S Chuck Cecil (Phoenix), T Tootie Robbins (New Orleans), RB Vince Workman (Tampa Bay).  
 1994: LB Tony Bennett (Indianapolis), G Doug Widell (Detroit).  
 1995: DT Matt Brock (N.Y. Jets), DE Don Davey (Jacksonville), S Tim Hauck (Denver), TE Reggie Johnson (Philadelphia), LB Bryce Paup (Buffalo), G Joe Sims (Philadelphia), RB Darrell Thompson (Chicago), TE Ed West (Indianapolis).  
 1996: QB Ty Detmer (Philadelphia), G Harry Galbreath (N.Y. Jets), NT John Jurkovic (Jacksonville), LB Fred Strickland (Dallas).  
 1997: WR/KR Desmond Howard (Oakland).  
 1998: RB Edgar Bennett (Chicago), CB Mark Collins (Seattle), CB Doug Evans (Carolina), P Craig Henrich (Tennessee Oilers), WR Terry Mickens (Oakland), S Eugene Robinson (Atlanta), G Aaron Taylor (San Diego), DE Gabe Wilkins (San Francisco).  
 1999: LB Lamont Hollinquest (Kansas City), RB Darick Holmes (Indianapolis), RB Travis Jervey (San Francisco), DT Bob Kuberski (Atlanta), P Sean Landeta (Philadelphia), CB/S Roderick Mullen (Carolina), QB Doug Pederson (Philadelphia), G Adam Timmerman (St. Louis Rams).  
 2000: DE Vaughn Booker (Cincinnati), LB Keith McKenzie (Cleveland).  
 2001: LB Mike Morton (Indianapolis), G Ross Verba (Cleveland).  
 2002: WR Corey Bradford (Houston Texans), S Billy Jenkins (Buffalo), CB/KR Allen Ross (Atlanta), WR Bill Schroeder (Detroit), G/T Barry Stokes (Cleveland), DE John Thierry (Atlanta).  
 2003: DE Vonnie Holliday (Kansas City), DE/DT Billy Lyon (Minnesota), CB Tod McBride (Atlanta).  
 2004: P Josh Bidwell (Tampa Bay), S Antuan Edwards (Miami).  
 2005: S Bshawoh Jue (San Diego), G Marco Rivera (Dallas).  
 2006: RB Tony Fisher (St. Louis Rams), C Mike Flanagan (Houston Texans), LB Paris Lenon (Detroit), K Ryan Longwell (Minnesota), QB Craig Nall (Buffalo), G/C Grey Ruegamer (N.Y. Giants).  
 2007: DT Kenderick Allen (Cincinnati), RB Ahman Green (Houston Texans), TE David Martin (Miami).  
 2008: CB Frank Walker (Baltimore Ravens).  
 2009: DT Colin Cole (Seattle).  
 2010: LB Aaron Kampman (Jacksonville).  
 2011: S Atari Bigby (Seattle), G Daryn Colledge (Arizona), FB Korey Hall (New Orleans), RB Brandon Jackson (Cleveland), DE Cullen Jenkins (Philadelphia), G/C Jason Spitz (Jacksonville), S Anthony Smith (Tennessee Titans).  
 2012: QB Matt Flynn (Seattle), CB Pat Lee (Oakland), C Scott Wells (St. Louis Rams).  
 2013: WR Greg Jennings (Minnesota), LB Erik Walden (Indianapolis).  
 2014: C/G Evan Dietrich-Smith (Tampa Bay), WR James Jones (Oakland), T Marshall Newhouse (Cincinnati), DE C.J. Wilson (Oakland).  
 2015: CB Davon House (Jacksonville), LB Jamari Lattimore (N.Y. Jets), CB Tramon Williams (Cleveland).  
 2016: CB Casey Hayward (San Diego), QB Scott Tolzien (Indianapolis).  
 2017: TE Jared Cook (Oakland), DE/Mich Hyde (Buffalo), DE/LB Datone Jones (Minnesota), RB Eddie Lacy (Seattle), G T.J. Lang (Detroit), LB Julius Peppers (Carolina), C/G JC Tretter (Cleveland).  
 2018: S Morgan Burnett (Pittsburgh), WR Jeff Janis (Cleveland), T Ulrick John (New England), TE Richard Rodgers (Philadelphia).  
 2019: CB Bashaud Breeland (Kansas City), WR Randall Cobb (Dallas), LB Clay Matthews (L.A. Rams), LB Jake Ryan (Jacksonville).  
 2020: WR Geronimo Allison (Detroit), T Bryan Bulaga (L.A. Chargers), LB Tyler Fackrell (N.Y. Giants), LB B.J. Goodson (Cleveland), LB Blake Martinez (N.Y. Giants), T Jason Springs (Chicago), FB Danny Vitale (New England).  
 2021: DL Montravious Adams (New England), C Corey Linsley (L.A. Chargers), G Lane Taylor (Houston), RB Jamaal Williams (Detroit).  
 2022: P Corey Bojorquez (Cleveland), LB Oren Burks (San Francisco), G Lucas Patrick (Chicago), WR Equanimeous St. Brown (Chicago), CB Chandon Sullivan (Minnesota), WR Marquez Valdes-Scantling (Kansas City).  
 2023: WR Allan Lazard (N.Y. Jets), DL Dean Lowry (Minnesota), DL Jarran Reed (Seattle), TE Robert Tonyan (Chicago).

## RESTRICTED FREE AGENTS, 1993-2023

## SIGNED

1993-2023: None.

## LOST


1993: QB Don Majkowski (Ind)  
 1994: TE Jackie Harris (TB)  
 1995: CB Corey Harris (Sea)  
 1996: WR Charles Jordan (Mia)  
 1998: RB Aaron Hayden (Phi)  
 2003: S Matt Bowen (Was)

## TRANSITION-PLAYER DESIGNATIONS (8)

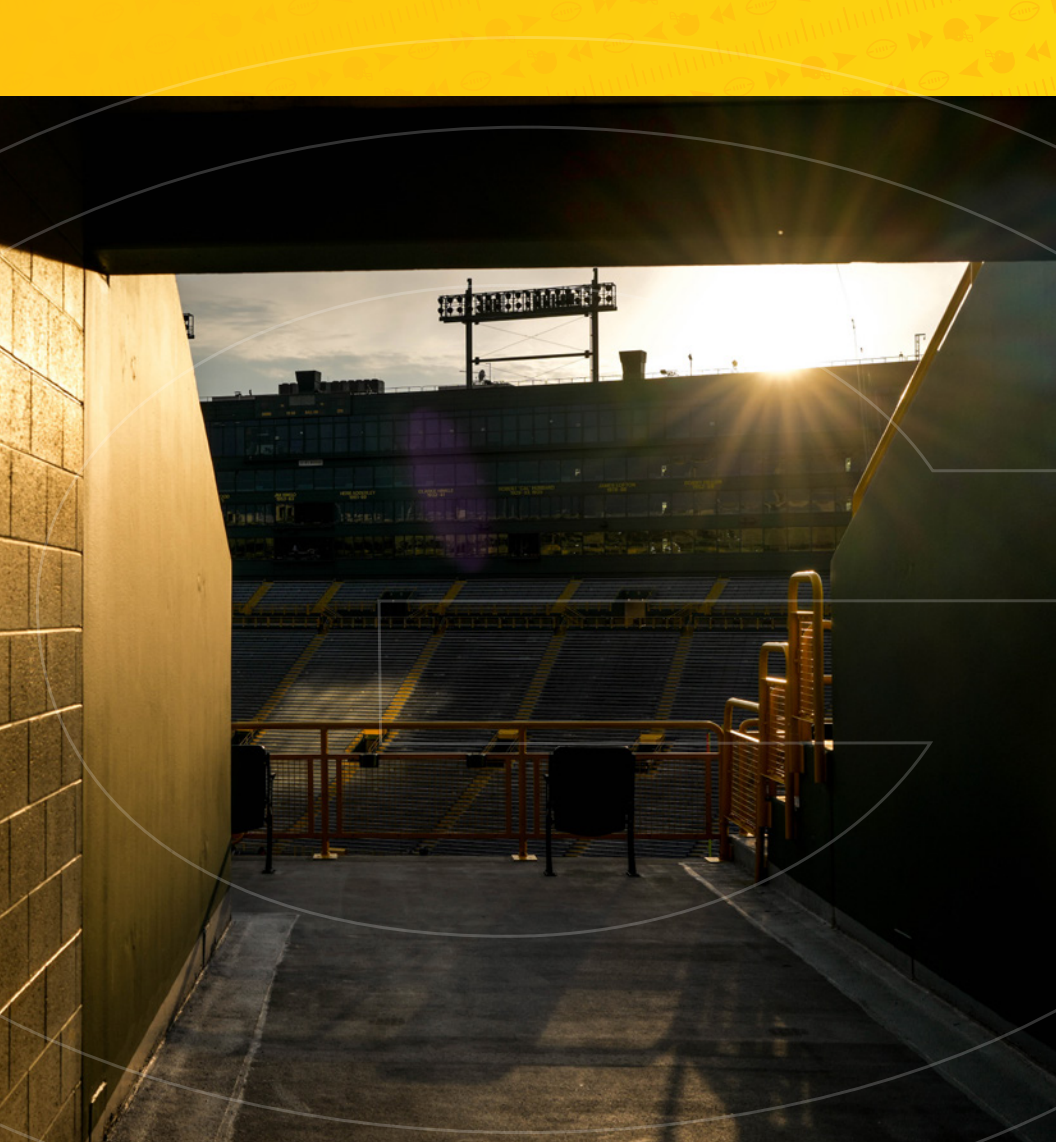
1994: S LeRoy Butler  
 TE Jackie Harris  
 1995: S LeRoy Butler  
 1996: S LeRoy Butler  
 2000: S LeRoy Butler  
 2001: S LeRoy Butler  
 2003: DT Cletidius Hunt  
 2005: TE Bubba Franks

## FRANCHISE-PLAYER DESIGNATIONS (6)

1998: RB Dorsey Levens  
 1999: WR Antonio Freeman  
 2004: T Chad Clifton  
 2008: DT Corey Williams  
 2010: DE Ryan Pickett  
 2022: WR Davante Adams



Since the Packers signed landmark free agent DE Reggie White in 1993, Green Bay has posted the NFL's second-best regular-season record at 305-175-2 (.635).



# LAMBEAU FIELD & MISCELLANEOUS



## HALLOWED GROUND

One of the most revered stadiums in the country, Lambeau Field this year is hosting its 67th season of football.

A year-round destination venue enjoyed by Packers fans in a variety of ways on a daily basis, it underwent a dramatic facelift from 2000-03 that added a host of new amenities and attractions, carrying the glorious tradition and history of the Packers forward in the "like-new" Lambeau Field. Building upon that success, the venerable stadium underwent a five-year expansion and renovation (2011-15) that saw the debut of the South End in 2013, a new section which closed the south end-zone structure and features approximately 7,000 new seats, including premium seating as well as sponsor and partner areas. Additionally, the stadium's main pre-mium seating areas were updated in a two-year, \$55 million renovation project that was fully complete at the start of the 2017 season.

Featuring the only true "retro" look in the entire league, Lambeau Field through the redevelopment and recent expansion has maintained its heart – the original seating bowl. The same hallowed ground where many of the NFL's greatest moments have transpired continues to exist, a setting in which current players will create incredible memories in future years. Even with the changes over the years, Lambeau maintains its nostalgic and intimate feel with totally unobstructed sightlines. Permeated by history, tradition and mystique, the view from inside can be awe-inspiring.

What was once just a football stadium that fans could use only 10 days during the season is today a Packers cultural center that can be enjoyed throughout the year. Within the five-story Lambeau Field Atrium, located on the stadium's east side, is the Packers Pro Shop; corporate meeting and event facilities for 25 to up to 1,200 people; the Packers Hall of Fame; and a restaurant, 1919 Kitchen & Tap (see pages 568-572 for a full listing of the Atrium dining, entertainment and retail options).

Historic Lambeau Field is the longest continuously occupied stadium in the league – 15 years more than the next-closest venue, GEHA Field at Arrowhead Stadium in Kansas City, at 52 years. In pro sports as a whole, only the Boston Red Sox at Fenway Park (112 seasons) and the Chicago Cubs at Wrigley Field (110 seasons) have longer active home-field tenures.

### HUMBLE BEGINNINGS

The stadium that enjoys iconic status today had very humble beginnings.

Originally built at a cost of \$960,000, an amount shared equally by the Packers Corporation and the city of Green Bay, the facility was financed by way of a bond issue that received 2-to-1 voter approval in a municipal referendum conducted April 3, 1956.

Located in southwest Green Bay, surrounded on three sides by the village of Ashwaubenon, Lambeau Field originally was built on farmland, purchased for \$73,305. The stadium's original architect, Somerville Inc., favored the current site because it was sloped, making it perfect to build a bowl.

Dedicated as Green Bay City Stadium on Sept. 29, 1957 – a day that 32,132 fans saw Green Bay topple the hated Chicago Bears, 21-17 – attendees included Vice President Richard Nixon and NFL Commissioner Bert Bell. In 1965, the facility was renamed Lambeau Field following the death of E.L. "Curly" Lambeau, the Packers' co-founder and first coach.

### SEATING EXPANSIONS: 1961-95

Prior to the 2003 redevelopment, seven seating additions – all paid for by Green Bay Packers Inc. – increased Lambeau's capacity from its original 32,154 to 38,669 in 1961, to 42,327 in 1963, to 50,852 in 1965 and to 56,263 in 1970.

Construction of 72 initial suites in 1985 moved capacity to 56,926, and a 1990 addition of 36 boxes and 1,920 theater-style club seats changed the number to 59,543.

The seventh seating addition, a \$4.7 million project in 1995, put 90 more suites in the previously open north end zone, for the first time giving the stadium the feel of a complete bowl and upping capacity to 60,890.

### MAJOR UPGRADES NEEDED

Even with Lambeau Field's numerous smaller-scale changes and improvements through the years, the stadium was becoming outdated in the 1990s with other new NFL stadiums coming online.

As a publicly owned team, the Packers must generate a

significant amount of income from their home to remain competitive. Challenges with capacity, as well as the need for updated suites plus more club seats, restrooms and concessions, made redevelopment a necessity.

Faced with these challenges, the organization went to work in October 1999, assembling a plan to protect 80 years of Packers history and ensure the club's continued viability. After several feasibility studies and with overwhelming support for renovation, as opposed to building a new stadium, the redevelopment plan was determined as the proper course of action. Unveiled in January 2000, the plan ultimately won voter approval that September with the hard work of people committed to preserving Green Bay's unique franchise.

"Our fans overwhelmingly asked us to save Lambeau Field," then-President/CEO Bob Harlan said. "This plan accomplishes that while giving the Packers an economic base to build for the future in Green Bay. We want this to be the No. 1 destination in Wisconsin. We're going to build a stadium that the rest of the National Football League wished it had."

Included in the redevelopment were more than 11,600 additional seats (the stadium's eighth addition), including roughly 6,600 more bowl seats, which increased Lambeau's capacity to 73,094 at the time. More than 4,000 of the seats were available for use during the 2002 season with construction ongoing, and capacity fluctuated between 65,290 and 66,110 as the season progressed.

The main concourse, previously so narrow in some places that it had become a safety problem, also was expanded sig-



### LAMBEAU AT A GLANCE ...

- **Dedicated:** Sept. 29, 1957; Green Bay 21, Chicago Bears 17
- **Capacity:** 81,041 (present)  
73,094 in 2003  
65,290 to 66,110 in 2002  
60,890 in 2001  
32,154 in 1957 (original seating)
- **Original name:** Green Bay City Stadium
- **Original cost:** \$960,000 (paid off in 1978)
- **Renamed:** Rededicated as Lambeau Field, Sept. 11, 1965, following death of Curly Lambeau the previous June
- **Owner:** City of Green Bay and Green Bay/Brown County Professional Football Stadium District (operated/maintained by the team)
- **Field:** Renovated in 2018, the top level of the field system is 10 inches of root-zone sand and Kentucky bluegrass turf. SISGrass polyethylene fibers are stitched into the surface, providing strength and stability to the field. Fibers extend approximately seven inches below the surface, and are spaced every three-quarters of an inch. Approximately 20 million individual stitches make up the process.
- **Heating system:** Updated in 2018 and contains more than 43 miles of radiant heating pipe, which can maintain a room-zone temperature of 55-plus degrees to keep the ground from freezing during the season's latter months. The first system was put in by Vince Lombardi for the 1967 season (failed during Ice Bowl).
- **Location:** 1265 Lombardi Ave., southwest Green Bay
- **NFL Championship Games:** Three (1961, 1965 and 1967)
- **Packers' all-time record, Lambeau Field:**

Regular Season:	253-127-6 (.664)
Postseason:	18-7-0 (.720)
Overall:	271-134-6 (.667)





### LAMBEAU FIELD UPGRADES

- Stadium capacity is increased to 81,041 in 2014.
  - Stadium capacity is increased from 60,890 in 2001 to 73,094 in 2003.
  - The Packers make 2,500 tickets available per game to Brown County residents 18 and over who do not hold season tickets; the program began in 2003.
  - The season-ticket waiting list, which currently stands at more than 148,000, continues to grow.
- 
- 168 state-of-the-art private suites featuring increased square footage and high-end custom finishes.
  - Club seating increased from 1,920 indoor seats to approximately 3,000 indoor and 3,000 outdoor seats.
  - An exclusive club level accessible to suite and club-seat holders on game day. Available to the general public during the year for functions.
  - 20 Terrace Suites in South End feature 12 seats and indoor and outdoor areas.
  - Champions Club features 160 seats high above in the South End.
  - A two-year, \$55 million suite and club-seat area renovation project wrapped up in 2017.
- 
- Concession points of sale doubled (to almost 300).
  - Dramatic increase in number of restroom facilities.
  - ADA seating increased from 56 to 876.
  - An upper concourse added and existing concourses widened.
  - Three new gates (Bellin Health, American Family Insurance, Invisalign) added to better serve fans.
  - Enhanced Wi-Fi and cellular systems added in 2015.
  - Currently undergoing a multi-year concourse renovation project to convert several concession stands to efficient grab-and-go stands and add new common spaces.

Press Box" in honor of the late former newspaper sportswriter, Packers public relations director and team historian who had more than 60 years of close association with the organization.

Overall, the project took 32 months to complete and was completed on time – and on budget – with the Packers remaining in Green Bay to play all of their games.

### FINANCING THE 2000-03 REDEVELOPMENT

A portion of the 2003 project's \$295 million financing came in the form of a half-cent sales tax in Brown County – where the Packers make their estimated nearly \$300 million annual

nificantly in 2002. And a new, upper concourse, complete with concession stands and restrooms, that increases the ease with which fans can move through the facility, fully debuted in 2003 with the project's completion after partial use in 2002.

Concession stands and restrooms were greatly expanded as well. Concession points of sale increased to 281 on the main and upper concourses alone, up from 186. The 2003 project dramatically increased the availability of women's and men's restrooms.

The centerpiece of the redeveloped stadium is the Lambeau Field Atrium, a 376,000-square-foot, five-plus-story structure on the east side. Molson Coors is a partner with the Packers in the Atrium and is the sponsor of the area's main entrance gate, the Miller Lite Gate. Welcoming fans is a glass wall, facing Lombardi Avenue, measuring more than 180 feet long and 80 feet high. Additionally, in July 2002, all of the team's administrative and football-operations offices also relocated to within the Atrium.

Just outside the Atrium is the Robert E. Harlan Plaza, named in honor of the former team CEO (1989-2008). In the space are bronze statues of team founder Curly Lambeau and legendary coach Vince Lombardi. Sculpted by Julie Rotblatt-Amrany (Lombardi) and Omri Amrany (Lambeau) of the Fine Art Studio of Rotblatt-Amrany in Highland Park, Ill., each statue is 14 feet tall and sits atop three feet of steps and a four-foot base. Benches throughout the area make the plaza a great place to sit and soak up the majesty of Lambeau Field.

The Packers' football facilities – a vital element in attracting players in today's ultra-competitive NFL – also were enhanced greatly by the stadium's redevelopment, debuting in time for the 2002 season. The centerpiece of these quarters is a breathtaking, 64-by-120-foot, football-shaped locker room with 64 stately wooden lockers. Another 38 lockers can be found in an adjoining, auxiliary locker room.

The football facility upgrades during the redevelopment also included a much larger athletic training room with all of the latest therapy pools, as well as a permanent X-ray machine, individual position meeting rooms with theater-style seating, a 150-plus-seat team auditorium, a basketball court with a parquet wood floor, and a racquetball court.

Additional benefits realized through the project included a modern system of field lights, a new visiting-team locker room and a larger, more comfortable and modern press box positioned along the sidelines that can seat in excess of 250 media members for a playoff game. The press box was renamed "The Lee Rempel



### 2000-03 REDEVELOPMENT FINANCING

- Total cost: \$295 million
- Referendum passed by Brown County voters on Sept. 12, 2000.
- \$160 million in bonds from half-cent sales tax in Brown County.
- \$9.1 million for stadium infrastructure improvements from the state of Wisconsin.
- \$125.9 million from the Packers, the city of Green Bay and the NFL... One-time seat-user fee (\$1,400 for seven-game "Green Package" ticket holders, \$600 for three-game "Gold Package" ticket holders) in 2001... Proceeds contributed from the 1997-98 stock sale and an NFL loan... Additionally, the club pledged to cover any project cost overruns in consideration of its authority to direct the design of the building and stadium construction.

economic impact – that supported more than \$160 million in bonding. Voters approved the support by county-wide referendum on Sept. 12, 2000. (The tax ended on Sept. 30, 2015.) The state of Wisconsin approved funding of an additional \$9.1 million for stadium-infrastructure improvements. The Packers, the city and the NFL contributed \$125.9 million from a one-time seat-user fee (\$1,400 for the six- to seven-game “Green Package” ticket holders, \$600 for the two- to three-game “Gold Package” ticket holders, in 2001), proceeds from the 1997-98 stock sale and an NFL loan. And, the club pledged to cover any project cost overruns in consideration of its authority to direct the design of the building and stadium construction.

The Packers’ contribution to the project ranked as the fifth highest in NFL history at that point. Tommy Thompson, Wisconsin governor at the time, signed into law enabling legislation on May 13, 2000, in a ceremony held on the playing field. Later, on Jan. 3, 2001, the Green Bay/Brown County Professional Stadium District Board approved a new Lambeau Field 30-year lease agreement between the district, the Packers and the city of Green Bay. A groundbreaking ceremony, involving then-Governor Scott McCallum, area dignitaries and Packers officials and players, subsequently was held on May 19, 2001.


### TEAM BENEFITS FROM NEW REVENUE STREAMS

The Lambeau Field Atrium, with its many attractions, created an “entertainment district” at the legendary stadium, a concept pioneered at venues like Camden Yards in Baltimore and Progressive Field in Cleveland.

Revenue generated from the Packers Pro Shop, the Packers Hall of Fame, 1919 Kitchen & Tap, the Atrium eateries and Lambeau Field events is essential to the Packers’ long-term survival. In just the first year, with only the new Pro Shop open and several gate sponsorships sold, the Packers’ NFL revenue ranking for the fiscal year 2002-03 jumped to 10th, up from 20th the prior year. The strong financial performance continued during the ensuing fiscal years as all elements of the redeveloped stadium came online; the club’s NFL revenue ranking has continued to be in the second quartile, allowing the team to continue delivering on its promise to the community and its fans – turning profitability into the preservation of the franchise and the stadium. The redevelopment’s economic impact on the area has been positive as well; more than half of the Lambeau Field events department’s bookings come from outside Brown County, bringing in additional business to the Green Bay area. The Atrium already has events booked out several years in advance.

### THE PLAYING SURFACE

In 2018, the Packers renovated Lambeau Field’s playing surface, which had last been upgraded in 2007. The field’s root-zone sand stabilizing fibers were in need of replacement due to regular wear and tear of the field. The project called for the removal and replacement of the 12 inches of sand root zone, as well as the underlying pea gravel. The bottom subgrade level consisting of compacted clay and drain tile



### LONGEST CONTINUOUSLY OCCUPIED NFL STADIUMS

Years	Current Name	Tenant	First NFL Game
67	Lambeau Field	Green Bay Packers	1957
52	GEHA Field at Arrowhead Stadium	Kansas City Chiefs	1972
51	Highmark Stadium	Buffalo Bills	1973
49	Caesars Superdome	New Orleans Saints	1975
37	Hard Rock Stadium	Miami Dolphins	1987
29	TIAA Bank Field	Jacksonville Jaguars	1995
28	Bank of America Stadium	Carolina Panthers	1996
27	FedExField	Washington Commanders	1997
26	M&T Bank Stadium	Baltimore Ravens	1998
	Raymond James Stadium	Tampa Bay Buccaneers	1998
25	Cleveland Browns Stadium	Cleveland Browns	1999
	Nissan Stadium	Tennessee Titans	1999
24	Paycor Stadium	Cincinnati Bengals	2000
23	Acrisure Stadium	Pittsburgh Steelers	2001
	Empower Field at Mile High	Denver Broncos	2001
22	Ford Field	Detroit Lions	2002
	Gillette Stadium	New England Patriots	2002
	NRG Stadium	Houston Texans	2002
	Lumen Field	Seattle Seahawks	2002
21	Lincoln Financial Field	Philadelphia Eagles	2003
	Soldier Field (new)	Chicago Bears	2003
18	State Farm Stadium	Arizona Cardinals	2006
16	Lucas Oil Stadium	Indianapolis Colts	2008
15	AT&T Stadium	Dallas Cowboys	2009
14	MetLife Stadium	N.Y. Giants/N.Y. Jets	2010
10	Levi’s Stadium	San Francisco 49ers	2014
8	U.S. Bank Stadium	Minnesota Vikings	2016
7	Mercedes-Benz Stadium	Atlanta Falcons	2017
4	Allegiant Stadium	Las Vegas Raiders	2020
	SoFi Stadium	L.A. Chargers/L.A. Rams	2020



\*New Orleans Saints played only preseason games at Superdome in 2005

was left intact, as it is still in excellent condition. The project also allowed the organization to make slight adjustments to the field itself, including rezoning the irrigation system to allow better control and raising the pea-gravel layer two inches. On the second layer from the bottom, new tubing for the heating system was installed on the gravel layer, bringing it two inches closer to the surface to help maximize the system’s efficiency and effectiveness. Root-zone sand was then installed at a depth of 10 inches rather than the previous 12 inches. Kentucky bluegrass sod was installed, and once established, synthetic fibers from SISGrass were stitched into the profile at a depth of seven inches, with three-quarters-of-an-inch spacing between fibers. The fibers are polyethylene, replacing the polypropylene fibers that had been utilized since 2007. A slight crown of .6 percent continues to exist to assist water and snow runoff when the field is covered with a tarp. Additionally, the apron surrounding the field was recoated with the same rubberized, non-skid material that was used previously. A new system of grow lights also debuted in 2018 to further enhance the surface and extend the growing season into the cooler months.

### 2011-23 EXPANSION AND RENOVATION FINANCING

- Total cost: \$600 million for four phases; no funding from public tax money.
- The first phase, including the south end-zone expansion, sound and video upgrades, cost \$146 million and was funded by the Packers (\$64 million from the organization’s fifth stock sale), an NFL loan (\$61 million) and a contribution from the stadium district (\$21 million).
- The second phase, including the Atrium renovations, cost \$166 million and was funded by the Packers (\$111 million through traditional financing) and an NFL loan (\$55 million).
- The third phase, including premium seating renovations, cost \$55 million and was funded by the Packers (traditional financing).
- The fourth phase, including concourse upgrades and new video boards, cost \$140 million and was funded by the Packers (\$76 million through traditional financing and \$64 million from a sixth stock sale). A football-facilities expansion cost \$100 million and was funded by the Packers (traditional financing).

Original concept, 1955



## SUBSEQUENT EXPANSIONS AND RENOVATION

To ensure that Lambeau Field remains among the best in professional sports, multiple expansions and renovations of the Atrium and football facilities have taken place since the initial Lambeau Field redevelopment. One project took place from 2011-15, devoting \$312 million toward a variety of upgrades, including the installation of a distributed-audio system to deliver sound more consistently and evenly throughout the stadium bowl. The 2012 season featured new high-definition video boards in the end zones with displays four times larger than the old versions, as well as a new Bellin Health Gate on the north end of the stadium with an accompanying North Loft, a popular rooftop viewing platform located just beneath the scoreboard. The South End (opened in 2013) is served by the Invisalign Gate with escalators and elevators to service the five levels of seating. The multiple sections feature amenities not previously available in Lambeau Field, from viewing platforms in the general seating areas for watching the action on the field, to indoor-outdoor suite configurations and inclusive meal arrangements in the premium and partner areas. Atrium renovation work included a larger Oneida Nation Gate with plaza (2013), a new east gate – the American Family Insurance Gate – with a 50-foot Lombardi Trophy replica, a new Packers Pro Shop and a redone Harlan Plaza with a new statue – “The Lambeau Leap” – that allows visitors to replicate the fan-favorite touchdown celebration (2014). The final Atrium components, completed in 2015, are a new Packers Hall of Fame and a new restaurant, 1919 Kitchen & Tap, on the main floor of the Atrium. Enhanced internet connections also were added in 2015 in the stadium and Atrium through upgrades in cellular and wi-fi systems.

In terms of seating capacity, the ninth addition brought approximately 7,600 new seats online for the 2013 season, putting capacity at 80,735. With the debut of standing-room-only areas in 2014, capacity of Lambeau Field now stands at 81,041, second only to New York’s MetLife Stadium (82,500).

In addition to the stadium and Atrium projects, premium-seating areas underwent a two-year, \$55 million renovation project, which included the installation of operable windows in the suites and updated furniture and décor in the club-seat common areas. All updates were complete by the beginning of the 2017 season.

The 2011-15 renovation project, not including the updates to the suites and club seats, cost \$312 million, with no funding coming from public tax money. The first phase, including the South End expansion, sound and video upgrades, totaled \$146 million and was funded by the Packers (\$64 million from the organization’s fifth stock sale), an NFL loan (\$61 million) and a contribution from the stadium district (\$21 million). The stadium district’s user fee was updated in 2013 and set at \$2,100 for the “Green Package,” and \$900 for the “Gold Package.” The second phase, including the Atrium renovations, totaled \$166 million and was funded by the Packers (\$111 million through traditional financing) and an NFL loan (\$55 million).

In 2018, the team began a multi-year concourse-renovation project to further enhance the fan experience. The multi-phase project includes concourse audio and visual upgrades and new grab-and-go concession stands throughout the stadium, and the addition of several new common areas accessible to general bowl ticket holders, including the U.S. Cellular Loft on the upper concourse and the Miller Lite End Zone bar in the lower concourse.

Ahead of the 2023 season, work was completed to replace the Lambeau Field video boards, replacing the previous boards that were installed in 2012 and had reached the end of their life. Funds

from the 2021-22 stock sale supported the project, and fans will be treated to new boards that are twice as wide as the old boards and boast one of the few 4K displays in professional football, with 6-millimeter pixel spacing that will allow for crisp, clear images. The in-bowl updates also feature new auxiliary boards on the east and west sides of the stadium that will include down and distance, game clock and other elements such as scores around the league or fantasy-football information.

The football facilities have also received numerous upgrades since Lambeau Field’s redevelopment. The 2011-15 renovation project added the Conditioning, Rehabilitation and Instructional Center (CRIC), which includes an indoor, 35-yard field that can

## LAMBEAU EXPANSIONS

### Bowl Structure

- **1961:** Added 6,519 seats to 38,669.
- **1963:** Added 3,658 temporary bleacher seats to 42,327.
- **1965:** Removed 3,658 temporary bleacher seats and added 12,183 permanent seats to 50,852 (top left).
- **1970:** Added 5,411 seats to 56,263 (top right) in mid-1974 – fully enclosing stadium bowl.

### Suites/Club Seats

- **1985:** Original 72 suites added 663 seats, increased capacity to 56,926.
- **1990:** Team spent \$8.263 million to erect 36 new suites and 1,920 club seats in south end zone; construction added 2,617 total seats and capacity increased to 59,543.
- **1995:** Packers spent \$4.7 million to enclose north end zone with 90 more suites; added 1,347 seats to increase capacity to 60,890.

### Renovation/Redevelopment

- **2001-03:** \$295 million project added 12,032 seats, pushing capacity to 73,094.
- **2014:** \$146 million South End expansion in 2013 and addition of standing-room-only areas in 2014 raised capacity by 7,947 to put it at 81,041.

## LONGEST ACTIVE HOME-FIELD TENURES, PRO SPORTS

Years	Current Name	Tenant	First Game
112	Fenway Park	Boston Red Sox	1912
110	Wrigley Field	Chicago Cubs	1914
<b>67</b>	<b>Lambeau Field</b>	<b>Green Bay Packers</b>	<b>1957</b>
62	Dodger Stadium	Los Angeles Dodgers	1962
58	Angel Stadium	Los Angeles Angels	1966
55	Madison Sq. Garden	New York Knicks & New York Rangers	1968





February 1957



June 1957



Sept. 29, 1957



August 1957

be used for a variety of activities, including team walk-throughs, strength and conditioning work, and rehabilitation exercises for injured players, as well as an updated weight room, team dining area, player resource and development area and player lounge. The athletic-training facilities also were enhanced with expanded treatment space and additional hydrotherapy pools.

From 2022-23, a larger-scale renovation to the football facility took place, adding more than 200,000 square feet to the space utilized by players, coaches, personnel and support staff. Additions to the space include underground parking for players and coaches, new offices so the coaches can be closer to the players, and expansion of the CRIC so the offense and defense can utilize the space at one time. The new space also features a modern look and feel that will promote interaction and communication between coaches and players.

All told, approximately \$600 million has been spent by the organization on expanding and renovating Lambeau Field and its facilities since 2011, all without public tax money.

### LEGENDS ADORN THE FAÇADE

Also prominent within the stadium are the names of the 28 Packers players, coaches and contributors elected to the Pro Football Hall of Fame in Canton, Ohio. Cornerback/safety LeRoy Butler, who played for the Packers for his entire 12-year NFL career (1990-2001), became the 28th name added to the façade in 2022 in honor of his Hall of Fame enshrinement. The Packers' 13 NFL championship seasons (south scoreboard) and six retired jersey numbers (north end zone) are displayed in the stadium as well. Favre's No. 4, which was retired on July 18, 2015, during the Packers Hall of Fame induction banquet, was formally unveiled on the north end-zone façade during a halftime ceremony on Nov. 26, 2015. The late Ted Thompson, former Packers GM, also has his name on the façade to honor his many contributions to the Packers.

### THE LAMBEAU BOWL

One of Lambeau Field's special characteristics is its classic seating bowl, now exclusive to Green Bay. The bowl design, common in many traditional college football stadiums, remains virtually untouched since the \$295 million stadium renovation in 2003. Did you know ...

- The original architectural firm, Somerville Inc., favored the Lambeau construction site because it sloped, perfect for building a bowl.
- The bowl's outstanding sightlines are generally credited to Dick Gustafson, who worked closely with John Somerville during the design phase.
- Some of Gustafson's inspiration came from Michigan Stadium in Ann Arbor, where he went to college.
- Despite seating more than 62,713 (including an additional 6,601 from the recent renovation), the bowl still offers the

### ORIGINAL CONSTRUCTION

- **Proposal:** Momentum to build a new stadium started building in 1954. Fred Leicht, chairman of the Packers' grounds committee and a member of the Executive Committee since 1935, played a lead role in pushing for a new 32,000-seat stadium.
- **Referendum:** Passed April 3, 1956 (11,575 to 4,893), while community leaders continued debate over a site.
- **Site:** In late April 1956, the Packers hired an engineering company to study proposed locations. The company in July 1956 recommended the corner of Highland (now Lombardi) Avenue and Ridge Road.
- **Land:** The city council purchased farmland owned by Victor and Florence Vannieuwenhoven in August 1956 for \$73,305.
- **Contract:** Awarded early in 1957, with groundbreaking as soon as weather permitted.
- **Time:** No longer than nine months, in time for the 1957 opener.
- **Cost:** \$960,000 in municipal bonds; the Packers Corporation paid \$634,700 in interest and principal.

### HOME-FIELD ADVANTAGE

Lambeau Field is among the NFL's toughest places to play. Green Bay holds a 181-56-2 (.762) regular-season record at Lambeau since 1992, plus a 13-7 mark in the playoffs, for an overall record of 194-63-2 (.753). In the midst of nearly four full seasons at home without a defeat – prior to a 1998 Monday night loss to Minnesota, their last setback at Lambeau had come in the 1995 season opener – the Packers established the NFL's second-longest home winning streak (25). Only the Miami Dolphins (1971-74) have won more consecutive regular-season home games (27).

### BUCKET-LIST DESTINATION

The NFL's longest-tenured venue, Lambeau easily ranks as one of the most recognized and envied locales in all of sports, a fact recognized in 1999 when *Sports Illustrated* named it the eighth-best facility in the world to watch sports – and the lone NFL stadium to make the magazine's "Top 20" list. *ESPN The Magazine* in 2009 and 2011-16 rated Lambeau Field as the No. 1 stadium experience in the NFL. *USA Today* in 2015 also ranked it No. 1, "the NFL's only historic gem, the only one that would appear on a sports bucket list." In 2017, FoxSports.com named Lambeau Field the best stadium in the NFL, describing it as "the undisputed king of NFL stadiums," and *Sporting News* in 2018 deemed it the No. 1 NFL stadium and "part museum, part mecca, all classic." Thousands of fans polled through SeatGeek in 2019 ranked Lambeau Field the best atmosphere in the NFL, and Forbes in 2020 named Packers fans the most passionate fans in sports. In 2022, sports betting site Betspers honored Lambeau Field as the highest-rated venue out of 117 sports venues in the country and Bookies.com ranked the Lambeau Field pregame fan experience the league's best.

- NFL's highest percentage of great seats. Somerville credits that intimacy to the fact that the stadium was the first in the world designed exclusively for pro football.
- The original stadium district instructed Somerville to design a facility that could easily expand, and allow for offseason construction projects to be completed by August.
- The original wooden bleachers remained in place for 12 seasons. Workers replaced them with the now-iconic aluminum benches before the 1969 season.



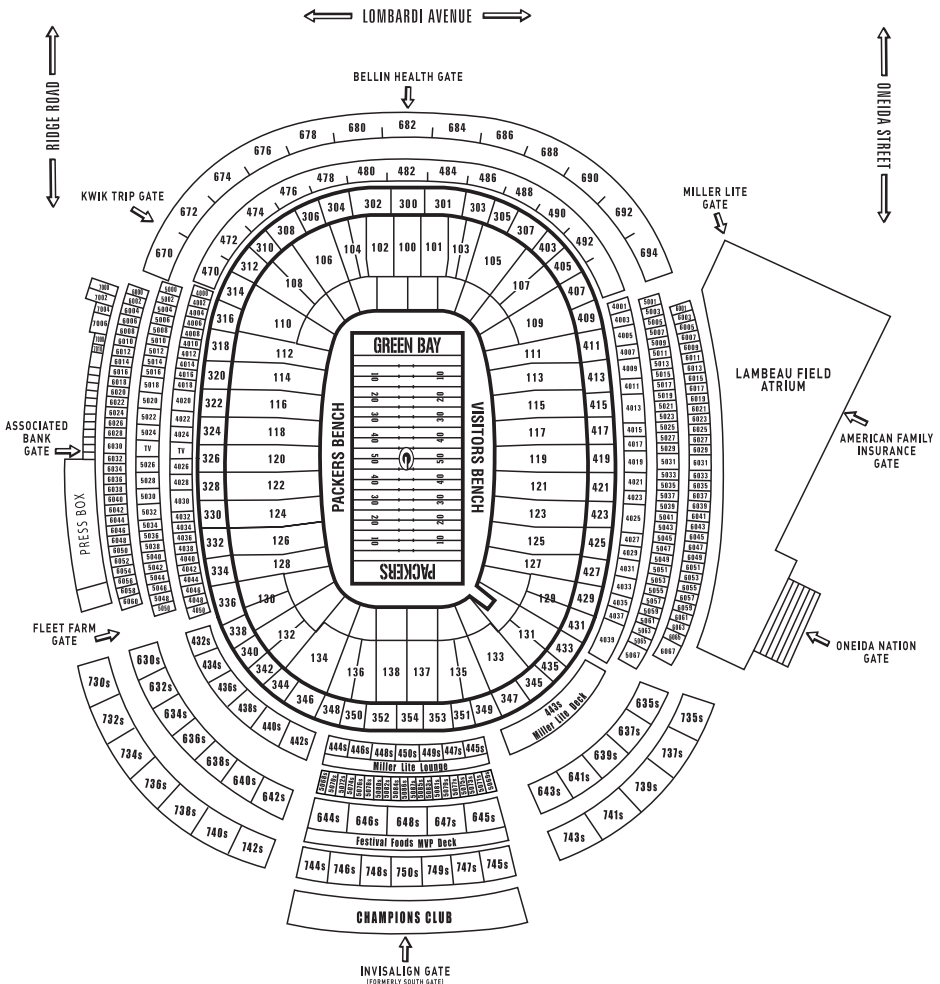
# LAMBEAU HOSTS COLLEGE SPORTS, INTERNATIONAL SOCCER, CONCERTS, COMMUNITY EVENTS

Large-scale stadium events have included the Frozen Tundra Hockey Classic in February 2006, a Wisconsin Badgers-Ohio State Buckeyes matchup that drew 40,890 fans, the fourth-largest hockey crowd at the time. Two Kenny Chesney concerts (2011, and 2015 with Jason Aldean), a 2017 Billy Joel concert and a 2019 Paul McCartney concert each attracted more than 45,000 music lovers to the stadium. In 2022, international soccer made its debut at Lambeau Field with an exhibition match between European powerhouse clubs FC Bayern Munich and Manchester City. The Lambeau Field College Classic, presented by Carmex®, featuring LSU and Wisconsin in 2016, brought college football back to Lambeau Field and two passionate fan bases to Green Bay. The events were a financial boon to the local economy, with \$3 million (hockey), \$5 million (each concert) and \$13 million (college football) impacts. College football will return once again with a game between Notre Dame and Wisconsin set for Sept. 5, 2026. Originally planned for Oct. 3, 2020, the game was rescheduled due to the COVID-19 pandemic. On the community front, the Atrium has regularly hosted free events. "Spooktacular Fun," a family Halloween event, takes place in October. Festival of Lights, a holiday-themed event in December, features a visit from Santa Claus and a 40-foot tree with 10,000 lights. Later in winter, the Atrium welcomes "Project Play 60" – a

day focused on kid-friendly physical activity. More than 20,000 residents enjoy the Atrium during these days. In 2021, Lambeau Field hosted a COVID-19 community vaccination clinic in partnership with Bellin Health and Brown County Public Health, first in the Atrium and later in the Terrace Suites in the South End.

## 2023 TICKET PRICES (Preseason / Regular season)

Sections between 20-yard lines (115-124 and 322-330) .....	\$83 / \$165
Sections from 20-yard line to end zone (109-114, 125-130, 314-320 and 332-338) .....	\$74 / \$148
End-zone sections (100-108, 131-138, 303-312 and 340-354) .....	\$65 / \$129
South End, 600 sections (630-643) .....	\$70 / \$139
South End, 700 sections (730-750) .....	\$64 / \$128
Suite tickets (4,000, 5,000, 6,000 Levels; Terrace Suites) .....	\$83 / \$165
Indoor club seats (Sections 470-492 and 670-694) .....	\$153-\$173 / \$313-\$347
Outdoor club seats (Sections 403-435) .....	\$153-\$249 / \$313-\$494
Champions Club seats .....	\$228-\$250 / \$451-\$500



LAMBEAU FIELD  
COMMUNITY  
ADMIN. & COACHES  
VETERANS  
DRAFT & FIRE AGENTS  
2022 REVIEW  
RECORDS & HISTORY  
LAMBEAU FIELD  
MISC.

## IMPROVEMENTS TO OTHER FACILITIES

In the two decades prior to the start of the 2003 redevelopment project, the Packers organization itself had spent more than \$50 million on improvements to the stadium, the previous club administration building and training facilities, including construction of the original indoor practice structure in 1982 and its replacement, the Don Hutson Center, in 1994 at a cost of nearly \$4.7 million. In 2019, the Don Hutson Center was renovated with new artificial turf (FieldTurf) with an updated field-marking layout that features a full-sized field. The team's two outdoor practice fields, Clarke Hinkle Field and Ray Nitschke Field, were updated in 2020 and 2021, respectively, to match the turf at Lambeau Field. As part of the recent renovations, a heating system was installed under Hinkle Field to keep the ground from freezing late in the season and afford the team the opportunity to practice outside. Nitschke Field also has a seating facility, erected in 2009, for fans attending training-camp practices.

## STADIUM OWNERSHIP

Lambeau Field today is owned by the city of Green Bay, the Green Bay/Brown County Professional Football Stadium District and the Green Bay Packers. The stadium is operated by the Packers under a three-party lease with a primary term that runs through 2031. Retirement of the city's original \$960,000 debt from the stadium's initial construction in 1957 was celebrated at a mortgage-burning ceremony in May 1978.

## TICKETS AND WAITING LIST

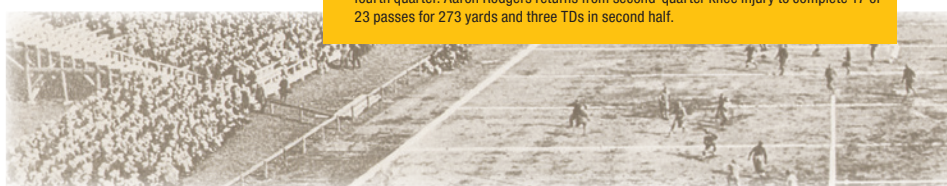
While Lambeau has been sold out since 1960 and on a season-ticket basis since 1961 (350 consecutive regular-season games, not including replacement games, prior to the 2020 season), the streak was put on an unprecedented pause in 2020, when the COVID-19 pandemic prevented paid attendance during the regular season. Season-ticket holders returned to Lambeau Field for another sold-out season in 2021. The historic stadium was not the Packers' only regular-season home until 1995. The team maintained two separate ticket packages after moving all games to Green Bay, eliminating four annual dates at Milwaukee County Stadium.

In 2023, "Gold" ticket holders (made up primarily of former Milwaukee season patrons) have a three-game package consisting of one preseason contest and the second and fifth regular-season home games. "Green" season customers (made up of original Green Bay ticket holders) have a seven-game package consisting of one preseason game and the remaining six regular-season contests. The 2024 home schedule will have the Packers hosting one preseason and nine regular-season contests as part of the NFL's 17-game schedule. After being designated to play internationally in 2022 and playing at Tottenham Hotspur Stadium in London against the New York Giants, the Packers are guaranteed to play nine regular-season contests at Lambeau Field in 2024.

The block of additional seats in 2003 helped the Packers remove roughly 3,600 names from their season-ticket waiting list – which at the start of the 2023 season had more than 148,000 names on it – between both ticket packages. The 7,000-plus new seats in 2013 helped the Packers remove another 5,000 names from the list. Additionally, Brown County residents without season tickets have a chance to purchase four tickets each year through the Brown County Ticket Drawing, with 2,500 bowl tickets available for residents for each game. ADA seats also increased dramatically through both projects, rising from 56 to 756 in 2003, and to 876 currently.

## 19 MEMORABLE GAMES

- **Sept. 29, 1957:** Packers 21, Chi. Bears 17...New City Stadium is dedicated with Miss America, Vice President Richard Nixon and actor James Arness on hand...Babe Parilli hits Gary Knafelec on fourth-quarter TD pass.
- **Sept. 27, 1959:** Packers 9, Chi. Bears 6...Vince Lombardi wins his first game; gets carried off the field after team erases 6-0 fourth-quarter deficit with Jim Taylor touchdown and Dave Hanner safety.
- **Dec. 31, 1961:** Packers 37, N.Y. Giants 0...First NFL title game in Green Bay and Lombardi's first of five NFL crowns...Packers total 345 yards on league's No. 1 defense, led by Sam Huff.
- **Oct. 7, 1962:** Packers 9, Detroit 7...Herb Adderley's interception leads to Paul Hornung's game-winning field goal in the final seconds of "Run to Daylight" game...Biggest victory of the season for what is arguably Lombardi's best team.
- **Dec. 26, 1965:** Packers 13, Balt. Colts 10...In Western Conference Playoff, Green Bay wins first franchise overtime contest on Don Chandler's 25-yard field goal...Chandler ties game with controversial 22-yarder with 1:58 left in regulation...In 1966, NFL raises its uprights.
- **Jan. 2, 1966:** Packers 23, Clev. Browns 12...In snowy 1965 NFL Championship Game, Taylor and Paul Hornung combine for 201 yards on the ground...Packers hold Jim Brown to 50 yards.
- **Dec. 31, 1967:** Packers 21, Dal. Cowboys 17...In -13 temperatures (-46 wind chill), Bart Starr scores on sneak in game's final minute, ending 12-play drive...Last NFL title game in Green Bay..."Ice Bowl" win sends Packers to AFL-NFL world championship game (Super Bowl II).
- **Sept. 7, 1980:** Packers 12, Chi. Bears 6...Chester Marcol catches his own blocked kick (by Alan Page) and runs 25 yards for game-winning touchdown six minutes into overtime...First overtime contest in Packers-Bears series, NFL's longest rivalry.
- **Jan. 8, 1983:** Packers 41, STL Cardinals 16...Lambeau hosts first postseason game in 15 years ("Super Bowl Tournament").
- **Oct. 17, 1983:** Packers 48, Washington 47...Teams combine for 1,025 yards in one of the highest-scoring games in history of *Monday Night Football*...Mark Moseley misses FG as time expires.
- **Nov. 5, 1989:** Packers 14, Chi. Bears 13...Sterling Sharpe's 14-yard fourth-quarter touchdown catch knots contest with 32 seconds left, but official flags Don Majkowski for crossing line of scrimmage...Four minutes later, instant replay official Bill Parkinson overturns call.
- **Sept. 20, 1992:** Packers 24, Cincinnati 23...New acquisition Brett Favre comes off the bench to erase 20-7 fourth-quarter deficit, finds Kitrick Taylor for 35-yard touchdown with 13 seconds left.
- **Dec. 31, 1994:** Packers 16, Detroit 12...Fritz Shurmur's defense holds NFL rushing leader Barry Sanders to -1 yard on 13 attempts, and Lions as a team to -4 yards, to advance in playoffs.
- **Jan. 12, 1997:** Packers 30, Carolina 13...With -17 wind chill, Green Bay wins NFC championship, earns first trip to Super Bowl in 29 years...Packers rush for 201 yards.
- **Nov. 6, 2000:** Packers 26, Minnesota 20...Antonio Freeman makes incredible catch in rain, scores on 43-yard touchdown in overtime on *Monday Night Football*.
- **Jan. 4, 2004:** Packers 33, Seattle 27...Al Harris picks off Matt Hasselbeck and scores on 52-yard interception return, the first defensive touchdown in NFL sudden-death playoff history.
- **Jan. 12, 2008:** Packers 42, Seattle 20...Packers spot Seahawks 14-0 lead, then storm back to outscore visitors, 42-6, as heavy snow falls...Six TDs and 42 points both set team postseason records at the time.
- **Jan. 11, 2015:** Packers 26, Dallas 21...Packers rally from eight-point deficit in second half to defeat Cowboys in their first playoff visit to Lambeau since fabled "Ice Bowl."
- **Sept. 9, 2018:** Packers 24, Chi. Bears 23...In opener of their 100th season, Packers rally from 20-0 deficit for first win in team history after trailing by 17-plus points entering fourth quarter. Aaron Rodgers returns from second-quarter knee injury to complete 17 of 23 passes for 273 yards and three TDs in second half.



## OTHER HOMES OF THE PACKERS, 1919-94



### HAGEMEISTER PARK

The Packers maybe gained more cachet than one might expect of a first-year semipro football team in 1919, but the setting for their home games had a purely sandlot, pickup-game flavor.

There was no fence, no bleachers, no frills.

They simply played on an open field in Hagemeister Park (pictured below), a large public park located where Green Bay East High School and old City Stadium stand today and connected to Joannes Park.

There had been a ballpark in Hagemeister when Green Bay fielded a minor-league baseball team from 1905-14, but it was torn down in the spring of 1918. That version was referred to as the League Ballgrounds or the W-I Ballpark. The latter was a derivative of the name of the minor league — Wisconsin-Illinois — that Green Bay was a part of from 1908-14.

Throughout the summer of 1919, local sports advocates bemoaned the absence of a ballpark in a city the size of Green Bay and worried that it might prevent East and West high schools from playing home games or, worse yet, fielding teams.

It was under that cloud that the Packers were formed. Yet they somehow managed to survive.

Their only way of making money was for co-founder and manager George Whitney Calhoun, with the help of others, to pass a hat during games. Fans walked the sidelines following the ball, even edging onto the field at times, and those who didn't would pull their Model-Ts up close to the action and watch from their front seat.

The next year, local typewriter salesman C.M. "Neil" Murphy took over as business manager of the Packers and led the effort to build a fence around the field. After getting approval and support from the property owners and others, Murphy invited fans to show up on a Saturday morning with hammers in hand and help build it.

But once the season ended, the contract called for the fence and bleachers to be torn down and the lumber to be returned to the Indian Packing Co. In the spring of 1921,

the ballpark was rebuilt on the same spot, with the same lumber and the same design.

When the Packers were admitted to the American Professional Football Association in August of that year, seating was expanded to about 3,500. The Packers played their games there that season and again in 1922.

### PACKERS ATTENDANCE RECORDS

#### 10 LARGEST HOME CROWDS

##### Green Bay (reg. season):

78,526	Det.	11/15/15
78,488	ChiB.	11/26/15
78,481	DalC.	10/16/16
78,461	Min.	9/16/18
78,437	Ind.	11/16/16
78,434	SD.	10/18/15
78,433	Sea.	9/20/15
78,433	DalC.	11/13/22
78,432	StLR.	10/11/15
78,431	NE.	11/30/14

##### Milwaukee (reg. season):

55,592	Min.	11/26/89
55,256	DalC.	11/12/78
55,125	Min.	10/28/90
55,119	Det.	11/21/93
55,012	Min.	9/27/81
55,011	Mia.	9/11/94
54,995	Det.	11/6/94
54,983	Sea.	10/10/76
54,885	Atl.	12/18/94
54,776	DalC.	9/28/80

#### 10 LARGEST ROAD CROWDS

93,329	DalC.	10/8/17
93,024	DalC.	10/6/19
91,054	DalC.	12/15/13
90,535	LARm.	12/11/55
89,295	Was.	10/31/04
87,760	Was.	10/10/10
83,943	CleB.	9/18/66
82,137	CleB.	12/7/69
80,558	LARm.	10/21/73
80,365	NYG.	11/25/12

#### LARGEST PLAYOFF CROWDS

93,396	@DalC.	1/15/17 (2016 NFC Divisional Playoff)
91,060	PH.	(@ N. Texas), 2/6/11 (Super Bowl XLV)
81,367	@Wash.	1/10/16 (2015 NFC Wild Card Playoff)
*79,704	DalC. (LF).	1/11/15 (2014 NFC Divisional Playoff)
79,132	SF (LF).	1/22/22 (2021 NFC Divisional Playoff)
78,998	Sea. (LF).	1/12/20 (2019 NFC Divisional Playoff)
77,549	NYG (LF).	1/8/17 (2016 NFC Wild Card Playoff)
77,525	SF (LF).	1/5/14 (2013 NFC Wild Card Playoff)
75,546	Oak. (@ Miami).	1/14/68 (Super Bowl II)
74,152	@ DalC.	1/1/67 (1966 NFL Championship)
72,740	NYG (LF).	1/20/08 (2007 NFC Championship)
72,301	NE (@ New Orleans).	1/26/97 (Super Bowl XXXI)
72,168	Sea. (LF).	1/12/08 (2007 NFC Divisional Playoff)
72,080	NYG (LF).	1/15/12 (2011 NFC Divisional Playoff)

#### LARGEST PRESEASON CROWDS

92,753	College All-Stars (@ Chicago).	8/30/45
90,218	@ Phi.	9/13/45
85,532	@ CleB.	8/30/69
84,918	@ CleB.	9/7/68
84,567	College All-Stars (@ Chicago).	8/29/40
84,560	College All-Stars (@ Chicago).	9/1/37
84,236	@ CleB.	9/2/67
83,736	@ CleB.	9/5/64
83,118	@ CleB.	9/4/65
78,184	Den. (@ Madison, Wis.).	8/23/99
78,087	@ DalC.	8/28/67
76,704	NYG (@ Madison, Wis.).	8/22/97
76,438	@ Den.	8/10/17

\*—All-time Packers home attendance record

#### OTHER PACKERS ATTENDANCE RECORDS

Single Season, Total (17 games):	1,213,888 (2022)
Single Season, Home:	627,308 (2015)
Single Season, Road:	567,628 (2013)







### BELLEVUE

When the Hagemeister ballpark was torn down in the spring of 1923 to make way for a new East High School, Bellevue Park (pictured above) was built across the East River on property owned by Hagemeister Products Co. (formerly Hagemeister Brewery). The ballpark was rushed to completion for the city's amateur baseball team and used by the Packers in 1923-24.

It's best remembered as the site of the first Packers-Bears game played in Green Bay, on Oct. 14, 1923. The Packers also were tough to beat at Bellevue, compiling a 9-2-1 record.

But the seating capacity was no more than about 3,300, parking was inadequate and fans grumbled that it was located too far from downtown.

### CITY STADIUM

One of the reasons Hagemeister Park was chosen as the site for East High was because of the space available for athletic fields. The school opened in 1924, and City Stadium (pictured below in 1946 and left) was finished the following year.

The Packers played there for 32 seasons and won six of their 13 NFL championships during that period, but never played a postseason game there.


The first game was an exhibition against the Iron Mountain All-Stars played on Sept. 13, 1925, and Curly Lambeau was the star. The first NFL game was played a week later against the Hammond Pros.

The Packers played their last game there on Nov. 18, 1956, and rookie quarterback Bart Starr made his first pro start. The game featured nine future Pro Football Hall of Famers, including Starr and fellow rookie Forrest Gregg.

In all, 90 players in the Hall of Fame, including 12 Packers, played in either a regular-season or preseason game there.

When City Stadium opened, it had seating for roughly 5,700. Its peak capacity was nearly 25,000.

Its most distinctive feature might have been a 400-foot-long, 12-foot-high and 17-inch-thick sandstone entranceway built in 1940 along the west end facing Baird Street. But other than the wall, City Stadium was made of wood and had become outdated well before the Packers abandoned it for Green Bay City Stadium, or what is now Lambeau Field, in 1957.







## THE PACKERS' SEVEN OTHER HOMES, 1919-94

### MILWAUKEE

State Fair Park, for 18 seasons, and County Stadium (pictured above in 1994 and below in 1993), for 42 seasons, were the Packers' primary homes in Milwaukee over the 62 straight years (1933-94) that they played there.

Even though the Packers weren't based in Milwaukee, fans there embraced them as their own. As a result, when the Packers stopped playing at an aging County Stadium following the 1994 season, they determined that Milwaukee ticketholders should be offered their same allotment each year for two designated regular-season games played at Lambeau Field.



### GREEN BAY

■ **Hagemeister Park, 1919-22**...Large public park along the banks of the East River. The Packers played here on an open field in 1919. Fans helped build a fence around the playing field so the Packers could charge admission in 1920, but the small wooden ballpark was torn down following the season. In the spring of 1921, a look-alike was built on the same spot and with the same lumber to serve Green Bay's amateur baseball team. When the Packers were admitted in late August to what is now the NFL, seating was enlarged to about 3,500. The Packers played here for two seasons.

■ **Bellevue Park, 1923-24**...When the ballpark at Hagemeister was torn down in May 1923 to allow for construction of East High School, Bellevue Park was built in less than three weeks with the same lumber. It was rushed to completion to accommodate the local amateur baseball team. The land was owned by the Hagemeister Products Co. (formerly Hagemeister Brewery) and was located at what was then the end of Main Street...Site of the first Packers-Bears game played in Green Bay.

■ **City Stadium, 1925-56**...The Packers played here for 32 seasons...It was made almost entirely of wood and expanded several times to reach peak capacity of roughly 25,000...Curly Lambeau starred in the first game here; Bart Starr made his first pro start in the last...Twelve Packers and 90 members, in all, of the Pro Football Hall of Fame played here in a regular-season or preseason game.

### MILWAUKEE

- **Borchert Field, 1933**...The Packers played one home game here in 1933. They played a non-league game here against Racine in 1921, one road game a year against the Milwaukee Badgers from 1922-26 and a non-league game against the Milwaukee Eagles in 1927...Named Athletic Park prior to 1928...Located on a city block bordered by Burleigh, Chambers, 8th and 7th streets.
- **State Fair Park, 1934-51** (below, inset, in 1941)...Located in West Allis within the Wisconsin State Fairgrounds...In 1939, the Packers played host to an NFL Championship Game for the first time and selected State Fair Park as the site over City Stadium, triggering an outcry in Green Bay.
- **Marquette Stadium, 1952**...Home to Marquette University football until the school dropped the sport following the 1960 season.
- **County Stadium, 1953-94**...Home to baseball's Milwaukee Braves and Brewers...Off Interstate 94...Both benches were located along the east sideline...End zones ran north and south from the third-base line to right field...Demolished to make way for Miller Park, now American Family Field.



## LAMBEAU FIELD ATRIUM

Key to making Lambeau Field a year-round destination venue is the 376,000-square-foot Lambeau Field Atrium, more than five stories high on the east side of the stadium.

Included within the Lambeau Field Atrium are a number of dining, entertainment and retail options for Packers fans of all ages. Free wireless internet access is available at the Atrium, too, for guests who want to use the internet while visiting a restaurant or taking part in a corporate event or meeting. The Atrium underwent a renovation, completed in August 2015, that enhances every visitor's experience.

**PACKERS HALL OF FAME** — The Packers and the Packers Hall of Fame Inc., a nonprofit corporation independent of the Packers, together host this special place. The Hall closed in late 2013 as part of the Atrium renovation project and reopened in August 2015 in a brand-new space located on the first and second floors of the Atrium. A tribute to the greatest story in sports, the new facility's design includes use of the latest technology, in addition to a treasure trove of artifacts, as a means to educate and inspire visitors about the rich history of the Packers, as well as the teams of today. From the team's beginnings with

Curly Lambeau to the dominating era of Vince Lombardi, the Hall takes visitors on a journey that includes all 28 Packers in the Pro Football Hall of Fame, 13 world championships, including four Super Bowls, and the 168 members of the Packers Hall of Fame.



**LAMBEAU FIELD STADIUM TOURS** — Highlighted by a walk through the team tunnel to the hallowed ground of Lambeau Field, stadium tours allow fans to experience the Packers' history-rich facility firsthand and see several behind-the-scenes areas. Outstanding photo opportunities await themselves throughout each tour. Tour tickets are available online 30 days prior to a given date. Tickets are sold on a first-come, first-



served basis for each day's available tours. A popular attraction, traditional stadium tours welcome more than 115,000 visitors annually.

Public access to the inside of Lambeau Field is available only through a tour. The stadium-tour hotline is 920-569-7512, and schedules and tickets are available online at [packersshowstadiumtours.com](http://packersshowstadiumtours.com).

*Historic Lambeau Field stadium tours appear on the itineraries of sports fans and visitors from all over the world, some of whom visit Lambeau Field and Packers training camp as their family's summer vacation.*







**1919 KITCHEN & TAP** — Inspired by the local community and the rich history of the Green Bay Packers, the gastropub is a tribute to the year the team was organized and is located on the Atrium's main floor. Featuring industrial, yet warm and rustic finishes, the restaurant has copper beer lines and exposed brick, to complement Lambeau Field's welcoming, comfortable atmosphere. The interior also includes several nods to Packers history. The restaurant offers a menu full of innovative approaches to old favorites, highlighting locally sourced ingredients to ensure the freshest seasonal foods. Guests enjoy a bar with 80 beer taps, featuring a wide variety of selections, as well as an open-concept kitchen, which allows visitors to see and hear their food being prepared. An outdoor seating area is also available.

**LAMBEAU FIELD EVENTS** — Whether it's an intimate meeting for five or a gathering for 1,000, Lambeau Field can accommodate a variety of events with unique space, an extraordinary staff and all-around excellence. The Lambeau Field Events Team (920-569-7515) can assist with any function with catering provided by Delaware North, a global leader in hospitality. In a typical year, the Lambeau Field Atrium hosts upwards of 900 events – including corporate, nonprofit, association and social events – and welcomes more than 100,000 guests to the facility. Most years, more than 50 percent of the department's bookings come from outside of Brown County.

*The Johnsonville Tailgate Village is a vibrant gameday and event space in the parking lot on the east side of the stadium.*



**PACKERS PRO SHOP** — Owned and operated by the Packers, the Packers Pro Shop is not only a shopping destination, but also a Packers experience. The 21,500-square-foot store, which opened in July 2014, is double the size of the previous store and located in the lobby level spanning the entire north side of the Atrium. Two entrances welcome visitors, one with a six-foot scaled replica gameday helmet, the other with a 50-foot replica Lombardi Trophy. Inside, thousands of Packers items await, from clothing to special, unique items. The experience includes a wall of video monitors and extensive jersey and hat sections, among other design features.

## OTHER EVENTS

**COMMUNITY EVENTS** — An obvious destination for football-related events and generally taking in Packers lore, the Lambeau Field Atrium also hosts a number of community events each year that draw thousands of people. Project Play 60, a March event, focuses on getting kids out of the house to enjoy non-strenuous physical activity. Spooktacular Fun, held in October, is a Halloween event that features interactive and entertaining activities, including sing-along music, magic, miming, clowns and jugglers. Festival of Lights, a holiday-themed event in December,





features a visit from Santa Claus, cookie decorating, choirs and a 40-foot tree with 10,000 lights. In addition to those regularly scheduled events, other gatherings have been held from time to time, including community send-offs for Green Bay's 127th National Guard Unit in 2005, 2009 and 2019.

**FROZEN TUNDRA HOCKEY CLASSIC** — From Feb. 10-12, 2006, Lambeau Field hosted the Frozen Tundra Hockey Classic, featuring the Wisconsin Badgers vs. the Ohio State Buckeyes. Among the weekend's highlights were a community skate, picture-taking with the Stanley Cup and Vince Lombardi trophies, autographs with the Badgers hockey team, and youth hockey sessions. The action culminated with a 4-2 Badgers victory in front of 40,890 fans, with the weekend bringing in nearly \$3 million to the local economy.


**LZ LAMBEAU** — Lambeau Field hosted a "Welcome Home" weekend for Wisconsin's Vietnam veterans, Vietnam-era veterans and their families, May 20-22, 2010. Over the three days, 70,000 people took in speakers, exhibits, music and premiere segments from Wisconsin Public Television's Wisconsin *Vietnam War Stories* documentary. The weekend was presented in partnership with the Wisconsin Department of Veterans Affairs, the Wisconsin Historical Society, Wisconsin Public Television and statewide veterans' organizations.

**COLLEGE FOOTBALL** — On Saturday, Sept. 3, 2016, the stadium went collegiate, hosting the Lambeau Field College Classic, presented by Carmex®, between the LSU Tigers and the Wisconsin Badgers. The contest marked the first college football game at the historic stadium since Nov. 19, 1983, when the St. Norbert College Green Knights defeated the Fordham University Rams, 18-9. The 2016 game had an economic impact of more than \$13 million, with fans from both contingents traveling to the area for the week and weekend of the game. In a thrilling finish, Wisconsin defeated LSU, 16-14, in front of a crowd of 77,823. College football was set to return to Lambeau Field in 2020, with Wisconsin facing the University of Notre Dame in the Irish's first appearance at Lambeau Field. Due to the COVID-19 pandemic causing non-conference games to be canceled in 2020, the matchup was rescheduled for Sept. 5, 2026, which will be the second of a two-game neutral-site football series that also saw the two teams meet at Soldier Field in Chicago on Sept. 25, 2021.



**CONCERT TOURS** — On June 11, 2011, Lambeau Field hosted its first major concert since the redevelopment was completed in 2003. More than 45,000 fans packed the stadium to take in Kenny Chesney, along with the Zac Brown Band, Billy Currington and Uncle Kracker. Chesney made a return visit on June 20, 2015, this time with Jason Aldean and others, and played to more than 50,000. On June 17, 2017, Lambeau Field welcomed legendary musician Billy Joel, who performed for more than 43,000 for his first-ever concert in Green Bay. Most recently, iconic musician Paul McCartney performed to a sold-out crowd on June 8, 2019. The concerts, all held during weekends, attracted a wide variety of music fans of all ages to the Green Bay area and each made an impact of nearly \$5 million in the area.

**INTERNATIONAL SOCCER** — On July 23, 2022, Lambeau Field hosted a different kind of football, with an international soccer match taking place for the first time in the stadium's venerable history. The exhibition match between English Premier League club Manchester City and German Bundesliga club FC Bayern Munich was played in front of a sold-out crowd, with supporters traveling from 19 different countries and all 50 states. Lambeau Field provided an incredible backdrop for the traditions embraced by soccer enthusiasts, including flags, songs and chants. The 1-0 Manchester City victory was decided by a goal scored by Erling Haaland in the 12th minute.





## TITLETOWN DEVELOPMENT

Located just west of Lambeau Field, Titledown is the Packers' mixed-use, community development. The multi-acre park space features activities and events year-round and daily recreation no matter the season.

Titledown, currently situated on nearly 45 acres of land, builds upon the success of Lambeau Field's major redevelopment in 2003 and the Atrium renovation in 2015. The development aims to maximize its unique location to attract visitors, spur regional economic growth, offer amenities to residents and complement the greater Green Bay area's draw as an excellent location to live, work and play.



# TITLETOWN



Titledown offers daily fitness and recreation activities, programs and festivals throughout the year, with live music, family-friendly holiday events and a variety of options for fun-seeking visitors from near and far. A unique Play 60-themed playground and regulation-size athletic field are popular destinations. During the colder months, Ariens Hill at Titledown offers tubing and the Plaza transforms into an ice rink for skating and ice biking.

The development also offers various spaces to rent for private events, including corporate and private gatherings, with flexible indoor and outdoor options.

Titledown's initial anchor tenants, Hinterland Restaurant and Brewery, Lodge Kohler and Bellin Health Titledown Sports Medicine & Orthopedics, continue to welcome more guests each year while providing top-notch service.

Lodge Kohler, a four-diamond hotel built and managed by Kohler Co., features a modern-day lodge atmosphere with five floors. Lodge Kohler is home to a one-of-a-kind Kohler

Waters Spa, a panoramic restaurant and bar – Taverne in the Sky – and a first-floor lobby café, Leaps & Bounds.

Bellin Health Titledown Sports Medicine & Orthopedics is a 52,000-square-foot facility that is geared toward injury prevention, athletic-performance improvement and treatment and therapy for injuries. The facility features the best technology and serves athletes of all ages and abilities.

The award-winning Hinterland Restaurant and Brewery features a main-floor beer hall, a farm-to-table menu and an intimate fine-dining experience on the upper level. The outdoor patio opens up to Titledown's park and diners can enjoy eating in the center of the action.

In 2019, the Packers and Microsoft opened their joint venture, TitledownTech. A one-of-a-kind partnership, TitledownTech is aimed at driving economic growth and job creation in Wisconsin by bringing world-class digital innovation and expertise to Green Bay. TitledownTech focuses on helping the region's emerging and existing businesses define



TITLETOWN DEVELOPMENT

COMMUNITY

ADMIN. & COACHES

VETERANS

DRAFT & FREE AGENTS

2022 REVIEW

RECORDS & HISTORY

TITLETOWN

MISC.



and build new digital products, access capital for launching new ventures and transform their operations through technology. TittletownTech's Venture Fund counts several renowned national and regional partners among its investors, and the Fund continues to invest in businesses that are developing innovative products and services to address critical market challenges in their respective industries. In 2020, Microsoft, the Packers, the Milwaukee Bucks and the Milwaukee Brewers combined forces to create the Equity League, a new investment division of TittletownTech aimed at fostering positive social change in Wisconsin and across the country by investing in minority companies.

The TittletownTech building also includes The Turn, powered by Topgolf Suites — a 11,000-square-foot space managed by Delaware North. The venue features high-tech simulation bays with a variety of games and activities and a restaurant that serves hand-crafted dishes made with fresh ingredients and regional flavors. Also included in the building is an experiential Associated Bank branch, offering banking services and interactive activities for Packers fans.

Tittletown's Phase 2 continues growing, with dozens of TittletownHomes townhomes completed and occupied by homeowners. The last six homes are currently being constructed and will be complete and move-in-ready by fall of 2023. TittletownFlats, with 152 units ranging from studios to three bedrooms, is now home to hundreds of residents. The U.S. Venture Center, a seven-story office tower on the west end of the development, also began welcoming tenants in the fall of 2021. The building is home to the headquarters of Breakthrough, as well as the Green Bay office of Miron

Construction, accounting firm CLA and professional services firm Aon. Phase 2 has also extended Tittletown's public footprint further to the west, with several additional acres of plaza and green space adjacent to the TittletownFlats and the U.S. Venture Center. Tittletown also includes approximately 125,000 square feet of additional space for future development; plans for the space are still being considered and may include a variety of retail, food and beverage, and entertainment offerings.

**More information is available at [Tittletown.com](https://www.tittletown.com).**



# 2023 LEAGUE SCHEDULE

## WEEK 1

<b>Thursday, September 7</b>	
1 Detroit at Kansas City	7:20p (CT)
<b>Sunday, September 10</b>	
2 Carolina at Atlanta	1:00p (ET)
3 Houston at Baltimore	1:00p (ET)
4 Cincinnati at Cleveland	1:00p (ET)
5 Jacksonville at Indianapolis	1:00p (ET)
6 Tampa Bay at Minnesota	12:00p (CT)
7 Tennessee at New Orleans	12:00p (CT)
8 San Francisco at Pittsburgh	1:00p (ET)
9 Arizona at Washington	1:00p (ET)
<b>10 Green Bay at Chicago</b>	<b>3:25p (CT)</b>
11 Las Vegas at Denver	2:25p (MT)
12 Miami at L.A. Chargers	1:25p (PT)
13 Philadelphia at New England	4:25p (ET)
14 L.A. Rams at Seattle	1:25p (PT)
15 Dallas at N.Y. Giants	8:20p (ET)
<b>Monday, September 11</b>	
16 Buffalo at N.Y. Jets	8:15p (ET)

## WEEK 2

<b>Thursday, September 14</b>	
17 Minnesota at Philadelphia	8:15p (ET)
<b>Sunday, September 17</b>	
<b>18 Green Bay at Atlanta</b>	<b>1:00p (ET)</b>
19 Las Vegas at Buffalo	1:00p (ET)
20 Baltimore at Cincinnati	1:00p (ET)
21 Seattle at Detroit	1:00p (ET)
22 Indianapolis at Houston	12:00p (CT)
23 Kansas City at Jacksonville	1:00p (ET)
24 Chicago at Tampa Bay	1:00p (ET)
25 L.A. Chargers at Tennessee	12:00p (CT)
26 N.Y. Giants at Arizona	1:05p (MST)
27 San Francisco at L.A. Rams	1:05p (PT)
28 N.Y. Jets at Dallas	3:25p (CT)
29 Washington at Denver	2:25p (MT)
30 Miami at New England	8:20p (ET)
<b>Monday, September 18</b>	
31 New Orleans at Carolina	7:15p (ET)
32 Cleveland at Pittsburgh	8:15p (ET)

## WEEK 3

<b>Thursday, September 21</b>	
33 N.Y. Giants at San Francisco	5:15p (PT)
<b>Sunday, September 24</b>	
34 Indianapolis at Baltimore	1:00p (ET)
35 Tennessee at Cleveland	1:00p (ET)
36 Atlanta at Detroit	1:00p (ET)
<b>37 New Orleans at Green Bay</b>	<b>12:00p (CT)</b>
38 Houston at Jacksonville	1:00p (ET)
39 Denver at Miami	1:00p (ET)
40 L.A. Chargers at Minnesota	12:00p (CT)
41 New England at N.Y. Jets	1:00p (ET)
42 Buffalo at Washington	1:00p (ET)
43 Carolina at Seattle	1:05p (PT)
44 Dallas at Arizona	1:25p (MST)
45 Chicago at Kansas City	3:25p (CT)
46 Pittsburgh at Las Vegas	5:20p (PT)
<b>Monday, September 25</b>	
47 Philadelphia at Tampa Bay	7:15p (ET)
48 L.A. Rams at Cincinnati	8:15p (ET)

## WEEK 4

<b>Thursday, September 28</b>	
<b>49 Detroit at Green Bay</b>	<b>7:15p (CT)</b>
<b>Sunday, October 1</b>	
50 Atlanta vs. Jacksonville (Wembley)	2:30p (BST)
51 Miami at Buffalo	1:00p (ET)
52 Minnesota at Carolina	1:00p (ET)
53 Denver at Chicago	12:00p (CT)
54 Baltimore at Cleveland	1:00p (ET)
55 Pittsburgh at Houston	12:00p (CT)
56 L.A. Rams at Indianapolis	1:00p (ET)
57 Tampa Bay at New Orleans	12:00p (CT)
58 Washington at Philadelphia	1:00p (ET)
59 Cincinnati at Tennessee	12:00p (CT)
60 Las Vegas at L.A. Chargers	1:05p (PT)
61 New England at Dallas	3:25p (CT)
62 Arizona at San Francisco	1:25p (PT)
63 Kansas City at N.Y. Jets	8:20p (ET)
<b>Monday, October 2</b>	
64 Seattle at N.Y. Giants	8:15p (ET)

## WEEK 5

Open Date: Cleveland, L.A. Chargers, Seattle, Tampa Bay

<b>Thursday, October 5</b>	
65 Chicago at Washington	8:15p (ET)
<b>Sunday, October 8</b>	
66 Jacksonville vs. Buffalo (Tottenham)	2:30p (BST)
67 Houston at Atlanta	1:00p (ET)
68 Carolina at Detroit	1:00p (ET)
69 Tennessee at Indianapolis	1:00p (ET)
70 N.Y. Giants at Miami	1:00p (ET)
71 New Orleans at New England	1:00p (ET)
72 Baltimore at Pittsburgh	1:00p (ET)
73 Cincinnati at Arizona	1:05p (MST)
74 Philadelphia at L.A. Rams	1:05p (PT)
75 N.Y. Jets at Denver	2:25p (MT)
76 Kansas City at Minnesota	3:25p (CT)
77 Dallas at San Francisco	5:20p (PT)
<b>Monday, October 9</b>	
<b>78 Green Bay at Las Vegas</b>	<b>5:15p (PT)</b>

## WEEK 6

Open Date: Green Bay, Pittsburgh

<b>Thursday, October 12</b>	
79 Denver at Kansas City	7:15p (CT)
<b>Sunday, October 15</b>	
80 Baltimore vs. Tennessee (Tottenham)	2:30p (BST)
81 Washington at Atlanta	1:00p (ET)
82 Minnesota at Chicago	12:00p (CT)
83 Seattle at Cincinnati	1:00p (ET)
84 San Francisco at Cleveland	1:00p (ET)
85 New Orleans at Houston	12:00p (CT)
86 Indianapolis at Jacksonville	1:00p (ET)
87 Carolina at Miami	1:00p (ET)
88 Detroit at Tampa Bay	1:00p (ET)
89 New England at Las Vegas	1:05p (PT)
90 Arizona at L.A. Rams	1:25p (PT)
91 Philadelphia at N.Y. Jets	4:25p (ET)
92 N.Y. Giants at Buffalo	8:20p (ET)
<b>Monday, October 16</b>	
93 Dallas at L.A. Chargers	5:15p (PT)

## SCHEDULING FORMULA

At a league meeting on March 30, 2021, NFL clubs approved an enhanced season structure that beginning in 2021 featured each team playing 17 regular-season games and three preseason games for the first time. The NFL-NFLPA Collective Bargaining Agreement signed in March 2020 enabled the league, with the approval of the union and its players, to enhance the regular season with a move to 17 games, providing fans an extra week of regular-season NFL action. It was the first change to the season structure since the 1978 campaign ushered in an era of 16 regular-season and four preseason games.

The 17th game features teams from opposing conferences that finished in the same place within their division the previous season. Under the NFL scheduling formula, every team plays 17 games as follows:

- Home and away against its three division opponents (**six games**).
- The four teams from another division within its conference on a rotating three-year cycle (**four games**).
- The four teams from a division in the other conference on a rotating four-year cycle (**four games**).
- Two intra-conference games based on the prior year's standings (**two games**). These games will match a first-place team against the first-place teams in the two same-conference divisions the team is not scheduled to play that season. The second-place, third-place and fourth-place teams in a conference will be matched in the same way each year.
- One interconference game based on the prior year's standings on a rotating four-year cycle (**one game**). These games match a first-place team from one division against a first-place team in an opposite conference division that the team is not scheduled to play that season. The second-place, third-place and fourth-place teams in each division are matched in the same way each year. The home conference for this game will rotate each season, which began with AFC teams hosting the game in 2021.



## WEEK 7

Open Date: Carolina, Cincinnati, Dallas, Houston, N.Y. Jets, Tennessee

## Thursday, October 19

94 Jacksonville at New Orleans ..... 7:15p (CT)

## Sunday, October 22

95 Detroit at Baltimore ..... 1:00p (ET)

96 Las Vegas at Chicago ..... 12:00p (CT)

97 Cleveland at Indianapolis ..... 1:00p (ET)

98 Buffalo at New England ..... 1:00p (ET)

99 Washington at N.Y. Giants ..... 1:00p (ET)

100 Atlanta at Tampa Bay ..... 1:00p (ET)

101 Pittsburgh at L.A. Rams ..... 1:05p (PT)

102 Arizona at Seattle ..... 1:05p (PT)

## 103 Green Bay at Denver ..... 2:25p (MT)

104 L.A. Chargers at Kansas City ..... 3:25p (CT)

105 Miami at Philadelphia ..... 8:20p (ET)

## Monday, October 23

106 San Francisco at Minnesota ..... 7:15p (CT)

## WEEK 8

## Thursday, October 26

107 Tampa Bay at Buffalo ..... 8:15p (ET)

## Sunday, October 29

108 Houston at Carolina ..... 1:00p (ET)

109 L.A. Rams at Dallas ..... 12:00p (CT)

## 110 Minnesota at Green Bay ..... 12:00p (CT)

111 New Orleans at Indianapolis ..... 1:00p (ET)

112 New England at Miami ..... 1:00p (ET)

113 N.Y. Jets at N.Y. Giants ..... 1:00p (ET)

114 Jacksonville at Pittsburgh ..... 1:00p (ET)

115 Atlanta at Tennessee ..... 12:00p (CT)

116 Philadelphia at Washington ..... 1:00p (ET)

117 Cleveland at Seattle ..... 1:05p (PT)

118 Baltimore at Arizona ..... 1:25p (MST)

119 Kansas City at Denver ..... 2:25p (MT)

120 Cincinnati at San Francisco ..... 1:25p (PT)

121 Chicago at L.A. Chargers ..... 5:20p (PT)

## Monday, October 30

122 Las Vegas at Detroit ..... 8:15p (ET)

## WEEK 9

Open Date: Denver, Detroit, Jacksonville, San Francisco

## Thursday, November 2

123 Tennessee at Pittsburgh ..... 8:15p (ET)

## Sunday, November 5

124 Miami vs. Kansas City (Frankfurt) ..... 3:30p (CET)

125 Minnesota at Atlanta ..... 1:00p (ET)

126 Seattle at Baltimore ..... 1:00p (ET)

127 Arizona at Cleveland ..... 1:00p (ET)

## 128 L.A. Rams at Green Bay ..... 12:00p (CT)

129 Tampa Bay at Houston ..... 12:00p (CT)

130 Washington at New England ..... 1:00p (ET)

131 Chicago at New Orleans ..... 12:00p (CT)

132 Indianapolis at Carolina ..... 4:05p (ET)

133 N.Y. Giants at Las Vegas ..... 1:25p (PT)

134 Dallas at Philadelphia ..... 4:25p (ET)

135 Buffalo at Cincinnati ..... 8:20p (ET)

## Monday, November 6

136 L.A. Chargers at N.Y. Jets ..... 8:15p (ET)

## WEEK 10

Open Date: Kansas City, L.A. Rams, Miami, Philadelphia

## Thursday, November 9

137 Carolina at Chicago ..... 7:15p (CT)

## Sunday, November 12

138 Indianapolis vs. New England (Frankfurt) ..... 3:30p (CET)

139 Cleveland at Baltimore ..... 1:00p (ET)

140 Houston at Cincinnati ..... 1:00p (ET)

141 San Francisco at Jacksonville ..... 1:00p (ET)

142 New Orleans at Minnesota ..... 12:00p (CT)

## 143 Green Bay at Pittsburgh ..... 1:00p (ET)

144 Tennessee at Tampa Bay ..... 1:00p (ET)

145 Atlanta at Arizona ..... 2:05p (MST)

146 Detroit at L.A. Chargers ..... 1:05p (PT)

147 N.Y. Giants at Dallas ..... 3:25p (CT)

148 Washington at Seattle ..... 1:25p (PT)

149 N.Y. Jets at Las Vegas ..... 5:20p (PT)

## Monday, November 13

150 Denver at Buffalo ..... 8:15p (ET)

## WEEK 11

Open Date: Atlanta, Indianapolis, New England, New Orleans

## Thursday, November 16

151 Cincinnati at Baltimore ..... 8:15p (ET)

## Sunday, November 19

152 Dallas at Carolina ..... 1:00p (ET)

153 Pittsburgh at Cleveland ..... 1:00p (ET)

154 Chicago at Detroit ..... 1:00p (ET)

## 155 L.A. Chargers at Green Bay ..... 12:00p (CT)

156 Arizona at Houston ..... 12:00p (CT)

157 Tennessee at Jacksonville ..... 1:00p (ET)

158 Las Vegas at Miami ..... 1:00p (ET)

159 N.Y. Giants at Washington ..... 1:00p (ET)

160 Tampa Bay at San Francisco ..... 1:05p (PT)

161 N.Y. Jets at Buffalo ..... 4:25p (ET)

162 Seattle at L.A. Rams ..... 1:25p (PT)

163 Minnesota at Denver ..... 6:20p (MT)

## Monday, November 20

164 Philadelphia at Kansas City ..... 7:15p (CT)

## WEEK 12

## Thursday, November 23

165 Green Bay at Detroit ..... 12:30 (ET)

166 Washington at Dallas ..... 3:30p (CT)

167 San Francisco at Seattle ..... 5:20p (PT)

## Friday, November 24

168 Miami at N.Y. Jets ..... 3:00p (ET)

## Sunday, November 26

169 New Orleans at Atlanta ..... 1:00p (ET)

170 Pittsburgh at Cincinnati ..... 1:00p (ET)

171 Jacksonville at Houston ..... 12:00p (CT)

172 Tampa Bay at Indianapolis ..... 1:00p (ET)

173 New England at N.Y. Giants ..... 1:00p (ET)

174 Carolina at Tennessee ..... 12:00p (CT)

175 L.A. Rams at Arizona ..... 2:05p (MST)

176 Cleveland at Denver ..... 2:05p (MT)

177 Kansas City at Las Vegas ..... 1:25p (PT)

178 Buffalo at Philadelphia ..... 4:25p (ET)

179 Baltimore at L.A. Chargers ..... 5:20p (PT)

## Monday, November 27

180 Chicago at Minnesota ..... 7:15p (CT)

## WEEK 13

Open Date: Baltimore, Buffalo, Chicago, Las Vegas, Minnesota, N.Y. Giants

## Thursday, November 30

181 Seattle at Dallas ..... 7:15p (CT)

## Sunday, December 3

182 L.A. Chargers at New England ..... 1:00p (ET)

183 Detroit at New Orleans ..... 12:00p (CT)

184 Atlanta at N.Y. Jets ..... 1:00p (ET)

185 Arizona at Pittsburgh ..... 1:00p (ET)

186 Carolina at Tampa Bay ..... 1:00p (ET)

187 Indianapolis at Tennessee ..... 12:00p (CT)

188 Miami at Washington ..... 1:00p (ET)

189 Denver at Houston ..... 3:05p (CT)

190 Cleveland at L.A. Rams ..... 1:25p (PT)

191 San Francisco at Philadelphia ..... 4:25p (ET)

## 192 Kansas City at Green Bay ..... 7:20p (CT)

## Monday, December 4

193 Cincinnati at Jacksonville ..... 8:15p (ET)

## WEEK 14

Open Date: Arizona, Washington

## Thursday, December 7

194 New England at Pittsburgh ..... 8:15p (ET)

## Sunday, December 10

195 Tampa Bay at Atlanta ..... 1:00p (ET)

196 L.A. Rams at Baltimore ..... 1:00p (ET)

197 Detroit at Chicago ..... 12:00p (CT)

198 Indianapolis at Cincinnati ..... 1:00p (ET)

199 Jacksonville at Cleveland ..... 1:00p (ET)

200 Carolina at New Orleans ..... 12:00p (CT)

201 Houston at N.Y. Jets ..... 1:00p (ET)

202 Minnesota at Las Vegas ..... 1:05p (PT)

203 Seattle at San Francisco ..... 1:05p (PT)

204 Buffalo at Kansas City ..... 3:25p (CT)

205 Denver at L.A. Chargers ..... 1:25p (PT)

206 Philadelphia at Dallas ..... 7:20p (CT)

## Monday, December 11

207 Tennessee at Miami ..... 8:15p (ET)

208 Green Bay at N.Y. Giants ..... 8:15p (ET)

## LOMBARDI'S PUPILS

Vince Lombardi hired 11 assistant coaches during his nine years (1959-67) as Packers head coach. Of those assistants, five became NFL head coaches: Bill Austin (Pittsburgh, Washington), Phil Bengtson (Green Bay, \*New England), Jerry Burns (Minnesota), Tom Fears (New Orleans) and Norb Hecker (Atlanta).

\*Interim head coach for five games in 1972



**WEEK 15**

**Thursday, December 14**  
 209 L.A. Chargers at Las Vegas ..... 5:15p (PT)  
**Week 15 Game Pool – Date/Time/Network TBD**  
 210 Atlanta at Carolina ..... TBD  
 211 Minnesota at Cincinnati ..... TBD  
 212 Chicago at Cleveland ..... TBD  
 213 Denver at Detroit ..... TBD  
 214 Pittsburgh at Indianapolis ..... TBD

**Sunday, December 17**  
**215 Tampa Bay at Green Bay . . . . 12:00p (CT)**  
 216 N.Y. Jets at Miami ..... 1:00p (ET)  
 217 N.Y. Giants at New Orleans ..... 12:00p (CT)  
 218 Houston at Tennessee ..... 12:00p (CT)  
 219 San Francisco at Arizona ..... 2:05p (MST)  
 220 Washington at L.A. Rams ..... 1:05p (PT)  
 221 Dallas at Buffalo ..... 4:25p (ET)  
 222 Philadelphia at Seattle ..... 1:25p (PT)  
 223 Baltimore at Jacksonville ..... 8:20p (ET)  
**Monday, December 18**  
 224 Kansas City at New England ..... 8:15p (ET)

**WEEK 16**

**Thursday, December 21**  
 225 New Orleans at L.A. Rams ..... 5:15p (PT)  
**Saturday, December 23**  
 226 Cincinnati at Pittsburgh ..... 4:30p (ET)  
 227 Buffalo at L.A. Chargers ..... 5:00p (PT)  
**Sunday, December 24**  
 228 Indianapolis at Atlanta ..... 1:00p (ET)  
**229 Green Bay at Carolina . . . . . 1:00p (ET)**  
 230 Cleveland at Houston ..... 12:00p (CT)  
 231 Detroit at Minnesota ..... 12:00p (CT)  
 232 Washington at N.Y. Jets ..... 1:00p (ET)  
 233 Seattle at Tennessee ..... 12:00p (CT)  
 234 Jacksonville at Tampa Bay ..... 4:05p (ET)  
 235 Arizona at Chicago ..... 3:25p (CT)  
 236 Dallas at Miami ..... 4:25p (ET)  
 237 New England at Denver ..... 6:15p (MT)  
**Monday, December 25**  
 238 Las Vegas at Kansas City ..... 12:00p (CT)  
 239 N.Y. Giants at Philadelphia ..... 4:30p (ET)  
 240 Baltimore at San Francisco ..... 5:15p (PT)

**WEEK 17**

**Thursday, December 28**  
 241 N.Y. Jets at Cleveland ..... 8:15p (ET)  
**Saturday, December 30**  
 242 Detroit at Dallas ..... 7:15p (CT)  
**Sunday, December 31**  
 243 Miami at Baltimore ..... 1:00p (ET)  
 244 New England at Buffalo ..... 1:00p (ET)  
 245 Atlanta at Chicago ..... 12:00p (CT)  
 246 Tennessee at Houston ..... 12:00p (CT)  
 247 Las Vegas at Indianapolis ..... 1:00p (ET)  
 248 Carolina at Jacksonville ..... 1:00p (ET)  
 249 L.A. Rams at N.Y. Giants ..... 1:00p (ET)  
 250 Arizona at Philadelphia ..... 1:00p (ET)  
 251 New Orleans at Tampa Bay ..... 1:00p (ET)  
 252 San Francisco at Washington ..... 1:00p (ET)  
 253 Pittsburgh at Seattle ..... 1:05p (PT)  
 254 L.A. Chargers at Denver ..... 2:25p (MT)  
 255 Cincinnati at Kansas City ..... 3:25p (CT)  
**256 Green Bay at Minnesota . . . . . 7:20p (CT)**



**POSTSEASON**

Sat., Jan. 13 & Sun., Jan. 14	AFC and NFC Wild Card Playoffs (CBS, ESPN, FOX and NBC)
Sat., Jan. 20 & Sun., Jan. 21	AFC and NFC Divisional Playoffs (CBS, FOX and NBC)
Sun., Jan. 28	AFC and NFC Championship Games (CBS and FOX)
Sun., Feb. 11	Super Bowl LVIII, Allegiant Stadium, Paradise, Nevada (CBS)

**WEEK 18**

**Week 18 Game Pool – Date/Time/Network TBD**  
 257 Seattle at Arizona ..... TBD  
 258 Pittsburgh at Baltimore ..... TBD  
 259 Tampa Bay at Carolina ..... TBD  
 260 Cleveland at Cincinnati ..... TBD  
 261 Minnesota at Detroit ..... TBD  
**262 Chicago at Green Bay . . . . . TBD**  
 263 Houston at Indianapolis ..... TBD  
 264 Kansas City at L.A. Chargers ..... TBD  
 265 Denver at Las Vegas ..... TBD  
 266 Buffalo at Miami ..... TBD  
 267 N.Y. Jets at New England ..... TBD  
 268 Atlanta at New Orleans ..... TBD  
 269 Philadelphia at N.Y. Giants ..... TBD  
 270 L.A. Rams at San Francisco ..... TBD  
 271 Jacksonville at Tennessee ..... TBD  
 272 Dallas at Washington ..... TBD

**NATIONAL TELEVISION**

**REGULAR SEASON – TIMES P.M. (ET)**

Thursday, Sept. 7	Detroit at Kansas City (NBC)	8:20
Sunday, Sept. 10	Dallas at N.Y. Giants (NBC)	8:20
Monday, Sept. 11	Buffalo at N.Y. Jets (ESPN/ABC)	8:15
Thursday, Sept. 14	Minnesota at Philadelphia (Prime Video)	8:15
Sunday, Sept. 17	Miami at New England (NBC)	8:20
Monday, Sept. 18	New Orleans at Carolina (ESPN)	7:15
Monday, Sept. 18	Cleveland at Pittsburgh (ABC)	8:15
Thursday, Sept. 21	N.Y. Giants at San Francisco (Prime Video)	8:15
Sunday, Sept. 24	Pittsburgh at Las Vegas (NBC)	8:20
Monday, Sept. 25	Philadelphia at Tampa Bay (ABC)	7:15
Monday, Sept. 25	L.A. Rams at Cincinnati (ESPN)	8:15
<b>Thursday, Sept. 28</b>	<b>Detroit Green Bay (Prime Video)</b>	<b>8:15</b>
Sunday, Oct. 1	Atlanta vs. Jacksonville in London (ESPN+)	9:30 a.m.
Sunday, Oct. 1	Kansas City at N.Y. Jets (NBC)	8:20
Monday, Oct. 2	Seattle at N.Y. Jets (ESPN)	8:15
Thursday, Oct. 5	Chicago at Washington (Prime Video)	8:15
Sunday, Oct. 8	Jacksonville vs. Buffalo in London (NFLN)	9:30 a.m.
Sunday, Oct. 8	Dallas at San Francisco (NBC)	8:20
<b>Monday, Oct. 9</b>	<b>Green Bay at Las Vegas (ESPN)</b>	<b>8:15</b>
Thursday, Oct. 12	Denver at Kansas City (Prime Video)	8:15
Sunday, Oct. 15	Baltimore vs. Tennessee in London (NFLN)	9:30 a.m.
Sunday, Oct. 15	N.Y. Giants at Buffalo (NBC)	8:20
Monday, Oct. 16	Dallas at L.A. Chargers (ESPN)	8:15
Thursday, Oct. 19	Jacksonville at New Orleans (Prime Video)	8:15
Sunday, Oct. 22	Miami at Philadelphia (NBC)*	8:20
Monday, Oct. 23	San Francisco at Minnesota (ESPN)	8:15
Thursday, Oct. 26	Tampa Bay at Buffalo (Prime Video)	8:15
Sunday, Oct. 29	Chicago at L.A. Chargers (NBC)*	8:20
Monday, Oct. 30	Las Vegas at Pittsburgh (Prime Video)	8:15
Thursday, Nov. 2	Tennessee at Pittsburgh (Prime Video)	8:15
Sunday, Nov. 5	Miami vs. Kansas City in Frankfurt (NFLN)	9:30 a.m.
Sunday, Nov. 5	Buffalo at Cincinnati (NBC)*	8:20
Monday, Nov. 6	L.A. Chargers at N.Y. Jets (ESPN)	8:15
Thursday, Nov. 9	Carolina at Chicago (Prime Video)	8:15
Sunday, Nov. 9	Indianapolis vs. Buffalo in Frankfurt (NFLN)	9:30 a.m.
Monday, Nov. 12	N.Y. Jets at Las Vegas (NBC)*	8:20
Monday, Nov. 13	Denver at Buffalo (ESPN)	8:15
Thursday, Nov. 16	Cincinnati at Baltimore (Prime Video)	8:15
Sunday, Nov. 19	Minnesota at Denver (NBC)*	8:20
Monday, Nov. 20	Philadelphia at Kansas City (ESPN/ABC)	8:15
<b>Thursday, Nov. 23</b>	<b>Green Bay at Detroit on Thanksgiving (FOX)</b>	<b>4:30</b>
Thursday, Nov. 23	Washington at Dallas on Thanksgiving (CBS)	4:30
Thursday, Nov. 23	San Francisco at Seattle on Thanksgiving (NBC)	8:20
Friday, Nov. 24	Miami at N.Y. Jets (Prime Video)	3:00
Sunday, Nov. 26	Baltimore at L.A. Chargers (NBC)*	8:20
Monday, Nov. 27	Chicago at Minnesota (ESPN)	8:15
Thursday, Nov. 30	Seattle at Dallas (Prime Video)	8:15
<b>Sunday, Dec. 3</b>	<b>Kansas City at Green Bay (NBC)*</b>	<b>8:20</b>
Monday, Dec. 4	Cincinnati at Jacksonville (ESPN)	8:15
Thursday, Dec. 7	New England at Pittsburgh (Prime Video)	8:15
Sunday, Dec. 10	Philadelphia at Dallas (NBC)*	8:20
Monday, Dec. 11	Tennessee at Miami (ESPN)	8:15
<b>Monday, Dec. 11</b>	<b>Green Bay at N.Y. Giants (ABC)*</b>	<b>8:15</b>
Thursday, Dec. 14	L.A. Chargers at Las Vegas (Prime Video)	8:15
Saturday, Dec. 16	(Teams TBD) (NFLN)	1:00
Saturday, Dec. 16	(Teams TBD) (NFLN)	4:30
Saturday, Dec. 16	(Teams TBD) (NFLN)	8:15
Sunday, Dec. 17	Baltimore at Jacksonville (NBC)*	8:15
Monday, Dec. 18	Kansas City at New England (ESPN)*	8:20
Thursday, Dec. 21	New Orleans at L.A. Rams (Prime Video)	8:15
Saturday, Dec. 23	Cincinnati at Pittsburgh (NBC)	4:30
Saturday, Dec. 23	Buffalo at L.A. Chargers	8:00
Sunday, Dec. 24	New England at Denver (NFLN)	8:15
Monday, Dec. 25	Las Vegas at Kansas City on Christmas (CBS)	1:00
Monday, Dec. 25	N.Y. Giants at Philadelphia on Christmas (FOX)	4:30
Monday, Dec. 25	Baltimore at San Francisco on Christmas (ABC)	8:15
Thursday, Dec. 28	N.Y. Jets at Cleveland (Prime Video)	8:15
Saturday, Dec. 30	Detroit at Dallas (ESPN/ABC)	8:15
<b>Sunday, Dec. 31</b>	<b>Green Bay at Minnesota (NBC)*</b>	<b>8:20</b>
Saturday, Jan. 6	(Teams TBD) (ESPN/ABC)*	4:30
Saturday, Jan. 6	(Teams TBD) (ESPN/ABC)*	8:15
Sunday, Jan. 7	(Teams TBD) (NBC)*	8:20

\* This season, "flexible scheduling" for Sunday Night Football may be used up to twice between Weeks 5-10, and at the NFL's discretion during Weeks 11-17; for Monday Night Football at the NFL's discretion in Weeks 12-17; for Thursday Night Football it may be used up to twice between Weeks 13-17. During the Flex Scheduling Windows, the games initially scheduled for Sunday Night Football (on NBC), Monday Night Football (on ESPN or ABC) and Thursday Night Football (on Amazon Prime) are tentatively scheduled and subject to change. Only Sunday afternoon games (or those listed as TBD) are eligible to be moved to Sunday night, Monday night or Thursday night, in which case the initially scheduled Sunday/Monday/Thursday night game would be moved to Sunday afternoon. Sunday afternoon games may also be moved between 1:00 p.m. and 4:05 p.m. or 4:25 p.m. ET. As in prior seasons, for Week 18, the final weekend of the season, as in prior seasons, for Week 18, the final weekend of the season, the scheduling of the Saturday, Sunday afternoon, and the Sunday night games is not assigned. The schedule for Week 18 will be announced no later than six days prior to that week's Saturday game (January 6, 2024).

# PACKERS RADIO NETWORK

Wayne Larrivee and Larry McCarren enter their 25th season of broadcasts together across the Packers Radio Network in 2023. Though both are veteran broadcasters, the two were paired for the first time in 1999 to bring the color and excitement of Green Bay Packers football to fans throughout Wisconsin, Upper Michigan and four more-distant states. They surpassed Jim Irwin and Max McGee for the most regular-season and postseason games broadcast for the Packers with 313 at the 2018 season opener against Chicago.

Larrivee, who grew up as a fan of the Packers in his native Lee, Mass., enters his 46th consecutive year broadcasting NFL games, having joined Green Bay's broadcast team after 14 seasons as the radio voice of the Chicago Bears (1985-98) on WGN and WMAQ Radio in Chicago. Earlier, he had done play-by-play of Kansas City Chiefs games for seven years (1978-84) on KCMO Radio in Kansas City. Known for his thorough preparation and his moderated, yet enthusiastic, call of the action, Larrivee's more-recent credits also include play-by-play for Big Ten Conference football and basketball for the Big Ten Network and NCAA basketball for Westwood One.

Highly decorated, the 68-year-old Larrivee was named Illinois Sportscaster of the Year in 1997 and is a seven-time winner of the Silver Dome Award, presented by the Illinois Broadcasters Association, for best radio football play-by-play. He is also a four-time winner of a Midwest Emmy for Chicago Bulls basketball play-by-play. In May 2011, he was honored as Communicator of the Year by the Wisconsin Chapter of the Public Relations Society of America.

A 1977 graduate of Emerson College in Boston, he received the school's Alumni Achievement Award in June 2005 and was inducted into the Emerson College Hall of Fame in June 2018. In 2012, the college appointed him to its alumni association board of directors. Larrivee also has done play-by-play of Chicago Bulls basketball on WGN-TV from 1991-2008, Chicago Cubs baseball, University of Iowa football, Quad Cities (Iowa) Angels minor league baseball, University of Missouri basketball and Kansas City Kings basketball games.

McCarren first joined the team's broadcasts in 1995, working his first four seasons with Irwin and McGee. Inducted into the Packers Hall of Fame in 1992, he also is a favorite among television viewers in northeast Wisconsin. After 27 years, he retired from Green Bay television and joined the Green Bay Packers' digital department as their sports analyst. McCarren has been voted Wisconsin Sportscaster of the Year four times (1994, 1996, 2002, 2007) by the National Sportscasters and Sportswriters Association. In June 2016, McCarren was inducted into the Wisconsin Broadcasters Association Hall of Fame.

An iron man at center for the Packers for 12 seasons (1973-84), McCarren played in 162 consecutive games – the sixth-longest streak in team history – helping him earn the nickname "Rock." He was voted to the Pro Bowl in 1982 and 1983. Earlier, he had been a co-captain at the University of Illinois as both a junior and senior. McCarren, 71, originally is from Park Forest, Ill.

The Game WRNW begins its second season as the flagship station of the Packers Radio Network.

The Packers Radio Network is made up of 51 stations in six states.



McCarren & Larrivee

## WISCONSIN & UPPER MICHIGAN

Market	Call Letters, Frequency
Antigo	WRLO 105.3 FM
Beaver Dam	WBVE 95.3 FM
Clintonville	WJMO 92.3 FM
Eau Claire	WBIZ 100.7 FM
Escanaba (Mich.)	WGLQ 97.1 FM
Fond du Lac	WFON 107.1 FM
Fox Valley	WYDR 94.3 FM
Green Bay	WIXX 101.1 FM
Hayward	WRLS 92.3 FM
Houghton (Mich.)	WCUP 105.7 FM
Iron Mountain (Mich.)	WJNR 101.5 FM
Iron River	WNXR 107.3 FM
Ironwood (Mich.)	WIMI 99.7 FM
Janesville	WJVL 99.9 FM
Kenosha	WRJN 98.1 FM
La Crosse	WKTY 580 AM/96.7 FM
Lancaster	WGLR 97.7 FM
Madison	WIBA 1310 AM/101.5 FM
Manitowoc	WOMT 1240 AM/107.9 FM
Marinette	WLST 95.1 FM
Marquette (Mich.)	WUPZ 94.9 FM
Medford	WKEB 99.3 FM
Milwaukee	WRNW 97.3 FM
Neillsville	WCQN 107.5 FM
Park Falls	WCQM 98.3 FM
Prairie du Chien	WOPC 94.3 FM
Racine	WRJN 1400 AM/99.9 FM
Reedsburg/Baraboo	WBOO 102.9 FM
Rhineland	WCYE 93.7 FM
Rice Lake	WJMC 96.1 FM
Richland Center	WRCO 100.9 FM
River Falls	WEVR 1550 AM/106.3 FM
Sheboygan	WHBL 1330 AM
Sparta	WCOW 97.1 FM
Stevens Point	WSAU 99.9 FM
Superior	WDSM 710 AM
Waupaca	WDUX 92.7 FM
Wausau	WSAU 550 AM/95.1 FM
Wautoma	WAUH 102.3 FM
Whitehall	WHTL 102.3 FM

## OTHER OUT-OF-STATE STATIONS

Market	Call Letters, Frequency
Moline (Ill.)	WFKN 1230 AM
Pine City (Minn.)	WCMP 1350 AM
Bismarck (N.D.)	BKMR 710 AM
Emerado (N.D.)	KQYZ 98.5 FM
Sioux Falls (S.D.)	KSOU 102.3 FM



MAP IS NOT DRAWN TO SCALE AND IS SUBJECT TO CHANGE WITHOUT NOTICE

# PACKERS TV NETWORK

The Green Bay Packers and TODAY'S TMJ4 (WTMJ-TV) in Milwaukee and NBC 26 (WGBA-TV) in Green Bay lead the Packers Television Network, providing year-round Packers programming, in addition to preseason games, to fans throughout Wisconsin and the Midwest.

The broadcast package includes:

- Flagshipped by Milwaukee's WTMJ-TV and in conjunction with WGBA-TV in Green Bay, Packers preseason games are televised over a 22-station network throughout the state of Wisconsin, Upper Michigan and northeastern Minnesota, Peoria in Illinois, Cedar Rapids-Waterloo, Davenport and Des Moines in Iowa, Omaha in Nebraska, St. Louis in Missouri, Bismarck, Fargo and Minot in North Dakota, Sioux Falls in South Dakota and Anchorage, Fairbanks and Juneau in Alaska.
- All preseason games will be broadcast on TELEMUNDO.
- A top-notch broadcast team that includes CBS's Kevin Harlan calling the play-by-play with former Packers fullback John Kuhn providing the analysis.
- *Total Packers with Matt LaFleur* and *Packers Live* – two 30-minute shows for 17 weeks plus postseason.

In addition to flagship station WTMJ-TV and WGBA-TV, the games are televised over the following stations:

WQOW/ABC	.....	Eau Claire, Wis.
WGBA/NBC	.....	Green Bay, Wis.
WXOW/ABC	.....	La Crosse, Wis.
WKOW/ABC	.....	Madison, Wis.
WTMJ/NBC	.....	Milwaukee, Wis.
WAOW/ABC	.....	Wausau, Wis.
KQDS/FOX	.....	Duluth, Minn./Superior, Wis.
WLUC-NBC/FOX UP	.....	Escanaba/Marquette, Mich.
WMBD/CBS	.....	Peoria/Bloomington, Ill.
KCCI/CBS	.....	Des Moines, Iowa
WHBF/CBS	.....	Davenport, Iowa
KWWL/NBC	.....	Cedar Rapids/Waterloo, Iowa
KTVI/FOX	.....	St. Louis, Mo.
KETV/ABC	.....	Omaha, Neb.
KNDB/BEK	.....	Bismarck, N.D.
KRDK/BEK	.....	Fargo, N.D.
KNDM/BEK	.....	Minot, N.D.
KDLT/NBC	.....	Sioux Falls, S.D.
KYUR/ABC	.....	Anchorage, Alaska
KATN/ABC	.....	Fairbanks, Alaska
KJUD/ABC	.....	Juneau, Alaska
TELEMUNDO	.....	Wisconsin

## PRESEASON BROADCAST TEAM



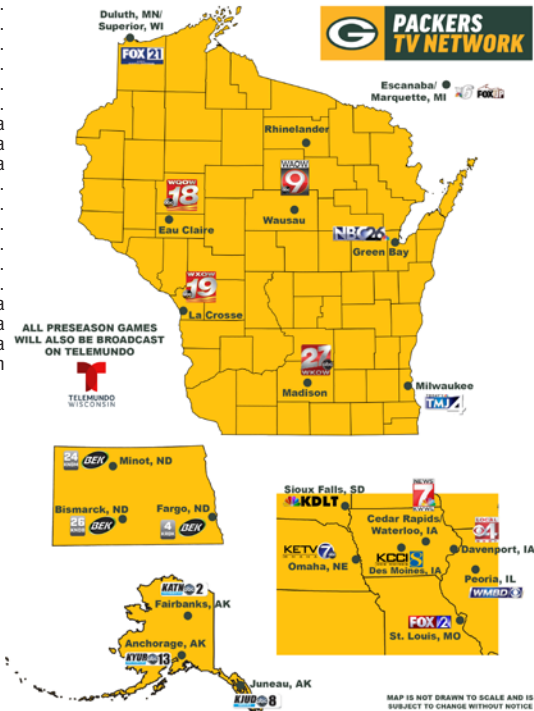
### KEVIN HARLAN Play-by-play announcer

Has called regular-season games for CBS Sports since 1998 after four years with FOX (1994-97), and is regarded as one of the finest at his trade in the country. Provides play-by-play for *Monday Night Football* games on Westwood One. A veteran broadcaster, also "voices" NCAA Tournament basketball games for CBS and TNT, as well as NBA games for TNT. Owns a unique perspective on Packers football, having been raised in Green Bay.



### JOHN KUHN Color analyst

An All-Pro fullback who played nine seasons (2007-15) in Green Bay and was a key member of teams that won Super Bowl XLV and five division titles. Enters his second year in the Packers' preseason television booth. Began his career with the Pittsburgh Steelers and was claimed off waivers by Green Bay in 2007, where he went on to earn three Pro Bowl selections. York, Pa., native began as a sideline reporter for the Packers TV Network in 2019 and also contributes as the sideline reporter for the Packers Radio Network. Hosts a radio show on the Packers' flagship station, WRNW-FM.



PACKERS TV NETWORK

COMMUNITY

ADMIN. & COACHES

VETERANS

DRAFT & FREE AGENTS

2022 REVIEW

RECORDS & HISTORY

LAMBEAU FIELD

TV NETWORK

## BIOGRAPHY INDEX

<p>Adderley, Herb ..... 474</p> <p>Alexander, Jaire ..... 83</p> <p>Allen, Austin ..... 237</p> <p>Bakhtiari, David..... 87</p> <p>Ball, Russ ..... 18</p> <p>Ballentine, Corey ..... 91</p> <p>Baniel, Paul ..... 19</p> <p>Banks, Keshawn ..... 237</p> <p>Barry, Joe ..... 33</p> <p>Batty, Gordon "Red" ..... 67</p> <p>Benuska, Luke ..... 64</p> <p>Benzel, Craig ..... 20</p> <p>Bisaccia, Rich ..... 31</p> <p>Bonds, Jadakis ..... 238</p> <p>Brooks, Karl ..... 224</p> <p>Butkus, Luke ..... 43</p> <p>Butler, LeRoy ..... 476</p> <p>Campbell, DeVondre ..... 94</p> <p>Canadeo, Tony ..... 473</p> <p>Carlson, Anders..... 226</p> <p>Carpenter, Tariq ..... 98</p> <p>Carr, Chris ..... 68</p> <p>Clark, Kenny ..... 100</p> <p>Clements, Tom ..... 45</p> <p>Clifford, Sean ..... 220</p> <p>Cotton, Jeff ..... 238</p> <p>Cox Jr., Brenton ..... 239</p> <p>Davis, Tyler ..... 105</p> <p>Davis, Wendel ..... 58</p> <p>Davis, Willie ..... 474</p> <p>Deguara, Josiah ..... 107</p> <p>Delance, Jean ..... 239</p> <p>Dillon, AJ ..... 110</p> <p>Dillon, Bobby..... 476</p> <p>Doubs, Romeo ..... 114</p> <p>Douglas, Rasul ..... 116</p> <p>Dow, Gabrielle ..... 21</p> <p>Downard, Ryan ..... 47</p> <p>DuBoise, Grant ..... 234</p> <p>Dunn, John ..... 48</p> <p>Enagbare, Kingsley ..... 120</p> <p>Engel, Bryan ..... 68</p> <p>Etling, Danny ..... 240</p> <p>Favre, Brett ..... 475</p> <p>Filiaga, Chuck ..... 240</p> <p>Ford, Jonathan ..... 241</p> <p>Ford, Rudy ..... 122</p>	<p>Ford, Tyrell ..... 241</p> <p>Franklin, Darryl ..... 69</p> <p>Gaines, Chris ..... 64</p> <p>Gaines, Innis ..... 125</p> <p>Garvin, Jonathan ..... 127</p> <p>Gary, Rashan ..... 129</p> <p>Gissendanner, Lee ..... 63</p> <p>Gizzi, Chris ..... 25</p> <p>Golpashin, Ramsen ..... 58</p> <p>Goodson, Tyler ..... 242</p> <p>Gregg, Forrest ..... 473</p> <p>Grosso, Rob ..... 59</p> <p>Gutekunst, Brian ..... 16</p> <p>Halbach, Mike ..... 70</p> <p>Hamilton, La'Darius ..... 242</p> <p>Hanson, Jake ..... 133</p> <p>Hatcher, Broughton ..... 243</p> <p>Heath, Malik ..... 243</p> <p>Hendrickson, Miit ..... 24</p> <p>Herber, Arnie ..... 473</p> <p>Hinkle, Clarke ..... 472</p> <p>Hollins, Justin ..... 135</p> <p>Hood, Justin ..... 59</p> <p>Hooper, William ..... 243</p> <p>Horning, Paul ..... 474</p> <p>Hubbard, Cal ..... 472</p> <p>Hueber, Joe ..... 65</p> <p>Hutson, Don ..... 502</p> <p>Jackson, Thadeus ..... 61</p> <p>Jean-Charles, Shemar ..... 138</p> <p>Jenkins, Elgton ..... 140</p> <p>Johnson Jr., Anthony ..... 232</p> <p>Jones, Aaron ..... 143</p> <p>Jones, Caleb ..... 244</p> <p>Jordan, Henry ..... 475</p> <p>Kirby, Chris ..... 71</p> <p>Klein, Matt ..... 71</p> <p>Korzun, Adam ..... 69</p> <p>Kraft, Tucker ..... 216</p> <p>Kramer, Jerry ..... 476</p> <p>LaFlour, Matt ..... 28</p> <p>Lambeau, Curly ..... 501</p> <p>Leaviit, Dallin ..... 149</p> <p>Ledvina, Nicole ..... 22</p> <p>Lester, Tim ..... 57</p> <p>Lewis, Jason ..... 244</p> <p>Lewis, Connor ..... 49</p>	<p>Linton, Sean ..... 65</p> <p>Lofton, James ..... 475</p> <p>Lombardi, Vince ..... 503</p> <p>Lovat, Mark ..... 61</p> <p>Love, Jordan ..... 152</p> <p>Mahaffey, Ryan ..... 50</p> <p>Malaspina, Matt ..... 25</p> <p>Marohl, Melanie ..... 72</p> <p>McDonald, Camren ..... 245</p> <p>McDuffie, Isaiah ..... 155</p> <p>McKillop, Joe ..... 70</p> <p>McNally, Johnny (Blood) ..... 472</p> <p>Melton, Bo ..... 245</p> <p>Michalske, Mike ..... 473</p> <p>Mock, Danny ..... 67</p> <p>Montgomery, Jerry ..... 38</p> <p>Moore, Patrick ..... 63</p> <p>Moore, Tarvarius ..... 157</p> <p>Moutrie, Antonio ..... 246</p> <p>Murphy, Mark ..... 12</p> <p>Musgrave, Luke ..... 212</p> <p>Myers, Josh ..... 160</p> <p>Newman, Royce ..... 162</p> <p>Nichols, Lew ..... 230</p> <p>Nijman, Yosh ..... 164</p> <p>Nitschke, Ray ..... 474</p> <p>Nixon, Keisean ..... 166</p> <p>Nuthals, Linda ..... 72</p> <p>O'Donnell, Pat ..... 169</p> <p>Odom, Quinshon ..... 60</p> <p>Odumegwu, Kenneth ..... 246</p> <p>Olivadotti, Kirk ..... 51</p> <p>Orzech, Matt ..... 172</p> <p>Owen, Mike ..... 65</p> <p>Owens, Jonathan ..... 174</p> <p>Pearson, Henry ..... 246</p> <p>Phillips Jr., Jimmy ..... 247</p> <p>Policy, Ed ..... 15</p> <p>Rebrovich, Jason ..... 53</p> <p>Reed, Jayden ..... 214</p> <p>Rhyang, Sean ..... 247</p> <p>Ringo, Jim ..... 474</p> <p>Robinson, Dave ..... 475</p> <p>Ross, Brandian ..... 66</p> <p>Ruegamer, Grey ..... 73</p> <p>Runyan, Jon ..... 177</p> <p>Sapp III, Benny ..... 248</p>	<p>Savage, Darnell ..... 179</p> <p>Scaife, DJ ..... 248</p> <p>Schuldes, Sherry ..... 73</p> <p>Seale, Sam ..... 26</p> <p>Sirmans, Ben ..... 54</p> <p>Slaton, T.J. .... 182</p> <p>Slayton, Chris ..... 249</p> <p>Smith, Preston ..... 184</p> <p>Starr, Bart ..... 474</p> <p>Stenavich, Adam ..... 36</p> <p>Stokes, Eric ..... 189</p> <p>Storer, Byron ..... 56</p> <p>Sullivan, Jon-Eric ..... 24</p> <p>Taylor, Jim ..... 473</p> <p>Taylor, Patrick ..... 191</p> <p>Telfort, Kadeem ..... 249</p> <p>Tenuta, Luke ..... 250</p> <p>Thiesen, Brett ..... 66</p> <p>Thomas, Kiondre ..... 250</p> <p>Thorne, Grant ..... 62</p> <p>Tom, Zach ..... 194</p> <p>Toure, Samori ..... 196</p> <p>Valentine, Carrington ..... 228</p> <p>Van Ness, Lukas ..... 210</p> <p>Vrable, Jason ..... 40</p> <p>Wahlers, Jason ..... 23</p> <p>Walker, Quay ..... 198</p> <p>Walker, Rasheed ..... 251</p> <p>Watson, Christian ..... 200</p> <p>Watts, Duce ..... 251</p> <p>Whelan, Daniel ..... 252</p> <p>White, Reggie ..... 475</p> <p>Wicks, Daytonvion ..... 222</p> <p>Wilber, Kyle ..... 60</p> <p>Wilson, Emanuel ..... 252</p> <p>Wilson, Eric ..... 203</p> <p>Williams, Greg ..... 42</p> <p>Williams, Richmond ..... 26</p> <p>Wojciechowski, John ..... 25</p> <p>Wolf, Ron ..... 475</p> <p>Wood, Willie ..... 474</p> <p>Wooden, Colby ..... 218</p> <p>Woodson, Charles ..... 476</p> <p>Wyatt, Devonte ..... 207</p>
---	--	---	---

## DETAILED MEDIA-GUIDE INDEX

<p>10-year stretch, home W-L records, best ..... 19</p> <p>100-catch seasons, all-time ..... 332</p> <p>100-yard receiving games, all-time ..... 333</p> <p>100-yard rushers, multiple, same game ..... 55</p> <p>100-yard rushing games, all-time ..... 333</p> <p>1,000-yard receivers, all-time ..... 332</p> <p>1,000-yard rushers, all-time ..... 330</p> <p>13 times world champions ..... 435</p> <p>14 times world champions? ..... 494</p> <p>1919 Kitchen &amp; Tap ..... 569</p> <p>1919 Packers roster ..... 161</p> <p>1920 Packers roster ..... 93</p> <p>1936 championship team photo ..... 446</p> <p>1961 NFL title, President Kennedy ..... 57</p> <p>1st-round breakdowns, all-time, draft ..... 211</p> <p>1st-round picks, trades involving ..... 552</p> <p>2022 review</p> <p>    Attendance ..... 258</p> <p>    Game summaries ..... 262</p> <p>    Opening-day roster ..... 258</p> <p>    Participation, player ..... 261</p> <p>    Results, 2022 ..... 258</p> <p>    Season summary ..... 258</p> <p>    Standings, NFL ..... 281</p> <p>    Statistics, individual defense ..... 260</p> <p>    Statistics, individual offense ..... 259</p> <p>    Statistics, individual special teams ..... 260</p> <p>    Transactions ..... 279</p> <p>2023 draft choices ..... 210</p> <p>2-point conversions, all-time ..... 283</p> <p>300-yard net passing efforts ..... 307</p> <p>300-yard passing games, all-time ..... 335</p>	<p>4 rounds, first, most draft selections ..... 227</p> <p>4,000-yard passers, all-time ..... 331</p> <p>50th anniversary team, Packers ..... 305</p> <p>7-round era, draft, most selections, NFL ..... 223</p>	<p style="text-align: center;"><b>A</b></p> <p>Abbreviations, NFL All-Pro history ..... 478</p> <p>Abbreviations, opponent, used in guide ..... 307</p> <p>Abbreviations, stadium ..... 19</p> <p>Acme Packing Company ..... 488</p> <p>Active home tenures, pro sports ..... 561</p> <p>Adderley, Herb, biography ..... 474</p> <p>Address ..... 2</p> <p>After the bye, W-L records, 1990-2022 ..... 126</p> <p>Airplane, Packers first to use ..... 137</p> <p>Alexander, Jaire ..... 83</p> <p>All-Century team, <i>Press-Gazette</i> ..... 205</p> <p>All-NFC selections ..... 479</p> <p>All-Pro abbreviations ..... 478</p> <p>All-Pro &amp; Pro Bowl starter ..... 89</p> <p>All-Pro selections, all-time ..... 478</p> <p>All-Pros, consensus ..... 480</p> <p>All-Rookie Team, <i>PFW/PFWA</i>, all-time ..... 480</p> <p>All-time record, W-L ..... 5</p> <p>All-time teams</p> <p>    1946 ..... 115</p> <p>    1957 ..... 115</p> <p>    1969 ..... 305</p> <p>    1976 ..... 495</p> <p>Allen, Austin ..... 237</p> <p>Alphabetical roster</p> <p>    2023 ..... 254</p>	<p>All-time ..... 510</p> <p>Amenities upgrades, Lambeau Field ..... 559</p> <p>Annual statistical leaders ..... 320</p> <p>    Field goals made ..... 321</p> <p>    Interceptions ..... 324</p> <p>    Kickoff returns ..... 326</p> <p>    Passing ..... 323</p> <p>    Punt returns ..... 326</p> <p>    Punting ..... 325</p> <p>    Receptions, overall ..... 323</p> <p>    Receptions by TE ..... 324</p> <p>    Rushing yards ..... 322</p> <p>    Sacks ..... 327</p> <p>    Scoring ..... 320</p> <p>    Total tackles ..... 327</p> <p>    Touchdowns ..... 320</p> <p>Annual team statistics</p> <p>    Defense ..... 329</p> <p>    Offense ..... 328</p> <p>Architect, original, Lambeau Field ..... 562</p> <p>Arizona, Packers training in ..... 101</p> <p>Arlington, University of Texas at ..... 101</p> <p>Assistant coaches, all-time ..... 508</p> <p><i>Associated Press</i> All-Pro &amp; Pro Bowl starter ..... 89</p> <p>Attendance, 2022 ..... 258</p> <p>Attendance records ..... 565</p> <p>Atrium, Lambeau Field ..... 568</p> <p>Autry, Alan ..... 44</p> <p>Awards and honors ..... 478</p> <p>Away-game crowds, largest ..... 565</p> <p>Way games, Packers first to fly ..... 137</p>
--	---	--	--



**B**

Bakhtiari, David ..... 87  
 Ball, Russ ..... 18  
 Ballentine, Corey ..... 91  
 Baniel, Paul ..... 19  
 Banks, Keshawn ..... 237  
 Barry, Joe ..... 33  
 Batty, Gordon "Red" ..... 67  
 Bears, Chicago, loan from Packers ..... 300  
 Before radio ..... 493  
 Bell, Bert ..... 505  
 Bellevue Park ..... 566  
 Bengtson Period, The ..... 490  
 Benuska, Luke ..... 64  
 Benzel, Craig ..... 20  
 Best divisional/overall records, since 2002 ..... 121  
 Best turnover margins, Packers history ..... 308  
 Bikes, riding to practice ..... 90  
 Birth of a team and a legend ..... 488  
 Bisaccia, Rich ..... 31  
 Blackburn Takes Over ..... 490  
 Blindness, Dillon and Comp ..... 314  
 Block, Ed, Courage Award ..... 64  
 Blood, Johnny, name origin ..... 291  
 Blood, Johnny (McNally), biography ..... 472  
 Board of directors ..... 27  
 Bonds, Jadakis ..... 238  
 Bonus choice, 1947-58 ..... 231  
 Borcherdt Field ..... 567  
 Bowl, Lambeau Field ..... 562  
 Braisher, Dad, Packers "G" ..... 21  
 Brand, The Green Bay Packers ..... 170  
 Bridges named after Packers ..... 15  
 Broadcast partners ..... 577  
 Brooks, Karl ..... 224  
 Built, how the Packers were ..... 256  
 Butkus, Luke ..... 43  
 Butler, LeRoy, biography ..... 476  
 Butler, LeRoy, Lambeau Leap ..... 197  
 Bye, after the, W-L records, since 1990 ..... 126

**C**

Calhoun, George ..... 488  
 Campbell, DeVondre ..... 94  
 Canadeo, Tony, biography ..... 473  
 Capacity, Lambeau Field ..... 558  
 Career leaders, all-time franchise  
     Passing ..... 336  
     Receiving ..... 336  
     Rushing yards ..... 336  
 Carlson, Anders ..... 226  
 Carpenter, Tariq ..... 98  
 Carr, Chris ..... 68  
 Carr, Joe ..... 505  
 Carried off the field, coaches ..... 312  
 Central, NFC, all-time vs. .... 434  
 Central, NFC, composite standings ..... 108  
 Century teams, *Press-Gazette* ..... 205  
 Challenges, instant replay, since 1999 ..... 165  
 Champions, defending, Packers vs. .... 62  
 Championships, NFL, seasons ..... 5  
 Championships, world, most ..... 435  
 Cheerleaders, Packers ..... 117  
 Chesney, Kenny, concert ..... 570  
 Chronology, Packers franchise ..... 494  
 City Stadium (old) ..... 566  
 Clair, John and J. Emmett ..... 488  
 Clark, Kenny ..... 100  
 Clements, Tom ..... 45  
 Clifford, Sean ..... 220  
 Clinging dates, Packers ..... 301  
 Coach debuts, Packers history ..... 70  
 Coach of the Year, NFL ..... 480  
 Coaches, assistant, all-time ..... 508  
 Coaches, former, vs. Packers ..... 507  
 Coaches, head, all-time ..... 507  
 Coaches carried off the field ..... 312  
 Coaches under Lombardi ..... 574  
 Cold weather, home playoff games ..... 452  
 Coldest home games recorded ..... 280  
 College, draft choices by ..... 229

College, players by ..... 81  
 College All-Star Game, Packers in ..... 235  
 College national champion, players drafted ..... 208  
 College players, illegal use of ..... 506  
 Colleges who've produced most Packers ..... 8  
 Colors, team ..... 51  
 Combinations, TD passes, Packers ..... 302  
 Communications department ..... 584  
 Community, Packers in ..... 7  
 Community events, Atrium ..... 569  
 Comp, liv, limited vision ..... 314  
 Compensatory draft choices, all-time ..... 217  
 Compensatory system, most picks ..... 213  
 Compensatory system, NFL Draft, explained ..... 213  
 Consecutive seasons leading team, tackles ..... 206  
 Consecutive wins, playoffs, over one team ..... 469  
 Consensus All-Pro ..... 480  
 Construction, original, Lambeau Field ..... 562  
 Cost, Lambeau Field  
     Expansion and renovation, 2011-15 ..... 560  
     Original ..... 562  
     Redevelopment, 2000-03 ..... 559  
 Cotton, Jeff ..... 238  
 Coverage tackles, most in a season ..... 99  
 Cox Jr., Brenton ..... 239  
 Credits, media guide ..... 5

**D**

Dalton, Maurice ..... 175  
 Dates, clinching, Packers ..... 301  
 Davis, Tyler ..... 105  
 Davis, Wendell ..... 58  
 Davis, Willie, biography ..... 474  
 Debuts, head coaches, Packers ..... 70  
 Decade, Packers by ..... 434  
 December, warmest home games ..... 173  
 December/January, Packers in, since 2000 ..... 130  
 Dedication date, Lambeau Field ..... 558  
 Defeat, largest margins of ..... 434  
 Defending world champs, Packers vs. .... 62  
 Defense, NFL rankings, all-time ..... 313  
 Defensive backs, limited vision ..... 314  
 Defensive MVP, NFL ..... 480  
 Defensive scores, 1950-2022 ..... 195  
 Defunct teams, Packers vs. .... 140  
 Deguara, Josiah ..... 307  
 Delance, Jean ..... 239  
 Developmental squad, first ..... 549  
 Devine, Dan, minicamp origin ..... 101  
 Devine Days, The ..... 490  
 Dillon, AJ ..... 110  
 Dillon, Bobby, limited vision ..... 314  
 Dillon, staff ..... 2  
 Disabled seating, Lambeau Field ..... 559  
 Division-clinching dates, Packers ..... 301  
 Division titles, most, since 1995 ..... 159  
 Division titles, seasons, Packers history ..... 5  
 Division record, best, since 2002 ..... 121  
 Dolle Gray, imposter, 1923 ..... 111  
 Doubts, Romeo ..... 116  
 Douglas, Rasul ..... 114  
 Dow, Gabrielle ..... 21  
 Downard, Ryan ..... 47  
 Draft  
     All-time selections ..... 533  
     Bonus choice, NFL, 1947-58 ..... 231  
     Choices, 2023 ..... 210  
     College, choices by ..... 229  
     Compensatory choices, all-time ..... 217  
     Compensatory system, NFL ..... 213  
     First-round breakdowns ..... 211  
     Lowest-selected Pro Bowlers ..... 219  
     School, choices by ..... 229  
     Selections, all-time ..... 533  
     Selections, compensatory, all-time ..... 217  
     Selections, compensatory, most ..... 213  
     Selections, first four rounds, most ..... 227  
     Selections, first-round, all-time ..... 236  
     Selections from national champion ..... 208  
     Selections, seven-round era, most, NFL ..... 223  
     Trades involving first-round picks ..... 552  
     Undrafted Pro Bowlers ..... 219

Draft choices, 2023 ..... 210  
 DuBose, Grant ..... 234  
 Dumont television, Packers on ..... 482  
 Dunn, John ..... 48

**E**

Eateries, Atrium ..... 569  
 Economic impact, Packers on community ..... 32  
 Ed Block Courage Award ..... 64  
 Emblem history ..... 41  
 Enagbare, Kingsley ..... 120  
 Ending season on a high note ..... 299  
 Engel, Bryan ..... 68  
 ESPN, Packers on ..... 482  
 Eiting, Danny ..... 240  
 Events, Atrium ..... 569  
 Events that led to Packers' birth ..... 488  
 Executive Committee ..... 27  
 Expansions, Lambeau Field ..... 561  
 Experience, rookies vs. first-year players ..... 233  
 Extinct teams, Packers vs. .... 340  
 Eyes, Dillon and Comp ..... 314

**F**

Facade, names on ..... 142  
 Fan who sued team, 1934 ..... 506  
 Favre, Brett, biography ..... 475  
 Fenway Park ..... 561  
 Field, Lambeau, surface ..... 132  
 Field goals, game-winning ..... 285  
 Filiaga, Chuck ..... 240  
 Financial history ..... 505  
 Financial ups and downs, notable, 1919-57 ..... 506  
 Financing, Lambeau Field  
     Expansion and renovation, 2011-15 ..... 560  
     Original ..... 562  
     Redevelopment, 2000-03 ..... 559  
 Fingertip information ..... 5  
 First game ..... 193  
 First quarterbacks ..... 49  
 First-round breakdowns, all-time, draft ..... 211  
 First-round picks, all-time ..... 236  
 First-round picks, by position ..... 211  
 First-round picks, by school ..... 211  
 First-round picks, trades involving ..... 552  
 Firsts ..... 193  
 First-year players vs. rookies, difference ..... 233  
 Flagship radio station ..... 35  
 Fledgling legend receives its name ..... 315  
 Fly, Packers first to ..... 137  
 Ford, Jonathan ..... 241  
 Ford, Rudy ..... 122  
 Ford, Tyrell ..... 241  
 Former Green Bay coaches vs. Packers ..... 507  
 Former teams, Packers vs. .... 340  
 Founders ..... 5  
 Fourteen times world champions? ..... 494  
 Franchise fee ..... 192  
 Franchise players, all-time ..... 556  
 Franklin, Darryl ..... 69  
 Free agents signed/lost ..... 556  
 Front office ..... 74  
 Frozen Tundra Hockey ..... 570  
 Fullback is the position ..... 79

**G**

"G" logo, Packers helmet ..... 21  
 Gaines, Chris ..... 64  
 Gaines, Innis ..... 125  
 Game summaries, 2022 ..... 262  
 Game summaries, playoffs ..... 447  
 Game-winning field goals ..... 285  
 Garvin, Jonathan ..... 127  
 Gary, Rashan ..... 129  
 General managers, all-time ..... 17  
 Gissendaner, Lee ..... 63  
 Giveaway-takeaway ratios, Packers history ..... 308  
 Gizzi, Chris ..... 35  
 Golpashin, Ramsen ..... 58  
 Goodson, Tyler ..... 242  
 Gosselin special teams rankings ..... 151  
 Graess, Henry ..... 505

Gray, Dollie, imposter, 1923 ..... 111

Green Bay, City of  
 Information ..... 5  
 Streets named after Packers ..... 15

Green Bay, USS ..... 75

Gregg, Forrest, biography ..... 473

Gregg Era, The ..... 490

Grosso, Rob ..... 59

Gustafson, Dick, bowl origin ..... 562

Gutekunst, Brian ..... 16

**H**

Hagemeister Park ..... 565

Halas, George, loan from Packers ..... 300

Halbach, Mike ..... 70

Hall of Fame, Green Bay Packers  
 Inductees, all-time ..... 477  
 New location, Atrium ..... 568  
 Origin ..... 476

Hall of Fame, Pro Football  
 Members, by franchise ..... 472  
 Names on facade, Lambeau Field ..... 142  
 Packers in ..... 472

Hallowed ground, Lambeau Field ..... 558

Hamilton, LaDarius ..... 242

Hanson, Jake ..... 133

Harlan, Kevin ..... 577

Hatcher, Broughton ..... 243

Head coaches  
 All-time, by wins ..... 507  
 Carried off the field ..... 312  
 Debuts, Packers history ..... 70

Heath, Malik ..... 243

Heating system, Lambeau Field ..... 558

Heisman Trophy, Packers who've won ..... 171

Hendrickson, Mitt ..... 24

Herber, Arnie, biography ..... 473

Herber to Hutson, did you know ..... 303

Hinkle, Clarke, biography ..... 472

Historical biographies  
 Hutson, Don ..... 502  
 Lambeau, Curly ..... 501  
 Lombardi, Vince ..... 503

Hockey, Frozen Tundra  
 Hoeffel, Joseph Merrill ..... 175  
 Hollins, Justin ..... 135

Hollywood, Packers in ..... 44

Holmgren, Super Bowl speech ..... 439

Holmgren Era, The ..... 490

Home W-L records  
 10-year stretch, best ..... 19  
 By opponent, Lambeau Field, all-time ..... 321  
 Playoffs, NFL, all-time ..... 454

Honors and awards ..... 478

Hood, Justin ..... 59

Hooper, William ..... 243

Hornung, Paul, biography ..... 474

Hotlines, fan ..... 2

Hottest Packers games ..... 173

How the Packers were built ..... 256

Hubbard, Cal, biography ..... 472

Hueber, Joe ..... 65

Hutson, Don  
 Arnie Herber and ..... 303  
 Biography ..... 502  
 Hutson Period, The ..... 489

**I**

Ice Bowl, The ..... 449

Illegal college players, use of ..... 506

Imposter, 1923 ..... 111

*In the Heat of the Night* ..... 44

Index, biographical ..... 578

Infante Signs On ..... 490

Instant-replay challenges, since 1999 ..... 165

Insurance, rain ..... 489

Interception returns, longest ..... 206

Interception returns, Super Bowl ..... 443

Internet sites, official ..... 2

Iron Man Era ..... 489

Iron Man Era Team ..... 495

**J**

Jackson, Thaddeus ..... 61

Jean-Charles, Shemar ..... 138

Jenkins, Elgton ..... 140

Jerseys retired ..... 505

Joannes, Lee ..... 505

Joel, Billy, concert ..... 570

Johnson Jr., Anthony ..... 232

Jones, Aaron ..... 143

Jones, Caleb ..... 244

Jonet, Frank ..... 505

Jordan, Henry, biography ..... 475

**K**

Kennedy, President, 1961 NFL title ..... 57

Key, opponent abbreviations, media guide ..... 307

Kirby, Chris ..... 71

Klein, Matt ..... 71

Kliebhan, Adolph ..... 49

Korzun, Adam ..... 69

Kraft, Tucker ..... 216

Kramer, Jerry, biography ..... 475

**L**

LaFleur, Matt ..... 28

LaFleur Era, The ..... 492

Lambeau, Curly, biography ..... 501

Lambeau, death, stadium renamed ..... 315

Lambeau Field  
 1919 Kitchen & Tap ..... 569  
 Atrium ..... 568  
 Attendance records ..... 565  
 Bowl ..... 562  
 Coldest games ..... 280  
 Community events, Atrium ..... 569  
 Construction, original ..... 562  
 Cost, expansion/renovation, 2011-15 ..... 559  
 Cost, original ..... 558  
 Cost, redevelopment, 2000-03 ..... 559  
 Dedication date ..... 558  
 Disabled seating ..... 559  
 Expansions ..... 561  
 Financing, expansion/renovation, 2011-15 ..... 560  
 Financing, original ..... 562  
 Financing, redevelopment, 2000-03 ..... 559  
 Frozen Tundra Hockey ..... 570  
 Hall of Fame, Packers ..... 568  
 Hallowed ground ..... 558  
 Hockey, Frozen Tundra ..... 570  
 Longest active home tenures ..... 561  
 Longest occupied stadiums ..... 560  
 LZ Lambeau ..... 570

Memorable games ..... 564

Names on facade ..... 142

Original construction ..... 562

Owner ..... 558

Packers' all-time record ..... 558

Packers Hall of Fame ..... 568

Private boxes ..... 559

Pro Shop ..... 569

Project Play 60 ..... 569

Records ..... 316

Renamed, 1965 ..... 315

Ring of Honor ..... 142

Seating diagram ..... 563

Snow-shoveling tradition ..... 176

Special events ..... 569

Surface info ..... 558

Ticket prices ..... 563

Ticket upgrades ..... 563

Tickets, waiting list ..... 564

Titelton, development ..... 571

Tours ..... 568

Twin flags ..... 113

Upgrades ..... 559

Weather, coldest games ..... 280

Weather by playoff game ..... 452

Weddings ..... 569

W-L record, by opponent ..... 311

Lambeau Leap, origin of ..... 197

Landmark Packers games ..... 322

Larriev, Wayne ..... 576

Last time  
 Draft ..... 211  
 On-field accomplishments ..... 317

Leaders, annual team  
 Field goals made ..... 321  
 Interceptions ..... 324  
 Kickoff returns ..... 326  
 Passing ..... 323  
 Punt returns ..... 326  
 Punting ..... 325  
 Receptions, overall ..... 323  
 Receptions by TE ..... 324  
 Rushing yards ..... 322  
 Sacks ..... 327  
 Scoring ..... 320  
 Tackles ..... 327  
 Touchdowns ..... 320

Leaders, career, all-time franchise  
 Passing ..... 336  
 Receiving ..... 336  
 Rushing yards ..... 336

Leap, Lambeau, origin of ..... 197

Leavitt, Dallin ..... 149

Ledvina, Nicole ..... 22

Left-footed punters, Packers ..... 171

Lester, Tim ..... 57

Lewan, Jason ..... 244

Lewis, Connor ..... 49

Lightning delays, preseason games ..... 486-487

Linton, Sean ..... 65

Loan to Chicago Bears ..... 300

Locker-room speech, Holmgren ..... 439

Locker-room speech, Woodson ..... 445

Lofton, James, biography ..... 475

Logo history ..... 41

Lombardi, Vince, biography ..... 503

Lombardi Era, The ..... 490

Lombardi sweep ..... 202

Lombardi Trophy, The ..... 349

Lombardi's pupils ..... 574

Longest active home tenures, pro sports ..... 561

Longest continuously occupied stadiums ..... 560

Longest-standing nicknames, pro sports ..... 18

*Longest Yard, The* ..... 44

Losing streaks, longest vs. opponent ..... 139

Lovat, Mark ..... 61

Love, Jordan ..... 152

Lowest-drafted Pro Bowlers ..... 219

LZ Lambeau ..... 570

**M**

Mahaffey, Ryan ..... 50

Malaspina, Matt ..... 25

Margins of victory/defeat, largest ..... 434

Marks, history of ..... 41

Marohl, Melanie ..... 72

Marquette Stadium ..... 567

McCarren, Larry ..... 576

McCarthy Era, The ..... 491

McCartney, Paul, concert ..... 570

McDonald, Camren ..... 245

McDuffie, Isaiah ..... 155

McKillip, Joe ..... 70

McLean Moves Up ..... 490

McNally, Johnny (Blood), biography ..... 472

McNally, Johnny (Blood), name origin ..... 291

Melton, Bo ..... 245

Memorable games, Lambeau Field ..... 564

Michalske, Mike, biography ..... 473

Milestone league games ..... 322

Milwaukee, all-time record ..... 433

Milwaukee County Stadium ..... 567

Minicamp history ..... 101

Minneapolis Marines, first game ..... 193

Mission statement, corporate ..... 1

Mock, Danny ..... 67

*Monday Night Football*, Packers on ..... 482

Montgomery, Jerry ..... 68

Moore, Patrick ..... 33

Moore, Tarvarius ..... 157

Most Packers Pro Bowl selections, season ..... 34

Most Valuable Player, NFL	480
Moultrie, Antonio	246
Movies, Packers in	44
Multiple 100-yard rushers, same game	55
Murphy, C.M. "Neil"	488
Murphy, Mark	12
Musgrave, Luke	212
Myers, Josh	160

## N

Naming of Lambeau Field	315
National champion, players drafted	208
National TV schedule	575
Navy ship, USS Green Bay	75
Net passing, 300-yard efforts	307
Network television debuts	482
Newman, Royce	162
NFC, first-team all-conference choices	479
NFC Central, all-time vs.	434
NFC Central, composite standings	108
NFC North, composite standings	48
NFL schedule, 2023	573
NFL standings, 2022	281
Nichols, Lew	230
Nicknames, longest standing, pro sports	18
Nickname origin	18
Nijman, Yosh	164
Nitschke, Ray, biography	474
Nixon, Keisean	166
November, coldest home games	280
November, warmest home games	173
Number records, uniform	520
Number system, NFL uniforms	521
Numbers retired	504
Numbers retired, teams in other sports	201
Numerical roster, 2023	255
Numerical roster, all-time	520
Nuthals, Linda	72

## O

October, coldest home games	280
October, warmest home games	173
O'Donnell, Pat	169
Odom, Quinshon	60
Odumegwu, Kenneth	246
Offense, NFL rankings, all-time	313
Offensive MVP, NFL	480
Oldest nicknames, pro sports	18
Olejniczak, Dominic	489
Olvadotti, Kirk	51
Opening-day roster, 2022	258
Opponent abbreviations, media guide	307
Opponent records	300
Opponent winning streaks, longest broken by	156
Opponent W-L record, Lambeau Field	311
Opponent W-L streaks, vs. GB	139
Origin, franchise	488
Original construction, Lambeau Field	562
Orzech, Matt	172
Other homes, Packers	565
Outstanding performers	
100-yard receiving games	333
100-yard rushing games	333
300-yard passing games	335
Overtime games	483
Overtime rules	52
Owen, Mike	65
Owens, Jonathan	174
Owner, Lambeau Field	558

## P

Packers' all-time record	5
Packers' firsts	193
Packers Hall of Fame, Green Bay	
Inductees	477
Origin	476
Packers name origin	18
Packers story	488
Participation, player, 2022	261
Passer rating, best seasons	331
Passing, career leaders, Packers	336
Passing, NFL rankings, all-time	313

Pearson, Henry	246
Peck, Frank	488
Phillips Jr., Jimmy	247
Phoenix, Packers training in	101
Phone numbers	2
<i>Pigskin Champions</i>	44
<i>Pitch Perfect 2</i>	44
Plan B free agents	555
Plane pioneers	137
Player personnel department	63
Playoffs	
Crowds, largest	565
Game summaries	447
Green Bay's 61 games	446
History, Packers	435
Meetings, most overall	468
Overtime games	484
Records, individual	465
Records, team	468
Tiebreakers, history in	453
Weather, home	452
Wins, consecutive, over one team	469
W-L records, home, NFL teams	454
W-L records, NFL, all-time	39
W-L records, vs. one opponent	470
Playgraph board, watching games on	493
PMS colors, team	5
Points, largest margins	434
Policy, Ed	15
Population, Green Bay	5
Position, players by, first round, draft	211
Position, roster by, 2023	253
Fumbles	310
Postseason meetings, most overall	468
Postseason overtime games	484
Postseason records, individual	465
Postseason records, team	468
Postseason wins, consec., over one team	469
Postseason W-L records, all-time	39
Postseason W-L records, home, all-time	454
Postseason W-L records, vs. one opponent	470
Practice squad, all-time	548
Practice squad, first	549
Preseason broadcast team	577
Preseason crowds, largest	565
Preseason results	484
Presidents/CEOs, team history	18
Prime time, Packers in	432
Private boxes	559
Pro Bowl MVP	480
Pro Bowl selections	481
Pro Bowl selections, most, season	34
Pro Bowl starter & All-Pro	89
Pro Bowl voting	481
Pro Bowlers	
Lowest-drafted Packers	219
Undrafted Packers	219
Pro Bowls, most, by player	22
Pro Bowls, most, by position	22
Pro Football Hall of Fame, Canton	472
Pro Shop, Packers	569
Project Play 60	569
Pronunciation guide, 2023	253
Punters, Packers, since 1970	171

## Q

Quarterback(s)	
First	49
Packers, 1948-2022	46

## R

Radio, flagship station	5
Radio Network, Packers	576
Rain delays, preseason games	486-487
Rankings, NFL, all-time, Packers in	313
Rankings, weekly NFL, 2022	260
Rebrovich, Jason	53
Receivership period, franchise	489
Receiving, career leaders, Packers	336
Receptions, best seasons	332
Record, W-L, all-time	5
Records, individual	283
Combined kick returns	297

Combined net yards	297
Defense	298
Defensive touchdowns	299
Field goals	285
Interceptions by	294
Kickoff returns	296
Lambeau Field	316
Opponent	300
Overall touchdowns	284
Passing	288
Points after touchdown	284
Postseason	465
Punt returns	295
Punting	294
Receiving	291
Rushing	286
Sacks	298
Safeties	286
Scoring	283
Service	283
Tight ends	109
Yards from scrimmage	293
Records, Lambeau Field	316
Records, playoffs, individual	465
Records, playoffs, team	468
Records, team	468
Attendance	561
Championships	301
Defensive	311
Field goals	303
First downs	304
Fumbles	310
Games lost	301
Games won	301
Kickoff returns	309
Net yards gained	304
Overall touchdowns	302
Passing	306
Penalties	310
Points after touchdown	303
Postseason	468
Punt returns	308
Punting	308
Rushing	305
Safeties	303
Scoring	302
Tie games	301
Turnovers	310
Uniform number	520
Reed, Jayden	214
Restricted free agents, all-time	556
Results	
2022, Packers	258
Preseason, all-time	484
Season, summary by	433
Season, year-by-year	347
Team, by	340
Retired numbers, other sports	201
Retired numbers, Packers	504
Rhodes Season, The	491
Rhyan, Sean	247
Riding bikes to practice	90
Ring of Honor	142
Ringo, Jim, biography	474
Rings, Super Bowl, Packers	444
Road crowds, largest	565
Road games, Packers first to fly	137
Road games, warmest	173
Robinson, Dave, biography	475
Rockwood Lodge	506
Ronzani Regime	490
Rookie(s)	
All-Rookie team, PFW/PFWA, all-time	480
First-year players, difference vs.	233
Free-agent signings, notable	555
Starters, season openers	20
Ross, Brandian	66
Roster	
Alphabetical, 2023	254
Alphabetical, all-time	510
Numerical, 2023	255
Numerical, all-time	520

Roster

- Opening day, 2022 . . . . . 258
- Positional, 2023 . . . . . 253
- Ruegamer, Grey . . . . . 73
- Ryunyan, Jon . . . . . 177
- Rushing, NFL rankings, all-time . . . . . 313
- Rushing yards, best seasons . . . . . 330
- Rushing yards, career leaders, Packers . . . . . 336
- Ryan, Willard J. . . . . 175

**S**

Sack(s)

- All-time, Packers history . . . . . 37
- History of statistic . . . . . 104
- Most consecutive seasons, leading team . . . . . 186
- Most seasons, leading team . . . . . 186

Sandlot Years, The . . . . . 565

Sapp III, Benny . . . . . 248

Savage, Damell . . . . . 179

Scaife, DJ . . . . . 248

Schedule

- 2022 results . . . . . 258
- NFL, 2023 . . . . . 573
- Strength of, Packers history . . . . . 72

School

- Draft choices by . . . . . 229
- First-round draft choices by . . . . . 211
- Players by, all-time . . . . . 81
- Players by, most, all-time . . . . . 81
- Schuldes, Sherry . . . . . 73

Scores, defensive, 1950-2022 . . . . . 195

Scoring, all-time

- Individual . . . . . 337
- Team . . . . . 338

Scouts, Packers . . . . . 63

Seale, Sam . . . . . 26

Season summary, 2022 . . . . . 258

Seating diagram, Lambeau Field . . . . . 563

Select seasons

- Passer rating . . . . . 331
- Receptions . . . . . 332
- Rushing yards . . . . . 330

September, coldest home games . . . . . 280

Seven-round era, NFL draft, most choices . . . . . 223

Shareholder history . . . . . 505

Shareholders . . . . . 5

Shareholders, current . . . . . 505

Sherman Tenure, The . . . . . 491

Ship, USS Green Bay . . . . . 75

Shoulders, carried off the field . . . . . 312

Shoveling snow at Lambeau Field . . . . . 176

Sirmans, Ben . . . . . 54

SISGrass, 2018 . . . . . 132

Slaton, T.J. . . . . 182

Slayton, Chris . . . . . 249

Smith, Preston . . . . . 184

Snow, shoveling at Lambeau Field . . . . . 176

Snowfall, average, Green Bay . . . . . 5

Solid football, shaky finances . . . . . 489

Somerville, John . . . . . 562

Special events, Lambeau Field . . . . . 569

Special teams

- Rankings, Rick Gosselin . . . . . 151
- Tackles, most, season . . . . . 99
- Touchdowns, 1959-2022 . . . . . 163

Speech, Charles Woodson, locker room . . . . . 445

Speech, Mike Holmgren, locker room . . . . . 439

Spooktautual Fun . . . . . 569

Sports Illustrated, top 20 venues of 20th century . . . . . 23

Spring minicamp history . . . . . 101

Stadium abbreviations . . . . . 119

Stadium tenures, longest active, pro sports . . . . . 560

Staff directory . . . . . 2

Standings, NFC Central, composite . . . . . 108

Standings, NFC North, composite . . . . . 48

Standings, NFL, 2022 . . . . . 281

Starr, Bart, biography . . . . . 474

Starr Trek, The . . . . . 490

Starters, rookie, season openers . . . . . 20

State Fair Park . . . . . 567

Statistics, individual, 2022

- Defense . . . . . 260
- Offense . . . . . 259
- Special teams . . . . . 260

Statistics, team

- Defense, all-time . . . . . 329
- Offense, all-time . . . . . 328

Stenavich, Adam . . . . . 36

Stock and history . . . . . 505

Stock sales . . . . . 506

Stock sales, years . . . . . 5

Stockholders . . . . . 5

Stokes, Eric . . . . . 189

Storer, Byron . . . . . 56

Streaks

- 300-yard net passing games . . . . . 307
- Longest broken by GB . . . . . 156
- Losing, longest vs. opponent . . . . . 139
- Playoff wins, over one team . . . . . 469
- Winning, longest vs. opponent . . . . . 139

Streets named after Packers . . . . . 15

Strength of schedule, Packers history . . . . . 72

Sudden-death games, all-time . . . . . 483

Sullivan, Jon-Eric . . . . . 24

Summaries, game, 2022 . . . . . 262

Sunday Night Football, Packers on . . . . . 482

Super Bowl, interception returns . . . . . 443

Super Bowl MVP . . . . . 480

Super Bowl rings, Packers . . . . . 444

Super Bowls

- I . . . . . 436
- II . . . . . 437
- Two appearances, Packers uniform . . . . . 441
- XXXI . . . . . 438

- XXXII . . . . . 440
- XLV . . . . . 442
- Surface, Lambeau Field new . . . . . 132
- Surface info, Lambeau Field . . . . . 558
- Sweep, Lombardi . . . . . 202

**T**

Table of contents . . . . . 1

Tackles

- Seasons leading team . . . . . 206
- Special teams, most, season . . . . . 99

Takeaway ratios, Packers history . . . . . 308

Taylor, Jim

- Biography . . . . . 473
- Fullback is the position . . . . . 79

Taylor, Patrick . . . . . 191

Team statistics

- Defense, annual . . . . . 329
- Offense, annual . . . . . 328

Telephone numbers . . . . . 2

Television, national, NFL, 2023 . . . . . 575

Television announcers, preseason . . . . . 577

Television entertainment, Packers in . . . . . 44

Television market, Green Bay . . . . . 5

Television markets, smallest . . . . . 493

Television network debuts . . . . . 482

Television revenue, 1953 . . . . . 506

Telfort, Kadeem . . . . . 249

Temperature, average high, Green Bay . . . . . 5

Temperature, home playoff games . . . . . 452

Tenuta, Luke . . . . . 250

Texas, Packers training in . . . . . 101

Thanksgiving, Packers on . . . . . 483

There's Something About Mary . . . . . 44

Thiesen, Brett . . . . . 66

Thirteen times world champions . . . . . 435

Thomas, Kiondre . . . . . 250

Thorne, Grant . . . . . 62

Thursday Night Football, Packers on . . . . . 482

Ticket prices . . . . . 563

Ticket upgrades . . . . . 559

Tiebreakers, Packers history in, playoffs . . . . . 453

Ties, recognized in league standings . . . . . 494

Tight ends, records . . . . . 109

Timeline

- Lambeau Field, original construction . . . . . 562
- Packers franchise . . . . . 494
- Titles, NFL, Packers seasons . . . . . 5
- Titles, world, most . . . . . 435
- Titelton, development . . . . . 571
- Titelton Meets Tinseltown, Where . . . . . 44
- Titelton moniker, origin . . . . . 35
- Tom, Zach . . . . . 194
- Touchdown passes, combinations . . . . . 302

Touchdowns

- Defense, 1950-2022 . . . . . 195
- Special teams, 1959-2022 . . . . . 163

Toughest schedules, Packers history . . . . . 72





Toure, Samori	196
Tours, Lambeau Field	568
Trade(s)	
First-round draft picks, involving	552
Significant, Packers history	551
Transactions, 2022-23, by date	279
Transition players, all-time	556
Travel, Packers first to fly	137
Trophy, Lombardi	349
Turnbull, Andrew	505
Turnkey, Team Brand Index	170
Turnover ratios, Packers history	308
Twin flags, Lambeau Field	113
Two Super Bowls, Packers uniform	441
Two-point conversions, all-time	283

## U

Undrafted free agent Pro Bowlers	219
Uniform-number records	520
Uniform-number system, NFL	521
Unique team	493
University, players by	81
Unrestricted free agents, all-time	556
USS Green Bay	75
Upgrades, Lambeau Field	559

## V

Vainisi, Jack	490
Valentine, Carrington	228
Van Ness, Lukas	210
Vannieuwenhoven family, original farm	562
Venues, top 20 of 20th century, <i>Sports Illustrated</i>	23
Veteran free-agent signings, notable	555
Victory, largest margins of	434
Voting, Pro Bowl	481
Vrable, Jason	40

## W

Wahlers, Jason	23
Waiting list, season tickets	564
Waiver acquisitions, notable	555
Walker, Quay	198
Walker, Rasheed	251
Warmest Packers games	173
Watson, Christian	200
Watts, Duce	251
Weather	
Average high, Green Bay	5
Coldest home games	280
Delays, preseason games	486-487
Home playoff games	452
Shoveling snow at Lambeau Field	176
Warmest Packers games	173
Websites, official	2

Weddings, Lambeau Field	569
Whelan, Daniel	252
Where Titletown Meets Tinseltown	44
White, Reggie, biography	475
Wicks, Dontayvion	222
Wilber, Kyle	600
Williams, Greg	42
Williams, Richmond	26
Wilson, Emanuel	252
Wilson, Eric	203
W-L record	
Bye, after the	126
Dec./Jan., Packers in, since 2000	130
Decade, by	434
Head coaches, Packers	507
Home, 10-year stretch, best	19
Home playoff games, NFL	454
Lambeau Field, all-time	558
Lambeau Field, by opponent	311
Milwaukee, all-time	433
Packers, all-time breakdown	433
Playoff games, home, NFL	454
Playoffs, NFL, all-time	39
Playoffs, vs. one opponent	470
Since 2002, best	121
Wind chill, home playoff games	452
Winning field goals	285
Winning streaks, longest broken by GB	156
Winning streaks, longest vs. opponent	139
Wisconsin Athletic Hall of Fame, Packers in	319
Wisconsin-LSU football game, 2016	570
Wojciechowski, John	25
Wolf, Ron, biography	475
Wolf, Ron, stamp on Packers history	55
Wood, Willie, biography	474
Wooden, Colby	218
Woodson, Charles, biography	476
Woodson, Charles, locker-room speech	445
World champions, defending, GB vs.	62
World championship seasons	5
Worst turnover margins, Packers history	308
Wrigley Field	561
Wyatt, Devonte	207

## Y

Yearly statistical leaders	320
Field goals made	321
Interceptions	324
Kickoff returns	326
Passing	323
Punt returns	326
Punting	325
Receptions, overall	323

Receptions by TE	324
Rushing yards	322
Sacks	327
Scoring	320
Total tackles	327
Touchdowns	320
Yuenger, Jack	35



## COMMUNICATIONS DEPARTMENT

**JASON WAHLERS**

*Vice President of Communications*

920-569-7210  
wahlersj@packers.com  
Iowa State ('99); Ohio University ('01)  
**Hometown:** West Des Moines, Iowa  
**Career:** Wisconsin Timber Rattlers, 1999-2000; Denver Broncos, 2001-02; Amsterdam Admirals (NFL), 2002; Tampa Bay Buccaneers, 2002-11; Green Bay Packers, 2011-present

**SARAH QUICK**

*Assistant Director of Communications*

920-569-7213  
quicks@packers.com  
Marquette University ('98)  
**Hometown:** Middletown, Ohio  
**Career:** Milwaukee Wave (MISL), 1998-2002; Green Bay Packers, 2002-present

**TOM FANNING**

*Assistant Director of Communications*

920-569-7222  
fanningt@packers.com  
University of Minnesota ('98)  
**Hometown:** Appleton, Wis.  
**Career:** St. Paul Slam (IBA), 1997-98; *Appleton Post-Crescent*, 1999; Minnesota Vikings, 1999-2008; Green Bay Packers, 2008-present

**NATE LoCASCIO**

*Communications Coordinator*

920-569-7216  
locascion@packers.com  
University of Wisconsin - River Falls ('05)  
**Hometown:** Green Bay, Wis.  
**Career:** Jacksonville Jaguars, 2005; Amsterdam Admirals (NFL), Spring 2006; Jacksonville Jaguars, 2006; Arizona Cardinals, 2007-11; Pittsburgh Steelers, 2011-14; Green Bay Packers, 2014-present

**CLAIRE TRATTNER**

*Communications Intern*

920-569-7217  
trattnerc@packers.com  
Ball State University ('21); Illinois State University ('23)  
**Hometown:** Mequon, Wis.  
**Career:** Green Bay Packers, 2023-present

## PUBLIC AFFAIRS DEPARTMENT

**AARON POPKEY**

*Director of Public Affairs*

920-569-7211  
popkeya@packers.com  
University of Wisconsin ('94)  
**Hometown:** De Pere, Wis.  
**Career:** Green Bay Packers, 1993-present

**KATIE HERMSEN**

*Public Affairs Manager*

920-569-7218  
hermsenk@packers.com  
University of Wisconsin ('14)  
**Hometown:** Appleton, Wis.  
**Career:** Isthmus Publishing, 2012; Curb Magazine, 2013; UW-Madison Campus and Visitor Relations, 2013-14; Green Bay Packers, 2014-present

**KAITLIN FOLEY**

*Public Affairs Intern*

920-569-7212  
foleyk@packers.com  
St. Norbert College ('23)  
**Hometown:** Muskego, Wis.  
**Career:** Green Bay Packers, 2022-present

**LEE REMMEL PRESS BOX**

The Packers in 2003 permanently named the new Lambeau Field press box after team historian and longtime public relations director Lee Remmel. Remmel's 62-year association with the team began as a sportswriter in 1945 before he moved into the team's front office in 1974.

