



2023

MEDIA GUIDE





P

A


A

q~ 9f= 05 - 72f-72±

| | | | |
|-----------------------------------------------------|-----|---------------------------------------------|-----|
| Communications | 03 | Chiefs in International Contests | 519 |
| Founder | 05 | Stadium History | 523 |
| Chairman | 07 | Homes of the Chiefs | 523 |
| Executives | 09 | Arrowhead's Football Tradition | 526 |
| Executives | 10 | College Football at Arrowhead | 527 |
| Coaching Staff | 38 | Major Arrowhead Events | 529 |
| Coaching Staff | 39 | Player & Coach History | 530 |
| Personnel | 80 | All-Time Alphabetical Roster | 530 |
| Personnel and Scouting | 81 | All-Time Numerical Roster | 550 |
| Support Staff | 103 | All-Time Roster by Colleges | 562 |
| Football Support | 104 | All-Time Starting QBs | 564 |
| Athletic Training | 104 | Game-by-Game Starting QBs | 566 |
| Equipment | 104 | All-Time Drafts | 576 |
| Video | 105 | All-Time Practice Squad | 577 |
| Grounds Crew | 105 | All-Time Assistant Coaches and Coordinators | 582 |
| Business Staff | 107 | Playoff History | 585 |
| 2023 Chiefs Training Camp | 115 | Playoff Game Summaries | 587 |
| Chiefs Preseason TV - A 65TPT Production | 116 | AFC Championship Game Results | 632 |
| Chiefs Radio Network | 117 | NFC Championship Game Results | 633 |
| Tico Sports - Chiefs Spanish Football Radio Network | 119 | Super Bowl Results | 634 |
| Players | 121 | Honors | 635 |
| History | 389 | Pro Football Hall of Fame | 636 |
| Chiefs History | 389 | Chiefs in the Pro Football Hall of Fame | 636 |
| Chiefs Logo History | 422 | Other Pro Football Hall of Famers | 649 |
| Chiefs Uniform History | 423 | Chiefs Hall of Fame | 654 |
| Origin of the term "Super Bowl" | 428 | Mack Lee Hill & Derrick Thomas Awards | 655 |
| 2023 NFL Draft in Kansas City | 430 | NFL Man of the Year Award | 656 |
| Head Coaching History | 432 | Pro Bowl Selections | 658 |
| Yearly Stats | 433 | All-Time Honors | 660 |
| All-time review | 433 | All-Time Honors | 660 |
| Yearly Stats 2020s | 434 | All-League, All-Conference Honors | 666 |
| Yearly Stats 2010s | 437 | Missouri Hall of Fame & All-Joe Team | 674 |
| Yearly Stats 2000s | 447 | Retired Jerseys | 675 |
| Yearly Stats 1990s | 457 | AFL All-Star Selections | 676 |
| Yearly Stats 1980s | 467 | Records | 677 |
| Yearly Stats 1970s | 477 | Chiefs Individual Records | 677 |
| Yearly Stats 1960s | 487 | Team Records | 693 |
| Attendance and Records | 497 | Team Defensive Records | 703 |
| All-Time Attendance | 497 | Opponent Records | 708 |
| Attendance Records & Home/Road Records | 499 | Chiefs Individual Playoff Records | 710 |
| Chiefs vs. AFC West | 500 | Chiefs Team Playoff Records | 714 |
| Chiefs vs. NFC | 501 | Playoff Team Defensive Records | 716 |
| Chiefs vs. the NFL | 502 | Playoff Opponent Records | 718 |
| Chiefs in Primetime Contests | 516 | Superlatives | 720 |
| Chiefs in Overtime | 517 | Postseason Superlatives | 746 |
| Governor's Cup Series & Thanksgiving Day Games | 518 | | |



COMMUNICATIONS CONTACTS AND INFORMATION



TED CREWS
EXECUTIVE VICE PRESIDENT OF
COMMUNICATIONS



BRAD GEE
VICE PRESIDENT OF FOOTBALL
COMMUNICATIONS



LUKE SHANNO
SENIOR DIRECTOR OF CORPORATE
COMMUNICATIONS



CYDNEY GLAZE
DIRECTOR OF COMMUNICATIONS AND
ADMINISTRATION



KELSEY BOAL
COMMUNICATIONS ASSISTANT

CONTACT INFORMATION

| STAFF MEMBER | OFFICE PHONE | EMAIL ADDRESS |
|--------------|----------------|------------------------|
| Ted Crews | (816) 920-4359 | tcrews@chiefs.nfl.com |
| Brad Gee | (816) 920-4349 | bgee@chiefs.nfl.com |
| Luke Shanno | (816) 920-4351 | lshanno@chiefs.nfl.com |
| Cydney Glaze | (816) 920-4352 | cglaze@chiefs.nfl.com |
| Kelsey Boal | (816) 920-4355 | kboal@chiefs.nfl.com |

MEDIA GUIDE & MEDIA WEBSITE

The site is designed to be a one-stop-shop for all users, providing the standard media guide materials, as well as featuring an in-game statistics monitoring platform using official NFL statistics through GSIS. The site offers users the opportunity to generate a full PDF of updated material, including player biographies and records throughout the season.

MEDIA POLICIES

GEHA Field at Arrowhead Info: The Press Box and Radio Booths at GEHA Field at Arrowhead are located on the Press Level (Level 9). Enter the Tower Gate on the south side of the stadium. Use the west elevators to access Level 9. The Press Box and Radio Booths are located directly off the elevators. The network television booth can be accessed via the Broadcast Lounge located on the Plaza Level (Level 3).

Media Will Call Location: Media will call is in a ticket window on the south side of GEHA Field at Arrowhead Stadium located to the left of the Tower Gate entrance.

Photo Work Room: The Photo Work Room is located in the E-Tunnel up a short set of stairs on the left hand side as you're approaching the field.

Credential Requests: The link to the Chiefs Media Credential Request Application can be found by visiting NFLONG.com. All requests must be submitted by 5 p.m. at least 5 days prior to the day of the game.

Practice: During the regular season, local media is permitted to attend practice for stretching and individual drills Wednesday through Friday. Check with Chiefs Communications on specific times and policies.

Interview Requests: All interview requests for General Manager Brett Veach, Head Coach Andy Reid, the coaching staff and team executives should be made well in advance to Ted Crews. All other interview requests may be made to any member of the Chiefs Communications staff.

Head Coach Availability: Head Coach Andy Reid is available to the media on Wednesday and Friday during the week, in addition to his weekly press conference on Mondays. Days and times are subject to change. Please check with the Chiefs Communications staff for updates.

Player Availability: During the regular season, players are available to the media for a minimum of 45 minutes following the conclusion of practice each day. Requests for one-on-one interviews and other special requests should be coordinated through Chiefs Communications in advance.





The National Football League and the American sports community lost a true treasure on December 13, 2006 when Chiefs Founder Lamar Hunt passed away in Dallas, Texas, at the age of 74. Hunt was originally diagnosed with prostate cancer in 1998 and quietly underwent many treatments and surgeries over the next eight years. He maintained his active schedule until entering the hospital for the final time on Nov. 22, 2006.

Hunt is universally recognized as one of the greatest sportsmen in American history. No one would have savored the 50th anniversary celebrations for the American Football League and the Chiefs franchise in 2009 or the celebration of the team's 50th season in Kansas City during 2012 more than Hunt, the individual who served as the guiding force behind the formation of both football entities. Hunt served as a positive influence on the game for 47 years dating back to his inception of the American Football League in 1959. He was the first AFL figure to be enshrined into the Pro Football Hall of Fame in 1972, a remarkable feat considering he became involved in the game just 13 years earlier. As the catalyst who brought together the whimsically named "Foolish Club" comprised of the eight original AFL owners, Hunt's "impossible dream" became a reality when his fledgling league took the field for the 1960 season.

On June 8, 1966, the AFL-NFL merger was announced by NFL Commissioner Pete Rozelle, and on Jan. 15, 1967, Hunt's Kansas City Chiefs were participating in the inaugural Super Bowl. "Before there was a player, coach or a general manager in the league, there was Lamar Hunt," late Patriots owner William Sullivan remarked at Hunt's Hall of Fame induction ceremony. "Hunt was the cornerstone, the integrity of the league. Without him, there would have been no AFL."

Despite his many accomplishments, Hunt's humility was one of his most unwavering and endearing traits. While he modestly declined to take credit for his efforts, he truly played an important role in the design, ongoing development and direction of the modern-day National Football League. Whether it was serving as the central figure behind the formation of the AFL, playing a key role in the AFL-NFL merger talks in the 1960s, or overseeing many crucial issues concerning pro football and the Chiefs franchise over five decades, few individuals helped change the face of America's favorite game for the better as much as this quiet Texan.

In addition to being a principal negotiator in the merger of the AFL and NFL in the late 1960s, he was a contributor to the design of the NFL playoff format. He is also credited with unintentionally putting the name "Super Bowl" on the NFL's championship game — the name coming from his children's toy "Super Ball." It was Hunt who not only recommended enumerating each Super Bowl

with Roman numerals, but he also suggested that the league's iconic championship trophy bear the name of Vince Lombardi. For years, he was an advocate of the two-point conversion — a college and AFL rule that was finally adopted by the NFL in 1994. Hunt had also lobbied for many years that an additional Thanksgiving game be added to the NFL schedule, efforts that were rewarded when the Chiefs hosted the first-ever Thanksgiving contest at Arrowhead in 2006.



Chiefs Founder Lamar Hunt holds for his son, future Chiefs Chairman and CEO Clark Hunt.

When Arrowhead Stadium re-opened in 2010, Hunt's legacy was honored in Founder's Plaza, an expansive outdoor area that forms a dramatic entrance to the north side of the facility. A nine-foot heroic statue of Hunt stands as a tribute to the Chiefs late founder. In addition, eight fountains for the original eight AFL franchises symbolize Lamar's innovation and dedication to growing the game of football. Perhaps Hunt's biggest influence on the league was his quiet, yet persuasive voice of reason. Hunt's name is rightfully mentioned alongside other legendary family surnames in pro football history such as Halas, Mara and Rooney for his commitment to putting the betterment of the league ahead of any potential individual gain. His AFL model for the equal sharing of television revenue has helped maintain competitive balance in the NFL for many years. As the founder of the AFL, he helped pave the way for much of the modern growth of pro football. Possibly the greatest tribute to his contributions to the sport was the naming of the Lamar Hunt Trophy, which is presented annually to the champion of the American Football Conference. The franchise hoisted the Lamar Hunt Trophy for the first time following the 2019 season, and retained it as AFC Champions following the 2020 season.

The early days of the AFL were problem-filled and often tenuous, but Hunt saw his Dallas Texans achieve on-field success. In 1962, the Texans won the AFL Championship with a double-OT victory over the Houston Oilers, the first of three titles won by his franchise during the league's 10-year existence. Hunt moved his team to Kansas City in 1963, where the organization was renamed the Chiefs.

His team truly put Kansas City on the "big-league" map, thanks to a star-studded squad that was the winningest in the 10-year history of the AFL. The Chiefs were among the first teams to scout and sign players from historically black colleges and universities, a progressive approach that yielded key performers such as DT Buck Buchanan, LB Willie Lanier, WR Otis Taylor and CB Emmitt Thomas. Hunt's team repeated as league champions in both 1966 and 1969. The Chiefs claimed Kansas City's first major sports championship by defeating Minnesota in Super Bowl IV.

In the late 1960s, Hunt was closely involved in the original plans for what is now GEHA Field at Arrowhead Stadium. While other venues of a similar vintage have long since been demolished, the stadium continues to serve as a point of pride for Kansas City. Thanks in large part to the vision and lobbying efforts of Hunt, Jackson County (Missouri) voters approved a 3/8 cent sales tax in April of 2006. That measure raised \$250 million for renovation efforts. Hunt's longtime dream of hosting a Super Bowl in Kansas City appeared to become a reality when NFL Commissioner Paul Tagliabue announced on November 16, 2005 that NFL owners had passed a proposal to bring the NFL's championship game to Kansas City in February of 2015. Unfortunately, a provision in the April 2006 election that would have resurrected the "rolling roof" concept for the stadium did not pass. The "rolling roof" was part of Hunt's initial vision for Arrowhead in the 1960s. In its 21st century incarnation, the "rolling roof" would have provided a climate-controlled facility suitable for hosting the Super Bowl, the Final Four and other major events. Hunt also worked diligently to bring college football to Kansas City. Arrowhead hosted the Dr Pepper Big 12 Conference Championship Game for the fifth time in 2008. In addition to numerous other college football games, the stadium also served as a venue for international soccer matches thanks to Hunt.

During the 1990s, Hunt took great pride in his franchise's on-field resurgence as Kansas City compiled a 102-58 (.638) regular season record. Under Hunt's stewardship, the Chiefs developed an intensely-loyal fan following, not just in mid-America, but across the country and around the globe. Kansas City represented the NFL in four American Bowl contests — Berlin, Germany (1990), Tokyo, Japan (1994, 1998) and Monterrey, Mexico (1996) and has since gone on to host a game in London (2015) and play in Mexico City (2019).

Nicknamed "Games" during his childhood, Hunt's love of sports was his true lifeblood, an enthusiasm which led to his involvement in six different professional sports leagues and seven sports franchises. Hunt was involved in the development of both NASL and World Championship Tennis.

Hunt was inducted into the respective Halls of Fame of both United States Soccer (1982) and International Tennis (1993). He was also honored by the state Sports Halls of Fame of both Texas (1984) and Missouri (1995). In total, Hunt has been selected to 11

"Halls of Fame."

In 2008, Hunt's bust was added to the "Hall of Famous Missourians" at the state capitol in Jefferson City, Missouri. In 1981, Hunt was inducted into the NFL Alumni Association's prestigious Order of the Leather Helmet. He also received the Francis J. "Reds" Bagnell Award from the Maxwell Club in 1993.

In August of 2009, the Lamar Hunt Super Bowl Gallery officially opened at the Pro Football Hall of Fame in Canton, Ohio. This 4,000-square foot exhibit showcases the greatest moments in Super Bowl history and is appropriately named after the individual who gave the world's biggest single-game sporting spectacle its current moniker. In October of 2009, the Missouri DOT officially designated a stretch of I-435 near the Truman Sports Complex as the "Lamar Hunt Memorial Highway."

Truly a sportsman for all seasons, Soccer America Magazine named Hunt one of its "25 Most Influential People" in 1999 after the 95-year-old U.S. Open Cup was renamed the "Lamar Hunt U.S. Open Cup." That same year he also received the U.S. Soccer Federation Hall of Fame Medal of Honor, joining former U.S. Soccer President Alan Rothenberg as the only other individual to earn that prestigious distinction. In 2005, the U.S. Soccer Foundation honored Hunt with its Lifetime Achievement Award.

The Hunt family served as the Investor/Operators of the Kansas City Wizards (Sporting KC) franchise of Major League Soccer from 1995-2006 and claimed the 2000 MLS Cup. They also founded and operated the Columbus Crew for 18 years, eventually selling the operating rights of the Crew in 2013. The Hunt family still oversees the operations of FC Dallas. Hunt was also one of the founding investors in the six-time World Champion Chicago Bulls of the National Basketball Association. In total, the Hunt family owns 16 championship rings from five different professional sports associations (AFL/NFL, MLS, NBA, NASL and the U.S. Soccer "Open Cup").

A highly-successful businessman outside of sports, one of Hunt's most notable innovations was SubTropolis, the world's largest underground business complex, located just north of GEHA Field at Arrowhead Stadium. Hunt also envisioned and developed Worlds of Fun, a 165-acre family entertainment complex which opened in 1973, as well as the 60-acre family water recreation park, Oceans of Fun, which was completed in 1982. While both of those entities were sold in 1995, Hunt Midwest Enterprises continues to oversee a diverse range of business interests.

Hunt was born on Aug. 2, 1932 in El Dorado, Ark., and graduated from SMU with a B.S. in Geology in 1956. While at SMU, he was a three-year reserve end on the varsity football team. Hunt was an avid supporter of his alma mater and was an annual fixture at the Cotton Bowl. In May of 2008, he was posthumously inducted as one of four inaugural members of the SMU Athletics Hall of Fame.

Hunt's wife, Norma, continued to be involved in numerous philanthropic and civic efforts in Texas and in Kansas City until her passing in 2023. She owned the distinction of being the only woman known to have attended all 57 Super Bowls, watching her Chiefs raise the Lombardi Trophy one last time in her 57th and final Super Bowl. She was selected to preside over the coin toss at Super Bowl XLI (February 4, 2007) along with Hall of Fame QB Dan Marino.



Clark Hunt has been involved in the leadership of the Kansas City Chiefs for nearly two decades and currently serves as the club's Chairman and CEO.

Hunt has been the driving force behind the resurgence of the Chiefs, transforming the iconic franchise into one of the most successful teams in the National Football League. Since taking over as CEO in 2010, the Chiefs have earned eight AFC West Division championships and made 10 playoff appearances. Hunt has hoisted the award that bears his father's name - the Lamar Hunt Trophy - three times in the past four years as the club claimed AFC championships and earned Super Bowl appearances following the 2019, 2020 and 2022 seasons. The club secured its third Lombardi Trophy by winning Super Bowl LVII following the 2022 season, becoming one of just 10 NFL franchises to hold at least three Super Bowl titles (IV, LIV, LVII).

In January 2013, Hunt modified the leadership structure of the organization, announcing that for the first time in club history, the head coach, the general manager and the team president would all report directly to the chairman and CEO. Hunt hired Head Coach Andy Reid in 2013, and in 10 seasons under Reid, the Chiefs have won 117 regular season games, the most in the NFL during that span, and have qualified for the postseason nine times (2013, 2015-22), claiming seven straight AFC West titles (2016-22).

Hunt extended the contracts of both Reid and General Manager Brett Veach during the 2020 season, solidifying the leadership of the club's football operation for many years to come.

In addition to the on-field resurgence of the team, Hunt is a leading voice among NFL owners. In 2019, Hunt was named

Chairman of the influential NFL Finance Committee after serving as a member for seven years. Hunt is a member and former Chairman of the NFL International Committee, and he also serves on the Personal Conduct Committee and Commissioner Roger Goodell's Chairmen's Committee. He was a member of the Commissioner Search Committee in 2006 which recommended Goodell as the successor to then-Commissioner Paul Tagliabue and was appointed to the NFL's Digital Media Committee in 2007, which was restructured in 2019.

A long-time member of the Management Council Executive Committee (CEC), Hunt was instrumental in securing the NFL's last two collective bargaining agreements in 2011 and 2020, respectively.

During his time as chairman of the International Committee (2011-18), Hunt was a strong advocate for expanding the league's international efforts and the NFL's footprint overseas. The league significantly expanded its global footprint under Hunt's chairmanship, having hosted 38 regular season games across the United Kingdom, Mexico and Germany, with every NFL team playing at least once internationally since 2011.

In December 2021, the NFL announced that the Chiefs were awarded International Home Marketing Area (IHMA) rights for Germany and Mexico for marketing, fan engagement and commercialization efforts. In addition, the Chiefs were designated to play the Miami Dolphins in Frankfurt on Sunday, November 5 for one of two NFL Germany games in 2023. It will mark the franchise's third regular season international game since 2015, previously playing the Detroit Lions at London's Wembley Stadium in October 2015 and the Los Angeles Chargers in Mexico City's Estadio Azteca in November 2019.

The son of legendary American sports pioneer and Chiefs Founder Lamar Hunt, Clark Hunt has built upon his father's legacy by ensuring the Chiefs organization remains focused on its core mission: Honor Tradition, Unite Our Community, Win with Character and Inspire Our Fans.

As part of that mission, the organization has made significant investments in the fan experience, utilizing new technologies and innovative ideas. That includes a \$125 million commitment from the Hunt family to the \$375 million renovation of GEHA Field at Arrowhead Stadium that was completed in 2010, providing Chiefs fans with first-class amenities while maintaining the distinct soul and mystique that makes the venue one of the most iconic stadiums in the NFL. The team also installed a new stadium-wide Wi-Fi network and launched the Chiefs Mobile app, allowing fans to connect to their team and to each other in new, unique ways.

Over the past five years, the club has continued making

stadium upgrades to enhance the fan experience and maintain the venue's standing as one of the top homefield advantages in the league. This work includes replacing every seat in the seating bowl, upgrading scoreboard and video board technology, renovating the team store, renovating the locker room complex, introducing additional premium club and suite options, as well as renovating the Chiefs Hall of Honor, turning it into a fully enclosed, modern, digital experience that celebrates the past, present and future of the franchise.

The investment and commitment in GEHA Field at Arrowhead Stadium go beyond football. After more than a year in development, Hunt and his family debuted the first phase of the Arrowhead Art Collection in 2013, a seven-figure community investment highlighting regional artwork and culture and providing educational opportunities for students throughout the Chiefs Kingdom. In total, more than 50 pieces of art have been installed at GEHA Field at Arrowhead Stadium, combining two pieces of the cultural fabric of Kansas City – sports and the arts – inside a regional architectural masterpiece.

The Dallas, Texas-native is also a founding investor-operator in Major League Soccer, serving as Chairman and CEO of FC Dallas. Hunt and his family originally founded two other MLS clubs, the Kansas City Wizards (now Sporting Kansas City) and the Columbus Crew, before acquiring FC Dallas in 2003. Hunt remains actively involved in the continued growth of MLS, serving as a member of the MLS Board of Governors, Commissioner Don Garber's Executive Committee and as the Chairman of the Competition Committee.

Hunt's connections to the game of soccer made him a key component of Kansas City's process to successfully bid and be awarded host city status for the 2026 FIFA World Cup. With FIFA's announcement in June of 2022, GEHA Field at Arrowhead Stadium

is confirmed to play host to all World Cup matches in Kansas City during the 2026 tournament.

Hunt graduated first in his class at Southern Methodist University in 1987, earning a degree in Business Administration with a concentration in finance. He was a captain and four-year letterman on the Mustangs' nationally ranked soccer team. He was named one of the SMU Cox School of Business Outstanding Young Alumni in 2004 and received the SMU Cox School of Business Distinguished Alumni Award in 2018. In 2020, SMU presented him with its Distinguished Alumni Award – the highest honor the university can bestow upon its graduates – for outstanding leadership in philanthropy, business and civic life. Hunt currently serves on the Board of Trustees for SMU and for the St. Mark's School of Texas. Hunt was also enshrined in the Dallas Business Hall of Fame in February 2022.

He and his wife, Tavia, are actively involved in numerous philanthropic initiatives in both Kansas City and Dallas. One of the Hunt family's lasting legacies is the Chiefs Charity Game, which has raised more than \$15.1 million for local youth-focused charities since its inception in 1985. In 2017, the Chiefs and the Hunt Family Foundation were selected as a finalist for the prestigious Robert Wood Johnson Foundation Sports Award, recognizing the influence of sports in inspiring healthy change in communities through innovation and collaboration. The Chiefs were named 2016 Business Philanthropist of the Year in Kansas City by Nonprofit Connect, an association linking the nonprofit community to education, resources and networking opportunities. Nonprofit Connect also awarded the Chiefs/Hunt Family Foundation and GEHA their "Stronger Together" Award in 2023 for their collaboration on the Joe Delaney Learn to Swim Program.

The Hunts have three children - Gracie, Knobel and Ava.

EXECUTIVES



10 16 17 18 19 20 21 22 AAA

19 22

MARK DONOVAN
PRESIDENT

25TH YEAR IN THE NFL | 15TH YEAR WITH THE CHIEFS



Entering his 25th season in the National Football League and his 15th season in Kansas City in 2023, Mark Donovan is the fifth president in Chiefs history. As president, Donovan is responsible for all aspects of the club's business operations and reports directly to Chairman and CEO Clark Hunt.

Donovan brings unique experience and perspective to the team. He is one of only a few executives league-wide who has worked both at the NFL league office and multiple clubs, with valuable perspective and strong relationships both in the Kansas City area and on a national level.

In addition to serving as the President of the Chiefs, Donovan also serves as the President of Arrowhead Events, the special events arm of the organization that is responsible for bringing concerts and major events like the 2026 FIFA World Cup to GEHA Field at Arrowhead, as well as Arrowhead Equity Ventures, a partnership that funds strategic investments.

Under Donovan's leadership, the Chiefs returned to their place as a model franchise in professional sports. Building on the direction of the Hunt family and Founder Lamar Hunt, Donovan has led a talented team that has transformed the business operation and achieved unprecedented success across all measurable areas.

The city of Kansas City, along with support from the Chiefs, hosted the 2023 NFL Draft in the downtown area surrounding historic and iconic Union Station and the National WWI Museum and Memorial. In addition, the Chiefs, alongside a number of local business and civic leaders, were part of a successful bid campaign for Kansas City to be one of 16 North American cities to

host 2026 FIFA World Cup matches, with GEHA Field at Arrowhead Stadium serving as match site. The club has also opened two Chiefs Fit locations - one in Overland Park, Kansas, and one on the historic Country Club Plaza in Kansas City, Missouri - in partnership with M6 Football.

After introducing ticketless technology in 2012-13 and expanding to mobile ticketing for the 2015 season, the club moved to an all-digital ticketing platform in 2018 and an all-mobile ticketing platform in 2020 to ensure efficiency and security, as well as delivering a contactless entry process for all ticketholders. Fans are able to manage their accounts and tickets from their phones while having access to membership benefits such as exclusive content and a points-based rewards program.

Donovan has consistently focused on expanding the brand and presence of the Chiefs, growing the fan-base to the fourth largest and the most avid in the league - ensuring that Chiefs Kingdom is felt both locally and across the country. By bringing people together over unforgettable experiences and unrivaled entertainment both in the stadium and beyond, Donovan has continued to be a leader by taking a modern and multi-media approach to engage with fans through content across the Chiefs website, Chiefs Mobile app, social platforms and digital channels, reaching over 10.7 million fans. Led by the marketing team and their award-winning production group, 65 Toss Power Trap Productions, the club's storytelling is unparalleled. The Franchise, the team's annual multi-episode behind-the-scenes content series provides fans a look at the season through the eyes of the coaches, players and front office, while newer short-form content has driven the team to be the No. 1 NFL team on TikTok.

In addition to connecting Chiefs fans to the team they love, Donovan has overseen a period of tremendous business growth, re-establishing GEHA Field at Arrowhead Stadium as a popular venue for sports and entertainment. Arrowhead Events has seen exponential growth over the past decade, bringing several major events to Kansas City, including concerts, college football games, motorsports, as well as food and drink festivals. Across 2023, GEHA Field at Arrowhead Stadium has, and is scheduled to host six major concerts across five tour stops from Live Nation, AEG and Messina Touring Group. Focusing on delivering diverse styles, genders and ages in the acts, the lineup includes two nights of Taylor Swift - one of the country's most anticipated and in-demand concerts of all time - with 135,000 guests during the two shows in Kansas City. Other performers include pop stars Beyoncé and Ed Sheeran, country superstar Luke Combs, as well as legends Billy Joel and Stevie Nicks. In addition, Arrowhead

Events welcomed Monster Jam for a fourth year and held the third-annual Q BBQ Fest – Kansas City on the playing surface at GEHA Field at Arrowhead.

In his time in Kansas City, Donovan has also created a new approach to sponsorships, setting a strategy to partner with companies which share the vision, qualities and values of the Kansas City Chiefs. In 2017, the Chiefs were recognized by the Kansas City Business Journal as a Champion of Business for leadership within industry, innovation and commitment to giving back to the community. In 2019 the Chiefs announced a partnership with Government Employees Health Association, Inc. (GEHA) and in 2021, Donovan helped the club expand that partnership and secure the first stadium naming rights agreement in the history of the franchise for GEHA Field at Arrowhead Stadium.

Donovan continues to target global brand growth and international fan expansion for the club. In December 2021, the NFL awarded the Chiefs International Home Marketing Area (IHMA) rights for both Germany and Mexico, followed by expansion to Austria and Switzerland as part of the league's Global Markets Program. The club has been designated to play the Miami Dolphins at Deutsche Bank Park in Frankfurt on Sunday, Nov. 5, marking the first of two 2023 NFL games in Germany. Since the launch of the Chiefs rights in Germany and Mexico, the brand has become a leader in both markets – ranking within the top five and top ten respectively for fanbase size. The Chiefs are engaged year-round in both markets through content, activations, media, and youth programming and Chiefs Flag Football to ensure that awareness of, and engagement with, the club is consistent. This approach has positioned the Chiefs as the top team in social following on Instagram in Germany of all teams with rights in the market. In addition, the club has signed a broadcast agreement with RTL Germany to air multiple preseason games as well as The Franchise presented by GEHA to fans in Germany, Austria and Switzerland. The team has begun signing partnerships with companies in Germany and continues business development conversations in the market leading up to the 2023 season.

Locally, the Chiefs continue to be a major economic leader in the Kansas City community. Chiefs games and other events at GEHA Field at Arrowhead Stadium generate nearly \$800 million annually in the metro area, including \$374 million in household income. They also support nearly 6,000 jobs and provide more than \$15 million in annual tax revenue for the State of Missouri.

Donovan's leadership extends to the community where he sits on the Board of Directors for the Hunt Family Foundation. He has helped establish a more strategic approach to the Chiefs charitable giving and community involvement, better enabling the club to carry out its vision to focus resources for greater impact. This approach has prioritized a handful of causes: children's health and wellness, children and families in crisis, civic responsibility and legacy of the Chiefs and the NFL. The Chiefs Charity Game, one of the many Kansas City traditions started by the Hunt family, is the longest-running and most successful charity game in the National Football League.

Donovan and his wife Kathy are also personally committed to the community, serving in numerous civic and charitable leadership roles. He served two terms as the Founding Board Chair for City Year Kansas City beginning in 2016 and remains on the board. For his support of City Year, AmeriCorps and the national service community, Donovan was awarded the Citizen Service Award by Voices for National Service in February of 2019. In the past few years, the couple has chaired the 2020 Angel Gala for The Children's Place, the 2019 City Year Gala as well as Treads and Threads 2019 to benefit The University of Kansas Health System. Kathy Donovan serves on United WE's Board of Directors. They served as keynote speakers for the United WE Champion Breakfast in 2021 and 2023 as allies to raise funds and awareness for the advancement of women's economic and civic leadership. He was also recognized as the 2021 Executive of the Year by the Kansas City Sports Commission, largely for his leadership in safely navigating the organization, the stadium and Chiefs fans through the COVID-impacted 2020 football season.

Donovan arrived in Kansas City after six years with the Philadelphia Eagles as Senior Vice President of Business Operations (2003-08). Prior to joining the Eagles, Donovan held leadership roles as the NFL's Senior Director of Sales and Marketing (1999-2003) and the Director of Sales and Marketing for the National Hockey League (1997-99). He also brings seven years of experience in the private business sector.

The Pittsburgh, Pennsylvania, native graduated from Brown University with a double major in political science and organizational behavior/management. He captained the Brown football squad as the team's quarterback and signed with the New York Giants as a free agent upon graduation.


He and his wife, Kathy, have two children and reside in Kansas City.

95 96 97 01 02 03 04 06 96 97 04 19 20 22
10 16 17 18 19 20 21 22

ANDY REID

HEAD COACH

32ND YEAR IN THE NFL | 11TH YEAR WITH THE CHIEFS



Andy Reid enters his 11th season at the helm of the Chiefs in 2023. He was hired as the club's 13th head coach in franchise history on January 7, 2013.

Entering his 25th season as an NFL head coach, Reid owns a 247-138-1 regular season record and adds a 22-16 postseason record, giving him 269 total wins, which ranks fifth in NFL history and second among active head coaches, trailing only New England Head Coach Bill Belichick. Reid is a three-time Super Bowl Champion. In 2019, his squad beat the San Francisco 49ers 31-20 in Super Bowl LIV, and just three seasons later in 2022, he led his team to a 38-35 victory over the Philadelphia Eagles in Super Bowl LVII. Reid joined the Chiefs after 14 seasons as Head

Coach/Executive Vice President of Football Operations of the Philadelphia Eagles where he compiled a 130-93-1 (.583) regular season record. Including his years as an assistant coach, Reid's teams have made the playoffs 24 times (31-21 record). He has coached in six Super Bowls and 13 Championship Games (8 NFC, 5 AFC), including being the first coach in NFL history to coach in five consecutive Conference Championship Games. He owns three NFL Coach of the Year titles.

Since his arrival in Kansas City, Reid's teams have made it to the playoffs nine out of 10 seasons, including hosting an NFL record five consecutive AFC Championship Games (2018-22), leading his squad to the Super Bowl three times in four seasons (2019, 2020, 2022). In 10 seasons under Reid, the Chiefs have recorded nine 10-plus win seasons and a .722 (117-45) winning percentage, which is the top mark in franchise history for any coach in his first 10 seasons leading the club.

In 2022, Reid led his team to a 14-3 record, securing the club's seventh-consecutive AFC West title and a No. 1 seed in the playoffs. The Chiefs defeated the Jacksonville Jaguars 27-20 in the Divisional Round and beat the Cincinnati Bengals 23-20 in an AFC Championship Game rematch, extending the club's NFL record to five championship games hosted at GEHA Field at Arrowhead Stadium. Under Reid's tutelage, QB Patrick Mahomes added his second NFL MVP (2019, 2022) and second Super Bowl MVP (LIV, LVII) award to his resume after leading the NFL in several statistical categories, including passing yards (5,250), touchdowns (41) and 25+ yard passes (49).

Reid's 2021 squad recorded a 12-5 record in the first NFL 17-game season, won a sixth-straight AFC West title and secured the No. 2 seed in the AFC. Kansas City defeated Pittsburgh 42-21 in the wild card round and Buffalo 42-36 in the divisional round before falling to Cincinnati 27-24 in the AFC Championship Game. In Week 4, Reid recorded his 100th victory with Kansas City (postseason included), becoming the first head coach in NFL history to tally 100-plus wins with two franchises.

The 2020 Kansas City Chiefs tallied a franchise record 14 wins (14-2 record), won their fifth-straight AFC West titles and secured the No. 1 seed in the AFC for the second time in three years (2018, 2020). Kansas City defeated Cleveland 22-17 in the divisional round and Buffalo 38-24 in its third consecutive AFC Championship Game at GEHA Field at Arrowhead Stadium. Kansas City hoisted the Lamar Hunt Trophy as AFC Champions for the second-straight year en route to its second consecutive Super Bowl appearance. After just three years as starting QB, Reid-mentored Mahomes, who became the fastest player to throw 100 touchdown passes, doing so in just 40 games.

In 2019, Reid's 12-4 Chiefs finished the regular season as AFC West Champs for a fourth-straight season and secured the No. 2

seed in the AFC. The club defeated Houston 51-31 in the divisional round and Tennessee 35-24 in the AFC Championship Game on it's way to returning to the Super Bowl for the third time in franchise history, marking the first Super Bowl appearance since the club won Super Bowl IV following the 1969 season. In Super Bowl LIV in Miami, Florida, Reid's Chiefs fell behind 20-10. Entering the fourth quarter, Mahomes rallied the offense, putting up 21-unanswered points to secure a 31-20 win over the San Francisco 49ers. Mahomes' performance earned him Super Bowl MVP honors.

In 2018, Reid's team notched a 12-4 record and its third-straight AFC West title. Mahomes became the first player in Chiefs history to be named NFL MVP. The club earned a No. 1 seed in the playoffs and defeated the Indianapolis Colts 31-13 in the divisional round. The win marked Kansas City's first home playoff win since Jan. 8, 1994. The Chiefs hosted their first AFC Championship Game in franchise history, falling 37-31 in overtime to the eventual Super Bowl LIII Champion New England Patriots. Following the season, Reid was named Coach of the Year from the Maxwell Football Club for the fourth time in his career (2000, 2002, 2010, 2018). That season, following the club's Week 7 win over the Cincinnati Bengals, Reid became just the ninth head coach in NFL history to log 200 wins (regular and postseason).

In 2017, Reid led the Chiefs to a 10-6 record en route to the club's second-consecutive AFC West title, the first time in franchise history the club had won the division in back-to-back years.

In 2016, Reid led the Chiefs to a 12-4 record and an AFC West title for the first time since 2010. The team finished a perfect 6-0 against its division foes. It was the club's best record since going 13-3 in 2003. The Chiefs earned a first-round bye in the NFL playoffs and hosted a home AFC Divisional Game.

In 2015, Reid's Chiefs rattled off 10 consecutive regular season wins to finish 11-5 and earn a playoff berth. The Chiefs defeated the Houston Texans 30-0 in an AFC Wild Card game in Houston, marking the team's first playoff win in 22 years. Reid and company advanced to the AFC Divisional Round. The club's 10-straight wins after starting just 1-5 marked the greatest turnaround in a single season in NFL history. Reid's efforts earned him AFC Coach of the Year honors.

In his first year with the club, Reid was named the 2013 AFC Coach of the Year by the 101 Committee after his squad recorded the greatest single-season turnaround in franchise history. Reid's team finished with an 11-5 record, a nine-game turnaround from the previous season and qualified for the postseason for the first time since 2010. Additionally, Reid mentored 10 players who earned Pro Bowl honors, more than any other team in the NFL that season.

One of the most successful coaches in professional sports, Reid utilizes a passionate, yet workmanlike approach as an NFL head coach. A former offensive lineman at BYU, Reid still lives and works with those humble principles he learned during his time in the trenches.

"Kansas City is just going to get better. This is just the start of it," the late Pro Football Hall of Fame Head Coach John Madden said upon Reid joining the Chiefs. "He has a plan. And he's very thorough, very smart. He's a good coach, always has been."

His vision, his dedication and his organizational skills have been impeccable during his coaching career. Reid joined Philadelphia as head coach in 1999 and remained in that role through the 2012 season, becoming one of just 11 first-time NFL head coaches to lead 12-or-more seasons with the same club. Reid assumed the additional role of Executive Vice President of Football Operations in 2001.

While compiling his 10-9 postseason record with Philadelphia, Reid led the Eagles franchise to one Super Bowl appearance, a game that saw Philadelphia fall by a mere field goal to the New England Patriots in Super Bowl XXXIX following the 2004 season. Reid guided Philadelphia to nine playoff appearances (2000,

2001, 2002, 2003, 2004, 2006, 2008, 2009, 2010) during his 14-year tenure in the City of Brotherly Love. During that time period, only Indianapolis (12) and New England (10) had more postseason appearances than the Eagles.

| MOST NFL WINS AS HEAD COACH | | |
|------------------------------------------|-----------------------|------------|
| 1. | Don Shula | 347 |
| 2. | George Halas | 324 |
| 3. | Bill Belichick | 329 |
| 4. | Tom Landry | 270 |
| 5. | Andy Reid | 269 |
| 6. | Curly Lambeau | 229 |
| 7. | Chuck Noll | 209 |
| 8. | Marty Schottenheimer | 205 |
| 9. | Dan Reeves | 201 |
| 10. | Chuck Knox | 193 |
| <i>* Bold Denotes Active NFL Coaches</i> | | |

The Eagles captured their sixth NFC East division title under Reid in 2010. Along the way, Reid played a vital role in the rebirth of QB Michael Vick, who earned Comeback Player of the Year honors as well as a Pro Bowl berth. Reid, himself, earned Coach of the Year honors from the Maxwell Football Club.

In 2008, Reid became the 37th coach to reach the 100-win plateau and the 22nd to win 100 games with one franchise. He overcame a 5-5-1 start to reach the NFC Championship Game.

In 2006, the Eagles lost six of their first 11 games and two of their most explosive players in QB Donovan McNabb and DE Jevon Kearse, but Reid led a five-game win streak to close out the season, capturing the NFC East division title.

The 2004 Eagles clinched the NFC East title with five games remaining in the regular season and the No. 1 seed in the NFC playoffs. Along the way, Reid passed Greasy Neale for the most wins in franchise history as the Eagles earned their first trip to the Super Bowl since 1980.

In 2003, Philadelphia overcame an 0-2 start and a slew of injuries to post its second consecutive 12-win season. A year earlier, Reid was the overwhelming choice as the NFL's Coach of the Year as the Eagles thrived without the services of McNabb to still capture home-field advantage in the playoffs. After a 5-11 mark in his first season, Reid led the 2000 Eagles to the greatest turnaround in franchise history, finishing second in the NFC East at 11-5 and earning a trip to the NFC Divisional Playoffs. For his efforts, Reid was named the NFL's Coach of the Year by the Maxwell Football Club, The Sporting News, and Football Digest.

Throughout his time in the NFL, Reid has continuously evaluated what is best for the game of football, serving on the NFL Competition Committee's Coaches Subcommittee. The subcommittee is instrumental in providing feedback to the NFL Competition Committee for potential rule changes and ways to improve the game.

"I am a huge fan of Coach Reid," NFL Commissioner Roger Goodell said. "He is a person I have tremendous respect for as a coach and family man. Andy has been very helpful to me as Commissioner. He has tremendous insight into our game, and we are fortunate to have him in the NFL."

Reid was originally introduced as the head coach of the Philadelphia Eagles on Jan. 11, 1999, after spending seven seasons as an assistant coach with the Green Bay Packers under Head Coach Mike Holmgren. During his seven years with the Packers, Reid served as the tight ends coach and assistant offensive line coach (1992-96) and as quarterbacks coach (1997-98). In his span with the Packers, the team reached the playoffs six times and represented the NFC twice in back-to-back Super Bowls, defeating New England in Super Bowl XXXI and falling to Denver in Super Bowl XXXII.

During his two-year stint as quarterbacks coach, Reid worked

with Pro Football Hall of Fame QB Brett Favre. While tutoring Favre, Reid and the Packers won their second straight NFC title, and Favre garnered league MVP honors for the third consecutive season.

Prior to joining the NFL ranks, Reid's final collegiate stop was in Columbia, Missouri, as he coached the offensive line at the University of Missouri (1989-91). Prior to his stint with the Tigers, Reid spent two years working with the offensive line at the University of Texas - El Paso, and before that, he held the same position with Northern Arizona. In 1983, Reid took the position of offensive coordinator and offensive line coach at San Francisco State, helping the Gators lead the nation in passing and total offense for three consecutive years (1983-85).

A tackle and guard at Brigham Young University from 1979-81, Reid entered the coaching ranks as a graduate assistant at BYU under Head Coach LaVell Edwards in 1982. It was in that time at

BYU that Reid began his association with Holmgren, who served as the quarterbacks coach for the Cougars. While at BYU, Reid earned both a bachelor's degree in physical education and a master's degree in professional leadership in physical education and athletics. While playing for the Cougars, Reid was also a columnist for the Provo Daily Herald.

A native of Los Angeles, Reid prepped at John Marshall High School in Los Angeles and went on to go to Glendale (Calif.) Junior College before attending BYU. Reid has been inducted into the Marshall High School Athletic Hall of Fame, as well as the Glendale Junior College Hall of Fame.

Education: Brigham Young University (B.A. 1981). **Born:** Los Angeles **Family:** Wife - Tammy; Children - Sons Spencer, Britt and the late Garrett, and daughters Drew Ann and Crosby. He has 12 grandchildren - Maverick, Somers, Saylor, Blake, Reid, Brigitte, Canyon, Ryker, Rylon, Garrett, Ford and Levi.

REID'S HEAD COACHING RECORD

| Year | Reg. Season | Pct. | Playoffs | Overall | Result |
|---------------|------------------|-------------|--------------|------------------|------------------------------------------------------------------------------------------------------------------|
| 1999 | 5-11 | .313 | 0-0 | 5-11 | 5th in NFC East |
| 2000 | 11-5 | .688 | 1-1 | 12-6 | 2nd in NFC East; reached divisional playoffs |
| 2001 | 11-5 | .688 | 2-1 | 13-6 | 1st in NFC East; reached NFC Championship Game |
| 2002 | 12-4 | .750 | 1-1 | 13-5 | 1st in NFC East; reached NFC Championship Game |
| 2003 | 12-4 | .750 | 1-1 | 13-5 | 1st in NFC East; reached NFC Championship Game |
| 2004 | 13-3 | .813 | 2-1 | 15-4 | 1st in NFC East; reached Super Bowl XXXIX |
| 2005 | 6-10 | .375 | 0-0 | 6-10 | 4th in NFC East |
| 2006 | 10-6 | .625 | 1-1 | 11-7 | 1st in NFC East; reached divisional playoffs |
| 2007 | 8-8 | .500 | 0-0 | 8-8 | 4th in NFC East |
| 2008 | 9-6-1 | .594 | 2-1 | 11-7-1 | 2nd in NFC East; reached NFC Championship Game |
| 2009 | 11-5 | .688 | 0-1 | 11-6 | 2nd in NFC East; reached wild card round |
| 2010 | 10-6 | .625 | 0-1 | 10-7 | 1st in NFC East; reached wild card round |
| 2011 | 8-8 | .500 | 0-0 | 8-8 | 2nd in NFC East |
| 2012 | 4-12 | .250 | 0-0 | 4-12 | 4th in NFC East |
| 2013 | 11-5 | .688 | 0-1 | 11-6 | 2nd in AFC West; reached wild card round |
| 2014 | 9-7 | .563 | 0-0 | 9-7 | 2nd in AFC West |
| 2015 | 11-5 | .688 | 1-1 | 12-6 | 2nd in AFC West; reached divisional playoffs |
| 2016 | 12-4 | .750 | 0-1 | 12-5 | 1st in AFC West; reached divisional playoffs |
| 2017 | 10-6 | .625 | 0-1 | 10-7 | 1st in AFC West; reached wild card round |
| 2018 | 12-4 | .750 | 1-1 | 13-5 | 1st in AFC West; reached AFC Championship Game |
| 2019 | 12-4 | .750 | 3-0 | 15-4 | 1st in AFC West; Super Bowl LIV Champions |
| 2020 | 14-2 | .875 | 2-1 | 16-3 | 1st in AFC West; reached Super Bowl LV |
| 2021 | 12-5 | .706 | 2-1 | 14-6 | 1st in AFC West; reached AFC Championship Game |
| 2022 | 14-3 | .824 | 3-0 | 17-3 | 1st in AFC West; Super Bowl LVII Champions |
| TOTALS | 247-138-1 | .641 | 22-16 | 269-154-1 | 18 Playoff Berths, 13 Div. Titles, 1 NFC Title, 3 AFC Titles, 2 Super Bowl Championships (LIV & LVII) |

REID'S COACHING TREE

Throughout his time as an NFL head coach, Andy Reid has constructed quality coaching staffs to assist him. A number of those assistants have since gone on to head coaching responsibilities for other NFL franchises. Below is a list of notable coaches who have come from Reid's Philadelphia/Kansas City staffs:

| Coach | Current Team | Yrs in Current Role | Current Position / Previous Position |
|-----------------|--------------|---------------------|-------------------------------------------|
| Todd Bowles | Tampa Bay | 2019-present | Head Coach / Former NYJ HC |
| Brad Childress | -- | -- | Former MIN Head Coach |
| David Culley | -- | -- | Former HOU Head Coach |
| Leslie Frazier | -- | -- | Asst. HC/Def. Coordinator / Former MIN HC |
| John Harbaugh | Baltimore | 2008-present | Head Coach |
| Sean McDermott | Buffalo | 2017-present | Head Coach |
| Matt Nagy | Kansas City | 2022-present | Off. Coordinator / Former CHI Head Coach |
| Doug Pederson | Jacksonville | 2022-present | Head Coach / Former PHI Head Coach |
| Ron Rivera | Washington | 2020-present | Head Coach / Former CAR HC |
| Pat Shurmur | -- | -- | Former NYG HC |
| Steve Spagnuolo | Kansas City | 2019-present | Def. Coordinator / Former STL HC |

REID'S STAFF MEMBERS WITH NFL PLAYING EXPERIENCE

Head Coach Andy Reid has assembled a staff with a number of coaches who are former NFL players. A total of four assistant coaches on Reid's staff account for 28 total years of playing experience in the NFL, including Todd Pinkston who played under Head Coach Andy Reid in Philadelphia. A list of the former players, their teams and playing years is below.

| Coach | Position | Total Years | Team(s) | Years | Years of Service |
|---------------|----------|-------------|--------------|-------------|------------------|
| Andy Heck | OL | 12 | Seattle | 1989-93 | 5 |
| | | | Chicago | 1994-98 | 5 |
| | | | Washington | 1999-00 | 2 |
| Dave Merritt | LB | 4 | Miami | 1993 | 1 |
| | | | Arizona | 1993-95 | 3 |
| Todd Pinkston | WR | 6 | Philadelphia | 2000-05 | 6 |
| Rod Wilson | LB | 6 | Chicago | 2005-08, 10 | 5 |
| | | | Tampa Bay | 2009 | 1 |



BRETT VEACH
GENERAL MANAGER

10 16 17 18 19 20 22
20 21 22

19 22

17TH YEAR IN THE NFL | 11TH YEAR WITH THE CHIEFS



Brett Veach enters his seventh season as the Kansas City Chiefs General Manager and his 17th year in the National Football League in 2023. Veach was named the seventh general manager in Kansas City Chiefs history on July 10, 2017, reporting directly to Chiefs Chairman and CEO Clark Hunt on all player personnel matters.

“After a comprehensive search process, I am pleased to announce that we have hired Brett Veach to serve as the next General Manager of the Kansas City Chiefs,” Hunt said in a statement upon his hire. “Brett has a sharp football mind, a tremendous work ethic and a keen eye for finding talent. Over the last four seasons he’s played a critical role in building our football team. I look forward to working with him to continue to build on the strong foundation we have in place.”



| VEACH'S FOOTBALL CAREER | |
|-------------------------|---------------------------------------------------------------------------------------------------------------------------------|
| 1998-03 | Delaware Wide Receiver ('98-01) Graduate Assistant Coach ('02-03) |
| 2007-12 | Philadelphia Eagles Asst. to HC ('07-09) Pro & College Scout ('10) Southeast Regional Scout ('11-12) |
| 2013-23 | Kansas City Chiefs Pro & College Analyst ('13-14) Co-Director of Player Personnel ('15-16) General Manager ('17-23) |

Veach enters his 11th season with the Chiefs after originally joining the club in 2013. He was promoted to Co-Director of Player Personnel prior to the 2015 season after serving two seasons as the club’s Pro and College Personnel Analyst (2013-14).

During Veach’s six seasons as general manager, the club has won the AFC West every year, hosted an NFL record five-straight AFC Championship Games, en route to three Super Bowl appearances in four years, and has hoisted the Lombardi Trophy twice (LIV, LVII).

In 2022, the Chiefs recorded a 14-3 record, securing a franchise-record seventh-consecutive AFC West title and a No. 1 seed in the playoffs. Kansas City defeated the Jacksonville Jaguars 27-20 in the divisional round and beat the Cincinnati Bengals 23-20 in an AFC Championship Game rematch, extending the club’s NFL record to five-straight championship games hosted at GEHA Field at Arrowhead Stadium. QB Patrick Mahomes added his second NFL MVP and second Super Bowl MVP to his resume after leading the NFL in several statistical categories, including passing yards (5,250), touchdowns (41) and 25+ yard passes (49).

The 2021 Kansas City Chiefs recorded a 12-5 record in the NFL's first 17-game season, extended the franchise record to six-straight AFC West titles and secured the No. 2 seed in the AFC. Kansas City defeated Pittsburgh 42-21 in the wild card round and Buffalo 42-36 in the divisional round en route to hosting an NFL-record fourth-consecutive AFC Championship Game at GEHA Field at Arrowhead Stadium. The Chiefs fell to Cincinnati 27-24 in overtime.

The 2020 squad went 14-2, earning a fifth-straight AFC West title and secured the No. 1 seed in the AFC. Kansas City defeated Cleveland 22-17 in the divisional round and Buffalo 38-24 in the third-consecutive AFC Championship Game at GEHA Field at Arrowhead Stadium. Kansas City hoisted the Lamar Hunt Trophy as AFC Champions for the second-straight year en route to its second-consecutive Super Bowl appearance. The club fell to the Tampa Bay Buccaneers 31-9 in Super Bowl LV.

In 2019, the Chiefs finished 12-4 in the regular season, notched a fourth-consecutive AFC West Championship, and secured the No. 2 seed in the AFC. The club defeated the Houston Texans 51-31 in the divisional round and the Tennessee Titans 35-24 in the AFC Championship Game on it’s way to returning to the Super Bowl for the third time in franchise history and first time since the club won Super Bowl IV following the 1969 season.

In Super Bowl LIV in Miami, Florida, the Chiefs fell behind 20-10. Entering the fourth quarter, Mahomes rallied his offense, putting up 21-unanswered points to secure a 31-20 win over the San Francisco 49ers. Mahomes' performance earned Super Bowl MVP honors. At 41 years old, Veach became the second-youngest general manager to win a Super Bowl.

In 2018, the team notched a 12-4 record and third-straight AFC West title. The club earned a No. 1 seed in the playoffs and defeated the Indianapolis Colts 31-13 in the divisional round. The win marked Kansas City's first home playoff win since Jan. 8, 1994. The Chiefs hosted the first AFC Championship Game in franchise history, falling 37-31 in overtime to the eventual Super Bowl LIII Champion New England Patriots. Following the season, Mahomes became the first player in Chiefs history to be named NFL MVP as he became just the second quarterback (QB Peyton Manning in 2013) in NFL history to throw for 50 touchdowns and 5,000 passing yards in a single season.

In 2017, the club compiled a 10-6 record and led the division for the second-consecutive season, marking the first time in franchise history the Chiefs had won the division in back-to-back seasons.

The 2023 NFL Draft marked the sixth draft that Veach was at the helm of the personnel department. In six drafts, he has made four first-round selections, including two in 2022. Veach selected DE Felix Anudike-Uzomah (Kansas State) with the 31st pick of the 2023 NFL Draft. In the 2022 NFL Draft, Veach traded up to select CB Trent McDuffie (Washington) with the 21st overall selection, and at No. 30, he selected DE George Karlaftis (Purdue).

Prior to the 2021 NFL Draft, Veach traded the 31st overall pick to Baltimore in exchange for T Orlando Brown. In 2019, the club traded the 29th overall pick to Seattle in exchange for DE Frank Clark. The club's 22nd overall selection in 2018 was traded to Buffalo in 2017 in order to move up and draft QB Patrick Mahomes 10th overall. Prior to being promoted to general manager, Veach played an integral role in the scouting process of Mahomes leading up to the 2017 NFL Draft. In his first six NFL seasons, Mahomes is a two-time NFL MVP (2018, 2022), as well as a two-time Super Bowl MVP (LIV, LVIII). Entering in the 2023 NFL season, Mahomes owns 24,241 passing yards, 192 touchdowns and 49 INTs in his career and became the fastest player in NFL history to throw 20,000 passing yards, doing so in just 67 games.

Since Veach was elevated to general manager, he has proven his competitive approach to building the roster is ongoing. Prior to the 2022 NFL Draft, Veach traded WR Tyreek Hill to the Miami Dolphins in exchange for five draft picks, including three in the 2022 NFL Draft, giving the club 12 total picks, which was the most amount of picks Veach has had entering the draft. Ten of the 12 picks started at least one contest in the 2022 season. All 16 of Veach's draft picks from the 2021 and 2022 NFL Drafts are currently on the club's roster, and eight of them started in Super Bowl LVII.

Veach also has proven his due diligence in evaluating talent

year-round. In his time as general manager, he has signed or traded for contributors in Harrison Butker (2017, Week 4), Darrelle Revis (2017, Week 12), LeSean McCoy (2019, Week 1), Terrell Suggs (2019, Week 16), Le'Veon Bell (2020, Week 6), Carlos Dunlap (2022 Training Camp) and Kadarius Toney (2022, Week 8).

| VEACH'S FIRST-ROUND DRAFT HISTORY | | |
|-----------------------------------|---------------|----------------------------------------|
| Year | No. (Overall) | Selection (School) |
| 2007 (PHI) | -- | No First-Round Selection |
| 2008 | -- | No First-Round Selection |
| 2009 | 19 | WR Jeremy Maclin (Missouri) |
| 2010 | 13 | DE Brandon Graham (Michigan) |
| 2011 | 21 | G Danny Watkins (Baylor) |
| 2012 | 12 | DT Fletcher Cox (Miss. State) |
| 2013 (KC) | 1 | T Eric Fisher (Central Michigan) |
| 2014 | 23 | LB Dee Ford (Auburn) |
| 2015 | 18 | CB Marcus Peters (Washington) |
| 2016 | -- | No First-Round Selection |
| 2017 | 10 | QB Patrick Mahomes (Texas Tech) |
| 2018 | -- | No First-Round Selection |
| 2019 | -- | No First-Round Selection |
| 2020 | 32 | RB Clyde Edwards-Helaire (LSU) |
| 2021 | -- | No First Round Selection |
| 2022 | 21 | CB Trent McDuffie (Washington) |
| 2022 | 30 | DE George Karlaftis (Purdue) |
| 2023 | 31 | DE Felix Anudike-Uzomah (Kansas State) |

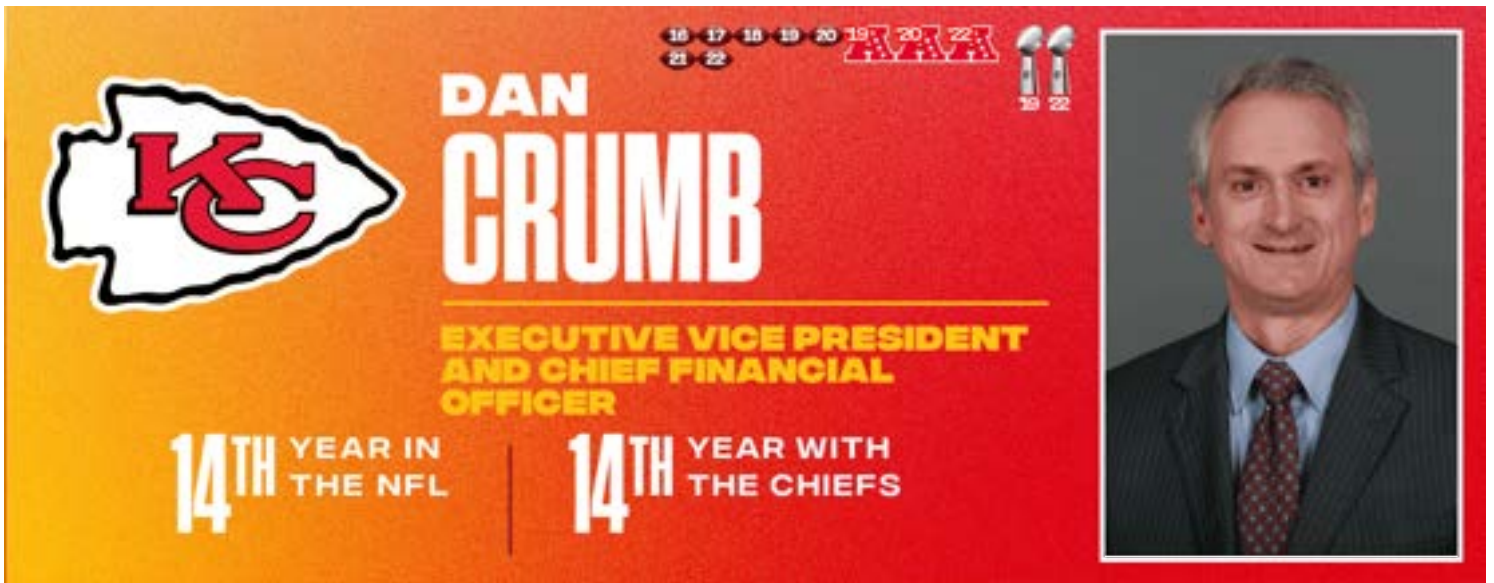
The Mt. Carmel, Pennsylvania, native joined the Chiefs after spending six years with the Philadelphia Eagles (2007-12). He served as a Southeast Regional Scout (2011-12) after originally joining Philadelphia's Player Personnel Department as a Pro and College Scout in 2010.

Prior to entering the scouting department, Veach was the Assistant to Head Coach Andy Reid for three seasons (2007-09). Before joining the Eagles, Veach was the Supervisor of Intercollegiate Athletic Events at his alma mater, the University of Delaware (2005-06). He was a four-year letterman as a wide receiver for the Blue Hens, catching 99 passes for 1,470 yards (14.8 avg.). He left Delaware as the school's all-time leader in kickoff return yards with 1,558 yards.

Veach earned a bachelor's degree in health and physical education and a master's degree in education from Delaware. Along the way, he earned Atlantic 10 Conference All-Academic honors three times during his collegiate career. He was a standout running back for Mt. Carmel High School where he was named state player of the year in 1996 and was a two-time all-state selection. He was also selected to participate in the Big 33 game between the top high school players from Pennsylvania and Ohio.

Education: Delaware (B.S. 2002, Ed.M. 2004). **Born:** Mt. Carmel, Pa. **Family:** Wife - Alison; Children - twin sons, Elijah and Wylan, and a daughter, Ella.

| VEACH'S NFL RECORD | | | | | |
|--------------------|-----------------|-------------|-------------|------------------|--------------------------------------------------------------------------------------------------------------------|
| Year | Reg. Season | Pct. | Playoffs | Overall | Result |
| 2007 | 8-8 | .500 | 0-0 | 8-8 | 4th in NFC East |
| 2008 | 9-6-1 | .594 | 2-1 | 11-7-1 | 2nd in NFC East; reached NFC Championship Game |
| 2009 | 11-5 | .688 | 0-1 | 11-6 | 2nd in NFC East; reached wild card round |
| 2010 | 10-6 | .625 | 0-1 | 10-7 | 1st in NFC East; reached wild card round |
| 2011 | 8-8 | .500 | 0-0 | 8-8 | 2nd in NFC East |
| 2012 | 4-12 | .250 | 0-0 | 4-12 | 4th in NFC East |
| 2013 | 11-5 | .688 | 0-1 | 11-6 | 2nd in AFC West; reached wild card round |
| 2014 | 9-7 | .563 | 0-0 | 9-7 | 2nd in AFC West |
| 2015 | 11-5 | .688 | 1-1 | 12-6 | 2nd in AFC West; reached wild card round |
| 2016 | 12-4 | .750 | 0-1 | 12-5 | 1st in AFC West; reached wild card round |
| 2017 | 10-6 | .625 | 0-1 | 10-7 | 1st in AFC West; reached wild card round |
| 2018 | 12-4 | .750 | 1-1 | 13-5 | 1st in AFC West; reached the AFC Championship Game |
| 2019 | 12-4 | .750 | 3-0 | 15-4 | 1st in AFC West; Super Bowl LIV Champions |
| 2020 | 14-2 | .875 | 2-1 | 16-3 | 1st in AFC West; reached Super Bowl LV |
| 2021 | 12-5 | .706 | 2-1 | 14-6 | 1st in AFC West; reached AFC Championship Game |
| 2022 | 14-3 | .824 | 3-0 | 17-3 | 1st in AFC West; Super Bowl LVII Champions |
| TOTALS | 167-99-1 | .649 | 14-9 | 180-100-1 | 12 Playoff Appearances, 8 Div. Titles, 3 AFC Titles, 2 Super Bowl Championships (Super Bowl LIV & LVII) |



Dan Crumb was named Kansas City's Chief Financial Officer on September 17, 2010 and added the title of Executive Vice President in March 2021. He enters his 14th season in the National Football League in 2023, working with Chiefs Chairman and CEO Clark Hunt and President Mark Donovan in directing the club's financial operations and supporting the team's business operations.

Since joining the Chiefs, Crumb has been instrumental in instituting changes that have improved the team's business performance and efficiency, including the development of the team's business intelligence, strategy and data analytics capabilities, while also strengthening business continuity and disaster recovery plans. He also oversaw the implementation of new forecasting and budgeting, financial reporting, human resources/payroll and CRM systems along with the development of a company-wide internal business planning system complete with dashboarding and benchmarking tools to maximize efficiency in the business planning process. Along with the club's finance, strategy and data analytics and accounting departments, Crumb also oversees the team's information technology department, which serves the technology needs of both the Chiefs and Hunt Midwest Enterprises. For his work, Crumb was recognized as a 2016 CFO of the Year by the Kansas City Business Journal.

Throughout 2021, Crumb and the club's information technology department continued to strategically outsource software as a service partner while maintaining closer control on the internal systems needed to facilitate gameday and other major events at GEHA Field at Arrowhead Stadium. New solutions in payment processing as well as customer data, marketing and loyalty were introduced to improve the fan experience. Additionally, enhanced protective controls were added for both building access and event credentialing. Lastly, the technology team digitized many of the processes and displays in the club's player personnel department.

"Dan has a proven track record of success as a financial officer, and his leadership and experience make him a key addition to our business operations," Hunt said upon hiring Crumb.

Prior to joining the Chiefs, Crumb, a New Orleans native, worked for the New Orleans Hornets of the National Basketball Association as the team's Senior Vice President and Chief

Financial Officer. During his time with the Hornets, he led the club's finance, human resources and information technology departments. He oversaw the transition of the finance department from Oklahoma City to New Orleans following Hurricane Katrina. In addition to financial leadership, Crumb was responsible for compliance with league standards and policies.

Before joining the Hornets, Crumb served as the Chief Financial Officer of Abita Springs Water Company, Inc. He guided the company's rebuilding efforts through Hurricanes Katrina and Rita, which included adjusting the company's business model, procuring product from alternate sources and preparing business interruption and property and casualty claims related to Hurricane Katrina. He also managed the company's finance, information technology and human resources departments for the organization's multi-state operation. Crumb began his professional career at KPMG, an international audit, tax and advisory firm.

An active member of the New Orleans community, Crumb served on the Board of Directors for The Salvation Army, Café Hope and Second Harvest Food Bank of Greater New Orleans and Acadiana. He was also a guest lecturer at the Tulane University Law School Sports Law Program and has authored a number of articles for national and state CPA society journals.

Crumb has brought that same community involvement to the Midwest and is part of numerous philanthropic organizations in Kansas City. He sat on the Board of Trustees for the National World War I Museum and Memorial and is still an active committee member of their Gallery Refresh Task Force. He is also a member of the Board of Directors for the Truman Library Institute, the United Way of Greater Kansas City and Harvesters Community Food Network, having served as a past Chair.

In addition to his community service, Crumb is a member of the American Institute of Certified Public Accountants, the Missouri Society of Certified Public Accountants and the Kansas Society of Certified Public Accountants. He also served on the Board of Directors of the Kansas Society of Certified Public Accountants and the Missouri Society of Certified Public Accountants.

Education: University of New Orleans (B.S. Finance 1987); Tulane University (M.B.A. 1989). **Family:** Wife - Janet; Children - Pat and Ally.



Lara Krug was hired as Kansas City's Executive Vice President and Chief Marketing Officer on June 29, 2021 and begins her third season in the National Football League in 2023.

As the first CMO in franchise history, Krug oversees all club marketing functions, including brand marketing; community outreach; digital, social and website operations; influencer activation; event entertainment; content production and the Hunt Family Foundation. Krug is also responsible for all consumer products as well.

Reporting directly to team President Mark Donovan, she strategically and proactively works across the organization to identify opportunities to help internal and external stakeholders achieve key growth objectives. Employing short- and long-term strategies, Krug and the marketing team are focused on brand extensions and loyalty with current and new fans; engaging with fans through original content across all the club's social, digital and mobile channels; as well as creating once-in-a-lifetime experiences domestically and globally all in an effort to welcome all to Chiefs Kingdom.

In addition to managing all domestic marketing efforts for the team, Krug is leading the club's international growth in both Germany and Mexico as part of the NFL's IHMA (International Home Marketing Area) announcement in 2021. This league initiative grants clubs access to international territories for marketing, fan engagement and commercialization, enabling the Chiefs to build a more robust global brand while driving NFL fan growth internationally. Krug is also a part of the team that secured the club's first ever game in Germany in the 2023 season.

"We are thrilled to welcome Lara to Chiefs Kingdom as part of our executive team and as the first Executive Vice President and Chief Marketing Officer in club history. Her track record of success in brand marketing across multiple industries gives us confidence that her voice and expertise will be extremely beneficial for our organization," Chiefs President Mark Donovan said at the time of her hiring.

Prior to joining the Chiefs, Krug spent more than seven years in multiple marketing roles with Anheuser-Busch InBev, eventually taking over as Vice President of U.S. Marketing for Stella Artois (2018-21). Before leading the national marketing efforts for Stella Artois, she served as the Vice President of U.S. Marketing for Anheuser-Busch InBev's Regional Brands, including Estrella Jalisco, Landshark, Presidenté, Beck's and Kirin. Those roles saw her develop and lead experiential platforms and campaigns around Super Bowl LIV (2020) and the FIFA World Cup (2018). She also held positions as the Director of Global Experiential Marketing and Director of Global Digital and Media Operations at Anheuser-Busch InBev.

Before joining A-B InBev, she spent three years with L'Oréal USA, where she finished her time as Associate Vice President of Global Digital Marketing, overseeing the creation of digital and social content toolkits, CRM and data capture strategy. Prior to L'Oréal, Krug was the Manager of Online Marketing for Avon Inc. and Avon.com and was a Media Strategist for multiple national clients at PHD Media.

Education: Miami University (B.A. 2007). **Family:** Husband - Colin; Children - Blake and Carter.



Ted Crews was promoted to Executive Vice President of Communications on April 22, 2021 after originally joining the franchise as the Vice President of Communications on Jan. 27, 2012. He begins his 12th season with the Chiefs in 2023.

Crews serves as the club's primary contact and spokesperson for the team's communications efforts for both football and business operations, and is the club's key liaison between coaches, players, team executives and local, national and international media members. He oversees a staff that also works directly with the coaching and personnel departments on research, statistics and other miscellaneous projects. During his time with the Chiefs, Crews has played a critical role in helping the club transition to new coaching and personnel staffs.

Crews is responsible for media scheduling, preparation and speech writing for all facets of the organization, working closely with Chiefs Chairman and CEO Clark Hunt, Head Coach Andy Reid, General Manager Brett Veach, President Mark Donovan and the club's key players to unify messaging and problem solve.

In the 2020 and 2021 seasons, Crews and his team didn't skip a beat. Even with the COVID protocols they still provided regular access to the club's players, coaches and executives to promote the brand. They used this time to update the credential application process as well.

In 2014, Crews oversaw the development of a corporate communications department designed to better serve the needs of the club's business operations. Working closely with Donovan, Crews implemented a strategy that focused on media preparation, publicity and messaging support for all departments in the building on both the local and national levels.

This work includes supporting the communications efforts of the team's marketing, outreach and partnership staffs, as well as Arrowhead Events - the club's special events arm - which brings concerts, college football, motorsports, festivals and other special events to the stadium. Crews and his staff have had significant roles in the communication strategies around the partnership

announcement for GEHA Field at Arrowhead Stadium as well as Chiefs Fit, the club's multi-location fitness center concept.

Entering his 26th season in the National Football League, Crews has been invited by the NFL 10 times to serve as a captain on the league's Super Bowl public relations staff (XLIX, XLIV, XLV, XLVI, XLVII, XLVIII, XLIX, 50, LI, LII) and has also been invited to work a number of Pro Bowls. In 2017, 2018 and 2019 prior to the Super Bowl, the Fritz Pollard Alliance Foundation has honored Crews at the Johnnie L. Cochran Jr. Salute to Excellence Awards Ceremony for his outstanding work and success as an African American in an executive position in the NFL. He was named to the inaugural Executive Board for the Fritz Pollard Alliance in 2021.

A graduate of South Carolina State, Crews was recognized in March of 2014 with one of the school's highest honors as he was selected to receive the Distinguished Young Alumnus Award. In 2013, he was named one of the first 20 people honored as part of the Who's Who in Black Kansas City.

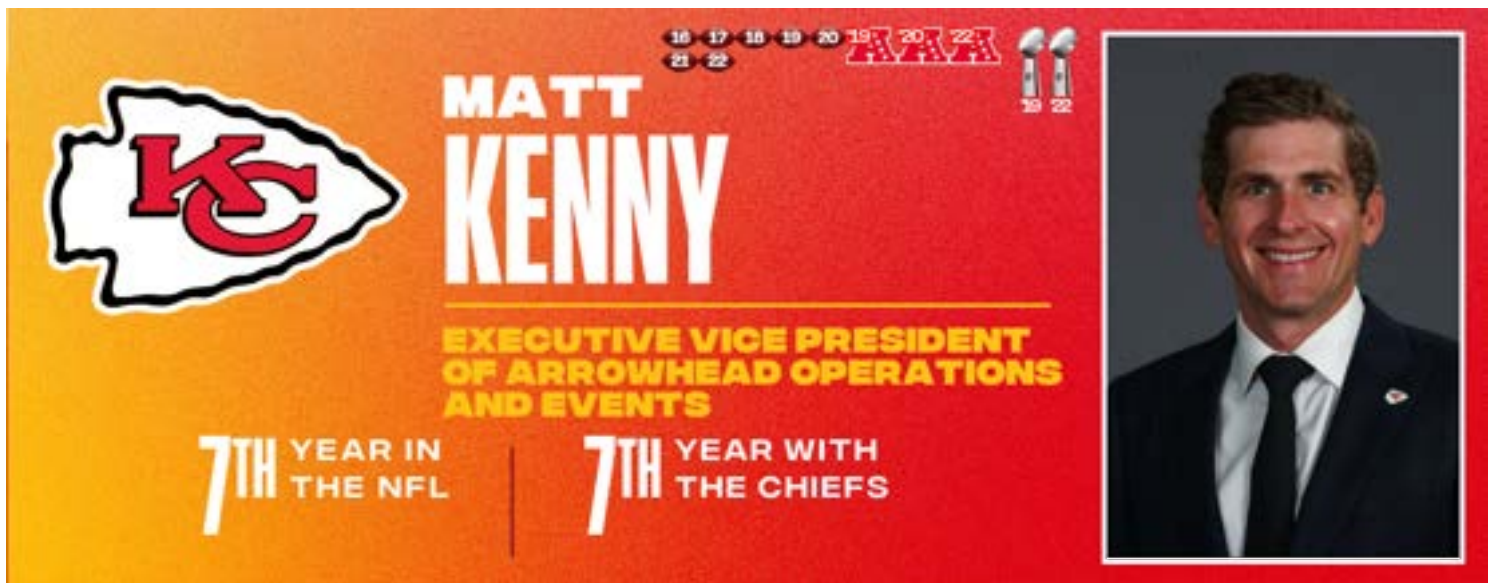
Prior to joining the Chiefs, Crews spent three seasons (2009-11) as Senior Director of Communications for the St. Louis Rams. In that capacity, he served as the primary contact on all football matters for the owners, general manager and head coach, in addition to serving as the team's official spokesperson.

Before joining the Rams, he held the title of Football Communications Manager with the Atlanta Falcons for four seasons (2005-08). In Atlanta, he provided media support for the general manager and head coach, in addition to the coaching staff and players.

The Columbia, Md., native spent five seasons as the Media Relations Assistant for the Carolina Panthers (2000-04) after originally entering the NFL as a department intern with the Panthers, serving two years in that role.

Education: South Carolina State University (B.A. 1999).

Family: Wife - Michelle; Children - Tesdell Jacob IV, Olivia Celeste and Dean J. William.



Matt Kenny was promoted to Kansas City's Executive Vice President of Arrowhead Operations and Events on March 23, 2021 after originally joining the team as the Vice President of Stadium Services and Events in September 2017. He is entering his seventh season with the club in 2023.

Kenny oversees the fan experience at GEHA Field at Arrowhead Stadium, including parking and logistics, event operations, guest services, and the club's relationships with concessions and merchandise partners. He also oversees Arrowhead Events, the non-football revenue-generating arm of the Chiefs, the team's training camp and is the club's main point of contact with the Jackson County Sports Complex Authority. Additionally, the security, stadium operations and facilities functions for GEHA Field at Arrowhead Stadium and The University of Kansas Health System Training Complex report to him.

Kenny is also leading the evolution of the club's retail and hospitality experience. With the guiding principles of speed of service, quality product, customer value and optionality, the advancements include the transition to frictionless and cashless payments, introduction and expansion of mobile ordering, kiosk order and payment and grab-and-go concessions stands. Additionally, Kenny has spearheaded the introduction of five new all-inclusive club spaces inside the stadium, the development of the Ford Tailgate District, the repositioning of the Tailgate Suites presented by Tickets for Less and the redesign and renovation of the retail experience at GEHA Field at Arrowhead Stadium.

Despite industry setbacks caused by the pandemic, Arrowhead Events continues to schedule and host regional and world-class events, including the biggest touring artists, Monster Jam, NCAA Div. I football and the development of owned assets, including Q BBQ Fest - Kansas City. The summer of 2023 was the busiest summer in the stadium's history as it hosted five of the world's top concerts across six shows in GEHA Field at Arrowhead Stadium - including two nights of Taylor Swift | The Eras Tour.

Kenny is part of a group of team and civic leaders, which included the Kansas City Sports Commission, who successfully

secured the bid for Kansas City to host the 2023 NFL Draft, and he was a member of the Executive Committee that successfully won Kansas City's bid to host 2026 FIFA World Cup Matches at GEHA Field at Arrowhead Stadium and will serve as the Chiefs representative on the board that will govern the entity responsible for planning and executing Kansas City's obligations to the FIFA games.

Kenny joined the Chiefs after five years as Senior Director of Event Operations for the Chicago Cubs and Wrigley Field in Chicago. While in Chicago, he was responsible for leading event operations and transforming the guest experience. In addition, he led the development and operations of the enterprise-wide events business and served as a project manager and contributor to the Wrigley Field restoration and related real estate developments.

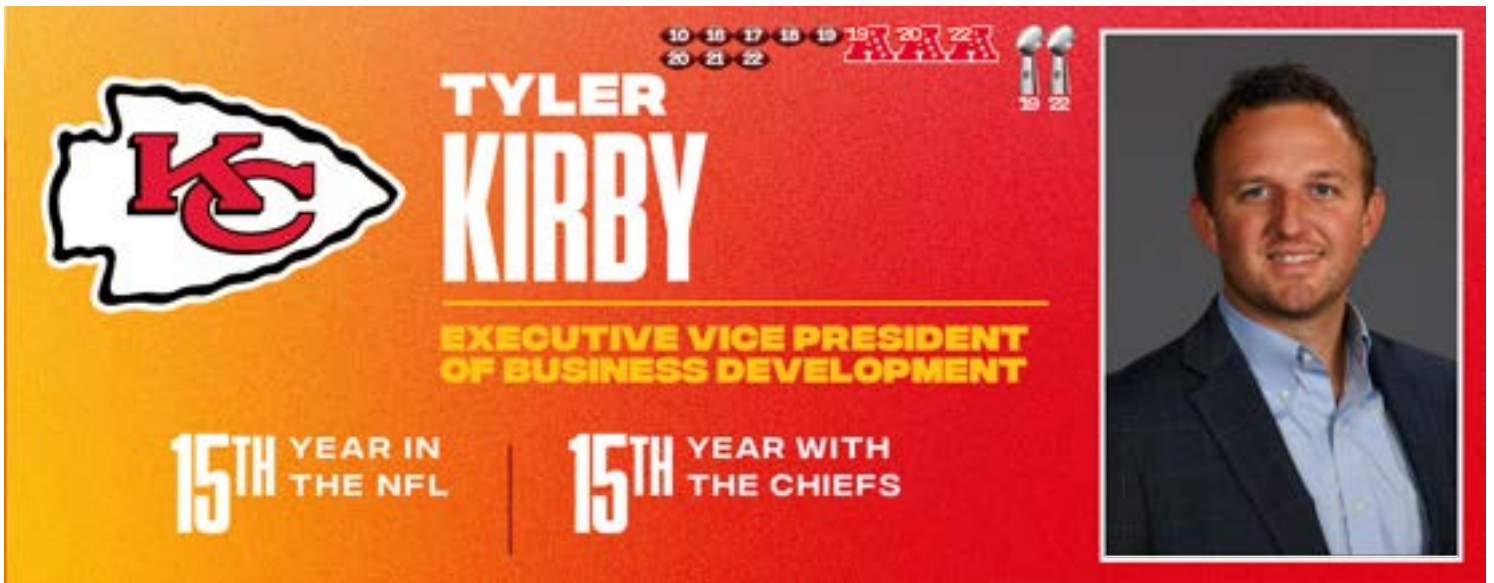
Prior to his time at Wrigley Field, Kenny served as Senior Director of Security and Event Services for the Milwaukee Brewers and Miller Park in Milwaukee. In his role, he oversaw all events and the guest experience at Miller Park, including food and beverage and parking partners, and supported the procurement of non-baseball event opportunities. In addition, he maintained relationships with the City of Milwaukee and the Stadium District.

Before joining the Major League Baseball ranks, Kenny worked for the Metropolitan Entertainment and Convention Authority in Omaha, Nebraska, serving as House Manager for Omaha Civic Auditorium. While there, he coordinated and managed all aspects of facilities and events at the venues, including the group's arena, convention center and theater.

He currently sits on the Board of Directors for the Kansas City Sports Commission, the Stadium Managers Association and serves on the aforementioned Kansas City 2026 World Cup Entity.

Kenny studied finance at Miami University's Richard T. Farmer School of Business in Oxford, Ohio, and continued his training at Northwestern University's Kellogg School of Management Executive Education Program.

Education: Miami University; Northwestern University.
Family: Wife - Ann; Children - Charlie and Graham.



Tyler Kirby enters his 15th season with the Kansas City Chiefs in 2023 and is in his second season as the club's Executive Vice President of Business Development, having been promoted to the position in May 2022.

In his current position, Kirby oversees all aspects of the team's premium sales and client services, including consumer and performance marketing efforts. Kirby's team focuses on growing fans through a fully digital and data-driven approach and a modernized ticketing operation and fan experience. He also leads the club's client services and premium sales departments.

Over the years, Kirby has been integral in launching innovative ticketing initiatives at GEHA Field at Arrowhead Stadium as well as strengthening the club's digital marketing efforts, using data and technology to transform the way the club connects with individuals, markets to fans and grows Chiefs Kingdom. The club has consistently been an NFL leader in ticketing, digital marketing, and innovation during Kirby's tenure.

Prior to being elevated to his current position, Kirby served as

the Vice President of Business Development for one year (2021), Vice President of Ticketing for four years (2017-20), Director of Ticket Sales and Operations for four years (2013-16) and spent two seasons as Ticket Sales Manager (2011-12) after originally being hired by the club as a Ticket Sales Representative in April of 2009.

Prior to joining the Chiefs, he spent time with the Illinois State University Athletic Department and as the Marketing Coordinator at U.S. Cellular Coliseum in Bloomington, Illinois.

Kirby received his bachelor's degree in marketing and business administration from Illinois State University in 2007 and received his MBA in marketing from the Bloch School of Management at the University of Missouri - Kansas City in 2011.

He is a member of the KC Chamber's Centurions Leadership Program Class of 2017.

Education: Illinois State University (B.A. 2007); University of Missouri - Kansas City (MBA 2011). **Family:** Wife - Ashley; Children - Colin, Emma and Addison.



Kirsten Krug enters her 14th season with the Chiefs in 2023 and her third year as the club's Executive Vice President of Administration after being promoted to the position on March 23, 2021. In the position, Krug is responsible for overseeing all facets of human resources for the club, including benefits administration, recruiting, employee relations, compensation analysis, training and special projects.

She also oversees the club's Player Services Department, which includes the team's Player Engagement staff as well as the Vice President of Player Services and Assessment. Those departments are designed to assist players, coaches and staff members in making positive contributions to the Chiefs and the NFL by using various resources to help prepare individuals for life after football, including career placement and financial guidance. In addition, the Team Historian role reports to her.

In 2022, Krug was appointed to serve on the NFL Employee Benefit Committee. The Committee is responsible for administering club and league benefit plans. The NFL Investment Committee was established in 2003 as a separate entity to oversee the assets of the retirement plans. The Committee is responsible for all other areas including plan design and amendment, benefit and administrative expense payments and employee eligibility issues.

In 2020 and 2021, Krug served as one of two Infection Control Officers (ICOs) for the club during the pandemic-impacted football season, playing a vital role in the health and safety of staff

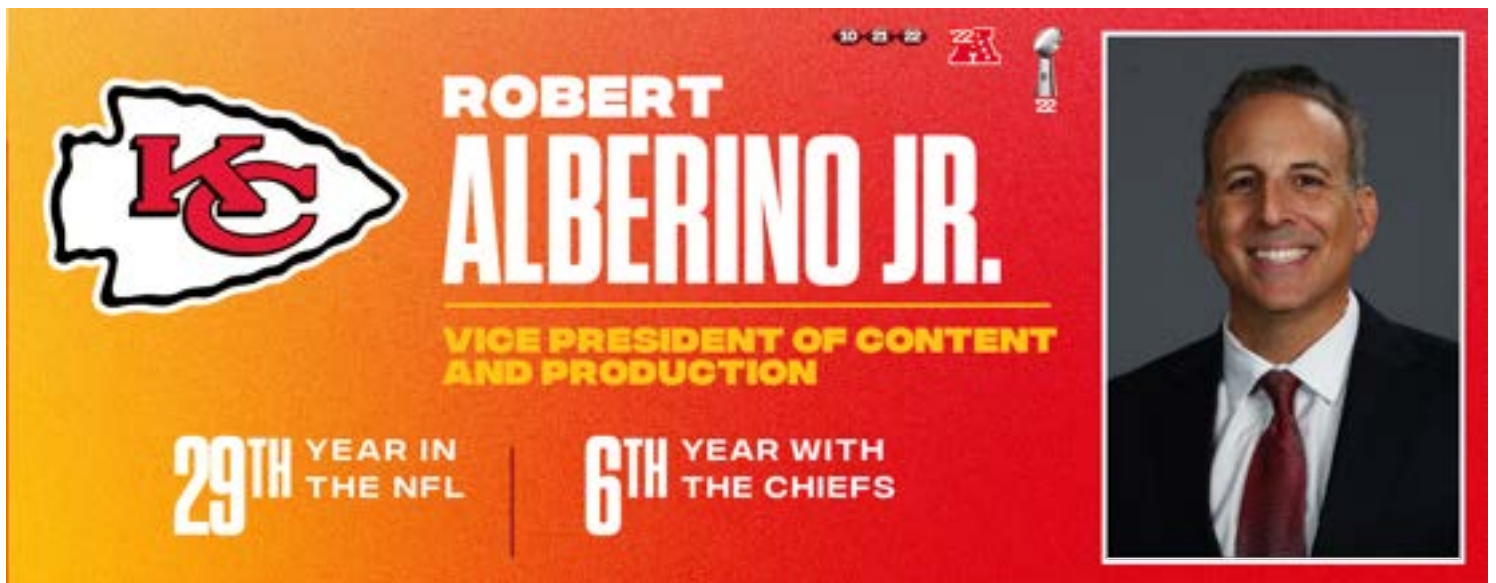
members, coaches and players inside and outside of team facilities.

Prior to being named the Executive Vice President of Administration, Krug served as the Chiefs Vice President of Administration for nine years (2012-20) and as Director of Human Resources for two years (2010-11). Before beginning her NFL career, she spent more than 13 years as the Director of Human Resources and Training for Amarr Garage Doors, one of the nation's largest manufacturers of residential and commercial garage doors. While there, she managed all aspects of human resources and training for the more than 600 employees that made up Amarr's workforce.

Prior to her stint at Amarr, Krug served as the Vice President of Business Development at the KU Credit Union and as a Quality Control Supervisor at Kemper Financial Services. The Lawrence, Kansas, native was a letter winner on the University of Kansas tennis team.

Krug currently sits on the Board of Directors for the Boys and Girls Clubs of Greater Kansas City. She was appointed by the mayor of Lawrence, Kansas, to serve on the Lawrence Human Rights Commission for two consecutive terms. Her role with the commission includes overseeing the human rights code for Douglas County.

Education: University of Kansas (B.A. 1989). **Family:** Husband - Robin; Children - Ainsley and Payton.



Rob Alberino re-joined the Chiefs in 2021 as the Vice President of Content and Production after originally serving as the club's Vice President of Media and Marketing for four years (2010-13). He enters his sixth season with the club and his 29th season in the NFL in 2023.

Alberino leads all content efforts, including creation and distribution across the club's traditional, digital, social and over-the-top platforms. He also oversees all aspects of game production, presentation and entertainment elements at GEHA Field at Arrowhead Stadium.

The 2022 season was the first time that Alberino oversaw a new division of production which helped launch the team and the brand into new international markets, as well as complete special projects and new long-form concepts. These efforts were delivered with best-in-class content to Chiefs fans in Germany and Mexico, helping grow Chiefs Kingdom overseas as well as expand the NFL's international fanbase.

In his first stint with the franchise, Alberino oversaw the club's media partnerships and creation of the in-house production team, 65 Toss Power Trap Productions, as well as the team's digital operations on Chiefs.com while playing a key role in the club's marketing initiatives. Under Alberino's direction, 65TPT garnered the franchise's first 18 Emmy Awards, as well as became the first

NFL club to win a prestigious New York Festival Award.

He spent eight seasons (2013-20) as Vice President/Executive Producer for the San Francisco 49ers between his stops in Kansas City. With San Francisco, Alberino oversaw all marketing, creative and design, as well as the launch and direction of 49ers Studios, the team's in-house production division. His group created all multimedia and broadcasts across all platforms, while he managed branding, events, social media and new media efforts.

Prior to joining the Chiefs in 2010, Alberino spent 13 seasons with the Philadelphia Eagles (1997-2009) as Vice President of Broadcasting where he helped launch the Eagles Television Network, earning 38 Regional Emmys and more than 100 Tellys and other regional accolades. He spent three years (1995-97) as a filmmaker/producer with NFL Films where he was a writer/director for HBO's "Inside the NFL."

In 2012, while with the Chiefs, Alberino was bestowed an honorary enlistment in the United States Army and continues to pay forward the honor by continually working alongside all branches of the military. He sits on the Board of Directors for The First Twenty, a non-profit dedicated to improving the performance, health and safety of the American First Responder.

Education: Duquesne University (B.A. 1992). **Family:** Wife - Lisa; Children - Jordan, Angelina and Stella GiGi.

Kellen Begnoche enters his 13th season with the Kansas City Chiefs in 2023 and begins his first season as the club’s Vice President of Partnership Strategy after being promoted to the role on May 16, 2023.

In his new position, Begnoche oversees all aspects of the club’s current corporate partnership portfolio and manages all client relationships. Reporting to and working alongside the team’s vice president of partnership strategy and development, he is responsible for securing long-term commitments and driving revenue growth within the club’s existing client base, as well as discovering new revenue streams and identifying growth opportunities for current partners. In addition, he focuses on creating and executing brand activations that advance the brand’s objectives, drive engagement and increase brand

exposure.

He has more than a decade of experience serving in client service and activation roles for the club, most recently holding the title of Director of Service and Activation (2016-23). He also served as Client Services Manager (2015-16), Suite Services Manager (2014-15) and Suite Services Coordinator (2011-14).

Prior to joining the Chiefs in a full-time capacity, Begnoche completed marketing internships with both the Chiefs and Major League Baseball’s Houston Astros in 2011 and was a marketing intern for Hallmark Cards in Kansas City from 2008-09.

Education: Kansas State University (B.S. 2009), Wichita State University (M.Ed. 2011). **Family:** Wife Rachel; Children - two sons.



Nick Capo was promoted to Vice President of Event Operations on September 9, 2021 and enters his sixth season with the club in 2023 after originally joining the Chiefs in 2018 as the Director of Event Operations.

Reporting to the Executive Vice President of Arrowhead Operations and Events, Capo plans, directs and manages the day-to-day operations for all events at GEHA Field at Arrowhead Stadium, including football games, concerts and other special events. His team is responsible for the advance alignment and dissemination of all game and event-day details across the operation of the stadium.

In addition, Capo has provided operational support for key internal initiatives and special projects, including the team's three Super Bowl appearances following the 2019, 2020 and 2022 seasons. Capo also served on the internal committee that launched Chiefs Fit, the team's two state-of-the-art fitness, health and wellness centers. He also oversees a staff of full-time managers in event services and event operations who support the sourcing, hiring and training of more than 500 seasonal union and non-union event staff members.

Prior to joining the Chiefs, Capo spent four years as the Senior Director of Ballpark Operations and Events for the San Diego Padres and Petco Park (2014-17). While in San Diego, he oversaw multiple departments, including security, event operations, guest services, groundskeeping, special events and ticket operations, and supported an event calendar that featured

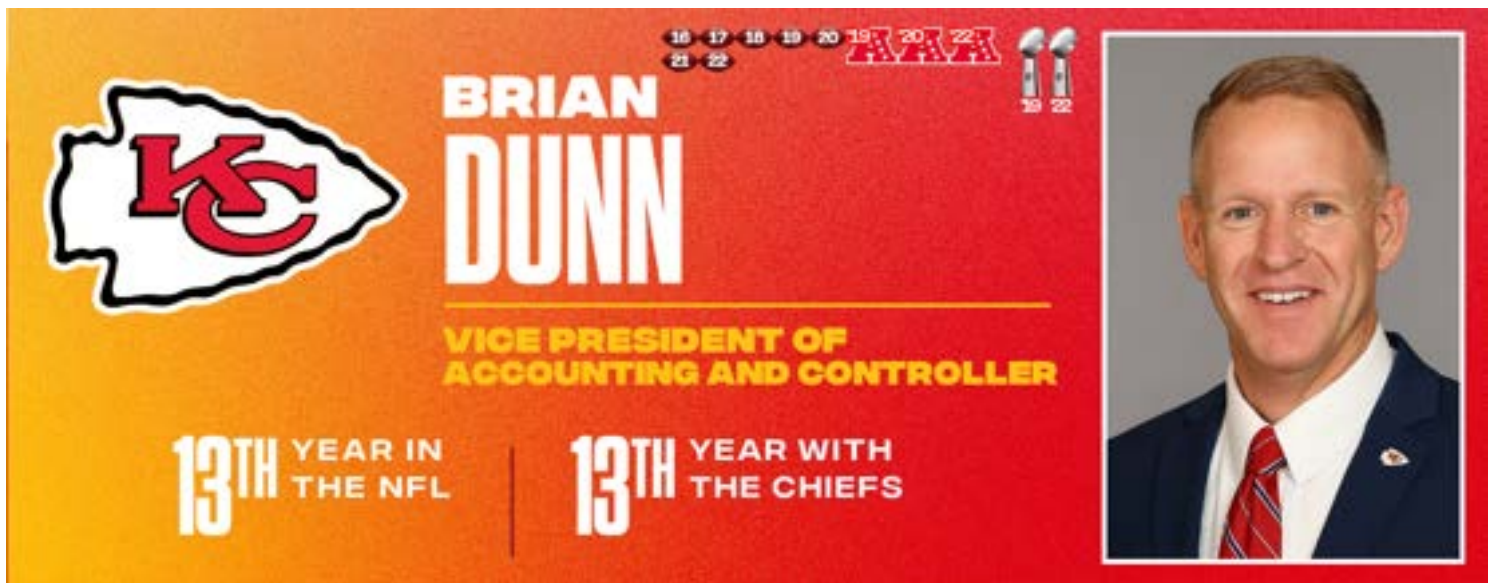
more than 150 baseball games and other special events. He served as the primary lead for operations and logistical planning for the 2016 Major League Baseball All-Star Game at Petco Park and was the club's primary contact with the City of San Diego related to the venue's event schedule.

Before making the jump to baseball, he spent 10 years (2005-14) in various managerial and director-level roles with both the Miami Dolphins and what is now Hard Rock Stadium. While in Miami, Capo served as the Executive Director of the Dolphins Cycling Challenge (2011-14), the Miami Dolphins' premier fundraising event. He also served as Senior Director of Stadium Operations and Events (2010-12), Senior Manager of Stadium Operations (2008-10) and Manager of Event Operations (2005-07), handling many facets of operations for the football team and stadium, including event set-up and conversion, as well as staffing. He also completed two separate year-long internships with the Dolphins and Pro Player Stadium in 1999 and 2002.

Over the course of his professional career Capo has worked a number of notable events, including 10 Super Bowls, the MLB All-Star Game, WrestleMania and multiple major stadium concert tours.

Capo graduated with a bachelor's degree in sports management from Fort Hays State University in Hays, Kansas.

Education: Fort Hays State University (B.A. 2002). **Family:** Wife - Kollisa, Children - Chloe, Cole and Cash.



Entering his 13th season with the Kansas City Chiefs in 2023, Brian Dunn was promoted to Vice President of Accounting and Controller in May 2022.

In his position, Dunn oversees the club's financial and NFL reporting, payroll, cash management, and all aspects of the club's accounting activities. Additionally, he assists in the team's annual budgeting process and oversees the operations of the Hunt Family Foundation 50/50 Raffle at GEHA Field at Arrowhead Stadium, which has raised more than \$5 million for local charities since it was first introduced in 2013.

Dunn originally joined the Chiefs in 2011 as the Controller. During his tenure, he has spearheaded efforts to improve the club's financial reporting systems, internal controls and processes. These improvements included the implementation of a variety of information technology solutions to automate processes


and streamline reporting.

Prior to arriving at the Chiefs, Dunn served as Director of SEC Reporting and Compliance for CVR Energy (2008-11) focusing on external financial reporting, Sarbanes-Oxley compliance and technical accounting research. He also spent nearly nine years (1999-08) with KPMG LLP, one of the world's leading accounting and financial services firms, reaching the level of Senior Manager, serving clients in several industries, including financial services, professional sports and engineering.

He is a member of the American Institute of Certified Public Accountants, the Missouri Society of Certified Public Accountants and the Kansas Society of Certified Public Accountants.

Education: University of Kansas (B.S. Business/Accounting 1998; Master of Accounting and Information Systems 1999).

Family: Wife - Mandi; Children - Mason, Sarah and Henry.



Brad Gee enters his 16th NFL season and 15th season with the Chiefs in 2023 and embarks on his third season as Vice President of Football Communications after being promoted to the position on September 9, 2021.

He originally joined the club as a Public Relations Intern in 2009 before being hired full-time that same year. In 2011 he was promoted to Manager of Football Communications and has since continued his rise in shaping the club's football communications efforts as Assistant Director of Football Communications (2014-15) and most recently as Director of Football Communications (2016-20).

Reporting to the Executive Vice President of Communications, Gee works closely with the team's players, coaches, personnel executives and football operations departments on numerous projects and initiatives, including interviews, feature sit-downs, media preparation, team partnership obligations, internal and external player asks and special projects.

Over the last five seasons, Gee has been a part of the communications efforts for the Chiefs in hosting five straight AFC Championship Games as well as three Super Bowl appearances in four years. The two-time Super Bowl champion organized player

and coach media responsibilities, schedules and preparations for Super Bowls LIV, LV and LVII.

He handles the club's day-to-day media operations and logistics, serving as the lead point of contact for media regularly assigned to cover the team. He is also the main liaison for the club's internal content teams.

Prior to joining the Chiefs, Gee served as a Communications Intern with the Denver Broncos (2008) and was a Training Camp Intern with the Broncos (2006-07), giving him a total of 16 NFL seasons and 18 NFL training camps.

He has worked nine Super Bowls, two Pro Bowls and one AFC Championship Game as a member of the NFL's public relations staff.

The Des Moines, Iowa, native graduated with a bachelor's degree in communications from Iowa State University in Ames, Iowa, where he spent three years working in the Cyclones' Athletics Communications office. Gee transferred to Iowa State following his freshman year at the Minnesota State University, Mankato.

Education: Iowa State University (B.A. 2008). **Family:** Wife - Megan, Children - Henry and Charlie.



Brandon Hamilton was named Kansas City's Vice President of Stadium Operations and Facilities on May 4, 2017 and is entering his 14th season with the Chiefs in 2023.

In his current role, Hamilton oversees all aspects of stadium systems, stadium maintenance and the stadium grounds for both GEHA Field at Arrowhead Stadium and The University of Kansas Health System Training Complex.

Hamilton contributed to a team that successfully won the bid for the 2026 FIFA World Cup that is currently in the planning stages for a significant renovation at GEHA Field at Arrowhead Stadium to ensure the field meets strict FIFA guidelines.

Hamilton is a member of the NFL Green Initiatives program that plans and hosts discussion webinars for other NFL teams. He is also a member of the Stadium Managers Association where he sits on both the Facilities Committee and the Seminar Planning Committee.

In addition to regular maintenance of facilities and systems, Hamilton has overseen a number of stadium construction and renovation projects over the past few years, including a three-year seat replacement project, technology upgrades to the end zone scoreboards, suite upgrades and a complete Chiefs Team Store remodel. Hamilton helped manage the complete reimagining of the Chiefs Hall of Honor in the stadium's lower level concourse, as well as the renovation of the club's home locker room complex at GEHA Field at Arrowhead Stadium, both of which were unveiled prior to the start of the 2021 campaign.

With the coronavirus pandemic forcing the adoption of new COVID-19 protocols across the National Football League, Hamilton was appointed as a member of the club's Stadium Emergency Response Team, serving as the stadium's Infection Control Officer in 2020 and 2021. His team was a critical component in the successful relocation of training camp to GEHA Field at Arrowhead Stadium and The University of Kansas Health System Training Complex due to NFL coronavirus policies in 2020.

In addition, Hamilton and the stadium operations staff were heavily involved in planning for the return of staff and fans to the

venue, including the ordering and maintaining of cleaning products, equipment and PPE, as well as enhanced cleaning and sanitization plans for both the stadium and practice facility. Under his guidance, both the stadium and the practice facility achieved GBAC STAR Facility Accreditation from the Global Biorisk Advisory Council after demonstrating the proper cleaning protocols, disinfection techniques and work practices to combat biohazards and infectious disease.

Prior to being named Vice President of Stadium Operations and Facilities, Hamilton served as the club's Director of Facilities for seven seasons (2010-16). As the Director of Facilities, he was responsible for facility management of both the stadium and the club's practice facility and office complex.

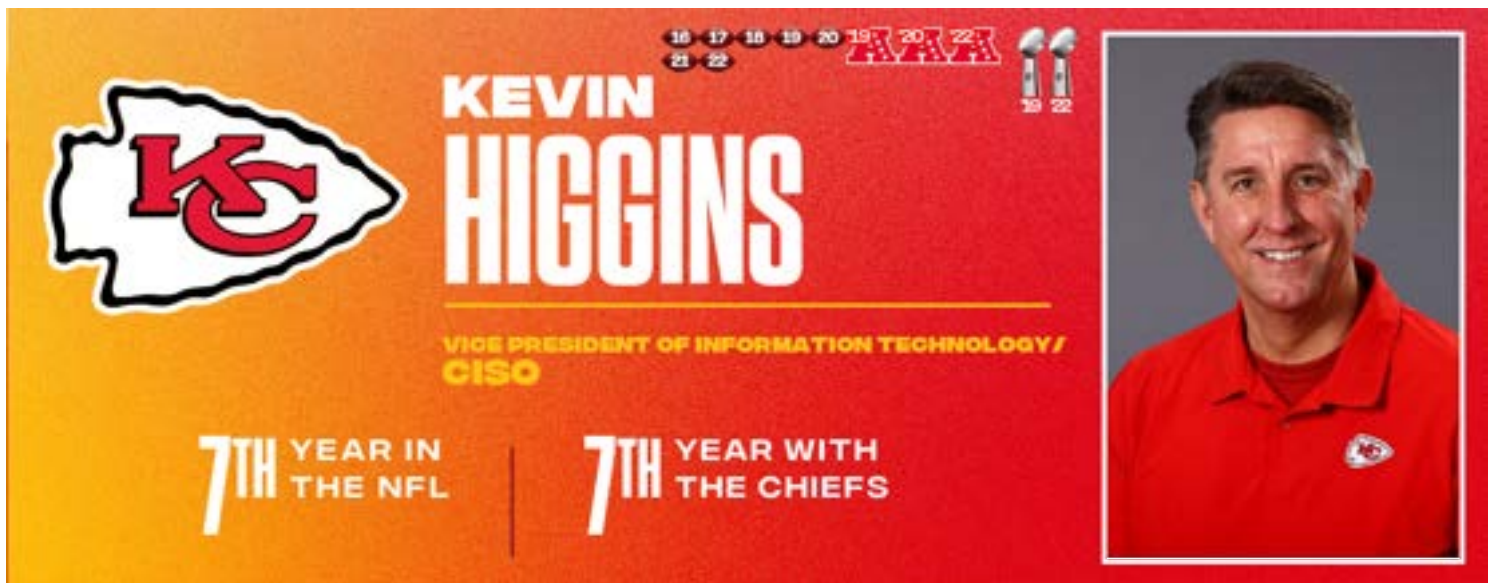
Hamilton also directs the club's Extra Yard for the Environment program; a sustainability initiative designed to devise and implement new environmentally friendly policies. The program currently focuses on waste diversion, energy efficiency and recycling at both GEHA Field at Arrowhead Stadium and The University of Kansas Health System Training Complex. He encourages fans to examine their sustainability efforts at home. Hamilton continues to work with national supply chain members to transform back-of-the-house concession waste into compostable products that can be diverted.

In May 2021 Hamilton was named to the Board of Directors of the Green Sports Alliance, an environmentally focused 501c(6) trade organization that convenes stakeholders from around the sports world to promote healthy, sustainable communities.

Prior to joining the Chiefs in 2010, Hamilton served as Program Manager at The Konrath Group. During his time there he worked on the Arrowhead Stadium renovation that took place between 2007-10. Before that he spent a decade working in residential construction as a builder and superintendent.

Hamilton majored in geology and geography at Northwest Missouri State and completed studies at IAVM Venue Management School in 2014.

Education: Northwest Missouri State University (B.S. 1995).
Family: Wife - Cyndi; Children - Miranda, Kyle, Luke and Aiden.



Kevin Higgins begins his seventh season with the club in 2023 and is in his third season as the Vice President of Information Technology/CISO after being promoted to the position on Sept. 8, 2021.

Reporting to the club's Executive Vice President and Chief Financial Officer, Higgins originally joined the franchise in 2017 as the Director of Information Technology and in 2019, added the title of Club Information Security Officer to his duties.

In his role he oversees the operations, management and security of information assets and technology resources for the club as well as Hunt Midwest. He and his staff handle all technology-related needs for the club, including device security and management, network security, product management, software development and help desk support. For his efforts, Higgins was recognized as a CIO Award recipient by the Info-Tech Research Group in 2020 and 2022 for extraordinary technology leadership. This award recognizes CIOs who have achieved a world-class level of business leadership satisfaction.

Throughout 2021, Higgins and his team continued to strategically outsource software-to-software as a service partner while maintaining closer control on the internal systems needed to facilitate a game day or other major events at GEHA Field at Arrowhead Stadium. New solutions in payment processing as well as customer data, marketing and loyalty were introduced to improve the fan experience. Additionally, enhanced protective

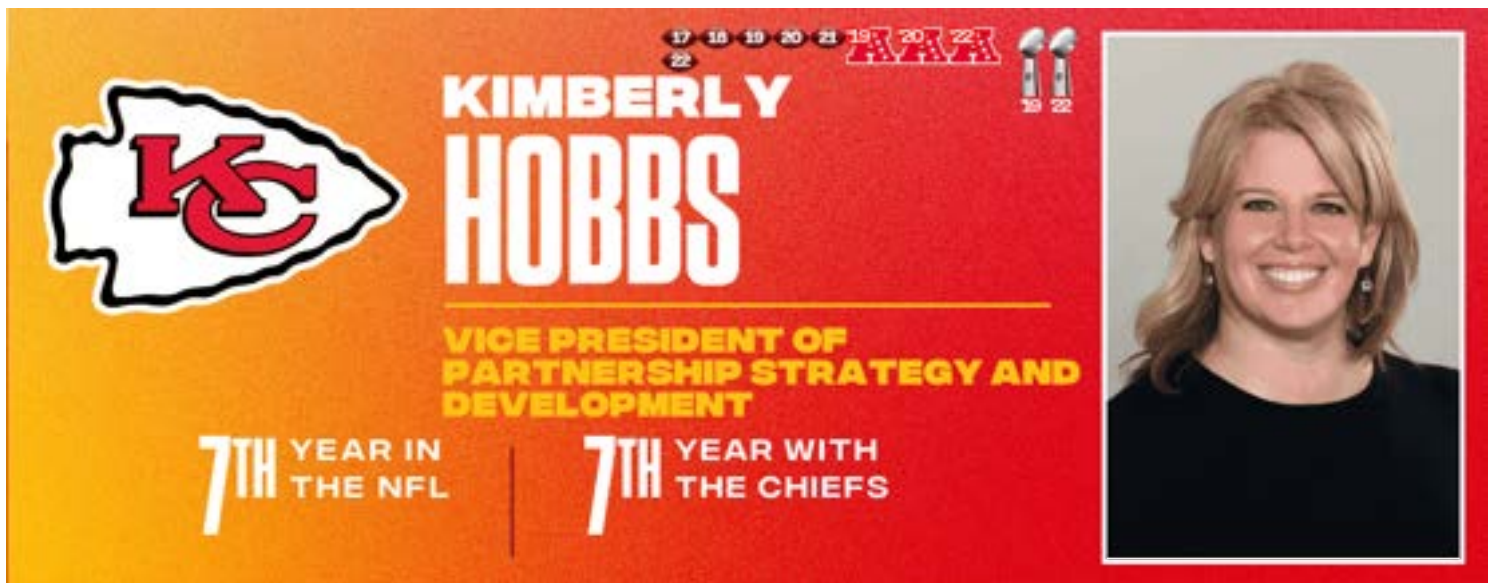
controls were added for both building access and event credentialing. Lastly, the technology team digitized many of the processes and displays for the player personnel department, minimizing their dependence on paper and magnet boards.

Prior to joining the Chiefs, Higgins held multiple director-level and executive roles in the information technology space focusing on data-informed technical and operational solutions to meet a variety of business needs. These stops included three years as the Chief Technology Officer at Ad Astra Information Systems in Overland Park, Kansas (2015-17), three years as IT Director for the Society of Teachers of Family Medicine in Leawood, Kansas (2013-15), and nearly seven years as Director of E-Commerce and Marketing Solutions at Collective Brands, Inc. in Topeka, Kansas (2007-13).

In addition, he made three professional stops in Atlanta, Georgia, in various IT capacities, including as the Director of Product Development at PRGX Inc. (2006-07) and Vice President of IT and E-Commerce at Anderson Press Inc. (2003-06). He also served as Chief Architect and Owner for Digital Research Enterprises, Inc., a family-owned professional services, software development and business consulting firm (1995-03).

Higgins graduated with a bachelor's degree in computer science from Kennesaw State University in Kennesaw, Georgia.

Education: Kennesaw State University (B.S. 1994). **Family:** Wife - Heather. Children - John, Erin and Kathryn.



Kimberly Hobbs enters her seventh season with the Chiefs in 2023 after being hired as Kansas City's Vice President of Partnership Strategy and Development on October 23, 2017.

In her role with the Chiefs, Hobbs oversees all new business, renewals, activation and service for corporate partnerships and media rights revenue streams and has helped the team generate record-setting results over the past few seasons. With the announcement of NFL IHMA (International Home Marketing Area) rights for the Chiefs in Germany and Mexico beginning in 2022, Hobbs is also leading the club's international revenue efforts as the team focuses on expanding brand awareness to fans in Germany and Mexico.

Hobbs was instrumental in securing the first stadium naming rights agreement in franchise history, which was announced in March 2021. The agreement with GEHA (Government Employees Health Association, Inc.) expanded on the existing, robust relationship between the Chiefs and GEHA, creating GEHA Field at Arrowhead Stadium. The long-term agreement preserves Arrowhead Stadium as part of the venue's identity and runs through the end of the stadium lease agreement with the Jackson County Sports Complex Authority.

Hobbs joined the Chiefs after seven years (2011-17) with the T-Mobile Center and its parent company, Anschutz Entertainment Group. Most recently, she spent four years as Vice President of Corporate Sales and Services/Partnerships and Premium Services (2014-17) after three years (2011-13) as Director of Corporate

Sales and Services. In her roles, she generated and developed new lines of business while providing strategic direction to the sales team to develop, grow and sell suite leases and premium club memberships.

Prior to her time at the Sprint Center, Hobbs served as the Director of Marketing and Activation at Silver Chalice, a Boulder, Colorado-based digital-focused marketing agency with an emphasis on new media assets in online and mobile platforms.

Early in her career, Hobbs spent a decade as the Group Manager for Corporate Sponsorship Marketing at Sprint Nextel Corporation in Overland Park, Kansas, focusing her time on sports and entertainment marketing. In her role, she developed sponsorship marketing strategy and property selection in the NFL, NASCAR, the United States Ski and Snowboard Association, as well as for the Tony Awards and the Sprint Center.

Hobbs graduated from the University of Kansas in Lawrence, Kansas, with a bachelor's degree in journalism and earned a master's in education and athletic administration from Ohio University in Athens, Ohio. She is a board member of the Women's Intersport Network (WIN for KC), is the Board Chair for the Young Professional Alliance at The University of Kansas Health System, has been involved with Girls on the Run of Greater Kansas City and is on the board for the University of Kansas Alumni.

Education: University of Kansas (B.A. 1994); Ohio University (M.S. 1996).



Neale Hood enters his second season in the NFL and with the Kansas City Chiefs in 2023 after joining the club in June 2022 as the club's Vice President of Partnership Development. In his role he helps direct all new sales efforts, as well as assists in renewal efforts for the organization.

Prior to joining the Chiefs, Hood spent more than a decade in partnership activation, business development and revenue generation at multiple stops in the motorsports industry. He was responsible for helping secure tens of millions of dollars in partnership and sponsorship agreements in that time.

He most recently served as the Senior Director of Partnerships for John Force Racing (2021-22), running the day-to-day sales operation and building out the racing team's initial commercial division. Prior to that stop, Hood spent three years (2018-20) as the Senior Director of Partnerships for Indianapolis Motor

Speedway/INDYCAR, the premier level of open-wheel racing in North America.

He spent six years (2012-17) with two separate NASCAR teams, serving as the Director of Business Development and Marketing for Furniture Row Racing for three years (2015-17) and as the Director of Business Development for Michael Waltrip Racing (2012-15).

Hood had an initial stint at INDYCAR from 2010-12, serving as the Manager of Partner Strategy, running the INDYCAR Discover Card program and building a business-to-business platform for sales generation.

Education: Indiana University (B.A., 2008), Valparaiso University (M.S., 2010). **Family:** Wife - Amanda; Children - Holden.



Jayne Martin begins her 22nd season with the Chiefs in 2023 and her second as the club's Vice President of Fan Experience after being promoted to the role in May 2022.

Throughout her two decades with the Chiefs, Martin has focused her efforts on elevating guest service for the club. She originally joined the franchise as the Hospitality and Volunteer Programs Coordinator (2002-05) and went on to serve as the Hospitality and Volunteer Programs Manager (2005-09), Premium Services Manager (2009-10), Customer Relations Manager (2010-13) and most recently spent nine years as the Director of Fan Experience (2013-21).

In 2022, Martin took the reigns of the event services team which includes working with more than 750 event staff members to deliver Championship Service, aligning with vendor partners to create one service team, and focusing on staff experiences. Martin was recently voted the 2023 City Year Idealist of the Year.

In her position, she leads a full-time, fan-facing guest services team that is committed to enhancing the fan experience, managing fan and Season Ticket Member communication, as well as providing year-round Season Ticket Member programs and

experiences. In addition, she oversees fan conduct initiatives, tracks fan insights and sentiment, and serves on the NFL Guest Services Committee.

She was instrumental in the development and expansion of the club's "Championship Service" platform for GEHA Field at Arrowhead Stadium and has developed and coordinated the execution of numerous Season Ticket Member events and gifts, including a celebration of the club's 50th anniversary in Kansas City and a STM anniversary recognition program.

In addition to her guest service roles with the Chiefs, she also spent a number of years managing alumni player and Kansas City Ambassador relationships, as well as coordinated the unique Chiefs Red Coater Program.

Prior to joining the Chiefs, Martin worked as the Marketing Coordinator (1998-00) and Marketing Manager (2001) for Polo Ralph Lauren.

Education: Ole Miss (B.S. 1998). **Family:** Husband - Mike Carroll; Children - Tag, Merit and Gray Martin; Cade, Ellie, Mollie and Max Carroll.



Michael Ragsdale enters his 17th season with the Kansas City Chiefs in 2023 and was promoted to Vice President of Finance, Strategy and Analytics in May 2022.

In his role, Ragsdale has built a team that helps move the organization forward by providing real-time insights, predictive results, and strategic guidance on decisions to grow the organization. He is responsible for all areas of finance, including budgeting, forecasting, capital investment analysis and reporting, as well as the club's data science efforts, including analytics and business intelligence.

He and his team have implemented the club's current organization-wide financial planning and reporting systems and brought a new data warehouse and additional CRM tools for the sales team. He also serves as the finance lead for Arrowhead Events, the team's dedicated special events business that brings concerts, college football, motorsports, and other events to GEHA Field at Arrowhead Stadium.

He analyzes and evaluates new organizational initiatives and business opportunities before and throughout investment, including the club's Global Markets Program International Home Marketing Area (IHMA) rights in Germany and Mexico, as well as the launch of multiple Chiefs Fit gym locations in the Kansas City

metro area.

Ragsdale originally joined the Chiefs in 2007 as a staff accountant and worked in that capacity until 2016 when he was promoted to Director of Financial Planning and Analysis (2016-18). He most recently served as Director of Strategy and Analytics (2019-21).

Prior to joining the Chiefs, Ragsdale spent three years at the Federal Reserve Bank of Kansas City. He received his Bachelor of Science in accounting and finance from Rockhurst University in Kansas City and went on to earn a Master of Business Administration in accounting and finance from Rockhurst while with the Chiefs.

He is a member of both the Missouri Society of Public Accountants and the American Institute of Certified Public Accountants and has been a CPA since 2016. He previously served as a Young Alumni Trustee for the Rockhurst University Board of Trustees and was a member of the board for the Young Professional Association at The University of Kansas Health System. He currently serves on the American Cancer Society Chairman's Circle.

Education: Rockhurst University (B.S. 2007; MBA 2009).
Family: Wife - Kelsey; Children - Rose, Tessa and Benson.



Anne Scharf was promoted to Vice President of Community Impact and Civic Affairs in May 2022 after spending three years as the Vice President of Hunt Family Foundation and Civic Affairs. She is entering her 14th season with the Chiefs and her 20th season with the NFL in 2023.

In her role, she is responsible for the community engagement strategy for the Chiefs organization, including philanthropy, community impact, community partnerships and community activations. She oversees the Hunt Family Foundation which provides wide-ranging support for local children facing barriers to opportunity and is also responsible for the Chiefs organization's governmental and civic affairs. She also provides support for club ownership and team executives as it relates to civic engagement and responsibility.

The Hunt Family Foundation serves as a separate non-profit entity that supports the team's community outreach efforts and provides vital support to more than 100 local agencies annually. Signature community partnerships include the Chiefs Charity Game, which has raised more than \$15 million for local charities, an education-based partnership with City Year Kansas City supporting the Kansas City Public School District and a collaboration with MOCSA to expand their programs that prevent sexual violence and increase awareness about victim services in Kansas City.

In 2022, the Hunt Family Foundation provided \$3.5 million in financial support to over 100 organizations in the greater Kansas City area. Over the past 10 years, the Chiefs and Hunt Family Foundation philanthropic footprint has surpassed \$26 million.

Scharf has also been instrumental in a number of the club's community focused efforts, including education, food insecurity, children's health and wellness, and Inspire Change efforts to help support historically under resourced communities. This work has included voter registration efforts and overseeing the effort for GEHA Field at Arrowhead Stadium to serve as a polling location for the November 2020 general election.

Since 2013, Scharf has been responsible for all government relations and civic affairs for the Chiefs organization in Kansas City and across Missouri. She represents the Chiefs organization with lobbying efforts in Jefferson City and works in partnership with other local civic groups to advocate for the Chiefs organization and the Kansas City region.

Scharf originally joined the Chiefs in December of 2009 as the club's Manager of Business Operations, spending more than four years supporting business development and strategic planning for the organization. In February of 2014, she was promoted to Director of Foundation and Development, eventually taking on the title of Director of Foundation and Civic Affairs in May of 2017, when she began overseeing the club's community outreach efforts.

She joined the Chiefs after six years with the National Football League office in New York City where she worked in the International Media and Events departments, with a focus on business development efforts for special events, including the Super Bowl, Pro Bowl, Draft and International Series.

Scharf is currently a member of the Kansas City Civic Council's Kansas City Tomorrow program in addition to serving on the Trent Green Ronald McDonald House Golf Committee. Previously she served on the Board of Directors for The Children's Place, the Jewish Community Center of Greater Kansas City, has participated in the Governance Academy for the United Way of Greater Kansas City, was an Event Chair for the 2019 Gala for the Kemper Museum of Contemporary Art and was an Event Co-Chair for Southwest Boulevard Family Health Care in 2017.

She earned her bachelor's degree in history from Yale University, where she was captain of the Yale field hockey team and was a member of both the Yale College Council and the Yale Community Outreach Committee.

Education: Yale University (B.A. 2001). **Family:** Husband - Brian; Children - Charlie and Tommy.



Jeremy Slavens enters his 21st season with the Chiefs in 2023 and his third as the club's Vice President of Arrowhead Events after being promoted to the newly created position on September 8, 2021. He previously served seven seasons (2014-20) as the team's Director of Events.

Reporting to the Executive Vice President of Arrowhead Operations and Events, Slavens is responsible for all aspects of Arrowhead Events, the team's non-football revenue-generating events business that works to make GEHA Field at Arrowhead Stadium a year-round entertainment destination that serves the entire Midwest region. This includes the development and fostering of local and national relationships with promoters of all types across the sports and entertainment industry.

These efforts account for many of the organization's largest events, including major concert tours, motorsports, international soccer matches, college football games, stadium festivals, 5K runs and corporate events. In addition, Slavens directs the franchise's training camp operations at Missouri Western State University in St. Joseph, Missouri, serving as the key liaison between the team's football operations and the college, as well as overseeing a staff responsible for the daily operation of the fan-facing elements of training camp.

Slavens also oversees the corporate event sales staff, the corporate event operations staff and the stadium tour staff, with the group typically selling and operating more than 300 events at GEHA Field at Arrowhead Stadium annually.

Additionally, he served on the bid committee that secured the

2023 NFL Draft for Kansas City and was a member of KC2026, Kansas City's Executive Committee that was successfully awarded host city status for the 2026 FIFA World Cup, with matches slated for GEHA Field at Arrowhead Stadium.

He originally joined the Chiefs in 2000 as a sponsorship intern and went on to spend three years (2001-03) as a Sponsorship Coordinator with the Kansas City Wizards (now Sporting KC), which was under Hunt family ownership at the time. In 2004, Slavens was hired by the Chiefs as a Sponsorship Coordinator and went on to become the club's Marketing Manager (2006-09) and eventually the Manager of Special Events and Marketing (2009-10). During that time he worked on integrated marketing and media plans for sales and special events, as well as performing customer and market research.

In 2011, he was named Director of Marketing and Special Events where he spent three full seasons focusing on marketing campaigns that encompassed a wide range of team initiatives and fan-facing events before being named Director of Events (2014-2020), where his sole focus became attracting and creating events to generate a sustained annual revenue source for the club.

Slavens graduated with a bachelor's degree in business administration from Westminster College in Fulton, Missouri, and is a 2018 graduate of the Venue Management School at the International Association of Venue Managers.

Education: Westminster College (B.A. 2000). **Family:** Wife - Tammy, Son - Henry



Shaun Tyrance originally joined the Kansas City Chiefs in 2019 as the franchise's first in-house clinician and enters his fifth season with the club in 2023. He was promoted to Vice President of Player Services and Assessment in May 2022.

In the newly developed role as Vice President of Player Services and Assessment, Tyrance focuses on all aspects of behavioral health, wellness and performance psychology for all club employees, including players, coaches and staff. Tyrance also provides special programming for the team's rookies and players on injured reserve, as well as spearheads the organization's diversity education initiative, Kingdom United. The mission of Kingdom United is to use diversity-themed books to teach elementary school students to appreciate each other's differences and embrace everyone for who they are. Kingdom United has donated over 55,000 books to more than 10,000 students, and the program has generated over 2,500 hours of diversity, equity and inclusion conversations in the classroom.

Prior to joining the Chiefs, Tyrance had opened a successful private practice in Charlotte, N.C., in 2010, where he provided mental health counseling, leadership development and mental skills training to college and professional athletes. In addition to working with athletes and coaches, Tyrance has consulted with Fortune 500 companies to help them hire and develop top talent

within their organizations.

Tyrance also spent a decade working in collegiate and professional athletics, serving as the Director of Sport Psychology for the University of North Carolina at Charlotte (2007-10), the Director of Sport Psychology for Chip Ganassi Racing, a multi-car NASCAR team (2006-07), and as the Academic Coordinator for Football at North Carolina State University (2003-06).

In addition to being a licensed clinical mental health counselor, Tyrance is certified in multiple psychometric tools, including the Hogan Personality Assessments, 16PF, Birkman First Look, and Saville Wave Assessment. He has been published in periodicals and is the co-author of *Winning at the College Level: Thriving as a First-Year Student-Athlete* and *The Career Game Plan: Preparing Student-Athletes to Compete and Win in the World of Work*.

He was a four-year letter-winner and co-captain for the Davidson College football program, graduating with a bachelor's degree in sociology.

Education: Davidson College (B.S. 2000), University of North Carolina at Greensboro (M.S. 2003), North Carolina State University (M.Ed. 2006), University of North Carolina at Charlotte (Ph.D. 2010). **Family:** Wife - Margaret; Children - Raegan and Riley.

COACHING STAFF



| TOUB'S FOOTBALL CAREER | |
|-----------------------------|----------------------------------------------------------------------|
| 1980-81 Springfield College | Offensive Lineman |
| 1983-84 Texas-El Paso | Offensive Lineman |
| 1986-88 Texas-El Paso | Grad. Assistant ('86) Strength & Conditioning ('87-88) |
| 1989-00 Missouri | Defensive Line/Strength & Cond. |
| 2001-03 Philadelphia Eagles | Asst. ST/Asst. DL |
| 2004-12 Chicago Bears | Special Teams Coord. |
| 2013-23 Kansas City Chiefs | ST Coord. ('13-17) Asst. Head Coach/Special Teams Coord. ('18-23) |



Dave Toub enters his 11th season in Kansas City in 2023. He added assistant head coach to his title in 2018 after serving five seasons (2013-17) as the club's special teams coordinator.

In his 11 seasons, the Chiefs have won a franchise-record seven-straight AFC West titles, hosted an NFL-record five-consecutive AFC Championship Games, earned back-to-back Super Bowl appearances (LIV, LV), and added a second Super Bowl ring to his collection in 2022 (LIV, LVII). In 10 seasons under Toub, the Chiefs special teams units have led the league in several categories. Since 2013, the club ranks first in punt return yards (3,582), first in return touchdowns (14 total - eight PR, six KR), third in punt return average (9.8), and tied for first in return touchdowns allowed (one). The Chiefs are second all-time for single-season kick return average in NFL history from their 2013 performance of 29.9 yards per return.

Toub has been with his kicking unit (K Harrison Butker, LS James Winchester, P/H Tommy Townsend) for the entirety of their Chiefs careers. Butker joined the Chiefs in 2017 and has rewritten

the Chiefs history book. He ranks third in career points scored (763) and has made 164 of his 186 FGs (88.2%) – 23 of which are 50+ yards, another franchise record. He has been AFC Special Teams Player of the Week four times (Week 2 '20, Week 9 '19, Week 8 '17, Week 16 '17) and AFC Special Teams Player of the Month three times (Nov. '19, Oct. '17, Dec. '17). In just three years Townsend has made a name for himself, averaging 47.6 yards per punt with 62 punts inside the 20-yard line – tied for third-most in Chiefs history. Townsend was AFC Special Teams Player of the Month twice (Sept. '22, Nov. '21) and AFC Special Teams Player of the Week three times (Week 15 '22, Week 9 '21, Week 15 '20).

In 2022, Toub faced injuries and youth with Butker experiencing a Week 1 ankle injury and having to fulfill both the kick and punt return positions. Butker missed four games due to his early injury but returned to make 17 of 23 regular season FGs and nailed a 62-yard FG (Week 6 vs. Buffalo), the longest in Chiefs history. Townsend also had a standout year, recording two of the top five longest punts in franchise history (Week 2 vs. L.A. Chargers, 74-yards and Week 14 at Denver, 76-yards). He was first in the league for net punting average (45.58) and was second in the league for punting average (50.42) both of which were Chiefs single season records. Townsend was named to the AP All-Pro team (first-team), his first Pro Bowl and was voted by his teammates to be a 2022 Playoff Captain. Toub mentored rookie RB Isiah Pacheco to average 20.6 yards per return to fill the kick return role and utilized WR Kadarius Toney throughout the season. Toney had a fourth quarter 65-yard punt return in Super Bowl LVII – a Super Bowl record - setting WR Skyy Moore up to find the end zone two plays later.

In 2021, Butker made 25 of his 28 field goals and hit 47 of 49 PAT's on the season, his second best percentage of his career (95.9). The special teams unit ranked third in punt return average (12.0 yards) and tied for third in punt returns over 20 yards with four.

In 2020, Toub's special teams units ranked in the top 10 in field goal percentage (92.6) and average starting field position after kickoff (25.8) en route to a second-consecutive Super Bowl appearance. Butker converted 25 of his 27 field goal attempts and converting two 58-yard field goals in the Week 2 win over the Chargers to secure Week 2 AFC Special Teams Player of the Week. Townsend set a Chiefs single-game record 60.8 yards punting average in Week 4 vs. New England.

The 2019 Super Bowl Champion Chiefs special teams ranked in the top 10 in kick returns, kick return coverage and punt return

coverage. To close out the regular season, rookie WR Mecole Hardman took one to the house, returning a kick 104 yards, the third-longest kickoff return in franchise history. He was named second-team All-Pro as a kick returner and named to his first Pro Bowl as a return specialist. Butker set a franchise record for most points by a kicker in a single season with 147 points.

In 2018, the Chiefs special teams ranked in the top 10 in punt return, punt return coverage and kickoff return. Butker had a strong second season, making 24 of 27 kicks and P Dustin Colquitt placed 21 kicks inside the 20-yard line, moving him to third all-time in NFL history (441).

In 2017, the Chiefs led the NFL with 41 field goals, 38 of those FGs were made by rookie Butker who exceeded expectations since joining the team in Week 4.

Prior to arriving in Kansas City, Toub's special teams units in Chicago finished in the top third of the league for eight straight seasons (2004-11) according to the Dallas Morning News ranking system, including a No. 1 overall finish in 2006 and 2007. Toub was named Special Teams Coach of the Year in 2006 as voted on by his NFL coaching peers.

Toub guided five different Bears players to eight Pro Bowl berths, including WR Devin Hester's three selections (2006-07 and 2010), WR Johnny Knox (2009), LB Brendon Ayanbadejo (2006-07), K Robbie Gould (2006) and S Corey Graham (2011).

During Toub's tenure, Chicago had an NFL-high 22 kick return touchdowns compiled by six different players. The Bears also added a touchdown return on two missed field goals and a 92-

yard kickoff return touchdown in Super Bowl XLI. Toub helped Hester develop into the NFL's all-time leader in kick return touchdowns (17) while compiling the fifth-best punt return average (12.1 avg.).

During his stint with Philadelphia (2001-03), Toub helped Eagles Special Teams Coordinator John Harbaugh earn 2001 NFL Special Teams Coach of the Year honors.

Toub spent 15 seasons coaching at the collegiate level, most recently at Missouri where he coached the defensive line (1998-00) after nine years (1989-97) as the school's head strength coach. Toub began his coaching career in 1986 at his alma mater, Texas-El Paso, as a graduate assistant, and one year later was named the school's head strength and conditioning coach.

Toub was selected in the ninth round of the 1985 NFL Draft by the Philadelphia Eagles as a center. He also spent time with the Los Angeles Rams in 1986. At the University of Texas-El Paso, Toub was a two-time All-WAC selection and earned two Academic All-WAC nominations (1983-84). He was a two-time team captain and was named the program's most outstanding offensive lineman during his junior and senior seasons. He began his collegiate playing career as an offensive lineman at Springfield College in Springfield, Mass. (1980-81). He earned his Bachelor of Science and Master of Education degrees from UTEP.

Education: University of Texas - El Paso (B.S. 1986, M.E.1988). **Born:** Ossining, N.Y. **Family:** Wife - Cheryl; Children - Shane and Nicolette.



MATT NAGY

OFFENSIVE COORDINATOR

14TH YEAR IN THE NFL

7TH YEAR WITH THE CHIEFS



NAGY'S FOOTBALL CAREER

| | | |
|-----------|-----------------------------|----------------------------------------------------------------------------------------|
| 1996-2000 | University of Delaware | Quarterback |
| 2001 | Manheim Central High School | Assistant Coach |
| 2002-03 | Cedar Crest High School | Quarterbacks |
| 2002 | New York Dragons (AFL) | Quarterback |
| 2004 | Carolina Cobras (AFL) | Quarterback |
| 2005-06 | Georgia Force (AFL) | Quarterback |
| 2007-08 | Columbus Destroyers (AFL) | Quarterback |
| 2008-09 | Palmyra Area High School | Off. Coordinator |
| 2010-12 | Philadelphia Eagles | Assistant Coach ('10) Offensive Quality Control ('11-12) |
| 2013-17 | Kansas City Chiefs | Quarterbacks ('13-15) Co-Offensive Coordinator ('16) Offensive Coordinator ('17) |
| 2018-21 | Chicago Bears | Head Coach |
| 2022-23 | Kansas City Chiefs | Sr. Off. Asst./QBs ('22) Offensive Coordinator ('23) |



Matt Nagy enters his seventh season with the Chiefs. Nagy was promoted to offensive coordinator after rejoining the club in 2022 as senior offensive assistant/quarterbacks coach after four years as head coach for the Chicago Bears (2018-21). During Nagy's first stint in KC, he led the offense in QB Patrick Mahomes' rookie season (2017) after serving as co-offensive coordinator alongside Brad Childress in 2016. He spent his first three seasons with the Chiefs as the quarterbacks coach (2013-15).

Nagy returned to Kansas City in 2022, reuniting with sixth-year MVP QB Mahomes. Under Nagy's tutelage, Mahomes completed 435 of his 638 passes en route to his second Super Bowl championship. His 67.1 completion percentage was the highest of his career. The sixth-year quarterback set franchise records for passing yards (5,250) and 300-yard games with 16 300-yard

performances in 2022. He tacked on 358 rushing yards, the fifth most rushing yards by a Chiefs quarterback in a season, with four trips to the end zone. Mahomes led the league in many categories: passing yards (5,250), passing touchdowns (41), passing touchdown percentage (6.3%), passing first downs (272) and pass plays of 25+ yards (49). Following the season, Mahomes was named NFL MVP for the second time in his career. Mahomes added a second Super Bowl MVP title to his resume, along with a second AP All-Pro first team selection. He was also selected to his fifth Pro Bowl and awarded AFC Offensive Player of the Year. Nagy also helped keep backup QB Chad Henne ready for the field and it paid off. When Mahomes was injured in the Divisional matchup versus Jacksonville, Henne took the field and drove 98-yards for an eventual touchdown pass to TE Travis Kelce to send the Chiefs to their fifth-straight AFC Championship Game.

Nagy, the 2018 Associated Press and PFWA Coach of the Year, compiled a 34-31 record with one division championship and two playoff appearances in four seasons (2018-21) as the head coach of the Chicago Bears.

The 2017 Chiefs ranked first in the division for the second-straight season. QB Alex Smith had 341 completions on 505 attempts for 4,042 passing yards and 26 touchdowns. As a rookie, Mahomes saw his first NFL action in the Week 17 game at Denver as the starters were resting for the playoffs. Mahomes recorded 22 passes for 284 yards in the game.

In 2016, he tutored Smith to a 12-4 regular-season record, the club's first AFC West title since 2010, the No. 2 overall seed in the AFC and a first-round bye. In 2015, the Chiefs won their first playoff game in 22 years, led by Smith. In his first four seasons, all under Nagy, Smith had a combined 41 wins, marking the most wins by a Chiefs quarterback in their first four seasons with the club.

In his first year with the Chiefs, Nagy worked with Smith in a season that brought him five 100.0 plus quarterback ratings, one of which was a perfect rating of 158.3 at Oakland (12/15/13). Focusing on ball protection, he coached Smith to a league-low seven interceptions with a minimum of 300 attempts and a 1.4 interception percentage, also the lowest in the NFL. Smith also earned his first Pro Bowl selection following his first season with the Chiefs in 2013.

Before joining the Chiefs coaching staff, Nagy spent three years on the offensive staff of the Philadelphia Eagles, spending two seasons as the franchise's offensive quality control coach (2011-12). He was promoted to that role after he served as a coaches assistant during the 2010 campaign. His initial experience with the Eagles came in 2008 and 2009 when he served as a coaching intern during Eagles training camp.



A former quarterback for the Arena Football League, Nagy played six seasons for the New York Dragons (2002), Carolina Cobras (2004), Georgia Force (2005-06) and Columbus Destroyers (2007-08). During his career, Nagy completed 65.5 percent of his passes for 18,866 yards, 374 touchdowns and a quarterback rating of 115.1.

He played collegiately at Delaware, setting more than 20 career passing records at the time, including career marks for passing yards (8,214) and touchdowns (58). He ranked second for most career attempts (895) and most career completions (502) behind former Delaware star and NFL QB Joe Flacco. Nagy earned All-America honors as a senior for the Blue Hens after setting single-season records in attempts (379), yards (3,436) and

touchdowns (29).

After graduating from Delaware with a degree in health and physical education, Nagy gained coaching experience at several local high schools, as he served as an assistant coach at Manheim Central (2001), the quarterbacks coach at Cedar Crest (2002-03) and the offensive coordinator at Palmyra Area High School (2008-09).

Born on April 24, 1978, in Plainfield, N.J., the Lancaster, Pa., native attended Manheim Central High School, earning all-state honors as a senior.

Education: University of Delaware (B.S. 2001). **Born:** Plainfield, N.J. **Family:** Wife - Stacey; Sons - Brayden, Tate, Jaxon and Jett.



STEVE SPAGNUOLO

DEFENSIVE COORDINATOR

25TH YEAR IN THE NFL

5TH YEAR WITH THE CHIEFS



SPAGNUOLO'S FOOTBALL CAREER

| | | |
|-----------|-----------------------------|----------------------------------------------------------------------------|
| 1978-81 | Springfield College | Wide Receiver |
| 1982 | University of Massachusetts | GA |
| 1983 | Washington (NFL) | Personnel Intern |
| 1984-86 | Lafayette College (Pa.) | DL/Special Teams |
| 1987-91 | University of Connecticut | DBs ('87-89) DC/DBs ('90-91) |
| 1992 | Barcelona Dragons (NFL-E) | DL/Sp. Teams |
| 1993-94 | University of Maine | DC/Secondary |
| 1994-95 | Rutgers University | DBs |
| 1996-97 | Bowling Green University | DBs |
| 1998 | Frankfurt Galaxy | DC/Linebackers |
| 1999-2006 | Philadelphia Eagles | Def. Asst./QC ('99-00) Defensive Backs ('01-03) Linebackers ('04-06) |
| 2007-08 | New York Giants | Defensive Coordinator |
| 2009-11 | St. Louis Rams | Head Coach |
| 2012 | New Orleans Saints | Defensive Coordinator |
| 2013-14 | Baltimore Ravens | Senior Def. Asst. ('13) Asst. HC/Secondary ('14) |
| 2015-17 | New York Giants | Defensive Coordinator |
| 2019-23 | Kansas City Chiefs | Defensive Coordinator |



Steve Spagnuolo enters his fifth season as the Chiefs defensive coordinator in 2023. He owns three Super Bowl rings (XLII, LIV, LVII) as a defensive coordinator making him the sole coordinator in NFL history to win a Super Bowl with two different franchises (Giants '07, Chiefs '19, '22).

Spagnuolo's 2022 defense achieved a top three ranking in four critical categories: QB hits (1st, 198), sacks (2nd, 55.0 sacks, -388 yards), QB pressures (2nd, 241) and 3rd downs of 2+ yards (3rd). His defense also ranked top 10 in several other categories:

yards per play (8th, 5.1), rushing yards per game (8th, 107.2) and opponent plays of 20+ yards (2nd, 52 plays). In the season's final 10 games, Spagnuolo's unit ranked in the top 10 in the following: opponent yards per pass attempt (2nd), opponent plays of 20+ yards allowed (2nd), yards allowed per play (3rd), yards allowed per game (5th), opponent net passing yards allowed per game (6th) and points allowed per game (9th). In the final eight games, his defense allowed only 18 opponent plays of 20+ yards which was the second fewest in the league.

Spagnuolo had plenty of youth on his 2022 defense with eight total defensive rookies. These rookies handled 25 percent of the defensive snaps that season which was third most in the league. The defensive rookie class set the second highest snap percentage in NFL history for a team to reach the Super Bowl. All eight took the field for Super Bowl LVII - the most defensive rookies in Super Bowl history, including three starters (DE George Karlaftis, CB Trent McDuffie & CB Jaylen Watson). As a rookie, Karlaftis made an immediate impact and recorded 6.0 sacks, the fifth most in a rookie season in franchise history. He added seven passes defended and 11 quarterback hits. CB L'Jarius Sneed and S Juan Thornhill led the team with three interceptions a piece. Sneed showcased his versatility as he notched a career-high 3.5 sacks. Second-year LB Nick Bolton broke the Chiefs record for single season tackles with 180 tackles and recovered a fumble for a touchdown in Super Bowl LVII. In his seventh year, DT Chris Jones had one of his most productive seasons with 15.5 sacks, tying his career-high and bringing his career total to 65.0, which is tied for third in the NFL amongst active DTs. Jones was selected to his fourth Pro Bowl, 2022 AFC Defensive Player of the Year Award as well as being named to the AP All-Pro (first-team). Jones and Bolton were both voted by their teammates to be 2022 playoff captains.

In 2021, the Chiefs defense went on a 10-game stretch allowing only 14.3 points per game, which led the NFL and held five opponents to 10 points or fewer, ranking ninth in total points allowed. For the third year in a row, Spagnuolo's defense ranked in the top 10 in takeaways, finishing fifth in the NFL. Jones logged a team-high 9.0 sacks (-65.5 yards) and his inside presence helped the defense to rank ninth in the NFL for QB hurries and earned him Pro Bowl recognition. As a rookie, Bolton led the team with 112 tackles, including 11 for a loss as he was named the club's Mack Lee Hill award winner as the team's best rookie or first-year player, an award voted on by his teammates.

The 2020 Chiefs defense held opponents to 22.6 points per game and allowed 20 points or fewer in nine contests en route to the team's second-consecutive Super Bowl appearance. As a unit, the defense forced 16 interceptions and six fumble recoveries



enabling 67 points off 22 takeaways. S Tyrann Mathieu led the team with six interceptions, and Jones led the team in sacks for the third-straight season with 7.5 sacks. Mathieu, Jones and DE Frank Clark earned Pro Bowl honors. Jones also was named first-team All-Pro.

In his first season as defensive coordinator of the eventual Super Bowl Champion Chiefs, Spagnuolo oversaw a defense that ranked in the top 10 in several categories: points allowed (7th, 19.3), takeaways (T-10th, 23), red zone touchdown percentage (T-9th, 50.9), QB passer rating (5th, 80.8), yards per pass attempt (6th, 6.67) and 20-plus yard plays (T-10th, 55). In 2019, the defense logged five-consecutive games holding teams to no more than 17 points, two-consecutive games allowing no more than three points and in the final five games allowed no more than 10.4 points from their opposition. In Super Bowl LIV, Spagnuolo's defense stopped three consecutive drives, allowing just 58 total yards, which gave QB Patrick Mahomes the field position to score the final 21 points, sealing a Chiefs 31-20 victory over the San Francisco 49ers. Two members of the Chiefs 2019 defense were nominated for the Pro Bowl following the season, Jones and Clark.

Prior to joining the Chiefs, Spagnuolo served as the defensive coordinator for the New York Giants for three seasons (2015-17) and was named the Giants interim head coach for the final four weeks of the 2017 season. In 2016, the Giants fielded the NFL's most-improved defense, one that was a catalyst behind the team's 11-5 record and first postseason berth in five years. Spagnuolo's defense achieved top-10 rankings in 12 statistical categories, including a top-five ranking in eight critical statistical categories during the 2016 season: touchdowns allowed (1st), red zone efficiency (1st), points allowed per game (2nd), opposing quarterback rating (2nd), yards allowed per rush (2nd), third-down efficiency (3rd), completion percentage (3rd), and first downs allowed per game (5th). His three years coordinating New York's defense marked his second stint in that role as he served as the Giants defensive coordinator from 2007-08. Spagnuolo's defense helped lead the Giants to a 17-14 victory over the previously undefeated New England Patriots in Super Bowl XLII following the 2007 season holding Tom Brady and the NFL's top offense to 274 total yards, including just 45 yards rushing and no completion greater than 19 yards.

After his first stop with the Giants (2007-08), Spagnuolo was hired as head coach of the St. Louis Rams, where he spent three seasons at the helm (2009-11) and led the Rams to a six-game turnaround between 2009-10. Spagnuolo also had a stint as defensive coordinator of the New Orleans Saints (2012) where he led a unit that finished with 15 interceptions, including four that were returned for touchdowns, and forced 11 fumbles to help the Saints finish with a plus-two turnover differential. Following New Orleans he spent two seasons on the defensive staff of the Baltimore Ravens, first as a senior defensive assistant (2013) and then as assistant head coach/secondary coach (2014).

Spagnuolo broke into the NFL under Kansas City Chiefs Head Coach Andy Reid when Reid held the same position with the Philadelphia Eagles (1999-2012). Spagnuolo spent eight seasons (1999-2006) working on the defensive coaching staff in Philadelphia under the late Jim Johnson, holding the positions of defensive assistant/quality control coach (1999-2000), defensive backs coach (2001-03) and linebackers coach (2004-06). While with the Eagles, Spagnuolo was part of four consecutive NFC East titles, reached four straight conference title games and earned a Super Bowl appearance following the 2004 season.

A native of Whitinsville, Massachusetts, he attended Grafton (Mass.) High School, where he is a member of the school's Athletic Hall of Fame. He earned a bachelor's degree in physical education from Springfield College (Springfield, Mass.), where he was a two-year starter at wide receiver. He earned a master's degree in sports management from the University of Massachusetts.

Spagnuolo and his wife, Maria, have a passion for philanthropy and maintain a strong commitment to giving back to both their Philadelphia and Kansas City communities. The Spagnuolos have a particular passion for supporting under privileged youth and annually support causes that provide physical and emotional aid to youth and people with disabilities, including the Northern Children Home (Philadelphia), Inglis House (Philadelphia) and the Salvation Army (Kansas City and Philadelphia).

Education: Springfield College (B.S. 1982); University of Massachusetts (M.S. 1983). **Born:** Whitinsville, Mass. **Family:** Wife - Maria.

RICK BURKHOLDER
VICE PRESIDENT OF SPORTS MEDICINE AND PERFORMANCE

31ST YEAR IN THE NFL | 11TH YEAR WITH THE CHIEFS

| BURKHOLDER'S FOOTBALL CAREER | | |
|------------------------------|--------------------------|--------------------------------------------------------------------------------|
| 1986 | New England Patriots | Summer Intern AT |
| 1988-90 | University of Arizona | GA AT ('88-89) Asst. Athletic Trainer ('90) |
| 1991-93 | University of Pittsburgh | Asst. Athletic Trainer |
| 1994-98 | Pittsburgh Steelers | Asst. Athletic Trainer |
| 1999-12 | Philadelphia Eagles | Head Athletic Trainer |
| 2013-23 | Kansas City Chiefs | Head Athletic Trainer ('13-17) VP of Sports Medicine & Performance ('18-23) |



Known as one of the top athletic trainers in the National Football League, Rick Burkholder enters his 11th season with the Kansas City Chiefs in 2023 and his sixth serving as the club's Vice President of Sports Medicine and Performance. Following his promotion in 2018, he continued to oversee the athletic training staff and added the team's strength and conditioning and equipment departments to his responsibilities.

Burkholder and his staff were instrumental to the health of the team during the 2022 season which culminated in a Super Bowl LVII victory over the Eagles. As postseason injuries plagued the roster, five key players, including QB Patrick Mahomes and WR JuJu Smith-Schuster, experienced injuries during the AFC Championship win. Under Burkholder's direction, including the development and execution of their individual treatment plans, and with the aid of the athletic training staff, four of the five injured players were able to return to action for Super Bowl LVII. Smith-Schuster went on to be the team's second-leading receiver in the victory and Mahomes threw for 182 yards and three touchdowns as he was named Super Bowl MVP.

On Feb. 19, 2014, Burkholder received one of the highest honors in his profession as he was elected to a three-year term as

president of the Professional Football Athletic Trainers Society (PFATS), which serves the players of the NFL, the member clubs and other members of the community, while ensuring the highest quality of health care provided to the NFL. During his term, he focused on two specific initiatives – emphasizing the need for gender equality in athletic training and the importance of athletic trainers at youth levels. During his three-year presidency, Burkholder spearheaded the implementation of a \$1,000 league-wide scholarship specifically for a female training camp fellowship. Since its inception in 2015, this yearly scholarship has now contributed nearly \$300,000 to advancing women in athletic training.

After his term, Burkholder has continued to be recognized for his service to both the Chiefs and the field. In 2023, Burkholder was honored for his work with his induction into the National Athletic Trainers' Association (NATA) Hall of Fame. He was also inducted into the Pennsylvania Athletic Training Hall of Fame (2016).

In 2022, he added two more honors to his resume. The first being his NATA Service Award as recognition for his contributions to the athletic training profession as a volunteer at the local and state levels. Burkholder is actively involved in the Kansas City community, particularly with youth sports, having given educational presentations on concussions and heat and hydration as part of The University of Kansas Health System Sports Medicine and Performance Center. In 2013, he was a part of a football safety clinic geared specifically for moms at The University of Kansas Health System Training Complex. Burkholder also currently sits on the athletic trainers advisory group and served on the head, neck and spine committee and the return to play task force, all of which address the treatment and prevention of concussions in the sport. ATSA recipients have been involved in professional associations, community organizations, grassroots public relations efforts and service as a volunteer athletic trainer.

In February 2022, he earned the Fain-Cain Memorial Award for 2021 Outstanding NFL Athletic Trainer of the Year. The Fain-Cain award is named for Dr. Thomas E. Cain and Dr. Robert H. Fain, both long time team physicians for the then-Houston Oilers. The award was established shortly after Dr. Cain's death and Dr. Fain's retirement. Both physicians exhibited long term commitments to the NFL and exemplary performances. The award is given annually to an NFL athletic trainer who manifests these traits and is presented to the PFATS member who best reflects the virtues of a certified athletic trainer and displays the highest level of professionalism.

In back-to-back years, Burkholder received prestigious awards for his work on the field. First in 2017 he became just the second

person and first athletic trainer to receive the NATA's President's Award, honoring his contribution to the profession after earning the NATA Most Distinguished Athletic Trainer Award in 2016. He and his staff were recognized by their peers following the 2010 season, being named the NFL's top training staff for the year.

In 2020, the NFL and the world faced a public health crisis, the coronavirus pandemic, forcing the adoption of new COVID-19 protocols across the National Football League. Burkholder became the team's Infection Control Officer (ICO), a leading member of the club's Infection Response Team (IRT). As the local ICO, Burkholder was integral in the development and execution of the club's IDER (infectious disease emergency response) plan, a document detailing how the club adapted its operations to mitigate risk, cleaning protocols, how the team complied with state and local guidelines, as well as an action plan for positive COVID-19 tests or symptoms within the staff or locker room, among other topics. Burkholder's plan was the first among all clubs to be reviewed and approved by the NFL, the NFLPA and jointly appointed infectious disease experts.

Having spent 24 years with Chiefs Head Coach Andy Reid, including 14 in Philadelphia as Reid held the same position with the Eagles (1999-2012), Burkholder became well known for his expertise in his rehabilitation programs. In 2004, an aggressive rehabilitation program allowed WR Terrell Owens to return from a surgically-repaired ankle in seven weeks to play in Super Bowl XXXIX with the Eagles. He also helped RB Duce Staley return to the field in 2001, who suffered a severe Lis Franc sprain in his foot. The process went so well that Burkholder was published and has spoken nationally on the Lis Franc injury and its rehabilitation process. In addition, Burkholder designed a rehab program for Steelers CB Rod Woodson in 1995 after he suffered a torn ACL in

the season opener. Woodson returned just four and a half months after surgery to play in Super Bowl XXX. Burkholder has created specialized rehab programs for several Chiefs over the years, including several Achilles tendon injuries: LB Derrick Johnson (2014 & 2016), DE Mike DeVito (2014), WR Chris Conley (2017) and S Eric Berry (2017). He also played a major role in Berry's return to the field in 2015 after battling Hodgkin's lymphoma.

Before joining the Eagles training staff, he spent six seasons as an assistant athletic trainer with the Pittsburgh Steelers and three seasons as an assistant football athletic trainer at his alma mater, the University of Pittsburgh. A 1987 Pittsburgh graduate, Burkholder went on to earn his master's degree in athletic training from the University of Arizona where he spent two seasons as a graduate assistant and another as an assistant athletic trainer.

Burkholder is a certified athletic trainer and a member of the National Athletic Trainers Association and the Pennsylvania Athletic Trainers Society, in addition to his membership in PFATS. While with Philadelphia, he served as the NFC head athletic trainer representative on the PFATS executive committee.

Burkholder first gained NFL experience serving as a summer intern with the New England Patriots training staff in 1986. He was influenced by his father, Richard, a long-time athletic trainer at Carlisle High School, and his mother, Nancy, a registered nurse. In 2003, Burkholder and his father were named distinguished alumni of Carlisle High School, and in 2013, Burkholder was honored with the Pennsylvania Athletic Trainers Society Distinguished Merit Award.

Education: Pittsburgh (B.S. 1987), Arizona (M.S. 1989). **Born:** Carlisle, Pa. **Family:** Wife - Kristine; Children - Quinn Taylor and Carly Ann.

16 17 18 19 20 21 22

JOE BLEYMAIER

PASS GAME COORDINATOR

8TH YEAR IN THE NFL | **8TH YEAR WITH THE CHIEFS**

BLEYMAIER'S FOOTBALL CAREER

| | |
|-----------------------------|----------------------------------------------------------------------------------------------------------------------------|
| 2002-05 Delaware | Wide Receiver |
| 2006-07 Wauwatosa East | High School Asst. Coach |
| 2007-09 Philadelphia Eagles | FB Ops./Summer Intern |
| 2013-15 Colorado | Offensive Quality Control |
| 2016-23 Kansas City Chiefs | Offensive QC ('16-17) Passing Game Analyst/Asst. QBs ('18-20) Wide Receivers ('21-22) Pass Game Coordinator ('23) |



Joe Bleymaier enters his eighth season with the Chiefs and in the NFL. He'll step into a new role in 2023 as the team's pass game coordinator. His time with the club has included two seasons as the wide receivers coach (2021-22), three seasons as the pass game analyst/assistant quarterbacks coach (2018-20) and two seasons as an offensive quality control coach (2016-17).

Bleymaier was tasked with developing a new group of receiver talent in 2022 with newcomer WRs Marquez Valdes-Scantling, Juju Smith-Schuster, Kadarius Toney, Justin Watson and rookie Skyy Moore. Chemistry was quickly developed between the Chiefs QB Patrick Mahomes, the newcomers and returning WR Mecole Hardman, who played in just eight games due to injury but managed to score four TDs. Mahomes found 11 different receivers throughout the season, the second most in the league, producing a historic passing performance in which they led the league in receiving yards (5,250), touchdowns (41), passing first downs (272), receptions of 25+ yards (49) and points per game (29.2). Smith-Schuster led the receiver group with 78 receptions for 933 yards and three trips to the end zone. Fifth-year receiver Valdes-Scantling recorded 42 receptions for 687 yards and two

regular season touchdowns. His season was highlighted by his AFC Championship Game performance when in the midst of injuries to many key offensive weapons, including Mahomes, Valdes-Scantling had six receptions for 116 yards receiving, three catches of 25+ yards and one TD to propel them to Super Bowl LVII.

In 2021, Bleymaier led one of the most explosive passing games in the NFL with Mahomes at the helm. Bleymaier assisted the Chiefs offense to rank fourth in net passing yards per game (281.8) and third in net yards per game (396.8). WR Tyreek Hill recorded 1,239 receiving yards, ranking seventh in the NFL, en route to his sixth Pro Bowl selection.

In 2020, the Chiefs offense ranked first in the league in passing yards per game (303.4) and net passing yards (4,854), third in average gain per pass play (7.48) and tied for third in passing touchdowns (40). As assistant quarterbacks coach, Bleymaier aided Mahomes to his third straight Pro Bowl (2018-2020), and an AP All-Pro (second team) selection after Mahomes threw for 4,740 yards and 38 passing touchdowns.

In 2019, Bleymaier emphasized the passing game and worked closely with Mahomes to help the Chiefs passing game rank fifth in passing yards per game (281.1) and second in average gain per pass play (7.48). In the fourth quarter of Super Bowl LIV the payoff was clear as Mahomes and the offense rallied to score 21 points, coming back from a 10-point deficit to defeat the 49ers.


In 2018, Bleymaier worked with a Chiefs offense that featured the NFL MVP QB Mahomes, as he threw for 5,097 yards and 50 touchdowns, which was only the second time in NFL history that a player has thrown for 5,000 yards and 50 touchdowns.

Prior to his time at Colorado where he served as an offensive quality control coach (2013-15), Bleymaier spent two seasons as the assistant coach at Wauwatosa East High School in Milwaukee, Wis., while he was attending law school (2006-07).

Additionally, Bleymaier spent three summers as a football operations intern with Andy Reid and the Philadelphia Eagles (2007-09) while Reid was the Head Coach and Executive Vice President of Football Operations in Philadelphia.

Bleymaier was a four-year letterman as a wide receiver at Delaware (2002-05), where he hauled in 74 career receptions for 864 yards (11.7 avg.) with 11 total offensive touchdowns. In his sophomore season, Bleymaier was a member of the Blue Hens' 15-1, I-AA National Championship team.

Education: University of Delaware (B.A. 2005); Marquette University (J.D. 2009). **Born:** Boise, Idaho. **Family:** Wife - Stephanie; Son - Calvin; Daughter - Hayden.




17 18 19 20 21 19 20 22
AAA
19 22

TERRY BRADDEN

ASSISTANT DEFENSIVE LINE

7TH YEAR IN
THE NFL

7TH YEAR WITH
THE CHIEFS



| BRADDEN'S FOOTBALL CAREER | |
|---------------------------|---------------------------------------------------------------------------------------------------------------------------|
| 2009-11 | Howard University Quarterback |
| 2011-13 | Tuskegee University Quarterback |
| 2014 | Florida Atlantic University QC Special Teams |
| 2015 | Inlet Grove HS Athletic Dir. & Head Coach |
| 2016 | Bethune Cookman QB Graduate Asst. |
| 2017-23 | Kansas City Chiefs Defensive Assistant ('17) Defensive Quality Control ('18-20) Asst. Defensive Line ('21-23) |



Terry Bradden enters his third season as the assistant defensive line coach with the Chiefs in 2023 after serving three seasons as the defensive quality control coach (2018-20) and one as a defensive assistant (2017).

Bradden worked closely with Joe Cullen and the defensive line in 2022, helping guide the defensive front to 55.0 sacks (-388 yards), which was the second most in the league en route to the club's eventual Super Bowl LVII victory. DT Chris Jones tied his own season-high sack number of 15.5, which he previously notched in 2018 and secured his fourth-consecutive Pro Bowl nomination. Jones highlighted his season when he took down elusive Bengals QB Joe Burrow in the AFC Championship Game (1/29/23) for 2.0 sacks. His performance through the 2022 season earned him AFC Defensive Player of the Year (101 Awards), selected to the AP All-Pro (first-team) and was voted by his teammates to be a playoff captain. Bradden also helped mentor rookie DE George Karlaftis to 6.0 sacks (-40.0 yards) with seven passes defensed and 11 quarterback pressures. Karlaftis' six sacks was the fifth-most for a rookie in franchise history.

In 2021, Bradden worked alongside Brendan Daly overseeing the defensive line. Jones led the team with 9.0 sacks, including a single-game career-high of 3.5 sacks of Cowboys QB Dak Prescott (11/21/21), en route to his third Pro Bowl selection. DE Frank Clark ranked second on the team with 4.5 sacks. Both DE Mike Danna and DT Derrick Nnadi posted career highs in sacks that season with 3.0 each.

In 2020, as a defensive quality control coach Bradden worked mostly with a defensive line that included Pro Bowlers Jones and Clark. Jones and Clark ranked first and second on the team in sacks with 7.5 and 6.0, respectively. Jones was named to the AP All-Pro (second team) and named to the Pro Bowl for the second time in his career.

In 2019, Bradden primarily worked with the defensive backs. He worked with S Tyrann Mathieu who was nominated to the AP All-Pro Team for the second time and CB Charvarius Ward who had a productive season, recording 56 tackles, 10 passes defensed and two interceptions.


Bradden spent the 2018 season working with the defensive line including third-year Jones who led the team with 15.5 sacks, ranking third in the NFL behind AP's Defensive Player of the Year Aaron Donald (20.5) and All-Pro DE J.J. Watt (16.0). He spent the 2017 season working closely with the defensive backs unit under the tutelage of Pro Football Hall of Famer and Chiefs Hall of Famer Emmitt Thomas.

Prior to joining the Chiefs, Bradden served as a quarterback graduate assistant at Bethune Cookman University for the 2016 season. He was named to the first American Football Coaches Association top 30 under 30 class that year.

Before his season in Daytona Beach, Bradden spent the 2014 season at Florida Atlantic University as the quality control special teams coach before returning to his alma mater, Inlet Grove High School as the head football coach and athletic director for the 2015 season. He claimed the title of the youngest head football coach and athletic director in the state of Florida at the age of 24. Bradden played two seasons at Inlet Grove, leading the Hurricanes to consecutive Class 2A regional semifinal berths as a junior and senior (2008-09).

The Riviera Beach, Florida, native played quarterback for three seasons at Howard University (2009-11) in Washington, D.C., before transferring to Tuskegee University (2011-13), where he also played quarterback and graduated with a degree in social work.


Education: Tuskegee University (B.S. 2014). **Born:** Riviera Beach, Fla. **Family:** Wife - Kendall; Sons - Christopher and Carter.



GREG CARBIN

ASSISTANT STRENGTH AND CONDITIONING

5TH YEAR IN THE NFL | 5TH YEAR WITH THE CHIEFS



CARBIN'S FOOTBALL CAREER

| | | |
|-------------------------------------------|-------|--------------------------------------------------------|
| 2003-06 Missouri Western State University | | Defensive Back |
| 2007-11 North Kansas City High School | | Coach |
| 2012-18 Missouri Western State University | | GA ('12-13) Director of Sports Performance ('14-18) |
| 2019-23 Kansas City Chiefs | | Asst. Strength & Cond. |



Greg Carbin enters his fifth NFL season with Kansas City in 2023 as an assistant strength & conditioning coach.

Since Carbin has joined the strength and conditioning staff in

2019, the team has won every AFC West title and has hosted the AFC Championship Game each season, winning three of those titles (2019, 2020, 2022), and adding two Super Bowl banners (LIV, LVII).

Prior to working for the Chiefs, Carbin served as the director of sports performance at Missouri Western State University, his alma mater and where the Chiefs hold their training camp. During his seven years at MWSU, Carbin developed the student-athletes' workouts, conducted the workouts during the school year and built the Griffon Strength and Conditioning program from the ground up. He returned to MWSU after working at North Kansas City High School as a football and track coach. He began his career at MWSU as a graduate assistant in strength and conditioning for one year (2013) before being promoted to director of sports performance in 2014.

The Jefferson City, Mo., native played defensive back at MWSU where he was a four-year letter winner (2003-06) for the Griffon football team and helped guide the Griffons to their first ever NCAA Playoff appearance in 2006. Carbin totaled 128 tackles (88 solo), five interceptions and has 35 kickoff returns for 794 yards and a 22.6 yards per return average. He was a member of the MWSU Athletic Director's Honor Roll and the MIAA Commissioner's Academic Honor Roll, as well as a member of the MWSU Student-Athlete Advisory Committee.

Education: Missouri Western State University (B.F.A. 2007), (MAsc 2016); Concordia University (MS 2022). **Born:** Jefferson City, Mo. **Family:** Wife - Marian; Children - Graham and Adelis



NICK CASSETTA

ASSISTANT STRENGTH & CONDITIONING

1ST YEAR IN THE NFL

1ST YEAR WITH THE CHIEFS



CASSETTA'S FOOTBALL CAREER

| | | | |
|---------|-----------------------|-------|--------------------------------------------------------------------------|
| 2016 | University of Buffalo | | Strength & Conditioning Intern |
| 2016-17 | UCLA | | Strength & Conditioning Intern ('16) Strength & Conditioning GA ('17) |
| 2018 | Ohio University | | Strength & Conditioning GA |
| 2019-21 | New Mexico State | | Asst. Strength & Conditioning |
| 2022 | Rice University | | Asst. Strength & Conditioning |
| 2023 | Kansas City Chiefs | | Asst. Strength & Conditioning |

Nick Cassetta enters his first season in the NFL as a Chiefs assistant strength and conditioning coach in 2023. Cassetta joins the club after a season at Rice University where he assisted the football strength program as the assistant strength and conditioning coach in 2022.

While at Rice University, Cassetta coordinated all aspects of the nutrition program as well as assisted with the design and implementation of the strength and conditioning plan for the team. He also managed all of the sports science technology including SPT GPS, Nordboard and Force Plates.

Cassetta spent three seasons (2019-21) at New Mexico State as the director of Olympic sports and exercise prescription/nutrition manager. In this role, Cassetta acted as the assistant director of the design and implementation of the football strength and conditioning program, overseeing the development of the offensive and defensive lines, quarterbacks, specialists and redshirts. Cassetta was the bridge between the sports medicine and sports performance staffs, working closely with the athletic training staff while overseeing the Olympic strength and

conditioning program. Cassetta also oversaw the baseball and women's track and field programs helping the women's team earn its first ever Indoor Conference Championship in 2020. Cassetta furthered his experience with nutrition, overseeing all aspects of the nutrition program of NMSU.

In 2018, he spent time at his alma mater, Ohio University, as a graduate assistant for the strength and conditioning department. While at Ohio University, Cassetta assisted in all aspects of the football strength and conditioning program and was responsible for the design and supervision of the training programs for a variety of the school's sports including men's and women's golf and women's swimming and diving.

Prior to his arrival at Ohio University, he spent time at UCLA as an intern (2016) and as a graduate assistant (2017). As a graduate assistant, Cassetta was responsible for the implementation of the developmental lifting group and worked alongside the sports medicine staff to oversee the progression of injured student-athletes. Cassetta began his coaching career in 2016 with a short stint at the University of Buffalo as an intern of the strength and conditioning staff, working directly with the football team.

Cassetta earned his bachelors in exercise science from Monclair State in 2015 and went on to get his masters in coaching education from Ohio University in 2019 while serving as a graduate assistant for strength and conditioning.

Education: Montclair State (B.S. 2015), Ohio University (M. Coaching Ed. 2019) **Born:** Lodi, N.J.





JOE CULLEN

DEFENSIVE LINE

17TH YEAR IN THE NFL

2ND YEAR WITH THE CHIEFS



CULLEN'S FOOTBALL CAREER

| | | |
|---------|------------------------|-----------------------------------------------------------|
| 1990-91 | UMass | Running Backs ('90) Defensive Line ('91) |
| 1992-98 | University of Richmond | Defensive Line ('92-96) Defensive Coordinator ('97-98) |
| 1999 | LSU | Defensive Line |
| 2000 | University of Richmond | Defensive Coordinator |
| 2001 | Memphis | Defensive Line |
| 2002-04 | Indiana | Defensive Line ('02-03) Defensive Coordinator ('04) |
| 2005 | Illinois | Defensive Assistant |
| 2006-08 | Detroit Lions | Defensive Line |
| 2009 | Idaho State | Defensive Line |
| 2010-12 | Jacksonville Jaguars | Defensive Line |
| 2013 | Cleveland Browns | Defensive Line |
| 2014-15 | Tampa Bay Buccaneers | Defensive Line |
| 2016-20 | Baltimore Ravens | Defensive Line |
| 2021 | Jacksonville Jaguars | Defensive Coord. |
| 2022-23 | Kansas City Chiefs | Defensive Line |

Joe Cullen returns for his second season as defensive line coach for the Kansas City Chiefs in 2023, marking his 17th year in the National Football League.

Cullen made an immediate impact on the organization, coaching the 2022 defensive line as a component of a top producing defense. In 2022, the Chiefs defense ranked in the Top 10 in many categories: second in sacks (55.0 sacks, -388 yards), first in QB hits (198), second in QB pressures (241), fifth in rushing plays of 20+ yards, and eighth in rushing yards allowed (107.2). The defensive line's success culminated in the Super Bowl LVII victory where they held a highly regarded Eagles run game to just 28 rushing yards in the second half. Cullen mentored veteran DT Chris Jones to another Pro Bowl season with 15.5 sacks, tying his career-high (2018). Jones recorded his first postseason sacks in his career with his 2.0 sacks (-13 yards) of Joe Burrow in the AFC Championship Game. Jones was also the AFC Defensive Player of the Year (101 Awards), selected to AP All-Pro (first team) and voted by his teammates to be a playoff captain. Fellow 2022 Pro Bowler DE Frank Clark brought his postseason sack total to 13.5 en route to Super Bowl LVII, which ranks him third all-time in the NFL. Cullen quickly developed rookie DE George Karlaftis who started all 17 regular season games and recorded 6.0 sacks, 11 quarterback pressures and seven passes defended. His 6.0 sacks were the fifth most for a rookie in franchise history. DT Khalen Saunders and DE Mike Danna both notched new career highs for regular season sacks with 3.5 and 5.0, respectively.

In 2021, Cullen served as the defensive coordinator with the Jacksonville Jaguars. Cullen helped lead the defense to

improvements in all major categories, including yards per game allowed, points per game allowed, yards per carry allowed and passing yards per game. Jacksonville's sack total improved from 18.0 to 32.0 in one season with Cullen leading the defense. Under his tutelage, DE Josh Allen led the team in total tackles with 71, four passes defended and 7.5 sacks.

The 2021 season marked his second stint with the Jaguars after spending three seasons (2010-12) as their defensive line coach where he assisted the Jaguars to a No. 6 finish in the NFL in yards allowed (313.0 ypg) in 2011.

Prior to arriving in Jacksonville the second time, Cullen spent five seasons as the defensive line coach in Baltimore (2016-20).

In 2020, Baltimore allowed the NFL's second-fewest points (18.9) and seventh-fewest yards (329.8) per game. The Ravens also owned the No. 2 third-down defense (34.0 pct.) and produced a league-high 25 forced fumbles. That season, Cullen oversaw DT Calais Campbell to his sixth Pro Bowl selection, as well as DT Matt Judon to his third-straight Pro Bowl (2018-20). In 2019, the Ravens finished with the NFL's No. 4 defense (300.6 ypg) and allowed the third-fewest points per game (17.6). In 2018, Baltimore boasted the league's top-ranked defense (292.9 ypg) and permitted the league's second-fewest points per game (17.9), en route to winning the AFC North title. That season, Cullen tutored DT Brandon Williams to his first Pro Bowl selection. In 2017, Cullen led Baltimore's defensive line, which was part of a defensive unit that led the league in takeaways (34) and finished tied for ninth with 41.0 sacks, including 11.0 sacks coming from DE Terrell Suggs en route to his seventh Pro Bowl selection. The Ravens defense was dominant, ranking sixth in scoring (18.9 ppg) and third in total defense.

Cullen spent two seasons (2014-15) as the defensive line coach of the Tampa Bay Buccaneers. Over those two seasons, the Bucs ranked seventh in sacks (74.0) and tackles for loss (173). Tampa Bay allowed just 3.67 yards per catch, which ranked third in the NFL. He tutored DT Gerald McCoy to back-to-back Pro Bowl selections.

In 2013, Cullen helped guide one of the best defensive turnarounds in team history as the Cleveland Browns finished ninth in total defense (322.4 ypg) after ranking 23rd the previous season.

In 2009, Cullen left the NFL to be the defensive line coach at Idaho State. His first NFL coaching job came in 2006 where he was the defensive line coach for the Detroit Lions for three seasons (2006-08). Under Cullen, four different Lions players recorded career-high sack numbers, including Shaun Rogers (7.0 in 2007) and Cory Redding (8.0 in 2006).

Prior to his time as an NFL coach, Cullen was a defensive

assistant at Illinois in 2005. He spent two seasons (2002-03) with Indiana University as their defensive line coach, before transitioning to their defensive coordinator in 2004. Cullen spent four seasons (1992-96) with the University of Richmond as their defensive line coach before becoming their defensive coordinator (1997-98). After doing a year at Louisiana State University (1999) as their defensive line coach, he returned to Richmond to be their defensive coordinator in 2000.

In college at the University of Massachusetts Amherst, Cullen

was a four year starting nose tackle. He was a three-time All-Yankee Conference selection and was the Minutemen's team MVP in 1989. He graduated in 1990 with a bachelor's degree in sports management. He got his first collegiate coaching job at his alma mater, where he started as a graduate assistant there before becoming a position coach.

Education: University of Massachusetts Amherst (1990). **Born:** Quincy, Mass. **Family:** Wife - Andrea; Daughters - Julia, Justina, and Jenna.



DONALD D'ALESIO

SAFETIES


3RD YEAR IN THE NFL

3RD YEAR WITH THE CHIEFS



D'ALESIO'S FOOTBALL CAREER

| | | | |
|---------|--------------------|-------|---------------------------------------------------------------------------------------------------------------|
| 2010-14 | Youngstown State | | Defensive Back |
| 2015-19 | Youngstown State | | Defensive QC ('15) Defensive Line ('16-17) Co-DC/Defensive Line ('18) Defensive Coordinator/DL ('19) |
| 2020 | LSU | | Defensive Analyst |
| 2021-23 | Kansas City Chiefs | | Defensive Assistant ('21) Safeties ('22-23) |



Donald D'Alesio enters his third season with Kansas City and second as the team's safeties coach in 2023. D'Alesio served as a defensive assistant his first season with the Chiefs in 2021.

The 2022 season was D'Alesio's first working exclusively with the safeties. His unit was led by veteran S Juan Thornhill and newcomer S Justin Reid who was acquired via free agency from Houston. Thornhill, tied with CB L'Jarius Sneed, to lead the team with three interceptions while totaling 71 tackles (43 solo) with nine passes defensed, four tackles for loss and 1.0 sack in regular season play. Reid stepped into a large defensive role becoming the fourth leading tackler on the team with 81 tackles (59 solo), seven passes defensed and two tackles for loss. In the postseason, Reid maintained productivity with 20 tackles (17 solo), which was second amongst Chiefs defenders. D'Alesio also developed rookie S Bryan Cook who ended up playing 16 games and totaled 27 tackles (19 solo), 1.0 sack and two passes defensed. The rookie had a standout moment in the AFC Championship Game with a pass break up that led to an

interception by fellow rookie CB Joshua Williams. D'Alesio's safeties were part of a defensive backs unit that after recording just three interceptions in the season's first 10 games, went on to have 10 interceptions in the final 10 games, including the postseason.

In 2021, D'Alesio worked closely with the defensive backs as a defensive assistant. He worked alongside S Tyrann Mathieu as he was selected to his third Pro Bowl following the season. Mathieu recorded three interceptions, including one returned for a touchdown.

D'Alesio spent the 2020 season as a defensive analyst at Louisiana State University after spending five seasons on the Youngstown State football coaching staff (2015-19). During his time at Youngstown State, D'Alesio spent time as the Penguins defensive coordinator, defensive line coach and defensive quality control coach.


Prior to D'Alesio's promotion to defensive coordinator in 2019, he served as the Penguins co-defensive coordinator in 2018 alongside Richard McNutt while also acting as the defensive line coach. In 2019, D'Alesio led a defensive unit that ranked seventh in pass defense, 10th in sacks and 24th in total defense in the FCS. Under his tutelage, standout player DE Justus Reed was named first-team after logging 12.5 sacks and 19 tackles for loss during the 2019 season earning him All-MVFC and second-team All-American.

D'Alesio spent two seasons as the team's defensive line coach (2016-17). With D'Alesio's guidance in 2017, DE Justus Reed earned Missouri Valley All-Newcomer Team selection. In 2016, D'Alesio had two standout defensive ends in NFL Draft picks Derek Rivers and Avery Moss. Rivers was drafted in the third round of the NFL Draft by the New England Patriots with the 83rd overall pick while Moss was selected in the fifth round by the New York Giants as pick No. 167. In his first season with his alma mater (2015), D'Alesio held the role of defensive quality control working primarily with the defensive line.

The Youngstown, Ohio native was a defensive back at YSU from 2010-14, where he totaled 274 career tackles while starting 44 contests and playing in 48. His best year came during his senior campaign in 2014 when he was second on the team with 91 total tackles, including 45 solo tackles while adding a pair of interceptions.

Education: Youngstown State University (B.S. 2014). **Born:** Youngstown, Ohio.






00 14 15 16 17 14 16 17 18 19 20 22
18 19 20 21 22

BRENDAN DALY

LINEBACKERS

18TH YEAR IN THE NFL | 5TH YEAR WITH THE CHIEFS



| DALY'S FOOTBALL CAREER | |
|------------------------------|--------------------------------------------------------------------|
| 1993-96 Drake | Tight End |
| 1997 Ridgewood HS (Fla.) | Assistant |
| 1998 Drake | Tight Ends |
| 1999 Villanova | Tight Ends |
| 2000 Maryland | Graduate Assistant |
| 2001-03 Oklahoma State | Graduate Assistant ('01-02) Asst. Strength & Conditioning ('03) |
| 2004 Illinois State | Tight Ends |
| 2005 Villanova | Defensive Line |
| 2006-08 Minnesota Vikings | Def. Asst/Def. Line |
| 2009-11 St. Louis Rams | Defensive Line |
| 2012-13 Minnesota Vikings | Defensive Line |
| 2014-18 New England Patriots | Def. Asst. ('14) Defensive Line ('15-18) |
| 2019-23 Kansas City Chiefs | DL/Run Game Co. ('19-21) Linebackers ('22-23) |



Brendan Daly begins his fifth season with the Kansas City Chiefs in 2023 and his 18th season in the league. He spent his first three seasons in Kansas City coaching the defensive line. In 2022, he transitioned to linebackers coach.

In his first year as linebackers coach in 2022, Daly helped further develop second-year LB Nick Bolton. Bolton took over as the team's defensive green dot and went on to lead the team in tackles and break the Chiefs single season tackle record with 180 tackles. Under Daly's direction, Bolton recorded nine games with 10+ tackles, the most 10+ tackle games in team history. Bolton highlighted his historic season with a fumble recovery in Super Bowl LVII that he took 36-yards to the house to tie the Chiefs and Eagles 14-14 in the eventual Chiefs victory. He was voted by his teammates to be a playoff captain. LB Willie Gay ranked third on

the team with 88 tackles (51 solo). Gay notched career highs in sacks (2.5), passes defended (eight) and quarterback hits (four). With Daly's guidance, rookie LB Leo Chenal also developed throughout the year playing in all 17 games (eight starts) and logged 29 tackles (16 solo), three quarterback hits and three tackles for loss. Bolton and Gay also accounted for three of the team's 11 interceptions in the regular season (Bolton - 2.0; Gay - 1.0).

In his third year with the Chiefs, Daly oversaw a defensive line led by DT Chris Jones and DE Frank Clark. Jones led the team in sacks with 9.0 en route to his third Pro Bowl selection. Clark ranked second on the team with 4.5 sacks. Both DE Mike Danna and DT Derrick Nnadi posted career highs in sacks during the 2020 season with 3.0 each. Under Daly's direction, the Chiefs defensive line ranked ninth in quarterback hurries.

In 2020, Daly led the Chiefs defensive front featuring Pro Bowlers Jones and Clark who were ranked first and second on the team in sacks with 7.5 and 6.0, respectively helping them reach their second consecutive Super Bowl appearance. Jones was named to the AP All-Pro (second-team) and the Pro Bowl for the second time in his career.

In his first season with the Chiefs in 2019, Daly oversaw a defensive line unit who ranked first in NFL passes defended with 16. During Week 7, the Chiefs defense tallied 9.0 sacks against the Denver Broncos with 6.0 of the 9.0 sacks coming from the defensive line (DE Alex Okafor - 2.0; Clark - 2.0 & DE Emmanuel Ogbah-2.0). Daly helped Jones and Clark to their first Pro Bowl nominations.

Daly spent four seasons as the defensive line coach (2015-18) for the New England Patriots. In those four seasons, his defensive line was a part of a defense that was top 10 in stopping the run. He was hired in New England in 2014 as a defensive coaching assistant before being promoted to defensive line coach in 2015.

Before his time with the Patriots, Daly had two stints with the Minnesota Vikings as a defensive assistant/defensive line coach (2006-08) and defensive line coach (2012-13) and made the playoffs two times (2008, 2013). During his first tenure, the Vikings became the first team in NFL history to lead the league in rushing defense for three consecutive seasons (2006-08), holding opponents to under 75 yards rushing per game.

Daly also spent three seasons (2009-11) with Chiefs Defensive Coordinator and then-Rams Head Coach Steve Spagnuolo as the defensive line coach in St. Louis. In 2011, he coached DE Chris Long to a career-best 13.0 sacks. Under Daly's leadership in 2010, the Rams had 43.0 sacks as a team, which ranked seventh-most in the NFL.

Before breaking into the NFL ranks, Daly had multiple stops at the collegiate level (1998-05). He was the defensive line coach at Villanova in 2005 and the tight ends coach at Illinois State in 2004. He was an assistant strength and conditioning coach at Oklahoma State in 2003 after serving as a graduate assistant from 2001-02. In 2000, Daly was a graduate assistant at Maryland after coaching tight ends at Villanova in 1999. He had his first collegiate coaching job at his alma mater, Drake University,

where he coached tight ends in 1998. He began his coaching career at Ridgewood High School in New Port Richie, Fla., in 1997 after graduating from Drake, where he played tight end.

Education: Drake University (1997). **Born:** Chicago. **Family:** Wife - Keely. Son - Liam and Daughters - Ciara and Avelin.

PORTER ELLETT
ASSISTANT RUNNING BACKS

17 18 19 20 21 19 20 22
 22

7TH YEAR IN THE NFL | 7TH YEAR WITH THE CHIEFS

ELLETT'S FOOTBALL CAREER

| | |
|-------------------|----------------------------------------------------------------------------------------------------|
| 2010-14 BYU | Equipment Room Attendant |
| 2016 SMG Stadium | Graduate Assistant |
| 2017-23 KC Chiefs | Senior Asst. to the HC ('17-19) Offensive Quality Control ('20-22) Asst. Running Backs ('23) |



Porter Ellett enters his seventh season with the Chiefs and first as assistant running backs coach. Prior to his promotion, Ellett spent three seasons as an offensive quality control coach (2020-22) after serving three seasons as the senior assistant to the head coach (2017-19).

In 2022, Ellett worked closely with the tight ends, running backs and QB Patrick Mahomes. The Chiefs offense led the league in many categories: yards per game (413.6), points per game (29.2), passing yards (5,250), passing touchdowns (41), passing first downs (272) and pass plays of 25+ yards (49). Ellett assisted with the development of rookie RB Isiah Pacheco who went on to rush for 830 yards and five touchdowns. The tight ends continued their productivity in the Chiefs offense and TE Travis Kelce recorded his seventh-consecutive 1,000-yard season, passing former TE Rob Gronkowski in career receiving yards with 10,344. With Ellett's assistance, Mahomes completed 435 of his 638 passes for a 67.1 completion percentage, the highest of his career, as he set franchise records for passing yards (5,250) and single-season passing first downs (272). Mahomes' 2022 performance earned him his second NFL MVP and Super Bowl MVP after the Chiefs beat the Eagles 38-35 in Super Bowl LVII.

For the 2021 season, Ellett continued to work closely with the tight end group. Kelce recorded his sixth-consecutive 1,000-yard season, extending his NFL record for tight ends. Kelce recorded two game-winning touchdowns in overtime in 2021, his first coming against the Chargers in LA and second in the divisional round against Buffalo. Following the season, Kelce earned his seventh Pro Bowl nomination.

In 2020, Ellett worked with an offense that finished first in total net yards per game (415.8) and passing yards per game (303.4). He also assisted with the tight ends group which featured first-team AP All-Pro, PFWA All-NFL and Pro Bowler Kelce who recorded over 1,000 receiving yards for the fifth-consecutive season, extending his previously established NFL record for tight ends. He became the first tight end in NFL history with multiple seasons of 100+ receptions in his career (2018 and 2020), while his 1,416 receiving yards were the most-ever by a tight end in NFL history, passing 49ers TE George Kittle's previous record of 1,377 yards set in 2018.


During his time as senior assistant to the head coach (2017-19), Ellett worked closely with Head Coach Andy Reid and Offensive Coordinator Eric Bieniemy organizing the day-to-day operations of the team, player and staff communications with the head coach and the football calendar. In this role, Ellett also assisted with the development of the quarterbacks.

Prior to his arrival, Ellett served as a graduate assistant at SMG McLane Stadium at Baylor University while pursuing his Masters in Sport Management. While completing his undergraduate degree at Brigham Young University, he served as an equipment room attendant for the football team.

Outside of athletics, Ellett has a long history of service work under his belt. Since 2007, he has partnered with Coolspeak as a motivational speaker and facilitator, delivering over 1,000 keynotes across the country.

Additionally, Ellett owns Camp Overcome, a youth development program that implements positive attitudes through sports. When he isn't volunteering, Ellett trains and competes in Paralympic swimming and triathlons.

Education: Brigham Young University (B.S. 2014); Baylor University (M.S. Sports Management). **Born:** Loa, Utah. **Family:** Wife - Charlie; Children - Porter Brigham, Griffin Kole and Piper Joann.



A graphic for Connor Embree, a wide receiver for the Kansas City Chiefs. It features the Chiefs logo on the left, the name "CONNOR EMBREE" in large white letters, and "WIDE RECEIVERS" below it. At the bottom, it says "5TH YEAR IN THE NFL" and "5TH YEAR WITH THE CHIEFS". On the right is a portrait of Connor Embree in a suit and tie. At the top right, there are logos for the NFL and the Chiefs, along with the years 19, 20, 21, 22.

EMBREE'S FOOTBALL CAREER

| | | |
|---------|------------------------------|---------------------------------------------------------------------------------------|
| 2010 | UNLV | Wide Receiver |
| 2011-13 | University of Kansas | Wide Receiver |
| 2014 | Blue Valley West High School | Offensive Coord. |
| 2015-16 | University of Kansas | Graduate Assistant |
| 2018 | Fairview High School | Wide Receivers Coach |
| 2019-23 | Kansas City Chiefs | Defensive Assistant ('19-20) Off. Quality Control ('21-22) Wide Receivers ('23) |



Connor Embree returns for his fifth season with the Chiefs and enters the 2023 season as the team's wide receivers coach after spending two seasons as an offensive quality control coach (2021-22) and two seasons as a defensive assistant (2019-20).

Embree again worked closely with the wide receiver corps in 2022 as an offensive quality control coach assisting an offense that led the league in receiving yards (5,250), touchdowns (41) passing first downs (272), receptions of 25+ yards (49) and points per game (29.2). Embree helped develop a new group of veteran receivers (Juju Smith-Schuster, Kadarius Toney, Marquez Valdes-Scantling and Justin Watson) who accounted for over 20 percent

of the Chiefs receiving touchdowns. Smith-Schuster led the team's wide receiver group with 78 receptions for 933 yards and three trips to the end zone. Fifth-year receiver Valdes-Scantling had two regular season touchdowns and a career-high two postseason touchdowns. He stepped up big as the team battled through injuries in the AFC Championship Game, with 116 yards receiving off six receptions, three catches of 25+ yards and one touchdown en route to the team's Super Bowl LVIII win.

In 2021, Embree worked primarily with the wide receivers group. WR Tyreek Hill recorded a career high 111 receptions for 1,239 yards en route to his sixth Pro Bowl nomination. WR Mecole Hardman ranked third on the team, recording career highs in catches (59) and yards (693).

In 2020, Embree primarily worked with the defensive backs who featured AP All-Pro S Tyrann Mathieu who led all safeties in the NFL with six interceptions and rookie CB L'Jarius Sneed who showed a lot of potential in the nine games he saw action (six starts). He snagged three interceptions, 2.0 sacks (-19.0 yards) and seven passes defended.

In his first season with the Chiefs (2019), Embree primarily worked with a linebacking group that accounted for 5.5 sacks and 275 tackles in his role as a defensive assistant. LB Anthony Hitchens led the team in tackles with 88 and was responsible for 2.0 of the unit's 5.5 sacks.

Before jumping to the professional ranks, he spent two seasons on Coach David Beaty's staff at the University of Kansas as a graduate assistant where he gained experience working with the offense and special teams.

He also spent time in the high school ranks as the offensive coordinator at Blue Valley West High School and as the wide receivers coach at Fairview High School.

Embree played wide receiver for the Kansas Jayhawks (2011-13). He also spent one season at the University of Nevada, Las Vegas (2010).

Education: University of Kansas (B.S. 2013). **Born:** Superior, Colorado. **Family:** Wife - Alex.



KEN FLAJOLE

OUTSIDE LINEBACKERS

24TH YEAR IN THE NFL

3RD YEAR WITH THE CHIEFS



FLAJOLE'S FOOTBALL CAREER

| | | | |
|-----------|------------------------------------|-------|---------------------------------------------------|
| 1972-73 | Wenatchee Valley Community College | | Linebacker |
| 1974-75 | Pacific Lutheran | | Linebacker |
| 1977-78 | Pacific Lutheran | | DL/LBs |
| 1979 | Washington | | GA/DBs |
| 1980-85 | Montana | | DB/LBs ('80-83) Defensive Coordinator ('84-85) |
| 1986-88 | Texas-El Paso | | DBs |
| 1989-93 | Missouri | | DBs/Outside LBs |
| 1994 | Richmond | | DC/LBs |
| 1995 | Hawaii | | DBs |
| 1996-97 | Nevada | | Co-DC/Secondary |
| 1998 | Green Bay Packers | | Defensive Asst./QC |
| 1999-2002 | Seattle Seahawks | | DBs ('99) LBs ('00) DBs ('01-02) |
| 2003-08 | Carolina Panthers | | Linebackers |
| 2009-11 | St. Louis Rams | | Defensive Coordinator |
| 2012 | New Orleans Saints | | Secondary |
| 2013 | Cleveland Browns | | Inside Linebackers |
| 2016-20 | Philadelphia Eagles | | Linebackers |
| 2021-23 | Kansas City Chiefs | | Outside Linebackers |

Gay with 180 and 88 tackles, respectively. Bolton's 180 tackles (108 solo) notched a Chiefs single-season record. He capped off his historic season with a fumble recovery, returning it 36 yards for a touchdown to tie the game en route to a Chiefs Super Bowl LVII victory over the Eagles. Gay was back for his third season with the Chiefs and set career highs in sacks (2.5), passes defended (eight) and quarterback hits (four). Bolton and Gay combined for three of the defense's 11 regular season interceptions (Bolton - two; Gay - one).

In his first year with the Chiefs, Flajole assisted a linebackers group to account for 2.5 sacks on the season. Rookie LB Nick Bolton led the team with 112 total tackles, including 11 tackles for loss and a fumble recovery for a touchdown en route to being named the team's Mack Lee Hill award winner as the top rookie or first year player, an award voted on by his teammates.

During his tenure in Philadelphia, the Eagles defense ranked in the top 10 in the NFL in rushing defense (3rd, 99.1 ypg), third-down defense (3rd, 35.9%), red zone defense (6th, 52.7%) and scoring defense (9th, 21.8 ppg).

In 2017, he helped the Eagles overcome the loss of LB Jordan Hicks in Week 7 by preparing LB Nigel Bradham to take over the radio and call the defense. Bradham would go on to lead to all Eagles LBs with 85 tackles and a career-high eight passes defended, while adding 12 tackles and 1.0 sack during the team's Super Bowl LII-winning playoff run.

Prior to joining the Eagles, Flajole last served as the inside linebackers coach for the Cleveland Browns in 2013 and coached the secondary for the New Orleans Saints in 2012.

Prior to his stint with the Saints, Flajole served as the defensive coordinator for the St. Louis Rams from 2009-11 under Chiefs Defensive Coordinator Steve Spagnuolo where he then served as the Rams head coach. In his first season with St. Louis, Flajole helped develop rookie LB James Laurinaitis, who finished his rookie campaign with a team-high 144 tackles (96 solo), becoming just the second rookie in Rams history to lead the team in tackles. Also during his time in St. Louis, Flajole coached Pro Bowl DE Chris Long, whose sack totals increased from 5.0 to 8.5 to a career-high 13.0 in his three seasons in Flajole's defense.

In 2011, the Rams defense ranked second in the NFL with 71 negative rushing plays, fourth overall in negative plays (115) and seventh in pass defense (206.3 yards per game). Flajole's 2010 Rams defense finished second in the NFL in third-down defense (33.5 percent conversion rate), ninth in opposing passer rating (80.4), fifth in forced fumbles (19) and seventh in sacks (43).

Before his tenure in St. Louis, Flajole spent six years coaching linebackers for the Carolina Panthers where he helped the

Ken Flajole enters his third season as the outside linebackers coach for the Kansas City Chiefs in 2023. Before joining the Chiefs staff, Flajole served as linebackers coach for the Philadelphia Eagles for five seasons (2016-20). Flajole (pronounced FLAY-juhl) has coached every defensive position during his 46-year coaching career.

Flajole was back for his second season working with the linebackers in 2022. The linebacking unit accounted for two of the team's top-three leading tacklers in LB Nick Bolton and LB Willie



Panthers win two division titles, while making three playoff appearances, including two trips to the NFC Championship Game and one Super Bowl berth. While in Carolina, Flajole coached All-Pro LB Jon Beason, as well as LB Thomas Davis and Pro Bowl LBs Mark Fields and Dan Morgan. With the help of Flajole in 2007, Beason became the first rookie in franchise history to lead the team in tackles with a then-Panthers rookie record 160 takedowns.

In 2005, Flajole was part of a defensive coaching staff that helped the Panthers defense set a single-season record for fewest net yards allowed (4,522), while surrendering the third-fewest points in franchise history (259). Also that year, the Panthers allowed just 1,465 rushing yards and nine rushing TDs, marking the third-best totals in both categories in franchise history.

In Flajole's first season with the Panthers (2003), Carolina won its second-ever division title and earned a trip to Super Bowl XXXVIII, where Morgan recorded a then-Panthers record 25 tackles in the loss to New England. The following season, under Flajole's tutelage, Morgan went on to notch a career-high 109 tackles while playing in just 12 games.

Flajole made the jump from college to the NFL in 1998 when he was hired by Mike Holmgren to be a defensive

assistant/quality control coach for the Green Bay Packers. After one season in Green Bay, Flajole followed Holmgren to Seattle where he served as the Seahawks defensive backs coach in 1999 and helped the defense lead the NFL with 30 interceptions, including 27 from his secondary. That year, Seattle won just its second division title and made the playoffs for the first time since 1988. He went on to coach the Seahawks linebackers for one season (2000) before returning to his original post with the Seahawks secondary from 2001-02.

Prior to entering the NFL, Flajole spent 21 years in the college ranks where he coached every position on defense and also served as the defensive coordinator for Montana (1984-85), Richmond (1994) and Nevada (1996-97).

A native of Seattle, Flajole was an all-conference linebacker at Wenatchee Valley (WA) Community College and Pacific Lutheran (WA). He earned his degree in education from Pacific Lutheran in 1976 and began his coaching career at his alma mater the next year.

Education: Pacific Lutheran (B.A. 1976). **Born:** Seattle **Family:** Wife - Teri. Daughters - Kelly and Kori. Grandchildren - Teddy, Emmett, Tate and Madeline.



03 04 06 10 16 17 04 19 20 22
18 19 20 21 22

MIKE FRAZIER

STATISTICAL ANALYSIS COORDINATOR

21ST YEAR IN THE NFL | 11TH YEAR WITH THE CHIEFS



FRAZIER'S FOOTBALL CAREER

| | |
|-----------------------------|-----------------------------|
| 2003-12 Philadelphia Eagles | Statistical Analysis Coord. |
| 2013-23 Kansas City Chiefs | Statistical Analysis Coord. |



Mike Frazier enters his 11th season as the Chiefs Statistical Analysis Coordinator in 2023 and his 21st year in the league. He

arrived in Kansas City in 2013 after spending 10 seasons in the same role with the Philadelphia Eagles (2003-12).

In his current position, he assists Head Coach Andy Reid and the Chiefs coaching staff with player statistics and situational analysis, as well as team and league-wide trends.

In the 11 seasons Frazier has been in Kansas City, the team has won a franchise-record seven-straight AFC West titles, hosted an NFL-record five-consecutive AFC Championship Games, earned back-to-back Super Bowl appearances (LV, LIV) and added a second Super Bowl ring to his collection in 2022 (LIV, LVII).

Frazier joined the Eagles following his graduation from The College of Wooster in Wooster, Ohio (1999-03). While completing his undergraduate degree in business economics, Frazier held internships with Morgan Stanley (formerly Smith Barney) and Wells Fargo (formerly Wachovia). He also interned with the Philadelphia Eagles in 2002 where he worked with Reid and a number of current Chiefs assistant coaches who served on the Eagles coaching staff.

Education: The College of Wooster (B.A. 2003). **Born:** Evanston, Ill. **Family:** Wife - Emily.



DAVID GIRARDI

QUARTERBACKS

6TH YEAR IN THE NFL

6TH YEAR WITH THE CHIEFS



GIRARDI'S FOOTBALL CAREER

| | | | |
|---------|-----------------------|-------|-------------------------------------------------------------------------------------|
| 2007-10 | Geneva College | | Quarterback |
| 2011-12 | Seton Hill University | | Defensive GA (DBs) |
| 2013 | Geneva College | | Quarterbacks |
| 2014-16 | Northwestern | | Offensive Quality Control ('14) Defensive GA (DBs) ('15-16) |
| 2017 | Lafayette College | | Quarterbacks |
| 2018-23 | Kansas City Chiefs | | Offensive QC ('18-20) Pass Game Analyst/Asst. QBs ('21-22) Quarterbacks ('23) |



David Girardi enters his sixth season with the Chiefs and inaugural season as the Chiefs quarterbacks coach in 2023. Girardi has worked with the offense since QB Patrick Mahomes' first season as a starter (2018). Prior to his promotion he spent two seasons as the pass game analyst/assistant quarterbacks coach (2021-22) and three seasons as the offensive quality control coach (2018-20).

In 2022, Girardi assisted the quarterbacks room with a focus on the pass game. He worked closely with Super Bowl MVP QB Mahomes en route to his second Super Bowl victory and another prolific season. The Chiefs offense led the league in yards per play (6.43), yards per game (413.6), points per game (29.2) and net passing yards per game (297.8). Mahomes led the league in many pass-game categories: passing yards (5,250), passing touchdowns (41), passing TD percentage (6.3%), passing first downs (272) and pass plays of 25+ yards (49) on his way to earning his second NFL MVP recognition. The sixth-year QB became one of four quarterbacks in NFL history (Tom Brady, Drew Brees and Peyton Manning) to have at least four seasons of 35 or more touchdown passes and more than 4,500 passing yards. He

found 11 different receivers throughout the regular season, the second most in the league. Mahomes added his second league MVP ('18, '22) and Super Bowl MVP ('19, '22) honors to his resume along with the Derrick Thomas award, as well as AFC Offensive Player of the Year (101 Awards) and his fifth Pro Bowl selection.

In 2021, Girardi helped the Chiefs offense win their seventh-straight division title and fifth-straight AFC Championship game appearance. He worked closely with the quarterbacks as Mahomes posted 4,839 yards and 37 touchdowns this season, completing 66.3 percent of his passes en route to his fourth Pro Bowl nomination.

In 2020, Girardi worked with a Chiefs offense that finished first in total net yards per game (415.8) and passing yards per game (303.4). He primarily worked with the wide receivers which featured first-team AP All-Pro and Pro Bowl WR Tyreek Hill. Hill finished the season tied for the most receiving touchdowns in a single season (15) in franchise history, adding two more on the ground.

In 2019, he primarily assisted the quarterbacks room helping the Chiefs offense finish in the top 10 in total yards per game (379.2), pass yards per game (281.1), yards per play (6.22) and total points scored (28.2). This offensive performance earned the Chiefs a Super Bowl LIV title.

Girardi joined the Chiefs as an offensive quality control coach in 2018. He worked closely with the quarterbacks and helped guide the Chiefs to their first ever home AFC Championship game. The Chiefs offense was number one in the NFL in points per game (35.3), yards per game (425.6) and yards per play (6.84) in 2018.

Prior to coming to Kansas City, Girardi spent the 2017 season as the quarterbacks coach at Lafayette College. During his time he coached a true freshman who went on to start 11 games and break the school record for completions.

Prior to Lafayette, he was a defensive graduate assistant at Northwestern University during the 2015-16 seasons, where he helped coach the secondary and ran the offensive scout team. He served as an offensive quality control coach during his initial season at Northwestern in 2014, assisting the offensive coordinator and quarterbacks coach.

During the 2013 season, Girardi served as an assistant football coach at Geneva College where he coached the quarterbacks. The Golden Tornadoes broke numerous single-game and single-season school passing records during his time in charge of the passing game. Before Geneva College, he spent two seasons (2011-12) at Seton Hill University as a graduate assistant, focusing on the defensive secondary.



Girardi played quarterback at Geneva College from 2007 to 2010 and was named an NCCAA All-American twice. He led his team to a Victory Bowl win in 2009 and was named captain twice (2009, 2010).

Education: Geneva College (B.S. 2011), Seton Hill (M.B.A. 2013), Northwestern (M.S.A. 2016). **Born:** New Kensington, Pa. **Family:** Wife - Kristen; Son - Joseph.

ANDY HECK
OFFENSIVE LINE

32ND YEAR IN THE NFL | 11TH YEAR WITH THE CHIEFS

HECK'S FOOTBALL CAREER

| | |
|--------------------------------|----------------------------------------------------------------------------------------|
| 1985-88 Notre Dame | Tight End/Tackle |
| 1989-93 Seattle Seahawks | Tackle |
| 1994-98 Chicago Bears | Tackle |
| 1999-00 Washington | Tackle |
| 2001-03 University of Virginia | Grad. Asst. ('01-02) Tight Ends ('03) |
| 2004-12 Jacksonville Jaguars | Off. Asst./Asst. OL ('04) Assistant Offensive Line ('05) Offensive Line ('06-12) |
| 2013-23 Kansas City Chiefs | Offensive Line |



Andy Heck enters his 32nd year in the NFL in 2023, including a 12-year career as an offensive lineman. He begins his 20th season as an NFL coach and 11th leading the offensive line in Kansas City.

The 2022 season was a standout for Heck's line that culminated in the Chiefs third Super Bowl title. Behind Heck's front, the offense found rhythm leading the league in passing yards (5,250), yards per play (6.43), yards per game (413.6) and points per game (29.2). With Heck's assistance, the Chiefs offense was second in both third down percentage (48.7%) and red zone touchdown percentage (69.4%). Familiar faces returned in 2022 with C Creed Humphrey and G Trey Smith both back for their second seasons and T Orlando Brown and G Joe Thuney also returned to the squad. The chemistry was evident, as they allowed just 26.0 sacks through the regular season, the third fewest in the NFL, and allowed just 3.0 in the postseason. Heck's offensive front recorded six games with no sacks allowed, including Super Bowl LVII against an Eagles defense that led the league in sacks during the regular season. With help in the

trenches, rookie RB Isiah Pacheco totaled the fifth most rushing yards in a Chiefs rookie campaign with 830 yards and five touchdowns. Humphrey, Brown and Thuney were all named to the 2022 Pro Bowl. Humphrey and Thuney were both selected to the AP All-Pro (second-team).

In 2021, Heck had an offensive line full of new faces, including Brown, Thuney, G Kyle Long and C Austin Blythe, in addition to draft picks Humphrey and Smith. Rookies Humphrey and Smith started all 17 regular season games in 2021, becoming the 17th and 18th players in franchise history to start all regular season games in their rookie season. Humphrey and Smith are the third pair of teammates to both start all regular season games in their rookie campaign. The group ranked tied for third in the NFL allowing just 28.0 sacks all season. Following the season, Brown earned his third Pro Bowl selection.

In 2020, Heck led an offensive line that was marred by injuries, seeing 12 different starters at various positions along the line throughout the season while still ranking fifth in sacks allowed with 24.0. Chiefs T Eric Fisher was selected to his second-career Pro Bowl (2018), while enjoying one of the top seasons of his career. He was even able to get into the end zone, scoring on a two-yard pass from QB Patrick Mahomes, joining Mark Adickes and Joe Valerio as the only offensive linemen to catch touchdown passes in team history.

In 2019, Heck led an offensive line unit that finished third in the NFL in sacks allowed with 25.0 in the regular season. T Mitchell Schwartz started every game at RT, extending his streak of the most straight starts for an offensive tackle to 128. Schwartz was named second-team All-Pro at right tackle.

The 2018 season featured Heck's offensive line protecting NFL MVP QB Mahomes who threw for 5,097 yards and 50 touchdowns, which is only the second time in NFL history threw for 4,000+ yards and 25+ passing touchdowns. On the way to an AFC Championship berth, the offensive line only gave up 34.0 sacks (regular and post season), which ranked tied for sixth in the league. First-year OL Andrew Wylie was awarded the Mack Lee Hill Award, which is annually presented to the Chiefs' top rookie or first-year player in remembrance of the late Mack Lee Hill.

During the 2017 season, Heck coached seven different starting offensive linemen with six different combinations, paving the way for the running backs group to record a combined 1,903 yards. With Heck's leadership, rookie RB Kareem Hunt led the league with 1,327 rushing yards. QB Alex Smith threw for a career-high 4,042 and both Smith and Hunt made the Pro Bowl in 2017.

In 2016, the offensive line proved its versatility once again as eight different linemen filled a starting role throughout the

season. Behind a Heck-coached offensive line, RB Spencer Ware had 921 rushing yards and three rushing touchdowns while RB Charcandrick West rushed for 293 yards and one touchdown.

In 2015, nine different offensive line combinations including eight different offensive linemen made up the starting lineup. Rookie Mitch Morse started all but one game at center, and Fisher solidified the left tackle spot during the club's 11-game winning streak.

During the 2014 season, the line helped RBs Jamaal Charles and Knile Davis carry the scoring load for the Chiefs. The two scored 22 of the Chiefs 40 total touchdowns, which ranked first among a pair of teammates across the NFL. Charles' 1,033 rushing yards in 2014 was his third consecutive year over 1,000 yards and second consecutive behind Heck's line.

In 2013, Heck led Kansas City's offensive line to help Charles reach 1,287 rushing yards, enough for third-most in the NFL. T Branden Albert made his first appearance in the Pro Bowl under Heck's guidance.

Prior to joining the Chiefs staff, Heck served nine years on the Jacksonville Jaguars coaching staff as the assistant offensive line coach (2005) and offensive assistant/assistant offensive line coach (2004) before being promoted to offensive line coach (2006-12).

In 2011, Jacksonville's offensive line paved the way for RB Maurice Jones-Drew to rush for 1,606 yards to earn the NFL rushing title. In 2010, the Jaguars boasted the third-ranked rushing offense in the NFL, averaging 149.7 yards per game, including a 4.7 yards per carry average to rank fifth in the league.

In 2006 and 2007, the offensive line led the offense to the two highest single-season rushing totals in franchise history to date

and two of the three lowest sack totals. The Jaguars set the single-season franchise record for rushing yards (2,541) in 2006 and allowed only 30.0 sacks, the second-fewest in team history.

Prior to Jacksonville, Heck served three seasons on the University of Virginia coaching staff, the first two seasons as a graduate assistant and the final year as tight ends coach. He tutored All-American tight end Heath Miller, who set numerous Atlantic Coast Conference tight end records for receiving and scoring. Miller was a first-round pick of the Pittsburgh Steelers in 2005.

Heck played in the NFL for 12 seasons (1989-2000) as an offensive lineman. He finished his playing career with Washington, where he played for two seasons (1999-00). As the starting left tackle in 1999, he blocked for an offense that ranked second in the NFL. From 1994 to 1998, Heck was a five-year starter for the Chicago Bears. In 1995, he gave up no sacks as part of an offensive line that yielded the fewest sacks in the NFL (15.0). Heck was drafted in the first round (15th overall) by the Seattle Seahawks, where he was a unanimous All-Rookie selection in 1989. A starter for all five years with the Seahawks, he played three seasons without missing a snap.

A 1989 graduate of Notre Dame, Heck was a first-team All-American and a tri-captain of the 1988 national championship team that finished 12-0. He was a tight end for his first three seasons at Notre Dame before moving to tackle in spring drills in his senior season. Heck's son, Charlie, is a tackle in the NFL drafted in the fourth round (126th overall) in the 2020 NFL Draft.

Education: Notre Dame (B.A. 1989). **Born:** Fargo, N.D. **Family:** Wife - Jennifer; Children - Jonathan, Charlie, Molly and Evelyn.



ANDY HILL

ASSISTANT SPECIAL TEAMS

4TH YEAR IN THE NFL

4TH YEAR WITH THE CHIEFS



HILL'S FOOTBALL CAREER

| | |
|----------------------------|---------------------------------------------------------------------------------------------------------------------------------------------------------------------------------------------------------------------|
| 1980-84 Missouri | Wide Receiver |
| 1992 SMU | Volunteer GA |
| 1992-95 Hutchinson C.C. | Off. Coord. ('92-'93) Head Coach ('94-'95) |
| 1996-19 Missouri | Wide Receivers ('96-'99) Co. Off. Coord./Wide Receivers ('99-00) Wide Receivers ('01-08) Receivers ('09-12) Assoc. HC/QBs ('13-15) Assoc. HC/WRs ('16-17) Assoc. HC/Special Teams Coord. ('18-19) |
| 2020-23 Kansas City Chiefs | Asst. Special Teams |



Andy Hill enters his fourth season as the assistant special teams coach with the Chiefs in 2023. Prior to his arrival in Kansas City he had a successful collegiate coaching career spanning 30 years.

With Hill's assistance, the 2022 special teams unit was able to rally from a Week 1 injury to K Harrison Butker. After missing four games due to his ankle injury, Butker converted a 62-yard FG (Week 6 vs. Buffalo), which was the longest in Chiefs history and went on to make 17 of 23 regular season field goals. Butker capped off his season with a 45-yard field goal with three seconds left in the AFC Championship Game and a game sealing field goal in Super Bowl LVII. Third-year P Tommy Townsend also had a career year ranking first in the league for net punting average (45.58) and second for punting average (50.42), both of which were Chiefs single-season records. In Week 2 vs. the Chargers and Week 14 at Denver, Townsend recorded two of the top five longest punts in franchise history of 74- and 76-yards, respectively. He was named to the AP All-Pro team (first-team),

his first Pro Bowl and was a 2022 playoff captain by vote of his teammates. Early in the season, the return game saw some adversity and rookie RB Isiah Pacheco was mentored to fill the kick return role, averaging 20.6 yards per return. WR Kadarius Toney arrived late in the season via trade with the Giants and became the primary punt returner. Toney went on to set a Super Bowl record with his fourth quarter, 65-yard punt return in the Chiefs victory over the Eagles.

In 2021, the special teams unit ranked first in punt return yards allowed per return (4.9) and fifth in average kickoff yards allowed (19.4). Townsend won AFC Special Teams Player of the Week (Week 9) and AFC Special Teams Player of the Month for November. In the Week 9 game versus Green Bay, Townsend landed five of six punts inside the 20 for an average of 56.8 yards. During the Week 11 game at Las Vegas, Townsend completed a pass for 16 yards to WR Marcus Kemp in the fourth quarter on a punt fake.

In his first NFL season, Hill assisted with a special teams unit that finished fourth in the NFL in kick return average (25.8). He also mentored rookie Townsend who finished the year with 20 punts inside the 20.

Prior to the NFL, he previously spent 24 seasons (1996-2019) at the University of Missouri, making him the second longest tenured assistant coach in MU football history. In 2018, Hill became Mizzou's first-ever special teams coordinator, after 19 seasons working with the receivers and three seasons with the quarterbacks.

During his final season at Mizzou, Hill mentored senior WR/PR Richaud Floyd who finished fourth in the country in punt return yards logging 15 punt returns for 206 yards with a 13.7 yard average.

Mizzou's 2018 Liberty Bowl appearance marked the 17th bowl game he has been part of as a player or coach with the Tigers - meaning Hill has had a hand in more than half of MU's 33-game bowl game history. In his first season as special teams coordinator in 2018, his unit produced three blocked kicks on the season, which ranked as 19th-best in the nation, and third-best in the Southeastern Conference. The punt team's net punting average of 39.43 yards per kick ranked 27th in the NCAA in 2018, and senior P Corey Fatony ranked 16th nationally in the individual punting stats with his 44.4 average per attempt. During his time with the receivers he coached seven out of Mizzou's eight 1,000-yard receiving seasons in school history. He spent 2013-15 coaching Mizzou's quarterbacks, including mentoring NFL QB Drew Lock as a freshman starter in 2015.

Prior to his tenure at Missouri, Hill was the head football coach



at Hutchinson (Kan.) Community College (1994-95). Hutchinson went 18-6 under Hill, including a 10-2 record in 1995 when it won its first conference title since 1969 and ranked ninth in the final NJCAA national poll. He was named the conference Coach of the Year. Hill was the offensive coordinator at Hutchinson in 1992 and 1993 after serving as a graduate assistant at SMU in the spring of 1992.

Hill is a Mizzou grad who walked on the Tiger football team in 1980 and eventually earned a scholarship as a wide receiver. He

lettered in 1980, '81, '83 and '84 and played on Missouri teams that earned trips to the Liberty, Tangerine and Holiday Bowls. In his career, Hill caught 51 passes for 946 yards and scored seven touchdowns. As a senior, he caught 25 passes for 445 yards and three scores. Following his playing days at Missouri, he spent time in the training camps of the Kansas City Chiefs and Calgary Stampeders in 1985 and '86.

Education: Missouri (B.A. 1985). **Born:** Trenton, Mo. **Family:** Wife - Sarah; Children - Patricia Ryan and Andrew.



COREY MATTHAEI

ASSISTANT OFFENSIVE LINE

16TH YEAR IN
THE NFL

11TH YEAR WITH
THE CHIEFS



MATTHAEI'S FOOTBALL CAREER

| | | |
|---------|-----------------------|---------------------------------------------------------------------------------------|
| 2003-06 | Willamette University | Offensive Lineman |
| 2007 | Willamette University | Offensive Assistant |
| 2008-12 | Philadelphia Eagles | Coaching Asst. ('08-09) Assistant to the Head Coach ('09-12) |
| 2013-23 | Kansas City Chiefs | Offensive QC ('13-14) Asst. Quarterbacks ('15-17) Asst. Offensive Line ('18-23) |



Corey Matthaei enters his 11th season with the Chiefs and sixth as the team's assistant offensive line coach in 2023.

Matthaei worked closely with the Chiefs offensive line that helped the Chiefs offense lead the league in passing yards (5,250), yards per play (6.43), yards per game (413.6) and points per game (29.2). With a line highlighted by second-year linemen C Creed Humphrey and G Trey Smith and returners T Orlando Brown and G Joe Thuney, the 2022 offensive front allowed just 26.0 sacks through the regular season (third in NFL), recorded six games with no sacks and despite the Eagles leading the league in sacks in 2022, the Chiefs front allowed no sacks during the Super Bowl LVII win. With Matthaei's guidance, the offensive line helped rookie RB Isiah Pacheco total the fifth-most rushing yards in a Chiefs rookie campaign with 830 yards and five touchdowns. Three offensive linemen (Humphrey, Brown and Thuney) were named to the 2022 Pro Bowl. Matthaei coordinated the Chiefs screen game and was responsible for preparing the opponent blitz package, and also worked closely with offensive line coach Andy Heck to formulate the short-yardage and goal line run game.

For the 2021 season, Matthaei helped a group of veterans and rookies merge into an offensive line that only allowed 28.0 sacks on QB Patrick Mahomes, which was tied at third for the season. Prior to the season, Brown joined the club via trade with the Ravens, and following the season, he earned his third Pro Bowl nomination. Rookie offensive linemen Humphrey and Smith started all 17 regular season games in 2021, becoming the 17th and 18th players in franchise history to start all regular season games in their rookie season.

In 2020, Matthaei helped lead an offensive line that was marred by injuries, seeing 12 different starters at various positions along the line throughout the season while still ranking fifth in sacks allowed with 24.0.

In 2019, Matthaei assisted an offensive line unit that finished third in the NFL in sacks allowed with 25.0 in the regular season on their way to defeating the San Francisco 49ers in Super Bowl LIV.

In his first year as the assistant offensive line coach, he helped lead a group that blocked for NFL MVP QB Mahomes. The offensive line only allowed 26.0 sacks in the regular season and paved the way for 1,855 yards rushing as a team.

Prior to the 2018 season, Matthaei served as the team's assistant quarterbacks coach from 2015 to 2017. In addition to tutoring the quarterbacks, Matthaei assisted Offensive Line Coach Andy Heck. Before being promoted in 2015, Matthaei was an offensive quality control coach for two seasons with the team (2013-14). In the five seasons Matthaei worked alongside QB Alex Smith (2013-17), Smith recorded five consecutive seasons passing for 3,000 yards and became the franchise's all-time leading rusher among QBs after the 2017 season (1,672 yards). In 2013, Matthaei assisted an offensive staff that propelled the Chiefs to the single best season turnaround in franchise history, winning 11 games after a 2-14 season.

Prior to his move to Kansas City, Matthaei served three seasons under Chiefs Head Coach Andy Reid with the Philadelphia Eagles as the assistant to the head coach from 2009-12 after completing two seasons with the Eagles as a coaching assistant (2008-09). He spent 2006-07 as Philadelphia's football operations intern for training camp.

Before embarking on his NFL career, Matthaei played on the offensive line at Willamette University in Salem, Ore., (2003-06). Upon graduating, he spent one season as the offensive assistant at his alma mater.

Education: Willamette University (B.A. 2007). **Born:** Fircrest, Wash. **Family:** Wife - Cari; Children - Taylor, Brayden and Kacey.





TOM MELVIN

TIGHT ENDS

25TH YEAR IN THE NFL

11TH YEAR WITH THE CHIEFS



01 02 03 04 05 06 10 04 19 20 22
18 17 16 19 20 21 22



MELVIN'S FOOTBALL CAREER

| | |
|-----------------------------|-----------------------------------------------|
| 1982-83 San Francisco State | Offensive Lineman |
| 1984-85 San Francisco State | Graduate Assistant |
| 1986-87 Northern Arizona | RB/OL/TE |
| 1988-90 UC Santa Barbara | Off. Coord./OL |
| 1991-98 Occidental | Off. Coord./OL |
| 1999-12 Philadelphia Eagles | Off. Asst./QC ('99-01) Tight Ends ('02-12) |
| 2013-23 Kansas City Chiefs | Tight Ends |



Tom Melvin enters his 11th season as Kansas City's tight ends coach and his 25th season as an NFL coach in 2023.

Melvin joined the Chiefs in 2013 - the same year Chiefs TE Travis Kelce was drafted in the third round (63rd overall) - making him Kelce's position coach for the entirety of his 10-year career. Entering 2023, Kelce holds a streak of 143 games with a reception, the longest in franchise history and second-longest active streak in the National Football League. His 69 receiving touchdowns tie him for second in team annals. Under Melvin's tutelage, Kelce recorded the most receptions by an NFL tight end with 814. Kelce has recorded seven-straight seasons of 1,000 receiving yards and was the fastest tight end in NFL history to reach 6,000; 7,000; 8,000; 9,000; and 10,000 receiving yard plateaus. Since QB Patrick Mahomes took over at QB, the two have had an obvious chemistry that has paid off on the field, connecting 46 times for touchdowns which ties PFHOF QB Len Dawson and former WR Otis Taylor for most QB-pass catcher connections in franchise history. Kelce's been a vital player in the Chiefs seven straight AFC West Titles and five consecutively hosted AFC Championship Games recording 16-career postseason receiving touchdowns, 133 receptions and 1,548 receiving yards

for the most in franchise history. His 16 postseason touchdowns are a league best for tight ends. Since 2015, Kelce has not missed a Pro Bowl nomination and since 2016 has made the All Pro Team every year (first-team: '16, '18, '20, '22; second-team: '17, '19, '21). Kelce has been voted by his teammates to be an offensive postseason captain every year since 2017, helping to lead the team to two Super Bowl victories in four years (LIV, LVII).

The 2022 season proved to be another record setting year for Kelce and included the return of TE Jody Fortson after his season-ending Achilles injury in 2021. Melvin also continued to develop TEs Noah Gray and Blake Bell. After Kelce recorded 92 yards against Tampa Bay (10/2/2022) he passed former NFL TE Rob Gronkowski for fifth-most receiving yards in league history (tight ends) with 9,328. Following the season, Kelce's 10,344 career receiving yards trails only TE Tony Gonzalez for the most receiving yards in team history and fourth-most by a TE in league history. Back for his second year, Gray recorded 28 receptions for 299 yards and one touchdown. Fortson saw action in 13 games and racked up nine receptions for 108 yards and two touchdowns.

In 2021, Melvin coached Kelce to another 1,000-yard season as he recorded 1,125 receiving yards and nine touchdowns en route to his seventh Pro Bowl nomination. With 9,006 career receiving yards, he became just the sixth tight end in NFL history to reach 9,000 career receiving yards and is the quickest tight end to do so.

In 2020, Melvin's coaching helped Kelce set two NFL records in Week 15. Kelce became the first tight end in NFL history with multiple seasons of 100+ receptions in his career (2018 and 2020), while his 1,416 receiving yards were the most-ever by a tight end in NFL history, passing 49ers TE George Kittle's previous record of 1,377 yards set in 2018. His 105 receptions in 2020 set a franchise record and marked the fourth-most single season receptions by a tight end in NFL history.

In 2019, Melvin helped Kelce become the first tight end in NFL history to record back-to-back 1,200+ yard receiving seasons. In the Week 16 game against the Chicago Bears in 2019, Kelce finished the game with 504-career receptions becoming the fastest tight end in NFL history to record 500-career receptions, doing so in just 95 games played.

Under Melvin's tutelage in 2018, Kelce was a key component to Mahomes' breakout season as Mahomes took the starting quarterback role. Mahomes threw for 5,097 yards and 50 touchdowns, earning Mahomes NFL MVP.

Due to injury, Kelce only played in one game in his rookie season (2013) but since his return in 2014 he has been the team's leading receiver each season except 2015 (second to



Jeremy Maclin) and 2021 (second to Tyreek Hill).

Melvin has developed well-rounded tight ends including TE Demetrius Harris. Harris entered the league in 2013 as an undrafted free agent, spending the season on the club's practice squad after playing college basketball at UW-Milwaukee. In 2017, he recorded 18 catches for 224 yards and one touchdown.

Prior to joining the Chiefs in 2013, Melvin spent 14 seasons on the offensive coaching staff in Philadelphia, including the last 11 years of his tenure as the Eagles tight ends coach. During his time overseeing the tight ends, Melvin played a key role in the development of Brent Celek, who caught 280 passes for 3,472 yards and 20 touchdowns in his six-year career playing for Melvin and the Eagles. He had 684 receiving yards in 2012 after registering 811 yards in 2011 with six touchdowns in those two seasons. Celek turned in one of the finest seasons ever by an Eagles tight end in 2009 with 76 receptions for 971 yards and eight touchdowns. Prior to being elevated to tight ends coach, Melvin was the club's offensive assistant/quality control coach from 1999-01.

Melvin joined the Eagles after an eight-year stint at Occidental College, where he served as the school's offensive coordinator and offensive line coach. In 1993, he led the Tigers to a then-school record 326 points and 2,526 rushing yards on the way to an 8-1 record.

Prior to his time at Occidental, he served as the offensive coordinator/offensive line coach at the University of California—Santa Barbara. At UCSB, Melvin directed the nation's fifth-ranked offense in 1989 while coaching five All-America selections.

From 1982-83, Melvin played on the offensive line at San Francisco State University. During the 1983 season, his position coach at San Francisco State was current Chiefs Head Coach Andy Reid.

Following his playing career at SFSU, Melvin began his coaching career as a graduate assistant at his alma mater, serving on the same staff with Reid. He then moved on to Northern Arizona, where he mentored TE Shawn Collins, a first-round draft pick of Atlanta in the 1989 NFL Draft.

Melvin attended Cubberley High School in Palo Alto, Calif. Today, he holds a bachelor's degree in physical education from San Francisco State and a master's degree in educational administration from Northern Arizona.

Melvin's cousin, Bob Melvin, is a former major league catcher and current manager of the San Diego Padres.

Education: San Francisco State University (B.A. 1984, M.E. 1987). **Born:** Redwood City, Calif. **Family:** Wife - Kathy; Children - Justin, Joshua, J.T., Heather; Grandchildren - Haylee, Noa and Travis.



DAVE MERRITT

DEFENSIVE BACKS

27TH YEAR IN THE NFL

5TH YEAR WITH THE CHIEFS



MERRITT'S FOOTBALL CAREER

| | | |
|-----------|---------------------------|--------------------------------------------------------------------------------|
| 1989-92 | NC State | Linebacker |
| 1993 | Miami Dolphins | Linebacker |
| 1993-96 | Phoenix/Arizona Cardinals | Linebacker |
| 1997 | Rhein Fire (NFL Europe) | Linebacker |
| 1997 | UT-Chattanooga | Outside Linebackers |
| 1998-2000 | VMI | Def. Ends/Outside LBs ('98) Defensive Line ('99-00) |
| 2001-03 | New York Jets | Def. Assistant/Linebackers |
| 2004-17 | New York Giants | Def. Assistant/QC ('04) Def. Assistant ('05) Secondary/Safeties ('06-17) |
| 2018 | Arizona Cardinals | Defensive Backs |
| 2019-23 | Kansas City Chiefs | Defensive Backs |



Dave Merritt enters his fifth season as the defensive backs coach with the Kansas City Chiefs in 2023 and his 27th season in the NFL, including a four-year playing career as a linebacker.

With five defensive back rookies in 2022, no other playoff team had more rookie defensive backs. Under Merritt's tutelage, rookie CBs Jaylen Watson and Joshua Williams both snagged a regular and postseason interception. CB L'Jarius Sneed and S Juan Thornhill led the team with three interceptions a piece, contributing to the defense's 10 interceptions in the final 10 games. Back for his third year, Sneed showed his versatility as a blitzer and recorded a career-high 3.5 sacks en route to the team's Super Bowl LVII victory. Another rookie standout was 2022 first-round draft pick (21st overall) CB Trent McDuffie who battled back from a hamstring injury in Week 1. McDuffie returned after six games, starting the remaining 13 games of the season, and recorded 44 tackles (28 solo), 1.0 sack (-12 yards), and seven passes defended. The Chiefs acquired S Justin Reid via free

agency in 2022. Reid racked up 81 tackles (59 solo), 1.0 sack and seven passes defended. Rookie CB Jaylen Watson made a name for himself after a momentum-shifting interception during the Week 2 victory over the Chargers. His 99-yard pick-six was the longest go-ahead fourth-quarter touchdown scored by a rookie in NFL history. Through the season, Merritt developed rookie S Bryan Cook who ended up playing 16 games and totaled 27 tackles (19 solo), 1.0 sack, and two passes defended. In the AFC Championship Game his progress showed as he broke up a pass which led to an interception by fellow rookie CB Joshua Williams. The defensive backs helped to allow just 18 opponent plays of 20+ yards, which was the second fewest in the league.

In 2021, Merritt coached S Tyrann Mathieu to his third Pro Bowl. Mathieu led the team in interceptions with three, including a pick-six. S Dan Sorensen followed up close behind with two interceptions and a pick-six.

In 2020, Merritt coached S Tyrann Mathieu to his second-consecutive first team AP All-Pro nomination and third of his career, first at the safety position. Mathieu led all NFL safeties with six interceptions in the regular season, adding one in the postseason. Merritt also mentored rookie CB L'Jarius Sneed who showed a lot of potential in the nine games he saw action (six starts), snagging three interceptions, 2.0 sacks (-19.0 yards) and seven passes defended.

In 2019, Merritt helped coach Mathieu to two AP All-Pro Team nominations, first team as a defensive back and second team as a safety. He was also voted by his teammates as the team's most valuable player with the Derrick Thomas award after ranking third in the NFL in passes defended amongst safeties with 12. He paired that with 75 tackles (63 solo), four interceptions, and 2.0 sacks en route to the Chiefs Super Bowl LIV victory.

Merritt joined Kansas City after spending the 2018 season with the defensive backs at the Arizona Cardinals, where he coached CB Patrick Peterson to his eighth career Pro Bowl. Merritt also coached S Budda Baker to a career high 104 tackles, six passes defended and seven tackles for loss. Before the Cardinals, he spent 14 seasons with the New York Giants with stints as a defensive assistant (2004-2005) and secondary/safeties coach (2006-2017). Merritt worked there with the Chiefs current Defensive Coordinator Steve Spagnuolo, where they led a defense that helped win Super Bowl XLII. He also went on to win Super Bowl XLVI, both teams under Head Coach Tom Coughlin.

With the Giants, he coached multiple Pro Bowlers: All-Pro S Antrel Rolle, S Landon Collins, CB Dominique Rodgers-Cromartie, and CB Janoris Jenkins; Collins and Rolle both leading tacklers. During his tenure with the secondary/safeties, the Giants backfield recorded 198 interceptions, which was tied for sixth in

the NFL during that time frame.


His coaching career in the NFL began as defensive assistant/linebacker coach for three seasons with the New York Jets (2001-2003) under Head Coach Herm Edwards and Defensive Coordinator Ted Cottrell. Prior to the Jets, he had two stops at the collegiate level, outside linebacker coach at Tennessee-Chattanooga (1997) and the same position along with defensive ends and defensive line at Virginia Military Institute (1998-2000).

While earning his Political Science degree, Merritt was a linebacker for the North Carolina State Wolfpack (1989-1992) and was named first team All-ACC (1992) after leading the conference

in tackles. He was then drafted by the Miami Dolphins in the seventh round (1993), and also played three seasons for the Arizona Cardinals. In his last season before transitioning to coaching, he played for NFL Europe's Dusseldorf Rheinfire, who competed in the World Bowl Championship that year (1997).

A standout player from Millbrook High School in Raleigh, North Carolina, he was inducted to the school's first Hall of Fame class (2012).

Education: North Carolina State (1994). **Born:** Raleigh, N.C. **Family:** Wife - Yolonda; Sons - David Jr., Devin, Dawson and Daughters - Drayah and Kiki.



PINKSTON'S FOOTBALL CAREER

| | |
|---------------------------------|-------------------------|
| 1995-99 Southern Mississippi | Wide Receiver |
| 2000-06 Philadelphia Eagles | Wide Receiver |
| 2006-07 Vikings/Commanders | Wide Receiver |
| 2009 Philadelphia Eagles | Training Camp Intern |
| 2010 Minnesota Vikings | Training Camp Assistant |
| 2009-16 Petal High School | Wide Receivers |
| 2017-19 Austin Peay | Wide Receivers |
| 2019-22 Stockbridge High School | Associate HC/STC/WRs |
| 2023 Kansas City Chiefs | Running Backs |

Todd Pinkston joins Kansas City for his first season with the Chiefs as running backs coach in 2023. Pinkston's nine years in the NFL includes a seven-year playing career with the Philadelphia Eagles.

Pinkston arrives in Kansas City after spending time at Stockbridge High School as associate head coach, special teams coach and wide receivers coach (2019-22). He also had stints as the wide receivers coach at Austin Peay (2017-19) and Petal High School (2009-16). Under Pinkston's tutelage at Austin Peay WR Kyran Moore had a standout senior season, leading the team in catches (29) and yards (529), and tied for the team lead in receiving touchdowns with three. With Pinkston's direction, WR DJ Montgomery also emerged, catching 19 passes for 228 yards and three scores.

Following his playing career in the National Football League (2000-06, Eagles; 2006-07, Vikings/Commanders), Pinkston began his coaching career as a training camp assistant, working primarily with the Eagles wide receivers in 2009 under his former coach, Andy Reid. In 2010 he took a role as a training camp assistant for the Vikings where he also worked with the receivers.

Pinkston spent seven of his eight years playing professionally in Philadelphia under Reid as a second-round draft pick out of Southern Mississippi. Pinkston became a primary target during the Donovan McNabb era in Philadelphia, catching 184 passes for

2,816 yards and 14 touchdowns from 2000-04. Pinkston led the Eagles for the second year in a row in receiving yards (575) in 2003. In 2004 Pinkston hauled in 676 receiving yards on a career-best 18.8 yards per catch. In 2002, Pinkston set career highs in receptions (60), yards (798) and touchdowns (seven). As a rookie in 2000, Pinkston registered 10 catches for 181 yards before breaking out in his second season with 42 catches, 586 yards and four touchdowns through his 15 games. During his time in Philadelphia, Pinkston appeared in the playoffs five times, reaching the NFC Championship Game four times and reaching the 2004 Super Bowl (XXXIX) in Jacksonville, Florida, after defeating Atlanta in the 2004 NFL Conference Championship. Pinkston had four catches for 82 yards in Super Bowl XXXIX against the Patriots, but the Eagles fell 24-21 to New England.

After an injury cost him all of the 2005 season, Pinkston went to training camp with Philadelphia, Minnesota and Washington over the next two seasons.

Pinkston received his bachelor's degree in coaching and sports administration from Southern Mississippi in 1999. A second-team All-Conference USA choice in 1999, Pinkston was elected to the M-Club Hall of Fame in 2011 and at the time was second in Golden Eagle history in receiving yards (2,366) and third in both receptions (149) and touchdown receptions (22).

In addition to coaching at Stockbridge High School, Pinkston served as a co-teacher for the special education department teaching primarily science and math. Pinkston remains an active member of the Phi Beta Sigma Fraternity, which he became a member of while at Southern Mississippi. Since 2013, Pinkston has also spent time as a USA Heads Up Youth Football Ambassador for the State of Mississippi.

Education: Southern Mississippi (B.S. 1999) **Born:** Forest, Miss. **Family:** Wife - Tamara Children: Aaden, Bryce, Chase, Jonathan, Lauren.



SPENCER REID

ASSISTANT STRENGTH & CONDITIONING

3RD YEAR IN THE NFL

3RD YEAR WITH THE CHIEFS



REID'S FOOTBALL CAREER

| | | | |
|---------|--------------------|-------|--------------------------------------|
| 2017 | University of Utah | | Strength & Conditioning Intern |
| 2018-19 | Kansas City Chiefs | | Strength & Conditioning Intern |
| 2020-21 | Colorado State | ... | Assoc. Strength & Conditioning Coach |
| 2022 | BYU | | Asst./Interim Head Strength & Cond. |
| 2023 | Kansas City Chiefs | | Asst. Strength & Conditioning |

Spencer Reid joins the Chiefs in 2023 for his first season as a strength and conditioning assistant. Reid joins the Chiefs coaching staff after spending the 2022 season at Brigham Young University as an assistant strength and conditioning coach before being promoted to interim head strength and conditioning coach in December. Reid had a previous stint with the Chiefs as a strength and conditioning intern for the 2018 and 2019 seasons.

As interim head strength and conditioning coach at BYU, Reid designed and assigned the weight room responsibilities for the coaching staff as well as oversaw the sprinting and weightlifting sessions and overall program design. Reid worked closely with the rest of the coaching staff including nutritionists and athletic trainers to coordinate the rehabilitation and return of players to the field.

Reid spent the 2020 and 2021 seasons at Colorado State as an associate strength and conditioning coach while also earning his masters in sports management. He helped to plan and conduct the strength and conditioning sessions for all football position groups while also being an active part of the recruiting process, answering all inquiries related to the strength and conditioning

program. During his time at Colorado State, Reid focused on working with student-athletes on acceleration, sprinting and change of direction techniques.

Prior to his time at Colorado State, Reid spent one season at Boston College (2019) as an assistant strength and conditioning coach. In this role, he worked directly with Boston College's dietician to examine the nutritional needs of student-athletes and worked closely with the athletic training staff to design and execute strength programs for injured student-athletes.

Reid started his coaching career as a strength and conditioning intern for the Chiefs during portions of the 2018 season through the 2019 season. Reid gained experience in the field assisting in the planning and execution of workout sessions and preparing the weight room each day after spending the majority of 2017 as a strength and conditioning intern for football and women's tennis at the University of Utah.

Reid's father, Andy Reid, is the head coach of the Chiefs. Reid attended Temple University for undergrad (2011-13) where he was awarded a scholarship to play football after completing a two-year mission for the Church of Jesus Christ of Latter-Day Saints. Upon finishing his mission, Reid transferred to the University of Utah where he earned his kinesiology degree before earning his Master of Sports Management at Colorado State.

Education: University of Utah (B.S. 2017), Colorado State (M. Sports Management 2022) **Born:** Green Bay, Wisc. **Family:** Wife - Maggie; Children - Ford, Garrett and Levi



| REYNOLDS' FOOTBALL CAREER | | |
|---------------------------|---------------|-------------------------------------------------------------------------------------------------------------------|
| 2005 | Iowa | Strength and Conditioning Intern |
| 2006-08 | Arizona State | Sports Performance Grad. Asst. |
| 2008 | Louisville | Asst. Sports Performance Coach |
| 2008-12 | Arizona State | Asst. Sports Perf. ('08-09) Asst. Coach Sports Performance ('09-12) |
| 2012-16 | UCLA | Asst. Strength & Conditioning |
| 2016-23 | KC Chiefs | Asst. S&C/Dir. of Sport Science ('16-22) Head Strength and Conditioning Coach/Director of Sports Science ('23) |



Ryan Reynolds enters his eighth season with the Chiefs and the National Football League, taking over as head strength and conditioning coach in 2023 while keeping his previous post of director of sports science. Reynolds spent his first seven seasons with the club as assistant strength and conditioning/director of sport science.

Reynolds joined the club in 2016 and has assisted a program that prepared the team for seven-straight AFC West titles, an NFL-record of five-consecutively hosted AFC Championship Games, winning three of the five (2019, 2020, 2022), back-to-back Super Bowl appearances (LIV, LV) and two Super Bowl rings (LIV, LVII).

Reynolds spent the summer of 2016 assisting NBA player Derrick Rose prepare for the 2016-17 NBA season, which he played 64 games, by executing a strength and conditioning program designed specifically for Rose. Reynolds served as the assistant strength & conditioning coach for the UCLA Bruins football team for four seasons (2012-16). During this time, he oversaw all of the sports science technology as well as the intern and graduate assistant program.

He also spent time with Arizona State University's football program as an assistant coach focusing on sports performance (2008-12) and as a sports performance graduate assistant for the university's basketball and football teams (2006-08). While at ASU, Reynolds earned a Masters of Education. Between his time as a graduate assistant and an assistant coach at ASU, Reynolds had a brief stint as a sports performance assistant for the University of Louisville's football team (2008) to help establish the strength and conditioning program.

Reynolds started his coaching career as an intern for the University of Iowa while completing his Bachelors. While at Iowa, Reynolds focused on men's basketball, Olympic sports and football strength & conditioning (2001-06).

Reynolds graduated with a Bachelor's in exercise science from the University of Iowa in 2005 and received a Master of Education from Arizona State University in 2007.

Education: University of Iowa (B.S. 2005), Arizona State University (M.Ed. 2007). **Born:** Fulton, Ill.

| WHITTINGHAM'S FOOTBALL CAREER | |
|----------------------------------|-----------------------------------------------------------------|
| 2013-17 University of Utah | Linebacker |
| 2018-23 Kansas City Chiefs | Defensive Assistant ('18) Defensive Quality Control ('19-23) |



Alex Whittingham enters his sixth season with Kansas City in 2023 and fifth season as a defensive quality control coach after serving a single season as defensive assistant in 2018.

In 2022, Whittingham worked closely with the linebacking unit led by new green dot and second-year LB Nick Bolton. Bolton had a historic season totaling 180 tackles (108 solo) which not only led the team but broke the Chiefs single-season tackle record en route to the Chiefs Super Bowl LVII victory. Bolton paired his high caliber tackling with 2.0 sacks, two interceptions, seven quarterback hits and nine tackles for loss. The linebacking unit was also highlighted by LB Willie Gay who posted career highs in tackles (88), sacks (2.5), passes defended (eight), quarterback hits (four) and tackles for loss (nine). Whittingham also assisted with the development of rookie LB Leo Chenal, who took snaps in all 17 games logging 45 tackles (29 solo) and 1.0 sack.

The 2021 season marked Whittingham's second year working closely with the linebacking unit. With his assistance, this unit accounted for 2.5 sacks on the season and a fumble recovery for

a touchdown versus the Broncos in Week 18. The defense's top two tacklers were rookie Bolton who recorded 112 tackles and 11 for loss and fellow LB Anthony Hitchens who totaled 80 tackles with four for loss. Bolton was voted by his teammates as the team's Mack Lee Hill award winner as the best rookie or first year player.

In 2020, Whittingham primarily worked with a linebacking group that accounted for 3.0 sacks and 245 tackles. LBs Hitchens and Damien Wilson were the second and third leading tacklers with 122 and 113 tackles, respectively, and five tackles for loss between them.


Whittingham stepped into a new role as defensive quality control in 2019, working closely with new Chiefs Defensive Coordinator Steve Spagnuolo. He worked with the defensive line including Pro Bowl DT Chris Jones and DE Frank Clark who were ranked first and second on the team in sacks with 17.0 regular season sacks between them. Clark's 5.0 postseason sacks helped lead the Chiefs to a Super Bowl LIV victory over the 49ers.

Following his playing career at Utah, Whittingham jumped directly to the professional coaching ranks in 2018. He joined the Chiefs as a defensive assistant working closely with the outside linebackers including Pro Bowl selection fifth-year LB Dee Ford who was tied-first in the NFL with seven forced fumbles with All-Pro DE J.J. Watt and had a career-high 13.0 sacks. Whittingham worked closely with LB Justin Houston who had 9.0 sacks on the season and five forced fumbles.

The Salt Lake City native was a walk on for the Utes earning four letters (2013-17) appearing in 44 games as a special teams contributor. During the 2017 season, he was responsible for short snaps and spent time on both the kick and punt return team. He was a three-time honorable mention Pac-12 All-Academic selection. While at Utah, Whittingham played under his father, Kyle, who remains the Utes head coach and his uncle, Freddie Whittingham, who still serves as the tight ends coach.

Prior to attending Utah, Whittingham spent two years (2011-13) after high school serving as a missionary for the Church of Jesus Christ of Latter-Day Saints in Auckland, New Zealand.

Education: University of Utah (B.S. 2017). **Hometown:** Salt Lake City. **Family:** Wife - Gabi. Daughter - Eleanor.




19 20 21 22 **AAA** 19 20 22

DAN WILLIAMS

**OFFENSIVE QUALITY CONTROL/
ASST. QUARTERBACKS**

5TH YEAR IN
THE NFL

5TH YEAR WITH
THE CHIEFS



WILLIAMS' FOOTBALL CAREER

| | |
|------------------------------------|-------------------------------------------|
| 2015-18 Stevenson University | Quarterback |
| 2019-23 Kansas City Chiefs | Coaching Intern ('19) |
| | Assistant to the HC ('20-21) |
| | Offensive Assistant ('22) |
| | Offensive Quality Control/Asst. QBs ('23) |



Dan Williams enters his fifth season with the Chiefs and first as the offensive quality control/assistant quarterbacks coach after one season as an offensive assistant in 2022. Williams spent his first two seasons with the Chiefs as the assistant to the head coach (2020-21) and spent the 2019 season as a coaching intern.

Williams worked closely with the quarterbacks in 2022 in his sole season as an offensive assistant. With Williams' assistance, QB Patrick Mahomes and the Chiefs offense produced a historic season en route to their second Super Bowl victory in four years (LIV, LVII). Mahomes and the offense led the league in many categories: passing yards (5,250), passing touchdowns (41),

passing TD percentage (6.3%), passing first downs (272) and pass plays of 25+ yards (49). Mahomes completed 435 of his 638 passes and his 67.1 completion percentage was the highest of his career. The sixth-year quarterback set franchise records for passing yards (5,250) and single-season passing first down (272) in 2022. Mahomes' 2022 performance earned him his second NFL MVP and Super Bowl MVP after the Chiefs took down the Eagles 38-35 in Super Bowl LVII.

In 2019, Williams worked closely with the quarterbacks and tight ends, gaining experience as a coaching intern of Super Bowl LIV Champion Chiefs before moving to his role as assistant to the head coach. During his time as assistant to the head coach, Williams worked directly with Head Coach Andy Reid in organizing the day-to-day operations of the team. His responsibilities included overseeing player and staff communications with the head coach and managing the football calendar, which includes the offseason program, mini-camp and in-season schedules.

The Sicklerville, N.J., native spent four seasons (2015-18) at Stevenson University where he served as the starting quarterback and team captain. Williams left the Mustangs as the school's all-time leader in career completions (277), attempts (449), completion percentage (64%), passing yards (7,139) and passing touchdowns (61).

Williams' father, Ted Williams, spent 20 years on the Philadelphia Eagles coaching staff working with the tight ends (1995-96; 2013-14) and running backs (1997-2012). He also spent two years as a pro scout with the Eagles in 2015-16. Ted Williams spent 14 seasons under Chiefs Head Coach Andy Reid while Reid was the head coach of the Philadelphia Eagles (1999-2012).

Education: Stevenson University (B.S. 2018; M.Comm. 2019). **Hometown:** Sicklerville, N.J. **Family:** Wife - Ashley; Daughter - Kaia.



ROD WILSON

DEFENSIVE ASSISTANT

11TH YEAR IN THE NFL

5TH YEAR WITH THE CHIEFS



WILSON'S FOOTBALL CAREER

| | | |
|---------|----------------------|-----------------------------------------------|
| 2001-04 | South Carolina | Linebacker |
| 2005-08 | Chicago Bears | Linebacker |
| 2009 | Tampa Bay Buccaneers | Linebacker |
| 2010 | Chicago Bears | Linebacker |
| 2013-16 | Charleston Southern | Safeties ('13) Inside Linebackers ('14-16) |
| 2017-19 | Kansas City Chiefs | Assistant Special Teams |
| 2020 | South Carolina | Linebackers |
| 2021 | Coastal Carolina | Inside Linebackers |
| 2022-23 | Kansas City Chiefs | Defensive Assistant |



Rod Wilson enters his fifth season with the Chiefs, returning for his second season as defensive assistant in 2023. Wilson returned to Kansas City after spending the 2021 season coaching inside linebackers at Coastal Carolina following the 2020 season where he coached linebackers at his alma mater, South Carolina. Wilson spent his first three seasons (2017-19) in Kansas City as the assistant special teams coach. His 11 years in the NFL includes a six year playing career.

In 2022, Wilson returned to Kansas City as a defensive assistant working closely with the defensive backs. The defensive backs unit was full of youth with five rookies on the roster, the most of all playoff teams. With Wilson's assistance, two rookies who shined were CBs Jaylen Watson and Joshua Williams who both snagged a regular and postseason interception. Watson made league history during the Week 2 Chiefs win over the Chargers, returning an interception 99-yards for the longest go-ahead fourth-quarter touchdown by a rookie. Third year CB L'Jarius Sneed and S Juan Thornhill led the team with three interceptions a piece en route to Wilson's second Super Bowl ring

(LIV, LVII). Sneed also tacked on a career-high 3.5 sacks while rookie CB Trent McDuffie returned from a hamstring injury sustained in Week 1 to total 44 tackles (28 solo), 1.0 sack and seven passes defended. Rookie S Bryan Cook was also developed through the season with Wilson's assistance. Cook went on to play in 16 games totaling 27 tackles (19 solo), 1.0 sack and two passes defended with a critical pass break up in the AFC Championship Game.

In 2021, Wilson assisted Coastal Carolina to an 11-2 record en route to a 47-41 win over NIU in the Cure Bowl. He mentored a defense that was ranked in the top 25 nationally, tutoring LB Silas Kelly to earn first-team All-Sun Belt and second-team PFF All-Sun Belt honors, as well as ranking third in the conference in tackles. He also tutored LB Teddy Gallagher to earn a Sun Belt Honorable Mention.

At the University of South Carolina in 2020, Wilson oversaw the linebackers, mentoring LB Ernest Jones to lead the team in tackles (86) and a 2020 Phil Steele All-SEC fourth team selection. Jones went on to be selected by the Los Angeles Rams with the 40th pick in the third round of the 2021 NFL Draft. Wilson also coached LB Mohamed Kaba who returned from an ACL injury to total 13 tackles in nine games, earning him a SEC All-Freshman selection.

The 2019 Super Bowl Champion Chiefs special teams ranked in the top 10 in kick returns, kick return coverage and punt return coverage. Rookie WR Mecole Hardman scored on a touchdown on a 104-yard kickoff in the final game of the regular season against the Los Angeles Chargers. Hardman's 104-yard kickoff return touchdown ranked as the third-longest kickoff return in Chiefs history. He was named Second-Team All-Pro as a kick returner and named to his first Pro Bowl as a return specialist. K Harrison Butker set a franchise record for most points by a kicker in a single season with 147 points.

In 2018, the Chiefs special teams ranked third in punt returns, fourth in punt return coverage and eighth in kickoff returns. With Wilson's assistance, Butker had a strong second season, making 24 of 27 kicks and P Dustin Colquitt placed 21 kicks inside the 20 yard line, moving him to third all-time in NFL history (441).

In 2017, Wilson assisted Special Teams Coordinator Dave Toub, helping guide Butker to a decorated rookie season. Butker recorded a franchise record of 23 consecutive FGs, ranking second in franchise history for most FGs made in a single season and tied for first for the most 50-plus yard FGs made in a season with four. During the 2017 season, Wilson also assisted with the return and coverage units helping the Chiefs lead the NFL in kick returns (40) for 1,051 yards. This special teams performance helped earn WR/PR Tyreek Hill his second Pro Bowl selection after he recorded 25 punt returns for 204 yards and a touchdown.

Prior to his first stint with the Chiefs, Wilson spent four seasons (2013-16) at Charleston Southern coaching the safeties (2013), inside linebackers (2014-16) and assisting with special teams, after the conclusion of his six-year NFL playing career. While still coaching at CSU, Wilson made a brief stop in Kansas City as the Bill Walsh NFL Minority Coaching Fellow for the club's 2015 training camp. As the Bill Walsh Minority Coaching Fellow, Wilson assisted with the linebackers and special teams units, working closely with the rest of the coaching staff to further develop his coaching techniques.

In 2015 CSU ranked atop the league in total defense (292.0 yards per game) and held opponents to the second-fewest rushing yards per game (147.1) which helped earn an outright Big South title and the program's first-ever berth into the FCS Playoffs. Under Wilson's tutelage, CSU landed at least one linebacker on the Big South's All-Conference squad each of his four seasons. In 2016, Wilson helped guide the Buccaneers defense to top rankings within the league, limiting opponents to the fewest rushing touchdowns (15) and fewest total rushing yards (1,488).

Prior to his collegiate coaching career, Wilson enjoyed a six-year playing career in the National Football League. Originally selected in the seventh round of the 2005 NFL Draft (220th overall) by the Chicago Bears, Wilson appeared in 51 games during his three seasons playing for the Chicago Bears (2005-08; 2010) and sole season playing for the Tampa Bay Buccaneers (2009). Wilson tallied 47 tackles and one forced fumble while primarily playing a special teams role under then-Special Teams Coach Dave Toub. Wilson's career highlights include four playoff appearances, which included two NFC Championship appearances and a trip to Super Bowl XLI.

The Cross, S.C., native attended the University of South Carolina, where he played five different positions for the Gamecocks (quarterback, wide receiver, spur, safety and linebacker) and put together an outstanding senior year as one of USC's captains. Wilson led the team in tackles (68) while earning All-SEC honors and SEC Academic Honor Roll accolades.

Education: South Carolina (B.S. 2004). **Born:** Cross, S.C. **Family:** Wife - Megan; Sons - Jaylen and Ryan; Daughter - Nova.



KEVIN SAXTON

OFFENSIVE ASSISTANT

1ST YEAR IN THE NFL

1ST YEAR WITH THE CHIEFS



SAXTON'S FOOTBALL CAREER

| | | |
|---------|--------------------|--------------------------------------------------------------------------------------|
| 2013 | Appalachian State | Quarterback |
| 2014-20 | Emory & Henry | Quarterback ('14-17) Running Backs ('18) Co-Offensive Coordinator/QBs ('19-20) |
| 2021 | Cuthbertson | Off. Coord./Recruiting Coord. |
| 2022 | Benedict College | Co-Offensive Coordinator/QBs |
| 2023 | Kansas City Chiefs | Offensive Assistant |

Kevin Saxton joins the Chiefs coaching staff in 2023 as an offensive assistant for his first season with the club. Saxton returns to Kansas City after serving as the Chiefs Bill Walsh Minority Coaching Fellow during the Chiefs 2022 training camp working closely with the quarterbacks and offense. Saxton comes to the Chiefs after serving as the co-offensive coordinator and quarterbacks coach at Benedict College.

In 2022, Saxton was Benedict College's co-offensive coordinator and also acted as the quarterbacks coach leading the offense to top the SIAC in scoring, passing and rushing. Under Saxton's tutelage, the Tigers went 11-1 earning them a SIAC Conference Championship and SIAC East Division Championship. The Tigers offense averaged 35.6 points per game averaging 160.3 rushing yards per game and 228.2 passing yards a game. Saxton mentored Tigers QB Eric Phoenix to a 64.2% completion percentage, passing for 15 touchdowns and rushing for four more in 2022. Saxton also oversaw recruiting efforts for the Tigers, managing the Pee Dee region of South Carolina and the Charlotte region of North Carolina.

Prior to his time at Benedict, Saxton was the offensive coordinator and recruiting coordinator at Cuthbertson High School

(Waxhaw, NC) for the 2021 season. During his one season with Cuthbertson, the Cavaliers made their first playoff appearance since 2019, while winning their way to the Sweet 16. Under Saxton, the Cavalier offense received two All-State selections, six All-County selections and five All-Conference selections. The Cavalier offense topped the conference in total yards (4,154), passing yards (2,550) and rushing yards (1,604).

Saxton started his coaching career at his alma mater, Emory & Henry College. He spent two seasons as the co-offensive coordinator and quarterbacks coach (2019-2020) and one season as the running backs coach (2018). Saxton was responsible for the offensive play calling on gamedays that led to the Wasps offense to rank in the top 25 nationally. The Wasps led the ODAC in total offense and scoring offense, and he mentored nine All-ODAC selections. Saxton was assigned recruiting territories of Northern Virginia, Charlotte and South Carolina.

Saxton played one season for Appalachian State in 2013, but transferred to Emory & Henry in 2014, where he became a four-year starter for the Wasps (2014-17). He finished his playing career as the all-time leader in passing yards and total offense in school history. Saxton earned an All-ODAC selection, ODAC Freshman of the Year and VaSID Offensive Rookie of the Year. While at Emory & Henry, Saxton was a member of the Student Athlete Advisory Committee and the NCAA Division III Immersion Program which he became an alumnus of in 2017. Saxton received a Bachelor's degree in Sports Management.

Education: Emory & Henry College (B.S. 2018) **Born:** Indian Trail, N.C. **Family:** Wife - Lauren



PERSONNEL STAFF



| BORGONZI'S FOOTBALL CAREER | |
|----------------------------|------------------------------------------|
| 1998-01 Brown | Fullback |
| 2002 Amherst College | Tight Ends |
| 2007-08 Boston College | Asst. Recruiting Coordinator |
| 2009-23 KC Chiefs | College Scouting Admin. ('09) |
| | Manager of Football Ops ('10) |
| | Pro Personnel Scout ('11-13) |
| | Asst. Director of Pro Scouting ('13-14) |
| | Co-Director of Player Personnel ('15-16) |
| | Director of Player Personnel ('17) |
| | Director of Football Operations ('18-20) |
| | Assistant General Manager ('21-23) |

Mike Borgonzi enters his 15th season with the Kansas City Chiefs in 2023. He was promoted to Assistant General Manager in 2021 after serving three seasons as the club's Director of Football Operations (2018-20) and three seasons as the club's Director of Player Personnel (2017)/Co-Director of Player Personnel (2015-16).

In his current capacity, Borgonzi supervises and directs the club's college and professional scouting operations while closely supporting and advising General Manager Brett Veach with the club's roster management and player acquisition via the NFL Draft, NFL free agency, street free agency, waiver claims and trades. Borgonzi has now played a role in putting together two Super Bowl winning rosters and was involved in curating Chiefs teams that have participated in three of the last four Super Bowls.

The 2022 draft class had a lot of young talent that made an immediate impact. Their offseason moves culminated when the Chiefs faced the Eagles in Super Bowl LVII with four rookies in the starting lineup (Isiah Pacheco, George Karlaftis, Trent McDuffie and Jaylen Watson). The Chiefs played a total of eight rookies throughout the Super Bowl victory, which included a touchdown by rookie RB Isiah Pacheco and a forced fumble from CB Trent McDuffie.

Prior to his current role, Borgonzi spent one year as Director of Football Operations. He then took on the entirety of the Director of Player Personnel position in 2017 after serving alongside current Chiefs General Manager Brett Veach as Co-Director of Player Personnel for two years (2015-16).

Borgonzi served as the club's Assistant Director of Pro Scouting (2013-14) and as the club's Pro Personnel Scout (2011-12) where he evaluated all professional players, recommended free agents, oversaw free agent workouts, evaluated college players, and assisted the coaching staff with advance scouting reports for the teams' upcoming opponents.

In 2010, he served as the club's Manager of Football Operations where he coordinated team logistics, assisted in budget planning for various departments, oversaw day-to-day operations on the football side and wrote player evaluation reports on a weekly basis for the club's advance scouting.

Borgonzi joined the Chiefs in 2009, serving as the club's College Scouting Administrator where he worked closely with the College Director and college scouts to ensure proper planning of the college department while assisting in player evaluation reports on both the college and pro side.

Prior to joining the Chiefs, Borgonzi served two seasons as the Assistant Recruiting Coordinator at Boston College (2007-08) where the team played in the ACC Championship twice and won the 2007 Champs Bowl. Before working in the financial sector in Boston for several years, he served as the tight ends coach at Amherst College in 2002.

The Everett, Mass., native was a four-year starter as a fullback on the Brown University Football Team, earning All-Ivy League honors three times. Borgonzi's brother, Dave, is currently the linebackers coach for the Chicago Bears.

Education: Brown University (B.A. 2002). **Family:** Wife - Jill; Son, Joseph; Daughter, Nina.

| TILIS' FOOTBALL CAREER | |
|----------------------------|----------------------------------------------------------------------------------------------------------------------------------------------------------------------------------------|
| 2004-06 Oakland Raiders | Football Operations Intern |
| 2007-09 NFL Manag. Council | Labor Oper. Intern ('07) Labor Operations Coordinator ('08-09) |
| 2010-23 KC Chiefs | Salary Cap/Contract Analyst ('10-13) Dir. Salary Cap & FB Ops. Analytics ('14-16) Director of Football Administration ('17-20) Vice President of Football Operations ('21-23) |

Brandt Tilis begins his 14th season with the Chiefs in 2023 and his third as Vice President of Football Operations. Previously, he spent four seasons as Director of Football Administration (2017-20) and three seasons as Director of Salary Cap & Football Operations Analytics (2014-16), after originally joining the club in 2010 as a Salary Cap/Contract Analyst.

Tilis works directly with General Manager Brett Veach on all aspects of the club's football operation, including salary cap management, roster strategy and optimal use of club resources. Tilis serves as the club's lead player contract negotiator, spearheading every extension and free agent deal for the Chiefs since 2017, including QB Patrick Mahomes' record-breaking

contract in 2020.

He is charged with ensuring the club complies with the NFL's Collective Bargaining Agreement (CBA) and other League policies. Tilis also works with the Pro and College Scouting groups as part of his role to oversee data analytics efforts for the Player Personnel Department.

Prior to joining the Chiefs, Tilis spent three seasons in the Labor Operations Department for the National Football League Management Council (2007-09). While at the league office, Tilis served as Labor Operations Coordinator (2008-09) after originally joining the NFL Management Council as a Labor Operations Intern (2007).

The Dallas, Texas, native graduated in 2007 from the University of Rochester with two degrees in economics and statistics, including a special citation in finance. He spent three summers (2004-06) as a Football Operations Intern for the Oakland Raiders before joining the NFL office.

Education: University of Rochester (B.A. 2007). **Family:** Wife - Elizabeth; Daughters - Samantha and Brooklyn.



CHRIS SHEA

**VICE PRESIDENT OF FOOTBALL OPERATIONS/
TEAM COUNSEL**

**25TH YEAR IN
THE NFL**

**7TH YEAR WITH
THE CHIEFS**



SHEA'S FOOTBALL CAREER

| | |
|----------------------------|----------------------------------------------------------------------------------------------------------------------------------------------------|
| 1992-96 Boston College | Student Football Manager |
| 1995 Carolina Panthers | Ops./Equip. Intern |
| 1997-98 Harvard University | Asst. Offensive Line |
| 1998-00 Boston College | Football Recruiting Asst. |
| 2000-04 New York Jets | Pro Personnel Asst. |
| 2005-06 Dallas Cowboys | Scouting Consultant |
| 2007-08 NFL | Management Council, Law Clerk ('07) Officiating, Instant Replay Comm. ('07) Man. Council, Coord. Labor Ops. ('07-08) |
| 2008-15 Miami Dolphins | Player Person. Coord. ('08-10) Player Person. Admin. ('10-11) Asst. Director of Pro Personnel ('11-14) |
| 2015-17 Eagles | Dir. Scouting Admin./Strat. Mgmt ('15) Dir. of Scouting Admin./Personnel Scout ('16-17) |
| 2017-23 KC Chiefs | Salary Cap & Legal Exec. ('17) Football Ops Counsel & Personnel Exec. ('18-20) Vice President of Football Operations / Team Counsel ('21-23) |

Chris Shea enters his seventh season with the Kansas City Chiefs in 2023. He was promoted to Vice President of Football Operations/Team Counsel in 2021 after serving three seasons as the club's Football Operations Counsel and Personnel Executive (2018-20). He spent his first season with the Chiefs as the Salary Cap and Legal Executive (2017).

Entering his 25th season in the NFL, he has diverse leadership experience in all aspects of football operations, including coaching, scouting, salary cap management, labor law, NFL legal matters, analytics and instant replay officiating.

In addition to being an attorney, Shea is a seasoned college and pro talent evaluator with 19 years of scouting experience, including 10 seasons as a full-time pro/advance scout. He has 12 seasons of experience managing the salary cap for the league or teams. Shea has a vast range of experience spending time with the NFL Management Council, six NFL clubs, two NCAA football programs, high school athletics and a law firm specializing in labor and employment law. Shea contributed to building Super Bowl champion teams with two different organizations (Philadelphia 2017, Kansas City 2019 & 2022) and has helped build the rosters of teams who have competed in four of the last six Super Bowls (Philadelphia 2017, Kansas City 2019, 2020 and 2022).

In his current capacity, Shea works directly for Head Coach Andy Reid and General Manager Brett Veach providing them with strategic guidance on roster-building strategy, salary cap management, football administration, analytics, enhancement of player personnel-related technology, budgeting, football operations staffing and legal matters. Shea serves as a senior

evaluator of pro and college players. Shea has input on every roster decision, including involvement in all contract negotiations and trades. He plays a significant role in draft preparations by managing the club's draft board and pre-draft psychological, neurological and legal assessments of prospects. Shea is also responsible for all legal aspects of the Chiefs football operation, including NFL CBA compliance, drafting all the language contained in player, coaching, and staff contracts, negotiating medical service provider agreements and serving as the club's liaison to the NFL or outside counsel on all legal matters.

Prior to joining the Chiefs, Shea spent the previous three seasons with the Philadelphia Eagles (2015-17), serving as the Director of Scouting Administration/Personnel Scout in 2016-May 2017 after initially joining the Eagles as Director of Scouting Administration/Strategic Management in May 2015. In Philadelphia, he helped develop the team's roster-building strategy, scouted pro and college players, advance scouted opponents, oversaw daily operations of the player personnel department, coordinated data research for player personnel, and managed development of the club's scouting-related technology. Shea coordinated all administrative aspects of the Eagles 2016 draft and contributed to building the 2017 Eagles roster that went on to win Super Bowl LII.

Shea spent eight seasons with the Miami Dolphins (2008-15), including his final four as Assistant Director of Pro Personnel. In that capacity, he served as the Dolphins primary advance scout, was a senior evaluator of all pro players and oversaw the daily operations of Miami's pro scouting department. He was promoted in May 2011 after previously serving as the Dolphins Player Personnel Administrator (2010-11) and Player Personnel Coordinator (2008-10). In those roles, he combined scouting, legal, salary cap management, information technology and analytics duties. From 2008-11, he coordinated all aspects of the Dolphins draft efforts.

During 2007-08, he was employed by the NFL Management Council. Initially, Shea served as a law clerk focusing on player grievances and litigation. Shea was later hired as the Coordinator of Labor Operations. In that capacity, he reviewed all player contracts to ensure compliance with league policies and the NFL CBA, advised club executives on player contract and salary cap issues and was a speaker at the NFL's annual Labor Seminar. He was also an Instant Replay Communicator for the NFL Officiating Department in 2007.

Shea was a scouting consultant with the Dallas Cowboys in 2005-06. From 2000-04, he was the New York Jets Pro Personnel Assistant. Shea broke into the NFL in 1995 as an operations/equipment intern for the Carolina Panthers.

Shea worked in college football from 1992-2000 spending time as a Football Recruiting Assistant at Boston College (1998-2000), the Assistant Offensive Line Coach for Harvard University (1997-98) and a Student Football Manager at Boston College (Head 1994-96, Varsity 1992-93). While at Harvard, he coached four future NFL players including Pro Bowl center Matt Birk. In 1991, Shea was an assistant coach at Belmont High School (Mass.).

Shea is licensed to practice law in New York and is a member of the New York and American Bar Associations. The Belmont, Mass., native has also been employed outside of the football industry as a law clerk at the New York law firm of Colleran, O'Hara and Mills, and as a Temporary Corrections Officer in Middlesex County (Mass.) Sheriff's Department.

Education: Hofstra University School of Law (J.D. 2007), Boston College (B.A. 1998). **Family:** Wife - Kirsten; Daughter - Caitlin.



MIKE BRADWAY

SENIOR DIRECTOR OF PLAYER PERSONNEL

16TH YEAR IN THE NFL

6TH YEAR WITH THE CHIEFS



BRADWAY'S FOOTBALL CAREER

| | |
|------------------------------|-----------------------------------------------------------------------------------------------------------------------------------------------------------------------------------------------------------------------------------------------|
| 2004-07 Villanova University | Tight End |
| 2008-17 Philadelphia Eagles | Coll. Scout Asst. ('08-09) College Scouting Coord. ('10) Northeast Area Scout ('11-12) Eastern Regional Scout ('13) Asst. Dir. of College Scouting ('14) Southwest Area Scout ('15) Asst. Dir. of College Scouting ('16-17) |
| 2018-23 KC Chiefs | Asst. Dir. of Player Personnel ('18-20) Senior Director of Player Personnel ('21-23) |

Mike Bradway enters his third season as the club's Senior Director of Player Personnel in 2023 after being promoted to the position in 2021. He originally joined the Chiefs in 2018, serving three seasons (2018-20) as Kansas City's Assistant Director of Player Personnel.

Prior to his time with the Chiefs, Bradway spent 10 seasons (2008-17) with the Philadelphia Eagles in various positions, where


he worked with Chiefs Head Coach Andy Reid, who was the Head Coach/Executive Vice President of Football Operations for the Eagles, as well as Chiefs General Manager Brett Veach, who at the time was an assistant to the head coach as well as a scout in Philadelphia. He finished his time with the Eagles as the club's Assistant Director of College Scouting (2016-17). He also held the same title with the team in 2014.

During his tenure with the Eagles, Bradway served as the Southwest Area Scout (2015), Eastern Regional Scout (2013), Northeast Area Scout (2011-12), College Scouting Coordinator (2010) and the College Scouting Assistant (2008-09).

A former tight end out of Villanova University, Bradway played four years (2004-07) before graduating in 2008 with a degree in sociology. The Leawood, Kan., native is the son of longtime NFL personnel executive Terry Bradway, who is currently a personnel consultant with the Carolina Panthers.

Education: Villanova (B.A. 2008). **Family:** Wife - Julie; Children - Griffin, Mason, Cooper and Bodie.






**RYNE
NUTT**

**DIRECTOR OF PLAYER PERSONNEL/
COLLEGE SCOUTING**

**14TH YEAR IN
THE NFL** | **14TH YEAR WITH
THE CHIEFS**



NUTT'S FOOTBALL CAREER

| | | |
|---------|---------------------|----------------------------------------------------------------------------------------------------------------------------------------------------------------------------------------------------------------------------------------|
| 2004-07 | Central Connecticut | Offensive Lineman |
| 2008 | Iona College | Defensive Line |
| 2009 | Wagner College | Tight Ends |
| 2010-23 | Kansas City Chiefs | Scouting Asst. ('10-11) Area Scout ('12-16) Asst. Director of College Scouting ('17) Director of College Scouting ('18-20) Senior Director of College Scouting ('21) Dir. of Player Personnel/College Scouting ('22-23) |

Ryne Nutt enters his 14th season in the NFL with Kansas City in 2023. He was named Director of Player Personnel/College in 2022 after serving one season as Senior Director of College Scouting (2021), three seasons as the Director of College Scouting (2018-20) and one season as the Assistant Director of College Scouting (2017).

In his current role with the Chiefs, he assists General Manager Brett Veach with organizing and managing areas in both the college and pro sides of scouting. He helps oversee the college

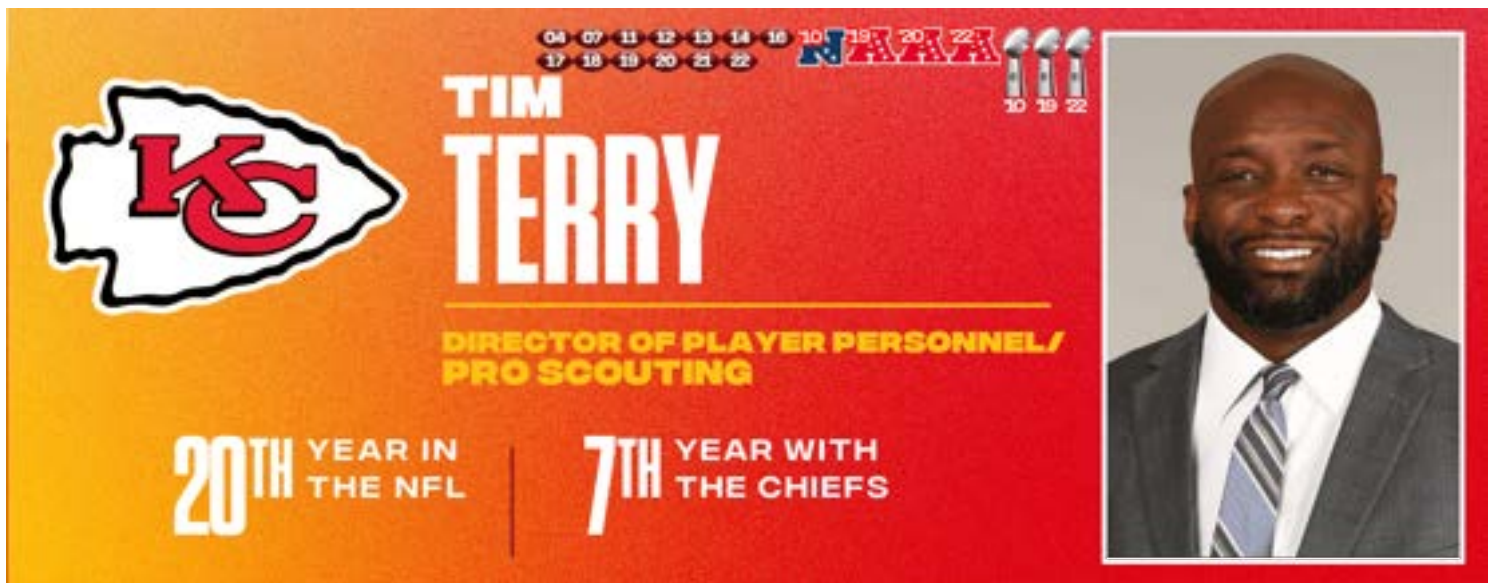
scouting department while crossing over to support work on the pro scouting side, collaborating with Director of Player Personnel/Pro Scouting Tim Terry and Senior Director of Player Personnel Mike Bradway.

Nutt was promoted to Assistant Director of College Scouting in 2017 after serving five seasons as an area scout (2012-16), covering the West/Northwest, Northeast and Southeast parts of the country. Prior to being promoted to an area scout in 2012, Nutt spent his first two NFL seasons as a scouting assistant with Kansas City (2010-11).

Nutt spent one season as the tight ends coach at Wagner College (2009) before joining the club. In 2008, he served as the defensive line coach at Iona College.

After spending four seasons playing offensive line for Central Connecticut State and graduating Summa Cum Laude, Nutt served as a summer camp volunteer coach for the Blue Devils. Nutt was a Mid-Major All-American on the field, as well as an academic All-American his junior and senior year.

Education: Central Connecticut State (2007).



Tim Terry enters his seventh season with the Kansas City Chiefs in 2023 and his second as the club's Director of Player Personnel/Pro Scouting.

Prior to his current position, he spent one year as the club's Senior Director of Pro Personnel (2021) and four seasons as the Director of Pro Personnel (2017-20), where his primary duties included scouting professional prospects in the NFL, CFL, XFL, USFL and Arena Football League. He was also involved with in-season advance scouting of upcoming Chiefs opponents.

Prior to his arrival in Kansas City, Terry spent 13 seasons in the Packers' pro personnel department, most recently serving as Green Bay's assistant director of pro personnel.

In 2008, Terry was named assistant director of pro personnel after serving as a pro personnel assistant the previous three years. During the 2007 season, he continued to work in the personnel department while also serving as the director of player development.

Terry originally entered the NFL as an undrafted free agent out of Temple with the Cincinnati Bengals in 1997. As a rookie, he saw action in five games, logging three stops and five special teams tackles. Terry spent the 1998 season on the team's practice squad.

In 1999, he went to camp with the Kansas City Chiefs, but was released and subsequently signed with the Hamilton Tiger-Cats of the CFL, helping that club to a Grey Cup championship.

Terry then joined the Seattle Seahawks' practice squad in early 2000 before being signed to the active roster, playing in six games, collecting two special teams stops and forcing a fumble on a kickoff return.

Terry saw action in all 16 games for Seattle each of the following two seasons (2001-02), with his best professional campaign coming in 2002, when he took over as a starter for the final eight games after LB Chad Brown (broken foot) was lost to injury. That year, Terry posted a career-high 42 tackles, including 1.0 sack, one pass defensed, one forced fumble and one fumble recovery.

He was released by the Seahawks during training camp in 2003. His NFL career included 43 games played (eight starts), 55 tackles, 3.5 sacks and 19 special teams stops.

At Temple, Terry played in all 44 games (43 starts) as a defensive lineman during his four seasons and finished his career with 208 tackles. Terry graduated with a degree in political science and a minor in African-American studies. He obtained his master's degree in management at the University of Wisconsin-Green Bay in the winter of 2011. Terry was also a recipient of The Network Journal's 40 Under Forty achievement award in 2012.

An all-state selection at Hempstead (N.Y.) High School, he also lettered in track, basketball and lacrosse.

Education: Temple (B.S. 1997), University of Wisconsin-Green Bay (M.S. 2011). **Family:** Wife - Andrea; Children - Zoe, Timothy II, Jayden, Tyson and Reese.

03 06 03 10 16 17 19 20 22
16 19 20 21 22 **AAA**
19 22



WILLIE DAVIS

SENIOR PERSONNEL EXECUTIVE

28TH YEAR IN THE NFL

25TH YEAR WITH THE CHIEFS



DAVIS' FOOTBALL CAREER

| | | |
|---------|---------------------|------------------------------------------------------------|
| 1986-89 | Central Arkansas | Wide Receiver |
| 1990-91 | Kansas City Chiefs | Wide Receiver |
| 1992 | Orlando Thunder | Wide Receiver |
| 1992-95 | Kansas City Chiefs | Wide Receiver |
| 1996 | Houston Oilers | Wide Receiver |
| 1997-98 | Tennessee Titans | Wide Receiver |
| 2003 | Arkansas-Pine Bluff | Wide Receivers Coach |
| 2004 | KC Chiefs | NFL Minority Coaching Fellowship |
| 2005 | Ind. Colts | NFL Minority Coaching Fellowship |
| 2005-23 | Kansas City Chiefs | Area Scout ('05-20) Senior Personnel Executive ('21-23) |

Former Chiefs wide receiver Willie Davis enters his 19th season with Kansas City's personnel department and his second season as a Senior Personnel Executive in 2023. He spent the first 16 seasons of his personnel career with the club as an area scout, scouting the Southwest region. He was recognized as the AFC Scout of the Year by the Fritz Pollard Alliance following the 2013 season.

Davis enjoyed a five-year playing career with the Chiefs (1991-95), playing in 63 games (58 starts), catching 172 passes for 3,014 yards (17.5 avg.) with 20 touchdowns. After spending the 1990-91 seasons on the club's practice squad, he honed his skills with the World League's Orlando Thunder and was named the Chiefs Mack Lee Hill Award winner following the 1992 campaign. Davis spent three seasons (1996-98) with the Houston Oilers/Tennessee Titans. In 108 career NFL games (97 starts), Davis accumulated 286 receptions for 4,503 yards with 33 touchdowns.

The Central Arkansas product served an NFL Minority Coaching Fellowship with Indianapolis in 2005 and with Kansas City in 2004 after serving as wide receivers coach at Arkansas - Pine Bluff in 2003. A native of Altheimer, Ark., Davis concluded his collegiate career at Central Arkansas with 63 catches for 667 yards and 10 touchdowns.

Education: Central Arkansas (B.S. 2006) **Family:** Wife - Sheronda; Children - Taylor, Andre, William, Vincent, Avri, Tiana, Jeremy and Chelsea.



HOWARD'S FOOTBALL CAREER

| | | |
|---------|-----------------------|---------------------------------------------------|
| 2008-11 | Washington University | Safety/Linebacker |
| 2012 | UMass | Volunteer Recruiting and Def. Asst. |
| 2013-20 | New England Patriots | Scouting Asst. ('13-14) College Scout ('15-20) |
| 2021 | Carolina Panthers | College Scout |
| 2022-23 | Kansas City Chiefs | National Scout |

Jonathan Howard enters his second season with the club after joining the Kansas City Chiefs in May 2022 as the club's National Scout. He is entering his 11th season in the NFL in 2023.

In his most recent stop, Howard spent the 2021 season as a College Scout for the Carolina Panthers where he was responsible for scouting and evaluating college prospects from the West Coast region.

Prior to joining the Panthers, Howard spent eight years (2013-20) in the player personnel department for the New England Patriots. He served his final six seasons with the Patriots as a College Scout (2015-20), covering the Northeast (2015) and the West Coast (2016-20) after a two-year stint as the club's Scouting Assistant (2013-14).

During the 2012-13 college football season he served as a volunteer defensive and recruiting assistant at UMass while he received his master's degree in sport management.

He played safety and linebacker at Washington University in St. Louis (2008-11), earning a bachelor's degree in economics and strategy, as well as marketing.

Education: Washington University (B.S. 2012), UMass (M.S. 2013). **Family:** Wife - Allison. Son - Nicolas.



PAT SPERDUTO

CO-DIRECTOR OF COLLEGE SCOUTING

23RD YEAR IN THE NFL

15TH YEAR WITH THE CHIEFS

10 16 17 18 19 20 22



SPERDUTO'S FOOTBALL CAREER

| | |
|----------------------------|---------------------------------------------------------------------------------------------------------|
| 1987-89 UMass Boston | Fullback/Linebacker |
| 1991-95 Tampa Bay Storm | OL/DL ('91-93) Assistant Coach ('94-95) |
| 1996 Connecticut Coyotes | Defensive Coordinator |
| 1997-01 Nashville Kats | DC/Dir. of Player Pers. ('97) Asst. Head Coach/Def. Coordinator ('98) Head Coach ('99-01) |
| 2001-08 Tennessee Titans | Coaching Assistant/Scout |
| 2005-07 Nashville Kats | Head Coach |
| 2008 Columbus Destroyers | Head Coach |
| 2009-23 Kansas City Chiefs | Area Scout ('09-20) Senior College Scouting Executive ('21) Co-Director of College Scouting ('23) |

Pat Sperduto enters his 15th season with Kansas City in 2023 and is in his second season as Co-Director of College Scouting.

Prior to being elevated to this position, Sperduto served one season (2021) as Senior College Scouting Executive and spent 12 seasons (2009-20) as an Area Scout, covering various regions, including the Southeast, Midwest and Northeast.

Prior to joining the Chiefs in 2009, Sperduto spent eight seasons as a Coaching Assistant as well as a College and Pro Scout with the Tennessee Titans (2001-08).

He served as the head coach for the Arena Football League's Columbus Destroyers in 2008. He also enjoyed two different stints with the AFL's Nashville Kats, serving as the Director of Football Operations and Head Coach from 1998-2001 and leading the team to two ArenaBowl appearances (2000 and 2001) before the team relocated to Atlanta as the Georgia Force. He again served as Head Coach of the expansion Nashville Kats from 2005-07. Sperduto won three AFL ArenaBowl championships with the Tampa Bay Storm, including two as a player (1991 and 1993) and one as an assistant coach (1995).

Sperduto attended UMass Boston where he played both fullback and linebacker. While there he earned All-New England Conference honors from 1987-89. He was inducted into the school's Athletics Hall of Fame in 2009.

Education: UMass Boston (B.A. and B.S. 1989). **Family:** Wife - Laura; Children - Roseann, Cosmo and Sofia.



HINSON'S FOOTBALL CAREER

| | |
|-------------------------------|------------------------------------------------------------------------------------------------------------|
| 1995-98 University at Buffalo | Tailback |
| 2002-04 Buffalo Bills | BLESTO Scout |
| 2005-08 New Orleans Saints | Area Scout |
| 2009-12 Cleveland Browns | Area Scout |
| 2013-14 New York Jets | Area Scout |
| 2015-16 Philadelphia Eagles | Area Scout |
| 2017-23 Kansas City Chiefs | Area Scout ('17-20) Senior College Scouting Executive ('21) Co-Director of College Scouting ('22-23) |

David Hinson enters his seventh year in the Kansas City Chiefs personnel department in 2023 and is in his second year as Co-Director of College Scouting.

In Hinson's current role, he oversees the team's college scouting efforts, identifying and evaluating potential draft prospects for the personnel department. Before being named to his current role, he spent one season (2021) as a Senior College Scouting Executive and four seasons (2017-20) as the Southeast

Area Scout with the Chiefs.

Hinson served as the Midwest Area Scout for the Philadelphia Eagles for two seasons (2015-16) before joining the Chiefs.

Prior to joining the Eagles, Hinson served as a college Area Scout with the New York Jets (2013-14), the Cleveland Browns (2009-12) and the New Orleans Saints (2005-08). Hinson joined the Saints after three years with the Buffalo Bills, where he had been the team's scout for the BLESTO (Bears Lions Eagles Steelers Talent Organization) scouting service from 2002-04, and he was previously in the team's player personnel department before being promoted.

A native of Jamestown, N.Y., Hinson played tailback for the University at Buffalo while earning a degree in business management in 1999. He was a standout prep running back at Jamestown High School, where he was an all-state athlete and was selected as the New York Player of the Year in 1994.

Education: University of Buffalo (1999). **Family:** Wife - Lindsey; Daughter - Aza. **Born:** Jamestown, NY.

A graphic celebrating Terry Delp's 23rd year in the NFL and 23rd year with the Kansas City Chiefs. The graphic features the Chiefs logo, a timeline of years from 2003 to 2022, and a portrait of Terry Delp. The text reads: "TERRY DELP SENIOR COLLEGE SCOUTING EXECUTIVE 23RD YEAR IN THE NFL | 23RD YEAR WITH THE CHIEFS".

DELPS FOOTBALL CAREER

| | |
|----------------------------|--------------------------------------------|
| 2001-23 Kansas City Chiefs | Personnel Intern ('01) |
| | Scouting Admin./Football Ops ('02-05) |
| | Area Scout ('06-20) |
| | Senior College Scouting Executive ('21-23) |

Terry Delp enters his 23rd year with the Kansas City Chiefs and third as a Senior College Scouting Executive in 2023. Before his promotion, he spent 15 seasons as an Area Scout for the club, most recently scouting the Midlands. He continues to scout throughout the Midwest as part of his new role.

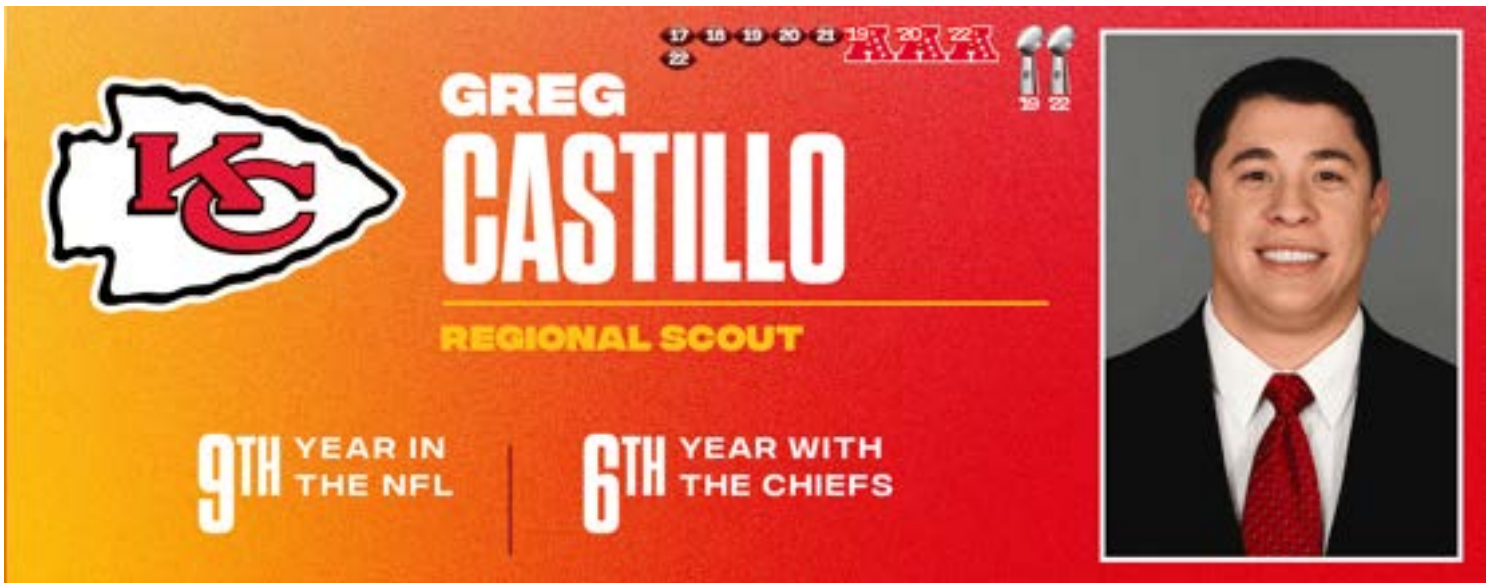
Delp originally joined the Chiefs as an intern in the personnel department following his graduation from the University of Kansas in 2001.

Prior to being named one of the club's area scouts in 2006, he served as Scouting Administrator/Football Operations for the Chiefs for four seasons.

In that role, he evaluated talent at local colleges, assisted in the department's preparation for the NFL Draft and helped maintain the team's college scouting database. Delp also handled a number of operational duties for the club, including working with the team's football budget.

A graduate of Great Bend High School in Great Bend, Kansas, Delp was an all-area selection as both a cornerback and wide receiver on the football squad. He also lettered in basketball, baseball and tennis.

Education: University of Kansas (B.S. 2001). **Family:** Wife - Jennifer; Children - Carson and Lilly.



A red and orange NFL scout card for Greg Castillo. On the left is the Kansas City Chiefs logo. In the center, the name 'GREG CASTILLO' is written in large white letters, with 'REGIONAL SCOUT' below it in yellow. To the right is a portrait of Greg Castillo, a man with dark hair wearing a dark suit, white shirt, and red tie. Above the name, there are small icons for the years 17, 18, 19, 20, 21, and 22, with 'AAA' and two football helmets below them. At the bottom, it says '9TH YEAR IN THE NFL' and '6TH YEAR WITH THE CHIEFS'.

| CASTILLO'S FOOTBALL CAREER | |
|----------------------------|-----------------------------------------------------------------------------------------------------------|
| 2008-12 University of Iowa | Defensive Back |
| 2015-17 New Orleans Saints | Scouting Intern ('15-16) Scouting Intern ('17) |
| 2018-23 KC Chiefs | College Scouting Coord. ('18-20) College Scouting Coord. / Area Scout ('21) Regional Scout ('22-23) |

Greg Castillo enters his sixth season with the Kansas City Chiefs. He was elevated to a Regional Scout in 2022 after serving as the club's College Scouting Coordinator/Area Scout in 2021. Prior to 2021, Castillo spent three seasons as the Chiefs College Scouting Coordinator (2018-20).

In his current role as a Regional Scout, Castillo is responsible for all collegiate prospects' valuations and evaluations for the NFL Draft within the western region of the United States.

In his former College Scouting Coordinator role, Castillo assisted in all aspects of college scouting and the NFL Draft. Castillo also scouted the West region in 2021 and Northeast region for three seasons (2018-2020).

Prior to joining the Kansas City Chiefs, Castillo earned his Juris Doctor Degree (J.D.) from Tulane University Law School (2017), where he also received a Sports Law Certificate. Castillo broke

into the National Football League in 2015, starting as a scouting intern for the New Orleans Saints (2015-2016) before being promoted to a scouting assistant for one season (2017).

Throughout his law school tenure, Castillo was a law clerk at the law firm of Evan F. Trestman. Additionally, Castillo held an externship with the Hon. Ivan L.R. Lemelle at the Eastern District of Louisiana and an internship with the Hon. Terri F. Love at the Louisiana Fourth Circuit Court of Appeal.

After playing defensive back for the University of Iowa (2008-12), Castillo entered the NFL ranks as a college free agent, signing with the Kansas City Chiefs in 2013. Prior to his brief stint with the Chiefs, Castillo graduated from the University of Iowa's Tippie College of Business with a Bachelor of Business Administration degree. While at Iowa, he was a four-year letter winner as a defensive back and a member of the leadership committee for four seasons.

Castillo is licensed to practice law in Missouri. He is a member of the Missouri Bar Association. His father, Juan Castillo, has been an NFL assistant coach for more than 20 years.

Education: Tulane University (J.D. 2017), University of Iowa (B.A. 2012). **Family:** Wife - Danielle; Son - Liam.

| LAMB'S FOOTBALL CAREER | |
|---------------------------|---------------------------------|
| 2005-08 Baylor University | Defensive End |
| 2013 Green Bay Packers | Player Personnel Intern |
| 2014 Houston Texans | Pro Personnel Asst. |
| 2015-23 KC Chiefs | Midwest NFS Area Scout ('15-17) |
| | College & Pro Scout ('18-20) |
| | Area Scout ('21) |
| | Regional Scout ('22-23) |

Jason Lamb enters his ninth season in Kansas City's player personnel department in 2023 and embarks on his second season as a Regional Scout.

Prior to taking on the Regional Scout title, he was an Area Scout in 2021, covering the Southwest region for the club.


Before being promoted to Area Scout in 2021, Lamb spent three seasons as a College and Pro Scout (2018-20) and

three seasons as the club's Midwest NFS Area Scout (2015-17).

Prior to joining the Chiefs, Lamb served as a pro personnel assistant in the Houston Texans organization. In 2013, he served as a player personnel intern during training camp for the Green Bay Packers. He originally entered the NFL ranks as a college free agent signed by the New York Jets and spent training camp with the Jets in 2010.

Between his NFL stops, the Richardson, Texas, native worked as a student research assistant, while he earned a Juris Doctor degree from the University of Houston Law Center. He earned a Bachelor of Business Administration degree from Baylor University where he played defensive end and was a two-time All-Big 12 honoree and four-time Academic All-Big 12.

Education: Baylor University (B.B.A. 2009), University of Houston Law Center (J.D. 2014).




18 19 20 21 22 19 20 22
AAA
19 22

CASSIDY KAMINSKI

AREA SCOUT

6TH YEAR IN
THE NFL

6TH YEAR WITH
THE CHIEFS



KAMINSKI'S FOOTBALL CAREER

| | |
|-----------------------------|-------------------------------------------|
| 2014-16 St. Norbert College | Wide Receivers & QC |
| 2016 Wollongong Devils | Dir. of Player Pers. & WRs |
| 2016-18 Denmark High School | Offensive Coord. & WRs |
| 2018-23 Kansas City Chiefs | NFS Scout ('18-20) Area Scout ('21-23) |

Cassidy Kaminski enters his sixth season with Kansas City in 2023 and his third year as an Area Scout after serving three seasons as the club's NFS Scout (2018-20).

Kaminski now scouts the Northeast region for Kansas City after originally joining the club as a personnel intern during training camp in 2017.

Prior to joining the Chiefs, Kaminski served as Denmark (Wisconsin) High School's offensive coordinator and wide receivers coach from 2016-18. From 2014-18, Kaminski served as a player research and scouting evaluator and game week coaching assistant for the East-West Shrine Bowl postseason college football all-star game. In this role he scouted players for

the game, researched players year-round and then served as an assistant coach to the staff during the week of the game.

From 2015-18, he served as a national scout for Ourlad Scouting Services Magazine where he scouted and evaluated film and wrote for the magazine and scouting service. In 2016, Kaminski was the director of player personnel and wide receivers coach for the Wollongong Devils professional football team of the NGL league in Wollongong, New South Wales, Australia. From 2014-16, he served as St. Norbert College's quality control coach and wide receivers coach in Green Bay, Wis., where he aided in leading the team to a conference championship in 2015 and a berth to the NCAA Division III playoffs.

The Green Bay, Wis., native attended Green Bay East High School where he was a three-sport athlete playing football, basketball and track. Kaminski earned Top 10 recognition for an all-century team of players who played in the 100-year-old rivalry against Green Bay West High School, with players including Curly Lambeau, Jim Crawley and Jerry Tagge.

Education: UW-Eau Claire (B.A. 2009). **Family:** Son - Zane.

CHRISTOPHERSON'S FOOTBALL CAREER

| | | |
|---------|--------------------------------|--------------------------------|
| 2008-10 | Rochester Comm. & Tech. Coll. | Running Back |
| 2010 | Arkansas State University | Running Back |
| 2010 | Rochester Comm. & Tech. Coll. | Running Backs |
| 2011-13 | St. Mary's H.S. (Stockton, CA) | Running Backs |
| 2014-15 | University of Minnesota | Recruiting Assistant |
| 2016 | University of Alabama | Scouting Specialist |
| 2017-18 | N.C. State | Asst. Dir. of Player Personnel |
| 2019-21 | Univ. of Maryland | Dir. of Player Personnel Ops. |
| 2022-23 | Kansas City Chiefs | NFS Scout |

Will Christopherson enters his second season with the Kansas City Chiefs as the club's NFS Scout in 2023.

Christopherson arrived in Kansas City after serving as the Director of Player Personnel Operations for the University of Maryland Terrapins for three seasons (2019-21) after serving as the Assistant Director of Player Personnel at North Carolina State for two seasons (2017-18).

In 2016, he joined Nick Saban's staff at the University of

Alabama where he spent one season as a Scouting Specialist. The Crimson Tide finished with the nation's top recruiting class according to most media outlets and ended the season as the runner-up in the College Football Playoff National Championship.

Prior to his time in Tuscaloosa, Christopherson began his collegiate career as Recruiting Assistant at the University of Minnesota from 2014-15 while he completed his communications degree. Overall, Christopherson's recruiting classes produced 27 draft picks, including 10 first-round picks.

Christopherson's football career began in Lufkin, Texas. He signed at Southern Arkansas University after playing two seasons at Rochester Community and Technical College in Rochester, Minnesota. After a career ending injury, he turned to coaching. He led the running backs at St. Mary's High School in Stockton, California, and at RCTC in Rochester, Minnesota, before joining the University of Minnesota recruiting department.

Education: University of Minnesota-Crookston (2015).
Family: Wife - Danielle.

JALEN MYRICK
COLLEGE AND PRO SCOUT

4TH YEAR IN THE NFL | 4TH YEAR WITH THE CHIEFS

MYRICK'S FOOTBALL CAREER

| | | |
|---------|-------------------------|---------------------------------------------------------------------------------|
| 2015-18 | John Carroll University | Linebacker |
| 2019 | Reese's Senior Bowl | Game Week Intern |
| 2019-23 | Kansas City Chiefs | Scouting Intern ('19) Player Personnel Assistant ('20) Pro Scout ('21-23) |

Jalen Myrick enters his fourth season as a full-time member of Kansas City's personnel staff in 2023 and is in his third year holding the title of Pro Scout. He spent the 2020 season as a Player Personnel Assistant after serving as the club's scouting intern in 2019.

Myrick's primary scouting region is the Great Plains where he focuses on identifying and assessing prospects for the Chiefs roster throughout the season. He also aids in the free agency process by writing up potential fits for the roster and assessing

their value to the team. He leads weekly personnel meetings on upcoming opponents with the coaching staff prior to their game week preparation. In addition, he oversees daily transactions, injuries and news throughout the league and writes reports on various professional and college prospects throughout the season.

Prior to joining the Chiefs, Myrick served as a game week intern during the 2019 Reese's Senior Bowl and a marketing and events intern with the Indianapolis Colts for the 2018 season.

The Kansas City native played four years (2015-18) at linebacker for John Carroll University. During his time at John Carroll, he also worked in the Sports Information Department as a staff writer.

Education: John Carroll University (B.S. 2019), University of Kansas (M.S.E. 2021).

KUNAL TANNA
ASSISTANT TO THE GENERAL MANAGER

17 18 19 20 21 19 20 22
 19 22

7TH YEAR IN THE NFL | 7TH YEAR WITH THE CHIEFS



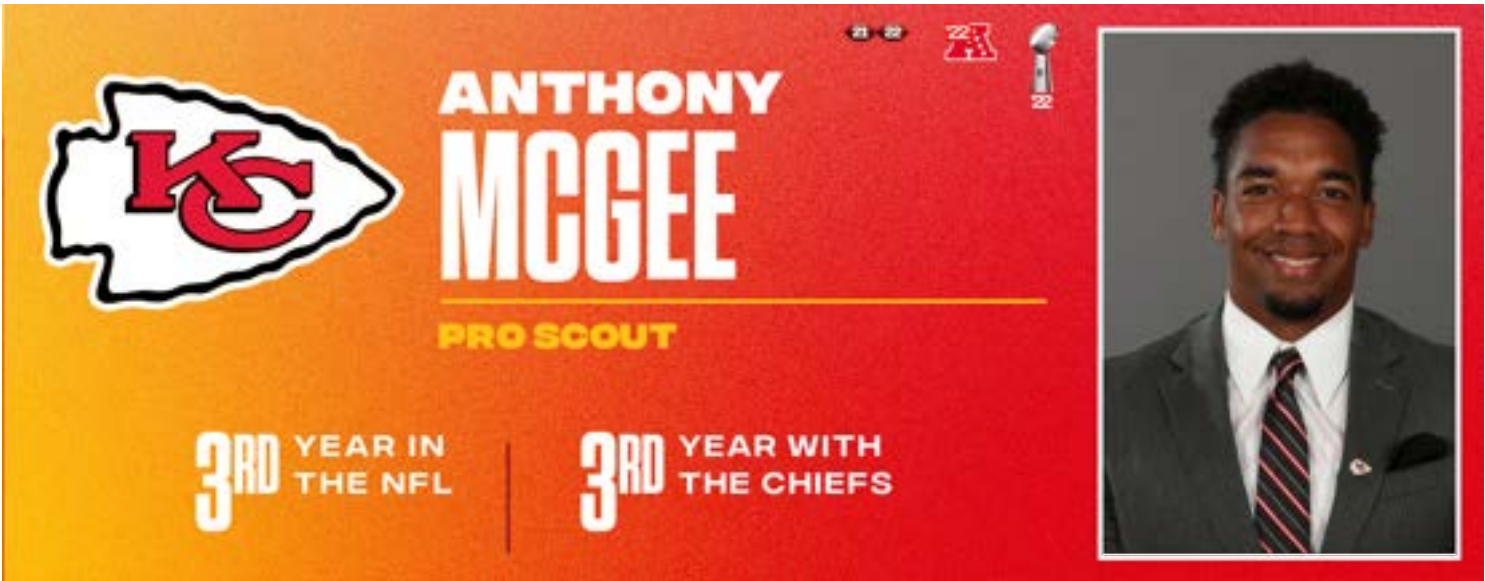
TANNA'S FOOTBALL CAREER

| | |
|----------------------------|------------------------------------------------------------------------------------------------------------------------------------------|
| 2015-17 UGA | Player Pers. and Coaches Asst. |
| 2017-23 Kansas City Chiefs | HR Intern ('17) Football Support Liaison ('17-19) Player Personnel Assistant ('20-21) Assistant to the General Manager ('22-23) |

Kunal Tanna enters his seventh year in Kansas City and his second as the Assistant to General Manager Brett Veach in 2023. Prior to being promoted to his current role, he spent two

seasons (2020-21) as a Player Personnel Assistant. Before becoming a Player Personnel Assistant, Tanna spent the previous three seasons with the Chiefs as the club's Football Support Liaison from 2017-19, assisting the club's football operations, player personnel and coaching staffs. He originally joined the club during the 2017 offseason as a human resources intern.

Prior to joining the Chiefs, Tanna worked in the University of Georgia's player personnel from 2015-17.
Education: University of Georgia (B.A. 2016).



| MCGEE'S FOOTBALL CAREER | |
|----------------------------------------|-------------------------------------------|
| 2014-17 Emporia State University | WR/RB/KR/PR |
| 2018-23 KC Chiefs ... | Player Engagement Seasonal Asst. (TC-'18) |
| | Play 60 Guide ('18-19) |
| | Comm. Outreach Intern ('19-20) |
| | Player Personnel Assistant ('21-22) |
| | Pro Scout ('23) |

Anthony McGee enters his third year with the Kansas City Chiefs and his first year as a Pro Scout for the Chiefs after spending two years as a Player Personnel Assistant.

In his current role, McGee scouts the AFC North as well as the NFC South helping to identify potential players to add to the Chiefs roster through a variety of avenues such as free agency or trade. McGee continues to also scout through the college ranks, reporting on potential draft prospects.

McGee joined the club's player personnel department in 2021 as a Player Personnel Assistant. In this role, McGee aided the department in their scouting efforts in the state of Virginia.

McGee wrote reports on potential draft picks and presented his findings to the rest of the personnel.

McGee spent a number of years in various roles with the Chiefs organization prior to joining the scouting staff, including a pyro liaison with the gameday productions department during the 2020 season, a Community Outreach Seasonal Assistant from May 2019 to April 2020, a Play 60 Youth Outreach Guide from May 2018 to May 2019 and a player engagement training camp intern in 2018.

During the 2020 season he also served as a varsity football coaching assistant at his alma mater, Lee's Summit West High School.

The Lee's Summit, Mo. native played four years (2014-17) as a wide receiver, running back and returner at Emporia State University.

Education: Emporia State University (B.S. 2018). **Family:** Son - Antonio **Born:** Kansas City, MO.

MADISON APONTE
COLLEGE SCOUTING COORDINATOR

2ND YEAR IN THE NFL | 2ND YEAR WITH THE CHIEFS

APONTE'S FOOTBALL CAREER

- 2021-23 Kansas City Chiefs Norma Hunt Fellowship (T.C. '21)
- Player Personnel Assistant ('22)
- College Scouting Coordinator ('23)

Madison Aponte was hired as a Player Personnel Assistant for the Chiefs in May 2022 and is entering her second season in the NFL in 2023 after originally serving as one of the inaugural Norma Hunt Fellowship Player Personnel Interns for Kansas City during the club's 2021 training camp.

In addition to her training camp internship - which focused on learning the day-to-day responsibilities of both the pro and college scouting staffs, film evaluation, as well as team and roster building - Aponte assisted the club during the 2022 NFL Combine in Indianapolis. She helped the personnel staff during formal and

informal interviews with draft prospects, Combine preparation and setup, as well as workout evaluations.

Her first experience in the NFL came in the summer of 2017 with an experienceship with the player personnel department for the Atlanta Falcons.

As a student, she spent four years with the Penn State Football program (2019-22) in various recruiting roles, assisting with contacting, planning and hosting official visits for recruits and their families, as well as coordinating and communicating with high school coaches, recruits and commits.

Aponte's mother, Dawn, has spent more than 25 years in football and currently serves as the NFL's Chief Football Administrative Officer.

Education: Penn State University (B.A. 2022).

WOLOV'S FOOTBALL CAREER

| | |
|----------------------------|-------------------------------------------------------------------|
| 2016-18 Miami Dolphins | Equipment Staff Asst. ('16) Football Ops. Staff Asst. ('17-18) |
| 2019 TB Buccaneers | Football Ops. Staff Asst. |
| 2020-21 The 33rd Team | Developer and Content Creator |
| 2021-22 Athletes First | Salary Cap & Contracts Intern |
| 2022-23 Kansas City Chiefs | Football Admin. Coord. |

Jack Wolov enters his second season with the team in 2023 after being named the club's Football Administration Coordinator in June 2022, marking his first full-time position in the NFL.

In his current role, Wolov assists in managing the Chiefs salary cap while also assisting with player contract negotiations. He works closely with the rest of the personnel department regarding player payroll and the long-term plan of the team's structure.

He joined the Chiefs after serving more than a year (2021-22) as a Salary Cap and Contracts Intern for Athletes First LLC, a full-service management firm representing players, coaches, personnel and broadcasters. While there, he analyzed all NFL player client contracts and assisted in player presentations for

draft-eligible college players.

He spent nearly two years (2020-21) as a Developer and Content Creator for The 33rd Team, a football think tank led by former NFL executives and coaches that provides news, analysis and behind-the-scenes perspective on the NFL, both on- and off-the-field.

Prior to joining The 33rd Team, Wolov spent four consecutive training camps (2016-19) working in football operations intern roles with two different NFL franchises. He was a Football Operations Staff Assistant for the Tampa Bay Buccaneers (2019), and spent three training camps with the Miami Dolphins, serving as a Football Operations Staff Assistant for two training camps (2017-18) and an Equipment Staff Assistant for one training camp (2016).

He graduated from Penn State University with a bachelor's degree in finance and a minor in business law.

Education: Penn State University (B.S. 2019). **Born:** West Chester, PA.

RICHARDS' FOOTBALL CAREER

| | | | |
|---------|-----------------------|-------|---------------------------|
| 2021 | Oklahoma City Thunder | | Data Science Intern |
| 2022-23 | Kansas City Chiefs | | Football Research Analyst |

Marc Richards enters his second season with the Chiefs as the Football Research Analyst in 2023.

In his current position, Richards reports to Statistical Analysis Coordinator Mike Frazier, assisting Head Coach Andy Reid and the Chiefs coaching and personnel staffs with player statistics and situational analysis, as well as team and league-wide trends.

Prior to arriving in Kansas City, Richards spent time with the Oklahoma City Thunder as a Data Science Intern, working with the Thunder's Strategic Planning Group in Basketball Operations.

In 2021, Richards took home the grand prize in the Big Data Bowl. His team used Next Gen Statistics to develop a framework for accessing individual defensive performance in coverage. Richards was also a finalist in the 2022 NFL Big Data Bowl as his

team used Next Gen Statistics to explore punter's optimal aiming location and hang time.

As he completed his Ph.D. in Statistics at Pittsburgh, Richards was a lead instructor, teaching undergraduate statistics courses: Applied Statistical Methods and Statistics in the Modern World. His main research areas involved using classical statistical inference to understand modern machine learning algorithms as well as spatial-temporal modeling of crime such as quantifying the impact of COVID-19 on crime across US Cities.

The Wayzata, Minn., native also has a background in hockey. On the ice, Richards played right defense at St. Olaf and was elected team captain for the 2015-16 season. Off the ice, he won the RITSAC Data Competition in 2019 and was a finalist in the Big Data Cup in 2021.

Education: St. Olaf College (B.A. 2016); Pittsburgh (M.A. 2020; Ph.D. 2022). **Born:** Wayzata, Minn. **Family:** Wife - Kate.

SUPPORT STAFF



FOOTBALL SUPPORT STAFF




BRIAN SHAFAR
SENIOR DIRECTOR OF TEAM SECURITY



RYAN GILBRETH
TEAM SECURITY MANAGER




ANDREW RAMIREZ
TEAM SECURITY ADMINISTRATOR



MITCH REYNOLDS
DIRECTOR OF TEAM OPERATIONS



BROCK BAUMERT
FOOTBALL OPERATIONS MANAGER




RAMZEE ROBINSON
DIRECTOR OF PLAYER ENGAGEMENT



CANDICE DOMINGUEZ
PLAYER ENGAGEMENT COORDINATOR

ATHLETIC TRAINING



RICK BURKHOLDER
VICE PRESIDENT OF SPORTS MEDICINE
AND PERFORMANCE



EVAN CRAFT
ASSISTANT ATHLETIC TRAINER



DAVID GLOVER
ASSISTANT ATHLETIC TRAINER



TIFFANY MORTON
ASSISTANT ATHLETIC TRAINER



JULIE FRYMYER
ASSISTANT ATHLETIC TRAINER

EQUIPMENT



ALLEN WRIGHT
EQUIPMENT DIRECTOR



CALE KIRBY
ASSISTANT EQUIPMENT MANAGER




HOLT MCKENNEY
ASSISTANT EQUIPMENT MANAGER



CHRIS SHROPSHIRE
ASSISTANT EQUIPMENT MANAGER



JAY WHITE
ASSISTANT EQUIPMENT MANAGER




NIKO BARBER
EQUIPMENT ASSISTANT




LOGAN LOVE
EQUIPMENT ASSISTANT

VIDEO



PAT BRAZIL
DIRECTOR OF VIDEO OPERATIONS



KEN RADINO
ASSISTANT VIDEO DIRECTOR



JOSH SCHMIDT
VIDEO ASSISTANT



ERICH CORCORAN
VIDEO ASSISTANT

GROUNDS CREW



TRAVIS HOGAN
DIRECTOR OF TURF MANAGEMENT




TYLER GOSNEY
GROUNDS CREW



TERRY LEE
LANDSCAPE AND FIELD MAINTENANCE



DOUG SCHALLENBERG
ASSISTANT GROUNDSKEEPER




ALEC WICKEY
GROUNDS CREW

STAFF



STAFF



AHMAD ABDELNASSAR
UTILITY MAINTENANCE



BOBBY ADAMSON
SENIOR MANAGER OF PARTNERSHIP STRATEGY



CAITLYN ALLEN
COMMUNITY OUTREACH OPERATIONS ADMINISTRATIVE ASSISTANT




JOHN ALLEN
UTILITY MAINTENANCE



SAMANTHA ANGEL
HUMAN RESOURCES & EMPLOYEE RELATIONS MANAGER



JEREMY ARMSTRONG
NETWORK ADMINISTRATOR



JACK BAGBY
CARPENTER



JOSEPH BAKER
PRODUCER




BRENT BARNES
LEAD APPLICATION DEVELOPER



JONATHAN BIRD
UTILITY MAINTENANCE



CALEB BISHOP
COPYWRITER



JOHN BISHOP
SKILLED MAINTENANCE



DALTON BLACKWELL
BUSINESS DEVELOPMENT ACCOUNT EXECUTIVE




DREW BLAIR
BUSINESS DEVELOPMENT ACCOUNT EXECUTIVE




KAYLA BOCK
STAFF ACCOUNTANT



BREEANN BOONE
UTILITY MAINTENANCE




LUCAS BOYD
EDITOR, SPECIAL PROJECTS



CHRIS BOYER
UTILITY MAINTENANCE



KADEN BRANNIN
BUSINESS DEVELOPMENT REPRESENTATIVE




MARTY BRASHEAR
SECURITY



AMANDA BRISSO
SENIOR BRAND DESIGNER



DAVID BRONSON
PREMIUM SALES MANAGER



DEXTER BROWN
UTILITY MAINTENANCE



SHERRI BROWN
ACCOUNTING ASSISTANT



TREI BROWN
UTILITY MAINTENANCE



KELSEY BROWNE
FINANCE AND BUSINESS INTELLIGENCE ANALYST



SHAUN BRUCE
UTILITY MAINTENANCE




NATHAN BRUNZIE
DIRECTOR OF DIGITAL MEDIA



EMILY CAPPS
CORPORATE EVENTS ASSISTANT EVENT MANAGER



JACQUELYN CARROLL
DIRECTOR OF EVENTS



CHAD CARSON
MANAGER OF TOURS AND EVENTS



CHUCK CASTELLANO
SENIOR DIRECTOR OF COMMUNITY
OUTREACH




SHELBY CLARK
CLIENT SERVICES MANAGER




JOSIAH COBB
HVAC TECH



KRISTIN CONLON
PAYROLL DIRECTOR



GLENN CONNELLY
DIRECTOR OF PRODUCTION



GARY COOPER
PAINTER




TRISHIE COSGRAVE
TICKETING DATA AND TECHNOLOGY
ANALYST




DALE COVEY
SECURITY OFFICER



RICHARD COX
SECURITY MANAGER




SAMUEL CRUSE
PREMIUM SALES MANAGER



JACOB CUEVAS
ACCOUNT EXECUTIVE



MEGHAN DAHIR
EVENT SERVICES COORDINATOR



MORGAN DANNEWITZ
CLIENT SERVICES MANAGER




MICHAEL DAVIDSON
ASSOCIATE HISTORIAN



JOSEPH DEFREES
HVAC TECHNICIAN



**EDITH
DEGRAFFENREID**
UTILITY MAINTENANCE



JACKSON DELAY
SENIOR MANAGER OF BRAND
MARKETING




**ELIZABETH
DEPASQUALE**
CLEANING AND CONVERSION
SUPERVISOR



MATT DIEMAND
PARTNERSHIP STRATEGY COORDINATOR




**BRANDON
DONALDSON**
STAFFING MANAGER



AARON DZABOFF
DATA SCIENTIST




CLAIRE EARLY
DIRECTOR OF PERFORMANCE
MARKETING



DON EDMONDSON
SKILLED MAINTENANCE



BAILEY EVANS
CORPORATE PARTNERSHIPS ACCOUNT
MANAGER



DAVID FELSEN
SPECIAL PROJECTS




BOYCE FIELDS
UTILITY MAINTENANCE




DAVID FINKEMEIER
UTILITY MAINTENANCE




SCOTT FLETCHER
DIRECTOR OF INFRASTRUCTURE



JASON FORESTER
SYSTEMS ADMINISTRATOR




TY FOWLER
DATA SYSTEMS MANAGER



JOHN FRANIUK
PLUMBER




JACK FRANKLIN
EVENT OPERATIONS COORDINATOR



BRANDEN FRASIER
ASSET ADMINISTRATOR



MARK FREEMAN
SKILLED MAINTENANCE



JACKSON FOSTER
UTILITY MAINTENANCE




MOLLY GARRETSON
STADIUM SERVICES COORDINATOR



JEFFREY GARRISON
BUSINESS DEVELOPMENT REPRESENTATIVE




BRYANNE GATEWOOD
CONVERSION COORDINATOR




SAM GEHLING
DIRECTOR OF BUSINESS DEVELOPMENT




JORDAN GIESLER
CREATIVE DIRECTOR



TERRY GINES
SECURITY OFFICER



XOCHITL GLASER
DIRECTOR OF FAN EXPERIENCE



SEAN GLASSBURN
UTILITY MAINTENANCE



NICK GOUGAS
GRAPHIC DESIGNER



LAUREN GRAMLICH
HUMAN RESOURCES GENERALIST




JARROD GRAVATT
STADIUM SERVICES CLEANING AND RECYCLING




MADISON GREEN
CORPORATE EVENTS ASSISTANT EVENT MANAGER



MARVELL GREEN
UTILITY MAINTENANCE



REVIS GRIGSBY
UTILITY MAINTENANCE




CHRIS GRIPPANDO
UTILITY MAINTENANCE



LUKE HAMMONTREE
DIGITAL MEDIA COORDINATOR



EMMA HARDEEMAN
FAN EXPERIENCE REPRESENTATIVE



COLBY HARRISON
DIRECTOR OF SAFETY AND EVENT SECURITY



JOE HELDER
DIRECTOR OF PRODUCTION, SPECIAL PROJECTS



BRYAN HILGEMANN
SECURITY OFFICER



ERIN HILLBRAND
ENVIRONMENTAL CLEANER



ERRON HOLLEY
EVENT OPERATIONS COORDINATOR




MITCH HOLTHUS
VOICE OF THE CHIEFS



KAITLYN HORNSBY
EXECUTIVE SUPPORT COORDINATOR



GREG HOUSER
FACILITIES ADMINISTRATION
COORDINATOR



KEVIN HUTSELL
SKILLED MAINTENANCE



TONYA IDEL
SENIOR PROJECT COST COORDINATOR




JESSICA JACOBS
UTILITY MAINTENANCE



ALAN JOHNSON
UTILITY MAINTENANCE



JUSTIN JOHNSON
DIRECTOR OF INFORMATION
TECHNOLOGY



DONTAE JONES
UTILITY MAINTENANCE



JENNIFER JONES
SR. DIRECTOR OF BRAND STRATEGY &
FAN DEVELOPMENT




WILLIAM JONES
UTILITY MAINTENANCE



YANCEY JONES
DIRECTOR OF PARTNERSHIP
DEVELOPMENT



BLAKE JORDAN
SECURITY



STEPHANIE JUDAH
DIRECTOR OF CHIEFS CHEERLEADERS



DAVID KELSEY
PRODUCER



KATIE KEMMERER
DIRECTOR OF BUSINESS OPERATIONS



SARAH KETTERING
FAN EXPERIENCE REPRESENTATIVE




SY KIM
SOFTWARE DEVELOPER II




PATRICK KLEPPER
SECURITY OFFICER



DONALD KINCAID
UTILITY MAINTENANCE



ABBEY KORTZ
CLEANING AND CONVERSION
SUPERVISOR



KIMBERLY KRUSE
DIRECTOR OF EVENT SALES



TRISTIN KUHN
PERFORMANCE MARKETING MANAGER




QUINTIN LASH
DIGITAL & SOCIAL ANALYST



SHERRI LATHROP
DIRECTOR OF ACCOUNTING



JULIE LAWLESS
UTILITY MAINTENANCE



CAAN LEE
SECURITY OFFICER



DANIEL LUKSA
PRODUCER




KINZIE LUTHRINGER
EVENT SALES ASSOCIATE



ATIPA MABONGA
INFLUENCER & CULTURE COORDINATOR




ALEX MARTIN
HUNT FAMILY FOUNDATION MANAGER



PATRICK MARTIN
DESKTOP SUPPORT ANALYST




DEVIN MASEK
BUSINESS DEVELOPMENT
REPRESENTATIVE



COSBY MAST
SECURITY OFFICER



ANTHONY MATTHIES
SENIOR DIRECTOR OF PREMIUM SALES



**JACQUELINE
MCMAHON**
ASSISTANT MANAGER OF SPECIAL
EVENTS




MATT MCMULLEN
SENIOR TEAM REPORTER



MEGAN MCMULLEN
DIRECTOR OF CLIENT SERVICES



DAN MEERS
KC WOLF



LISA MEHRER
SENIOR PAYROLL AND ACCOUNTING
COORDINATOR




CORBIN MEIER
ASSOCIATE PRODUCER



JOHN MEISSNER
ACCOUNT EXECUTIVE




ALEX MERRY
DIRECTOR OF SOCIAL MEDIA



CAROLYN MESSICK
HUMAN RESOURCES MANAGER




JAMIL MILLER
UTILITY MAINTENANCE



SAMUEL MINNICK
BUSINESS DEVELOPMENT
REPRESENTATIVE



PAT MITCHELL
PROJECT DIRECTOR MEP &
CONSTRUCTION




**MATTHEW
MONTGOMERY**
SENIOR ACCOUNT EXECUTIVE



LUCY MOONEY
CORPORATE PARTNERSHIPS ACCOUNT
MANAGER



DREW MORRIS
GRAPHIC DESIGNER



MARK NACPIL
MANAGER OF TICKET OPERATIONS



ZACH NIZOLEK
SENIOR MANAGER OF PARTNERSHIP
STRATEGY



MADDIE O'BRIEN
ENVIRONMENTAL CLEANER



CAITLIN PETIT
DIRECTOR OF EVENT SERVICES




**CHRISTOPHER
OLDENBURG**
BUSINESS DEVELOPMENT ACCOUNT
EXECUTIVE



ALYSSA OSHEIM
BRAND MARKETING COORDINATOR




DOUG PALMER
SECURITY



BRIAN PATERSON
SENIOR MANAGER OF STADIUM
SERVICES




**GELSOMINA
PICARIELLO**
DIRECTOR OF PROGRAMMING AND
PROJECT MANAGEMENT




ALEX PORTER
SECURITY OFFICER




ALAYNA POWELL
CLUB LEVEL AND CLEANING
COORDINATOR



ERIN PSAJDL
DATA SCIENTIST



KRISTEN PUGH
MANAGER OF PRODUCTION AND GAME ENTERTAINMENT



JOHN REARDON
MEP & CONSTRUCTION ENGINEER




BRIANNA RENO
SENIOR ACCOUNTANT



ELYSE RICIGLIANO
SALES & MARKETING PRODUCER



LEESA ROCKHOLD
ALUMNI RELATIONS & COMMUNITY ACTIVATION COORDINATOR



STEPHEN ROWE
SKILLED MAINTENANCE ELECTRICIAN



EMILY ROWLAND
PARTNERSHIP STRATEGY COORDINATOR



TONY RUSH
ENVIRONMENTAL CLEANER




KIM RUTTER
SENIOR ACCOUNTS PAYABLE COORDINATOR



BRADLEE RYUN
SKILLED TRADE ASSISTANT



STEVE SANDERS
DIRECTOR OF PHOTOGRAPHY



JUSTIN SAUSER
SENIOR DIRECTOR OF TICKET SALES AND OPERATIONS



MATT SCHULTE
ACCOUNTING MANAGER



ANDREW SCHUTTE
SENIOR DATA SCIENTIST




ANTHONY SHELTON
UTILITY MAINTENANCE




ERIC SHORT
PREMIUM SALES MANAGER




ISHMAEL SHUMATE
PHILANTHROPY AND COMMUNITY PROGRAMMING COORDINATOR



ROSETTA SHINAULT
SECURITY OFFICER



SHEILA SICKAU
YOUTH MARKETING MANAGER



BRIAN SLOAN
COURIER




CYNDI SLOAN
RECEPTIONIST




SCOTT SMITH
ELECTRICIAN



ANDREW SMITKA
SENIOR MANAGER OF YOUTH MARKETING



MARC SPARKS
SKILLED MAINTENANCE



RANDY SPEARMAN
SECURITY



MAGGIE SPRAGUE
FAN EXPERIENCE REPRESENTATIVE




CHRIS STATHOS
DIRECTOR OF PARTNERSHIP DEVELOPMENT




CALEB SUMMERS
IT SERVICE DESK TECHNICIAN I



REBECCA SWANK
BUSINESS INTELLIGENCE MANAGER




CHRIS SWATZELL
MANAGER OF SERVICE DELIVERY




DANNY THOMAN
CARPENTER



GABY TIMMEN
SOCIAL MEDIA MANAGER



ANNA TOBKIN
LEAD PRODUCER



GREG TONGE
SENIOR SOCIAL PRODUCER




JAMES TUCKER
SECURITY OFFICER




ABIGAIL TURLEY
ENVIRONMENTAL CLEANER




JENNIFER VANSPPARENTAK
DIRECTOR OF EVENT OPERATIONS



DANE VAN WHY
MANAGER OF PRODUCTION



SHANE VITTEINGL
UTILITY MAINTENANCE




MICHAEL WATERS
BUSINESS DEVELOPMENT ACCOUNT EXECUTIVE




STEVE WEISSMAN
SECURITY



DRAKE WELLS
CLEANING AND RECYCLING COORDINATOR




JEFF WHITE
DATA SCIENCE MANAGER



KURT WHITLOW
GROUP SALES MANAGER




MARK WILLIAMS
DIRECTOR OF SOLUTIONS DELIVERY



SEAN WILLIAMS
SECURITY




GARRETT WITTMAYER
STADIUM SITE MANAGER



BRANDON WOLFE
SERVICE DESK TECHNICIAN




AUSTIN WOOD
PRODUCER



TIMOTHY WOURMS
SECURITY OFFICER



ANTHONY WRIGHT
SECURITY OFFICER



BRADLEY YOUNG
DIRECTOR OF LIVE & GAME DAY PRODUCTION



LORI YOUNG
TICKET OPERATIONS COORDINATOR



2023 CHIEFS TRAINING CAMP



The Kansas City Chiefs returned to Missouri Western State University in St. Joseph, Missouri, for the 13th time to host 2023 Chiefs Training Camp presented by Mosaic Life Care. With the exception of a one-year hiatus caused by the coronavirus pandemic in 2020, the Chiefs have hosted training camp in St. Joseph every year since 2010.

In February 2020, the Chiefs and MWSU reached a three-year agreement to keep St. Joseph the summer home of the Chiefs through the 2022 season, and in March 2023, the parties exercised the agreement's two-year option to stay through 2024. As part of the agreement, Missouri Western made a number of updates to better serve Chiefs fans, the club, the community and Missouri Western students.



Most notably, this included the development of a new seating area on the north end of the existing practice fields. This, along with other improvements, were completed through a collaboration with the city of St. Joseph and Buchanan County. In addition, the university renovated Scanlon Hall in order to provide a better experience for Chiefs players, coaches and staff who use that dorm throughout the duration of training camp.

"We are thrilled to announce that we will return to Missouri Western State University and the St. Joseph community for another two years...We look forward to starting our 2023 season at Missouri Western again this summer," Chiefs President Mark Donovan said at the time of the announcement.

St. Joseph and Missouri Western are located approximately an hour north of GEHA Field at Arrowhead Stadium and roughly 35 minutes north of Kansas City International Airport. The community of 72,000 and Missouri Western have embraced the Chiefs since camp returned to the Show-Me State in 2010.

The Chiefs enjoy a number of amenities at the climate-controlled Griffon Indoor Complex, including state-of-the-art locker rooms, training rooms, meeting rooms, weight room facilities and a 120-yard indoor field. In addition to the indoor practice area, two 120-yard regulation NFL grass fields have been installed. The team also has access to the artificial surface of Craig Field at Spratt Memorial Stadium. Blum Union houses the team's dining hall and serves as the club's media headquarters.

The Missouri Development Finance Board approved a \$25 million tax credit in June of 2009 to help bring Chiefs Training Camp back to Missouri. Through the Hunt family's additional contributions to the GEHA Field at Arrowhead Stadium renovation project, the family and the Chiefs organization made a \$10 million investment toward the Griffon Indoor Complex at Missouri Western.



TRAINING CAMP SITES

HOST

New Mexico Military Institute
 Southern Methodist University
 William Jewell College
 University of Wisconsin - River Falls
Missouri Western State University
 The University of Kansas Health System Training Complex

LOCATION

Roswell, New Mexico
 Dallas, Texas
 Liberty, Missouri
 River Falls, Wisconsin
St. Joseph, Missouri
 Kansas City, Missouri

YEARS

1960
 1961-62
 1963-90
 1991-09
2010-19; 2021-22
 2020

CHIEFS PRESEASON TV -- A 65TPT PRODUCTION



Chiefs All-Pro QB Trent Green and NFL Network's Ari Wolfe are joined by NFL Network's Kimmi Chex and Chiefs Senior Team Reporter Matt McMullen as they headline the Chiefs Television Network preseason broadcasts. Chiefs 2023 preseason television broadcasts can be found on KSHB, the Home of the Chiefs. Chiefs preseason broadcasts will be seen in 13 different markets in an eight-state region. Produced by the award-winning Chiefs in-house production team, 65 Toss Power Trap Productions, and aired by KSHB in Kansas City, all preseason games will be available in high definition. All games will be streamed live on Chiefs.com and through the Chiefs Mobile app in-market only.

Green will serve as a color commentator, Wolfe will handle play-by-play and Chex will serve as a sideline analyst alongside McMullen.

Trent Green joined CBS Sports as a game analyst for CBS Television Network's coverage of THE NFL ON CBS in April 2014. Green concluded his 16-year NFL playing career in 2008 and launched his broadcasting career with FOX Sports in 2009. In six seasons with Kansas City (2001-06), Green established then-franchise career records for passer rating (87.3), completion percentage (61.9) and 300-yard games (24). A two-time winner of the Derrick Thomas Award as Kansas City's MVP (2003-04), Green threw for 21,459 yards and 118 TDs in a Chiefs uniform.

Ari Wolfe calls events for FS1, ESPN, Stadium Network, Tennis Channel, Pac-12 Networks, and NBC Sports. Additionally, he served as an anchor and reporter for NFL Network from 2009-2021. Wolfe is a two-time NBC Sports Olympic broadcaster and a two-time Emmy award winner for his work in college sports. Beginning in 2019, Wolfe became the play-by-play announcer for the Kansas City Chiefs preseason games, working alongside Trent Green. He previously called preseason games for the Philadelphia Eagles in 2005 and for the Minnesota Vikings from 2007-2011. For the 2014 NFL preseason, Wolfe called games with Kurt Warner for NFL Network broadcasts. His work in the NFL began in 2003, where he served as a sideline reporter for Fox Sports for three seasons.

Kimmi Chex is entering her second season on the club's preseason broadcast team in 2023. An on-air personality for NFL Media, Chex can be seen across multiple NFL platforms as a regular contributor and host for various shows and projects. Her work has focused extensively on fantasy football as well as entertainment coverage of NFL events, such as the Super Bowl, Pro Bowl and the NFL Draft. A Kansas City, Missouri, native, she originally joined the NFL as part of the league's junior rotational program, working in both the league's New York and Los Angeles offices as a business analyst after graduating from the University of Iowa with a degree in journalism and mass communication.

Matt McMullen joined the Chiefs in 2017 as an in-house reporter with a multimedia focus, contributing as a written, video and social content producer in addition to serving as an on-camera host and commentator. McMullen has assisted behind-the-scenes with the Chiefs' preseason productions over the years and 2023 will mark his third year as a sideline reporter for the broadcast.



65 TOSS POWER TRAP PRODUCTIONS



Ari Wolfe
Play-by-Play



Trent Green
Color Commentator



Kimmi Chex
Sideline Analyst



Matt McMullen
Sideline Reporter

CHIEFS PRESEASON TV AFFILIATES

| | |
|-----------|---------------------------------------------------------------------|
| KSHB | Kansas City, Mo., Kansas City, Kan. |
| KMOV | St. Louis, Mo. |
| KDSM | Des Moines, Iowa |
| KTUL | Tulsa, Okla. |
| KWCH | Wichita, Kan., Hutchison, Kan. |
| KNWA/KFTA | Ft. Smith, Ark., Fayetteville, Ark., Springdale, Ark., Rogers, Ark. |
| KMIZ/KQFX | Columbia, Mo., Jefferson City, Mo. |
| KSNF/KODE | Joplin, Mo., Pittsburg, Kan. |
| KQTV | St. Joseph, Mo. |
| KMTV | Omaha, Neb. |
| KOZL/KOLR | Springfield, Mo. |
| WIBW | Topeka, Kan. |
| KFVE | Honolulu, Hawaii |
| RTL | Germany |

CHIEFS RADIO NETWORK



The Chiefs Radio Network is one of the largest and highest rated in the National Football League, boasting more than 100 affiliates throughout 13 states. Anchored by the flagship station, 106.5 The Wolf (WDAF-FM), the Chiefs Radio Network will broadcast all 2023 Chiefs preseason, regular season and playoff games live.

One of the Midwest's most recognizable radio and television personalities, Mitch Holthus handles the play-by-play duties for the 30th-straight year, giving him more years of service than any other "Voice of the Chiefs" in team history. Entering 2023, Holthus has called a franchise-record 492 regular and postseason contests for Kansas City.

Holthus is a past president of the National Sportscasters and Sportswriters Association, an eight-time winner of the Kansas Sportscaster of the Year Award, a winner of the Missouri Sportscaster of the Year Award and has been inducted into both the Kansas Association of Broadcasters Hall of Fame (2008) and the Missouri Broadcasters Association Hall of Fame (2022). The Smith Center, Kansas, native also served as the voice of Kansas State athletics for 14 years from 1983-96. In addition to his Chiefs duties, he began his duties as the lead TV play-by-play broadcaster for FOX Sports coverage of the Missouri Valley Conference in 1995. In 2008, Holthus added TV play-by-play coverage of Big 12 basketball to his resume and continued to broadcast select Missouri Valley basketball contests.



Chiefs Chairman and CEO Clark Hunt celebrates Holthus' 400th career game, called on Oct. 1, 2018 at Empower Field at Mile High Stadium during Kansas City's 27-23 victory over the Broncos.

Former Chiefs wide receiver and current Ambassador Danan Hughes enters his fourth-campaign as the network's color commentator alongside Holthus in the booth in 2023. Hughes has been broadcasting football and baseball as part of the Big Ten Network since 2008, as well as Chiefs pregame and postgame shows on local television since 2014.

Entering his fourth season as the network's sideline reporter is Josh Klingler, a morning show host on 610 Sports Radio (KCSP-AM) who has been broadcasting collegiate athletics as a sideline reporter for the University of Kansas for more than 16 years and has been part of the local sports talk radio landscape for more than 18 years.

Dan Israel enters his 34th season serving as the Executive Producer of the Chiefs Radio Network. Israel can also be heard co-hosting pre-game and post-game segments and was inducted into the Kansas Association of Broadcaster's Hall of Fame in 2022.

"Voice of the Missouri State Bears" Art Hains enters his 16th season as anchor for the pre-game show, halftime and in-game reports. Hains' voice and talent have been an integral role in the highly rated programs since 2008. Hains was inducted to the Missouri Sports Hall of Fame in 2016 and the Missouri State University Hall of Fame in 2022.

VOICES OF THE CHIEFS

(Radio play-by-play announcers)

| | |
|---------------------|---------|
| Charlie Jones..... | 1960-62 |
| Merle Harmon..... | 1963 |
| Tom Hedrick..... | 1964-70 |
| Dick Carlson..... | 1971-73 |
| Ray Scott..... | 1974-75 |
| Al Wisk..... | 1976 |
| Tom Hopkins..... | 1977 |
| Wayne Larrivee..... | 1978-84 |
| Kevin Harlan..... | 1985-93 |
| Mitch Holthus..... | 1994-23 |



Mitch Holthus
Voice of the Chiefs



Danan Hughes
Color Commentator



Josh Klingler
Sideline Reporter



Dan Israel
Executive Producer / Co-host



2023 CHIEFS RADIO NETWORK AFFILIATE LIST

| | | | | |
|------------------------------------------------|-------------------------------------------------------------|-------------------------------------------------------------------|------------------------------------------------------------|---------------------------------------------------------------|
| ARKANSAS | HIAWATHA KFEQ/680 AM CLZA/101.3 FM KSJQ/92.7 FM | KENNER KNXX/104.9 FM | NEOSHO KBTN/1420 AM KBTN/100.1 FM KRAMD/990 AM | MADISON WJAG/780 AM WJAG/105.9 FM |
| CITY STATION | LITTLE ROCK KBZU/106.7 FM | | | McCOOK KXXX/790 AM |
| | MAMMOTH SPRING KAMS/95.1 FM | | | NEBRASKA CITY KFEQ/680 AM KOIL/1290 AM |
| COLORADO | HILL CITY KQNK/1530 AM KQNK/106.7 FM | MISSOURI | NEVADA KMDQ/1600 AM KOMB/103.9 FM | NORFOLK WJAG/780 AM WJAG/105.9 FM |
| CITY STATION | HUTCHINSON KWBW/1450 AM KWBW/98.5 FM | CITY STATION | NEW MADRID KCGQ/99.3 FM | NORTH BEND KFMT/105.5 FM |
| BURLINGTON KXXX/790 AM | IOLA KIKS/101.5 FM | AVA KCGQ/99.3 FM KKOZ/1430 AM KKOZ/92.1 FM | NOTTINGHILL KKOZ/1430 AM KKOZ/92.1 FM | NORTH PLATTE KUVR/1380 AM |
| LAMAR KGYN/1210 AM | JUNCTION CITY KJCK/1420 AM KJCK/107.9 FM | BETHANY KAAW/870 AM KAAN/95.5 FM KKWK/100.1 FM | O'FALLON KYRO/105.3 FM | OMAHA KOIL/1290 AM KRG1/106.9 FM KZDY/96.3 FM |
| PUEBLO KGYN/1210 AM | LIBERAL KGYN/1210 AM KGYN/106.3 FM | BETHEL KICK/97.9 FM | OSAGE BEACH KMYK/93.5 FM | RED CLOUD KZDY/96.3 FM |
| IOWA | MANHATTAN KMAN/1350 AM KMAN/93.3 FM | BONNE TERRE KFMD/1240 AM KICK/97.9 FM | OSCEOLA KXEA/104.9 FM | SUPERIOR KRG1/106.9 FM KZDY/96.3 FM |
| CITY STATION | MANKATO KZDY/96.3 FM | BOWLING GREEN KICK/97.9 FM | PARK HILLS KFMD/1240 AM | TRENTON KRDQ/100.3 FM |
| ALBIA KIIIC/96.7 FM | MARYSVILLE KCLY/100.9 FM | BRANSON KRZK/106.3 FM | PERRYVILLE KCGQ/99.3 FM | WEST POINT KFMT/105.5 FM |
| ATLANTIC KJAN/1220 AM KJAN/101.1 FM | MCPHERSON KMPK/96.7 FM | BROOKFIELD KDWD/99.1 FM | ROCK PORT KFEQ/680 AM | YORK KRG1/106.9 FM |
| BLOOMFIELD KRXL/94.5 FM | MEDICINE LODGE KQZQ/98.3 FM | CALIFORNIA KRLL/1420 AM | ROLLA KDAW/103.1 FM | |
| CENTERVILLE KRXL/94.5 FM | NORTON KQNK/1530 AM KQNK/106.7 FM | CAMDENTON KMYK/93.5 FM | SAINT PAUL KYRO/105.3 FM | NEW MEXICO |
| OTTUMWA KRXL/94.5 FM | OAKLEY KRDQ/100.3 FM | CAMERON KKWK/100.1 FM | SAVANNAH KSJQ/92.7 FM | CITY STATION |
| RED OAK KOIL/1290 AM | OBERLIN KRDQ/100.3 FM | CAPE GIRARDEAU KCGQ/99.3 FM | SEDALIA KMMO/1300 AM KMMO/102.9 FM | CLAYTON KGYN/1210 AM |
| SHENANDOAH KFEQ/680 AM | OSBORNE KZDY/96.3 FM | CARTHAGE KHST/101.7 FM KRMO/990 AM | SIKESTON KCGQ/99.3 FM | |
| SIoux CITY KSCJ/1360 AM KSCJ/94.9 FM | OXFORD KQNK/1530 AM KQNK/106.7 FM | CHILICOTHE KDWD/99.1 FM | SPRINGFIELD KKLH/104.7 FM | OKLAHOMA |
| SOUTH CENTRAL IOWA KIIIC 96.7 FM | PARSONS KLCG/1540 AM KLCG/93.5 FM | CLINTON KXEA/104.9 FM | ST. JOSEPH KFEQ/680 AM | CITY STATION |
| ILLINOIS | PHILLIPBURG KQNK/1530 AM KQNK/106.7 FM | COLUMBIA KCMQ 96.7 FM | ST. LOUIS KMOX/1120 AM | BARTLESVILLE KGGF/690 AM |
| CITY STATION | PITTSBURG KKOW/860 AM KKOW/106.1 FM | EDINA KRXL/94.5 FM | THAYER KAMS/95.1 FM | GUYMON KGYN/1210 AM KGYN/106.3 FM |
| CARBONDALE KCGQ/99.3 FM | PITTSBURG KKOW/860 AM | ELSBERRY KYRO/1280 AM | TIGHTWAD KXEA/104.9 FM | MIAMI KKOW/860 AM |
| PITTSFIELD WBBA/97.5 FM | PRAATT KMMM/1290 AM KSOB/96.7 FM | EOLIA KYRO/1280 AM | TRENTON KKWK/100.1 FM | OKLAHOMA CITY KINB 105.3 FM |
| QUINCY KICK/97.9 FM | RUSSELL KZRS/107.9 FM | FARMINGTON KFMD/1240 AM | TROY KYRO/1280 AM KYRO/105.3 FM | STILLWATER KGGF/690 AM KINB/105.3 FM KNSS/1330 AM |
| KANSAS | SALINA KINA/910 AM KINA/107.5 FM | FORT LEONARD WOOD KOZQ/102.3 FM | UNIONVILLE KRXL/94.5 FM | |
| CITY STATION | SENECA KLZA/101.3 FM KMZA/92.1 FM | HANNIBAL KICK/97.9 FM | WARRENTON KYRO/1280 AM | SOUTH DAKOTA |
| ABILENE KSKG/99.9 FM | SMITH CENTER KZDY/96.3 FM | ICONIUM KXEA/104.9 FM | WARSAW KXEA/104.9 FM | CITY STATION |
| ALMA KQNK/1530 AM KQNK/106.7 FM | STOCKTON KQNK/1530 AM KQNK/106.7 FM | JEFFERSON CITY KCMQ/96.7 FM KWOS/950 AM KWOS/104.5 FM | WAYNESVILLE KOZQ/102.3 FM | YANKTON KYNT/1450 AM |
| ATCHISON KFEQ/680 AM KSJQ/92.7 FM | TOPEKA WIBW/580 AM WIBW/104.9 FM | JOPLIN KHST/101.7 FM KKOW/860 AM | WENTZVILLE KYRO/1280 AM KYRO/105.3 FM | |
| ATWOOD KRDQ/100.3 FM | TRIBUNE KGYN/1210 AM | KANSAS CITY WDAF/106.5 FM | WHITEMAN AFB KSDL/92.3 FM | TEXAS |
| BELDIT KZDY/96.3 FM | WAMEGO KMAN/93.7 FM | KNOB NOSTER KSDL/92.3 FM | WINFIELD KYRO/1280 AM KYRO/105.3 FM | CITY STATION |
| BREWSTER KRDQ/100.3 FM | WASHINGTON KCLY/100.9 FM | KIRKSVILLE KRXL/94.5 FM | WRIGHT CITY KYRO/105.3 FM | ABILENE KTJK/101.7 FM-HD3 KWKC/1340 AM |
| CAWKER CITY KZDY/96.3 FM | WICHITA KNSS/1330 AM KNSS/98.7 FM | LAMAR KHST/101.7 FM | | AMARILLO KGYN/1210 AM KIKZ/940 AM |
| CHANUTE KIKS/101.5 FM KKOW/860 AM | | LEBANON KKLH/104.7 FM | NEBRASKA | LUBBOCK KKL/98.1 FM |
| CLAY CENTER KCLY/100.9 FM | | LOWRY CITY KXEA/104.9 FM | CITY STATION | |
| COFFEYVILLE KGGF/690 AM | | MACON KIRK/99.9 FM | CEDAR BLUFFS KFMT/105.5 FM | |
| COLBY KRDQ/100.3 FM KXXX/790 AM | | MANSFIELD KKOZ/1430 AM KKOZ/92.1 FM | COLUMBUS KRG1/106.9 FM | |
| CONCORDIA KCLY/100.9 FM KNCK/94.9 FM | | MARCELINE KDWD/99.1 FM | FALLS CITY KLZA/101.3 FM | |
| DODGE CITY KGBK/98.9 FM | | MARSHALL KMMO/1300 AM KMMO/102.9 FM | FREEMONT KFMT/105.5 FM | |
| EMPORIA KVOE/101.7 FM | | MARYVILLE KFEQ/680 AM KKWK/100.1 FM KSJQ/92.7 FM | GRAND ISLAND KRG1/1430 AM KRG1/106.9 FM | |
| FORT SCOTT KMDQ/1600 AM KOMB/103.9 FM | KENTUCKY | MEXICO KDWD/99.1 FM | HASTINGS KRG1/1430 AM KRG1/106.9 FM | |
| GARDEN CITY KGBK/98.9 FM | CITY STATION | MOBERLY KIRK/99.9 FM | HOLDREDGE KUVR/1380 AM KUVR/96.9 FM | |
| GIRARD KSEK/99.1 FM | LOUISIANA | MONETT KRAMD/990 AM | KEARNEY KRG1/1430 AM KRG1/106.9 FM | |
| GREAT BEND KVG8/104.3 FM | CITY STATION | MONROE CITY KICK/97.9 FM | KUVR/1380 AM KUVR/96.9 FM | |
| HAYS KFIX/96.9 FM | BATON ROUGE WNXX/104.5 FM | MOSCOW MILLS KYRO/105.3 FM | LINCOLN KFOR/1240 AM KFOR/103.3 FM | |
| | DONALDSONVILLE KNXX/104.9 FM | MT. VERNON KRMO/990 AM | | |

TICO SPORTS - CHIEFS SPANISH FOOTBALL RADIO NETWORK

In 2023, the Tico Sports Spanish broadcast team enters its eighth season as the Spanish broadcast partner of the Kansas City Chiefs.

A native of Juárez, Chihuahua, Enrique “Kike” Morales, handles the play-by-play duties. Kike also provided broadcast duties for the former Kansas City Wizards.

Oscar “El Tico” Monterroso enters his eighth season as Executive Producer and Color Commentator. Oscar is an accomplished veteran mass media journalist and owner of a multi-media production company, Tico Productions, LLC | Tico Sports.

Kike and Oscar have extended their Spanish broadcast duo duties recently to include the University of Kansas Jayhawks football and basketball teams and the University of Nebraska Cornhuskers football team.

Hannah Bassham enters her eighth season as the crew’s sideline reporter. A graduate of Texas Christian University, Hannah graduated law school with her J.D. from The University of Missouri-Kansas City and is studying for her MBA. She remains one of the few Spanish-speaking female sideline reporters in professional sports.

Executive Director CiCi Rojas brings 20-plus years of corporate client cultivation and media engagement experience to the broadcast. Rojas serves on several local and national boards that positively contribute to the Kansas City region.

The Kansas City Chiefs Spanish broadcasts can be heard on “1030 Real Country” KCWJ (1030 AM) in Kansas City, KSSA “La Ke Buena” (105.9 FM) in Garden City and KGHF “La Raza” (102.5 FM/99.7 HD2) in Wichita. All games are streamed on the Chiefs Mobile app (restrictions apply), Tico Sports website and NFL Game Pass (membership required).



Kike Morales
Play-By-Play



Hannah Bassham
Sideline Reporter



Oscar Monterroso
Executive Producer/
Color Commentator



CiCi Rojas
Executive Director



2023 ROSTER





NICK ALLEGRETTI



GUARD #73

ILLINOIS

5TH YEAR IN THE NFL

5TH YEAR WITH THE CHIEFS

HEIGHT: 6'4"
WEIGHT: 310 LBS
DRAFTED: D7-19
BIRTHDAY: 4/21/96

👁 Fifth-year offensive lineman enters his fifth season with the Chiefs in 2023.

👁 Originally entered the NFL as a seventh-round pick (216th overall) by the Kansas City Chiefs in the 2019 NFL Draft.

👁 Allegretti marked the first time in four years that the Chiefs made a selection in the 7th round of the NFL Draft. The Chiefs

did not select in the 7th round in 2016, 2017 or 2018.

Transactions:

Re-signed with Kansas City (3/17/23) ... Originally entered the NFL as a seventh-round pick (216th overall) by the Kansas City Chiefs in the 2019 NFL Draft.

COLLEGE

Appeared in 48 games (36 starts) for the University of Illinois ending his career with 36 consecutive starts ... Two-time team captain in 2017 and 2018 ... Two-time Big Ten Sportsmanship Award winner ... Named 2018 All-Big Ten second team by the media ... During his senior season in 2018, allowed only one QB hit and zero sacks in 394 drop backs according to PFF ... Redshirted his freshman year in 2014.

PERSONAL

👁 Attended Lincoln-Way East (Ill.) High School, where he did not allow a sack during his entire junior and senior seasons.

👁 Consensus first-team All-State and Chicago Sun-Times All-Area in 2013 after anchoring an offense that averaged over 30 points per game and reached the IHSA class 7A quarterfinals.

👁 Three-time All-Southwest Suburban Blue selection.

👁 Four-year letterwinner in wrestling, finishing with a 45-2 record and placed third in class 3A in 2014.

👁 Earned a bachelor's degree in accountancy in Dec. 2017 and a master's degree in recreation, sport and tourism in May 2019.

👁 Became a first-time father the morning of Super Bowl LVII when wife, Christina, gave birth to the couples' twins.

NICK ALLEGRETTI'S NFL REGULAR SEASON STATISTICS

| DATE | TEAM | GP | GS |
|-------------------|--------|-----------|-----------|
| 2019 | Chiefs | 7 | 0 |
| 2020 | Chiefs | 16 | 9 |
| 2021 | Chiefs | 17 | 0 |
| 2022 | Chiefs | 17 | 3 |
| NFL TOTALS | | 57 | 12 |

NICK ALLEGRETTI'S NFL POSTSEASON STATISTICS

| DATE | TEAM | GP | GS |
|-------------------|--------|-----------|----------|
| 2019 | Chiefs | 3 | 0 |
| 2020 | Chiefs | 3 | 3 |
| 2021 | Chiefs | 3 | 0 |
| 2022 | Chiefs | 3 | 0 |
| NFL TOTALS | | 12 | 3 |

2019 GAME-BY-GAME REGULAR-SEASON STATISTICS (CHIEFS)

| DATE | OPPONENT | P/S | | W/L | SCORE |
|--------------------|-------------|------------|----------|-------------|-------|
| 09/08 | at Jaguars | | INACTIVE | W | 40-26 |
| 09/15 | at Raiders | | INACTIVE | W | 28-10 |
| 09/22 | Ravens | | INACTIVE | W | 33-28 |
| 09/29 | at Lions | | INACTIVE | W | 34-30 |
| 10/06 | Colts | | INACTIVE | L | 13-19 |
| 10/13 | Texans | P | | L | 24-31 |
| 10/17 | at Broncos | P | | W | 30-6 |
| 10/27 | Packers | P | | L | 24-31 |
| 11/03 | Vikings | P | | W | 26-23 |
| 11/10 | at Titans | P | | L | 32-35 |
| 11/18 | at Chargers | | INACTIVE | W | 24-17 |
| 12/01 | Raiders | | INACTIVE | W | 40-9 |
| 12/08 | at Patriots | | INACTIVE | W | 23-16 |
| 12/15 | Broncos | | INACTIVE | W | 23-3 |
| 12/22 | at Bears | P | | W | 26-3 |
| 12/29 | Chargers | P | | W | 31-21 |
| 2019 TOTALS | | 7-0 | | 12-4 | |

2020 GAME-BY-GAME REGULAR-SEASON STATISTICS (CHIEFS)

| DATE | OPPONENT | P/S | | W/L | SCORE |
|--------------------|---------------|-------------|--|-------------|--------|
| 09/10 | Texans | P | | W | 34-20 |
| 09/20 | at Chargers | P | | W | 23-20+ |
| 09/28 | at Ravens | P | | W | 34-20 |
| 10/05 | Patriots | P | | W | 26-10 |
| 10/11 | Raiders | P | | L | 32-40 |
| 10/19 | at Bills | P | | W | 26-17 |
| 10/25 | at Broncos | S | | W | 43-16 |
| 11/01 | Jets | S | | W | 35-9 |
| 11/08 | Panthers | S | | W | 33-31 |
| 11/22 | at Raiders | S | | W | 35-31 |
| 11/29 | at Buccaneers | S | | W | 27-24 |
| 12/06 | Broncos | S | | W | 22-16 |
| 12/13 | at Dolphins | S | | W | 33-27 |
| 12/20 | at Saints | S | | W | 32-29 |
| 12/27 | Falcons | S | | W | 17-14 |
| 01/03 | Chargers | P | | L | 21-38 |
| 2020 TOTALS | | 16-9 | | 14-2 | |

+ - Overtime

2021 GAME-BY-GAME REGULAR-SEASON STATISTICS (CHIEFS)

| DATE | OPPONENT | P/S | | W/L | SCORE |
|--------------------|------------------|-------------|--|-------------|--------|
| 09/12 | Browns | P | | W | 33-29 |
| 09/19 | at Ravens | P | | L | 35-36 |
| 09/26 | Chargers | P | | L | 24-30 |
| 10/03 | at Eagles | P | | W | 42-30 |
| 10/10 | Bills | P | | L | 20-38 |
| 10/17 | at Football Team | P | | W | 31-13 |
| 10/24 | at Titans | P | | L | 3-27 |
| 11/01 | Giants | P | | W | 20-17 |
| 11/07 | Packers | P | | W | 13-7 |
| 11/14 | at Raiders | P | | W | 41-14 |
| 11/21 | Cowboys | P | | W | 19-9 |
| 12/05 | Broncos | P | | W | 22-9 |
| 12/12 | Raiders | P | | W | 48-9 |
| 12/16 | at Chargers | P | | W | 34-28+ |
| 12/26 | Steelers | P | | W | 36-10 |
| 01/02 | at Bengals | P | | L | 31-34 |
| 01/08 | at Broncos | P | | W | 28-24 |
| 2021 TOTALS | | 17-0 | | 12-5 | |

+ - Overtime

2022 GAME-BY-GAME REGULAR-SEASON STATISTICS (CHIEFS)

| DATE | OPPONENT | P/S | W/L | SCORE |
|--------------------|---------------|-------------|-------------|--------|
| 09/11 | at Cardinals | P | W | 44-21 |
| 09/15 | Chargers | P | W | 27-24 |
| 09/25 | at Colts | P | L | 17-20 |
| 10/02 | at Buccaneers | P | W | 41-31 |
| 10/10 | Raiders | S | W | 30-29 |
| 10/16 | Bills | P | L | 20-24 |
| 10/23 | at 49ers | P | W | 44-23 |
| 11/06 | Titans | P | W | 20-17+ |
| 11/13 | Jaguars | P | W | 27-17 |
| 11/20 | at Chargers | P | W | 30-27 |
| 11/27 | Rams | S | W | 26-10 |
| 12/04 | at Bengals | S | L | 24-27 |
| 12/11 | at Broncos | P | W | 34-28 |
| 12/18 | at Texans | P | W | 30-24+ |
| 12/24 | Seahawks | P | W | 24-10 |
| 01/01 | Broncos | P | W | 27-24 |
| 01/07 | at Raiders | P | W | 31-13 |
| 2022 TOTALS | | 17-3 | 14-3 | |

+ - Overtime

2019 GAME-BY-GAME POSTSEASON STATISTICS (CHIEFS)

| DATE | OPPONENT | P/S | W/L | SCORE |
|--------------------|----------|------------|------------|-------|
| 01/12 | Texans | P | W | 51-31 |
| 01/19 | Titans | P | W | 35-24 |
| 02/02 | 49ers | P | W | 31-20 |
| 2019 TOTALS | | 3-0 | 3-0 | |

2020 GAME-BY-GAME POSTSEASON STATISTICS (CHIEFS)

| DATE | OPPONENT | P/S | W/L | SCORE |
|--------------------|---------------|------------|------------|-------|
| 01/17 | Browns | S | W | 22-17 |
| 01/24 | Bills | S | W | 38-24 |
| 02/07 | at Buccaneers | S | L | 9-31 |
| 2020 TOTALS | | 3-3 | 2-1 | |

2021 GAME-BY-GAME POSTSEASON STATISTICS (CHIEFS)

| DATE | OPPONENT | P/S | W/L | SCORE |
|--------------------|----------|------------|------------|--------|
| 01/16 | Steelers | P | W | 42-21 |
| 01/23 | Bills | P | W | 42-36+ |
| 01/30 | Bengals | P | L | 24-27+ |
| 2021 TOTALS | | 3-0 | 2-1 | |

+ - Overtime

2022 GAME-BY-GAME POSTSEASON STATISTICS (CHIEFS)

| DATE | OPPONENT | P/S | W/L | SCORE |
|--------------------|-----------|------------|------------|-------|
| 01/21 | Jaguars | P | W | 27-20 |
| 01/29 | Bengals | P | W | 23-20 |
| 02/12 | at Eagles | P | W | 38-35 |
| 2022 TOTALS | | 3-0 | 3-0 | |



FELIX ANUDIKE-UZOMAH

DEFENSIVE END #97
KANSAS STATE



ROOKIE

HEIGHT: 6'4"
WEIGHT: 255 LBS
DRAFTED: D1-23
BIRTHDAY: 1/24/02

📌 Rookie defensive end enters his first season with the Chiefs in 2023.

📌 Originally entered the NFL as a first-round pick (31st overall) by the Kansas City Chiefs in the 2023 NFL Draft.

Transactions:

Originally entered the NFL as a first-round pick (31st overall) by the Kansas City Chiefs in the 2023 NFL Draft.

COLLEGE

Saw time in 32 games with 27 starts for Kansas State ... Finished his Wildcat career tied for sixth in school history in career sacks (20.5), while he tied for fourth in career forced fumbles (eight) ... The second player in school history to tally three games with 3.0 or more sacks (DL Nyle Wiren) ... Left college football ranking fourth nationally and topped in the Big 12 among active players in forced fumbles per game (0.25), while he was sixth nationally and topped in the Big 12 in sacks per game (0.64) ... Received the following awards and honors: 2022 Lott IMPACT Trophy Finalist, 2022 Ted Hendricks Award Finalist, 2022 Second Team All-American (Walter Camp, FWA, AFCA, CBS Sports), 2022 Third Team All-American (Associated Press), 2022 Chuck Bednarik Award Semifinalist, 2022 Rotary Lombardi Award Semifinalist, 2022 Big 12 Defensive Player of the Year (Coaches, AP), 2022 Big 12 Defensive Lineman of the Year (Coaches), 2022 Bronko Nagurski Trophy watch list, 2022 Lombardi Award watch list, 2021-22 First Team All-Big 12 (Coaches, Associated Press), 2022 Lott IMPACT Trophy Player of the Week (Texas Tech), 2021 Third Team All-American (Phil Steele), 2021 Big 12 co-Defensive Lineman of the Year (Coaches), 2021 Honorable Mention Big 12 Def. Player of the Year (Coaches), 2021 Walter Camp National Defensive Player of the Week (TCU), 2021 Bednarik Award Player of the Week (TCU), 2021 Bronko Nagurski Trophy Player of the Week (TCU), 2021 Big 12 Defensive Player of the Week (TCU), 2021 Big 12 Newcomer of the Week (Southern Illinois) and 2021 Ted Hendricks Award watch list.

PERSONAL

- 📌 Played at Lee's Summit High School under Head Coach Eric Thomas.
- 📌 Picked up first team all-state honors a senior from the Missouri Football Coaches Association (MFCA) and the Missouri state media, while he was a second-team pick by the MFCA as a junior.
- 📌 Earned all-district honors his final three seasons from the MFCA.
- 📌 Carded 184 tackles, 55 tackles for loss and 13.0 sacks over his three-year career.
- 📌 Had 77 tackles as a junior, 20 of which went for a loss.
- 📌 Also totaled 20 TFLs as a sophomore.
- 📌 Recorded five sacks as both a junior and senior.
- 📌 Born in Kansas City, Mo.
- 📌 Son of Felix and Cynthia Uzomah.
- 📌 Has one brother, Celestine, and two sisters, Destiny and Vanessa.
- 📌 Majored in social sciences.



BLAKE BELL



TIGHT END #81
OKLAHOMA

9TH YEAR IN THE NFL

4TH YEAR WITH THE CHIEFS

HEIGHT: 6'6"
WEIGHT: 252 LBS
DRAFTED: FA-21
BIRTHDAY: 8/7/91

▶ Ninth-year tight end enters his fourth season with the Chiefs in 2023.

▶ Originally entered the NFL as the first of three fourth-round picks (117th overall) by the San Francisco 49ers in the 2015 NFL Draft.

Re-signed with Kansas City (3/24/23) ... Re-signed with Kansas City (3/24/22) ... Signed with Kansas City (3/18/21) ... Signed with Dallas (3/25/20) ... Signed with Kansas City (4/2/19) ... Signed with Jacksonville (10/16/18) ... Released by Minnesota (9/1/18) ... Acquired via waivers by Minnesota (9/3/17) ... Released by San Francisco (9/2/17) ... Originally entered the NFL as the first of three fourth-round picks (117th overall) by the San Francisco 49ers in the 2015 NFL Draft.

Transactions:

COLLEGE

Played in 43 games (16 starts) for the Oklahoma Sooners ... Started his career at quarterback before moving to tight end as a senior ... Played in 31 games (eight starts) at quarterback and completed 150 of 253 attempts (59.3 pct.) for 1,763 yards, with 12 touchdowns and six interceptions while adding 627 yards and 24 touchdowns on 177 carries ... As a tight end, played in 12 games (eight starts) and registered 16 receptions for 214 yards and four touchdowns ... Earned Oklahoma's Bob Kalsu Award as a senior, which is given annually to a member of the team who personifies Kalsu's spirit of leadership, serving as a motivator and role model for his teammates ... Also earned second-team Academic All-Big 12 honors ... As a sophomore, named first-team Academic All-Big 12 ... As a freshman, rushed for 171 yards and 13 touchdowns on 44 carries ... His 13 touchdowns broke the school record for rushing touchdowns by a freshman quarterback ... He sat out his first year on campus as a redshirt in 2010.

PERSONAL

- ▶ Attended Bishop Carroll (Wichita, Kan.) High School where he threw for 2,752 yards and 32 touchdowns while rushing for 839 yards as a senior.
- ▶ As a junior, threw for 3,240 yards and 27 touchdowns.
- ▶ His father, Mark, played TE/DE in the NFL from 1979-84 for the Seattle Seahawks, Baltimore Colts and Indianapolis Colts.
- ▶ His uncle, Mike, played DE for the Kansas City Chiefs from 1979-91.
- ▶ Hometown: Wichita, Kan.

BLAKE BELL'S NFL REGULAR SEASON RUSHING/RECEIVING STATISTICS

| DATE | TEAM | GP | GS | RECEIVING | | | | | RUSHING | | | | |
|-----------------------------------------------------|--------------|------------|-----------|-----------|------------|-------------|-----------|----------|----------|-----------|------------|----------|----------|
| | | | | NO. | YDS. | AVG. | LG | TD | NO. | YDS. | AVG. | LG | TD |
| 2015 | 49ers | 14 | 5 | 15 | 186 | 12.4 | 48 | 0 | 0 | 0 | 0.0 | 0 | 0 |
| 2016 | 49ers | 13 | 0 | 4 | 85 | 21.3 | 45 | 0 | 0 | 0 | 0.0 | 0 | 0 |
| 2017 | Vikings | 13 | 3 | 3 | 19 | 6.3 | 12 | 0 | 0 | 0 | 0.0 | 0 | 0 |
| 2018 | Vikings | 0 | 0 | 0 | 0 | 0.0 | 0 | 0 | 0 | 0 | 0.0 | 0 | 0 |
| Went from Minnesota to Jacksonville . | | | | | | | | | | | | | |
| 2018 | Jaguars | 10 | 4 | 8 | 67 | 8.4 | 16 | 0 | 0 | 0 | 0.0 | 0 | 0 |
| 2018 | TOTAL | 10 | 4 | 8 | 67 | 8.4 | 16 | 0 | 0 | 0 | 0.0 | 0 | 0 |
| 2019 | Chiefs | 15 | 7 | 8 | 67 | 8.4 | 30 | 0 | 0 | 0 | 0.0 | 0 | 0 |
| 2020 | Cowboys | 16 | 2 | 11 | 110 | 10.0 | 24 | 0 | 1 | 2 | 2.0 | 2 | 0 |
| 2021 | Chiefs | 16 | 5 | 9 | 87 | 9.7 | 24 | 0 | 4 | 10 | 2.5 | 3 | 0 |
| 2022 | Chiefs | 3 | 1 | 2 | 20 | 10.0 | 17t | 1 | 0 | 0 | 0.0 | 0 | 0 |
| NFL TOTALS | | 100 | 27 | 60 | 641 | 10.7 | 48 | 1 | 5 | 12 | 2.4 | 3 | 0 |



BLAKE BELL'S NFL POSTSEASON RUSHING/RECEIVING STATISTICS

| DATE | TEAM | GP | GS | RECEIVING | | | | | RUSHING | | | | |
|-------------------|---------|----------|----------|-----------|-----------|------------|----------|----------|----------|----------|------------|----------|----------|
| | | | | NO. | YDS. | AVG. | LG | TD | NO. | YDS. | AVG. | LG | TD |
| 2017 | Vikings | 0 | 0 | 0 | 0 | 0.0 | 0 | 0 | 0 | 0 | 0.0 | 0 | 0 |
| 2019 | Chiefs | 3 | 0 | 3 | 24 | 8.0 | 9 | 1 | 0 | 0 | 0.0 | 0 | 0 |
| 2021 | Chiefs | 3 | 1 | 1 | 3 | 3.0 | 3 | 0 | 0 | 0 | 0.0 | 0 | 0 |
| 2022 | Chiefs | 1 | 0 | 1 | 4 | 4.0 | 4 | 0 | 0 | 0 | 0.0 | 0 | 0 |
| NFL TOTALS | | 7 | 1 | 5 | 31 | 6.2 | 9 | 1 | 0 | 0 | 0.0 | 0 | 0 |

BLAKE BELL'S NFL REGULAR SEASON RETURN STATISTICS

| DATE | TEAM | KICKOFF RETURNS | | | | | PUNT RETURNS | | | | | |
|-----------------------------------------------------|--------------|-----------------|----------|------------|----------|----------|--------------|----------|----------|------------|----------|----------|
| | | RET. | YDS. | AVG. | LG | TD | NO. | FC | YDS. | AVG. | LG | TD |
| 2015 | 49ers | 0 | 0 | 0.0 | 0 | 0 | 0 | 0 | 0 | 0.0 | 0 | 0 |
| 2016 | 49ers | 0 | 0 | 0.0 | 0 | 0 | 0 | 0 | 0 | 0.0 | 0 | 0 |
| 2017 | Vikings | 0 | 0 | 0.0 | 0 | 0 | 0 | 0 | 0 | 0.0 | 0 | 0 |
| 2018 | Vikings | 0 | 0 | 0.0 | 0 | 0 | 0 | 0 | 0 | 0.0 | 0 | 0 |
| Went from Minnesota to Jacksonville . | | | | | | | | | | | | |
| 2018 | Jaguars | 1 | 9 | 9.0 | 9 | 0 | 0 | 0 | 0 | 0.0 | 0 | 0 |
| 2018 | TOTAL | 1 | 9 | 9.0 | 9 | 0 | 0 | 0 | 0 | 0.0 | 0 | 0 |
| 2019 | Chiefs | 0 | 0 | 0.0 | 0 | 0 | 0 | 0 | 0 | 0.0 | 0 | 0 |
| 2020 | Cowboys | 0 | 0 | 0.0 | 0 | 0 | 0 | 0 | 0 | 0.0 | 0 | 0 |
| 2021 | Chiefs | 0 | 0 | 0.0 | 0 | 0 | 0 | 0 | 0 | 0.0 | 0 | 0 |
| 2022 | Chiefs | 0 | 0 | 0.0 | 0 | 0 | 0 | 0 | 0 | 0.0 | 0 | 0 |
| NFL TOTALS | | 1 | 9 | 9.0 | 9 | 0 | 0 | 0 | 0 | 0.0 | 0 | 0 |

BLAKE BELL'S NFL POSTSEASON RETURN STATISTICS

| DATE | TEAM | KICKOFF RETURNS | | | | | PUNT RETURNS | | | | | |
|-------------------|---------|-----------------|----------|------------|----------|----------|--------------|----------|----------|------------|----------|----------|
| | | RET. | YDS. | AVG. | LG | TD | NO. | FC | YDS. | AVG. | LG | TD |
| 2017 | Vikings | 0 | 0 | 0.0 | 0 | 0 | 0 | 0 | 0 | 0.0 | 0 | 0 |
| 2019 | Chiefs | 0 | 0 | 0.0 | 0 | 0 | 0 | 0 | 0 | 0.0 | 0 | 0 |
| 2021 | Chiefs | 0 | 0 | 0.0 | 0 | 0 | 0 | 0 | 0 | 0.0 | 0 | 0 |
| 2022 | Chiefs | 0 | 0 | 0.0 | 0 | 0 | 0 | 0 | 0 | 0.0 | 0 | 0 |
| NFL TOTALS | | 0 | 0 | 0.0 | 0 | 0 | 0 | 0 | 0 | 0.0 | 0 | 0 |

SINGLE-GAME HIGHS: RUSHING/RECEIVING

| | |
|-----------------------------------------------------------------------------------------------------------------------------------------------------------------------------------------------------------------------------------------------------------------------------------------------------------------------------------------------------------------------------------------------------------------------------------------------------------------------------------------------------------------------------------------------------------------------------------------------------------------------------------------------------------------------------------------------------------------------------------------------------------------------------------------------------------------------------------------------------------------------------------------------------------------------------------------------------------------------------------------------------------------------------------------------------------------------------------------------------------------------------------------------------------------------------------------------------------------------------------------------------------------------------------------------------------------------------------------------------------------|------------------------------------------------------------------------------------------------------------------------------------------------------------------------------------------------------------------------------------------------------------------------------------------------------------------------------------------------------------------------------------------------------------------------------------------------------------------------------------------------------------------------------------------------------|
| <p>Rush Attempts 1 at Cincinnati, Jan 02, 2022 1 at L.A. Chargers, Dec 16, 2021 1 at Las Vegas, Nov 14, 2021 ...2 more at 1.</p> <p>Rushing Yards 3 at L.A. Chargers, Dec 16, 2021 3 at Las Vegas, Nov 14, 2021 2 at Cincinnati, Jan 02, 2022 2 vs. Cleveland, Sep 12, 2021 ...1 more at 2.</p> <p>Longest Runs 3 at L.A. Chargers, Dec 16, 2021 3 at Las Vegas, Nov 14, 2021 2 at Cincinnati, Jan 02, 2022 2 vs. Cleveland, Sep 12, 2021 ...1 more at 2.</p> <p>Receptions 4 vs. Cincinnati, Dec 20, 2015 3 at Cincinnati, Jan 02, 2022 3 at Cleveland, Dec 13, 2015 3 vs. Arizona, Nov 29, 2015 2 vs. Cleveland, Oct 04, 2020 ...6 more at 2.</p> <p>Receiving Yards 67 vs. Arizona, Nov 29, 2015 49 at Cleveland, Dec 13, 2015 45 at Atlanta, Dec 18, 2016 43 vs. Cincinnati, Dec 20, 2015 41 vs. Denver, Dec 15, 2019</p> <p>Receiving Average 22.3 vs. Arizona, Nov 29, 2015 16.3 at Cleveland, Dec 13, 2015 11.7 at Cincinnati, Jan 02, 2022 10.8 vs. Cincinnati, Dec 20, 2015</p> <p>Longest Receptions 48 vs. Arizona, Nov 29, 2015 45 at Atlanta, Dec 18, 2016 30 vs. Denver, Dec 15, 2019 30 vs. N.Y. Jets, Dec 11, 2016 27 vs. Cincinnati, Dec 20, 2015</p> | <p>All-Purpose Yards 67 vs. Arizona, Nov 29, 2015 49 at Cleveland, Dec 13, 2015 45 at Atlanta, Dec 18, 2016 43 vs. Cincinnati, Dec 20, 2015 41 vs. Denver, Dec 15, 2019</p> <p>Kickoff Returns Kickoff Return Yards Longest Kickoff Return Special Teams Tackles 2 at Miami, Nov 27, 2016 2 vs. New England, Nov 20, 2016 1 at New England, Dec 08, 2019 1 at Detroit, Sep 29, 2019 ...3 more at 1.</p> <p>Most TDs 1 vs. Denver, Jan 01, 2023</p> |
|-----------------------------------------------------------------------------------------------------------------------------------------------------------------------------------------------------------------------------------------------------------------------------------------------------------------------------------------------------------------------------------------------------------------------------------------------------------------------------------------------------------------------------------------------------------------------------------------------------------------------------------------------------------------------------------------------------------------------------------------------------------------------------------------------------------------------------------------------------------------------------------------------------------------------------------------------------------------------------------------------------------------------------------------------------------------------------------------------------------------------------------------------------------------------------------------------------------------------------------------------------------------------------------------------------------------------------------------------------------------|------------------------------------------------------------------------------------------------------------------------------------------------------------------------------------------------------------------------------------------------------------------------------------------------------------------------------------------------------------------------------------------------------------------------------------------------------------------------------------------------------------------------------------------------------|

SINGLE-GAME HIGHS - POSTSEASON: RECEIVING

| | |
|-------------------------------------------------------------------------------------------------------------------------------------------------------------------------------------------------------------------------------------------------------------------------------------------------------------------------------------------------------------------------------------------------------------------------------------------------------------------------------------------|--------------------------------------------------------------------------------------------------------------------------------------------------------------------------------------------------------------------------------------------------------|
| <p>Receptions 2 vs. Houston, Jan 12, 2020 1 vs. Pittsburgh, Jan 16, 2022</p> <p>Receiving Yards 1 vs. San Francisco, Feb 02, 2020 15 vs. Houston, Jan 12, 2020 9 vs. San Francisco, Feb 02, 2020 3 vs. Pittsburgh, Jan 16, 2022</p> <p>Longest Receptions 9 vs. San Francisco, Feb 02, 2020 8t vs. Houston, Jan 12, 2020 7 vs. Houston, Jan 12, 2020 4 vs. Jacksonville, Jan 21, 2023 3 vs. Pittsburgh, Jan 16, 2022</p> | <p>Receiving TDs All-Purpose Yards Most TDs 1 vs. Houston, Jan 12, 2020 15 vs. Houston, Jan 12, 2020 9 vs. San Francisco, Feb 02, 2020 3 vs. Pittsburgh, Jan 16, 2022 1 vs. Houston, Jan 12, 2020</p> |
|-------------------------------------------------------------------------------------------------------------------------------------------------------------------------------------------------------------------------------------------------------------------------------------------------------------------------------------------------------------------------------------------------------------------------------------------------------------------------------------------|--------------------------------------------------------------------------------------------------------------------------------------------------------------------------------------------------------------------------------------------------------|

2015 GAME-BY-GAME REGULAR-SEASON STATISTICS (49ERS)

| DATE | OPPONENT | P/S | RECEIVING | | | | | RUSHING | | | | | W/L | SCORE |
|--------------------|--------------|-------------|-----------|------------|-------------|-----------|----------|----------|----------|------------|----------|----------|-------------|--------|
| | | | NO. | YDS. | AVG. | LG | TD | NO. | YDS. | AVG. | LG | TD | | |
| 09/14 | Vikings | P | 0 | 0 | 0.0 | 0 | 0 | 0 | 0 | 0.0 | 0 | 0 | W | 20-3 |
| 09/20 | at Steelers | P | 1 | 11 | 11.0 | 11 | 0 | 0 | 0 | 0.0 | 0 | 0 | L | 18-43 |
| 09/27 | at Cardinals | P | 1 | 0 | 0.0 | 0 | 0 | 0 | 0 | 0.0 | 0 | 0 | L | 7-47 |
| 10/04 | Packers | P | 0 | 0 | 0.0 | 0 | 0 | 0 | 0 | 0.0 | 0 | 0 | L | 3-17 |
| 10/11 | at Giants | S | 1 | 6 | 6.0 | 6 | 0 | 0 | 0 | 0.0 | 0 | 0 | L | 27-30 |
| 10/18 | Ravens | P | 0 | 0 | 0.0 | 0 | 0 | 0 | 0 | 0.0 | 0 | 0 | W | 25-20 |
| 10/22 | Seahawks | | | | | | | | | | | | L | 3-20 |
| 11/01 | at Rams | | | | | | | | | | | | L | 6-27 |
| 11/08 | Falcons | P | 0 | 0 | 0.0 | 0 | 0 | 0 | 0 | 0.0 | 0 | 0 | W | 17-16 |
| 11/22 | at Seahawks | P | 0 | 0 | 0.0 | 0 | 0 | 0 | 0 | 0.0 | 0 | 0 | L | 13-29 |
| 11/29 | Cardinals | P | 3 | 67 | 22.3 | 48 | 0 | 0 | 0 | 0.0 | 0 | 0 | L | 13-19 |
| 12/06 | at Bears | S | 1 | 5 | 5.0 | 5 | 0 | 0 | 0 | 0.0 | 0 | 0 | W | 26-20+ |
| 12/13 | at Browns | S | 3 | 49 | 16.3 | 24 | 0 | 0 | 0 | 0.0 | 0 | 0 | L | 10-24 |
| 12/20 | Bengals | P | 4 | 43 | 10.8 | 27 | 0 | 0 | 0 | 0.0 | 0 | 0 | L | 14-24 |
| 12/27 | at Lions | S | 0 | 0 | 0.0 | 0 | 0 | 0 | 0 | 0.0 | 0 | 0 | L | 17-32 |
| 01/03 | Rams | S | 1 | 5 | 5.0 | 5 | 0 | 0 | 0 | 0.0 | 0 | 0 | W | 19-16+ |
| 2015 TOTALS | | 14-5 | 15 | 186 | 12.4 | 48 | 0 | 0 | 0 | 0.0 | 0 | 0 | 5-11 | |

+ - Overtime

2016 GAME-BY-GAME REGULAR-SEASON STATISTICS (49ERS)

| DATE | OPPONENT | P/S | RECEIVING | | | | | RUSHING | | | | | W/L | SCORE |
|--------------------|--------------|-------------|-----------|-----------|-------------|-----------|----------|----------|----------|------------|----------|----------|-------------|--------|
| | | | NO. | YDS. | AVG. | LG | TD | NO. | YDS. | AVG. | LG | TD | | |
| 09/12 | Rams | P | 0 | 0 | 0.0 | 0 | 0 | 0 | 0 | 0.0 | 0 | 0 | W | 28-0 |
| 09/18 | at Panthers | P | 1 | 6 | 6.0 | 6 | 0 | 0 | 0 | 0.0 | 0 | 0 | L | 27-46 |
| 09/25 | at Seahawks | P | 0 | 0 | 0.0 | 0 | 0 | 0 | 0 | 0.0 | 0 | 0 | L | 18-37 |
| 10/02 | Cowboys | P | 0 | 0 | 0.0 | 0 | 0 | 0 | 0 | 0.0 | 0 | 0 | L | 17-24 |
| 10/06 | Cardinals | P | 1 | 4 | 4.0 | 4 | 0 | 0 | 0 | 0.0 | 0 | 0 | L | 21-33 |
| 10/16 | at Bills | | | | | | | | | | | | L | 16-45 |
| 10/23 | Buccaneers | P | 0 | 0 | 0.0 | 0 | 0 | 0 | 0 | 0.0 | 0 | 0 | L | 17-34 |
| 11/06 | Saints | P | 0 | 0 | 0.0 | 0 | 0 | 0 | 0 | 0.0 | 0 | 0 | L | 23-41 |
| 11/13 | at Cardinals | P | 0 | 0 | 0.0 | 0 | 0 | 0 | 0 | 0.0 | 0 | 0 | L | 20-23 |
| 11/20 | Patriots | P | 0 | 0 | 0.0 | 0 | 0 | 0 | 0 | 0.0 | 0 | 0 | L | 17-30 |
| 11/27 | at Dolphins | P | 0 | 0 | 0.0 | 0 | 0 | 0 | 0 | 0.0 | 0 | 0 | L | 24-31 |
| 12/04 | at Bears | P | 0 | 0 | 0.0 | 0 | 0 | 0 | 0 | 0.0 | 0 | 0 | L | 6-26 |
| 12/11 | Jets | P | 1 | 30 | 30.0 | 30 | 0 | 0 | 0 | 0.0 | 0 | 0 | L | 17-23+ |
| 12/18 | at Falcons | P | 1 | 45 | 45.0 | 45 | 0 | 0 | 0 | 0.0 | 0 | 0 | L | 13-41 |
| 12/24 | at Rams | | | | | | | | | | | | W | 22-21 |
| 01/01 | Seahawks | | | | | | | | | | | | L | 23-25 |
| 2016 TOTALS | | 13-0 | 4 | 85 | 21.3 | 45 | 0 | 0 | 0 | 0.0 | 0 | 0 | 2-14 | |

+ - Overtime

2017 GAME-BY-GAME REGULAR-SEASON STATISTICS (VIKINGS)

| DATE | OPPONENT | P/S | RECEIVING | | | | | RUSHING | | | | | W/L | SCORE |
|--------------------|-------------|-------------|-----------|-----------|------------|-----------|----------|----------|----------|------------|----------|----------|-------------|-------|
| | | | NO. | YDS. | AVG. | LG | TD | NO. | YDS. | AVG. | LG | TD | | |
| 09/11 | Saints | P | 0 | 0 | 0.0 | 0 | 0 | 0 | 0 | 0.0 | 0 | 0 | W | 29-19 |
| 09/17 | at Steelers | P | 0 | 0 | 0.0 | 0 | 0 | 0 | 0 | 0.0 | 0 | 0 | L | 9-26 |
| 09/24 | Buccaneers | P | 0 | 0 | 0.0 | 0 | 0 | 0 | 0 | 0.0 | 0 | 0 | W | 34-17 |
| 10/01 | Lions | S | 1 | 12 | 12.0 | 12 | 0 | 0 | 0 | 0.0 | 0 | 0 | L | 7-14 |
| 10/09 | at Bears | P | 0 | 0 | 0.0 | 0 | 0 | 0 | 0 | 0.0 | 0 | 0 | W | 20-17 |
| 10/15 | Packers | P | 0 | 0 | 0.0 | 0 | 0 | 0 | 0 | 0.0 | 0 | 0 | W | 23-10 |
| 10/22 | Ravens | S | 0 | 0 | 0.0 | 0 | 0 | 0 | 0 | 0.0 | 0 | 0 | W | 24-16 |
| 10/29 | at Browns | P | 0 | 0 | 0.0 | 0 | 0 | 0 | 0 | 0.0 | 0 | 0 | W | 33-16 |
| 11/12 | at Redskins | P | 0 | 0 | 0.0 | 0 | 0 | 0 | 0 | 0.0 | 0 | 0 | W | 38-30 |
| 11/19 | Rams | P | 0 | 0 | 0.0 | 0 | 0 | 0 | 0 | 0.0 | 0 | 0 | W | 24-7 |
| 11/23 | at Lions | P | 0 | 0 | 0.0 | 0 | 0 | 0 | 0 | 0.0 | 0 | 0 | W | 30-23 |
| 12/03 | at Falcons | P | 0 | 0 | 0.0 | 0 | 0 | 0 | 0 | 0.0 | 0 | 0 | W | 14-9 |
| 12/10 | at Panthers | S | 2 | 7 | 3.5 | 6 | 0 | 0 | 0 | 0.0 | 0 | 0 | L | 24-31 |
| 12/17 | Bengals | | | | | | | | | | | | W | 34-7 |
| 12/23 | at Packers | | | | | | | | | | | | W | 16-0 |
| 12/31 | Bears | | | | | | | | | | | | W | 23-10 |
| 2017 TOTALS | | 13-3 | 3 | 19 | 6.3 | 12 | 0 | 0 | 0 | 0.0 | 0 | 0 | 13-3 | |

2018 GAME-BY-GAME REGULAR-SEASON STATISTICS (VIKINGS/JAGUARS)

| DATE | OPPONENT | P/S | RECEIVING | | | | | RUSHING | | | | | W/L/T | SCORE |
|----------------------------------------------|-------------|-------------|-----------|-----------|------------|-----------|----------|----------|----------|------------|----------|----------|----------|---------------|
| | | | NO. | YDS. | AVG. | LG | TD | NO. | YDS. | AVG. | LG | TD | | |
| 09/09 | 49ers | | | | | | | | | | | | W | 24-16 |
| 09/16 | at Packers | | | | | | | | | | | | T | 29-29 |
| 09/23 | Bills | | | | | | | | | | | | L | 6-27 |
| 09/27 | at Rams | | | | | | | | | | | | L | 31-38 |
| 10/07 | at Eagles | | | | | | | | | | | | W | 23-21 |
| 10/14 | Cardinals | | | | | | | | | | | | W | 27-17 |
| Went from Vikings to Jaguars . | | | | | | | | | | | | | | |
| 10/21 | Texans | P | 0 | 0 | 0.0 | 0 | 0 | 0 | 0 | 0.0 | 0 | 0 | L | 7-20 |
| 10/28 | Eagles | P | 1 | 13 | 13.0 | 13 | 0 | 0 | 0 | 0.0 | 0 | 0 | L | 18-24 |
| 11/11 | at Colts | P | 2 | 27 | 13.5 | 16 | 0 | 0 | 0 | 0.0 | 0 | 0 | L | 26-29 |
| 11/18 | Steelers | S | 0 | 0 | 0.0 | 0 | 0 | 0 | 0 | 0.0 | 0 | 0 | L | 16-20 |
| 11/25 | at Bills | S | 1 | 5 | 5.0 | 5 | 0 | 0 | 0 | 0.0 | 0 | 0 | L | 21-24 |
| 12/02 | Colts | P | 0 | 0 | 0.0 | 0 | 0 | 0 | 0 | 0.0 | 0 | 0 | W | 6-0 |
| 12/06 | at Titans | P | 2 | 16 | 8.0 | 9 | 0 | 0 | 0 | 0.0 | 0 | 0 | L | 9-30 |
| 12/16 | Redskins | S | 1 | 6 | 6.0 | 6 | 0 | 0 | 0 | 0.0 | 0 | 0 | L | 13-16 |
| 12/23 | at Dolphins | P | 0 | 0 | 0.0 | 0 | 0 | 0 | 0 | 0.0 | 0 | 0 | W | 17-7 |
| 12/30 | at Texans | S | 1 | 0 | 0.0 | 0 | 0 | 0 | 0 | 0.0 | 0 | 0 | L | 3-20 |
| 2018 TOTALS | | 10-4 | 8 | 67 | 8.4 | 16 | 0 | 0 | 0 | 0.0 | 0 | 0 | 0 | 5-10-1 |

2019 GAME-BY-GAME REGULAR-SEASON STATISTICS (CHIEFS)

| DATE | OPPONENT | P/S | RECEIVING | | | | | RUSHING | | | | | W/L | SCORE |
|--------------------|-------------|-------------|-----------|-----------|------------|-----------|----------|----------|----------|------------|----------|----------|----------|-------------|
| | | | NO. | YDS. | AVG. | LG | TD | NO. | YDS. | AVG. | LG | TD | | |
| 09/08 | at Jaguars | P | 1 | 7 | 7.0 | 7 | 0 | 0 | 0 | 0.0 | 0 | 0 | W | 40-26 |
| 09/15 | at Raiders | S | 0 | 0 | 0.0 | 0 | 0 | 0 | 0 | 0.0 | 0 | 0 | W | 28-10 |
| 09/22 | Ravens | S | 1 | 1 | 1.0 | 1 | 0 | 0 | 0 | 0.0 | 0 | 0 | W | 33-28 |
| 09/29 | at Lions | P | 0 | 0 | 0.0 | 0 | 0 | 0 | 0 | 0.0 | 0 | 0 | W | 34-30 |
| 10/06 | Colts | S | 0 | 0 | 0.0 | 0 | 0 | 0 | 0 | 0.0 | 0 | 0 | L | 13-19 |
| 10/13 | Texans | S | 0 | 0 | 0.0 | 0 | 0 | 0 | 0 | 0.0 | 0 | 0 | L | 24-31 |
| 10/17 | at Broncos | S | 0 | 0 | 0.0 | 0 | 0 | 0 | 0 | 0.0 | 0 | 0 | W | 30-6 |
| 10/27 | Packers | P | 0 | 0 | 0.0 | 0 | 0 | 0 | 0 | 0.0 | 0 | 0 | L | 24-31 |
| 11/03 | Vikings | S | 1 | 2 | 2.0 | 2 | 0 | 0 | 0 | 0.0 | 0 | 0 | W | 26-23 |
| 11/10 | at Titans | P | 0 | 0 | 0.0 | 0 | 0 | 0 | 0 | 0.0 | 0 | 0 | L | 32-35 |
| 11/18 | at Chargers | | | | | | | | | | | | W | 24-17 |
| 12/01 | Raiders | P | 0 | 0 | 0.0 | 0 | 0 | 0 | 0 | 0.0 | 0 | 0 | W | 40-9 |
| 12/08 | at Patriots | P | 0 | 0 | 0.0 | 0 | 0 | 0 | 0 | 0.0 | 0 | 0 | W | 23-16 |
| 12/15 | Broncos | P | 2 | 41 | 20.5 | 30 | 0 | 0 | 0 | 0.0 | 0 | 0 | W | 23-3 |
| 12/22 | at Bears | S | 2 | 15 | 7.5 | 10 | 0 | 0 | 0 | 0.0 | 0 | 0 | W | 26-3 |
| 12/29 | Chargers | P | 1 | 1 | 1.0 | 1 | 0 | 0 | 0 | 0.0 | 0 | 0 | W | 31-21 |
| 2019 TOTALS | | 15-7 | 8 | 67 | 8.4 | 30 | 0 | 0 | 0 | 0.0 | 0 | 0 | 0 | 12-4 |

2020 GAME-BY-GAME REGULAR-SEASON STATISTICS (COWBOYS)

| DATE | OPPONENT | P/S | RECEIVING | | | | | RUSHING | | | | | W/L | SCORE |
|--------------------|------------------|-------------|-----------|------------|-------------|-----------|----------|----------|----------|------------|----------|----------|-------------|-------|
| | | | NO. | YDS. | AVG. | LG | TD | NO. | YDS. | AVG. | LG | TD | | |
| 09/13 | at Rams | P | 0 | 0 | 0.0 | 0 | 0 | 0 | 0 | 0.0 | 0 | 0 | L | 17-20 |
| 09/20 | Falcons | P | 2 | 34 | 17.0 | 24 | 0 | 0 | 0 | 0.0 | 0 | 0 | W | 40-39 |
| 09/27 | at Seahawks | P | 0 | 0 | 0.0 | 0 | 0 | 0 | 0 | 0.0 | 0 | 0 | L | 31-38 |
| 10/04 | Browns | P | 2 | 24 | 12.0 | 12 | 0 | 0 | 0 | 0.0 | 0 | 0 | L | 38-49 |
| 10/11 | Giants | P | 1 | 13 | 13.0 | 13 | 0 | 0 | 0 | 0.0 | 0 | 0 | W | 37-34 |
| 10/19 | Cardinals | P | 0 | 0 | 0.0 | 0 | 0 | 0 | 0 | 0.0 | 0 | 0 | L | 10-38 |
| 10/25 | at Football Team | S | 0 | 0 | 0.0 | 0 | 0 | 0 | 0 | 0.0 | 0 | 0 | L | 3-25 |
| 11/01 | at Eagles | S | 0 | 0 | 0.0 | 0 | 0 | 0 | 0 | 0.0 | 0 | 0 | L | 9-23 |
| 11/08 | Steelers | P | 1 | -4 | -4.0 | -4 | 0 | 0 | 0 | 0.0 | 0 | 0 | L | 19-24 |
| 11/22 | at Vikings | P | 1 | 13 | 13.0 | 13 | 0 | 0 | 0 | 0.0 | 0 | 0 | W | 31-28 |
| 11/26 | Football Team | P | 0 | 0 | 0.0 | 0 | 0 | 0 | 0 | 0.0 | 0 | 0 | L | 16-41 |
| 12/08 | at Ravens | P | 1 | 2 | 2.0 | 2 | 0 | 0 | 0 | 0.0 | 0 | 0 | L | 17-34 |
| 12/13 | at Bengals | P | 1 | 11 | 11.0 | 11 | 0 | 0 | 0 | 0.0 | 0 | 0 | W | 30-7 |
| 12/20 | 49ers | P | 1 | 10 | 10.0 | 10 | 0 | 1 | 2 | 2.0 | 2 | 0 | W | 41-33 |
| 12/27 | Eagles | P | 1 | 7 | 7.0 | 7 | 0 | 0 | 0 | 0.0 | 0 | 0 | W | 37-17 |
| 01/03 | at Giants | P | 0 | 0 | 0.0 | 0 | 0 | 0 | 0 | 0.0 | 0 | 0 | L | 19-23 |
| 2020 TOTALS | | 16-2 | 11 | 110 | 10.0 | 24 | 0 | 1 | 2 | 2.0 | 2 | 0 | 6-10 | |



2021 GAME-BY-GAME REGULAR-SEASON STATISTICS (CHIEFS)

| DATE | OPPONENT | P/S | RECEIVING | | | | | RUSHING | | | | | W/L | SCORE |
|--------------------|------------------|-------------|-----------|-----------|------------|-----------|----------|----------|-----------|------------|----------|----------|-------------|--------|
| | | | NO. | YDS. | AVG. | LG | TD | NO. | YDS. | AVG. | LG | TD | | |
| 09/12 | Browns | P | 1 | 3 | 3.0 | 3 | 0 | 1 | 2 | 2.0 | 2 | 0 | W | 33-29 |
| 09/19 | at Ravens | P | 1 | 20 | 20.0 | 20 | 0 | 0 | 0 | 0.0 | 0 | 0 | L | 35-36 |
| 09/26 | Chargers | P | 1 | 6 | 6.0 | 6 | 0 | 0 | 0 | 0.0 | 0 | 0 | L | 24-30 |
| 10/03 | at Eagles | P | 0 | 0 | 0.0 | 0 | 0 | 0 | 0 | 0.0 | 0 | 0 | W | 42-30 |
| 10/10 | Bills | P | 1 | 4 | 4.0 | 4 | 0 | 0 | 0 | 0.0 | 0 | 0 | L | 20-38 |
| 10/17 | at Football Team | | | | | | | INACTIVE | | | | | W | 31-13 |
| 10/24 | at Titans | P | 0 | 0 | 0.0 | 0 | 0 | 0 | 0 | 0.0 | 0 | 0 | L | 3-27 |
| 11/01 | Giants | P | 0 | 0 | 0.0 | 0 | 0 | 0 | 0 | 0.0 | 0 | 0 | W | 20-17 |
| 11/07 | Packers | P | 0 | 0 | 0.0 | 0 | 0 | 0 | 0 | 0.0 | 0 | 0 | W | 13-7 |
| 11/14 | at Raiders | S | 0 | 0 | 0.0 | 0 | 0 | 1 | 3 | 3.0 | 3 | 0 | W | 41-14 |
| 11/21 | Cowboys | S | 1 | 8 | 8.0 | 8 | 0 | 0 | 0 | 0.0 | 0 | 0 | W | 19-9 |
| 12/05 | Broncos | S | 0 | 0 | 0.0 | 0 | 0 | 0 | 0 | 0.0 | 0 | 0 | W | 22-9 |
| 12/12 | Raiders | S | 0 | 0 | 0.0 | 0 | 0 | 0 | 0 | 0.0 | 0 | 0 | W | 48-9 |
| 12/16 | at Chargers | P | 0 | 0 | 0.0 | 0 | 0 | 1 | 3 | 3.0 | 3 | 0 | W | 34-28+ |
| 12/26 | Steelers | P | 1 | 11 | 11.0 | 11 | 0 | 0 | 0 | 0.0 | 0 | 0 | W | 36-10 |
| 01/02 | at Bengals | S | 3 | 35 | 11.7 | 24 | 0 | 1 | 2 | 2.0 | 2 | 0 | L | 31-34 |
| 01/08 | at Broncos | P | 0 | 0 | 0.0 | 0 | 0 | 0 | 0 | 0.0 | 0 | 0 | W | 28-24 |
| 2021 TOTALS | | 16-5 | 9 | 87 | 9.7 | 24 | 0 | 4 | 10 | 2.5 | 3 | 0 | 12-5 | |

+ - Overtime

2022 GAME-BY-GAME REGULAR-SEASON STATISTICS (CHIEFS)

| DATE | OPPONENT | P/S | RECEIVING | | | | | RUSHING | | | | | W/L | SCORE |
|--------------------|---------------|------------|-----------|-----------|-------------|------------|----------|-----------------|----------|------------|----------|----------|-------------|--------|
| | | | NO. | YDS. | AVG. | LG | TD | NO. | YDS. | AVG. | LG | TD | | |
| 09/11 | at Cardinals | | | | | | | RESERVE/INJURED | | | | | W | 44-21 |
| 09/15 | Chargers | | | | | | | RESERVE/INJURED | | | | | W | 27-24 |
| 09/25 | at Colts | | | | | | | RESERVE/INJURED | | | | | L | 17-20 |
| 10/02 | at Buccaneers | | | | | | | RESERVE/INJURED | | | | | W | 41-31 |
| 10/10 | Raiders | | | | | | | RESERVE/INJURED | | | | | W | 30-29 |
| 10/16 | Bills | | | | | | | RESERVE/INJURED | | | | | L | 20-24 |
| 10/23 | at 49ers | | | | | | | RESERVE/INJURED | | | | | W | 44-23 |
| 11/06 | Titans | | | | | | | RESERVE/INJURED | | | | | W | 20-17+ |
| 11/13 | Jaguars | | | | | | | RESERVE/INJURED | | | | | W | 27-17 |
| 11/20 | at Chargers | | | | | | | RESERVE/INJURED | | | | | W | 30-27 |
| 11/27 | Rams | | | | | | | RESERVE/INJURED | | | | | W | 26-10 |
| 12/04 | at Bengals | | | | | | | RESERVE/INJURED | | | | | L | 24-27 |
| 12/11 | at Broncos | | | | | | | RESERVE/INJURED | | | | | W | 34-28 |
| 12/18 | at Texans | | | | | | | RESERVE/INJURED | | | | | W | 30-24+ |
| 12/24 | Seahawks | S | 0 | 0 | 0.0 | 0 | 0 | 0 | 0 | 0.0 | 0 | 0 | W | 24-10 |
| 01/01 | Broncos | P | 1 | 17 | 17.0 | 17t | 1 | 0 | 0 | 0.0 | 0 | 0 | W | 27-24 |
| 01/07 | at Raiders | P | 1 | 3 | 3.0 | 3 | 0 | 0 | 0 | 0.0 | 0 | 0 | W | 31-13 |
| 2022 TOTALS | | 3-1 | 2 | 20 | 10.0 | 17T | 1 | 0 | 0 | 0.0 | 0 | 0 | 14-3 | |

+ - Overtime

2017 GAME-BY-GAME POSTSEASON STATISTICS (VIKINGS)

| DATE | OPPONENT | P/S | RECEIVING | | | | | RUSHING | | | | | W/L | SCORE |
|--------------------|-----------|------------|-----------|----------|------------|----------|----------|-----------------|----------|------------|----------|----------|------------|-------|
| | | | NO. | YDS. | AVG. | LG | TD | NO. | YDS. | AVG. | LG | TD | | |
| 01/14 | Saints | | | | | | | RESERVE/INJURED | | | | | W | 29-24 |
| 01/21 | at Eagles | | | | | | | RESERVE/INJURED | | | | | L | 7-38 |
| 2017 TOTALS | | 0-0 | 0 | 0 | 0.0 | 0 | 0 | 0 | 0 | 0.0 | 0 | 0 | 1-1 | |

2019 GAME-BY-GAME POSTSEASON STATISTICS (CHIEFS)

| DATE | OPPONENT | P/S | RECEIVING | | | | | RUSHING | | | | | W/L | SCORE |
|--------------------|----------|------------|-----------|-----------|------------|----------|----------|----------|----------|------------|----------|----------|------------|-------|
| | | | NO. | YDS. | AVG. | LG | TD | NO. | YDS. | AVG. | LG | TD | | |
| 01/12 | Texans | P | 2 | 15 | 7.5 | 8t | 1 | 0 | 0 | 0.0 | 0 | 0 | W | 51-31 |
| 01/19 | Titans | P | 0 | 0 | 0.0 | 0 | 0 | 0 | 0 | 0.0 | 0 | 0 | W | 35-24 |
| 02/02 | 49ers | P | 1 | 9 | 9.0 | 9 | 0 | 0 | 0 | 0.0 | 0 | 0 | W | 31-20 |
| 2019 TOTALS | | 3-0 | 3 | 24 | 8.0 | 9 | 1 | 0 | 0 | 0.0 | 0 | 0 | 3-0 | |

2021 GAME-BY-GAME POSTSEASON STATISTICS (CHIEFS)

| DATE | OPPONENT | P/S | RECEIVING | | | | | RUSHING | | | | | W/L | SCORE |
|--------------------|----------|------------|-----------|----------|------------|----------|----------|----------|----------|------------|----------|----------|------------|--------|
| | | | NO. | YDS. | AVG. | LG | TD | NO. | YDS. | AVG. | LG | TD | | |
| 01/16 | Steelers | P | 1 | 3 | 3.0 | 3 | 0 | 0 | 0 | 0.0 | 0 | 0 | W | 42-21 |
| 01/23 | Bills | S | 0 | 0 | 0.0 | 0 | 0 | 0 | 0 | 0.0 | 0 | 0 | W | 42-36+ |
| 01/30 | Bengals | P | 0 | 0 | 0.0 | 0 | 0 | 0 | 0 | 0.0 | 0 | 0 | L | 24-27+ |
| 2021 TOTALS | | 3-1 | 1 | 3 | 3.0 | 3 | 0 | 0 | 0 | 0.0 | 0 | 0 | 2-1 | |

+ - Overtime

2022 GAME-BY-GAME POSTSEASON STATISTICS (CHIEFS)

| DATE | OPPONENT | P/S | RECEIVING | | | | | RUSHING | | | | | W/L | SCORE | |
|--------------------|-----------|------------|-----------|----------|------------|----------|----------|----------|----------|------------|----------|----------|----------|------------|-------|
| | | | NO. | YDS. | AVG. | LG | TD | NO. | YDS. | AVG. | LG | TD | | | |
| 01/21 | Jaguars | P | 1 | 4 | 4.0 | 4 | 0 | 0 | 0 | 0.0 | 0 | 0 | 0 | W | 27-20 |
| 01/29 | Bengals | | | | | | | | | | | | | W | 23-20 |
| 02/12 | at Eagles | | | | | | | | | | | | | W | 38-35 |
| 2022 TOTALS | | 1-0 | 1 | 4 | 4.0 | 4 | 0 | 0 | 0 | 0.0 | 0 | 0 | 0 | 3-0 | |



KENDALL BLANTON



TIGHT END #80
MISSOURI

2ND YEAR IN THE NFL

1ST YEAR WITH THE CHIEFS

HEIGHT: 6'6"
WEIGHT: 262 LBS
DRAFTED: FA-22
BIRTHDAY: 11/10/95

Second-year tight end enters his first season with the Chiefs in 2023, after spending last season on the club's practice squad.

Originally entered the NFL as an undrafted free agent with the Los Angeles Rams in 2019.

Transactions:

Signed with Kansas City (2/15/23) ... Signed with Kansas City's practice squad (11/23/22) ... Released by L.A. Rams (11/22/22) ... Signed with L.A. Rams' practice squad (11/10/22) ... Released by L.A. Rams (11/8/22) ... Elevated to L.A. Rams' active roster (9/22/22) ... Signed with Kansas City's practice squad (9/1/22) ...

Released by Washington (8/30/22) ... Acquired via waivers by Washington (8/21/22) ... Released by L.A. Rams (8/20/22) ... Elevated to L.A. Rams' active roster (10/30/21) ... Signed with L.A. Rams' practice squad (9/1/21) ... Released by L.A. Rams (8/31/21) ... Signed with L.A. Rams (1/18/21) ... Signed with L.A. Rams' practice squad (12/16/20) ... Released by L.A. Rams (12/14/20) ... Signed with L.A. Rams' practice squad (11/23/20) ... Released by L.A. Rams (11/18/20) ... Signed with L.A. Rams' practice squad (9/6/20) ... Released by L.A. Rams (9/4/20) ... Elevated to L.A. Rams' active roster (12/3/19) ... Signed with L.A. Rams' practice squad (9/1/19) ... Released by L.A. Rams (8/30/19) ... Originally entered the NFL as an undrafted free agent with the Los Angeles Rams in 2019.

COLLEGE

Played four years at Mizzou (2015-18) ... Redshirted his freshman year in 2014 ... Saw game action in 35 games ... Recorded 42 catches for 448 yards and five touchdowns ... Was invited to play in the East-West Shrine Game to conclude his senior season (2018) ... Was Mizzou's Team Curtis Jones Champion of the Year Award in 2018.

PERSONAL

- Hauled in 15 catches for 216 yards and two scores as a senior in 2013 in a predominantly run-oriented offense at Blue Springs South High School for Head Coach Greg Oder.
- Second Team All-Big Six Conference selection in his final high school season.
- Grabbed two touchdown catches as a junior in 2012.
- Rated as the 12th-best tight end prospect in the class of 2014 by ESPN.com.
- Played center for the Blue Springs South basketball squad, leading the team in blocked shots as a junior and senior.
- Parents - Jerry Blanton and Deanna Thompson.
- Father, Jerry, was a standout linebacker at Kentucky and played seven seasons in the NFL with the Kansas City Chiefs.
- Majored in parks, recreation and tourism.

KENDALL BLANTON'S NFL REGULAR SEASON RUSHING/RECEIVING STATISTICS

| DATE | TEAM | RECEIVING | | RECEIVING | | | | | | RUSHING | | | | |
|----------------------------------------------------|--------------|-----------|----------|-----------|-----------|-------------|-----------|----------|----------|----------|------------|----------|----------|--|
| | | GP | GS | NO. | YDS. | AVG. | LG | TD | NO. | YDS. | AVG. | LG | TD | |
| 2019 | Rams | 1 | 0 | 0 | 0 | 0.0 | 0 | 0 | 0 | 0 | 0.0 | 0 | 0 | |
| 2020 | Rams | 0 | 0 | 0 | 0 | 0.0 | 0 | 0 | 0 | 0 | 0.0 | 0 | 0 | |
| 2021 | Rams | 11 | 2 | 4 | 37 | 9.3 | 23 | 0 | 0 | 0 | 0.0 | 0 | 0 | |
| 2022 | Chiefs | 0 | 0 | 0 | 0 | 0.0 | 0 | 0 | 0 | 0 | 0.0 | 0 | 0 | |
| Went from Kansas City to L.A. Rams . | | | | | | | | | | | | | | |
| 2022 | Rams | 4 | 0 | 2 | 35 | 17.5 | 28 | 0 | 0 | 0 | 0.0 | 0 | 0 | |
| 2022 | TOTAL | 4 | 0 | 2 | 35 | 17.5 | 28 | 0 | 0 | 0 | 0.0 | 0 | 0 | |
| NFL TOTALS | | 16 | 2 | 6 | 72 | 12.0 | 28 | 0 | 0 | 0 | 0.0 | 0 | 0 | |



KENDALL BLANTON'S NFL POSTSEASON RUSHING/RECEIVING STATISTICS

| DATE | TEAM | GP | GS | RECEIVING | | | | | RUSHING | | | | |
|-------------------|--------|----------|----------|-----------|-----------|-------------|-----------|----------|----------|----------|------------|----------|----------|
| | | | | NO. | YDS. | AVG. | LG | TD | NO. | YDS. | AVG. | LG | TD |
| 2020 | Rams | 0 | 0 | 0 | 0 | 0.0 | 0 | 0 | 0 | 0 | 0.0 | 0 | 0 |
| 2021 | Rams | 4 | 1 | 7 | 75 | 10.7 | 20 | 1 | 0 | 0 | 0.0 | 0 | 0 |
| 2022 | Chiefs | 0 | 0 | 0 | 0 | 0.0 | 0 | 0 | 0 | 0 | 0.0 | 0 | 0 |
| NFL TOTALS | | 4 | 1 | 7 | 75 | 10.7 | 20 | 1 | 0 | 0 | 0.0 | 0 | 0 |

KENDALL BLANTON'S NFL REGULAR SEASON RETURN STATISTICS

| DATE | TEAM | KICKOFF RETURNS | | | | | PUNT RETURNS | | | | | |
|-------------------|--------------|-----------------|----------|------------|----------|----------|---------------------------------------------------|----------|----------|------------|----------|----------|
| | | RET. | YDS. | AVG. | LG | TD | NO. | FC | YDS. | AVG. | LG | TD |
| 2019 | Rams | 0 | 0 | 0.0 | 0 | 0 | 0 | 0 | 0 | 0.0 | 0 | 0 |
| 2020 | Rams | 0 | 0 | 0.0 | 0 | 0 | 0 | 0 | 0 | 0.0 | 0 | 0 |
| 2021 | Rams | 0 | 0 | 0.0 | 0 | 0 | 0 | 0 | 0 | 0.0 | 0 | 0 |
| 2022 | Chiefs | 0 | 0 | 0.0 | 0 | 0 | 0 | 0 | 0 | 0.0 | 0 | 0 |
| 2022 | Rams | 0 | 0 | 0.0 | 0 | 0 | Went from Kansas City to L.A. Rams. | | | | | |
| 2022 | TOTAL | 0 | 0 | 0.0 | 0 | 0 | 0 | 0 | 0 | 0.0 | 0 | 0 |
| NFL TOTALS | | 0 | 0 | 0.0 | 0 | 0 | 0 | 0 | 0 | 0.0 | 0 | 0 |

KENDALL BLANTON'S NFL POSTSEASON RETURN STATISTICS

| DATE | TEAM | KICKOFF RETURNS | | | | | PUNT RETURNS | | | | | |
|-------------------|--------|-----------------|----------|------------|----------|----------|--------------|----------|----------|------------|----------|----------|
| | | RET. | YDS. | AVG. | LG | TD | NO. | FC | YDS. | AVG. | LG | TD |
| 2020 | Rams | 0 | 0 | 0.0 | 0 | 0 | 0 | 0 | 0 | 0.0 | 0 | 0 |
| 2021 | Rams | 0 | 0 | 0.0 | 0 | 0 | 0 | 0 | 0 | 0.0 | 0 | 0 |
| 2022 | Chiefs | 0 | 0 | 0.0 | 0 | 0 | 0 | 0 | 0 | 0.0 | 0 | 0 |
| NFL TOTALS | | 0 | 0 | 0.0 | 0 | 0 | 0 | 0 | 0 | 0.0 | 0 | 0 |

SINGLE-GAME HIGHS: RECEIVING

| | |
|-------------------------------------------------------------------------------------------------------------------------------------------------------------------------------------------------------------------------------------------------------------------|-------------------------------------------------------------------------------------------------------------------------------------------------------------------------------------------------------------------------------------------------------------------------------------------------------------|
| <p>Receptions 2 at Arizona, Dec 13, 2021 1 vs. Jacksonville, Dec 05, 2021 1 at San Francisco, Nov 15, 2021</p> <p>Receiving Yards 29 at Arizona, Dec 13, 2021 6 vs. Jacksonville, Dec 05, 2021 2 at San Francisco, Nov 15, 2021</p> | <p>Longest Receptions 23 at Arizona, Dec 13, 2021 6 at Arizona, Dec 13, 2021 6 vs. Jacksonville, Dec 05, 2021 2 at San Francisco, Nov 15, 2021</p> <p>All-Purpose Yards 29 at Arizona, Dec 13, 2021 6 vs. Jacksonville, Dec 05, 2021 2 at San Francisco, Nov 15, 2021</p> |
|-------------------------------------------------------------------------------------------------------------------------------------------------------------------------------------------------------------------------------------------------------------------|-------------------------------------------------------------------------------------------------------------------------------------------------------------------------------------------------------------------------------------------------------------------------------------------------------------|

SINGLE-GAME HIGHS - POSTSEASON: RECEIVING

| | |
|----------------------------------------------------------------------------------------------------------------------------------------------------------------------------------------------------------------------------------------------------------------------------------------------------------------------------------------------------------------------------------------------------------------------------------------------------------------------------------------------|-------------------------------------------------------------------------------------------------------------------------------------------------------------------------------------------------------------------|
| <p>Receptions 5 vs. San Francisco, Jan 30, 2022 2 at Tampa Bay, Jan 23, 2022</p> <p>Receiving Yards 57 vs. San Francisco, Jan 30, 2022 18 at Tampa Bay, Jan 23, 2022</p> <p>Receiving Average 11.4 vs. San Francisco, Jan 30, 2022</p> <p>Longest Receptions 20 vs. San Francisco, Jan 30, 2022 11 vs. San Francisco, Jan 30, 2022 11 at Tampa Bay, Jan 23, 2022 9 vs. San Francisco, Jan 30, 2022 9 vs. San Francisco, Jan 30, 2022</p> | <p>Receiving TDs 1 at Tampa Bay, Jan 23, 2022</p> <p>All-Purpose Yards 57 vs. San Francisco, Jan 30, 2022 18 at Tampa Bay, Jan 23, 2022</p> <p>Most TDs 1 at Tampa Bay, Jan 23, 2022</p> |
|----------------------------------------------------------------------------------------------------------------------------------------------------------------------------------------------------------------------------------------------------------------------------------------------------------------------------------------------------------------------------------------------------------------------------------------------------------------------------------------------|-------------------------------------------------------------------------------------------------------------------------------------------------------------------------------------------------------------------|

2019 GAME-BY-GAME REGULAR-SEASON STATISTICS (RAMS)

| DATE | OPPONENT | P/S | RECEIVING | | | | | RUSHING | | | | | W/L | SCORE |
|--------------------|--------------|------------|-----------|----------|------------|----------|----------|----------|----------|------------|----------|----------|------------|-------|
| | | | NO. | YDS. | AVG. | LG | TD | NO. | YDS. | AVG. | LG | TD | | |
| 09/08 | at Panthers | | | | | | | | | | | | W | 30-27 |
| 09/15 | Saints | | | | | | | | | | | | W | 27-9 |
| 09/22 | at Browns | | | | | | | | | | | | W | 20-13 |
| 09/29 | Buccaneers | | | | | | | | | | | | L | 40-55 |
| 10/03 | at Seahawks | | | | | | | | | | | | L | 29-30 |
| 10/13 | 49ers | | | | | | | | | | | | L | 7-20 |
| 10/20 | at Falcons | | | | | | | | | | | | W | 37-10 |
| 10/27 | Bengals | | | | | | | | | | | | W | 24-10 |
| 11/10 | at Steelers | | | | | | | | | | | | L | 12-17 |
| 11/17 | Bears | | | | | | | | | | | | W | 17-7 |
| 11/25 | Ravens | | | | | | | | | | | | L | 6-45 |
| 12/01 | at Cardinals | | | | | | | | | | | | W | 34-7 |
| 12/08 | Seahawks | P | 0 | 0 | 0.0 | 0 | 0 | 0 | 0 | 0.0 | 0 | 0 | W | 28-12 |
| 12/15 | at Cowboys | | | | | | | | | | | | L | 21-44 |
| 12/21 | at 49ers | | | | | | | | | | | | L | 31-34 |
| 12/29 | Cardinals | | | | | | | | | | | | W | 31-24 |
| 2019 TOTALS | | 1-0 | 0 | 0 | 0.0 | 0 | 0 | 0 | 0 | 0.0 | 0 | 0 | 9-7 | |

2020 GAME-BY-GAME REGULAR-SEASON STATISTICS (RAMS)

| DATE | OPPONENT | P/S | RECEIVING | | | | | RUSHING | | | | | W/L | SCORE |
|--------------------|------------------|------------|-----------|----------|------------|----------|----------|----------|----------|------------|----------|----------|-------------|-------|
| | | | NO. | YDS. | AVG. | LG | TD | NO. | YDS. | AVG. | LG | TD | | |
| 09/13 | Cowboys | | | | | | | | | | | | W | 20-17 |
| 09/20 | at Eagles | | | | | | | | | | | | W | 37-19 |
| 09/27 | at Bills | | | | | | | | | | | | L | 32-35 |
| 10/04 | Giants | | | | | | | | | | | | W | 17-9 |
| 10/11 | at Football Team | | | | | | | | | | | | W | 30-10 |
| 10/18 | at 49ers | | | | | | | | | | | | L | 16-24 |
| 10/26 | Bears | | | | | | | | | | | | W | 24-10 |
| 11/01 | at Dolphins | | | | | | | | | | | | L | 17-28 |
| 11/15 | Seahawks | | | | | | | | | | | | W | 23-16 |
| 11/23 | at Buccaneers | | | | | | | | | | | | W | 27-24 |
| 11/29 | 49ers | | | | | | | | | | | | L | 20-23 |
| 12/06 | at Cardinals | | | | | | | | | | | | W | 38-28 |
| 12/10 | Patriots | | | | | | | | | | | | W | 24-3 |
| 12/20 | Jets | | | | | | | | | | | | L | 20-23 |
| 12/27 | at Seahawks | | | | | | | | | | | | L | 9-20 |
| 01/03 | Cardinals | | | | | | | | | | | | W | 18-7 |
| 2020 TOTALS | | 0-0 | 0 | 0 | 0.0 | 0 | 0 | 0 | 0 | 0.0 | 0 | 0 | 10-6 | |

2021 GAME-BY-GAME REGULAR-SEASON STATISTICS (RAMS)

| DATE | OPPONENT | P/S | RECEIVING | | | | | RUSHING | | | | | W/L | SCORE |
|--------------------|--------------|-------------|-----------|-----------|------------|-----------|----------|----------|----------|------------|----------|----------|-------------|--------|
| | | | NO. | YDS. | AVG. | LG | TD | NO. | YDS. | AVG. | LG | TD | | |
| 09/12 | Bears | | | | | | | | | | | | W | 34-14 |
| 09/19 | at Colts | | | | | | | | | | | | W | 27-24 |
| 09/26 | Buccaneers | | | | | | | | | | | | W | 34-24 |
| 10/03 | Cardinals | | | | | | | | | | | | L | 20-37 |
| 10/07 | at Seahawks | | | | | | | | | | | | W | 26-17 |
| 10/17 | at Giants | | | | | | | | | | | | W | 38-11 |
| 10/24 | Lions | P | 0 | 0 | 0.0 | 0 | 0 | 0 | 0 | 0.0 | 0 | 0 | W | 28-19 |
| 10/31 | at Texans | P | 0 | 0 | 0.0 | 0 | 0 | 0 | 0 | 0.0 | 0 | 0 | W | 38-22 |
| 11/07 | Titans | P | 0 | 0 | 0.0 | 0 | 0 | 0 | 0 | 0.0 | 0 | 0 | L | 16-28 |
| 11/15 | at 49ers | P | 1 | 2 | 2.0 | 2 | 0 | 0 | 0 | 0.0 | 0 | 0 | L | 10-31 |
| 11/28 | at Packers | P | 0 | 0 | 0.0 | 0 | 0 | 0 | 0 | 0.0 | 0 | 0 | L | 28-36 |
| 12/05 | Jaguars | P | 1 | 6 | 6.0 | 6 | 0 | 0 | 0 | 0.0 | 0 | 0 | W | 37-7 |
| 12/13 | at Cardinals | S | 2 | 29 | 14.5 | 23 | 0 | 0 | 0 | 0.0 | 0 | 0 | W | 30-23 |
| 12/21 | Seahawks | S | 0 | 0 | 0.0 | 0 | 0 | 0 | 0 | 0.0 | 0 | 0 | W | 20-10 |
| 12/26 | at Vikings | P | 0 | 0 | 0.0 | 0 | 0 | 0 | 0 | 0.0 | 0 | 0 | W | 30-23 |
| 01/02 | at Ravens | P | 0 | 0 | 0.0 | 0 | 0 | 0 | 0 | 0.0 | 0 | 0 | W | 20-19 |
| 01/09 | 49ers | P | 0 | 0 | 0.0 | 0 | 0 | 0 | 0 | 0.0 | 0 | 0 | L | 24-27+ |
| 2021 TOTALS | | 11-2 | 4 | 37 | 9.3 | 23 | 0 | 0 | 0 | 0.0 | 0 | 0 | 12-5 | |

+ - Overtime

2022 GAME-BY-GAME REGULAR-SEASON STATISTICS (CHIEFS/RAMS)

| DATE | OPPONENT | P/S | RECEIVING | | | | | RUSHING | | | | | W/L | SCORE |
|--------------------|---------------|------------|-----------|-----------|-------------|-----------|----------|----------|----------|------------|----------|----------|-------------|--------|
| | | | NO. | YDS. | AVG. | LG | TD | NO. | YDS. | AVG. | LG | TD | | |
| 09/11 | at Cardinals | | | | | | | | | | | | W | 44-21 |
| 09/15 | Chargers | | | | | | | | | | | | W | 27-24 |
| | | | | | | | | | | | | | | |
| | | | | | | | | | | | | | | |
| | | | | | | | | | | | | | | |
| 09/25 | at Cardinals | P | 1 | 28 | 28.0 | 28 | 0 | 0 | 0 | 0.0 | 0 | 0 | W | 20-12 |
| 10/03 | at 49ers | P | 1 | 7 | 7.0 | 7 | 0 | 0 | 0 | 0.0 | 0 | 0 | L | 9-24 |
| 10/09 | Cowboys | P | 0 | 0 | 0.0 | 0 | 0 | 0 | 0 | 0.0 | 0 | 0 | L | 10-22 |
| 10/16 | Panthers | P | 0 | 0 | 0.0 | 0 | 0 | 0 | 0 | 0.0 | 0 | 0 | W | 24-10 |
| 10/30 | 49ers | | | | | | | | | | | | L | 14-31 |
| 11/06 | at Buccaneers | | | | | | | | | | | | L | 13-16 |
| 11/13 | Cardinals | | | | | | | | | | | | L | 17-27 |
| 11/20 | at Saints | | | | | | | | | | | | L | 20-27 |
| | | | | | | | | | | | | | | |
| | | | | | | | | | | | | | | |
| 11/27 | Rams | | | | | | | | | | | | W | 26-10 |
| 12/04 | at Bengals | | | | | | | | | | | | L | 24-27 |
| 12/11 | at Broncos | | | | | | | | | | | | W | 34-28 |
| 12/18 | at Texans | | | | | | | | | | | | W | 30-24+ |
| 12/24 | Seahawks | | | | | | | | | | | | W | 24-10 |
| 01/01 | Broncos | | | | | | | | | | | | W | 27-24 |
| 01/07 | at Raiders | | | | | | | | | | | | W | 31-13 |
| 2022 TOTALS | | 4-0 | 2 | 35 | 17.5 | 28 | 0 | 0 | 0 | 0.0 | 0 | 0 | 10-7 | |

+ - Overtime

2020 GAME-BY-GAME POSTSEASON STATISTICS (RAMS)

| DATE | OPPONENT | P/S | RECEIVING | | | | | RUSHING | | | | | W/L | SCORE |
|--------------------|-------------|------------|-----------|----------|------------|----------|----------|----------|----------|------------|----------|----------|------------|-------|
| | | | NO. | YDS. | AVG. | LG | TD | NO. | YDS. | AVG. | LG | TD | | |
| 01/09 | at Seahawks | | | | | | | | | | | | W | 30-20 |
| 01/16 | at Packers | | | | | | | | | | | | L | 18-32 |
| 2020 TOTALS | | 0-0 | 0 | 0 | 0.0 | 0 | 0 | 0 | 0 | 0.0 | 0 | 0 | 1-1 | |

2021 GAME-BY-GAME POSTSEASON STATISTICS (RAMS)

| DATE | OPPONENT | P/S | RECEIVING | | | | | RUSHING | | | | | W/L | SCORE |
|--------------------|---------------|------------|-----------|-----------|-------------|-----------|----------|----------|----------|------------|----------|----------|------------|-------|
| | | | NO. | YDS. | AVG. | LG | TD | NO. | YDS. | AVG. | LG | TD | | |
| 01/17 | Cardinals | P | 0 | 0 | 0.0 | 0 | 0 | 0 | 0 | 0.0 | 0 | 0 | W | 34-11 |
| 01/23 | at Buccaneers | P | 2 | 18 | 9.0 | 11 | 1 | 0 | 0 | 0.0 | 0 | 0 | W | 30-27 |
| 01/30 | 49ers | P | 5 | 57 | 11.4 | 20 | 0 | 0 | 0 | 0.0 | 0 | 0 | W | 20-17 |
| 02/13 | at Bengals | S | 0 | 0 | 0.0 | 0 | 0 | 0 | 0 | 0.0 | 0 | 0 | W | 23-20 |
| 2021 TOTALS | | 4-1 | 7 | 75 | 10.7 | 20 | 1 | 0 | 0 | 0.0 | 0 | 0 | 4-0 | |

2022 GAME-BY-GAME POSTSEASON STATISTICS (CHIEFS)

| DATE | OPPONENT | P/S | RECEIVING | | | | | RUSHING | | | | | W/L | SCORE |
|--------------------|-----------|------------|-----------|----------|------------|----------|----------|----------|----------|------------|----------|----------|------------|-------|
| | | | NO. | YDS. | AVG. | LG | TD | NO. | YDS. | AVG. | LG | TD | | |
| 01/21 | Jaguars | | | | | | | | | | | | W | 27-20 |
| 01/29 | Bengals | | | | | | | | | | | | W | 23-20 |
| 02/12 | at Eagles | | | | | | | | | | | | W | 38-35 |
| 2022 TOTALS | | 0-0 | 0 | 0 | 0.0 | 0 | 0 | 0 | 0 | 0.0 | 0 | 0 | 3-0 | |



NICK BOLTON

LINEBACKER #32
MISSOURI



3RD YEAR IN THE NFL

3RD YEAR WITH THE CHIEFS

HEIGHT: 5'11"
WEIGHT: 237 LBS
DRAFTED: D2A-21
BIRTHDAY: 3/10/00

Third-year linebacker enters his third season with the Chiefs in 2023.

Originally entered the NFL as a second-round pick (58th overall) by the Kansas City Chiefs in the 2021 NFL Draft.

Career Highlights:

- Finished second overall league wide in total tackles made in 2022 (180) and recorded the franchise's single-season best.
- Had nine games with 10 or more tackles in 2022, marking the most 10+-tackle games in a single-season in Chiefs history.
- Against the Denver Broncos (1/8/21), Bolton scooped up a fumble and returned it 86 yards for a touchdown. The fumble return ties for the fourth-longest fumble return for a touchdown in franchise history. It marked Bolton's first-career fumble recovery and his first career defensive touchdown.
- Led the team with 112 total tackles (70 solo, 42 assisted) and 11 tackles for loss in 2021.
- Moved into fifth place for most tackles in a season (112) by a rookie player in franchise history, passing S Greg Wesley (101, 2000).

Postseason Career Highlights:

- In Super Bowl LVII in Arizona, Bolton returned a fumble 36 yards for a touchdown that helped tie the Chiefs 14-14 with the Eagles. Bolton had a similar play later in the game that ended up being ruled back. His touchdown made him the first Mizzou Tiger to score in the Super Bowl.

Honors:

- Was voted by teammates as a defensive team captain prior to the club's 2022 playoff games.
- 2021 Mack Lee Hill Award winner, voted by teammates as best rookie.
- 2021 PFWA All-Rookie Team.
- October 2021 Defensive Rookie of the Month.

Transactions:

Originally entered the NFL as a second-round pick (58th overall) by the Kansas City Chiefs in the 2021 NFL Draft.

COLLEGE

Appeared in 35 games at Mizzou over three seasons (2018-20) ... Totaled 224 tackles (147 solo), 16.0 tackles for loss, 4.0 sacks, two interceptions, 15 passes defended and one fumble recovery ... Was a two-time first-team ALL-SEC and second and third-team All-American ... Led Missouri in tackles in each of his last two seasons - racking up 202 total tackles since 2019 while averaging more than nine tackles-per-game ... During his final season at Mizzou, a ten-game season due to COVID-19, he tallied 95 tackles (61 solo), 7.5 tackles for loss, 2.0 sacks, five passes defended and his first-career fumble recovery ... In 2019, his 107 tackles were the SEC's top-mark during the regular season and only LSU's Jacob Phillips, who played in 15 games vs. Bolton's 12, finished ahead of Bolton on the SEC tackle chart (113 in 15 games) ... His 8.92 tackles per game were far-and-away the best mark in the league, beating Arkansas' De'Jon Harris (8.42 per game) ... His 74 solo tackles were 15 more than any other defender in the SEC and ranked 31st nationally in tackles per game while his 74 solo tackles were fifth nationally.

PERSONAL

- Was a proven leader at Frisco Lone Star, earning District MVP honors twice.
- As a senior, he was named District 13-5A Defensive MVP for the second consecutive season after totaling 130 tackles, with 16 tackles for loss and five interceptions.
- Named 2016 District 13-5A Defensive MVP after totaling 111 tackles, seven tackles for loss, three forced fumbles and one interception.
- In 2015, he totaled 81 tackles with three interceptions and 4.0 sacks.
- Named the No. 5 linebacker in the Dallas-Fort Worth area by the Dallas Morning News.
- Morning News First-Team All-State at linebacker.
- Guided Frisco Lone Star to a 12-2 record with an appearance in the regional final as a senior.
- Hometown: Frisco, Texas.

NICK BOLTON'S NFL REGULAR SEASON DEFENSIVE STATISTICS

| DATE | TEAM | GP | GS | TACKLES | | | | | | | INTERCEPTIONS | | | | | O. FUMB | | | | ST | | | MISC | | | |
|-------------------|--------|-----------|-----------|------------|------------|------------|-----------|-----------|------------|-------------|---------------|----------|-----------|-----------|----------|----------|----------|----------|----------|-----------|----------|----------|----------|----------|----------|---|
| | | | | TK | S | A | TFL | YDS | SK | YDS | QBH | NO | YDS | LG | TD | PD | FF | FR | TD | YDS | TK | S | A | FF | FR | S |
| 2021 | Chiefs | 16 | 12 | 112 | 70 | 42 | 11 | 11 | 0.0 | 0.0 | 3 | 0 | 0 | 0 | 0 | 3 | 0 | 1 | 1 | 86 | 0 | 0 | 0 | 0 | 0 | 0 |
| 2022 | Chiefs | 17 | 17 | 180 | 108 | 72 | 9 | 22 | 2.0 | 19.0 | 7 | 2 | 15 | 15 | 0 | 3 | 1 | 0 | 0 | 0 | 0 | 0 | 0 | 0 | 0 | |
| NFL TOTALS | | 33 | 29 | 292 | 178 | 114 | 20 | 33 | 2.0 | 19.0 | 10 | 2 | 15 | 15 | 0 | 6 | 1 | 1 | 1 | 86 | 0 | 0 | 0 | 0 | 0 | |

NICK BOLTON'S NFL POSTSEASON DEFENSIVE STATISTICS

| DATE | TEAM | GP | GS | TACKLES | | | | | | | INTERCEPTIONS | | | | | O. FUMB | | | | ST | | | MISC | | | |
|-------------------|--------|----------|----------|-----------|-----------|-----------|----------|----------|------------|------------|---------------|----------|----------|----------|----------|----------|----------|----------|-----------|----------|----------|----------|----------|----------|----------|---|
| | | | | TK | S | A | TFL | YDS | SK | YDS | QBH | NO | YDS | LG | TD | PD | FF | FR | TD | YDS | TK | S | A | FF | FR | S |
| 2021 | Chiefs | 3 | 2 | 18 | 10 | 8 | 1 | 0 | 0.0 | 0.0 | 0 | 0 | 0 | 0 | 0 | 0 | 0 | 0 | 0 | 0 | 1 | 1 | 0 | 0 | 0 | 0 |
| 2022 | Chiefs | 3 | 3 | 23 | 15 | 8 | 0 | 0 | 0.0 | 0.0 | 0 | 0 | 0 | 0 | 0 | 0 | 2 | 1 | 36 | 0 | 0 | 0 | 0 | 0 | 0 | |
| NFL TOTALS | | 6 | 5 | 41 | 25 | 16 | 1 | 0 | 0.0 | 0.0 | 0 | 0 | 0 | 0 | 0 | 0 | 2 | 1 | 36 | 1 | 1 | 0 | 0 | 0 | 0 | |

SINGLE-GAME HIGHS: DEFENSIVE

| | | | |
|------------------------|-------------------------------------------------------------------------------------------------------------------------------------------------------------------------------------------|-----------------------------------------------------|------------------------------------------------------------------------------------------------------------------------------------------------------------------------------------------------------------------|
| Total Tackles | 18 vs. Seattle, Dec 24, 2022 16 at Las Vegas, Jan 07, 2023 16 at Cincinnati, Dec 04, 2022 15 at Tennessee, Oct 24, 2021 14 at L.A. Chargers, Nov 20, 2022 ...1 more at 14. | Fumble Recoveries Tackles For Loss | 1 at Denver, Jan 08, 2022 4 at Tennessee, Oct 24, 2021 2 vs. Buffalo, Oct 16, 2022 2 vs. Buffalo, Oct 10, 2021 1 vs. L.A. Rams, Nov 27, 2022 1 vs. Jacksonville, Nov 13, 2022 ...10 more at 1. |
| Solo Tackles | 10 at L.A. Chargers, Nov 20, 2022 10 at L.A. Chargers, Dec 16, 2021 9 vs. Buffalo, Oct 16, 2022 9 at Tennessee, Oct 24, 2021 8 at Las Vegas, Jan 07, 2023 ...5 more at 8. | Interceptions | 1 vs. L.A. Rams, Nov 27, 2022 1 at L.A. Chargers, Nov 20, 2022 |
| Sacks | 2.0 at Indianapolis, Sep 25, 2022 | Interception Return Yards | 15 vs. L.A. Rams, Nov 27, 2022 |
| Passes Defensed | 3 at L.A. Chargers, Dec 16, 2021 1 vs. Denver, Jan 01, 2023 1 vs. L.A. Rams, Nov 27, 2022 1 at L.A. Chargers, Nov 20, 2022 | Longest Opp Fumble Return | 86 at Denver, Jan 08, 2022 |
| Forced Fumbles | 1 at L.A. Chargers, Nov 20, 2022 | | |

SINGLE-GAME HIGHS - POSTSEASON: DEFENSIVE

| | | | |
|--------------------------|-------------------------------------------------------------------------------------------------------------------------------------------------------------------------|---------------------------------------------------------------------------------------------|---------------------------------------------------------------------------------------------------|
| Total Tackles | 10 vs. Jacksonville, Jan 21, 2023 9 at Philadelphia, Feb 12, 2023 8 vs. Buffalo, Jan 23, 2022 7 vs. Pittsburgh, Jan 16, 2022 4 vs. Cincinnati, Jan 29, 2023 | Tackles For Loss Special Teams Tackles Longest Opp Fumble Return | 1 vs. Buffalo, Jan 23, 2022 1 vs. Pittsburgh, Jan 16, 2022 36 at Philadelphia, Feb 12, 2023 |
| Solo Tackles | 8 at Philadelphia, Feb 12, 2023 6 vs. Jacksonville, Jan 21, 2023 5 vs. Pittsburgh, Jan 16, 2022 3 vs. Buffalo, Jan 23, 2022 2 vs. Cincinnati, Jan 30, 2022 | | |
| Fumble Recoveries | 1 at Philadelphia, Feb 12, 2023 1 vs. Jacksonville, Jan 21, 2023 | | |



2021 GAME-BY-GAME REGULAR-SEASON STATISTICS (CHIEFS)

| DATE | OPPONENT | P/S | TACKLES | | | | | | | | INTERCEPTIONS | | | | | O. FUMB | | | | ST | | | | | MISC | | W/L | SCORE |
|--------------------|------------------|--------------|------------|-----------|-----------|------------|------------|-----------|-----------|----------|------------------|----------|----------|----------|----------|----------|----------|----------|-----------|----------|----------|----------|----------|----------|----------|-------------|-------|-------|
| | | | TK | S | A | SK | YDS | TFL | YDS | QBH | NO | YDS | LG | TD | PD | FF | FR | TD | YDS | TK | S | A | FF | FR | S | A | | |
| 09/12 | Browns | S | 7 | 4 | 3 | 0.0 | 0.0 | 1 | 1 | 0 | 0 | 0 | 0 | 0 | 0 | 0 | 0 | 0 | 0 | 0 | 0 | 0 | 0 | 0 | 0 | W | 33-29 | |
| 09/19 | at Ravens | S | 9 | 8 | 1 | 0.0 | 0.0 | 1 | 0 | 0 | 0 | 0 | 0 | 0 | 0 | 0 | 0 | 0 | 0 | 0 | 0 | 0 | 0 | 0 | L | 35-36 | | |
| 09/26 | Chargers | S | 7 | 3 | 4 | 0.0 | 0.0 | 0 | 0 | 0 | 0 | 0 | 0 | 0 | 0 | 0 | 0 | 0 | 0 | 0 | 0 | 0 | 0 | 0 | L | 24-30 | | |
| 10/03 | at Eagles | S | 2 | 2 | 0 | 0.0 | 0.0 | 0 | 0 | 0 | 0 | 0 | 0 | 0 | 0 | 0 | 0 | 0 | 0 | 0 | 0 | 0 | 0 | 0 | W | 42-30 | | |
| 10/10 | Bills | S | 6 | 6 | 0 | 0.0 | 0.0 | 2 | 1 | 0 | 0 | 0 | 0 | 0 | 0 | 0 | 0 | 0 | 0 | 0 | 0 | 0 | 0 | 0 | L | 20-38 | | |
| 10/17 | at Football Team | S | 9 | 7 | 2 | 0.0 | 0.0 | 1 | 4 | 0 | 0 | 0 | 0 | 0 | 0 | 0 | 0 | 0 | 0 | 0 | 0 | 0 | 0 | 0 | W | 31-13 | | |
| 10/24 | at Titans | S | 15 | 9 | 6 | 0.0 | 0.0 | 4 | 5 | 0 | 0 | 0 | 0 | 0 | 0 | 0 | 0 | 0 | 0 | 0 | 0 | 0 | 0 | 0 | L | 3-27 | | |
| 11/01 | Giants | S | 11 | 4 | 7 | 0.0 | 0.0 | 0 | 0 | 1 | 0 | 0 | 0 | 0 | 0 | 0 | 0 | 0 | 0 | 0 | 0 | 0 | 0 | 0 | W | 20-17 | | |
| 11/07 | Packers | S | 5 | 1 | 4 | 0.0 | 0.0 | 0 | 0 | 0 | 0 | 0 | 0 | 0 | 0 | 0 | 0 | 0 | 0 | 0 | 0 | 0 | 0 | 0 | W | 13-7 | | |
| 11/14 | at Raiders | S | 4 | 3 | 1 | 0.0 | 0.0 | 1 | 0 | 0 | 0 | 0 | 0 | 0 | 0 | 0 | 0 | 0 | 0 | 0 | 0 | 0 | 0 | 0 | W | 41-14 | | |
| 11/21 | Cowboys | P | 4 | 3 | 1 | 0.0 | 0.0 | 1 | 0 | 1 | 0 | 0 | 0 | 0 | 0 | 0 | 0 | 0 | 0 | 0 | 0 | 0 | 0 | 0 | W | 19-9 | | |
| 12/05 | Broncos | P | 3 | 1 | 2 | 0.0 | 0.0 | 0 | 0 | 0 | 0 | 0 | 0 | 0 | 0 | 0 | 0 | 0 | 0 | 0 | 0 | 0 | 0 | 0 | W | 22-9 | | |
| 12/12 | Raiders | P | 6 | 3 | 3 | 0.0 | 0.0 | 0 | 0 | 0 | 0 | 0 | 0 | 0 | 0 | 0 | 0 | 0 | 0 | 0 | 0 | 0 | 0 | 0 | W | 48-9 | | |
| 12/16 | at Chargers | S | 14 | 10 | 4 | 0.0 | 0.0 | 0 | 0 | 1 | 0 | 0 | 0 | 0 | 3 | 0 | 0 | 0 | 0 | 0 | 0 | 0 | 0 | 0 | W | 34-28+ | | |
| 12/26 | Steelers | | | | | | | | | | RESERVE/COVID-19 | | | | | | | | | | | | | W | 36-10 | | | |
| 01/02 | at Bengals | P | 4 | 2 | 2 | 0.0 | 0.0 | 0 | 0 | 0 | 0 | 0 | 0 | 0 | 0 | 0 | 0 | 0 | 0 | 0 | 0 | 0 | 0 | 0 | L | 31-34 | | |
| 01/08 | at Broncos | S | 6 | 4 | 2 | 0.0 | 0.0 | 0 | 0 | 0 | 0 | 0 | 0 | 0 | 0 | 1 | 1 | 86 | 0 | 0 | 0 | 0 | 0 | 0 | W | 28-24 | | |
| 2021 TOTALS | | 16-12 | 112 | 70 | 42 | 0.0 | 0.0 | 11 | 11 | 3 | 0 | 0 | 0 | 0 | 3 | 0 | 1 | 1 | 86 | 0 | 0 | 0 | 0 | 0 | 0 | 12-5 | | |

+ - Overtime

2022 GAME-BY-GAME REGULAR-SEASON STATISTICS (CHIEFS)

| DATE | OPPONENT | P/S | TACKLES | | | | | | | | INTERCEPTIONS | | | | | O. FUMB | | | | ST | | | | | MISC | | W/L | SCORE |
|--------------------|---------------|--------------|------------|------------|-----------|------------|-------------|----------|-----------|----------|---------------|-----------|-----------|----------|----------|----------|----------|----------|----------|----------|----------|----------|----------|----------|-------------|--------|-----|-------|
| | | | TK | S | A | SK | YDS | TFL | YDS | QBH | NO | YDS | LG | TD | PD | FF | FR | TD | YDS | TK | S | A | FF | FR | S | A | | |
| 09/11 | at Cardinals | S | 10 | 8 | 2 | 0.0 | 0.0 | 1 | 1 | 0 | 0 | 0 | 0 | 0 | 0 | 0 | 0 | 0 | 0 | 0 | 0 | 0 | 0 | 0 | W | 44-21 | | |
| 09/15 | Chargers | S | 10 | 5 | 5 | 0.0 | 0.0 | 0 | 0 | 0 | 0 | 0 | 0 | 0 | 0 | 0 | 0 | 0 | 0 | 0 | 0 | 0 | 0 | 0 | W | 27-24 | | |
| 09/25 | at Colts | S | 9 | 6 | 3 | 2.0 | 19.0 | 1 | 11 | 2 | 0 | 0 | 0 | 0 | 0 | 0 | 0 | 0 | 0 | 0 | 0 | 0 | 0 | 0 | L | 17-20 | | |
| 10/02 | at Buccaneers | S | 9 | 6 | 3 | 0.0 | 0.0 | 1 | 2 | 0 | 0 | 0 | 0 | 0 | 0 | 0 | 0 | 0 | 0 | 0 | 0 | 0 | 0 | 0 | W | 41-31 | | |
| 10/10 | Raiders | S | 9 | 7 | 2 | 0.0 | 0.0 | 0 | 0 | 1 | 0 | 0 | 0 | 0 | 0 | 0 | 0 | 0 | 0 | 0 | 0 | 0 | 0 | 0 | W | 30-29 | | |
| 10/16 | Bills | S | 13 | 9 | 4 | 0.0 | 0.0 | 2 | 2 | 0 | 0 | 0 | 0 | 0 | 0 | 0 | 0 | 0 | 0 | 0 | 0 | 0 | 0 | 0 | L | 20-24 | | |
| 10/23 | at 49ers | S | 10 | 7 | 3 | 0.0 | 0.0 | 1 | 1 | 1 | 0 | 0 | 0 | 0 | 0 | 0 | 0 | 0 | 0 | 0 | 0 | 0 | 0 | 0 | W | 44-23 | | |
| 11/06 | Titans | S | 3 | 1 | 2 | 0.0 | 0.0 | 1 | 4 | 0 | 0 | 0 | 0 | 0 | 0 | 0 | 0 | 0 | 0 | 0 | 0 | 0 | 0 | 0 | W | 20-17+ | | |
| 11/13 | Jaguars | S | 8 | 5 | 3 | 0.0 | 0.0 | 1 | 0 | 0 | 0 | 0 | 0 | 0 | 0 | 0 | 0 | 0 | 0 | 0 | 0 | 0 | 0 | 0 | W | 27-17 | | |
| 11/20 | at Chargers | S | 14 | 10 | 4 | 0.0 | 0.0 | 0 | 0 | 0 | 1 | 0 | 0 | 0 | 1 | 1 | 0 | 0 | 0 | 0 | 0 | 0 | 0 | 0 | W | 30-27 | | |
| 11/27 | Rams | S | 11 | 8 | 3 | 0.0 | 0.0 | 1 | 1 | 0 | 1 | 15 | 15 | 0 | 1 | 0 | 0 | 0 | 0 | 0 | 0 | 0 | 0 | 0 | W | 26-10 | | |
| 12/04 | at Bengals | S | 16 | 8 | 8 | 0.0 | 0.0 | 0 | 0 | 0 | 0 | 0 | 0 | 0 | 0 | 0 | 0 | 0 | 0 | 0 | 0 | 0 | 0 | 0 | L | 24-27 | | |
| 12/11 | at Broncos | S | 8 | 4 | 4 | 0.0 | 0.0 | 0 | 0 | 1 | 0 | 0 | 0 | 0 | 0 | 0 | 0 | 0 | 0 | 0 | 0 | 0 | 0 | 0 | W | 34-28 | | |
| 12/18 | at Texans | S | 7 | 4 | 3 | 0.0 | 0.0 | 0 | 0 | 2 | 0 | 0 | 0 | 0 | 0 | 0 | 0 | 0 | 0 | 0 | 0 | 0 | 0 | 0 | W | 30-24+ | | |
| 12/24 | Seahawks | S | 18 | 8 | 10 | 0.0 | 0.0 | 0 | 0 | 0 | 0 | 0 | 0 | 0 | 0 | 0 | 0 | 0 | 0 | 0 | 0 | 0 | 0 | 0 | W | 24-10 | | |
| 01/01 | Broncos | S | 9 | 4 | 5 | 0.0 | 0.0 | 0 | 0 | 0 | 0 | 0 | 0 | 0 | 1 | 0 | 0 | 0 | 0 | 0 | 0 | 0 | 0 | 0 | W | 27-24 | | |
| 01/07 | at Raiders | S | 16 | 8 | 8 | 0.0 | 0.0 | 0 | 0 | 0 | 0 | 0 | 0 | 0 | 0 | 0 | 0 | 0 | 0 | 0 | 0 | 0 | 0 | 0 | W | 31-13 | | |
| 2022 TOTALS | | 17-17 | 180 | 108 | 72 | 2.0 | 19.0 | 9 | 22 | 7 | 2 | 15 | 15 | 0 | 3 | 1 | 0 | 0 | 0 | 0 | 0 | 0 | 0 | 0 | 14-3 | | | |

+ - Overtime

2021 GAME-BY-GAME POSTSEASON STATISTICS (CHIEFS)

| DATE | OPPONENT | P/S | TACKLES | | | | | | | | INTERCEPTIONS | | | | | O. FUMB | | | | ST | | | | | MISC | | W/L | SCORE |
|--------------------|----------|------------|-----------|-----------|----------|------------|------------|----------|----------|----------|---------------|----------|----------|----------|----------|----------|----------|----------|----------|----------|----------|----------|----------|----------|----------|------------|--------|-------|
| | | | TK | S | A | SK | YDS | TFL | YDS | QBH | NO | YDS | LG | TD | PD | FF | FR | TD | YDS | TK | S | A | FF | FR | S | A | | |
| 01/16 | Steelers | P | 7 | 5 | 2 | 0.0 | 0.0 | 0 | 0 | 0 | 0 | 0 | 0 | 0 | 0 | 0 | 0 | 0 | 0 | 1 | 1 | 0 | 0 | 0 | 0 | W | 42-21 | |
| 01/23 | Bills | S | 8 | 3 | 5 | 0.0 | 0.0 | 1 | 0 | 0 | 0 | 0 | 0 | 0 | 0 | 0 | 0 | 0 | 0 | 0 | 0 | 0 | 0 | 0 | 0 | W | 42-36+ | |
| 01/30 | Bengals | S | 3 | 2 | 1 | 0.0 | 0.0 | 0 | 0 | 0 | 0 | 0 | 0 | 0 | 0 | 0 | 0 | 0 | 0 | 0 | 0 | 0 | 0 | 0 | L | 24-27+ | | |
| 2021 TOTALS | | 3-2 | 18 | 10 | 8 | 0.0 | 0.0 | 1 | 0 | 0 | 0 | 0 | 0 | 0 | 0 | 0 | 0 | 0 | 0 | 1 | 1 | 0 | 0 | 0 | 0 | 2-1 | | |

+ - Overtime


2022 GAME-BY-GAME POSTSEASON STATISTICS (CHIEFS)

| DATE | OPPONENT | P/S | TACKLES | | | | | | | | INTERCEPTIONS | | | | | O. FUMB | | | | ST | | | | | MISC | | W/L | SCORE |
|--------------------|-----------|------------|-----------|-----------|----------|------------|------------|----------|----------|----------|---------------|----------|----------|----------|----------|----------|----------|-----------|----------|----------|----------|----------|----------|----------|----------|------------|-----|-------|
| | | | TK | S | A | SK | YDS | TFL | YDS | QBH | NO | YDS | LG | TD | PD | FF | FR | TD | YDS | TK | S | A | FF | FR | S | A | | |
| 01/21 | Jaguars | S | 10 | 6 | 4 | 0.0 | 0.0 | 0 | 0 | 0 | 0 | 0 | 0 | 0 | 0 | 0 | 1 | 0 | 0 | 0 | 0 | 0 | 0 | 0 | W | 27-20 | | |
| 01/29 | Bengals | S | 4 | 1 | 3 | 0.0 | 0.0 | 0 | 0 | 0 | 0 | 0 | 0 | 0 | 0 | 0 | 0 | 0 | 0 | 0 | 0 | 0 | 0 | 0 | W | 23-20 | | |
| 02/12 | at Eagles | S | 9 | 8 | 1 | 0.0 | 0.0 | 0 | 0 | 0 | 0 | 0 | 0 | 0 | 0 | 1 | 1 | 36 | 0 | 0 | 0 | 0 | 0 | 0 | W | 38-35 | | |
| 2022 TOTALS | | 3-3 | 23 | 15 | 8 | 0.0 | 0.0 | 0 | 0 | 0 | 0 | 0 | 0 | 0 | 0 | 2 | 1 | 36 | 0 | 0 | 0 | 0 | 0 | 0 | 0 | 3-0 | | |



DICAPRIO BOOTLE

CORNERBACK #30
NEBRASKA



1ST YEAR IN THE NFL

1ST YEAR WITH THE CHIEFS

HEIGHT: 5'10"
WEIGHT: 180 LBS
DRAFTED: CFA-21
BIRTHDAY: 9/17/97

First-year cornerback enters his first season with the Chiefs in 2023, after spending the past two seasons on the club's practice squad.

Originally entered the NFL as an undrafted free agent with the Kansas City Chiefs in 2021.

Signed with Kansas City (2/15/23) ... Signed with Kansas City's practice squad (10/20/22) ... Released by Kansas City (10/17/22) ... Elevated to Kansas City's active roster (10/15/22) ... Signed with Kansas City's practice squad (9/13/22) ... Released by Kansas City (8/30/22) ... Signed with Kansas City (2/2/22) ... Signed with Kansas City's practice squad (9/1/21) ... Released by Kansas City (8/31/21) ... Originally entered the NFL as an undrafted free agent with the Kansas City Chiefs in 2021.

Transactions:

COLLEGE

Finished his career at Nebraska (2016-20) tallying 32 consecutive starts ... As a senior in 2020, finished with 25 tackles, a half tackle for loss, five pass breakups and one interception ... He was named an honorable-mention All-Big Ten selection by the media in 2019 and 2020 ... Totaled 26 pass breakups in his career, a total which ranked ninth in Nebraska history upon the completion of the 2020 season ... Was the Nebraska Defensive Back of the Year in 2018 and 2019.

PERSONAL

- Was a standout at Southridge High School.
- As a senior in 2015, helped Southridge to an 8-5 record and a trip to the second round of the Florida Class 8A playoffs.
- Totaled 64 tackles and two interceptions from his cornerback position, while also causing three fumbles and recovering two others.
- Also a standout at Killian High School in 2014, helping the team to a 14-1 record and a trip to the state semifinals.
- Was also a track standout and posted top times of 10.64 in the 100 meters and 21.36 in the 200 meters.
- He finished third in the 200 at the state track meet.
- Hometown: Miami, Fla.

DICAPRIO BOOTLE'S NFL REGULAR SEASON DEFENSIVE STATISTICS

| DATE | TEAM | GP | GS | TACKLES | | | | | | | INTERCEPTIONS | | | | | O. FUMB | | | | ST | | | | MISC | | | | | | | |
|-------------------|--------|----------|----------|----------|----------|----------|----------|----------|------------|------------|---------------|----------|----------|----------|----------|----------|----------|----------|----------|----------|----------|----------|----------|----------|----------|----------|----------|----------|----------|----------|---|
| | | | | TK | S | A | TFL | YDS | SK | YDS | QBH | NO | YDS | LG | TD | PD | FF | FR | TD | YDS | TK | S | A | FF | FR | S | A | | | | |
| 2021 | Chiefs | 3 | 0 | 7 | 5 | 2 | 0 | 0 | 0.0 | 0.0 | 0 | 0 | 0 | 0 | 0 | 0 | 0 | 0 | 0 | 0 | 0 | 0 | 0 | 0 | 1 | 1 | 0 | 0 | 0 | 0 | 0 |
| 2022 | Chiefs | 4 | 0 | 1 | 0 | 1 | 0 | 0 | 0.0 | 0.0 | 0 | 0 | 0 | 0 | 0 | 0 | 0 | 0 | 0 | 0 | 0 | 0 | 0 | 0 | 2 | 1 | 1 | 0 | 0 | 0 | 0 |
| NFL TOTALS | | 7 | 0 | 8 | 5 | 3 | 0 | 0 | 0.0 | 0.0 | 0 | 0 | 0 | 0 | 0 | 0 | 0 | 0 | 0 | 0 | 0 | 0 | 0 | 3 | 2 | 1 | 0 | 0 | 0 | 0 | |

DICAPRIO BOOTLE'S NFL POSTSEASON DEFENSIVE STATISTICS

| DATE | TEAM | GP | GS | TACKLES | | | | | | | INTERCEPTIONS | | | | | O. FUMB | | | | ST | | | | MISC | | | | | | | |
|-------------------|--------|----------|----------|----------|----------|----------|----------|----------|------------|------------|---------------|----------|----------|----------|----------|----------|----------|----------|----------|----------|----------|----------|----------|----------|----------|----------|----------|----------|----------|----------|---|
| | | | | TK | S | A | TFL | YDS | SK | YDS | QBH | NO | YDS | LG | TD | PD | FF | FR | TD | YDS | TK | S | A | FF | FR | S | A | | | | |
| 2021 | Chiefs | 0 | 0 | 0 | 0 | 0 | 0 | 0 | 0.0 | 0.0 | 0 | 0 | 0 | 0 | 0 | 0 | 0 | 0 | 0 | 0 | 0 | 0 | 0 | 0 | 0 | 0 | 0 | 0 | 0 | 0 | 0 |
| 2022 | Chiefs | 0 | 0 | 0 | 0 | 0 | 0 | 0 | 0.0 | 0.0 | 0 | 0 | 0 | 0 | 0 | 0 | 0 | 0 | 0 | 0 | 0 | 0 | 0 | 0 | 0 | 0 | 0 | 0 | 0 | 0 | 0 |
| NFL TOTALS | | 0 | 0 | 0 | 0 | 0 | 0 | 0 | 0.0 | 0.0 | 0 | 0 | 0 | 0 | 0 | 0 | 0 | 0 | 0 | 0 | 0 | 0 | 0 | 0 | 0 | 0 | 0 | 0 | 0 | 0 | |

SINGLE-GAME HIGHS: DEFENSIVE

Total Tackles
Solo Tackles

7 vs. Pittsburgh, Dec 26, 2021
5 vs. Pittsburgh, Dec 26, 2021

Special Teams Tackles

1 at Indianapolis, Sep 25, 2022
1 vs. L.A. Chargers, Sep 15, 2022
1 at Philadelphia, Oct 03, 2021



2021 GAME-BY-GAME REGULAR-SEASON STATISTICS (CHIEFS)

| DATE | OPPONENT | P/S | TACKLES | | | | | | | INTERCEPTIONS | | | | | O. FUMB | | | | ST | | | | MISC | | W/L | SCORE | | |
|--------------------|------------------|------------|----------|----------|----------|------------|------------|----------|----------|---------------|----------|----------|----------|----------|----------|----------|----------|----------|----------|----------|----------|----------|----------|----------|----------|-------------|-------|--------|
| | | | TK | S | A | SK | YDS | TFL | YDS | QBH | NO | YDS | LG | TD | PD | FF | FR | TD | YDS | TK | S | A | FF | FR | | | S | A |
| 09/12 | Browns | | | | | | | | | | | | | | | | | | | | | | | | | W | 33-29 | |
| 09/19 | at Ravens | | | | | | | | | | | | | | | | | | | | | | | | | L | 35-36 | |
| 09/26 | Chargers | | | | | | | | | | | | | | | | | | | | | | | | | L | 24-30 | |
| 10/03 | at Eagles | P | 0 | 0 | 0 | 0.0 | 0.0 | 0 | 0 | 0 | 0 | 0 | 0 | 0 | 0 | 0 | 0 | 0 | 1 | 1 | 0 | 0 | 0 | 0 | 0 | 0 | W | 42-30 |
| 10/10 | Bills | | | | | | | | | | | | | | | | | | | | | | | | | L | 20-38 | |
| 10/17 | at Football Team | | | | | | | | | | | | | | | | | | | | | | | | | W | 31-13 | |
| 10/24 | at Titans | | | | | | | | | | | | | | | | | | | | | | | | | L | 3-27 | |
| 11/01 | Giants | | | | | | | | | | | | | | | | | | | | | | | | | W | 20-17 | |
| 11/07 | Packers | | | | | | | | | | | | | | | | | | | | | | | | | W | 13-7 | |
| 11/14 | at Raiders | | | | | | | | | | | | | | | | | | | | | | | | | W | 41-14 | |
| 11/21 | Cowboys | | | | | | | | | | | | | | | | | | | | | | | | | W | 19-9 | |
| 12/05 | Broncos | | | | | | | | | | | | | | | | | | | | | | | | | W | 22-9 | |
| 12/12 | Raiders | | | | | | | | | | | | | | | | | | | | | | | | | W | 48-9 | |
| 12/16 | at Chargers | P | 0 | 0 | 0 | 0.0 | 0.0 | 0 | 0 | 0 | 0 | 0 | 0 | 0 | 0 | 0 | 0 | 0 | 0 | 0 | 0 | 0 | 0 | 0 | 0 | 0 | W | 34-28+ |
| 12/26 | Steelers | P | 7 | 5 | 2 | 0.0 | 0.0 | 0 | 0 | 0 | 0 | 0 | 0 | 0 | 0 | 0 | 0 | 0 | 0 | 0 | 0 | 0 | 0 | 0 | 0 | 0 | W | 36-10 |
| 01/02 | at Bengals | | | | | | | | | | | | | | | | | | | | | | | | | L | 31-34 | |
| 01/08 | at Broncos | | | | | | | | | | | | | | | | | | | | | | | | | W | 28-24 | |
| 2021 TOTALS | | 3-0 | 7 | 5 | 2 | 0.0 | 0.0 | 0 | 0 | 0 | 0 | 0 | 0 | 0 | 0 | 0 | 0 | 1 | 1 | 0 | 0 | 0 | 0 | 0 | 0 | 12-5 | | |

+ - Overtime

2022 GAME-BY-GAME REGULAR-SEASON STATISTICS (CHIEFS)

| DATE | OPPONENT | P/S | TACKLES | | | | | | | INTERCEPTIONS | | | | | O. FUMB | | | | ST | | | | MISC | | W/L | SCORE | | |
|--------------------|---------------|------------|----------|----------|----------|------------|------------|----------|----------|---------------|----------|----------|----------|----------|----------|----------|----------|----------|----------|----------|----------|----------|----------|----------|----------|-------------|--------|-------|
| | | | TK | S | A | SK | YDS | TFL | YDS | QBH | NO | YDS | LG | TD | PD | FF | FR | TD | YDS | TK | S | A | FF | FR | | | S | A |
| 09/11 | at Cardinals | | | | | | | | | | | | | | | | | | | | | | | | | W | 44-21 | |
| 09/15 | Chargers | P | 0 | 0 | 0 | 0.0 | 0.0 | 0 | 0 | 0 | 0 | 0 | 0 | 0 | 0 | 0 | 0 | 0 | 1 | 0 | 1 | 0 | 0 | 0 | 0 | 0 | W | 27-24 |
| 09/25 | at Colts | P | 0 | 0 | 0 | 0.0 | 0.0 | 0 | 0 | 0 | 0 | 0 | 0 | 0 | 0 | 0 | 0 | 0 | 1 | 1 | 0 | 0 | 0 | 0 | 0 | 0 | L | 17-20 |
| 10/02 | at Buccaneers | | | | | | | | | | | | | | | | | | | | | | | | | W | 41-31 | |
| 10/10 | Raiders | | | | | | | | | | | | | | | | | | | | | | | | | W | 30-29 | |
| 10/16 | Bills | P | 0 | 0 | 0 | 0.0 | 0.0 | 0 | 0 | 0 | 0 | 0 | 0 | 0 | 0 | 0 | 0 | 0 | 0 | 0 | 0 | 0 | 0 | 0 | 0 | 0 | L | 20-24 |
| 10/23 | at 49ers | P | 1 | 0 | 1 | 0.0 | 0.0 | 0 | 0 | 0 | 0 | 0 | 0 | 0 | 0 | 0 | 0 | 0 | 0 | 0 | 0 | 0 | 0 | 0 | 0 | 0 | W | 44-23 |
| 11/06 | Titans | | | | | | | | | | | | | | | | | | | | | | | | | W | 20-17+ | |
| 11/13 | Jaguars | | | | | | | | | | | | | | | | | | | | | | | | | W | 27-17 | |
| 11/20 | at Chargers | | | | | | | | | | | | | | | | | | | | | | | | | W | 30-27 | |
| 11/27 | Rams | | | | | | | | | | | | | | | | | | | | | | | | | W | 26-10 | |
| 12/04 | at Bengals | | | | | | | | | | | | | | | | | | | | | | | | | L | 24-27 | |
| 12/11 | at Broncos | | | | | | | | | | | | | | | | | | | | | | | | | W | 34-28 | |
| 12/18 | at Texans | | | | | | | | | | | | | | | | | | | | | | | | | W | 30-24+ | |
| 12/24 | Seahawks | | | | | | | | | | | | | | | | | | | | | | | | | W | 24-10 | |
| 01/01 | Broncos | | | | | | | | | | | | | | | | | | | | | | | | | W | 27-24 | |
| 01/07 | at Raiders | | | | | | | | | | | | | | | | | | | | | | | | | W | 31-13 | |
| 2022 TOTALS | | 4-0 | 1 | 0 | 1 | 0.0 | 0.0 | 0 | 0 | 0 | 0 | 0 | 0 | 0 | 0 | 0 | 0 | 2 | 1 | 1 | 0 | 0 | 0 | 0 | 0 | 14-3 | | |

+ - Overtime

2021 GAME-BY-GAME POSTSEASON STATISTICS (CHIEFS)

| DATE | OPPONENT | P/S | TACKLES | | | | | | | INTERCEPTIONS | | | | | O. FUMB | | | | ST | | | | MISC | | W/L | SCORE | |
|--------------------|----------|-----|----------|----------|----------|------------|------------|----------|----------|---------------|----------|----------|----------|----------|----------|----------|----------|----------|----------|----------|----------|----------|----------|----------|----------|------------|--------|
| | | | TK | S | A | SK | YDS | TFL | YDS | QBH | NO | YDS | LG | TD | PD | FF | FR | TD | YDS | TK | S | A | FF | FR | | | S |
| 01/16 | Steelers | | | | | | | | | | | | | | | | | | | | | | | | | W | 42-21 |
| 01/23 | Bills | | | | | | | | | | | | | | | | | | | | | | | | | W | 42-36+ |
| 01/30 | Bengals | | | | | | | | | | | | | | | | | | | | | | | | | L | 24-27+ |
| 2021 TOTALS | | | 0 | 0 | 0 | 0.0 | 0.0 | 0 | 0 | 0 | 0 | 0 | 0 | 0 | 0 | 0 | 0 | 0 | 0 | 0 | 0 | 0 | 0 | 0 | 0 | 2-1 | |

+ - Overtime

2022 GAME-BY-GAME POSTSEASON STATISTICS (CHIEFS)

| DATE | OPPONENT | P/S | TACKLES | | | | | | | INTERCEPTIONS | | | | | O. FUMB | | | | ST | | | | MISC | | W/L | SCORE | |
|--------------------|-----------|-----|----------|----------|----------|------------|------------|----------|----------|---------------|----------|----------|----------|----------|----------|----------|----------|----------|----------|----------|----------|----------|----------|----------|----------|------------|-------|
| | | | TK | S | A | SK | YDS | TFL | YDS | QBH | NO | YDS | LG | TD | PD | FF | FR | TD | YDS | TK | S | A | FF | FR | | | S |
| 01/21 | Jaguars | | | | | | | | | | | | | | | | | | | | | | | | | W | 27-20 |
| 01/29 | Bengals | | | | | | | | | | | | | | | | | | | | | | | | | W | 23-20 |
| 02/12 | at Eagles | | | | | | | | | | | | | | | | | | | | | | | | | W | 38-35 |
| 2022 TOTALS | | | 0 | 0 | 0 | 0.0 | 0.0 | 0 | 0 | 0 | 0 | 0 | 0 | 0 | 0 | 0 | 0 | 0 | 0 | 0 | 0 | 0 | 0 | 0 | 0 | 3-0 | |





EKOW BOYE-DOE

CORNERBACK #40
KANSAS STATE



ROOKIE

HEIGHT: 6'0"
WEIGHT: 177 LBS
DRAFTED: CFA-23
BIRTHDAY: 11/4/99

📌 Rookie cornerback enters his first season with the Chiefs in 2023.

📌 Originally entered the NFL as an undrafted free agent with the Kansas City Chiefs in 2023.

Transactions:

Originally entered the NFL as an undrafted free agent with the Kansas City Chiefs in 2023.

COLLEGE

Played in 42 games with 35 starts, which included starts in each of the final 27 games of his career at Kansas State ... Recorded 74 tackles (56 solo), 3.0 tackles for loss (-5.0yds), 13 passes defensed, one forced fumble and a fumble recovery ... In 2020, he ranked 11th in the Big 12 in passes defensed (seven) ... Received the follow awards and honors: 2022 All-Big 12 Honorable Mention (Coaches) and 2020 first-team Academic All-Big 12.

PERSONAL

- 📌 Played at Lawrence under Head Coach Dirk Wedd.
- 📌 Rated the third-best player in the state of Kansas for the Class of 2018 by 247Sports, while he was ranked No. 4 by Rivals and No. 6 by ESPN.
- 📌 Listed as the 116th-best athlete in the nation for the Class of 2018 by ESPN as he also excelled at receiver in high school.
- 📌 A first team all-state performer as a senior by the *Topeka Capital-Journal* and *Wichita Eagle*.
- 📌 Also named a first team all-league player at defensive back and picked up second-team honors as a receiver, while he was named to the All-Simone team.
- 📌 Also participated in basketball and track.
- 📌 Born in Accra, Ghana.
- 📌 Son of Kofi and Valentina Boye-Doe.
- 📌 Obtained his undergraduate degree from K-State in social studies in May 2022.



SHANE BUECHELE

QUARTERBACK #12

SMU



1ST YEAR IN THE NFL

1ST YEAR WITH THE CHIEFS

HEIGHT: 6'0"
WEIGHT: 210 LBS
DRAFTED: CFA-21
BIRTHDAY: 1/8/98

- First-year quarterback enters his first season with the Chiefs in 2023, after spending the past two seasons on the club's practice squad/inactive list.
- Originally entered the NFL as an undrafted free agent with the Kansas City Chiefs in 2021.

Transactions:

Elevated to Kansas City's active roster (11/16/21) ... Signed with Kansas City's practice squad (9/1/21) ... Released by Kansas City (8/31/21) ... Originally entered the NFL as an undrafted free agent with the Kansas City Chiefs in 2021.

COLLEGE

Started all 23 games he appeared in at SMU (2019-20) after transferring from Texas where he appeared in 23 games (19 starts) from 2016-18 ... Finished his career ranked first on career active lists for completions (952) and passing yards (11,660), second in total offense (12,128), fourth in passing TDs (87) and fifth in total TDs (95) ... As a senior in 2020, was ranked eighth nationally in completions per game (24.20), ninth in passing yards (3,095) and passing yards per game (309.5), 10th in total offense (320.0) and 13th in passing touchdowns (23) ... In 2019, completed 307 of 490 passes for 3,929 yards (second AAC) and 34 touchdowns (second AAC), and his 302.2 passing yards per game and points responsible for (222) led the conference.

PERSONAL

- Two-time All-State and three-time all-district selection at Arlington Lamar.
- Passed for 6,379 yards and 73 touchdowns while rushing for 1,805 yards and 21 touchdowns in his career.
- Named second-team 6A All-State by the Associated Press in 2015.
- Chosen second-team 6A Academic All-State.
- Selected MVP of District 4-6A.
- Tabbed Offensive Player of the Year of District 4-6A.
- Chosen first-team All-District 3-5A in 2013.
- Also played baseball.
- Father, Steve, played baseball at Stanford and spent 11 seasons in Major League Baseball. He currently works for the Texas Rangers.
- Last name pronounced: BOO-shell.
- Hometown: Arlington, Texas.

SHANE BUECHELE'S NFL REGULAR SEASON PASSING STATISTICS

| DATE | TEAM | GP | GS | ATT. | CMP. | PCT. | YDS | AVG. | TD | INT. | LG | SK | LST | RATE |
|---------------|--------|----------|----------|----------|----------|------------|----------|------------|----------|----------|----------|----------|----------|------------|
| 2021 | Chiefs | 0 | 0 | 0 | 0 | 0.0 | 0 | 0.0 | 0 | 0 | 0 | 0 | 0 | 0.0 |
| 2022 | Chiefs | 0 | 0 | 0 | 0 | 0.0 | 0 | 0.0 | 0 | 0 | 0 | 0 | 0 | 0.0 |
| TOTALS | | 0 | 0 | 0 | 0 | 0.0 | 0 | 0.0 | 0 | 0 | 0 | 0 | 0 | 0.0 |

SHANE BUECHELE'S NFL POSTSEASON PASSING STATISTICS

| DATE | TEAM | GP | GS | ATT. | CMP. | PCT. | YDS | AVG. | TD | INT. | LG | SK | LST | RATE |
|---------------|--------|----------|----------|----------|----------|------------|----------|------------|----------|----------|----------|----------|----------|------------|
| 2021 | Chiefs | 0 | 0 | 0 | 0 | 0.0 | 0 | 0.0 | 0 | 0 | 0 | 0 | 0 | 0.0 |
| 2022 | Chiefs | 0 | 0 | 0 | 0 | 0.0 | 0 | 0.0 | 0 | 0 | 0 | 0 | 0 | 0.0 |
| TOTALS | | 0 | 0 | 0 | 0 | 0.0 | 0 | 0.0 | 0 | 0 | 0 | 0 | 0 | 0.0 |

SHANE BUECHELE'S NFL REGULAR SEASON RUSHING STATISTICS

| DATE | TEAM | NO. | YDS. | AVG. | LG | TD |
|---------------|--------|----------|----------|------------|----------|----------|
| 2021 | Chiefs | 0 | 0 | 0.0 | 0 | 0 |
| 2022 | Chiefs | 0 | 0 | 0.0 | 0 | 0 |
| TOTALS | | 0 | 0 | 0.0 | 0 | 0 |

SHANE BUECHELE'S NFL POSTSEASON RUSHING STATISTICS

| DATE | TEAM | NO. | YDS. | AVG. | LG | TD |
|---------------|--------|----------|----------|------------|----------|----------|
| 2021 | Chiefs | 0 | 0 | 0.0 | 0 | 0 |
| 2022 | Chiefs | 0 | 0 | 0.0 | 0 | 0 |
| TOTALS | | 0 | 0 | 0.0 | 0 | 0 |

SHANE BUECHELE'S NFL REGULAR SEASON PASSING/RUSHING STATISTICS

| DATE | TEAM | GP | GS | PASSING | | | | | | | | | | | RUSHING | | | | |
|---------------|--------|----------|----------|----------|----------|------------|----------|------------|----------|----------|----------|----------|----------|------------|----------|----------|------------|----------|----------|
| | | | | ATT. | CMP. | PCT. | YDS | AVG. | TD | INT. | LG | SK | LST | RATE | NO. | YDS. | AVG. | LG | TD |
| 2021 | Chiefs | 0 | 0 | 0 | 0 | 0.0 | 0 | 0.0 | 0 | 0 | 0 | 0 | 0 | 0.0 | 0 | 0 | 0.0 | 0 | 0 |
| 2022 | Chiefs | 0 | 0 | 0 | 0 | 0.0 | 0 | 0.0 | 0 | 0 | 0 | 0 | 0 | 0.0 | 0 | 0 | 0.0 | 0 | 0 |
| TOTALS | | 0 | 0 | 0 | 0 | 0.0 | 0 | 0.0 | 0 | 0 | 0 | 0 | 0 | 0.0 | 0 | 0 | 0.0 | 0 | 0 |

SHANE BUECHELE'S NFL POSTSEASON PASSING/RUSHING STATISTICS

| DATE | TEAM | GP | GS | PASSING | | | | | | | | | | | RUSHING | | | | |
|---------------|--------|----------|----------|----------|----------|------------|----------|------------|----------|----------|----------|----------|----------|------------|----------|----------|------------|----------|----------|
| | | | | ATT. | CMP. | PCT. | YDS | AVG. | TD | INT. | LG | SK | LST | RATE | NO. | YDS. | AVG. | LG | TD |
| 2021 | Chiefs | 0 | 0 | 0 | 0 | 0.0 | 0 | 0.0 | 0 | 0 | 0 | 0 | 0 | 0.0 | 0 | 0 | 0.0 | 0 | 0 |
| 2022 | Chiefs | 0 | 0 | 0 | 0 | 0.0 | 0 | 0.0 | 0 | 0 | 0 | 0 | 0 | 0.0 | 0 | 0 | 0.0 | 0 | 0 |
| TOTALS | | 0 | 0 | 0 | 0 | 0.0 | 0 | 0.0 | 0 | 0 | 0 | 0 | 0 | 0.0 | 0 | 0 | 0.0 | 0 | 0 |

2021 GAME-BY-GAME REGULAR-SEASON STATISTICS (CHIEFS)

| DATE | OPPONENT | P/S | PASSING | | | | | | | | | | | RUSHING | | | | W/L | SCORE | | |
|--------------------|------------------|------------|----------|----------|----------|------------|------------|------------|----------|----------|----------|------------|------------|----------|----------|----------|----------|----------|-------------|---|--------|
| | | | ATT | CMP | YDS | PCT | Y/A | Y/C | TD | INT | LG | SK/YD | RATE | ATT | YDS | LG | TD | | | | |
| 09/12 | Browns | | | | | | | | | | | | | | | | | | | W | 33-29 |
| 09/19 | at Ravens | | | | | | | | | | | | | | | | | | | L | 35-36 |
| 09/26 | Chargers | | | | | | | | | | | | | | | | | | | L | 24-30 |
| 10/03 | at Eagles | | | | | | | | | | | | | | | | | | | W | 42-30 |
| 10/10 | Bills | | | | | | | | | | | | | | | | | | | L | 20-38 |
| 10/17 | at Football Team | | | | | | | | | | | | | | | | | | | W | 31-13 |
| 10/24 | at Titans | | | | | | | | | | | | | | | | | | | L | 3-27 |
| 11/01 | Giants | | | | | | | | | | | | | | | | | | | W | 20-17 |
| 11/07 | Packers | | | | | | | | | | | | | | | | | | | W | 13-7 |
| 11/14 | at Raiders | | | | | | | | | | | | | | | | | | | W | 41-14 |
| 11/21 | Cowboys | | | | | | | | | | | | | | | | | | | W | 19-9 |
| 12/05 | Broncos | | | | | | | | | | | | | | | | | | | W | 22-9 |
| 12/12 | Raiders | | | | | | | | | | | | | | | | | | | W | 48-9 |
| 12/16 | at Chargers | | | | | | | | | | | | | | | | | | | W | 34-28+ |
| 12/26 | Steelers | | | | | | | | | | | | | | | | | | | W | 36-10 |
| 01/02 | at Bengals | | | | | | | | | | | | | | | | | | | L | 31-34 |
| 01/08 | at Broncos | | | | | | | | | | | | | | | | | | | W | 28-24 |
| 2021 TOTALS | | 0-0 | 0 | 0 | 0 | 0.0 | 0.0 | 0.0 | 0 | 0 | 0 | 0/0 | 0.0 | 0 | 0 | 0 | 0 | 0 | 12-5 | | |

+ - Overtime

2022 GAME-BY-GAME REGULAR-SEASON STATISTICS (CHIEFS)

| DATE | OPPONENT | P/S | PASSING | | | | | | | | | | | RUSHING | | | | W/L | SCORE | | |
|--------------------|---------------|------------|----------|----------|----------|------------|------------|------------|----------|----------|----------|------------|------------|----------|----------|----------|----------|----------|----------|-------------|--------|
| | | | ATT | CMP | YDS | PCT | Y/A | Y/C | TD | INT | LG | SK/YD | RATE | ATT | YDS | LG | TD | | | | |
| 09/11 | at Cardinals | | | | | | | | | | | | | | | | | | | W | 44-21 |
| 09/15 | Chargers | | | | | | | | | | | | | | | | | | | W | 27-24 |
| 09/25 | at Colts | | | | | | | | | | | | | | | | | | | L | 17-20 |
| 10/02 | at Buccaneers | | | | | | | | | | | | | | | | | | | W | 41-31 |
| 10/10 | Raiders | | | | | | | | | | | | | | | | | | | W | 30-29 |
| 10/16 | Bills | | | | | | | | | | | | | | | | | | | L | 20-24 |
| 10/23 | at 49ers | | | | | | | | | | | | | | | | | | | W | 44-23 |
| 11/06 | Titans | | | | | | | | | | | | | | | | | | | W | 20-17+ |
| 11/13 | Jaguars | | | | | | | | | | | | | | | | | | | W | 27-17 |
| 11/20 | at Chargers | | | | | | | | | | | | | | | | | | | W | 30-27 |
| 11/27 | Rams | | | | | | | | | | | | | | | | | | | W | 26-10 |
| 12/04 | at Bengals | | | | | | | | | | | | | | | | | | | L | 24-27 |
| 12/11 | at Broncos | | | | | | | | | | | | | | | | | | | W | 34-28 |
| 12/18 | at Texans | | | | | | | | | | | | | | | | | | | W | 30-24+ |
| 12/24 | Seahawks | | | | | | | | | | | | | | | | | | | W | 24-10 |
| 01/01 | Broncos | | | | | | | | | | | | | | | | | | | W | 27-24 |
| 01/07 | at Raiders | | | | | | | | | | | | | | | | | | | W | 31-13 |
| 2022 TOTALS | | 0-0 | 0 | 0 | 0 | 0.0 | 0.0 | 0.0 | 0 | 0 | 0 | 0/0 | 0.0 | 0 | 0 | 0 | 0 | 0 | 0 | 14-3 | |

+ - Overtime

2021 GAME-BY-GAME POSTSEASON STATISTICS (CHIEFS)

| DATE | OPPONENT | P/S | PASSING | | | | | | | | | | | RUSHING | | | | W/L | SCORE | | |
|--------------------|----------|------------|----------|----------|----------|------------|------------|------------|----------|----------|----------|------------|------------|----------|----------|----------|----------|----------|----------|------------|--------|
| | | | ATT | CMP | YDS | PCT | Y/A | Y/C | TD | INT | LG | SK/YD | RATE | ATT | YDS | LG | TD | | | | |
| 01/16 | Steelers | | | | | | | | | | | | | | | | | | | W | 42-21 |
| 01/23 | Bills | | | | | | | | | | | | | | | | | | | W | 42-36+ |
| 01/30 | Bengals | | | | | | | | | | | | | | | | | | | L | 24-27+ |
| 2021 TOTALS | | 0-0 | 0 | 0 | 0 | 0.0 | 0.0 | 0.0 | 0 | 0 | 0 | 0/0 | 0.0 | 0 | 0 | 0 | 0 | 0 | 0 | 2-1 | |

+ - Overtime

2022 GAME-BY-GAME POSTSEASON STATISTICS (CHIEFS)

| DATE | OPPONENT | P/S | PASSING | | | | | | | | | | | RUSHING | | | | W/L | SCORE | | |
|--------------------|-----------|------------|----------|----------|----------|------------|------------|------------|----------|----------|----------|------------|------------|----------|----------|----------|----------|----------|----------|------------|-------|
| | | | ATT | CMP | YDS | PCT | Y/A | Y/C | TD | INT | LG | SK/YD | RATE | ATT | YDS | LG | TD | | | | |
| 01/21 | Jaguars | | | | | | | | | | | | | | | | | | | W | 27-20 |
| 01/29 | Bengals | | | | | | | | | | | | | | | | | | | W | 23-20 |
| 02/12 | at Eagles | | | | | | | | | | | | | | | | | | | W | 38-35 |
| 2022 TOTALS | | 0-0 | 0 | 0 | 0 | 0.0 | 0.0 | 0.0 | 0 | 0 | 0 | 0/0 | 0.0 | 0 | 0 | 0 | 0 | 0 | 0 | 3-0 | |



DEON BUSH

SAFETY #26
MIAMI (FLA.)



8TH YEAR IN THE NFL

2ND YEAR WITH THE CHIEFS

HEIGHT: 6'0"
WEIGHT: 200 LBS
DRAFTED: FA-22
BIRTHDAY: 8/14/93

👁 Eighth-year defensive back enters his second season with the Chiefs in 2023.

👁 Originally entered the NFL as a fourth-round pick (124th overall) by the Chicago Bears in the 2016 NFL Draft.

Transactions:

Re-signed with Kansas City (4/3/23) ... Signed with Kansas City (3/28/22) ... Re-signed with Chicago (3/25/21) ... Re-signed with Chicago (3/20/20) ... Originally entered the NFL as a fourth-round (124th overall) pick by the Chicago Bears in the 2016 NFL Draft.

COLLEGE

Three-time All-ACC honoree (2013-15) ... Started 32-of-45 career games in four seasons (2012-15) with Miami ... Totaled 168 tackles, 10 TFLs, 5.0 sacks, nine forced fumbles, three fumble recoveries, 13 passes defended and four interceptions; started 12-of-13 games in 2015.

PERSONAL

👁 As a senior out of Columbus H.S. (Miami, Fla.) made 40 stops and had seven interceptions.

DEON BUSH'S NFL REGULAR SEASON DEFENSIVE STATISTICS

| DATE | TEAM | GP | GS | TACKLES | | | | | | | INTERCEPTIONS | | | | | O. FUMB | | | | ST | | | | MISC | | | |
|-------------------|--------|-----------|-----------|-----------|-----------|-----------|----------|----------|------------|------------|---------------|----------|-----------|-----------|----------|-----------|----------|----------|----------|----------|-----------|-----------|----------|----------|----------|----------|----------|
| | | | | TK | S | A | TFL | YDS | SK | YDS | QBH | NO | YDS | LG | TD | PD | FF | FR | TD | YDS | TK | S | A | FF | FR | S | A |
| 2016 | Bears | 11 | 6 | 21 | 16 | 5 | 0 | 0 | 0.0 | 0.0 | 0 | 0 | 0 | 0 | 0 | 1 | 0 | 0 | 0 | 0 | 1 | 1 | 0 | 0 | 0 | 0 | |
| 2017 | Bears | 13 | 0 | 3 | 1 | 2 | 0 | 0 | 0.0 | 0.0 | 0 | 0 | 0 | 0 | 0 | 0 | 0 | 0 | 0 | 0 | 3 | 3 | 0 | 0 | 0 | 0 | |
| 2018 | Bears | 15 | 2 | 6 | 6 | 0 | 1 | 7 | 1.0 | 7.0 | 1 | 0 | 0 | 0 | 0 | 1 | 0 | 0 | 0 | 2 | 2 | 0 | 0 | 0 | 0 | 0 | |
| 2019 | Bears | 15 | 0 | 6 | 6 | 0 | 0 | 0 | 0.0 | 0.0 | 0 | 0 | 0 | 0 | 2 | 0 | 0 | 0 | 0 | 2 | 2 | 0 | 0 | 0 | 0 | 0 | |
| 2020 | Bears | 12 | 0 | 1 | 1 | 0 | 0 | 0 | 0.0 | 0.0 | 0 | 1 | 10 | 10 | 0 | 2 | 0 | 0 | 0 | 0 | 4 | 4 | 0 | 0 | 0 | 0 | 0 |
| 2021 | Bears | 14 | 4 | 31 | 23 | 8 | 0 | 0 | 0.0 | 0.0 | 0 | 2 | 42 | 27 | 0 | 5 | 0 | 0 | 0 | 0 | 9 | 8 | 1 | 0 | 0 | 0 | 0 |
| 2022 | Chiefs | 16 | 0 | 4 | 3 | 1 | 0 | 0 | 0.0 | 0.0 | 0 | 0 | 0 | 0 | 0 | 1 | 0 | 0 | 0 | 0 | 7 | 3 | 4 | 0 | 0 | 0 | 0 |
| NFL TOTALS | | 96 | 12 | 72 | 56 | 16 | 1 | 7 | 1.0 | 7.0 | 1 | 3 | 52 | 27 | 0 | 11 | 1 | 0 | 0 | 0 | 28 | 23 | 5 | 0 | 0 | 0 | 0 |

DEON BUSH'S NFL POSTSEASON DEFENSIVE STATISTICS

| DATE | TEAM | GP | GS | TACKLES | | | | | | | INTERCEPTIONS | | | | | O. FUMB | | | | ST | | | | MISC | | | |
|-------------------|--------|----------|----------|----------|----------|----------|----------|----------|------------|------------|---------------|----------|----------|----------|----------|----------|----------|----------|----------|----------|----------|----------|----------|----------|----------|----------|----------|
| | | | | TK | S | A | TFL | YDS | SK | YDS | QBH | NO | YDS | LG | TD | PD | FF | FR | TD | YDS | TK | S | A | FF | FR | S | A |
| 2018 | Bears | 1 | 1 | 3 | 3 | 0 | 0 | 0 | 0.0 | 0.0 | 0 | 0 | 0 | 0 | 0 | 0 | 0 | 0 | 0 | 0 | 0 | 0 | 0 | 0 | 0 | 0 | 0 |
| 2020 | Bears | 1 | 0 | 0 | 0 | 0 | 0 | 0 | 0.0 | 0.0 | 0 | 0 | 0 | 0 | 0 | 0 | 0 | 0 | 0 | 0 | 0 | 0 | 0 | 0 | 0 | 0 | 0 |
| 2022 | Chiefs | 3 | 0 | 0 | 0 | 0 | 0 | 0 | 0.0 | 0.0 | 0 | 0 | 0 | 0 | 0 | 0 | 0 | 0 | 0 | 0 | 1 | 1 | 0 | 0 | 0 | 0 | 0 |
| NFL TOTALS | | 5 | 1 | 3 | 3 | 0 | 0 | 0 | 0.0 | 0.0 | 0 | 0 | 0 | 0 | 0 | 0 | 0 | 0 | 0 | 0 | 1 | 1 | 0 | 0 | 0 | 0 | 0 |



SINGLE-GAME HIGHS: DEFENSIVE

| | | | |
|------------------------|--------------------------------------------------------------------------------------------------------------------------------------------------------------|----------------------------------|------------------------------------------------------------------------------------------------------------------------------------------------------|
| Total Tackles | 8 vs. Detroit, Oct 03, 2021 7 at N.Y. Giants, Nov 20, 2016 6 at Cleveland, Sep 26, 2021 5 at Seattle, Dec 26, 2021 5 vs. Green Bay, Dec 18, 2016 | Tackles For Loss | 1 at Detroit, Nov 22, 2018 |
| Solo Tackles | 5 vs. Detroit, Oct 03, 2021 5 at Cleveland, Sep 26, 2021 5 vs. Green Bay, Dec 18, 2016 3 at Minnesota, Jan 09, 2022 ...4 more at 3. | Interceptions | 1 vs. N.Y. Giants, Jan 02, 2022 1 vs. Minnesota, Dec 20, 2021 1 vs. N.Y. Giants, Sep 20, 2020 |
| Sacks | 1.0 at Detroit, Nov 22, 2018 | Interception Return Yards | 27 vs. Minnesota, Dec 20, 2021 15 vs. N.Y. Giants, Jan 02, 2022 10 vs. N.Y. Giants, Sep 20, 2020 |
| Passes Defensed | 1 vs. N.Y. Giants, Jan 02, 2022 1 at Seattle, Dec 26, 2021 1 vs. Minnesota, Dec 20, 2021 ...7 more at 1. | Special Teams Tackles | 3 vs. Tennessee, Nov 06, 2022 1 at San Francisco, Oct 23, 2022 1 vs. Buffalo, Oct 16, 2022 1 at Minnesota, Jan 09, 2022 ...20 more at 1. |
| Forced Fumbles | 1 at San Francisco, Dec 23, 2018 | | |

SINGLE-GAME HIGHS - POSTSEASON: DEFENSIVE

| | | | |
|----------------------|----------------------------------|---------------------|----------------------------------|
| Total Tackles | 3 vs. Philadelphia, Jan 06, 2019 | Solo Tackles | 3 vs. Philadelphia, Jan 06, 2019 |
|----------------------|----------------------------------|---------------------|----------------------------------|

2016 GAME-BY-GAME REGULAR-SEASON STATISTICS (BEARS)

| DATE | OPPONENT | P/S | TACKLES | | | | | | | INTERCEPTIONS | | | | | O. FUMB | | | | ST | | | | MISC | | W/L | SCORE | | | | | | |
|--------------------|---------------|-------------|-----------|-----------|----------|------------|------------|----------|----------|---------------|----------|----------|----------|----------|----------|----------|----------|----------|----------|----------|----------|----------|----------|----------|----------|----------|----------|----------|----------|----------|----------|-------------|
| | | | TK | S | A | SK | YDS | TFL | YDS | QBH | NO | YDS | LG | TD | PD | FF | FR | TD | YDS | TK | S | A | FF | FR | | | S | A | | | | |
| 09/11 | at Texans | | | | | | | | | | | | | | | | | | | | | | | | | L | 14-23 | | | | | |
| 09/19 | Eagles | | | | | | | | | | | | | | | | | | | | | | | | | L | 14-29 | | | | | |
| 09/25 | at Cowboys | P | 0 | 0 | 0 | 0.0 | 0.0 | 0 | 0 | 0 | 0 | 0 | 0 | 0 | 0 | 0 | 0 | 0 | 0 | 0 | 0 | 0 | 0 | 0 | 0 | L | 17-31 | | | | | |
| 10/02 | Lions | | | | | | | | | | | | | | | | | | | | | | | | | W | 17-14 | | | | | |
| 10/09 | at Colts | | | | | | | | | | | | | | | | | | | | | | | | | L | 23-29 | | | | | |
| 10/16 | Jaguars | P | 0 | 0 | 0 | 0.0 | 0.0 | 0 | 0 | 0 | 0 | 0 | 0 | 0 | 0 | 0 | 0 | 0 | 0 | 0 | 0 | 0 | 0 | 0 | 0 | L | 16-17 | | | | | |
| 10/20 | at Packers | P | 0 | 0 | 0 | 0.0 | 0.0 | 0 | 0 | 0 | 0 | 0 | 0 | 0 | 0 | 0 | 0 | 0 | 0 | 0 | 1 | 1 | 0 | 0 | 0 | L | 10-26 | | | | | |
| 10/31 | Vikings | P | 0 | 0 | 0 | 0.0 | 0.0 | 0 | 0 | 0 | 0 | 0 | 0 | 0 | 0 | 0 | 0 | 0 | 0 | 0 | 0 | 0 | 0 | 0 | 0 | W | 20-10 | | | | | |
| 11/13 | at Buccaneers | P | 1 | 1 | 0 | 0.0 | 0.0 | 0 | 0 | 0 | 0 | 0 | 0 | 0 | 0 | 0 | 0 | 0 | 0 | 0 | 0 | 0 | 0 | 0 | 0 | L | 10-36 | | | | | |
| 11/20 | at Giants | S | 7 | 3 | 4 | 0.0 | 0.0 | 0 | 0 | 0 | 0 | 0 | 0 | 0 | 0 | 0 | 0 | 0 | 0 | 0 | 0 | 0 | 0 | 0 | 0 | L | 16-22 | | | | | |
| 11/27 | Titans | S | 2 | 2 | 0 | 0.0 | 0.0 | 0 | 0 | 0 | 0 | 0 | 0 | 0 | 0 | 0 | 0 | 0 | 0 | 0 | 0 | 0 | 0 | 0 | 0 | L | 21-27 | | | | | |
| 12/04 | 49ers | S | 2 | 2 | 0 | 0.0 | 0.0 | 0 | 0 | 0 | 0 | 0 | 0 | 0 | 0 | 0 | 0 | 0 | 0 | 0 | 0 | 0 | 0 | 0 | 0 | W | 26-6 | | | | | |
| 12/11 | at Lions | S | 2 | 2 | 0 | 0.0 | 0.0 | 0 | 0 | 0 | 0 | 0 | 0 | 0 | 0 | 0 | 0 | 0 | 0 | 0 | 0 | 0 | 0 | 0 | 0 | L | 17-20 | | | | | |
| 12/18 | Packers | S | 5 | 5 | 0 | 0.0 | 0.0 | 0 | 0 | 0 | 0 | 0 | 0 | 0 | 1 | 0 | 0 | 0 | 0 | 0 | 0 | 0 | 0 | 0 | 0 | L | 27-30 | | | | | |
| 12/24 | Redskins | S | 2 | 1 | 1 | 0.0 | 0.0 | 0 | 0 | 0 | 0 | 0 | 0 | 0 | 0 | 0 | 0 | 0 | 0 | 0 | 0 | 0 | 0 | 0 | 0 | L | 21-41 | | | | | |
| 01/01 | at Vikings | | | | | | | | | | | | | | | | | | | | | | | | | L | 10-38 | | | | | |
| 2016 TOTALS | | 11-6 | 21 | 16 | 5 | 0.0 | 0.0 | 0 | 0 | 0 | 0 | 0 | 0 | 0 | 1 | 0 | 0 | 0 | 0 | 1 | 1 | 0 | 0 | 0 | 0 | 0 | 0 | 0 | 0 | 0 | 0 | 3-13 |

2017 GAME-BY-GAME REGULAR-SEASON STATISTICS (BEARS)

| DATE | OPPONENT | P/S | TACKLES | | | | | | | INTERCEPTIONS | | | | | O. FUMB | | | | ST | | | | MISC | | W/L | SCORE | | | | | | |
|--------------------|---------------|-------------|----------|----------|----------|------------|------------|----------|----------|---------------|----------|----------|----------|----------|----------|----------|----------|----------|----------|----------|----------|----------|----------|----------|----------|----------|----------|----------|----------|----------|----------|-------------|
| | | | TK | S | A | SK | YDS | TFL | YDS | QBH | NO | YDS | LG | TD | PD | FF | FR | TD | YDS | TK | S | A | FF | FR | | | S | A | | | | |
| 09/10 | Falcons | P | 0 | 0 | 0 | 0.0 | 0.0 | 0 | 0 | 0 | 0 | 0 | 0 | 0 | 0 | 0 | 0 | 0 | 0 | 0 | 0 | 0 | 0 | 0 | 0 | L | 17-23 | | | | | |
| 09/17 | at Buccaneers | | | | | | | | | | | | | | | | | | | | | | | | | L | 7-29 | | | | | |
| 09/24 | Steelers | | | | | | | | | | | | | | | | | | | | | | | | | W | 23-17+ | | | | | |
| 09/28 | at Packers | P | 0 | 0 | 0 | 0.0 | 0.0 | 0 | 0 | 0 | 0 | 0 | 0 | 0 | 0 | 0 | 0 | 0 | 0 | 0 | 0 | 0 | 0 | 0 | 0 | L | 14-35 | | | | | |
| 10/09 | Vikings | P | 0 | 0 | 0 | 0.0 | 0.0 | 0 | 0 | 0 | 0 | 0 | 0 | 0 | 0 | 0 | 0 | 0 | 0 | 0 | 0 | 0 | 0 | 0 | 0 | L | 17-20 | | | | | |
| 10/15 | at Ravens | P | 0 | 0 | 0 | 0.0 | 0.0 | 0 | 0 | 0 | 0 | 0 | 0 | 0 | 0 | 0 | 0 | 0 | 0 | 1 | 1 | 0 | 0 | 0 | 0 | W | 27-24+ | | | | | |
| 10/22 | Panthers | P | 0 | 0 | 0 | 0.0 | 0.0 | 0 | 0 | 0 | 0 | 0 | 0 | 0 | 0 | 0 | 0 | 0 | 0 | 0 | 0 | 0 | 0 | 0 | 0 | W | 17-3 | | | | | |
| 10/29 | at Saints | P | 0 | 0 | 0 | 0.0 | 0.0 | 0 | 0 | 0 | 0 | 0 | 0 | 0 | 0 | 0 | 0 | 0 | 0 | 0 | 0 | 0 | 0 | 0 | 0 | L | 12-20 | | | | | |
| 11/12 | Packers | P | 0 | 0 | 0 | 0.0 | 0.0 | 0 | 0 | 0 | 0 | 0 | 0 | 0 | 0 | 0 | 0 | 0 | 0 | 0 | 0 | 0 | 0 | 0 | 0 | L | 16-23 | | | | | |
| 11/19 | Lions | P | 0 | 0 | 0 | 0.0 | 0.0 | 0 | 0 | 0 | 0 | 0 | 0 | 0 | 0 | 0 | 0 | 0 | 0 | 0 | 0 | 0 | 0 | 0 | 0 | L | 24-27 | | | | | |
| 11/26 | at Eagles | P | 1 | 0 | 1 | 0.0 | 0.0 | 0 | 0 | 0 | 0 | 0 | 0 | 0 | 0 | 0 | 0 | 0 | 0 | 0 | 0 | 0 | 0 | 0 | 0 | L | 3-31 | | | | | |
| 12/03 | 49ers | | | | | | | | | | | | | | | | | | | | | | | | | L | 14-15 | | | | | |
| 12/10 | at Bengals | P | 0 | 0 | 0 | 0.0 | 0.0 | 0 | 0 | 0 | 0 | 0 | 0 | 0 | 0 | 0 | 0 | 0 | 0 | 0 | 0 | 0 | 0 | 0 | 0 | W | 33-7 | | | | | |
| 12/16 | at Lions | P | 2 | 1 | 1 | 0.0 | 0.0 | 0 | 0 | 0 | 0 | 0 | 0 | 0 | 0 | 0 | 0 | 0 | 0 | 1 | 1 | 0 | 0 | 0 | 0 | L | 10-20 | | | | | |
| 12/24 | Browns | P | 0 | 0 | 0 | 0.0 | 0.0 | 0 | 0 | 0 | 0 | 0 | 0 | 0 | 0 | 0 | 0 | 0 | 0 | 1 | 1 | 0 | 0 | 0 | 0 | W | 20-3 | | | | | |
| 12/31 | at Vikings | P | 0 | 0 | 0 | 0.0 | 0.0 | 0 | 0 | 0 | 0 | 0 | 0 | 0 | 0 | 0 | 0 | 0 | 0 | 0 | 0 | 0 | 0 | 0 | 0 | L | 10-23 | | | | | |
| 2017 TOTALS | | 13-0 | 3 | 1 | 2 | 0.0 | 0.0 | 0 | 0 | 0 | 0 | 0 | 0 | 0 | 0 | 0 | 0 | 0 | 3 | 3 | 0 | 0 | 0 | 0 | 0 | 0 | 0 | 0 | 0 | 0 | 0 | 5-11 |

+ - Overtime



2018 GAME-BY-GAME REGULAR-SEASON STATISTICS (BEARS)

| DATE | OPPONENT | P/S | TACKLES | | | | | | | INTERCEPTIONS | | | | | O. FUMB | | | | ST | | | | MISC | | W/L | SCORE | | | | | | | | | | | | | | | | |
|--------------------|--------------|-------------|----------|----------|----------|------------|------------|----------|----------|---------------|----------|----------|----------|----------|----------|----------|----------|----------|----------|----------|----------|----------|----------|----------|----------|----------|----------|----------|----------|-------------|--|--|--|--|--|--|--|--|--|--|---|------|
| | | | TK | S | A | SK | YDS | TFL | YDS | QBH | NO | YDS | LG | TD | PD | FF | FR | TD | YDS | TK | S | A | FF | FR | | | S | A | | | | | | | | | | | | | | |
| 09/09 | at Packers | P | 0 | 0 | 0 | 0.0 | 0.0 | 0 | 0 | 0 | 0 | 0 | 0 | 0 | 0 | 0 | 0 | 0 | 1 | 1 | 0 | 0 | 0 | 0 | 0 | L | 23-24 | | | | | | | | | | | | | | | |
| 09/17 | Seahawks | P | 0 | 0 | 0 | 0.0 | 0.0 | 0 | 0 | 0 | 0 | 0 | 0 | 0 | 0 | 0 | 0 | 0 | 0 | 0 | 0 | 0 | 0 | 0 | 0 | W | 24-17 | | | | | | | | | | | | | | | |
| 09/23 | at Cardinals | P | 0 | 0 | 0 | 0.0 | 0.0 | 0 | 0 | 0 | 0 | 0 | 0 | 0 | 0 | 0 | 0 | 0 | 0 | 0 | 0 | 0 | 0 | 0 | 0 | W | 16-14 | | | | | | | | | | | | | | | |
| 09/30 | Buccaneers | P | 0 | 0 | 0 | 0.0 | 0.0 | 0 | 0 | 0 | 0 | 0 | 0 | 0 | 0 | 0 | 0 | 0 | 0 | 0 | 0 | 0 | 0 | 0 | 0 | W | 48-10 | | | | | | | | | | | | | | | |
| 10/14 | at Dolphins | P | 0 | 0 | 0 | 0.0 | 0.0 | 0 | 0 | 0 | 0 | 0 | 0 | 0 | 0 | 0 | 0 | 0 | 0 | 0 | 0 | 0 | 0 | 0 | 0 | L | 28-31+ | | | | | | | | | | | | | | | |
| 10/21 | Patriots | P | 0 | 0 | 0 | 0.0 | 0.0 | 0 | 0 | 0 | 0 | 0 | 0 | 0 | 0 | 0 | 0 | 0 | 0 | 0 | 0 | 0 | 0 | 0 | 0 | L | 31-38 | | | | | | | | | | | | | | | |
| 10/28 | Jets | P | 0 | 0 | 0 | 0.0 | 0.0 | 0 | 0 | 0 | 0 | 0 | 0 | 0 | 0 | 0 | 0 | 0 | 0 | 0 | 0 | 0 | 0 | 0 | 0 | W | 24-10 | | | | | | | | | | | | | | | |
| 11/04 | at Bills | P | 1 | 1 | 0 | 0.0 | 0.0 | 0 | 0 | 0 | 0 | 0 | 0 | 0 | 0 | 0 | 0 | 0 | 0 | 0 | 0 | 0 | 0 | 0 | 0 | W | 41-9 | | | | | | | | | | | | | | | |
| 11/11 | Lions | P | 1 | 1 | 0 | 0.0 | 0.0 | 0 | 0 | 0 | 0 | 0 | 0 | 0 | 0 | 0 | 0 | 0 | 0 | 0 | 0 | 0 | 0 | 0 | 0 | W | 34-22 | | | | | | | | | | | | | | | |
| 11/18 | Vikings | P | 0 | 0 | 0 | 0.0 | 0.0 | 0 | 0 | 0 | 0 | 0 | 0 | 0 | 0 | 0 | 0 | 0 | 0 | 0 | 0 | 0 | 0 | 0 | 0 | W | 25-20 | | | | | | | | | | | | | | | |
| 11/22 | at Lions | P | 1 | 1 | 0 | 1.0 | 7.0 | 1 | 7 | 1 | 0 | 0 | 0 | 0 | 0 | 0 | 0 | 0 | 0 | 0 | 0 | 0 | 0 | 0 | 0 | W | 23-16 | | | | | | | | | | | | | | | |
| 12/02 | at Giants | P | 0 | 0 | 0 | 0.0 | 0.0 | 0 | 0 | 0 | 0 | 0 | 0 | 0 | 0 | 0 | 0 | 0 | 0 | 0 | 0 | 0 | 0 | 0 | 0 | L | 27-30+ | | | | | | | | | | | | | | | |
| 12/09 | Rams | | INACTIVE | | | | | | | | | | | | | | | | | | | | | | | | | | | | | | | | | | | | | | W | 15-6 |
| 12/16 | Packers | P | 1 | 1 | 0 | 0.0 | 0.0 | 0 | 0 | 0 | 0 | 0 | 0 | 0 | 0 | 0 | 0 | 0 | 0 | 0 | 0 | 0 | 0 | 0 | 0 | W | 24-17 | | | | | | | | | | | | | | | |
| 12/23 | at 49ers | S | 2 | 2 | 0 | 0.0 | 0.0 | 0 | 0 | 0 | 0 | 0 | 0 | 0 | 0 | 0 | 0 | 1 | 0 | 0 | 0 | 0 | 0 | 0 | 0 | W | 14-9 | | | | | | | | | | | | | | | |
| 12/30 | at Vikings | S | 0 | 0 | 0 | 0.0 | 0.0 | 0 | 0 | 0 | 0 | 0 | 0 | 0 | 0 | 0 | 0 | 0 | 0 | 0 | 0 | 0 | 0 | 0 | 0 | W | 24-10 | | | | | | | | | | | | | | | |
| 2018 TOTALS | | 15-2 | 6 | 6 | 0 | 1.0 | 7.0 | 1 | 7 | 1 | 0 | 0 | 0 | 0 | 0 | 0 | 1 | 0 | 0 | 0 | 0 | 2 | 2 | 0 | 0 | 0 | 0 | 0 | 0 | 12-4 | | | | | | | | | | | | |

+ - Overtime

2019 GAME-BY-GAME REGULAR-SEASON STATISTICS (BEARS)

| DATE | OPPONENT | P/S | TACKLES | | | | | | | INTERCEPTIONS | | | | | O. FUMB | | | | ST | | | | MISC | | W/L | SCORE | | | | | | | | | | | | | | | | |
|--------------------|-------------|-------------|----------|----------|----------|------------|------------|----------|----------|---------------|----------|----------|----------|----------|----------|----------|----------|----------|----------|----------|----------|----------|----------|----------|----------|----------|----------|----------|----------|------------|--|--|--|--|--|--|--|--|--|--|---|-------|
| | | | TK | S | A | SK | YDS | TFL | YDS | QBH | NO | YDS | LG | TD | PD | FF | FR | TD | YDS | TK | S | A | FF | FR | | | S | A | | | | | | | | | | | | | | |
| 09/05 | Packers | P | 0 | 0 | 0 | 0.0 | 0.0 | 0 | 0 | 0 | 0 | 0 | 0 | 0 | 0 | 0 | 0 | 0 | 0 | 0 | 0 | 0 | 0 | 0 | 0 | L | 3-10 | | | | | | | | | | | | | | | |
| 09/15 | at Broncos | P | 0 | 0 | 0 | 0.0 | 0.0 | 0 | 0 | 0 | 0 | 0 | 0 | 0 | 1 | 0 | 0 | 0 | 0 | 0 | 0 | 0 | 0 | 0 | 0 | W | 16-14 | | | | | | | | | | | | | | | |
| 09/23 | at Redskins | P | 1 | 1 | 0 | 0.0 | 0.0 | 0 | 0 | 0 | 0 | 0 | 0 | 0 | 0 | 0 | 0 | 0 | 0 | 0 | 0 | 0 | 0 | 0 | 0 | W | 31-15 | | | | | | | | | | | | | | | |
| 09/29 | Vikings | P | 0 | 0 | 0 | 0.0 | 0.0 | 0 | 0 | 0 | 0 | 0 | 0 | 0 | 0 | 0 | 0 | 0 | 0 | 0 | 0 | 0 | 0 | 0 | 0 | W | 16-6 | | | | | | | | | | | | | | | |
| 10/06 | at Raiders | P | 1 | 1 | 0 | 0.0 | 0.0 | 0 | 0 | 0 | 0 | 0 | 0 | 0 | 0 | 0 | 0 | 0 | 0 | 0 | 0 | 0 | 0 | 0 | 0 | L | 21-24 | | | | | | | | | | | | | | | |
| 10/20 | Saints | P | 0 | 0 | 0 | 0.0 | 0.0 | 0 | 0 | 0 | 0 | 0 | 0 | 0 | 0 | 0 | 0 | 0 | 0 | 0 | 0 | 0 | 0 | 0 | 0 | L | 25-36 | | | | | | | | | | | | | | | |
| 10/27 | Chargers | P | 0 | 0 | 0 | 0.0 | 0.0 | 0 | 0 | 0 | 0 | 0 | 0 | 0 | 0 | 0 | 0 | 0 | 0 | 0 | 0 | 0 | 0 | 0 | 0 | L | 16-17 | | | | | | | | | | | | | | | |
| 11/03 | at Eagles | | INACTIVE | | | | | | | | | | | | | | | | | | | | | | | | | | | | | | | | | | | | | | L | 14-22 |
| 11/10 | Lions | P | 0 | 0 | 0 | 0.0 | 0.0 | 0 | 0 | 0 | 0 | 0 | 0 | 0 | 0 | 0 | 0 | 0 | 0 | 0 | 0 | 0 | 0 | 0 | 0 | W | 20-13 | | | | | | | | | | | | | | | |
| 11/17 | at Rams | P | 0 | 0 | 0 | 0.0 | 0.0 | 0 | 0 | 0 | 0 | 0 | 0 | 0 | 0 | 0 | 0 | 0 | 0 | 0 | 0 | 0 | 0 | 0 | 0 | L | 7-17 | | | | | | | | | | | | | | | |
| 11/24 | Giants | P | 0 | 0 | 0 | 0.0 | 0.0 | 0 | 0 | 0 | 0 | 0 | 0 | 0 | 0 | 0 | 0 | 0 | 0 | 0 | 0 | 0 | 0 | 0 | 0 | W | 19-14 | | | | | | | | | | | | | | | |
| 11/28 | at Lions | P | 0 | 0 | 0 | 0.0 | 0.0 | 0 | 0 | 0 | 0 | 0 | 0 | 0 | 0 | 0 | 0 | 0 | 0 | 0 | 0 | 0 | 0 | 0 | 0 | W | 24-20 | | | | | | | | | | | | | | | |
| 12/05 | Cowboys | P | 3 | 3 | 0 | 0.0 | 0.0 | 0 | 0 | 0 | 0 | 0 | 0 | 0 | 1 | 0 | 0 | 0 | 0 | 0 | 0 | 0 | 0 | 0 | 0 | W | 31-24 | | | | | | | | | | | | | | | |
| 12/15 | at Packers | P | 1 | 1 | 0 | 0.0 | 0.0 | 0 | 0 | 0 | 0 | 0 | 0 | 0 | 0 | 0 | 0 | 0 | 0 | 0 | 0 | 0 | 0 | 0 | 0 | L | 13-21 | | | | | | | | | | | | | | | |
| 12/22 | Chiefs | P | 0 | 0 | 0 | 0.0 | 0.0 | 0 | 0 | 0 | 0 | 0 | 0 | 0 | 0 | 0 | 0 | 0 | 0 | 0 | 0 | 0 | 0 | 0 | 0 | L | 3-26 | | | | | | | | | | | | | | | |
| 12/29 | at Vikings | P | 0 | 0 | 0 | 0.0 | 0.0 | 0 | 0 | 0 | 0 | 0 | 0 | 0 | 0 | 0 | 0 | 0 | 0 | 0 | 0 | 0 | 0 | 0 | 0 | W | 21-19 | | | | | | | | | | | | | | | |
| 2019 TOTALS | | 15-0 | 6 | 6 | 0 | 0.0 | 0.0 | 0 | 0 | 0 | 0 | 0 | 0 | 0 | 2 | 0 | 0 | 0 | 0 | 0 | 0 | 2 | 2 | 0 | 0 | 0 | 0 | 0 | 0 | 8-8 | | | | | | | | | | | | |

2020 GAME-BY-GAME REGULAR-SEASON STATISTICS (BEARS)

| DATE | OPPONENT | P/S | TACKLES | | | | | | | INTERCEPTIONS | | | | | O. FUMB | | | | ST | | | | MISC | | W/L | SCORE | | | | | | | | | | | | | | | | |
|--------------------|-------------|-------------|------------------|----------|----------|------------|------------|----------|----------|---------------|----------|-----------|-----------|----------|----------|----------|----------|----------|----------|----------|----------|----------|----------|----------|----------|----------|----------|----------|----------|------------|--|--|--|--|--|--|--|--|--|---|-------|-------|
| | | | TK | S | A | SK | YDS | TFL | YDS | QBH | NO | YDS | LG | TD | PD | FF | FR | TD | YDS | TK | S | A | FF | FR | | | S | A | | | | | | | | | | | | | | |
| 09/13 | at Lions | P | 0 | 0 | 0 | 0.0 | 0.0 | 0 | 0 | 0 | 0 | 0 | 0 | 0 | 0 | 0 | 0 | 0 | 0 | 0 | 0 | 0 | 0 | 0 | 0 | W | 27-23 | | | | | | | | | | | | | | | |
| 09/20 | Giants | P | 1 | 1 | 0 | 0.0 | 0.0 | 0 | 0 | 0 | 1 | 10 | 10 | 0 | 1 | 0 | 0 | 0 | 0 | 0 | 0 | 0 | 0 | 0 | 0 | 0 | W | 17-13 | | | | | | | | | | | | | | |
| 09/27 | at Falcons | P | 0 | 0 | 0 | 0.0 | 0.0 | 0 | 0 | 0 | 0 | 0 | 0 | 0 | 0 | 0 | 0 | 0 | 0 | 0 | 0 | 0 | 0 | 0 | 0 | W | 30-26 | | | | | | | | | | | | | | | |
| 10/04 | Colts | P | 0 | 0 | 0 | 0.0 | 0.0 | 0 | 0 | 0 | 0 | 0 | 0 | 0 | 0 | 0 | 0 | 0 | 0 | 0 | 0 | 0 | 0 | 0 | 0 | L | 11-19 | | | | | | | | | | | | | | | |
| 10/08 | Buccaneers | | INACTIVE | | | | | | | | | | | | | | | | | | | | | | | | | | | | | | | | | | | | | | W | 20-19 |
| 10/18 | at Panthers | | INACTIVE | | | | | | | | | | | | | | | | | | | | | | | | | | | | | | | | | | | | | | W | 23-16 |
| 10/26 | at Rams | P | 0 | 0 | 0 | 0.0 | 0.0 | 0 | 0 | 0 | 0 | 0 | 0 | 0 | 0 | 0 | 0 | 0 | 0 | 0 | 0 | 0 | 0 | 0 | 0 | L | 10-24 | | | | | | | | | | | | | | | |
| 11/01 | Saints | P | 0 | 0 | 0 | 0.0 | 0.0 | 0 | 0 | 0 | 0 | 0 | 0 | 0 | 0 | 0 | 0 | 0 | 0 | 0 | 0 | 0 | 0 | 0 | 0 | L | 23-26+ | | | | | | | | | | | | | | | |
| 11/08 | at Titans | | RESERVE/COVID-19 | | | | | | | | | | | | | | | | | | | | | | | | | | | | | | | | | | | | | | L | 17-24 |
| 11/16 | Vikings | P | 0 | 0 | 0 | 0.0 | 0.0 | 0 | 0 | 0 | 0 | 0 | 0 | 0 | 0 | 0 | 0 | 0 | 0 | 0 | 0 | 0 | 0 | 0 | 0 | L | 13-19 | | | | | | | | | | | | | | | |
| 11/29 | at Packers | P | 0 | 0 | 0 | 0.0 | 0.0 | 0 | 0 | 0 | 0 | 0 | 0 | 0 | 0 | 0 | 0 | 0 | 0 | 0 | 0 | 0 | 0 | 0 | 0 | L | 25-41 | | | | | | | | | | | | | | | |
| 12/06 | Lions | P | 0 | 0 | 0 | 0.0 | 0.0 | 0 | 0 | 0 | 0 | 0 | 0 | 0 | 1 | 0 | 0 | 0 | 0 | 0 | 0 | 0 | 0 | 0 | 0 | L | 30-34 | | | | | | | | | | | | | | | |
| 12/13 | Texans | P | 0 | 0 | 0 | 0.0 | 0.0 | 0 | 0 | 0 | 0 | 0 | 0 | 0 | 0 | 0 | 0 | 0 | 0 | 0 | 0 | 0 | 0 | 0 | 0 | W | 36-7 | | | | | | | | | | | | | | | |
| 12/20 | at Vikings | | INACTIVE | | | | | | | | | | | | | | | | | | | | | | | | | | | | | | | | | | | | | W | 33-27 | |
| 12/27 | at Jaguars | P | 0 | 0 | 0 | 0.0 | 0.0 | 0 | 0 | 0 | 0 | 0 | 0 | 0 | 0 | 0 | 0 | 0 | 0 | 0 | 0 | 0 | 0 | 0 | 0 | W | 41-17 | | | | | | | | | | | | | | | |
| 01/03 | Packers | | INACTIVE | | | | | | | | | | | | | | | | | | | | | | | | | | | | | | | | | | | | | L | 16-35 | |
| 2020 TOTALS | | 11-0 | 1 | 1 | 0 | 0.0 | 0.0 | 0 | 0 | 0 | 1 | 10 | 10 | 0 | 2 | 0 | 0 | 0 | 0 | 0 | 0 | 4 | 4 | 0 | 0 | 0 | 0 | 0 | 0 | 8-8 | | | | | | | | | | | | |

+ - Overtime

2021 GAME-BY-GAME REGULAR-SEASON STATISTICS (BEARS)

| DATE | OPPONENT | P/S | TACKLES | | | | | | | INTERCEPTIONS | | | | | O. FUMB | | | | ST | | | | MISC | | W/L | SCORE | | | | | | |
|--------------------|---------------|-----|-------------|-----------|-----------|----------|------------|------------|----------|---------------|----------|----------|-----------|-----------|----------|----------|----------|----------|----------|----------|----------|----------|----------|----------|----------|----------|----------|----------|----------|----------|----------|-------------|
| | | | TK | S | A | SK | YDS | TFL | YDS | QBH | NO | YDS | LG | TD | PD | FF | FR | TD | YDS | TK | S | A | FF | FR | | | S | A | | | | |
| 09/12 | at Rams | P | 0 | 0 | 0 | 0.0 | 0.0 | 0 | 0 | 0 | 0 | 0 | 0 | 0 | 0 | 0 | 0 | 0 | 0 | 0 | 0 | 0 | 0 | 0 | 0 | L | 14-34 | | | | | |
| 09/19 | Bengals | P | 0 | 0 | 0 | 0.0 | 0.0 | 0 | 0 | 0 | 0 | 0 | 0 | 0 | 0 | 0 | 0 | 0 | 1 | 1 | 0 | 0 | 0 | 0 | 0 | W | 20-17 | | | | | |
| 09/26 | at Browns | S | 6 | 5 | 1 | 0.0 | 0.0 | 0 | 0 | 0 | 0 | 0 | 0 | 0 | 1 | 0 | 0 | 0 | 0 | 0 | 0 | 0 | 0 | 0 | 0 | L | 6-26 | | | | | |
| 10/03 | Lions | S | 8 | 5 | 3 | 0.0 | 0.0 | 0 | 0 | 0 | 0 | 0 | 0 | 0 | 0 | 0 | 0 | 0 | 1 | 1 | 0 | 0 | 0 | 0 | 0 | W | 24-14 | | | | | |
| 10/10 | at Raiders | P | 1 | 1 | 0 | 0.0 | 0.0 | 0 | 0 | 0 | 0 | 0 | 0 | 1 | 0 | 0 | 0 | 0 | 1 | 1 | 0 | 0 | 0 | 0 | 0 | W | 20-9 | | | | | |
| 10/17 | Packers | P | 0 | 0 | 0 | 0.0 | 0.0 | 0 | 0 | 0 | 0 | 0 | 0 | 0 | 0 | 0 | 0 | 0 | 1 | 1 | 0 | 0 | 0 | 0 | 0 | L | 14-24 | | | | | |
| 10/24 | at Buccaneers | | | | | | | | | | | | | | | | | | | | | | | | L | 3-38 | | | | | | |
| 10/31 | 49ers | | | | | | | | | | | | | | | | | | | | | | | | L | 22-33 | | | | | | |
| 11/08 | at Steelers | | | | | | | | | | | | | | | | | | | | | | | | L | 27-29 | | | | | | |
| 11/21 | Ravens | P | 1 | 1 | 0 | 0.0 | 0.0 | 0 | 0 | 0 | 0 | 0 | 0 | 0 | 0 | 0 | 0 | 0 | 1 | 1 | 0 | 0 | 0 | 0 | 0 | L | 13-16 | | | | | |
| 11/25 | at Lions | P | 0 | 0 | 0 | 0.0 | 0.0 | 0 | 0 | 0 | 0 | 0 | 0 | 0 | 0 | 0 | 0 | 0 | 1 | 1 | 0 | 0 | 0 | 0 | 0 | W | 16-14 | | | | | |
| 12/05 | Cardinals | P | 0 | 0 | 0 | 0.0 | 0.0 | 0 | 0 | 0 | 0 | 0 | 0 | 0 | 0 | 0 | 0 | 0 | 0 | 0 | 0 | 0 | 0 | 0 | 0 | L | 22-33 | | | | | |
| 12/12 | at Packers | P | 1 | 1 | 0 | 0.0 | 0.0 | 0 | 0 | 0 | 0 | 0 | 0 | 0 | 0 | 0 | 0 | 0 | 1 | 1 | 0 | 0 | 0 | 0 | 0 | L | 30-45 | | | | | |
| 12/20 | Vikings | S | 4 | 3 | 1 | 0.0 | 0.0 | 0 | 0 | 0 | 1 | 27 | 27 | 0 | 1 | 0 | 0 | 0 | 0 | 0 | 0 | 0 | 0 | 0 | 0 | L | 9-17 | | | | | |
| 12/26 | at Seahawks | S | 5 | 3 | 2 | 0.0 | 0.0 | 0 | 0 | 0 | 0 | 0 | 0 | 0 | 1 | 0 | 0 | 0 | 0 | 0 | 0 | 0 | 0 | 0 | 0 | W | 25-24 | | | | | |
| 01/02 | Giants | P | 2 | 1 | 1 | 0.0 | 0.0 | 0 | 0 | 0 | 1 | 15 | 15 | 0 | 1 | 0 | 0 | 0 | 0 | 1 | 1 | 0 | 0 | 0 | 0 | W | 29-3 | | | | | |
| 01/09 | at Vikings | P | 3 | 3 | 0 | 0.0 | 0.0 | 0 | 0 | 0 | 0 | 0 | 0 | 0 | 0 | 0 | 0 | 0 | 1 | 0 | 1 | 0 | 0 | 0 | 0 | L | 17-31 | | | | | |
| 2021 TOTALS | | | 14-4 | 31 | 23 | 8 | 0.0 | 0.0 | 0 | 0 | 0 | 2 | 42 | 27 | 0 | 5 | 0 | 0 | 0 | 0 | 9 | 8 | 1 | 0 | 0 | 0 | 0 | 0 | 0 | 0 | 0 | 6-11 |

2022 GAME-BY-GAME REGULAR-SEASON STATISTICS (CHIEFS)

| DATE | OPPONENT | P/S | TACKLES | | | | | | | INTERCEPTIONS | | | | | O. FUMB | | | | ST | | | | MISC | | W/L | SCORE | | | | | | |
|--------------------|---------------|-----|-------------|----------|----------|----------|------------|------------|----------|---------------|----------|----------|----------|----------|----------|----------|----------|----------|----------|----------|----------|----------|----------|----------|----------|----------|----------|----------|----------|----------|----------|-------------|
| | | | TK | S | A | SK | YDS | TFL | YDS | QBH | NO | YDS | LG | TD | PD | FF | FR | TD | YDS | TK | S | A | FF | FR | | | S | A | | | | |
| 09/11 | at Cardinals | P | 2 | 2 | 0 | 0.0 | 0.0 | 0 | 0 | 0 | 0 | 0 | 0 | 0 | 0 | 0 | 0 | 0 | 0 | 0 | 0 | 0 | 0 | 0 | 0 | 0 | W | 44-21 | | | | |
| 09/15 | Chargers | P | 0 | 0 | 0 | 0.0 | 0.0 | 0 | 0 | 0 | 0 | 0 | 0 | 0 | 0 | 0 | 0 | 0 | 0 | 0 | 0 | 0 | 0 | 0 | 0 | 0 | W | 27-24 | | | | |
| 09/25 | at Colts | P | 0 | 0 | 0 | 0.0 | 0.0 | 0 | 0 | 0 | 0 | 0 | 0 | 0 | 0 | 0 | 0 | 0 | 0 | 0 | 0 | 0 | 0 | 0 | 0 | 0 | L | 17-20 | | | | |
| 10/02 | at Buccaneers | P | 0 | 0 | 0 | 0.0 | 0.0 | 0 | 0 | 0 | 0 | 0 | 0 | 0 | 0 | 0 | 0 | 0 | 0 | 0 | 0 | 0 | 0 | 0 | 0 | 0 | W | 41-31 | | | | |
| 10/10 | Raiders | P | 1 | 0 | 1 | 0.0 | 0.0 | 0 | 0 | 0 | 0 | 0 | 0 | 0 | 0 | 0 | 0 | 0 | 0 | 0 | 0 | 0 | 0 | 0 | 0 | 0 | W | 30-29 | | | | |
| 10/16 | Bills | P | 0 | 0 | 0 | 0.0 | 0.0 | 0 | 0 | 0 | 0 | 0 | 0 | 0 | 0 | 0 | 0 | 0 | 1 | 0 | 1 | 0 | 0 | 0 | 0 | 0 | L | 20-24 | | | | |
| 10/23 | at 49ers | P | 1 | 1 | 0 | 0.0 | 0.0 | 0 | 0 | 0 | 0 | 0 | 0 | 0 | 0 | 0 | 0 | 0 | 1 | 0 | 1 | 0 | 0 | 0 | 0 | 0 | W | 44-23 | | | | |
| 11/06 | Titans | P | 0 | 0 | 0 | 0.0 | 0.0 | 0 | 0 | 0 | 0 | 0 | 0 | 0 | 0 | 0 | 0 | 0 | 3 | 2 | 1 | 0 | 0 | 0 | 0 | 0 | W | 20-17+ | | | | |
| 11/13 | Jaguars | P | 0 | 0 | 0 | 0.0 | 0.0 | 0 | 0 | 0 | 0 | 0 | 0 | 0 | 0 | 0 | 0 | 0 | 0 | 0 | 0 | 0 | 0 | 0 | 0 | 0 | W | 27-17 | | | | |
| 11/20 | at Chargers | P | 0 | 0 | 0 | 0.0 | 0.0 | 0 | 0 | 0 | 0 | 0 | 0 | 0 | 1 | 0 | 0 | 0 | 0 | 0 | 0 | 0 | 0 | 0 | 0 | 0 | W | 30-27 | | | | |
| 11/27 | Rams | P | 0 | 0 | 0 | 0.0 | 0.0 | 0 | 0 | 0 | 0 | 0 | 0 | 0 | 0 | 0 | 0 | 0 | 1 | 1 | 0 | 0 | 0 | 0 | 0 | 0 | W | 26-10 | | | | |
| 12/04 | at Bengals | | | | | | | | | | | | | | | | | | | | | | | | | L | 24-27 | | | | | |
| 12/11 | at Broncos | P | 0 | 0 | 0 | 0.0 | 0.0 | 0 | 0 | 0 | 0 | 0 | 0 | 0 | 0 | 0 | 0 | 0 | 0 | 0 | 0 | 0 | 0 | 0 | 0 | 0 | W | 34-28 | | | | |
| 12/18 | at Texans | P | 0 | 0 | 0 | 0.0 | 0.0 | 0 | 0 | 0 | 0 | 0 | 0 | 0 | 0 | 0 | 0 | 0 | 0 | 0 | 0 | 0 | 0 | 0 | 0 | 0 | W | 30-24+ | | | | |
| 12/24 | Seahawks | P | 0 | 0 | 0 | 0.0 | 0.0 | 0 | 0 | 0 | 0 | 0 | 0 | 0 | 0 | 0 | 0 | 0 | 1 | 0 | 1 | 0 | 0 | 0 | 0 | 0 | W | 24-10 | | | | |
| 01/01 | Broncos | P | 0 | 0 | 0 | 0.0 | 0.0 | 0 | 0 | 0 | 0 | 0 | 0 | 0 | 0 | 0 | 0 | 0 | 0 | 0 | 0 | 0 | 0 | 0 | 0 | 0 | W | 27-24 | | | | |
| 01/07 | at Raiders | P | 0 | 0 | 0 | 0.0 | 0.0 | 0 | 0 | 0 | 0 | 0 | 0 | 0 | 0 | 0 | 0 | 0 | 0 | 0 | 0 | 0 | 0 | 0 | 0 | 0 | W | 31-13 | | | | |
| 2022 TOTALS | | | 16-0 | 4 | 3 | 1 | 0.0 | 0.0 | 0 | 0 | 0 | 0 | 0 | 0 | 0 | 1 | 0 | 0 | 0 | 0 | 7 | 3 | 4 | 0 | 0 | 0 | 0 | 0 | 0 | 0 | 0 | 14-3 |

+ - Overtime

2018 GAME-BY-GAME POSTSEASON STATISTICS (BEARS)


| DATE | OPPONENT | P/S | TACKLES | | | | | | | INTERCEPTIONS | | | | | O. FUMB | | | | ST | | | | MISC | | W/L | SCORE | | | | | | | |
|--------------------|----------|-----|------------|----------|----------|----------|------------|------------|----------|---------------|----------|----------|----------|----------|----------|----------|----------|----------|----------|----------|----------|----------|----------|----------|----------|----------|----------|----------|----------|----------|----------|----------|------------|
| | | | TK | S | A | SK | YDS | TFL | YDS | QBH | NO | YDS | LG | TD | PD | FF | FR | TD | YDS | TK | S | A | FF | FR | | | S | A | | | | | |
| 01/06 | Eagles | S | 3 | 3 | 0 | 0.0 | 0.0 | 0 | 0 | 0 | 0 | 0 | 0 | 0 | 0 | 0 | 0 | 0 | 0 | 0 | 0 | 0 | 0 | 0 | 0 | 0 | 0 | L | 15-16 | | | | |
| 2018 TOTALS | | | 1-1 | 3 | 3 | 0 | 0.0 | 0.0 | 0 | 0 | 0 | 0 | 0 | 0 | 0 | 0 | 0 | 0 | 0 | 0 | 0 | 0 | 0 | 0 | 0 | 0 | 0 | 0 | 0 | 0 | 0 | 0 | 0-1 |

2020 GAME-BY-GAME POSTSEASON STATISTICS (BEARS)

| DATE | OPPONENT | P/S | TACKLES | | | | | | | INTERCEPTIONS | | | | | O. FUMB | | | | ST | | | | MISC | | W/L | SCORE | | | | | | | |
|--------------------|-----------|-----|------------|----------|----------|----------|------------|------------|----------|---------------|----------|----------|----------|----------|----------|----------|----------|----------|----------|----------|----------|----------|----------|----------|----------|----------|----------|----------|----------|----------|----------|----------|------------|
| | | | TK | S | A | SK | YDS | TFL | YDS | QBH | NO | YDS | LG | TD | PD | FF | FR | TD | YDS | TK | S | A | FF | FR | | | S | A | | | | | |
| 01/10 | at Saints | P | 0 | 0 | 0 | 0.0 | 0.0 | 0 | 0 | 0 | 0 | 0 | 0 | 0 | 0 | 0 | 0 | 0 | 0 | 0 | 0 | 0 | 0 | 0 | 0 | 0 | 0 | L | 9-21 | | | | |
| 2020 TOTALS | | | 1-0 | 0 | 0 | 0 | 0.0 | 0.0 | 0 | 0 | 0 | 0 | 0 | 0 | 0 | 0 | 0 | 0 | 0 | 0 | 0 | 0 | 0 | 0 | 0 | 0 | 0 | 0 | 0 | 0 | 0 | 0 | 0-1 |


2022 GAME-BY-GAME POSTSEASON STATISTICS (CHIEFS)

| DATE | OPPONENT | P/S | TACKLES | | | | | | | INTERCEPTIONS | | | | | O. FUMB | | | | ST | | | | MISC | | W/L | SCORE | | | | | | | |
|--------------------|-----------|-----|------------|----------|----------|----------|------------|------------|----------|---------------|----------|----------|----------|----------|----------|----------|----------|----------|----------|----------|----------|----------|----------|----------|----------|----------|----------|----------|----------|----------|----------|----------|------------|
| | | | TK | S | A | SK | YDS | TFL | YDS | QBH | NO | YDS | LG | TD | PD | FF | FR | TD | YDS | TK | S | A | FF | FR | | | S | A | | | | | |
| 01/21 | Jaguars | P | 0 | 0 | 0 | 0.0 | 0.0 | 0 | 0 | 0 | 0 | 0 | 0 | 0 | 0 | 0 | 0 | 0 | 0 | 0 | 0 | 0 | 0 | 0 | 0 | 0 | 0 | W | 27-20 | | | | |
| 01/29 | Bengals | P | 0 | 0 | 0 | 0.0 | 0.0 | 0 | 0 | 0 | 0 | 0 | 0 | 0 | 0 | 0 | 0 | 0 | 1 | 1 | 0 | 0 | 0 | 0 | 0 | 0 | 0 | W | 23-20 | | | | |
| 02/12 | at Eagles | P | 0 | 0 | 0 | 0.0 | 0.0 | 0 | 0 | 0 | 0 | 0 | 0 | 0 | 0 | 0 | 0 | 0 | 0 | 0 | 0 | 0 | 0 | 0 | 0 | 0 | 0 | W | 38-35 | | | | |
| 2022 TOTALS | | | 3-0 | 0 | 0 | 0 | 0.0 | 0.0 | 0 | 0 | 0 | 0 | 0 | 0 | 0 | 0 | 0 | 0 | 1 | 1 | 0 | 0 | 0 | 0 | 0 | 0 | 0 | 0 | 0 | 0 | 0 | 0 | 3-0 |



MATT BUSHMAN

TIGHT END #49
BYU



1ST YEAR IN THE NFL | **1ST YEAR WITH THE CHIEFS**

HEIGHT: 6'5"
WEIGHT: 245 LBS
DRAFTED: FA-22
BIRTHDAY: 11/3/95

- First-year tight end enters his first season with the Chiefs in 2023, after spending last season on the club's practice squad.
- Originally entered the NFL as an undrafted free agent with the Las Vegas Raiders in 2021.

Signed with Kansas City (2/15/23) ... Signed with Kansas City's practice squad (12/20/22) ... Released by Kansas City (9/7/22) ... Signed with Kansas City (2/2/22) ... Signed with Kansas City's practice squad (1/5/22) ... Released by Las Vegas (12/23/21) ... Signed with Las Vegas' practice squad (9/1/21) ... Released by Las Vegas (8/31/21) ... Originally entered the NFL as an undrafted free agent with the Las Vegas Raiders in 2021.

Transactions:

COLLEGE

Played three years at BYU, seeing action in 39 games with 27 starts...Totaled 125 career receptions for 1,719 yards and nine TDs in three seasons...Became just the third BYU tight end to have 500 or more receiving yards in three straight seasons...Sideline for his entire senior season in 2020 after suffering an Achilles injury in fall camp...Named to the preseason watch list for the John Mackey Award, presented annually to the nation's top collegiate tight end...As a junior, played in 13 games with a career-high 11 starts...Hauled in 47 passes to rank second on the team...Established career highs with a team-best 688 receiving yards and four TDs...Ranked third among FBS tight ends with 14.6 yards per catch...Named to the watch list for the John Mackey Award...Named to the Walter Camp Award watch list...A first-team All-Independent selection by Phil Steele Publications...Had six catches for 89 yards and one TD against Washington...Had five receptions for a career-high 101 yards and two TDs against Boise State...Named the John Mackey Tight End of the Week for his performance against the Broncos...Posted six catches for 91 yards in the season finale at Hawaii...As a sophomore, played in 13 games with eight starts...Led the team with 29 receptions for 511 yards and two TDs...Averaged a career-high 17.6 yards per catch...Named to the Mackey Award watch list...Named first-team All-Independent by Phil Steele publications...Totaled six receptions for 92 yards and one TD at Utah...As a freshman, saw action in 13 games with eight starts...Totaled a career-high 49 catches for 520 yards and three TDs...Led the team in both catches and receiving yards...Named Freshman All-American by USA Today, FWAA, 247Sports.com and Chat Sports...Reception total marked the third-most by a freshman in BYU history...Led all freshman FBS tight ends in receptions and yards...Had a season-high nine catches for 97 yards against Fresno State.

PERSONAL

- Attended Sabino High School in Tucson, Ariz.
- Two-time all-state selection.
- Led the nation in receiving yards among tight ends as a senior in high school, totaling 1,583 yards and 26 TDs.
- Totaled 2,891 career receiving yards with 42 TDs.
- An honorable mention Semper Fi and Parade All-American.
- An All-State baseball player.
- Served a two-year Mission in Santiago, Chile after high school graduation.
- Also played baseball at BYU in 2017.

MATT BUSHMAN'S NFL REGULAR SEASON RUSHING/RECEIVING STATISTICS

| DATE | TEAM | GP | GS | RECEIVING | | | | | RUSHING | | | | |
|-------------------|---------|----------|----------|-----------|----------|------------|----------|----------|----------|----------|------------|----------|----------|
| | | | | NO. | YDS. | AVG. | LG | TD | NO. | YDS. | AVG. | LG | TD |
| 2021 | Raiders | 2 | 0 | 0 | 0 | 0.0 | 0 | 0 | 0 | 0 | 0.0 | 0 | 0 |
| 2022 | Chiefs | 0 | 0 | 0 | 0 | 0.0 | 0 | 0 | 0 | 0 | 0.0 | 0 | 0 |
| NFL TOTALS | | 2 | 0 | 0 | 0 | 0.0 | 0 | 0 | 0 | 0 | 0.0 | 0 | 0 |

MATT BUSHMAN'S NFL POSTSEASON RUSHING/RECEIVING STATISTICS

| DATE | TEAM | GP | GS | RECEIVING | | | | | RUSHING | | | | |
|-------------------|--------|----------|----------|-----------|----------|------------|----------|----------|----------|----------|------------|----------|----------|
| | | | | NO. | YDS. | AVG. | LG | TD | NO. | YDS. | AVG. | LG | TD |
| 2021 | Chiefs | 0 | 0 | 0 | 0 | 0.0 | 0 | 0 | 0 | 0 | 0.0 | 0 | 0 |
| 2022 | Chiefs | 0 | 0 | 0 | 0 | 0.0 | 0 | 0 | 0 | 0 | 0.0 | 0 | 0 |
| NFL TOTALS | | 0 | 0 | 0 | 0 | 0.0 | 0 | 0 | 0 | 0 | 0.0 | 0 | 0 |

MATT BUSHMAN'S NFL REGULAR SEASON RETURN STATISTICS

| DATE | TEAM | KICKOFF RETURNS | | | | | PUNT RETURNS | | | | | |
|-------------------|---------|-----------------|----------|------------|----------|----------|--------------|----------|----------|------------|----------|----------|
| | | RET. | YDS. | AVG. | LG | TD | NO. | FC | YDS. | AVG. | LG | TD |
| 2021 | Raiders | 0 | 0 | 0.0 | 0 | 0 | 0 | 0 | 0 | 0.0 | 0 | 0 |
| 2022 | Chiefs | 0 | 0 | 0.0 | 0 | 0 | 0 | 0 | 0 | 0.0 | 0 | 0 |
| NFL TOTALS | | 0 | 0 | 0.0 | 0 | 0 | 0 | 0 | 0 | 0.0 | 0 | 0 |

MATT BUSHMAN'S NFL POSTSEASON RETURN STATISTICS

| DATE | TEAM | KICKOFF RETURNS | | | | | PUNT RETURNS | | | | | |
|-------------------|--------|-----------------|----------|------------|----------|----------|--------------|----------|----------|------------|----------|----------|
| | | RET. | YDS. | AVG. | LG | TD | NO. | FC | YDS. | AVG. | LG | TD |
| 2021 | Chiefs | 0 | 0 | 0.0 | 0 | 0 | 0 | 0 | 0 | 0.0 | 0 | 0 |
| 2022 | Chiefs | 0 | 0 | 0.0 | 0 | 0 | 0 | 0 | 0 | 0.0 | 0 | 0 |
| NFL TOTALS | | 0 | 0 | 0.0 | 0 | 0 | 0 | 0 | 0 | 0.0 | 0 | 0 |

2021 GAME-BY-GAME REGULAR-SEASON STATISTICS (RAIDERS)

| DATE | OPPONENT | P/S | RECEIVING | | | | | RUSHING | | | | | W/L | SCORE | |
|--------------------|---------------|------------|-----------|----------|------------|----------|----------|----------|----------|----------|------------|----------|----------|-------------|--|
| | | | NO. | YDS. | AVG. | LG | TD | NO. | YDS. | AVG. | LG | TD | | | |
| 09/13 | Ravens | | | | | | | | | | | | W | 33-27+ | |
| 09/19 | at Steelers | | | | | | | | | | | | W | 26-17 | |
| 09/26 | Dolphins | | | | | | | | | | | | W | 31-28+ | |
| 10/04 | at Chargers | | | | | | | | | | | | L | 14-28 | |
| 10/10 | Bears | | | | | | | | | | | | L | 9-20 | |
| 10/17 | at Broncos | | | | | | | | | | | | W | 34-24 | |
| 10/24 | Eagles | P | 0 | 0 | 0.0 | 0 | 0 | 0 | 0 | 0.0 | 0 | 0 | W | 33-22 | |
| 11/07 | at Giants | | | | | | | | | | | | L | 16-23 | |
| 11/14 | Chiefs | | | | | | | | | | | | L | 14-41 | |
| 11/21 | Bengals | | | | | | | | | | | | L | 13-32 | |
| 11/25 | at Cowboys | | | | | | | | | | | | W | 36-33+ | |
| 12/05 | Football Team | P | 0 | 0 | 0.0 | 0 | 0 | 0 | 0 | 0.0 | 0 | 0 | L | 15-17 | |
| 12/12 | at Chiefs | | | | | | | | | | | | L | 9-48 | |
| 12/20 | at Browns | | | | | | | | | | | | W | 16-14 | |
| 12/26 | Broncos | | | | | | | | | | | | W | 17-13 | |
| 01/02 | at Colts | | | | | | | | | | | | W | 23-20 | |
| 01/09 | Chargers | | | | | | | | | | | | W | 35-32+ | |
| 2021 TOTALS | | 2-0 | 0 | 0 | 0.0 | 0 | 0 | 0 | 0 | 0 | 0.0 | 0 | 0 | 10-7 | |

+ - Overtime

2022 GAME-BY-GAME REGULAR-SEASON STATISTICS (CHIEFS)

| DATE | OPPONENT | P/S | RECEIVING | | | | | RUSHING | | | | | W/L | SCORE | |
|--------------------|---------------|------------|-----------|----------|------------|----------|----------|----------|----------|----------|------------|----------|----------|-------------|--|
| | | | NO. | YDS. | AVG. | LG | TD | NO. | YDS. | AVG. | LG | TD | | | |
| 09/11 | at Cardinals | | | | | | | | | | | | W | 44-21 | |
| 09/15 | Chargers | | | | | | | | | | | | W | 27-24 | |
| 09/25 | at Colts | | | | | | | | | | | | L | 17-20 | |
| 10/02 | at Buccaneers | | | | | | | | | | | | W | 41-31 | |
| 10/10 | Raiders | | | | | | | | | | | | W | 30-29 | |
| 10/16 | Bills | | | | | | | | | | | | L | 20-24 | |
| 10/23 | at 49ers | | | | | | | | | | | | W | 44-23 | |
| 11/06 | Titans | | | | | | | | | | | | W | 20-17+ | |
| 11/13 | Jaguars | | | | | | | | | | | | W | 27-17 | |
| 11/20 | at Chargers | | | | | | | | | | | | W | 30-27 | |
| 11/27 | Rams | | | | | | | | | | | | W | 26-10 | |
| 12/04 | at Bengals | | | | | | | | | | | | L | 24-27 | |
| 12/11 | at Broncos | | | | | | | | | | | | W | 34-28 | |
| 12/18 | at Texans | | | | | | | | | | | | W | 30-24+ | |
| 12/24 | Seahawks | | | | | | | | | | | | W | 24-10 | |
| 01/01 | Broncos | | | | | | | | | | | | W | 27-24 | |
| 01/07 | at Raiders | | | | | | | | | | | | W | 31-13 | |
| 2022 TOTALS | | 0-0 | 0 | 0 | 0.0 | 0 | 0 | 0 | 0 | 0 | 0.0 | 0 | 0 | 14-3 | |

+ - Overtime

2021 GAME-BY-GAME POSTSEASON STATISTICS (CHIEFS)

| DATE | OPPONENT | P/S | RECEIVING | | | | | RUSHING | | | | | W/L | SCORE |
|--------------------|----------|------------|-----------|----------|------------|----------|----------|----------|----------|------------|----------|----------|------------|--------|
| | | | NO. | YDS. | AVG. | LG | TD | NO. | YDS. | AVG. | LG | TD | | |
| 01/16 | Steelers | | | | | | | | | | | | W | 42-21 |
| 01/23 | Bills | | | | | | | | | | | | W | 42-36+ |
| 01/30 | Bengals | | | | | | | | | | | | L | 24-27+ |
| 2021 TOTALS | | 0-0 | 0 | 0 | 0.0 | 0 | 0 | 0 | 0 | 0.0 | 0 | 0 | 2-1 | |

+ - Overtime

2022 GAME-BY-GAME POSTSEASON STATISTICS (CHIEFS)

| DATE | OPPONENT | P/S | RECEIVING | | | | | RUSHING | | | | | W/L | SCORE |
|--------------------|-----------|------------|-----------|----------|------------|----------|----------|----------|----------|------------|----------|----------|------------|-------|
| | | | NO. | YDS. | AVG. | LG | TD | NO. | YDS. | AVG. | LG | TD | | |
| 01/21 | Jaguars | | | | | | | | | | | | W | 27-20 |
| 01/29 | Bengals | | | | | | | | | | | | W | 23-20 |
| 02/12 | at Eagles | | | | | | | | | | | | W | 38-35 |
| 2022 TOTALS | | 0-0 | 0 | 0 | 0.0 | 0 | 0 | 0 | 0 | 0.0 | 0 | 0 | 3-0 | |



HARRISON BUTKER

KICKER #7
GEORGIA TECH



7TH YEAR IN THE NFL

7TH YEAR WITH THE CHIEFS

HEIGHT: 6'4"
WEIGHT: 199 LBS
DRAFTED: FA-17
BIRTHDAY: 7/14/95

Seventh-year kicker enters his seventh season with the Chiefs in 2023.

Originally entered the NFL as a seventh-round pick (233rd overall) by the Carolina Panthers in the 2017 NFL Draft.

Career Highlights:

His 763 points are the third-most all-time points in franchise history. He is only the fifth player in franchise history with 500 or more career points. His 763 points are fourth-most in league history through a player's first six seasons.

Passed the 100-point plateau for five-consecutive seasons (2017-21). He was eight points shy in 2022 due to a high ankle sprain that forced him to sit for four games. Butker's five seasons with 100 or more points are tied for the second-most in franchise history with K Jan Stenerud (1967-71).

Passed K Nick Lowery (20) for first in franchise history for most field goals made of 50+ yards in a Chiefs kicker's career with 23.

During his return in Week 6 of the 2022 season, Butker kicked the longest field goal recorded at GEHA Field at Arrowhead Stadium with a 62-yard boot. His 62-yard field goal against the Buffalo Bills is his longest field goal of his career and is also the longest field goal in franchise history.

Butker kicked two field goals and a point after to force three overtime games in the 2021 season. The point after came against the Chargers (12/16/21). The two field goals were versus the Buffalo Bills in the AFC Divisional round (1/23/22) and versus the Cincinnati Bengals in the AFC Championship Game (1/30/22).

In the game vs. the L.A. Chargers (9/20/20), Butker converted two former career-long 58-yard field goals (one in the third quarter and one in overtime) to tie Lowery for the longest-made field goal in Chiefs history, at the time. During this game Butker also notched his 16th-consecutive game with a made field goal setting the franchise record for most consecutive games with a made field goal, passing K Lawrence Tynes who scored a field goal in 15-consecutive games from Week 15 of 2004 to Week 13 of 2005.

During the 2019 season, Butker reached 147 points setting a new record for the most points by a kicker in a single season, trailing only Priest Holmes' 162 points in 2003.

Butker converted a field goal in 14 consecutive games in 2019, tying for the longest individual streak in a single-season in franchise history with Pro Football Hall of Fame kicker Jan Stenerud with 14.

In the game vs. Minnesota (11/3/19), Butker converted 54- and 44-yards field goals in the final three minutes of the game

allowing the Chiefs to tie and then win the game. The last kicker in NFL History to kick a game tying FG of 50+ yards and a FG of 40+ yards to put his team ahead for good with both coming in the final three minutes of the fourth quarter was Buccaneers K Martin Gramatica on Oct. 27, 2002.

With 38 made field goals during the 2017 season Butker holds the franchise record for most field goals made in a single season.

Butker tallied 426 career points in his first three NFL seasons, the most by any player in NFL history in their first three seasons.

During his rookie season he recorded 142 points for the 2017 season, ranking first in franchise history, at the time, for most points by a kicker in a single season, passing Lowery's previous mark of 139 set in 1990.

In the game vs. the Buffalo Bills (11/26/17), Butker converted a 45-yard field goal, giving him 23 consecutive made field goals, which ranks first for the most consecutive field goals made in franchise history.

Postseason Career Highlights:

In six postseasons, Butker owns 117 career postseason points, extending his franchise record. He has 54 career PATs to go along with 21 made field goals, both sitting as the top marks in franchise history.

With 117 points in the postseason, Butker has the 10th-most points scored in the postseason by any player in NFL history. He ranks seventh amongst kickers.

In his first four postseason campaigns Butker scored 65 career postseason points, passing RB Damien Williams (60) for the most playoff points scored in franchise history, at the time.

In Super Bowl LVII in Arizona, Butker kicked a 27-yard field goal giving the Chiefs a 38-35 advantage with eight seconds left. His kick gave the Chiefs their third Super Bowl win in franchise history.

In Super Bowl LV in Tampa Bay, Butker scored three field goals giving him 11 made field goals in the postseason passing PFHOF Jan Stenerud (nine) for the most playoff field goals made in franchise history. His three field goals in the game tied for the most field goals made in a single postseason game in team history.

In Super Bowl LV, Butker connected on a 52-yard field goal, marking the longest made field goal in Chiefs postseason history. He topped the previous franchise-long kick of 50 yards, which he set in the 2020 AFC Divisional matchup against the Cleveland Browns.

Honors:

- 🏆 2020 Week 2 AFC Special Teams Player of the Week.
- 🏆 November 2019 AFC Special Teams Player of the Month.
- 🏆 2019 Week 9 AFC Special Teams Player of the Week.
- 🏆 October and December 2017 AFC Special Teams Player of the Month.
- 🏆 2017 Weeks 8 and 16 AFC Special Teams Player of the Week.

🏆 2017 PFWA All-Rookie Team.

Transactions:

Re-signed with Kansas City (6/13/19) ... Re-signed with Kansas City (4/15/19) ... Signed with Kansas City (9/26/17) ... Signed with Carolina's practice squad (9/14/17) ... Released by Carolina (9/13/17) ... Originally entered the NFL as a seventh-round pick (233rd overall) by the Carolina Panthers in the 2017 NFL Draft.

COLLEGE

Played in 52 games at Georgia Tech ... Finished his career first in school history with 337 points scored and third with a 71.7 field goal percentage ... Converted a school record 208-of-210 extra point tries ... Ended his career with 102 consecutive extra points made ... Connected on 43-of-60 field goal attempts, including four-of-seven from 50 yards or more with a long of 53 yards ... Recorded 177 touchbacks on 294 kickoffs ... Named All-ACC honorable mention his senior year.

PERSONAL

- 🏆 Lettered three years in football and basketball, and four years in soccer at Westminster High School in Atlanta, Ga.
- 🏆 Named All-State kicker in 2011 and 2012.
- 🏆 Finished high school with Westminster's school record for longest field goal (53 yards) and the school mark for most field goals in a season, going 16 for 17 during his junior year.
- 🏆 Won a pair of state championships on the soccer field in 2011 and 2012.
- 🏆 Graduated from Georgia Tech with a degree in industrial engineering.
- 🏆 Hometown: Decatur, Ga.

HARRISON BUTKER'S NFL REGULAR SEASON KICKING STATISTICS

| DATE | TEAM | GP | FGM | FGA | PCT. | LG | XP | XPA | PCT. | BLK | PTS |
|-------------------------------------------|--------------|-----------|------------|------------|-------------|-----------|------------|------------|--------------|----------|------------|
| 2017 | Panthers | 0 | 0 | 0 | 0.0 | 0 | 0 | 0 | 0.0 | 0 | 0 |
| Went from Carolina to Kansas City. | | | | | | | | | | | |
| 2017 | Chiefs | 13 | 38 | 42 | 90.5 | 53 | 28 | 28 | 100.0 | 0 | 142 |
| 2017 | TOTAL | 13 | 38 | 42 | 90.5 | 53 | 28 | 28 | 100.0 | 0 | 142 |
| 2018 | Chiefs | 16 | 24 | 27 | 88.9 | 54 | 65 | 69 | 94.2 | 0 | 137 |
| 2019 | Chiefs | 16 | 34 | 38 | 89.5 | 56 | 45 | 48 | 93.8 | 1 | 147 |
| 2020 | Chiefs | 16 | 25 | 27 | 92.6 | 58 | 48 | 54 | 88.9 | 0 | 123 |
| 2021 | Chiefs | 16 | 25 | 28 | 89.3 | 56 | 47 | 49 | 95.9 | 0 | 122 |
| 2022 | Chiefs | 13 | 18 | 24 | 75.0 | 62 | 38 | 41 | 92.7 | 1 | 92 |
| NFL TOTALS | | 90 | 164 | 186 | 88.2 | 62 | 271 | 289 | 93.8 | 2 | 763 |

HARRISON BUTKER'S NFL POSTSEASON KICKING STATISTICS

| DATE | TEAM | GP | FGM | FGA | PCT. | LG | XP | XPA | PCT. | BLK | PTS |
|-------------------|--------|-----------|-----------|-----------|-------------|-----------|-----------|-----------|-------------|----------|------------|
| 2017 | Chiefs | 1 | 0 | 1 | 0.0 | 0 | 3 | 3 | 100.0 | 0 | 3 |
| 2018 | Chiefs | 2 | 2 | 2 | 100.0 | 39 | 8 | 8 | 100.0 | 0 | 14 |
| 2019 | Chiefs | 3 | 2 | 2 | 100.0 | 31 | 15 | 16 | 93.8 | 0 | 21 |
| 2020 | Chiefs | 3 | 7 | 8 | 87.5 | 52 | 6 | 7 | 85.7 | 0 | 27 |
| 2021 | Chiefs | 3 | 4 | 5 | 80.0 | 49 | 12 | 13 | 92.3 | 0 | 24 |
| 2022 | Chiefs | 3 | 6 | 7 | 85.7 | 50 | 10 | 10 | 100.0 | 0 | 28 |
| NFL TOTALS | | 15 | 21 | 25 | 84.0 | 52 | 54 | 57 | 94.7 | 0 | 117 |

HARRISON BUTKER'S NFL REGULAR SEASON FIELD-GOAL ACCURACY STATISTICS

| DATE | TEAM | 1-19 | PCT. | 20-29 | PCT. | 30-39 | PCT. | 40-49 | PCT. | 50+ | PCT. |
|-------------------------------------------|--------------|------------|--------------|--------------|--------------|--------------|-------------|--------------|-------------|--------------|-------------|
| 2017 | Panthers | 0-0 | 0.0 | 0-0 | 0.0 | 0-0 | 0.0 | 0-0 | 0.0 | 0-0 | 0.0 |
| Went from Carolina to Kansas City. | | | | | | | | | | | |
| 2017 | Chiefs | 0-0 | 0.0 | 8-8 | 100.0 | 16-17 | 94.1 | 10-12 | 83.3 | 4-5 | 80.0 |
| 2017 | TOTAL | 0-0 | 0.0 | 8-8 | 100.0 | 16-17 | 94.1 | 10-12 | 83.3 | 4-5 | 80.0 |
| 2018 | Chiefs | 0-0 | 0.0 | 9-9 | 100.0 | 7-7 | 100.0 | 6-7 | 85.7 | 2-4 | 50.0 |
| 2019 | Chiefs | 0-0 | 0.0 | 9-9 | 100.0 | 9-10 | 90.0 | 13-13 | 100.0 | 3-6 | 50.0 |
| 2020 | Chiefs | 2-2 | 100.0 | 7-7 | 100.0 | 9-9 | 100.0 | 3-5 | 60.0 | 4-4 | 100.0 |
| 2021 | Chiefs | 0-0 | 0.0 | 3-3 | 100.0 | 11-11 | 100.0 | 4-5 | 80.0 | 7-9 | 77.8 |
| 2022 | Chiefs | 0-0 | 0.0 | 7-7 | 100.0 | 4-5 | 80.0 | 4-5 | 80.0 | 3-7 | 42.9 |
| NFL TOTALS | | 2-2 | 100.0 | 43-43 | 100.0 | 56-59 | 94.9 | 40-47 | 85.1 | 23-35 | 65.7 |

HARRISON BUTKER'S NFL POSTSEASON FIELD-GOAL ACCURACY STATISTICS

| DATE | TEAM | 1-19 | PCT. | 20-29 | PCT. | 30-39 | PCT. | 40-49 | PCT. | 50+ | PCT. |
|-------------------|--------|------------|------------|------------|--------------|------------|-------------|------------|-------------|------------|-------------|
| 2017 | Chiefs | 0-0 | 0.0 | 0-0 | 0.0 | 0-0 | 0.0 | 0-1 | 0.0 | 0-0 | 0.0 |
| 2018 | Chiefs | 0-0 | 0.0 | 0-0 | 0.0 | 2-2 | 100.0 | 0-0 | 0.0 | 0-0 | 0.0 |
| 2019 | Chiefs | 0-0 | 0.0 | 1-1 | 100.0 | 1-1 | 100.0 | 0-0 | 0.0 | 0-0 | 0.0 |
| 2020 | Chiefs | 0-0 | 0.0 | 1-1 | 100.0 | 2-3 | 66.7 | 2-2 | 100.0 | 2-2 | 100.0 |
| 2021 | Chiefs | 0-0 | 0.0 | 1-1 | 100.0 | 1-1 | 100.0 | 2-2 | 100.0 | 0-1 | 0.0 |
| 2022 | Chiefs | 0-0 | 0.0 | 2-2 | 100.0 | 0-0 | 0.0 | 2-3 | 66.7 | 2-2 | 100.0 |
| NFL TOTALS | | 0-0 | 0.0 | 5-5 | 100.0 | 6-7 | 85.7 | 6-8 | 75.0 | 4-5 | 80.0 |

SINGLE-GAME HIGHS: KICKER

| | | | |
|------------------------------------|--------------------------------------------------------------------------------------------------------------------------------------------------------------------------------------------|---------------------------------------|------------------------------------------------------------------------------------------------------------------------------------------------------------------------------------------------|
| Field Goals Made | 5 vs. Denver, Dec 06, 2020 5 vs. Miami, Dec 24, 2017 5 vs. Denver, Oct 30, 2017 ...1 more at 5. | Points | 18 at Houston, Oct 08, 2017 17 vs. Miami, Dec 24, 2017 17 vs. Denver, Oct 30, 2017 16 vs. Denver, Dec 06, 2020 16 at Jacksonville, Sep 08, 2019 ...1 more at 16. |
| Field Goal Attempts | 6 vs. Miami, Dec 24, 2017 5 vs. Denver, Dec 06, 2020 5 at Tennessee, Nov 10, 2019 5 vs. Denver, Oct 30, 2017 ...1 more at 5. | Special Teams Tackles | 1 vs. Denver, Dec 06, 2020 1 vs. Baltimore, Dec 09, 2018 1 vs. Arizona, Nov 11, 2018 |
| Longest Field Goals Made | 62 vs. Buffalo, Oct 16, 2022 58 at L.A. Chargers, Sep 20, 2020 56 vs. Denver, Dec 05, 2021 56 at Chicago, Dec 22, 2019 55 vs. Green Bay, Nov 07, 2021 ...1 more at 55. | Kickoff Average | 67.0 vs. Carolina, Nov 08, 2020 66.7 vs. L.A. Rams, Nov 27, 2022 66.6 at Denver, Dec 31, 2017 66.3 vs. Oakland, Dec 30, 2018 66.3 at L.A. Rams, Nov 19, 2018 ...1 more at 66.3. |
| Longest Field Goals Attempt | 62 vs. Buffalo, Oct 16, 2022 58 at L.A. Chargers, Sep 20, 2020 58 at L.A. Chargers, Sep 20, 2020 57 at Tennessee, Oct 24, 2021 56 vs. Denver, Dec 05, 2021 ...1 more at 56. | Extra Point Attempt Percentage | 100.0 at San Francisco, Oct 23, 2022 100.0 vs. Las Vegas, Dec 12, 2021 100.0 at Las Vegas, Nov 14, 2021 ...10 more at 100.0. |
| PATs Made | 6 at San Francisco, Oct 23, 2022 6 vs. Las Vegas, Dec 12, 2021 6 at Philadelphia, Oct 03, 2021 ...3 more at 6. | Field Goal Percentage | 100.0 vs. L.A. Rams, Nov 27, 2022 100.0 vs. Denver, Dec 06, 2020 100.0 at Tennessee, Nov 10, 2019 ...6 more at 100.0. |
| PAT Attempts | 7 at L.A. Rams, Nov 19, 2018 6 at San Francisco, Oct 23, 2022 6 vs. Las Vegas, Dec 12, 2021 6 at Philadelphia, Oct 03, 2021 ...2 more at 6. | Touchbacks | 9 at Denver, Oct 25, 2020 8 at New England, Oct 14, 2018 8 at Houston, Oct 08, 2017 7 at Denver, Oct 17, 2019 7 at Jacksonville, Sep 08, 2019 ...1 more at 7. |

SINGLE-GAME HIGHS - POSTSEASON: KICKER

| | |
|-----------------------------------------------------------------------------------------------------------------------------------------------------------------------------------------------------------------------------------------------------------------------------------------------------------------------------------------------------------------------------------------------------------------------------------------------------------------------------------------------------------------------------------------------------------------------------------------------------------------------------------------------------------------------------------------------------------------------------------------------------------------------------------------------------------------------------------------------------------------------------------------------------------------------------------------------------------------------------------------------------------------------------------------------------------------------------------------------------------------------------------------------------------------------------------------------------------------------------------------------------------|----------------------------------------------------------------------------------------------------------------------------------------------------------------------------------------------------------------------------------------------------------------------------------------------------------------------------------------------------------------------------------------------------------------------------------------------------------------------------------------------------------------------------------------------------------------------------------------------------------------------------------------------------------------------------------------------------------------------------------------------------------------------------------------------------------------------------------------------------------------------------------------------------------------------------------------------------------------------------------------------------------------------------------------------------|
| <p>Field Goals Made</p> <p>3 vs. Cincinnati, Jan 29, 2023 3 vs. Buffalo, Jan 23, 2022 3 at Tampa Bay, Feb 07, 2021 ...1 more at 3.</p> <p>Field Goal Attempts</p> <p>4 vs. Buffalo, Jan 23, 2022 4 vs. Cleveland, Jan 17, 2021 3 vs. Cincinnati, Jan 29, 2023 3 at Tampa Bay, Feb 07, 2021 2 at Philadelphia, Feb 12, 2023 ...1 more at 2.</p> <p>Longest Field Goals Made</p> <p>52 at Tampa Bay, Feb 07, 2021 50 vs. Jacksonville, Jan 21, 2023 50 vs. Cleveland, Jan 17, 2021 49 vs. Buffalo, Jan 23, 2022 45 vs. Cincinnati, Jan 29, 2023 ...1 more at 45.</p> <p>Longest Field Goals Attempt</p> <p>52 at Tampa Bay, Feb 07, 2021 50 vs. Jacksonville, Jan 21, 2023 50 vs. Jacksonville, Jan 21, 2023 50 vs. Buffalo, Jan 23, 2022 ...1 more at 50.</p> <p>PATs Made</p> <p>6 vs. Pittsburgh, Jan 16, 2022 6 vs. Houston, Jan 12, 2020 5 at Philadelphia, Feb 12, 2023 5 vs. Buffalo, Jan 24, 2021 ...1 more at 5.</p> <p>PAT Attempts</p> <p>7 vs. Houston, Jan 12, 2020 6 vs. Pittsburgh, Jan 16, 2022 5 at Philadelphia, Feb 12, 2023 5 vs. Buffalo, Jan 24, 2021 5 vs. Tennessee, Jan 19, 2020</p> | <p>Points</p> <p>12 vs. Buffalo, Jan 23, 2022 11 vs. Cincinnati, Jan 29, 2023 10 vs. Cleveland, Jan 17, 2021 9 vs. Jacksonville, Jan 21, 2023 9 at Tampa Bay, Feb 07, 2021 ...1 more at 9.</p> <p>Special Teams Tackles Kickoff Average</p> <p>1 vs. Jacksonville, Jan 21, 2023 65.0 vs. Jacksonville, Jan 21, 2023 65.0 vs. Buffalo, Jan 24, 2021 64.6 vs. Houston, Jan 12, 2020 64.0 vs. Buffalo, Jan 23, 2022 63.3 vs. San Francisco, Feb 02, 2020 100.0 at Philadelphia, Feb 12, 2023 100.0 vs. Pittsburgh, Jan 16, 2022 100.0 vs. Buffalo, Jan 24, 2021 ...1 more at 100.0.</p> <p>Extra Point Attempt Percentage</p> <p>75.0 vs. Buffalo, Jan 23, 2022 75.0 vs. Cleveland, Jan 17, 2021 7 vs. Buffalo, Jan 24, 2021 6 at Philadelphia, Feb 12, 2023 6 vs. Buffalo, Jan 23, 2022 6 vs. Houston, Jan 12, 2020 4 vs. Pittsburgh, Jan 16, 2022 ...1 more at 4.</p> <p>Field Goal Percentage</p> <p>Touchbacks</p> |
|-----------------------------------------------------------------------------------------------------------------------------------------------------------------------------------------------------------------------------------------------------------------------------------------------------------------------------------------------------------------------------------------------------------------------------------------------------------------------------------------------------------------------------------------------------------------------------------------------------------------------------------------------------------------------------------------------------------------------------------------------------------------------------------------------------------------------------------------------------------------------------------------------------------------------------------------------------------------------------------------------------------------------------------------------------------------------------------------------------------------------------------------------------------------------------------------------------------------------------------------------------------|----------------------------------------------------------------------------------------------------------------------------------------------------------------------------------------------------------------------------------------------------------------------------------------------------------------------------------------------------------------------------------------------------------------------------------------------------------------------------------------------------------------------------------------------------------------------------------------------------------------------------------------------------------------------------------------------------------------------------------------------------------------------------------------------------------------------------------------------------------------------------------------------------------------------------------------------------------------------------------------------------------------------------------------------------|

2017 GAME-BY-GAME REGULAR-SEASON STATISTICS (PANTHERS/CHIEFS)

| DATE | OPPONENT | | FIELD GOALS | | | | EXTRA POINTS | | | | W/L | SCORE | |
|--------------------|------------|-----------|-------------|-----------|-------------|----------------------------------------------|--------------|-----------|--------------|----------|------------|------------|-------|
| | | | FGM | FGA | PCT | LG | XP | XPA | PCT | BLK | | | PTS |
| 09/10 | at 49ers | | | | | | INACTIVE | | | | W | 23-3 | |
| 09/17 | Bills | | | | | PRACTICE SQUAD | | | | W | 9-3 | | |
| 09/24 | Saints | | | | | PRACTICE SQUAD | | | | L | 13-34 | | |
| | | | | | | Went from Panthers to Chiefs . | | | | | | | |
| 10/02 | Redskins | P | 3 | 4 | 75.0 | 43 | 2 | 2 | 100.0 | 0 | 11 | W | 29-20 |
| 10/08 | at Texans | P | 5 | 5 | 100.0 | 49 | 3 | 3 | 100.0 | 0 | 18 | W | 42-34 |
| 10/15 | Steelers | P | 2 | 2 | 100.0 | 46 | 1 | 1 | 100.0 | 0 | 7 | L | 13-19 |
| 10/19 | at Raiders | P | 3 | 3 | 100.0 | 53 | 3 | 3 | 100.0 | 0 | 12 | L | 30-31 |
| 10/30 | Broncos | P | 5 | 5 | 100.0 | 51 | 2 | 2 | 100.0 | 0 | 17 | W | 29-19 |
| 11/05 | at Cowboys | P | 1 | 1 | 100.0 | 38 | 2 | 2 | 100.0 | 0 | 5 | L | 17-28 |
| 11/19 | at Giants | P | 3 | 3 | 100.0 | 31 | 0 | 0 | 0.0 | 0 | 9 | L | 9-12+ |
| 11/26 | Bills | P | 1 | 1 | 100.0 | 45 | 1 | 1 | 100.0 | 0 | 4 | L | 10-16 |
| 12/03 | at Jets | P | 1 | 2 | 50.0 | 36 | 4 | 4 | 100.0 | 0 | 7 | L | 31-38 |
| 12/10 | Raiders | P | 4 | 4 | 100.0 | 53 | 2 | 2 | 100.0 | 0 | 14 | W | 26-15 |
| 12/16 | Chargers | P | 3 | 4 | 75.0 | 51 | 3 | 3 | 100.0 | 0 | 12 | W | 30-13 |
| 12/24 | Dolphins | P | 5 | 6 | 83.3 | 49 | 2 | 2 | 100.0 | 0 | 17 | W | 29-13 |
| 12/31 | at Broncos | P | 2 | 2 | 100.0 | 30 | 3 | 3 | 100.0 | 0 | 9 | W | 27-24 |
| 2017 TOTALS | | 13 | 38 | 42 | 90.5 | 53 | 28 | 28 | 100.0 | 0 | 142 | 9-7 | |

+ - Overtime

2018 GAME-BY-GAME REGULAR-SEASON STATISTICS (CHIEFS)

| DATE | OPPONENT | | FIELD GOALS | | | | EXTRA POINTS | | | | PTS | W/L | SCORE |
|--------------------|-------------|-----------|-------------|-----------|-------------|-----------|--------------|-----------|-------------|----------|------------|-------------|--------|
| | | | FGM | FGA | PCT | LG | XP | XPA | PCT | BLK | | | |
| 09/09 | at Chargers | P | 1 | 1 | 100.0 | 46 | 5 | 5 | 100.0 | 0 | 8 | W | 38-28 |
| 09/16 | at Steelers | P | 0 | 0 | 0.0 | 0 | 6 | 6 | 100.0 | 0 | 6 | W | 42-37 |
| 09/23 | 49ers | P | 1 | 1 | 100.0 | 37 | 5 | 5 | 100.0 | 0 | 8 | W | 38-27 |
| 10/01 | at Broncos | P | 2 | 2 | 100.0 | 33 | 3 | 3 | 100.0 | 0 | 9 | W | 27-23 |
| 10/07 | Jaguars | P | 3 | 3 | 100.0 | 42 | 3 | 3 | 100.0 | 0 | 12 | W | 30-14 |
| 10/14 | at Patriots | P | 4 | 4 | 100.0 | 43 | 4 | 4 | 100.0 | 0 | 16 | L | 40-43 |
| 10/21 | Bengals | P | 1 | 2 | 50.0 | 26 | 6 | 6 | 100.0 | 0 | 9 | W | 45-10 |
| 10/28 | Broncos | P | 1 | 1 | 100.0 | 24 | 3 | 4 | 75.0 | 0 | 6 | W | 30-23 |
| 11/04 | at Browns | P | 1 | 1 | 100.0 | 39 | 4 | 5 | 80.0 | 0 | 7 | W | 37-21 |
| 11/11 | Cardinals | P | 2 | 2 | 100.0 | 46 | 2 | 2 | 100.0 | 0 | 8 | W | 26-14 |
| 11/19 | at Rams | P | 1 | 1 | 100.0 | 21 | 6 | 7 | 85.7 | 0 | 9 | L | 51-54 |
| 12/02 | at Raiders | P | 2 | 2 | 100.0 | 50 | 4 | 5 | 80.0 | 1 | 10 | W | 40-33 |
| 12/09 | Ravens | P | 2 | 4 | 50.0 | 35 | 3 | 3 | 100.0 | 0 | 9 | W | 27-24+ |
| 12/13 | Chargers | P | 0 | 0 | 0.0 | 0 | 4 | 4 | 100.0 | 0 | 4 | L | 28-29 |
| 12/23 | at Seahawks | P | 3 | 3 | 100.0 | 54 | 2 | 2 | 100.0 | 0 | 11 | L | 31-38 |
| 12/30 | Raiders | P | 0 | 0 | 0.0 | 0 | 5 | 5 | 100.0 | 0 | 5 | W | 35-3 |
| 2018 TOTALS | | 16 | 24 | 27 | 88.9 | 54 | 65 | 69 | 94.2 | 1 | 137 | 12-4 | |

+ - Overtime

2019 GAME-BY-GAME REGULAR-SEASON STATISTICS (CHIEFS)

| DATE | OPPONENT | | FIELD GOALS | | | | EXTRA POINTS | | | | PTS | W/L | SCORE |
|--------------------|-------------|-----------|-------------|-----------|-------------|-----------|--------------|-----------|-------------|----------|------------|-------------|-------|
| | | | FGM | FGA | PCT | LG | XP | XPA | PCT | BLK | | | |
| 09/08 | at Jaguars | P | 4 | 4 | 100.0 | 46 | 4 | 4 | 100.0 | 0 | 16 | W | 40-26 |
| 09/15 | at Raiders | P | 0 | 0 | 0.0 | 0 | 4 | 4 | 100.0 | 0 | 4 | W | 28-10 |
| 09/22 | Ravens | P | 2 | 2 | 100.0 | 42 | 3 | 4 | 75.0 | 0 | 9 | W | 33-28 |
| 09/29 | at Lions | P | 2 | 3 | 66.7 | 44 | 4 | 4 | 100.0 | 0 | 10 | W | 34-30 |
| 10/06 | Colts | P | 2 | 2 | 100.0 | 36 | 1 | 1 | 100.0 | 0 | 7 | L | 13-19 |
| 10/13 | Texans | P | 1 | 2 | 50.0 | 41 | 3 | 3 | 100.0 | 0 | 6 | L | 24-31 |
| 10/17 | at Broncos | P | 3 | 3 | 100.0 | 39 | 3 | 3 | 100.0 | 0 | 12 | W | 30-6 |
| 10/27 | Packers | P | 1 | 2 | 50.0 | 28 | 3 | 3 | 100.0 | 0 | 6 | L | 24-31 |
| 11/03 | Vikings | P | 4 | 4 | 100.0 | 54 | 2 | 2 | 100.0 | 0 | 14 | W | 26-23 |
| 11/10 | at Titans | P | 4 | 5 | 80.0 | 43 | 2 | 3 | 66.7 | 0 | 14 | L | 32-35 |
| 11/18 | at Chargers | P | 1 | 1 | 100.0 | 41 | 3 | 3 | 100.0 | 0 | 6 | W | 24-17 |
| 12/01 | Raiders | P | 1 | 1 | 100.0 | 50 | 5 | 5 | 100.0 | 0 | 8 | W | 40-9 |
| 12/08 | at Patriots | P | 3 | 3 | 100.0 | 48 | 2 | 2 | 100.0 | 0 | 11 | W | 23-16 |
| 12/15 | Broncos | P | 3 | 3 | 100.0 | 44 | 0 | 0 | 0.0 | 0 | 9 | W | 23-3 |
| 12/22 | at Bears | P | 2 | 2 | 100.0 | 56 | 2 | 3 | 66.7 | 0 | 8 | W | 26-3 |
| 12/29 | Chargers | P | 1 | 1 | 100.0 | 40 | 4 | 4 | 100.0 | 0 | 7 | W | 31-21 |
| 2019 TOTALS | | 16 | 34 | 38 | 89.5 | 56 | 45 | 48 | 93.8 | 0 | 147 | 12-4 | |

2020 GAME-BY-GAME REGULAR-SEASON STATISTICS (CHIEFS)

| DATE | OPPONENT | | FIELD GOALS | | | | EXTRA POINTS | | | | PTS | W/L | SCORE |
|--------------------|---------------|-----------|-------------|-----------|-------------|-----------|--------------|-----------|-------------|----------|------------|-------------|--------|
| | | | FGM | FGA | PCT | LG | XP | XPA | PCT | BLK | | | |
| 09/10 | Texans | P | 2 | 2 | 100.0 | 29 | 4 | 4 | 100.0 | 0 | 10 | W | 34-20 |
| 09/20 | at Chargers | P | 3 | 3 | 100.0 | 58 | 0 | 1 | 0.0 | 1 | 9 | W | 23-20+ |
| 09/28 | at Ravens | P | 0 | 1 | 0.0 | 0 | 4 | 5 | 80.0 | 0 | 4 | W | 34-20 |
| 10/05 | Patriots | P | 2 | 2 | 100.0 | 39 | 2 | 3 | 66.7 | 0 | 8 | W | 26-10 |
| 10/11 | Raiders | P | 1 | 1 | 100.0 | 32 | 3 | 3 | 100.0 | 0 | 6 | L | 32-40 |
| 10/19 | at Bills | P | 2 | 2 | 100.0 | 37 | 2 | 3 | 66.7 | 0 | 8 | W | 26-17 |
| 10/25 | at Broncos | P | 3 | 3 | 100.0 | 40 | 4 | 5 | 80.0 | 0 | 13 | W | 43-16 |
| 11/01 | Jets | P | 0 | 0 | 0.0 | 0 | 5 | 5 | 100.0 | 0 | 5 | W | 35-9 |
| 11/08 | Panthers | P | 2 | 3 | 66.7 | 55 | 3 | 4 | 75.0 | 0 | 9 | W | 33-31 |
| 11/22 | at Raiders | P | 0 | 0 | 0.0 | 0 | 5 | 5 | 100.0 | 0 | 5 | W | 35-31 |
| 11/29 | at Buccaneers | P | 2 | 2 | 100.0 | 29 | 3 | 3 | 100.0 | 0 | 9 | W | 27-24 |
| 12/06 | Broncos | P | 5 | 5 | 100.0 | 48 | 1 | 1 | 100.0 | 0 | 16 | W | 22-16 |
| 12/13 | at Dolphins | P | 1 | 1 | 100.0 | 46 | 4 | 4 | 100.0 | 0 | 7 | W | 33-27 |
| 12/20 | at Saints | P | 1 | 1 | 100.0 | 22 | 3 | 3 | 100.0 | 0 | 6 | W | 32-29 |
| 12/27 | Falcons | P | 1 | 1 | 100.0 | 53 | 2 | 2 | 100.0 | 0 | 5 | W | 17-14 |
| 01/03 | Chargers | P | 0 | 0 | 0.0 | 0 | 3 | 3 | 100.0 | 0 | 3 | L | 21-38 |
| 2020 TOTALS | | 16 | 25 | 27 | 92.6 | 58 | 48 | 54 | 88.9 | 1 | 123 | 14-2 | |

+ - Overtime

2021 GAME-BY-GAME REGULAR-SEASON STATISTICS (CHIEFS)

| DATE | OPPONENT | | FIELD GOALS | | | | EXTRA POINTS | | | | PTS | W/L | SCORE |
|--------------------|------------------|-----------|-------------|-----------|-------------|-----------|--------------|-----------|-------------|----------|------------|-------------|--------|
| | | | FGM | FGA | PCT | LG | XP | XPA | PCT | BLK | | | |
| 09/12 | Browns | P | 2 | 2 | 100.0 | 43 | 3 | 3 | 100.0 | 0 | 9 | W | 33-29 |
| 09/19 | at Ravens | P | 0 | 0 | 0.0 | 0 | 5 | 5 | 100.0 | 0 | 5 | L | 35-36 |
| 09/26 | Chargers | P | 1 | 1 | 100.0 | 34 | 3 | 3 | 100.0 | 0 | 6 | L | 24-30 |
| 10/03 | at Eagles | P | 0 | 0 | 0.0 | 0 | 6 | 6 | 100.0 | 0 | 6 | W | 42-30 |
| 10/10 | Bills | P | 2 | 2 | 100.0 | 54 | 2 | 2 | 100.0 | 0 | 8 | L | 20-38 |
| 10/17 | at Football Team | P | 1 | 1 | 100.0 | 52 | 4 | 4 | 100.0 | 0 | 7 | W | 31-13 |
| 10/24 | at Titans | P | 1 | 2 | 50.0 | 42 | 0 | 0 | 0.0 | 0 | 3 | L | 3-27 |
| 11/01 | Giants | P | 2 | 2 | 100.0 | 36 | 2 | 2 | 100.0 | 0 | 8 | W | 20-17 |
| 11/07 | Packers | P | 2 | 2 | 100.0 | 55 | 1 | 1 | 100.0 | 0 | 7 | W | 13-7 |
| 11/14 | at Raiders | P | 2 | 3 | 66.7 | 40 | 5 | 5 | 100.0 | 0 | 11 | W | 41-14 |
| 11/21 | Cowboys | P | 2 | 3 | 66.7 | 53 | 1 | 2 | 50.0 | 0 | 7 | W | 19-9 |
| 12/05 | Broncos | P | 3 | 3 | 100.0 | 56 | 1 | 2 | 50.0 | 0 | 10 | W | 22-9 |
| 12/12 | Raiders | P | 2 | 2 | 100.0 | 54 | 6 | 6 | 100.0 | 0 | 12 | W | 48-9 |
| 12/16 | at Chargers | P | 2 | 2 | 100.0 | 33 | 2 | 2 | 100.0 | 0 | 8 | W | 34-28+ |
| 12/26 | Steelers | | | | | | | | | | | W | 36-10 |
| 01/02 | at Bengals | P | 1 | 1 | 100.0 | 34 | 4 | 4 | 100.0 | 0 | 7 | L | 31-34 |
| 01/08 | at Broncos | P | 2 | 2 | 100.0 | 51 | 2 | 2 | 100.0 | 0 | 8 | W | 28-24 |
| 2021 TOTALS | | 16 | 25 | 28 | 89.3 | 56 | 47 | 49 | 95.9 | 0 | 122 | 12-5 | |

+ - Overtime

2022 GAME-BY-GAME REGULAR-SEASON STATISTICS (CHIEFS)

| DATE | OPPONENT | | FIELD GOALS | | | | EXTRA POINTS | | | | PTS | W/L | SCORE |
|--------------------|---------------|-----------|-------------|-----------|-------------|-----------|--------------|-----------|-------------|----------|-----------|-------------|--------|
| | | | FGM | FGA | PCT | LG | XP | XPA | PCT | BLK | | | |
| 09/11 | at Cardinals | P | 1 | 1 | 100.0 | 54 | 4 | 4 | 100.0 | 0 | 7 | W | 44-21 |
| 09/15 | Chargers | | | | | | INACTIVE | | | | | W | 27-24 |
| 09/25 | at Colts | | | | | | INACTIVE | | | | | L | 17-20 |
| 10/02 | at Buccaneers | | | | | | INACTIVE | | | | | W | 41-31 |
| 10/10 | Raiders | | | | | | INACTIVE | | | | | W | 30-29 |
| 10/16 | Bills | P | 2 | 3 | 66.7 | 62 | 2 | 2 | 100.0 | 0 | 8 | L | 20-24 |
| 10/23 | at 49ers | P | 0 | 1 | 0.0 | 0 | 6 | 6 | 100.0 | 0 | 6 | W | 44-23 |
| 11/06 | Titans | P | 2 | 3 | 66.7 | 28 | 0 | 1 | 0.0 | 0 | 6 | W | 20-17+ |
| 11/13 | Jaguars | P | 0 | 0 | 0.0 | 0 | 3 | 4 | 75.0 | 0 | 3 | W | 27-17 |
| 11/20 | at Chargers | P | 3 | 3 | 100.0 | 52 | 3 | 3 | 100.0 | 0 | 12 | W | 30-27 |
| 11/27 | Rams | P | 4 | 4 | 100.0 | 32 | 2 | 2 | 100.0 | 0 | 14 | W | 26-10 |
| 12/04 | at Bengals | P | 1 | 2 | 50.0 | 26 | 3 | 3 | 100.0 | 0 | 6 | L | 24-27 |
| 12/11 | at Broncos | P | 2 | 2 | 100.0 | 45 | 4 | 4 | 100.0 | 0 | 10 | W | 34-28 |
| 12/18 | at Texans | P | 1 | 2 | 50.0 | 27 | 1 | 2 | 50.0 | 0 | 4 | W | 30-24+ |
| 12/24 | Seahawks | P | 1 | 1 | 100.0 | 47 | 3 | 3 | 100.0 | 0 | 6 | W | 24-10 |
| 01/01 | Broncos | P | 0 | 1 | 0.0 | 0 | 3 | 3 | 100.0 | 0 | 3 | W | 27-24 |
| 01/07 | at Raiders | P | 1 | 1 | 100.0 | 44 | 4 | 4 | 100.0 | 0 | 7 | W | 31-13 |
| 2022 TOTALS | | 13 | 18 | 24 | 75.0 | 62 | 38 | 41 | 92.7 | 0 | 92 | 14-3 | |

+ - Overtime

2017 GAME-BY-GAME POSTSEASON STATISTICS (CHIEFS)

| DATE | OPPONENT | | FIELD GOALS | | | | EXTRA POINTS | | | | PTS | W/L | SCORE |
|--------------------|----------|----------|-------------|----------|------------|----------|--------------|----------|--------------|----------|----------|------------|-------|
| | | | FGM | FGA | PCT | LG | XP | XPA | PCT | BLK | | | |
| 01/06 | Titans | P | 0 | 1 | 0.0 | 0 | 3 | 3 | 100.0 | 0 | 3 | L | 21-22 |
| 2017 TOTALS | | 1 | 0 | 1 | 0.0 | 0 | 3 | 3 | 100.0 | 0 | 3 | 0-1 | |

2018 GAME-BY-GAME POSTSEASON STATISTICS (CHIEFS)

| DATE | OPPONENT | | FIELD GOALS | | | | EXTRA POINTS | | | | PTS | W/L | SCORE |
|--------------------|----------|----------|-------------|----------|--------------|-----------|--------------|----------|--------------|----------|-----------|------------|--------|
| | | | FGM | FGA | PCT | LG | XP | XPA | PCT | BLK | | | |
| 01/12 | Colts | P | 1 | 1 | 100.0 | 39 | 4 | 4 | 100.0 | 0 | 7 | W | 31-13 |
| 01/20 | Patriots | P | 1 | 1 | 100.0 | 39 | 4 | 4 | 100.0 | 0 | 7 | L | 31-37+ |
| 2018 TOTALS | | 2 | 2 | 2 | 100.0 | 39 | 8 | 8 | 100.0 | 0 | 14 | 1-1 | |

+ - Overtime

2019 GAME-BY-GAME POSTSEASON STATISTICS (CHIEFS)

| DATE | OPPONENT | | FIELD GOALS | | | | EXTRA POINTS | | | | PTS | W/L | SCORE |
|--------------------|----------|----------|-------------|----------|--------------|-----------|--------------|-----------|-------------|----------|-----------|------------|-------|
| | | | FGM | FGA | PCT | LG | XP | XPA | PCT | BLK | | | |
| 01/12 | Texans | P | 1 | 1 | 100.0 | 24 | 6 | 7 | 85.7 | 0 | 9 | W | 51-31 |
| 01/19 | Titans | P | 0 | 0 | 0.0 | 0 | 5 | 5 | 100.0 | 0 | 5 | W | 35-24 |
| 02/02 | 49ers | P | 1 | 1 | 100.0 | 31 | 4 | 4 | 100.0 | 0 | 7 | W | 31-20 |
| 2019 TOTALS | | 3 | 2 | 2 | 100.0 | 31 | 15 | 16 | 93.8 | 0 | 21 | 3-0 | |

2020 GAME-BY-GAME POSTSEASON STATISTICS (CHIEFS)

| DATE | OPPONENT | | FIELD GOALS | | | | EXTRA POINTS | | | | PTS | W/L | SCORE |
|--------------------|---------------|----------|-------------|----------|-------------|-----------|--------------|----------|-------------|----------|-----------|------------|-------|
| | | | FGM | FGA | PCT | LG | XP | XPA | PCT | BLK | | | |
| 01/17 | Browns | P | 3 | 4 | 75.0 | 50 | 1 | 2 | 50.0 | 0 | 10 | W | 22-17 |
| 01/24 | Bills | P | 1 | 1 | 100.0 | 45 | 5 | 5 | 100.0 | 0 | 8 | W | 38-24 |
| 02/07 | at Buccaneers | P | 3 | 3 | 100.0 | 52 | 0 | 0 | 0.0 | 0 | 9 | L | 9-31 |
| 2020 TOTALS | | 3 | 7 | 8 | 87.5 | 52 | 6 | 7 | 85.7 | 0 | 27 | 2-1 | |

2021 GAME-BY-GAME POSTSEASON STATISTICS (CHIEFS)

| DATE | OPPONENT | | FIELD GOALS | | | | EXTRA POINTS | | | | PTS | W/L | SCORE |
|--------------------|----------|----------|-------------|----------|-------------|-----------|--------------|-----------|-------------|----------|-----------|------------|--------|
| | | | FGM | FGA | PCT | LG | XP | XPA | PCT | BLK | | | |
| 01/16 | Steelers | P | 0 | 0 | 0.0 | 0 | 6 | 6 | 100.0 | 0 | 6 | W | 42-21 |
| 01/23 | Bills | P | 3 | 4 | 75.0 | 49 | 3 | 4 | 75.0 | 0 | 12 | W | 42-36+ |
| 01/30 | Bengals | P | 1 | 1 | 100.0 | 44 | 3 | 3 | 100.0 | 0 | 6 | L | 24-27+ |
| 2021 TOTALS | | 3 | 4 | 5 | 80.0 | 49 | 12 | 13 | 92.3 | 0 | 24 | 2-1 | |

+ - Overtime

2022 GAME-BY-GAME POSTSEASON STATISTICS (CHIEFS)

| DATE | OPPONENT | | FIELD GOALS | | | | EXTRA POINTS | | | | PTS | W/L | SCORE |
|--------------------|-----------|----------|-------------|----------|-------------|-----------|--------------|-----------|--------------|----------|-----------|------------|-------|
| | | | FGM | FGA | PCT | LG | XP | XPA | PCT | BLK | | | |
| 01/21 | Jaguars | P | 2 | 2 | 100.0 | 50 | 3 | 3 | 100.0 | 0 | 9 | W | 27-20 |
| 01/29 | Bengals | P | 3 | 3 | 100.0 | 45 | 2 | 2 | 100.0 | 0 | 11 | W | 23-20 |
| 02/12 | at Eagles | P | 1 | 2 | 50.0 | 27 | 5 | 5 | 100.0 | 0 | 8 | W | 38-35 |
| 2022 TOTALS | | 3 | 6 | 7 | 85.7 | 50 | 10 | 10 | 100.0 | 0 | 28 | 3-0 | |



MIKE CALIENDO



OFFENSIVE LINEMAN #66
WESTERN MICHIGAN

1ST YEAR IN THE NFL

1ST YEAR WITH THE CHIEFS

HEIGHT: 6'4"
WEIGHT: 301 LBS
DRAFTED: CFA-22
BIRTHDAY: 10/21/97

First-year offensive lineman enters his first season with the Chiefs in 2023, after spending last season on the club's practice squad.

Originally entered the NFL as an undrafted free agent with the Kansas City Chiefs in 2022.

Transactions:

Signed with Kansas City (2/15/23) ... Signed with Kansas City's practice squad (8/31/22) ... Released by Kansas City (8/30/22) ... Originally entered the NFL as an undrafted free agent with the Kansas City Chiefs in 2022.

COLLEGE

Played five seasons at Western Michigan (2017-21) ... In 2020, was named CoSIDA Academic All-American, MAC Distinguished Scholar-Athlete, CoSIDA Academic All-District, Academic All-MAC, First Team All-MAC ... Did not allow a sack or a QB hit in 2020 ... In 2019, was named second-team All-MAC, Academic All-MAC, MAC Distinguished Scholar Athlete, first-team CoSIDA Academic All-District 5 ... Helped the Broncos finish with top-three MAC rankings in total offensive yards per game (445.7; second), third down conversion percentage (.453; second), fewest fumbles lost (six; second), fewest turnovers lost (14; second) and points per game (33.1; third) ... In 2018, earned Academic All-MAC, MAC Distinguished Scholar Athlete, started all 13 games ... Helped open holes for a Western Michigan rushing attack that averaged 199.46 yards per contest, third best in the Mid-American Conference ... In 2017, Academic All-MAC, MAC Distinguished Scholar Athlete ... Played in all 12 games and started 10 ... Part of a Bronco offensive unit that ranked among the MAC leaders in rushing yards per game (224.8; second), points per game (33.9; third), fewest turnovers lost (18; third), third down conversion percentage (.395; third) and fourth down conversion percentage (.600; third) ... Redshirted in 2016 at Western Michigan.

PERSONAL

A native of Brookfield, Wis.

Attended Brookfield East High School.

Team captain as a senior, following final campaign, earned *Associated Press* All-State first-team honors and was named the Brookfield East MVP and selected Greater Metro Conference Offensive Lineman of the Year.

Led team to a 10-2 record in 2015 and Level 3 playoffs, and earned All-Conference Scholar Athlete honors.

MIKE CALIENDO'S NFL REGULAR SEASON STATISTICS

| DATE | TEAM | GP | GS |
|-------------------|--------|----------|----------|
| 2022 | Chiefs | 0 | 0 |
| NFL TOTALS | | 0 | 0 |

MIKE CALIENDO'S NFL POSTSEASON STATISTICS

| DATE | TEAM | GP | GS |
|-------------------|--------|----------|----------|
| 2022 | Chiefs | 0 | 0 |
| NFL TOTALS | | 0 | 0 |

2022 GAME-BY-GAME REGULAR-SEASON STATISTICS (CHIEFS)

| DATE | OPPONENT | P/S | | W/L | SCORE |
|--------------------|---------------|------------|----------------|-------------|--------|
| 09/11 | at Cardinals | | PRACTICE SQUAD | W | 44-21 |
| 09/15 | Chargers | | PRACTICE SQUAD | W | 27-24 |
| 09/25 | at Colts | | PRACTICE SQUAD | L | 17-20 |
| 10/02 | at Buccaneers | | PRACTICE SQUAD | W | 41-31 |
| 10/10 | Raiders | | PRACTICE SQUAD | W | 30-29 |
| 10/16 | Bills | | PRACTICE SQUAD | L | 20-24 |
| 10/23 | at 49ers | | PRACTICE SQUAD | W | 44-23 |
| 11/06 | Titans | | PRACTICE SQUAD | W | 20-17+ |
| 11/13 | Jaguars | | PRACTICE SQUAD | W | 27-17 |
| 11/20 | at Chargers | | PRACTICE SQUAD | W | 30-27 |
| 11/27 | Rams | | PRACTICE SQUAD | W | 26-10 |
| 12/04 | at Bengals | | PRACTICE SQUAD | L | 24-27 |
| 12/11 | at Broncos | | PRACTICE SQUAD | W | 34-28 |
| 12/18 | at Texans | | PRACTICE SQUAD | W | 30-24+ |
| 12/24 | Seahawks | | PRACTICE SQUAD | W | 24-10 |
| 01/01 | Broncos | | PRACTICE SQUAD | W | 27-24 |
| 01/07 | at Raiders | | PRACTICE SQUAD | W | 31-13 |
| 2022 TOTALS | | 0-0 | | 14-3 | |

+ - Overtime

2022 GAME-BY-GAME POSTSEASON STATISTICS (CHIEFS)

| DATE | OPPONENT | P/S | | W/L | SCORE |
|--------------------|-----------|------------|----------------|------------|-------|
| 01/21 | Jaguars | | PRACTICE SQUAD | W | 27-20 |
| 01/29 | Bengals | | PRACTICE SQUAD | W | 23-20 |
| 02/12 | at Eagles | | PRACTICE SQUAD | W | 38-35 |
| 2022 TOTALS | | 0-0 | | 3-0 | |



JEROME CARVIN

GUARD #67
TENNESSEE

ROOKIE

HEIGHT: 6'5"
WEIGHT: 307 LBS
DRAFTED: CFA-23
BIRTHDAY: 9/20/00



- 📺 Rookie guard enters his first season with the Chiefs in 2023.
- 📺 Originally entered the NFL as an undrafted free agent with the Kansas City Chiefs in 2023.

Transactions:

Originally entered the NFL as an undrafted free agent with the Kansas City Chiefs in 2023.

COLLEGE

Played five seasons for the Vols, seeing action in 60 games with 43 starts ... Appeared in more career games than any position player in school history ... A strong leader and presence in the locker room ... Went to Tennessee as one of the top prospects out of Memphis ... Of his 43 starts, 21 came at left guard, 17 at right guard and five at center ... Saw action on 2,817 total offensive snaps ... Allowed only two sacks over the last 26 games of his career and did not allow one in 2021 ... Invited and participated in the 2023 East-West Shrine Bowl in Las Vegas in January ... Graduated from Tennessee in December 2022.

PERSONAL

- 📺 Ranked as a four-star prospect by Rivals and a top-10 recruit in Tennessee.
- 📺 A 2017 All-Region 7-6A Team and 2016 All-Region 4-6A Team selection.
- 📺 Attended the New Orleans Nike Opening Regional camp and the Under Armour All-American camp in 2017.
- 📺 Helped lead Cordova High School to the Class 6A playoffs as a senior in 2017.
- 📺 Led Cordova to a 12-2 record and appearance in the Class 6A state semifinals in 2016.
- 📺 Full name is Jerome Letrell Carvin.
- 📺 Born in Guam.
- 📺 Son of LeMark Carvin and Shonda Thomas.
- 📺 His mother served in the Navy.
- 📺 Has five siblings: Lejerrica Garner, LeMark Carvin Jr., LaShauna Singleton, LaQuinta Carvin and Tianna Thomas.
- 📺 Moved from Guam to Houma, Louisiana, just months after he was born.
- 📺 At the age of four, moved to Memphis in February 2005.
- 📺 Recipient of the Dan & Libby Morgan Athletic Scholarship.
- 📺 Earned his undergraduate degree from Tennessee in communication studies in December 2022.
- 📺 His dream vacation is to return to Guam one day to see where he was born.
- 📺 Played offensive and defensive line growing up, but it was on his high school freshman team he realized he could be an offensive lineman at the next level.
- 📺 Started playing football at the age of seven.
- 📺 Developed a close relationship with former teammates Trey Smith and Brandon Kennedy, who took him under their wing.
- 📺 His dream job is being an athletic director and wants to work in sports beyond his playing days.



LEO CHENAL

LINEBACKER #54
WISCONSIN



2ND YEAR IN THE NFL

2ND YEAR WITH THE CHIEFS

HEIGHT: 6'3"
WEIGHT: 250 LBS
DRAFTED: D3-22
BIRTHDAY: 10/26/00

Second-year linebacker enters his second season with the Chiefs in 2023.

Originally entered the NFL as the third-round pick (103rd overall) by the Kansas City Chiefs in the 2022 NFL Draft.

Transactions:

Originally entered the NFL as the third-round pick (103rd overall) by the Kansas City Chiefs in the 2022 NFL Draft.

COLLEGE

Three-year letterwinner at Wisconsin ... Played 29 games, logging 180 tackles (106 solo), including 12.0 sacks (-84.0 yards) and one interception returned 31 yards ... Added a pass defended, three forced fumbles and a fumble recovery ... In 2020, earned All-Big Ten honorable mention (coaches, media) and the Bednarik Award National Player of the Week (Dec. 21).

PERSONAL

- 2018 Wisconsin Gatorade Player of the Year.
- First-team All-State (small schools) at both running back and linebacker by Wisconsin Football Coaches Association as a senior.
- Second-team All-State (all schools) on both offense and defense by *Associated Press* as a senior.
- Named Wisconsin's small school Offensive Player of the Year and Defensive Player of the Year by WFCAs as a senior.
- John Anderson Award winner as the state's top senior linebacker.
- First-team All-State by WFCAs at linebacker as a junior.
- Four-year All-Lakeland Conference honoree.
- Finished career with 385 tackles, 55 tackles for loss, 7.0 sacks and three interceptions.
- On offense, finished with 3,706 yards and 68 TDs rushing as well as 1,300 yards and 17 TDs receiving.
- Two-year team captain.
- Also earned All-Lakeland honors in basketball and track.
- Four-year honor roll student, National Honor Society.

LEO CHENAL'S NFL REGULAR SEASON DEFENSIVE STATISTICS

| DATE | TEAM | GP | GS | TACKLES | | | | | | | INTERCEPTIONS | | | | | O. FUMB | | | | ST | | | MISC | | | | | |
|-------------------|--------|-----------|----------|-----------|-----------|-----------|----------|----------|------------|------------|---------------|----------|----------|----------|----------|----------|----------|----------|----------|----------|----------|----------|----------|----------|----------|----------|----------|---|
| | | | | TK | S | A | TFL | YDS | SK | YDS | QBH | NO | YDS | LG | TD | PD | FF | FR | TD | YDS | TK | S | A | FF | FR | S | A | |
| 2022 | Chiefs | 17 | 8 | 29 | 16 | 13 | 3 | 3 | 1.0 | 1.0 | 3 | 0 | 0 | 0 | 0 | 0 | 0 | 0 | 0 | 0 | 0 | 6 | 3 | 3 | 0 | 0 | 0 | 0 |
| NFL TOTALS | | 17 | 8 | 29 | 16 | 13 | 3 | 3 | 1.0 | 1.0 | 3 | 0 | 0 | 0 | 0 | 0 | 0 | 0 | 0 | 0 | 6 | 3 | 3 | 0 | 0 | 0 | 0 | |

LEO CHENAL'S NFL POSTSEASON DEFENSIVE STATISTICS

| DATE | TEAM | GP | GS | TACKLES | | | | | | | INTERCEPTIONS | | | | | O. FUMB | | | | ST | | | MISC | | | | | |
|-------------------|--------|----------|----------|----------|----------|----------|----------|----------|------------|------------|---------------|----------|----------|----------|----------|----------|----------|----------|----------|----------|----------|----------|----------|----------|----------|----------|----------|---|
| | | | | TK | S | A | TFL | YDS | SK | YDS | QBH | NO | YDS | LG | TD | PD | FF | FR | TD | YDS | TK | S | A | FF | FR | S | A | |
| 2022 | Chiefs | 3 | 0 | 6 | 4 | 2 | 1 | 1 | 1.0 | 1.0 | 0 | 0 | 0 | 0 | 0 | 0 | 0 | 0 | 0 | 0 | 0 | 0 | 0 | 0 | 0 | 0 | 0 | 0 |
| NFL TOTALS | | 3 | 0 | 6 | 4 | 2 | 1 | 1 | 1.0 | 1.0 | 0 | 0 | 0 | 0 | 0 | 0 | 0 | 0 | 0 | 0 | 0 | 0 | 0 | 0 | 0 | 0 | 0 | |



SINGLE-GAME HIGHS: DEFENSIVE

Total Tackles 5 at Houston, Dec 18, 2022
 4 at Las Vegas, Jan 07, 2023
 3 vs. Denver, Jan 01, 2023
 3 vs. Las Vegas, Oct 10, 2022
 2 at Denver, Dec 11, 2022
 ...5 more at 2.

Solo Tackles 4 at Las Vegas, Jan 07, 2023
 4 at Houston, Dec 18, 2022
 2 vs. Las Vegas, Oct 10, 2022
 1 vs. Denver, Jan 01, 2023
 1 at Denver, Dec 11, 2022
 ...4 more at 1.

Sacks 1.0 vs. Jacksonville, Nov 13, 2022

Tackles For Loss 1 at Las Vegas, Jan 07, 2023
 1 at Houston, Dec 18, 2022
 1 vs. Jacksonville, Nov 13, 2022
Special Teams Tackles 2 vs. Denver, Jan 01, 2023
 1 at Las Vegas, Jan 07, 2023
 1 vs. Seattle, Dec 24, 2022
 1 at Cincinnati, Dec 04, 2022
 ...1 more at 1.

SINGLE-GAME HIGHS - POSTSEASON: DEFENSIVE

Total Tackles 6 at Philadelphia, Feb 12, 2023
Solo Tackles 4 at Philadelphia, Feb 12, 2023

Sacks 1.0 at Philadelphia, Feb 12, 2023
Tackles For Loss 1 at Philadelphia, Feb 12, 2023

2022 GAME-BY-GAME REGULAR-SEASON STATISTICS (CHIEFS)

| DATE | OPPONENT | P/S | TACKLES | | | | | | | | | INTERCEPTIONS | | | | | O. FUMB | | | | ST | | | | MISC | | W/L | SCORE |
|--------------------|---------------|-----|-------------|-----------|-----------|-----------|------------|------------|----------|----------|----------|---------------|----------|----------|----------|----------|----------|----------|----------|----------|----------|----------|----------|----------|----------|----------|-------------|--------|
| | | | TK | S | A | SK | YDS | TFL | YDS | QBH | NO | YDS | LG | TD | PD | FF | FR | TD | YDS | TK | S | A | FF | FR | S | A | | |
| 09/11 | at Cardinals | P | 0 | 0 | 0 | 0.0 | 0.0 | 0 | 0 | 0 | 0 | 0 | 0 | 0 | 0 | 0 | 0 | 0 | 0 | 0 | 0 | 0 | 0 | 0 | 0 | 0 | W | 44-21 |
| 09/15 | Chargers | P | 2 | 1 | 1 | 0.0 | 0.0 | 0 | 0 | 1 | 0 | 0 | 0 | 0 | 0 | 0 | 0 | 0 | 0 | 0 | 0 | 0 | 0 | 0 | 0 | 0 | W | 27-24 |
| 09/25 | at Colts | P | 0 | 0 | 0 | 0.0 | 0.0 | 0 | 0 | 0 | 0 | 0 | 0 | 0 | 0 | 0 | 0 | 0 | 0 | 0 | 0 | 0 | 0 | 0 | 0 | 0 | L | 17-20 |
| 10/02 | at Buccaneers | P | 0 | 0 | 0 | 0.0 | 0.0 | 0 | 0 | 0 | 0 | 0 | 0 | 0 | 0 | 0 | 0 | 0 | 0 | 0 | 0 | 0 | 0 | 0 | 0 | 0 | W | 41-31 |
| 10/10 | Raiders | S | 3 | 2 | 1 | 0.0 | 0.0 | 0 | 0 | 0 | 0 | 0 | 0 | 0 | 0 | 0 | 0 | 0 | 0 | 0 | 0 | 0 | 0 | 0 | 0 | 0 | W | 30-29 |
| 10/16 | Bills | S | 2 | 0 | 2 | 0.0 | 0.0 | 0 | 0 | 0 | 0 | 0 | 0 | 0 | 0 | 0 | 0 | 0 | 0 | 0 | 0 | 0 | 0 | 0 | 0 | 0 | L | 20-24 |
| 10/23 | at 49ers | S | 1 | 1 | 0 | 0.0 | 0.0 | 0 | 0 | 0 | 0 | 0 | 0 | 0 | 0 | 0 | 0 | 0 | 0 | 0 | 0 | 0 | 0 | 0 | 0 | 0 | W | 44-23 |
| 11/06 | Titans | S | 2 | 1 | 1 | 0.0 | 0.0 | 0 | 0 | 0 | 0 | 0 | 0 | 0 | 0 | 0 | 0 | 0 | 0 | 0 | 0 | 0 | 0 | 0 | 0 | 0 | W | 20-17+ |
| 11/13 | Jaguars | P | 2 | 1 | 1 | 1.0 | 1.0 | 1 | 1 | 1 | 0 | 0 | 0 | 0 | 0 | 0 | 0 | 0 | 0 | 0 | 0 | 0 | 0 | 0 | 0 | 0 | W | 27-17 |
| 11/20 | at Chargers | S | 2 | 0 | 2 | 0.0 | 0.0 | 0 | 0 | 1 | 0 | 0 | 0 | 0 | 0 | 0 | 0 | 0 | 0 | 0 | 0 | 0 | 0 | 0 | 0 | 0 | W | 30-27 |
| 11/27 | Rams | P | 0 | 0 | 0 | 0.0 | 0.0 | 0 | 0 | 0 | 0 | 0 | 0 | 0 | 0 | 0 | 0 | 0 | 1 | 0 | 1 | 0 | 0 | 0 | 0 | 0 | W | 26-10 |
| 12/04 | at Bengals | P | 0 | 0 | 0 | 0.0 | 0.0 | 0 | 0 | 0 | 0 | 0 | 0 | 0 | 0 | 0 | 0 | 0 | 1 | 1 | 0 | 0 | 0 | 0 | 0 | 0 | L | 24-27 |
| 12/11 | at Broncos | S | 2 | 1 | 1 | 0.0 | 0.0 | 0 | 0 | 0 | 0 | 0 | 0 | 0 | 0 | 0 | 0 | 0 | 0 | 0 | 0 | 0 | 0 | 0 | 0 | 0 | W | 34-28 |
| 12/18 | at Texans | P | 5 | 4 | 1 | 0.0 | 0.0 | 1 | 1 | 0 | 0 | 0 | 0 | 0 | 0 | 0 | 0 | 0 | 0 | 0 | 0 | 0 | 0 | 0 | 0 | 0 | W | 30-24+ |
| 12/24 | Seahawks | S | 1 | 0 | 1 | 0.0 | 0.0 | 0 | 0 | 0 | 0 | 0 | 0 | 0 | 0 | 0 | 0 | 0 | 1 | 1 | 0 | 0 | 0 | 0 | 0 | 0 | W | 24-10 |
| 01/01 | Broncos | P | 3 | 1 | 2 | 0.0 | 0.0 | 0 | 0 | 0 | 0 | 0 | 0 | 0 | 0 | 0 | 0 | 0 | 2 | 1 | 1 | 0 | 0 | 0 | 0 | 0 | W | 27-24 |
| 01/07 | at Raiders | S | 4 | 4 | 0 | 0.0 | 0.0 | 1 | 1 | 0 | 0 | 0 | 0 | 0 | 0 | 0 | 0 | 0 | 1 | 0 | 1 | 0 | 0 | 0 | 0 | 0 | W | 31-13 |
| 2022 TOTALS | | | 17-8 | 29 | 16 | 13 | 1.0 | 1.0 | 3 | 3 | 3 | 0 | 0 | 0 | 0 | 0 | 0 | 0 | 6 | 3 | 3 | 0 | 0 | 0 | 0 | 0 | 14-3 | |

+ - Overtime

2022 GAME-BY-GAME POSTSEASON STATISTICS (CHIEFS)

| DATE | OPPONENT | P/S | TACKLES | | | | | | | | | INTERCEPTIONS | | | | | O. FUMB | | | | ST | | | | MISC | | W/L | SCORE |
|--------------------|-----------|-----|------------|----------|----------|----------|------------|------------|----------|----------|----------|---------------|----------|----------|----------|----------|----------|----------|----------|----------|----------|----------|----------|----------|----------|----------|------------|-------|
| | | | TK | S | A | SK | YDS | TFL | YDS | QBH | NO | YDS | LG | TD | PD | FF | FR | TD | YDS | TK | S | A | FF | FR | S | A | | |
| 01/21 | Jaguars | P | 0 | 0 | 0 | 0.0 | 0.0 | 0 | 0 | 0 | 0 | 0 | 0 | 0 | 0 | 0 | 0 | 0 | 0 | 0 | 0 | 0 | 0 | 0 | 0 | 0 | W | 27-20 |
| 01/29 | Bengals | P | 0 | 0 | 0 | 0.0 | 0.0 | 0 | 0 | 0 | 0 | 0 | 0 | 0 | 0 | 0 | 0 | 0 | 0 | 0 | 0 | 0 | 0 | 0 | 0 | 0 | W | 23-20 |
| 02/12 | at Eagles | P | 6 | 4 | 2 | 1.0 | 1.0 | 1 | 1 | 0 | 0 | 0 | 0 | 0 | 0 | 0 | 0 | 0 | 0 | 0 | 0 | 0 | 0 | 0 | 0 | 0 | W | 38-35 |
| 2022 TOTALS | | | 3-0 | 6 | 4 | 2 | 1.0 | 1.0 | 1 | 1 | 0 | 0 | 0 | 0 | 0 | 0 | 0 | 0 | 0 | 0 | 0 | 0 | 0 | 0 | 0 | 0 | 3-0 | |





COLE CHRISTIANSEN

LINEBACKER #48
ARMY



1ST YEAR IN THE NFL

1ST YEAR WITH THE CHIEFS

HEIGHT: 6'1"
WEIGHT: 230 LBS
DRAFTED: FA-22
BIRTHDAY: 7/30/97

First-year linebacker enters his first season with the Chiefs in 2023, after spending last season on the club's practice squad.

Originally entered the NFL as an undrafted free agent with the Los Angeles Chargers in 2020.

Transactions:

Signed with Kansas City (2/15/23) ... Signed with Kansas City's

practice squad (9/2/22) ... Released by L.A. Chargers (8/30/22) ... Signed by L.A. Chargers (1/11/22) ... Signed with L.A. Chargers' practice squad (12/29/21) ... Released by L.A. Chargers (12/24/21) ... Signed with L.A. Chargers' practice squad (9/1/21) ... Released by L.A. Chargers (8/31/21) ... Elevated to L.A. Chargers' active roster (1/1/21) ... Signed with L.A. Chargers' practice squad (9/6/20) ... Released by L.A. Chargers (9/5/20) ... Originally entered the NFL as an undrafted free agent with the Los Angeles Chargers in 2020.

COLLEGE

Played four years at Army (2016-19) ... Two-time team captain (2018-19) ... Recorded 275 tackles in 44 games ... Tallied 20.5 tackles for loss for 43 yards ... Completed 3.5 sacks for 10 yards ... Finished with one interception, five passes defended, three forced fumbles, one fumble recovery and one block ... Had one punt return for 23 yards during his sophomore year (2017) ... Collected the following honors/awards: All-Independent first-team (2019), NFLPA Collegiate Bowl Participant (2019), Lott IMPACT Trophy Semifinalist and All-Independent first-team (2018).

PERSONAL

- Four-year letterwinner and a three-year captain for Nansemond-Suffolk Academy under Lew Johnston.
- Played running back and linebacker.
- Two-time Virginia Independent Schools Athletic Association State Defensive Player of the Year.
- Won the VISAA State Championship in 2015.
- Three-time All-State and All-Conference.
- Two-time Conference Player of the Year.
- The all-time tackle leader for the VISAA with 436 career stops.
- Played three years of lacrosse and was a team captain as a senior.
- Was a member of the honor council and enjoys fishing, boating and being at the beach.

COLE CHRISTIANSEN'S NFL REGULAR SEASON DEFENSIVE STATISTICS

| DATE | TEAM | GP | GS | TACKLES | | | | | | | INTERCEPTIONS | | | | | O. FUMB | | | | ST | | | MISC | | | | | | | |
|-------------------|----------|----------|----------|----------|----------|----------|----------|----------|----------|------------|---------------|----------|----------|----------|----------|----------|----------|----------|----------|----------|----------|----------|----------|----------|----------|----------|----------|----------|----------|----------|
| | | | | TK | S | A | TFL | YDS | SK | YDS | QBH | NO | YDS | LG | TD | PD | FF | FR | TD | YDS | TK | S | A | FF | FR | S | A | | | |
| 2020 | Chargers | 4 | 0 | 0 | 0 | 0 | 0 | 0 | 0 | 0.0 | 0.0 | 0 | 0 | 0 | 0 | 0 | 0 | 0 | 0 | 0 | 0 | 0 | 0 | 2 | 1 | 1 | 0 | 0 | 0 | 0 |
| 2021 | Chargers | 3 | 0 | 0 | 0 | 0 | 0 | 0 | 0 | 0.0 | 0.0 | 0 | 0 | 0 | 0 | 0 | 0 | 0 | 0 | 0 | 0 | 0 | 0 | 1 | 1 | 0 | 0 | 0 | 0 | 0 |
| 2022 | Chiefs | 1 | 0 | 0 | 0 | 0 | 0 | 0 | 0 | 0.0 | 0.0 | 0 | 0 | 0 | 0 | 0 | 0 | 0 | 0 | 0 | 0 | 0 | 0 | 1 | 1 | 0 | 0 | 0 | 0 | 0 |
| NFL TOTALS | | 8 | 0 | 0 | 0 | 0 | 0 | 0 | 0 | 0.0 | 0.0 | 0 | 0 | 0 | 0 | 0 | 0 | 0 | 0 | 0 | 0 | 0 | 4 | 3 | 1 | 0 | 0 | 0 | 0 | 0 |

COLE CHRISTIANSEN'S NFL POSTSEASON DEFENSIVE STATISTICS

| DATE | TEAM | GP | GS | TACKLES | | | | | | | INTERCEPTIONS | | | | | O. FUMB | | | | ST | | | MISC | | | | | | | |
|-------------------|--------|----------|----------|----------|----------|----------|----------|----------|----------|------------|---------------|----------|----------|----------|----------|----------|----------|----------|----------|----------|----------|----------|----------|----------|----------|----------|----------|----------|----------|----------|
| | | | | TK | S | A | TFL | YDS | SK | YDS | QBH | NO | YDS | LG | TD | PD | FF | FR | TD | YDS | TK | S | A | FF | FR | S | A | | | |
| 2022 | Chiefs | 0 | 0 | 0 | 0 | 0 | 0 | 0 | 0 | 0.0 | 0.0 | 0 | 0 | 0 | 0 | 0 | 0 | 0 | 0 | 0 | 0 | 0 | 0 | 0 | 0 | 0 | 0 | 0 | 0 | 0 |
| NFL TOTALS | | 0 | 0 | 0 | 0 | 0 | 0 | 0 | 0 | 0.0 | 0.0 | 0 | 0 | 0 | 0 | 0 | 0 | 0 | 0 | 0 | 0 | 0 | 0 | 0 | 0 | 0 | 0 | 0 | 0 | 0 |



SINGLE-GAME HIGHS: DEFENSIVE

Special Teams Tackles

1 vs. Minnesota, Nov 14, 2021

1 at Kansas City, Jan 03, 2021

1 vs. New England, Dec 06, 2020

2020 GAME-BY-GAME REGULAR-SEASON STATISTICS (CHARGERS)

| DATE | OPPONENT | P/S | TACKLES | | | | | | | INTERCEPTIONS | | | | | O. FUMB | | | | ST | | | | MISC | | W/L | SCORE | | |
|--------------------|---------------|------------|----------|----------|----------|------------|------------|----------|----------|---------------|----------|----------|----------|----------|----------|----------|----------|----------|----------|----------|----------|----------|----------|----------|----------|----------|------------|-------|
| | | | TK | S | A | SK | YDS | TFL | YDS | QBH | NO | YDS | LG | TD | PD | FF | FR | TD | YDS | TK | S | A | FF | FR | | | S | A |
| 09/13 | at Bengals | | | | | | | | | | | | | | | | | | | | | | | | | W | 16-13 | |
| 09/27 | Panthers | | | | | | | | | | | | | | | | | | | | | | | | | L | 16-21 | |
| 10/04 | at Buccaneers | | | | | | | | | | | | | | | | | | | | | | | | | L | 31-38 | |
| 10/12 | at Saints | | | | | | | | | | | | | | | | | | | | | | | | | L | 27-30+ | |
| 10/25 | Jaguars | | | | | | | | | | | | | | | | | | | | | | | | | W | 39-29 | |
| 11/01 | at Broncos | | | | | | | | | | | | | | | | | | | | | | | | | L | 30-31 | |
| 11/08 | Raiders | | | | | | | | | | | | | | | | | | | | | | | | | L | 26-31 | |
| 11/15 | at Dolphins | | | | | | | | | | | | | | | | | | | | | | | | | L | 21-29 | |
| 11/22 | Jets | P | 0 | 0 | 0 | 0.0 | 0.0 | 0 | 0 | 0 | 0 | 0 | 0 | 0 | 0 | 0 | 0 | 0 | 0 | 0 | 0 | 0 | 0 | 0 | 0 | 0 | W | 34-28 |
| 11/29 | at Bills | P | 0 | 0 | 0 | 0.0 | 0.0 | 0 | 0 | 0 | 0 | 0 | 0 | 0 | 0 | 0 | 0 | 0 | 0 | 0 | 0 | 0 | 0 | 0 | 0 | 0 | L | 17-27 |
| 12/06 | Patriots | P | 0 | 0 | 0 | 0.0 | 0.0 | 0 | 0 | 0 | 0 | 0 | 0 | 0 | 0 | 0 | 0 | 0 | 0 | 1 | 0 | 1 | 0 | 0 | 0 | 0 | L | 0-45 |
| 12/13 | Falcons | | | | | | | | | | | | | | | | | | | | | | | | | W | 20-17 | |
| 12/17 | at Raiders | | | | | | | | | | | | | | | | | | | | | | | | | W | 30-27+ | |
| 12/27 | Broncos | | | | | | | | | | | | | | | | | | | | | | | | | W | 19-16 | |
| 01/03 | at Chiefs | P | 0 | 0 | 0 | 0.0 | 0.0 | 0 | 0 | 0 | 0 | 0 | 0 | 0 | 0 | 0 | 0 | 0 | 1 | 1 | 0 | 0 | 0 | 0 | 0 | 0 | W | 38-21 |
| 2020 TOTALS | | 4-0 | 0 | 0 | 0 | 0.0 | 0.0 | 0 | 0 | 0 | 0 | 0 | 0 | 0 | 0 | 0 | 0 | 0 | 2 | 1 | 1 | 0 | 0 | 0 | 0 | 0 | 7-8 | |

+ - Overtime

2021 GAME-BY-GAME REGULAR-SEASON STATISTICS (CHARGERS)

| DATE | OPPONENT | P/S | TACKLES | | | | | | | INTERCEPTIONS | | | | | O. FUMB | | | | ST | | | | MISC | | W/L | SCORE | | |
|--------------------|------------------|------------|----------|----------|----------|------------|------------|----------|----------|---------------|----------|----------|----------|----------|----------|----------|----------|----------|----------|----------|----------|----------|----------|----------|----------|----------|------------|--------|
| | | | TK | S | A | SK | YDS | TFL | YDS | QBH | NO | YDS | LG | TD | PD | FF | FR | TD | YDS | TK | S | A | FF | FR | | | S | A |
| 09/12 | at Football Team | | | | | | | | | | | | | | | | | | | | | | | | | | W | 20-16 |
| 09/19 | Cowboys | | | | | | | | | | | | | | | | | | | | | | | | | | L | 17-20 |
| 09/26 | at Chiefs | | | | | | | | | | | | | | | | | | | | | | | | | | W | 30-24 |
| 10/04 | Raiders | | | | | | | | | | | | | | | | | | | | | | | | | | W | 28-14 |
| 10/10 | Browns | | | | | | | | | | | | | | | | | | | | | | | | | | W | 47-42 |
| 10/17 | at Ravens | P | 0 | 0 | 0 | 0.0 | 0.0 | 0 | 0 | 0 | 0 | 0 | 0 | 0 | 0 | 0 | 0 | 0 | 0 | 0 | 0 | 0 | 0 | 0 | 0 | 0 | L | 6-34 |
| 10/31 | Patriots | | | | | | | | | | | | | | | | | | | | | | | | | | L | 24-27 |
| 11/07 | at Eagles | | | | | | | | | | | | | | | | | | | | | | | | | | W | 27-24 |
| 11/14 | Vikings | P | 0 | 0 | 0 | 0.0 | 0.0 | 0 | 0 | 0 | 0 | 0 | 0 | 0 | 0 | 0 | 0 | 0 | 1 | 1 | 0 | 0 | 0 | 0 | 0 | 0 | L | 20-27 |
| 11/21 | Steelers | | | | | | | | | | | | | | | | | | | | | | | | | | W | 41-37 |
| 11/28 | at Broncos | | | | | | | | | | | | | | | | | | | | | | | | | | L | 13-28 |
| 12/05 | at Bengals | | | | | | | | | | | | | | | | | | | | | | | | | | W | 41-22 |
| 12/12 | Giants | | | | | | | | | | | | | | | | | | | | | | | | | | W | 37-21 |
| 12/16 | Chiefs | | | | | | | | | | | | | | | | | | | | | | | | | | L | 28-34+ |
| 12/26 | at Texans | | | | | | | | | | | | | | | | | | | | | | | | | | L | 29-41 |
| 01/02 | Broncos | P | 0 | 0 | 0 | 0.0 | 0.0 | 0 | 0 | 0 | 0 | 0 | 0 | 0 | 0 | 0 | 0 | 0 | 0 | 0 | 0 | 0 | 0 | 0 | 0 | 0 | W | 34-13 |
| 01/09 | at Raiders | | | | | | | | | | | | | | | | | | | | | | | | | | L | 32-35+ |
| 2021 TOTALS | | 3-0 | 0 | 0 | 0 | 0.0 | 0.0 | 0 | 0 | 0 | 0 | 0 | 0 | 0 | 0 | 0 | 0 | 0 | 1 | 1 | 0 | 0 | 0 | 0 | 0 | 0 | 9-8 | |

+ - Overtime

2022 GAME-BY-GAME REGULAR-SEASON STATISTICS (CHIEFS)

| DATE | OPPONENT | P/S | TACKLES | | | | | | | INTERCEPTIONS | | | | | O. FUMB | | | | ST | | | | MISC | | W/L | SCORE | | |
|--------------------|---------------|------------|----------|----------|----------|------------|------------|----------|----------|---------------|----------|----------|----------|----------|----------|----------|----------|----------|----------|----------|----------|----------|----------|----------|----------|----------|-------------|--------|
| | | | TK | S | A | SK | YDS | TFL | YDS | QBH | NO | YDS | LG | TD | PD | FF | FR | TD | YDS | TK | S | A | FF | FR | | | S | A |
| 09/11 | at Cardinals | | | | | | | | | | | | | | | | | | | | | | | | | | W | 44-21 |
| 09/15 | Chargers | | | | | | | | | | | | | | | | | | | | | | | | | | W | 27-24 |
| 09/25 | at Colts | | | | | | | | | | | | | | | | | | | | | | | | | | L | 17-20 |
| 10/02 | at Buccaneers | | | | | | | | | | | | | | | | | | | | | | | | | | W | 41-31 |
| 10/10 | Raiders | | | | | | | | | | | | | | | | | | | | | | | | | | W | 30-29 |
| 10/16 | Bills | P | 0 | 0 | 0 | 0.0 | 0.0 | 0 | 0 | 0 | 0 | 0 | 0 | 0 | 0 | 0 | 0 | 0 | 1 | 1 | 0 | 0 | 0 | 0 | 0 | 0 | L | 20-24 |
| 10/23 | at 49ers | | | | | | | | | | | | | | | | | | | | | | | | | | W | 44-23 |
| 11/06 | Titans | | | | | | | | | | | | | | | | | | | | | | | | | | W | 20-17+ |
| 11/13 | Jaguars | | | | | | | | | | | | | | | | | | | | | | | | | | W | 27-17 |
| 11/20 | at Chargers | | | | | | | | | | | | | | | | | | | | | | | | | | W | 30-27 |
| 11/27 | Rams | | | | | | | | | | | | | | | | | | | | | | | | | | W | 26-10 |
| 12/04 | at Bengals | | | | | | | | | | | | | | | | | | | | | | | | | | L | 24-27 |
| 12/11 | at Broncos | | | | | | | | | | | | | | | | | | | | | | | | | | W | 34-28 |
| 12/18 | at Texans | | | | | | | | | | | | | | | | | | | | | | | | | | W | 30-24+ |
| 12/24 | Seahawks | | | | | | | | | | | | | | | | | | | | | | | | | | W | 24-10 |
| 01/01 | Broncos | | | | | | | | | | | | | | | | | | | | | | | | | | W | 27-24 |
| 01/07 | at Raiders | | | | | | | | | | | | | | | | | | | | | | | | | | W | 31-13 |
| 2022 TOTALS | | 1-0 | 0 | 0 | 0 | 0.0 | 0.0 | 0 | 0 | 0 | 0 | 0 | 0 | 0 | 0 | 0 | 0 | 0 | 1 | 1 | 0 | 0 | 0 | 0 | 0 | 0 | 14-3 | |

+ - Overtime

2022 GAME-BY-GAME POSTSEASON STATISTICS (CHIEFS)

| DATE | OPPONENT | P/S | TACKLES | | | | | | | INTERCEPTIONS | | | | | O. FUMB | | | | ST | | | | MISC | | W/L | SCORE | | | | |
|--------------------|-----------|-----|----------|----------|----------|------------|------------|----------|----------|---------------|----------|----------|----------|----------|----------|----------|----------|----------|----------|----------|----------|----------|----------|----------|----------|----------|------------|---|---|-------|
| | | | TK | S | A | SK | YDS | TFL | YDS | QBH | NO | YDS | LG | TD | PD | FF | FR | TD | YDS | TK | S | A | FF | FR | | | S | A | | |
| 01/21 | Jaguars | | | | | | | | | | | | | | | | | | | | | | | | | | | | W | 27-20 |
| 01/29 | Bengals | | | | | | | | | | | | | | | | | | | | | | | | | | | | W | 23-20 |
| 02/12 | at Eagles | | | | | | | | | | | | | | | | | | | | | | | | | | | | W | 38-35 |
| 2022 TOTALS | | | 0 | 0 | 0 | 0.0 | 0.0 | 0 | 0 | 0 | 0 | 0 | 0 | 0 | 0 | 0 | 0 | 0 | 0 | 0 | 0 | 0 | 0 | 0 | 0 | 0 | 3-0 | | | |



KEONDRE COBURN

DEFENSIVE TACKLE #99
TEXAS

ROOKIE

HEIGHT: 6'2"
WEIGHT: 332 LBS
DRAFTED: D6-23
BIRTHDAY: 5/23/00



📌 Rookie defensive tackle enters his first season with the Chiefs in 2023.

📌 Originally entered the NFL as a sixth-round pick (194th overall) by the Kansas City Chiefs in the 2023 NFL Draft.

Transactions:

Originally entered the NFL as a sixth-round pick (194th overall) by the Kansas City Chiefs in the 2023 NFL Draft.

COLLEGE

A five-year defensive lineman who played in 51 career games and started 45 times at Texas ... Named second-team All-Big 12 by the league's coaches and the AP in 2022 ... A 2022 third-team All-Big 12 Preseason selection by Athlon Sports ... Named preseason fourth-team All-Big 12 by Phil Steele in 2022 ... Selected to the 2021 Bednarik Award preseason watch list ... A third-team All-Big 12 Preseason selection by Athlon Sports in 2021 ... Named a fourth-team All-Big 12 Preseason selection by Phil Steele in 2021 ... Named All-Big 12 honorable mention in 2020 and 2021 ... Earned Academic All-Big 12 First Team honors in 2021 ... A first-team preseason All-Texas selection by Dave Campbell's Texas Football Magazine in 2020 ... An All-Big 12 Preseason selection by Phil Steele in 2019 and 2020 ... Was a high school All-American and three-time all-district honoree ... A four-time member of the Big 12 Commissioner's Honor Roll (spring and fall 2020, spring 2021, fall 2022).

PERSONAL

- 📌 Played for Head Coach Matt Meekins at Westfield.
- 📌 An All-American and three-time all-district honoree.
- 📌 Played in the 2018 Under Armour All-America Game.
- 📌 Earned Defensive Player of the Year honors from the Touchdown Club of Houston in 2017.
- 📌 Named District 16-6A Defensive MVP and first-team all-district.
- 📌 Named first-team "Tops in Texas," and chosen to the 2017 Super Team by Dave Campbell's Texas Football.
- 📌 Listed No. 9 in the Austin American-Statesman's Fab 55 and No. 10 in the Houston Chronicle's Top 100.
- 📌 Rated No. 47 nationally (No. 2 DT) and No. 6 overall in Texas by ESPN.
- 📌 Ranked No. 167 nationally (No. 12 DT) and No. 16 overall in Texas by Rivals.
- 📌 Rated No. 194 nationally (No. 19 DT) and No. 20 overall in Texas by 247Sports.
- 📌 Named first team All-State by the TWSA and honorable mention All-State by the Associated Press in 2017.
- 📌 Recorded 56 tackles, including 20 tackles for loss, 7.5 sacks, two forced fumbles, four pressures and two passes batted as a senior.
- 📌 Part of a defense that allowed just 101 points (8.4 ppg) in 2017, including a five-game stretch with a total of nine points allowed that included three shutouts.
- 📌 Helped Westfield to an 11-1 overall record, including a 7-1 district mark, a district title and an appearance in the 6A Division II regional playoffs in 2017.
- 📌 Named to the Touchdown Club of Houston's 2017 Preseason Team.
- 📌 Tabbed honorable mention 6A All-State by the Texas Sports Writers Association in 2016.
- 📌 Selected first-team All-District 16-6A.
- 📌 Chosen first-team All-Greater Houston by the Houston Chronicle.
- 📌 Part of a defense that allowed 13.2 points per game, and just 7.5 points per game over its last 11 in 2016.
- 📌 Helped Westfield to a 10-4 overall record, including a 7-0 district mark, a district title, and an appearance in 6A Division II state quarterfinals in 2016.
- 📌 Unanimously chosen Defensive Newcomer of the Year in District 16-5A in 2015.
- 📌 Collected 26 tackles, two tackles for loss, one sack and five pressures as a sophomore.
- 📌 Part of a defense that allowed just 16.5 points per game.
- 📌 Helped Westfield to a 10-2 overall record, including a 6-1 district mark, a share of the district title, and an appearance in the 6A Division II area playoffs in 2015.
- 📌 Transferred to Westfield after playing his freshman season at Oak Ridge.
- 📌 Son of Andre Coburn and Jemimah Allen.

- 👁️ Siblings are Tre, Andre, Jordan, Klee, Sequoia, Arin and Sanaiya.
- 👁️ Daughter was born days before being drafted to the Chiefs.
- 👁️ Was born in Los Angeles, Calif.



JACK COCHRANE

LINEBACKER #43
SOUTH DAKOTA



2ND YEAR IN THE NFL

2ND YEAR WITH THE CHIEFS

HEIGHT: 6'3"
WEIGHT: 236 LBS
DRAFTED: CFA-22
BIRTHDAY: 2/9/99

- Second-year linebacker enters his second season with the Chiefs in 2023.
- Originally entered the NFL as an undrafted free agent with the Kansas City Chiefs in 2022.

Transactions:

Signed with Kansas City's practice squad (8/31/22) ... Released by Kansas City (8/30/22) ... Originally entered the NFL as an undrafted free agent with the Kansas City Chiefs in 2022.

COLLEGE

Played five seasons at South Dakota (2017-21) ... Played 46 games, logging 326 tackles (179 solo), including 5.0 sacks (-26.0 yards), six interceptions returned 71 yards, 10 passes defended, three forced fumbles and three fumble recoveries ... Named a team captain as a junior and senior, as well as FCS ADA Academic All-Star.

PERSONAL

- Two-time first-team all-state performer for Mount Vernon who led the Mustangs to a state runner-up finish in 2015 and a trip back to the state semifinals in 2016.
- School's all-time scoring leader with 406 points.
- Totaled 2,505 yards rushing with 52 touchdowns and had 1,110 yards receiving with 14 touchdowns.
- Was also one of the team's top defenders, finished high school career with 218 tackles, seven sacks and seven interceptions.
- Returned kicks and punts.
- National Honor Society member.
- Also competed in wrestling, baseball and track and field for the Mustangs.

JACK COCHRANE'S NFL REGULAR SEASON DEFENSIVE STATISTICS

| DATE | TEAM | GP | GS | TACKLES | | | | | | | INTERCEPTIONS | | | | | O. FUMB | | | | ST | | | MISC | | | | | | | |
|-------------------|--------|-----------|----------|----------|----------|----------|----------|----------|----------|------------|---------------|----------|----------|----------|----------|----------|----------|----------|----------|----------|----------|----------|----------|----------|----------|----------|----------|----------|----------|----------|
| | | | | TK | S | A | TFL | YDS | SK | YDS | QBH | NO | YDS | LG | TD | PD | FF | FR | TD | YDS | TK | S | A | FF | FR | S | A | | | |
| 2022 | Chiefs | 15 | 0 | 0 | 0 | 0 | 0 | 0 | 0 | 0.0 | 0.0 | 0 | 0 | 0 | 0 | 0 | 0 | 0 | 0 | 0 | 0 | 0 | 0 | 9 | 5 | 4 | 0 | 0 | 0 | 0 |
| NFL TOTALS | | 15 | 0 | 0 | 0 | 0 | 0 | 0 | 0 | 0.0 | 0.0 | 0 | 0 | 0 | 0 | 0 | 0 | 0 | 0 | 0 | 0 | 0 | 0 | 9 | 5 | 4 | 0 | 0 | 0 | 0 |

JACK COCHRANE'S NFL POSTSEASON DEFENSIVE STATISTICS

| DATE | TEAM | GP | GS | TACKLES | | | | | | | INTERCEPTIONS | | | | | O. FUMB | | | | ST | | | MISC | | | | | | | |
|-------------------|--------|----------|----------|----------|----------|----------|----------|----------|----------|------------|---------------|----------|----------|----------|----------|----------|----------|----------|----------|----------|----------|----------|----------|----------|----------|----------|----------|----------|----------|----------|
| | | | | TK | S | A | TFL | YDS | SK | YDS | QBH | NO | YDS | LG | TD | PD | FF | FR | TD | YDS | TK | S | A | FF | FR | S | A | | | |
| 2022 | Chiefs | 3 | 0 | 0 | 0 | 0 | 0 | 0 | 0 | 0.0 | 0.0 | 0 | 0 | 0 | 0 | 0 | 0 | 0 | 0 | 0 | 0 | 0 | 0 | 1 | 0 | 1 | 0 | 0 | 0 | 0 |
| NFL TOTALS | | 3 | 0 | 0 | 0 | 0 | 0 | 0 | 0 | 0.0 | 0.0 | 0 | 0 | 0 | 0 | 0 | 0 | 0 | 0 | 0 | 0 | 0 | 0 | 1 | 0 | 1 | 0 | 0 | 0 | 0 |

SINGLE-GAME HIGHS: DEFENSIVE

Special Teams Tackles

- 2 vs. Buffalo, Oct 16, 2022
- 1 vs. Tennessee, Nov 06, 2022
- 1 vs. Las Vegas, Oct 10, 2022
- 1 at Tampa Bay, Oct 02, 2022

SINGLE-GAME HIGHS - POSTSEASON: DEFENSIVE

Special Teams Tackles

- 1 at Philadelphia, Feb 12, 2023



2022 GAME-BY-GAME REGULAR-SEASON STATISTICS (CHIEFS)

| DATE | OPPONENT | P/S | TACKLES | | | | | | | INTERCEPTIONS | | | | | O. FUMB | | | | ST | | | | MISC | | W/L | SCORE | | | | | | | |
|--------------------|---------------|-------------|----------------|----------|----------|------------|------------|----------|----------|---------------|----------|----------|----------|----------|----------|----------|----------|----------|----------|----------|----------|----------|----------|----------|----------|----------|----------|----------|----------|----------|----------|----------|-------------|
| | | | TK | S | A | SK | YDS | TFL | YDS | QBH | NO | YDS | LG | TD | PD | FF | FR | TD | YDS | TK | S | A | FF | FR | | | S | A | | | | | |
| 09/11 | at Cardinals | | PRACTICE SQUAD | | | | | | | | | | | | | | | | | | | | | W | 44-21 | | | | | | | | |
| 09/15 | Chargers | | INACTIVE | | | | | | | | | | | | | | | | | | | | | W | 27-24 | | | | | | | | |
| 09/25 | at Colts | P | 0 | 0 | 0 | 0.0 | 0.0 | 0 | 0 | 0 | 0 | 0 | 0 | 0 | 0 | 0 | 0 | 0 | 0 | 0 | 0 | 0 | 0 | 0 | 0 | L | 17-20 | | | | | | |
| 10/02 | at Buccaneers | P | 0 | 0 | 0 | 0.0 | 0.0 | 0 | 0 | 0 | 0 | 0 | 0 | 0 | 0 | 0 | 0 | 0 | 1 | 1 | 0 | 0 | 0 | 0 | 0 | W | 41-31 | | | | | | |
| 10/10 | Raiders | P | 0 | 0 | 0 | 0.0 | 0.0 | 0 | 0 | 0 | 0 | 0 | 0 | 0 | 0 | 0 | 0 | 0 | 1 | 0 | 1 | 0 | 0 | 0 | 0 | W | 30-29 | | | | | | |
| 10/16 | Bills | P | 0 | 0 | 0 | 0.0 | 0.0 | 0 | 0 | 0 | 0 | 0 | 0 | 0 | 0 | 0 | 0 | 0 | 2 | 1 | 1 | 0 | 0 | 0 | 0 | L | 20-24 | | | | | | |
| 10/23 | at 49ers | P | 0 | 0 | 0 | 0.0 | 0.0 | 0 | 0 | 0 | 0 | 0 | 0 | 0 | 0 | 0 | 0 | 0 | 0 | 0 | 0 | 0 | 0 | 0 | 0 | W | 44-23 | | | | | | |
| 11/06 | Titans | P | 0 | 0 | 0 | 0.0 | 0.0 | 0 | 0 | 0 | 0 | 0 | 0 | 0 | 0 | 0 | 0 | 0 | 1 | 0 | 1 | 0 | 0 | 0 | 0 | W | 20-17+ | | | | | | |
| 11/13 | Jaguars | P | 0 | 0 | 0 | 0.0 | 0.0 | 0 | 0 | 0 | 0 | 0 | 0 | 0 | 0 | 0 | 0 | 0 | 0 | 0 | 0 | 0 | 0 | 0 | 0 | W | 27-17 | | | | | | |
| 11/20 | at Chargers | P | 0 | 0 | 0 | 0.0 | 0.0 | 0 | 0 | 0 | 0 | 0 | 0 | 0 | 0 | 0 | 0 | 0 | 1 | 0 | 1 | 0 | 0 | 0 | 0 | W | 30-27 | | | | | | |
| 11/27 | Rams | P | 0 | 0 | 0 | 0.0 | 0.0 | 0 | 0 | 0 | 0 | 0 | 0 | 0 | 0 | 0 | 0 | 0 | 1 | 1 | 0 | 0 | 0 | 0 | 0 | W | 26-10 | | | | | | |
| 12/04 | at Bengals | P | 0 | 0 | 0 | 0.0 | 0.0 | 0 | 0 | 0 | 0 | 0 | 0 | 0 | 0 | 0 | 0 | 0 | 0 | 0 | 0 | 0 | 0 | 0 | 0 | L | 24-27 | | | | | | |
| 12/11 | at Broncos | P | 0 | 0 | 0 | 0.0 | 0.0 | 0 | 0 | 0 | 0 | 0 | 0 | 0 | 0 | 0 | 0 | 0 | 0 | 0 | 0 | 0 | 0 | 0 | 0 | W | 34-28 | | | | | | |
| 12/18 | at Texans | P | 0 | 0 | 0 | 0.0 | 0.0 | 0 | 0 | 0 | 0 | 0 | 0 | 0 | 0 | 0 | 0 | 0 | 1 | 1 | 0 | 0 | 0 | 0 | 0 | W | 30-24+ | | | | | | |
| 12/24 | Seahawks | P | 0 | 0 | 0 | 0.0 | 0.0 | 0 | 0 | 0 | 0 | 0 | 0 | 0 | 0 | 0 | 0 | 0 | 1 | 1 | 0 | 0 | 0 | 0 | 0 | W | 24-10 | | | | | | |
| 01/01 | Broncos | P | 0 | 0 | 0 | 0.0 | 0.0 | 0 | 0 | 0 | 0 | 0 | 0 | 0 | 0 | 0 | 0 | 0 | 0 | 0 | 0 | 0 | 0 | 0 | 0 | W | 27-24 | | | | | | |
| 01/07 | at Raiders | P | 0 | 0 | 0 | 0.0 | 0.0 | 0 | 0 | 0 | 0 | 0 | 0 | 0 | 0 | 0 | 0 | 0 | 0 | 0 | 0 | 0 | 0 | 0 | 0 | W | 31-13 | | | | | | |
| 2022 TOTALS | | 15-0 | 0 | 0 | 0 | 0.0 | 0.0 | 0 | 0 | 0 | 0 | 0 | 0 | 0 | 0 | 0 | 0 | 0 | 9 | 5 | 4 | 0 | 0 | 0 | 0 | 0 | 0 | 0 | 0 | 0 | 0 | 0 | 14-3 |

+ - Overtime

2022 GAME-BY-GAME POSTSEASON STATISTICS (CHIEFS)

| DATE | OPPONENT | P/S | TACKLES | | | | | | | INTERCEPTIONS | | | | | O. FUMB | | | | ST | | | | MISC | | W/L | SCORE | | | | | | |
|--------------------|-----------|------------|----------|----------|----------|------------|------------|----------|----------|---------------|----------|----------|----------|----------|----------|----------|----------|----------|----------|----------|----------|----------|----------|----------|----------|----------|----------|----------|----------|----------|----------|------------|
| | | | TK | S | A | SK | YDS | TFL | YDS | QBH | NO | YDS | LG | TD | PD | FF | FR | TD | YDS | TK | S | A | FF | FR | | | S | A | | | | |
| 01/21 | Jaguars | P | 0 | 0 | 0 | 0.0 | 0.0 | 0 | 0 | 0 | 0 | 0 | 0 | 0 | 0 | 0 | 0 | 0 | 0 | 0 | 0 | 0 | 0 | 0 | 0 | W | 27-20 | | | | | |
| 01/29 | Bengals | P | 0 | 0 | 0 | 0.0 | 0.0 | 0 | 0 | 0 | 0 | 0 | 0 | 0 | 0 | 0 | 0 | 0 | 0 | 0 | 0 | 0 | 0 | 0 | 0 | W | 23-20 | | | | | |
| 02/12 | at Eagles | P | 0 | 0 | 0 | 0.0 | 0.0 | 0 | 0 | 0 | 0 | 0 | 0 | 0 | 0 | 0 | 0 | 0 | 1 | 0 | 1 | 0 | 0 | 0 | 0 | W | 38-35 | | | | | |
| 2022 TOTALS | | 3-0 | 0 | 0 | 0 | 0.0 | 0.0 | 0 | 0 | 0 | 0 | 0 | 0 | 0 | 0 | 0 | 0 | 0 | 1 | 0 | 1 | 0 | 0 | 0 | 0 | 0 | 0 | 0 | 0 | 0 | 0 | 3-0 |



CHAMARRI CONNER

DEFENSIVE BACK #27
VIRGINIA TECH



ROOKIE

HEIGHT: 6'0"
WEIGHT: 202 LBS
DRAFTED: D4-23
BIRTHDAY: 7/11/00

📺 Rookie defensive back enters his first season with the Chiefs in 2023.

📺 Originally entered the NFL as a fourth-round pick (119th overall) by the Kansas City Chiefs in the 2023 NFL Draft.

Transactions:

Originally entered the NFL as a fourth-round pick (119th overall) by the Kansas City Chiefs in the 2023 NFL Draft.

COLLEGE

Played 61 games (started 57) in five seasons (2018-22) for Virginia Tech ... Recorded 314 tackles (207 solo), 21 tackles for loss (-110.0 yards), 7.5 sacks (-73.0 yards), four interceptions returned for 20 yards, 23 passes defended, four forced fumbles and one block ... Finished his college career ranked 10th all-time at VT in career tackles ... Received the following awards and honors: 2022-23 Reese's Senior Bowl selection, 2021 All-ACC Honorable Mention (S), 2021 Phil Steele All-ACC Second Team, 2021 ESPN All-ACC Midseason Team, ACC Defensive Back of the Week (Sept. 7, 2021), 2020 All-ACC Honorable Mention (CB) and 2020 Phil Steele All-ACC Third Team.

PERSONAL

📺 Led Trinity Christian Academy to a 9-4 record at the 5A level as a senior, following four-straight 3A titles.

📺 A ballhawk safety who tallied 107 tackles, including 58 solo stops, 1.5 sacks, one forced fumble and one fumble recovery under the watch of Head Coach Verlon Dorminey.

📺 Helped the Conquerors' defense average 2.5 turnovers a game.

📺 Son of Charles Conner and Erica Williams.

📺 Has two brothers and one sister.

📺 Majored in criminology.



ANTHONY COOK

SAFETY #47
TEXAS



ROOKIE

HEIGHT: 6'1"
WEIGHT: 188 LBS
DRAFTED: CFA-23
BIRTHDAY: 6/20/00

- 📌 Rookie safety enters his first season with the Chiefs in 2023.
- 📌 Originally entered the NFL as an undrafted free agent with the Kansas City Chiefs in 2023.

Transactions:

Originally entered the NFL as an undrafted free agent with the Kansas City Chiefs in 2023.

COLLEGE

A five-year defensive back who is utilized his additional year of eligibility ... Played in 60 career games with 27 career starts for Texas ... Recorded 167 tackles, 10 tackles for loss (-35.0 yards), 2.5 sacks (-13.0 yards), 11 passes defended, three forced fumbles and one fumble recovery ... Named honorable mention All-Big 12 in 2022 ... Earned the Fred Jacoby Sportsmanship Award at the 2022 Alamo Bowl ... Tabbed a preseason third-team All-Big 12 by Phil Steele in 2022 ... Named All-Big 12 honorable mention in 2021 ... Enrolled in January 2018 and participated in spring drills ... Was an All-American and three-time all-district honoree in high school ... A two-time member of the Big 12 Commissioner's Honor Roll (spring 2020, spring 2021).

PERSONAL

- 📌 Played for coach Tom Nolen at Lamar High School.
- 📌 An All-America and three-time all-district honoree.
- 📌 Participated in the 2018 U.S. Army All-American Bowl.
- 📌 Ranked No. 54 nationally (No. 9 CB) and No. 5 in Texas by Rivals.
- 📌 Ranked No. 80 nationally (No. 11 CB) and No. 10 in Texas by ESPN.
- 📌 Ranked No. 120 nationally (No. 13 CB) and No. 10 in Texas by 247Sports.
- 📌 Listed No. 5 on the Austin American Statesman's Fab 55.
- 📌 Ranked No. 2 in Houston by the Houston Chronicle.
- 📌 Named first team All-USA Texas by USA Today.
- 📌 Tabbed first-team All-District 18-6A in 2017.
- 📌 Named first-team "Tops in Texas," and chosen to the 2017 Super Team by Dave Campbell's Texas Football.
- 📌 Helped Lamar to a record of 9-2, including a 6-0 mark in district action.
- 📌 Part of a defense that registered three shutouts and allowed seven points or less five times throughout the season in 2017.
- 📌 Chosen 2017 second-team Preseason All-America by MaxPreps.
- 📌 Named to the 2017 All-USA Preseason Team by USA Today.
- 📌 Named to the Touchdown Club of Houston's 2017 Preseason Team.
- 📌 Named 2016 Second Team All-USA Texas.
- 📌 Named first-team All-District 18-6A.
- 📌 Led Lamar to a record of 11-2 overall and 6-0 in District 18-6A.
- 📌 Part of a defense that allowed seven or fewer points six times, with two shutouts.
- 📌 Named first-team All-District 20-6A as a sophomore.
- 📌 Helped Lamar to an 11-2 overall record and a 7-0 mark in District 20-6A play.
- 📌 Part of a defense that allowed just 9.8 points per game with three shutouts.
- 📌 Son of Tomeka Thomas and Anthony Cook.
- 📌 Has three siblings.



BRYAN COOK

SAFETY #6
CINCINNATI



2ND YEAR IN THE NFL

2ND YEAR WITH THE CHIEFS

HEIGHT: 6'1"
WEIGHT: 206 LBS
DRAFTED: D2B-22
BIRTHDAY: 9/7/99

- Second-year safety enters his second season with the Chiefs in 2023.
- Originally entered the NFL the second of two second-round picks (62nd overall) by the Kansas City Chiefs in the 2022 NFL Draft.

Transactions:

Originally entered the NFL the second of two second-round picks (62nd overall) by the Kansas City Chiefs in the 2022 NFL Draft.

COLLEGE

Reese's Senior Bowl invitee who had a breakout senior campaign after UC became the first non-Power 5 school to play in the College Football Playoffs in 2020 ... All-AAC first-team selection in 2021 ... Played first two seasons at Howard before transferring back home to Cincinnati and sitting out the 2019 season per NCAA rules ... Totaled 93 tackles, including six for loss, with 13 pass breakups for Cincinnati ... Helped UC to rank No. 1 in the country in pass efficiency defense (103.37), No. 2 in passing yards allowed (169.2), No. 3 in interceptions (19) and No. 4 in opponent completion percentage (54.0) ... Collected CoSIDA Academic All-America second-team honors ... In 2020, he made two starts and played in all 10 games during his first full season at UC ... Totaled 26 tackles, including 19 solo stops, along with two pass break ups and a tackle for a loss ... In 2019, sat out 13 games due to NCAA transfer regulations ... Made his UC debut in the TicketSmarter Birmingham Bowl, recording a pair of tackles on special teams ... Named to the 2019 AAC All-Academic Team ... Played in 21 games at Howard University from 2017-18 ... Totaled 94 tackles, including 73 solo stops ... Also had 17 passes defensed, five tackles for a loss, five interceptions with one returned for a 41-yard TD, two forced fumbles and a pair of fumble recoveries.

PERSONAL

- Prepped for coach Arvie Crouch at Mount Healthy HS.
- Earned Honorable Mention *Associated Press* All-Southwest District honors and first-team All-Southwest Ohio Conference accolades in 2016.
- Part of SWOC Championship teams in 2014 and 2015.
- Totaled 35 tackles, three interceptions, and a fumble recovery over nine games in 2016.
- On offense, had four receptions for 110 yards and three TDs.
- Totaled a season-best 10 stops and an interception at Harrison.
- Tabbed for the SWOC Sportsmanship Award in 2015.

BRYAN COOK'S NFL REGULAR SEASON DEFENSIVE STATISTICS

| DATE | TEAM | GP | GS | TACKLES | | | | | | | INTERCEPTIONS | | | | | O. FUMB | | | ST | | | MISC | | | | | |
|-------------------|--------|-----------|----------|-----------|-----------|----------|----------|----------|------------|------------|---------------|----------|----------|----------|----------|----------|----------|----------|----------|----------|----------|----------|----------|----------|----------|----------|----------|
| | | | | TK | S | A | TFL | YDS | SK | YDS | QBH | NO | YDS | LG | TD | PD | FF | FR | TD | YDS | TK | S | A | FF | FR | S | A |
| 2022 | Chiefs | 16 | 1 | 27 | 19 | 8 | 1 | 5 | 1.0 | 5.0 | 2 | 0 | 0 | 0 | 0 | 2 | 0 | 0 | 0 | 0 | 6 | 3 | 3 | 0 | 0 | 0 | 0 |
| NFL TOTALS | | 16 | 1 | 27 | 19 | 8 | 1 | 5 | 1.0 | 5.0 | 2 | 0 | 0 | 0 | 0 | 2 | 0 | 0 | 0 | 0 | 6 | 3 | 3 | 0 | 0 | 0 | 0 |

BRYAN COOK'S NFL POSTSEASON DEFENSIVE STATISTICS

| DATE | TEAM | GP | GS | TACKLES | | | | | | | INTERCEPTIONS | | | | | O. FUMB | | | ST | | | MISC | | | | | |
|-------------------|--------|----------|----------|----------|----------|----------|----------|----------|------------|------------|---------------|----------|----------|----------|----------|----------|----------|----------|----------|----------|----------|----------|----------|----------|----------|----------|----------|
| | | | | TK | S | A | TFL | YDS | SK | YDS | QBH | NO | YDS | LG | TD | PD | FF | FR | TD | YDS | TK | S | A | FF | FR | S | A |
| 2022 | Chiefs | 3 | 0 | 6 | 6 | 0 | 0 | 0 | 0.0 | 0.0 | 0 | 0 | 0 | 0 | 0 | 1 | 0 | 0 | 0 | 0 | 0 | 0 | 0 | 0 | 0 | 0 | 0 |
| NFL TOTALS | | 3 | 0 | 6 | 6 | 0 | 0 | 0 | 0.0 | 0.0 | 0 | 0 | 0 | 0 | 0 | 1 | 0 | 0 | 0 | 0 | 0 | 0 | 0 | 0 | 0 | 0 | 0 |

SINGLE-GAME HIGHS: DEFENSIVE

Total Tackles 5 at Tampa Bay, Oct 02, 2022
 4 vs. Seattle, Dec 24, 2022
 3 at L.A. Chargers, Nov 20, 2022
 2 vs. Denver, Jan 01, 2023
 2 vs. L.A. Rams, Nov 27, 2022
 ...2 more at 2.

Solo Tackles 3 vs. Seattle, Dec 24, 2022
 3 at L.A. Chargers, Nov 20, 2022
 2 vs. L.A. Rams, Nov 27, 2022
 2 vs. Jacksonville, Nov 13, 2022
 ...1 more at 2.

Passes Defended
Special Teams Tackles

1 at Tampa Bay, Oct 02, 2022
 2 vs. Jacksonville, Nov 13, 2022
 2 vs. Tennessee, Nov 06, 2022
 1 at Denver, Dec 11, 2022
 1 at San Francisco, Oct 23, 2022

SINGLE-GAME HIGHS - POSTSEASON: DEFENSIVE

Total Tackles 4 vs. Cincinnati, Jan 29, 2023
 1 vs. Jacksonville, Jan 21, 2023
Solo Tackles 4 vs. Cincinnati, Jan 29, 2023
 1 vs. Jacksonville, Jan 21, 2023

Passes Defended 1 vs. Cincinnati, Jan 29, 2023

2022 GAME-BY-GAME REGULAR-SEASON STATISTICS (CHIEFS)

| DATE | OPPONENT | P/S | TACKLES | | | | | | | | INTERCEPTIONS | | | | | O. FUMB | | | | ST | | | | MISC | | W/L | SCORE | | | |
|--------------------|---------------|-----|-------------|-----------|-----------|----------|------------|------------|----------|----------|---------------|----------|----------|----------|----------|----------|----------|----------|----------|----------|----------|----------|----------|----------|----------|----------|----------|----------|----------|-------------|
| | | | TK | S | A | SK | YDS | TFL | YDS | QBH | NO | YDS | LG | TD | PD | FF | FR | TD | YDS | TK | S | A | FF | FR | S | | | A | | |
| 09/11 | at Cardinals | P | 1 | 1 | 0 | 0.0 | 0.0 | 0 | 0 | 0 | 0 | 0 | 0 | 0 | 0 | 0 | 0 | 0 | 0 | 0 | 0 | 0 | 0 | 0 | 0 | 0 | W | 44-21 | | |
| 09/15 | Chargers | P | 1 | 1 | 0 | 0.0 | 0.0 | 0 | 0 | 0 | 0 | 0 | 0 | 0 | 0 | 0 | 0 | 0 | 0 | 0 | 0 | 0 | 0 | 0 | 0 | 0 | W | 27-24 | | |
| 09/25 | at Colts | P | 1 | 0 | 1 | 0.0 | 0.0 | 0 | 0 | 0 | 0 | 0 | 0 | 0 | 0 | 0 | 0 | 0 | 0 | 0 | 0 | 0 | 0 | 0 | 0 | 0 | L | 17-20 | | |
| 10/02 | at Buccaneers | P | 5 | 2 | 3 | 0.0 | 0.0 | 0 | 0 | 0 | 1 | 0 | 0 | 0 | 0 | 1 | 0 | 0 | 0 | 0 | 0 | 0 | 0 | 0 | 0 | 0 | W | 41-31 | | |
| 10/10 | Raiders | P | 2 | 0 | 2 | 0.0 | 0.0 | 0 | 0 | 0 | 0 | 0 | 0 | 0 | 0 | 0 | 0 | 0 | 0 | 0 | 0 | 0 | 0 | 0 | 0 | W | 30-29 | | | |
| 10/16 | Bills | | | | | | | | | | | | | | | | | | | | | | | | | L | 20-24 | | | |
| 10/23 | at 49ers | P | 0 | 0 | 0 | 0.0 | 0.0 | 0 | 0 | 0 | 0 | 0 | 0 | 0 | 0 | 0 | 0 | 0 | 0 | 1 | 1 | 0 | 0 | 0 | 0 | 0 | W | 44-23 | | |
| 11/06 | Titans | P | 1 | 1 | 0 | 0.0 | 0.0 | 0 | 0 | 0 | 0 | 0 | 0 | 0 | 0 | 0 | 0 | 0 | 0 | 2 | 1 | 1 | 0 | 0 | 0 | 0 | W | 20-17+ | | |
| 11/13 | Jaguars | P | 2 | 2 | 0 | 0.0 | 0.0 | 0 | 0 | 0 | 0 | 0 | 0 | 0 | 0 | 0 | 0 | 0 | 0 | 2 | 1 | 1 | 0 | 0 | 0 | 0 | W | 27-17 | | |
| 11/20 | at Chargers | P | 3 | 3 | 0 | 0.0 | 0.0 | 0 | 0 | 0 | 0 | 0 | 0 | 0 | 0 | 0 | 0 | 0 | 0 | 0 | 0 | 0 | 0 | 0 | 0 | 0 | W | 30-27 | | |
| 11/27 | Rams | S | 2 | 2 | 0 | 1.0 | 5.0 | 1 | 5 | 0 | 0 | 0 | 0 | 0 | 0 | 0 | 0 | 0 | 0 | 0 | 0 | 0 | 0 | 0 | 0 | 0 | W | 26-10 | | |
| 12/04 | at Bengals | P | 0 | 0 | 0 | 0.0 | 0.0 | 0 | 0 | 0 | 0 | 0 | 0 | 0 | 0 | 0 | 0 | 0 | 0 | 0 | 0 | 0 | 0 | 0 | 0 | 0 | L | 24-27 | | |
| 12/11 | at Broncos | P | 1 | 1 | 0 | 0.0 | 0.0 | 0 | 0 | 0 | 0 | 0 | 0 | 0 | 0 | 0 | 0 | 0 | 0 | 1 | 0 | 1 | 0 | 0 | 0 | 0 | W | 34-28 | | |
| 12/18 | at Texans | P | 1 | 1 | 0 | 0.0 | 0.0 | 0 | 0 | 0 | 0 | 0 | 0 | 0 | 0 | 0 | 0 | 0 | 0 | 0 | 0 | 0 | 0 | 0 | 0 | 0 | W | 30-24+ | | |
| 12/24 | Seahawks | P | 4 | 3 | 1 | 0.0 | 0.0 | 0 | 0 | 0 | 1 | 0 | 0 | 0 | 0 | 0 | 0 | 0 | 0 | 0 | 0 | 0 | 0 | 0 | 0 | 0 | W | 24-10 | | |
| 01/01 | Broncos | P | 2 | 1 | 1 | 0.0 | 0.0 | 0 | 0 | 0 | 0 | 0 | 0 | 0 | 1 | 0 | 0 | 0 | 0 | 0 | 0 | 0 | 0 | 0 | 0 | 0 | W | 27-24 | | |
| 01/07 | at Raiders | P | 1 | 1 | 0 | 0.0 | 0.0 | 0 | 0 | 0 | 0 | 0 | 0 | 0 | 0 | 0 | 0 | 0 | 0 | 0 | 0 | 0 | 0 | 0 | 0 | 0 | W | 31-13 | | |
| 2022 TOTALS | | | 16-1 | 27 | 19 | 8 | 1.0 | 5.0 | 1 | 5 | 2 | 0 | 0 | 0 | 0 | 2 | 0 | 0 | 0 | 0 | 6 | 3 | 3 | 0 | 0 | 0 | 0 | 0 | 0 | 14-3 |

+ - Overtime

2022 GAME-BY-GAME POSTSEASON STATISTICS (CHIEFS)

| DATE | OPPONENT | P/S | TACKLES | | | | | | | | INTERCEPTIONS | | | | | O. FUMB | | | | ST | | | | MISC | | W/L | SCORE | | | |
|--------------------|-----------|-----|------------|----------|----------|----------|------------|------------|----------|----------|---------------|----------|----------|----------|----------|----------|----------|----------|----------|----------|----------|----------|----------|----------|----------|----------|----------|----------|----------|------------|
| | | | TK | S | A | SK | YDS | TFL | YDS | QBH | NO | YDS | LG | TD | PD | FF | FR | TD | YDS | TK | S | A | FF | FR | S | | | A | | |
| 01/21 | Jaguars | P | 1 | 1 | 0 | 0.0 | 0.0 | 0 | 0 | 0 | 0 | 0 | 0 | 0 | 0 | 0 | 0 | 0 | 0 | 0 | 0 | 0 | 0 | 0 | 0 | 0 | 0 | W | 27-20 | |
| 01/29 | Bengals | P | 4 | 4 | 0 | 0.0 | 0.0 | 0 | 0 | 0 | 0 | 0 | 0 | 0 | 0 | 1 | 0 | 0 | 0 | 0 | 0 | 0 | 0 | 0 | 0 | 0 | 0 | W | 23-20 | |
| 02/12 | at Eagles | P | 1 | 1 | 0 | 0.0 | 0.0 | 0 | 0 | 0 | 0 | 0 | 0 | 0 | 0 | 0 | 0 | 0 | 0 | 0 | 0 | 0 | 0 | 0 | 0 | 0 | 0 | W | 38-35 | |
| 2022 TOTALS | | | 3-0 | 6 | 6 | 0 | 0.0 | 0.0 | 0 | 0 | 0 | 0 | 0 | 0 | 0 | 1 | 0 | 0 | 0 | 0 | 0 | 0 | 0 | 0 | 0 | 0 | 0 | 0 | 0 | 3-0 |



KEKOA CRAWFORD

WIDE RECEIVER #89
CALIFORNIA



1ST YEAR IN
THE NFL

1ST YEAR WITH
THE CHIEFS

HEIGHT: 6'0"
WEIGHT: 192 LBS
DRAFTED: FA-23
BIRTHDAY: 2/10/98

- 👁️ First year wide receiver enters his first season with the Chiefs in 2023.
- 👁️ Originally entered the NFL as an undrafted free agent with the Indianapolis Colts in 2022

Transactions:

Signed with Kansas City (7/17/2023)...Originally entered the NFL as an undrafted free agent with the Indianapolis Colts in 2022.

COLLEGE

College Gridiron Showcase participant...Played in 21 games with 17 starts for Cal through three seasons (2019-21)...Recorded 75 receptions for 1,017 yards and four touchdowns...Had 26 receptions of 15+ yards for Cal...Led the team in receptions 2021 with 40 receptions for 513 yards... Was second on the team for receptions of 20+ yards with eight in 2021... Recorded two punt returns in his senior season totaling 18 yards...Started four games in 2020 during a shortened season due to COVID-19...Ranked ninth in Pac-12 averaging 4.8 receptions per game...Led Cal with 232 all-purpose yards in 2020...Played six games in 2019 for Cal with four starts and an average of 17.0 yards per reception (second)...Played two seasons for Michigan (2016-17)... Totaled 21 catches and 290 yards receiving with two touchdowns for Michigan...In 2017 he had 17 catches for 243 yards and one touchdown...Received Cal's Ken Harvey Award for academic commitment and improvement in 2021.

PERSONAL

- 👁️ Prior to Cal, attended Glendale Community College for one year (2018) and was not a member of the football team.
- 👁️ Attended Santa Margarita Catholic High School playing two years (2014-15) after playing for St. Francis in 2013.
- 👁️ Hauled in 159 receptions for 2,761 yards receiving and 30 touchdowns during his three prep seasons.
- 👁️ Was a 2016 U.S. Army All-American Bowl participant following his senior season.
- 👁️ Was a consensus four-star prospect out of high school.
- 👁️ Graduated with a bachelor's degree in sociology from Cal with a graduate certificate in business administration also from Cal.



**MIKE
DANNA**

DEFENSIVE END #51
MICHIGAN



4TH YEAR IN
THE NFL

4TH YEAR WITH
THE CHIEFS

HEIGHT: 6'2"
WEIGHT: 257 LBS
DRAFTED: D5-20
BIRTHDAY: 12/4/97

Fourth-year defensive end enters his fourth season with the Chiefs in 2023.

Originally entered the NFL as a fifth-round pick (177th overall) by the Kansas City Chiefs in the 2020 NFL Draft.

Transactions:

Originally entered the NFL as a fifth-round pick (177th overall) by the Kansas City Chiefs in the 2020 NFL Draft.

COLLEGE

Spent one season at Michigan (2019) where he appeared in all 13 games with one start along the defensive line making 38 tackles including three for loss with 3.0 sacks and one forced fumble to earn his first varsity letter at U-M ... Was on the watch list for the Hendricks Award ... Spent four seasons at Central Michigan (2015-18) where he appeared in 38 games (16 starts) tallying 151 tackles (92 solo), 28.0 tackles for loss, 15.0 sacks, one pass defended, four forced fumbles and four fumble recoveries ... As a redshirt-junior at Central Michigan earned the Chippewas' Herb Deromedi Most Valuable Player Award, was named to the 2018 Pro Football Focus All-American first-team as a lineman and was named to All-Mid-American Conference first-team defense ... Redshirted as a freshman in 2015.

PERSONAL

- Attended Warren De La Salle Collegiate High School where he was a two-year starter and varsity letterwinner in football.
- Led his team to the 2014 Division 2 state title.
- School records for tackles for loss (20) and sacks (10.0) in a single season in 2014.
- Also tallied 52 tackles in just nine games as a senior.
- Ranked No. 15 on the Detroit Free Press Fab 50 and the Detroit News Blue Chip list.
- Named to the Detroit Free Press, Detroit News and MLive Dream Teams in 2014.
- Earned All-State special mention from the *Associated Press* in 2014.
- Named to the 2014 Detroit News All-Metro East first-team.
- Selected first-team All-Macomb County by the Macomb Daily in 2014.
- Hometown: Detroit, Mich.

MIKE DANNA'S NFL REGULAR SEASON DEFENSIVE STATISTICS

| DATE | TEAM | GP | GS | TACKLES | | | | | | | INTERCEPTIONS | | | | | O. FUMB | | | ST | | | MISC | | | | | | |
|-------------------|--------|-----------|----------|-----------|-----------|-----------|-----------|-----------|-------------|-------------|---------------|----------|----------|----------|----------|----------|----------|----------|----------|----------|----------|----------|----------|----------|----------|----------|----------|----------|
| | | | | TK | S | A | TFL | YDS | SK | YDS | QBH | NO | YDS | LG | TD | PD | FF | FR | TD | YDS | TK | S | A | FF | FR | S | A | |
| 2020 | Chiefs | 13 | 1 | 25 | 16 | 9 | 4 | 23 | 2.5 | 22.5 | 6 | 0 | 0 | 0 | 0 | 0 | 0 | 0 | 0 | 0 | 0 | 0 | 0 | 0 | 0 | 0 | 0 | 0 |
| 2021 | Chiefs | 17 | 6 | 26 | 11 | 15 | 3 | 14 | 3.0 | 14.0 | 10 | 0 | 0 | 0 | 0 | 1 | 2 | 0 | 0 | 0 | 0 | 0 | 0 | 0 | 0 | 0 | 0 | 0 |
| 2022 | Chiefs | 13 | 0 | 27 | 9 | 18 | 3 | 26 | 5.0 | 34.0 | 10 | 0 | 0 | 0 | 0 | 0 | 2 | 0 | 0 | 0 | 0 | 0 | 0 | 0 | 0 | 0 | 0 | 0 |
| NFL TOTALS | | 43 | 7 | 78 | 36 | 42 | 10 | 63 | 10.5 | 70.5 | 26 | 0 | 0 | 0 | 0 | 1 | 4 | 0 | 0 | 0 | 0 | 0 | 0 | 0 | 0 | 0 | 0 | 0 |

MIKE DANNA'S NFL POSTSEASON DEFENSIVE STATISTICS

| DATE | TEAM | GP | GS | TACKLES | | | | | | | INTERCEPTIONS | | | | | O. FUMB | | | ST | | | MISC | | | | | | |
|-------------------|--------|----------|----------|-----------|----------|----------|----------|----------|------------|------------|---------------|----------|----------|----------|----------|----------|----------|----------|----------|----------|----------|----------|----------|----------|----------|----------|----------|----------|
| | | | | TK | S | A | TFL | YDS | SK | YDS | QBH | NO | YDS | LG | TD | PD | FF | FR | TD | YDS | TK | S | A | FF | FR | S | A | |
| 2020 | Chiefs | 3 | 0 | 4 | 1 | 3 | 0 | 0 | 0.0 | 0.0 | 0 | 0 | 0 | 0 | 0 | 0 | 0 | 0 | 0 | 0 | 0 | 0 | 0 | 0 | 0 | 0 | 0 | 0 |
| 2021 | Chiefs | 3 | 0 | 3 | 3 | 0 | 1 | 3 | 1.0 | 3.0 | 3 | 0 | 0 | 0 | 0 | 0 | 0 | 0 | 0 | 0 | 0 | 0 | 0 | 0 | 0 | 0 | 0 | 0 |
| 2022 | Chiefs | 3 | 0 | 6 | 4 | 2 | 0 | 0 | 0.0 | 0.0 | 1 | 0 | 0 | 0 | 0 | 0 | 0 | 0 | 0 | 0 | 0 | 0 | 0 | 0 | 0 | 0 | 0 | 0 |
| NFL TOTALS | | 9 | 0 | 13 | 8 | 5 | 1 | 3 | 1.0 | 3.0 | 4 | 0 | 0 | 0 | 0 | 0 | 0 | 0 | 0 | 0 | 0 | 0 | 0 | 0 | 0 | 0 | 0 | 0 |

2021 GAME-BY-GAME REGULAR-SEASON STATISTICS (CHIEFS)

| DATE | OPPONENT | P/S | TACKLES | | | | | | | INTERCEPTIONS | | | | | O. FUMB | | | | ST | | | | | MISC | | W/L | SCORE | |
|--------------------|------------------|-----|-------------|-----------|-----------|-----------|------------|-------------|----------|---------------|-----------|----------|----------|----------|----------|----------|----------|----------|----------|----------|----------|----------|----------|----------|----------|-------------|--------|-------|
| | | | TK | S | A | SK | YDS | TFL | YDS | QBH | NO | YDS | LG | TD | PD | FF | FR | TD | YDS | TK | S | A | FF | FR | S | | | A |
| 09/12 | Browns | S | 3 | 1 | 2 | 0.0 | 0.0 | 0 | 0 | 1 | 0 | 0 | 0 | 0 | 0 | 0 | 0 | 0 | 0 | 0 | 0 | 0 | 0 | 0 | 0 | 0 | W | 33-29 |
| 09/19 | at Ravens | P | 0 | 0 | 0 | 0.0 | 0.0 | 0 | 0 | 0 | 0 | 0 | 0 | 0 | 0 | 0 | 0 | 0 | 0 | 0 | 0 | 0 | 0 | 0 | 0 | L | 35-36 | |
| 09/26 | Chargers | S | 2 | 2 | 0 | 1.0 | 6.0 | 1 | 6 | 3 | 0 | 0 | 0 | 0 | 0 | 1 | 0 | 0 | 0 | 0 | 0 | 0 | 0 | 0 | 0 | L | 24-30 | |
| 10/03 | at Eagles | S | 4 | 3 | 1 | 2.0 | 8.0 | 2 | 8 | 2 | 0 | 0 | 0 | 0 | 0 | 0 | 0 | 0 | 0 | 0 | 0 | 0 | 0 | 0 | 0 | W | 42-30 | |
| 10/10 | Bills | S | 4 | 1 | 3 | 0.0 | 0.0 | 0 | 0 | 1 | 0 | 0 | 0 | 0 | 0 | 0 | 0 | 0 | 0 | 0 | 0 | 0 | 0 | 0 | 0 | L | 20-38 | |
| 10/17 | at Football Team | S | 2 | 1 | 1 | 0.0 | 0.0 | 0 | 0 | 0 | 0 | 0 | 0 | 0 | 1 | 1 | 0 | 0 | 0 | 0 | 0 | 0 | 0 | 0 | 0 | W | 31-13 | |
| 10/24 | at Titans | P | 1 | 0 | 1 | 0.0 | 0.0 | 0 | 0 | 0 | 0 | 0 | 0 | 0 | 0 | 0 | 0 | 0 | 0 | 0 | 0 | 0 | 0 | 0 | 0 | L | 3-27 | |
| 11/01 | Giants | P | 0 | 0 | 0 | 0.0 | 0.0 | 0 | 0 | 0 | 0 | 0 | 0 | 0 | 0 | 0 | 0 | 0 | 0 | 0 | 0 | 0 | 0 | 0 | 0 | W | 20-17 | |
| 11/07 | Packers | S | 2 | 1 | 1 | 0.0 | 0.0 | 0 | 0 | 0 | 0 | 0 | 0 | 0 | 0 | 0 | 0 | 0 | 0 | 0 | 0 | 0 | 0 | 0 | 0 | W | 13-7 | |
| 11/14 | at Raiders | P | 2 | 1 | 1 | 0.0 | 0.0 | 0 | 0 | 0 | 0 | 0 | 0 | 0 | 0 | 0 | 0 | 0 | 0 | 0 | 0 | 0 | 0 | 0 | 0 | W | 41-14 | |
| 11/21 | Cowboys | P | 0 | 0 | 0 | 0.0 | 0.0 | 0 | 0 | 0 | 0 | 0 | 0 | 0 | 0 | 0 | 0 | 0 | 0 | 0 | 0 | 0 | 0 | 0 | 0 | W | 19-9 | |
| 12/05 | Broncos | P | 2 | 0 | 2 | 0.0 | 0.0 | 0 | 0 | 1 | 0 | 0 | 0 | 0 | 0 | 0 | 0 | 0 | 0 | 0 | 0 | 0 | 0 | 0 | 0 | W | 22-9 | |
| 12/12 | Raiders | P | 1 | 1 | 0 | 0.0 | 0.0 | 0 | 0 | 1 | 0 | 0 | 0 | 0 | 0 | 0 | 0 | 0 | 0 | 0 | 0 | 0 | 0 | 0 | 0 | W | 48-9 | |
| 12/16 | at Chargers | P | 1 | 0 | 1 | 0.0 | 0.0 | 0 | 0 | 0 | 0 | 0 | 0 | 0 | 0 | 0 | 0 | 0 | 0 | 0 | 0 | 0 | 0 | 0 | 0 | W | 34-28+ | |
| 12/26 | Steelers | P | 1 | 0 | 1 | 0.0 | 0.0 | 0 | 0 | 0 | 0 | 0 | 0 | 0 | 0 | 0 | 0 | 0 | 0 | 0 | 0 | 0 | 0 | 0 | 0 | W | 36-10 | |
| 01/02 | at Bengals | P | 0 | 0 | 0 | 0.0 | 0.0 | 0 | 0 | 1 | 0 | 0 | 0 | 0 | 0 | 0 | 0 | 0 | 0 | 0 | 0 | 0 | 0 | 0 | 0 | L | 31-34 | |
| 01/08 | at Broncos | P | 1 | 0 | 1 | 0.0 | 0.0 | 0 | 0 | 0 | 0 | 0 | 0 | 0 | 0 | 0 | 0 | 0 | 0 | 0 | 0 | 0 | 0 | 0 | 0 | W | 28-24 | |
| 2021 TOTALS | | | 17-6 | 26 | 11 | 15 | 3.0 | 14.0 | 3 | 14 | 10 | 0 | 0 | 0 | 0 | 1 | 2 | 0 | 0 | 0 | 0 | 0 | 0 | 0 | 0 | 12-5 | | |

+ - Overtime

2022 GAME-BY-GAME REGULAR-SEASON STATISTICS (CHIEFS)

| DATE | OPPONENT | P/S | TACKLES | | | | | | | INTERCEPTIONS | | | | | O. FUMB | | | | ST | | | | | MISC | | W/L | SCORE |
|--------------------|---------------|-----|-------------|-----------|----------|-----------|------------|-------------|----------|---------------|-----------|----------|----------|----------|----------|----------|----------|----------|----------|----------|----------|----------|----------|----------|----------|-------------|--------|
| | | | TK | S | A | SK | YDS | TFL | YDS | QBH | NO | YDS | LG | TD | PD | FF | FR | TD | YDS | TK | S | A | FF | FR | S | | |
| 09/11 | at Cardinals | P | 2 | 0 | 2 | 0.0 | 0.0 | 0 | 0 | 0 | 0 | 0 | 0 | 0 | 0 | 0 | 0 | 0 | 0 | 0 | 0 | 0 | 0 | 0 | 0 | W | 44-21 |
| 09/15 | Chargers | P | 0 | 0 | 0 | 0.0 | 0.0 | 0 | 0 | 1 | 0 | 0 | 0 | 0 | 0 | 0 | 0 | 0 | 0 | 0 | 0 | 0 | 0 | 0 | 0 | W | 27-24 |
| 09/25 | at Colts | | | | | | | | | | | | | | | | | | | | | | | | | L | 17-20 |
| 10/02 | at Buccaneers | | | | | | | | | | | | | | | | | | | | | | | | | W | 41-31 |
| 10/10 | Raiders | | | | | | | | | | | | | | | | | | | | | | | | | W | 30-29 |
| 10/16 | Bills | P | 0 | 0 | 0 | 0.0 | 0.0 | 0 | 0 | 0 | 0 | 0 | 0 | 0 | 0 | 0 | 0 | 0 | 0 | 0 | 0 | 0 | 0 | 0 | 0 | L | 20-24 |
| 10/23 | at 49ers | | | | | | | | | | | | | | | | | | | | | | | | | W | 44-23 |
| 11/06 | Titans | P | 4 | 0 | 4 | 0.0 | 0.0 | 0 | 0 | 0 | 0 | 0 | 0 | 0 | 0 | 0 | 0 | 0 | 0 | 0 | 0 | 0 | 0 | 0 | 0 | W | 20-17+ |
| 11/13 | Jaguars | P | 3 | 1 | 2 | 0.0 | 0.0 | 0 | 0 | 0 | 0 | 0 | 0 | 0 | 0 | 0 | 0 | 0 | 0 | 0 | 0 | 0 | 0 | 0 | 0 | W | 27-17 |
| 11/20 | at Chargers | P | 4 | 3 | 1 | 2.0 | 17.0 | 2 | 17 | 2 | 0 | 0 | 0 | 0 | 0 | 0 | 0 | 0 | 0 | 0 | 0 | 0 | 0 | 0 | 0 | W | 30-27 |
| 11/27 | Rams | P | 4 | 1 | 3 | 0.0 | 0.0 | 0 | 0 | 2 | 0 | 0 | 0 | 0 | 0 | 0 | 0 | 0 | 0 | 0 | 0 | 0 | 0 | 0 | 0 | W | 26-10 |
| 12/04 | at Bengals | P | 0 | 0 | 0 | 0.0 | 0.0 | 0 | 0 | 0 | 0 | 0 | 0 | 0 | 0 | 0 | 0 | 0 | 0 | 0 | 0 | 0 | 0 | 0 | 0 | L | 24-27 |
| 12/11 | at Broncos | P | 3 | 1 | 2 | 1.0 | 9.0 | 1 | 9 | 1 | 0 | 0 | 0 | 0 | 0 | 0 | 0 | 0 | 0 | 0 | 0 | 0 | 0 | 0 | 0 | W | 34-28 |
| 12/18 | at Texans | P | 1 | 0 | 1 | 0.0 | 0.0 | 0 | 0 | 1 | 0 | 0 | 0 | 0 | 0 | 0 | 0 | 0 | 0 | 0 | 0 | 0 | 0 | 0 | 0 | W | 30-24+ |
| 12/24 | Seahawks | P | 3 | 1 | 2 | 0.0 | 0.0 | 0 | 0 | 0 | 0 | 0 | 0 | 0 | 0 | 0 | 0 | 0 | 0 | 0 | 0 | 0 | 0 | 0 | 0 | W | 24-10 |
| 01/01 | Broncos | P | 0 | 0 | 0 | 0.0 | 0.0 | 0 | 0 | 1 | 0 | 0 | 0 | 0 | 0 | 0 | 0 | 0 | 0 | 0 | 0 | 0 | 0 | 0 | 0 | W | 27-24 |
| 01/07 | at Raiders | P | 3 | 2 | 1 | 2.0 | 8.0 | 0 | 0 | 2 | 0 | 0 | 0 | 0 | 0 | 2 | 0 | 0 | 0 | 0 | 0 | 0 | 0 | 0 | 0 | W | 31-13 |
| 2022 TOTALS | | | 13-0 | 27 | 9 | 18 | 5.0 | 34.0 | 3 | 26 | 10 | 0 | 0 | 0 | 0 | 0 | 2 | 0 | 0 | 0 | 0 | 0 | 0 | 0 | 0 | 14-3 | |

+ - Overtime

2020 GAME-BY-GAME POSTSEASON STATISTICS (CHIEFS)

| DATE | OPPONENT | P/S | TACKLES | | | | | | | INTERCEPTIONS | | | | | O. FUMB | | | | ST | | | | | MISC | | W/L | SCORE | |
|--------------------|---------------|-----|------------|----------|----------|----------|------------|------------|----------|---------------|----------|----------|----------|----------|----------|----------|----------|----------|----------|----------|----------|----------|----------|----------|----------|------------|-------|-------|
| | | | TK | S | A | SK | YDS | TFL | YDS | QBH | NO | YDS | LG | TD | PD | FF | FR | TD | YDS | TK | S | A | FF | FR | S | | | A |
| 01/17 | Browns | P | 2 | 1 | 1 | 0.0 | 0.0 | 0 | 0 | 0 | 0 | 0 | 0 | 0 | 0 | 0 | 0 | 0 | 0 | 0 | 0 | 0 | 0 | 0 | 0 | 0 | W | 22-17 |
| 01/24 | Bills | P | 1 | 0 | 1 | 0.0 | 0.0 | 0 | 0 | 0 | 0 | 0 | 0 | 0 | 0 | 0 | 0 | 0 | 0 | 0 | 0 | 0 | 0 | 0 | 0 | 0 | W | 38-24 |
| 02/07 | at Buccaneers | P | 1 | 0 | 1 | 0.0 | 0.0 | 0 | 0 | 0 | 0 | 0 | 0 | 0 | 0 | 0 | 0 | 0 | 0 | 0 | 0 | 0 | 0 | 0 | 0 | L | 9-31 | |
| 2020 TOTALS | | | 3-0 | 4 | 1 | 3 | 0.0 | 0.0 | 0 | 0 | 0 | 0 | 0 | 0 | 0 | 0 | 0 | 0 | 0 | 0 | 0 | 0 | 0 | 0 | 0 | 2-1 | | |

2021 GAME-BY-GAME POSTSEASON STATISTICS (CHIEFS)

| DATE | OPPONENT | P/S | TACKLES | | | | | | | INTERCEPTIONS | | | | | O. FUMB | | | | ST | | | | | MISC | | W/L | SCORE | |
|--------------------|----------|-----|------------|----------|----------|----------|------------|------------|----------|---------------|----------|----------|----------|----------|----------|----------|----------|----------|----------|----------|----------|----------|----------|----------|----------|------------|--------|--------|
| | | | TK | S | A | SK | YDS | TFL | YDS | QBH | NO | YDS | LG | TD | PD | FF | FR | TD | YDS | TK | S | A | FF | FR | S | | | A |
| 01/16 | Steelers | P | 1 | 1 | 0 | 1.0 | 3.0 | 1 | 3 | 2 | 0 | 0 | 0 | 0 | 0 | 0 | 0 | 0 | 0 | 0 | 0 | 0 | 0 | 0 | 0 | 0 | W | 42-21 |
| 01/23 | Bills | P | 0 | 0 | 0 | 0.0 | 0.0 | 0 | 0 | 0 | 0 | 0 | 0 | 0 | 0 | 0 | 0 | 0 | 0 | 0 | 0 | 0 | 0 | 0 | 0 | 0 | W | 42-36+ |
| 01/30 | Bengals | P | 2 | 2 | 0 | 0.0 | 0.0 | 0 | 0 | 1 | 0 | 0 | 0 | 0 | 0 | 0 | 0 | 0 | 0 | 0 | 0 | 0 | 0 | 0 | 0 | L | 24-27+ | |
| 2021 TOTALS | | | 3-0 | 3 | 3 | 0 | 1.0 | 3.0 | 1 | 3 | 3 | 0 | 0 | 0 | 0 | 0 | 0 | 0 | 0 | 0 | 0 | 0 | 0 | 0 | 0 | 2-1 | | |

+ - Overtime

2022 GAME-BY-GAME POSTSEASON STATISTICS (CHIEFS)

| DATE | OPPONENT | P/S | TACKLES | | | | | | | INTERCEPTIONS | | | | | O. FUMB | | | | ST | | | | | MISC | | W/L | SCORE | |
|--------------------|-----------|-----|------------|----------|----------|----------|------------|------------|----------|---------------|----------|----------|----------|----------|----------|----------|----------|----------|----------|----------|----------|----------|----------|----------|----------|------------|-------|-------|
| | | | TK | S | A | SK | YDS | TFL | YDS | QBH | NO | YDS | LG | TD | PD | FF | FR | TD | YDS | TK | S | A | FF | FR | S | | | A |
| 01/21 | Jaguars | P | 0 | 0 | 0 | 0.0 | 0.0 | 0 | 0 | 1 | 0 | 0 | 0 | 0 | 0 | 0 | 0 | 0 | 0 | 0 | 0 | 0 | 0 | 0 | 0 | 0 | W | 27-20 |
| 01/29 | Bengals | P | 5 | 3 | 2 | 0.0 | 0.0 | 0 | 0 | 0 | 0 | 0 | 0 | 0 | 0 | 0 | 0 | 0 | 0 | 0 | 0 | 0 | 0 | 0 | 0 | 0 | W | 23-20 |
| 02/12 | at Eagles | P | 1 | 1 | 0 | 0.0 | 0.0 | 0 | 0 | 0 | 0 | 0 | 0 | 0 | 0 | 0 | 0 | 0 | 0 | 0 | 0 | 0 | 0 | 0 | 0 | W | 38-35 | |
| 2022 TOTALS | | | 3-0 | 6 | 4 | 2 | 0.0 | 0.0 | 0 | 0 | 1 | 0 | 0 | 0 | 0 | 0 | 0 | 0 | 0 | 0 | 0 | 0 | 0 | 0 | 0 | 3-0 | | |





MATT DICKERSON

DEFENSIVE TACKLE #93

UCLA



3RD YEAR IN THE NFL

1ST YEAR WITH THE CHIEFS

HEIGHT: 6'5"
 WEIGHT: 298 LBS
 DRAFTED: FA-23
 BIRTHDAY: 11/9/95

Third-year defensive tackle enters his first season with the Chiefs in 2023.

Originally entered the NFL as an undrafted free agent with the Tennessee Titans in 2018.

Transactions:

Signed with Kansas City (5/10/23) ... Signed with Atlanta (8/31/22) ... Released by Kansas City (8/30/22) ... Signed with Kansas City (8/8/22) ... Released by the Cardinals (7/29/22) ... Signed by the

Cardinals (1/19/22) ... Released by the Cardinals (1/11/22) ... Signed to the Cardinals' practice squad (12/27/21) ... Released by the Cardinals (11/15/21) ... Signed to the Cardinals' practice squad (11/2/21) ... Released by the Raiders (8/31/21) ... Signed by the Raiders (3/22/21) ... Signed by the Titans (10/29/19) ... Released by the Titans (10/26/19) ... Signed by the Titans (10/22/19) ... Released by the Titans (10/19/19) ... Originally entered the NFL as an undrafted free agent with the Tennessee Titans in 2018 (5/11/18).

COLLEGE

Played four seasons at UCLA (2014-17) ... Recorded 97 tackles (48 solo), 7.0 tackles for loss of 12 yards, 1.5 sacks for five yards and four passes defensed ... Was selected second-team Academic All-Conference his sophomore year in 2015.

PERSONAL

- Born in San Francisco.
- Parents: Clarence and Pamela Dickerson.
- Dad played college football at Henderson State (Ark.).
- Has a twin sister, Megan.
- Played football for the first time as a high school freshman.
- Lists former NFL standout running back Walter Payton as the athlete he admires the most.
- Hobbies include fishing, golf and hanging out with family and friends.
- Named to the Athletic Director's Academic Honor Roll in Fall 2014, Spring 2015.
- Majored in political science while at UCLA.

REGULAR SEASON COMPARISON: DEFENSIVE - NEW ORLEANS SAINTS

| DATE | OPP | W/L | GP/GS | TACKLES | | | | | SACK | YDS. | INT | TFL | PD | QBH | TD | MISC | |
|---------------|------------|------------|------------|----------|----------|----------|------------|------------|----------|----------|----------|----------|----------|----------|----------|----------|--|
| | | | | TOT | SOLO | ASST | FF | FR | | | | | | | | | |
| 12/22/19 | TEN vs. NO | L | P | 1 | 1 | 0 | 0.0 | 0.0 | 0 | 1 | 0 | 0 | 0 | 0 | 0 | 0 | |
| 9/11/22 | ATL vs. NO | L | 0 | 1 | 0 | 1 | 0.0 | 0.0 | 0 | 0 | 0 | 0 | 0 | 0 | 0 | 0 | |
| TOTALS | | 0/2 | 2/1 | 2 | 1 | 1 | 0.0 | 0.0 | 0 | 1 | 0 | 0 | 0 | 0 | 0 | 0 | |

MATT DICKERSON'S NFL REGULAR SEASON DEFENSIVE STATISTICS

| DATE | TEAM | GP | GS | TACKLES | | | | | INTERCEPTIONS | | | | O. FUMB | | | | ST | | | | MISC | | | | | |
|-------------------|-----------|-----------|----------|-----------|-----------|-----------|----------|----------|---------------|------------|----------|----------|----------|----------|----------|----------|----------|----------|----------|----------|----------|----------|----------|----------|----------|---|
| | | | | TK | S | A | TFL | YDS | SK | YDS | QBH | NO | YDS | LG | TD | PD | FF | FR | TD | YDS | TK | S | A | FF | FR | S |
| 2018 | Titans | 3 | 0 | 3 | 2 | 1 | 0 | 0 | 0.0 | 0.0 | 0 | 0 | 0 | 0 | 0 | 0 | 0 | 0 | 0 | 0 | 0 | 0 | 0 | 0 | 0 | 0 |
| 2019 | Titans | 5 | 0 | 2 | 1 | 1 | 1 | 0 | 0.0 | 0.0 | 1 | 0 | 0 | 0 | 0 | 0 | 0 | 0 | 0 | 0 | 0 | 0 | 0 | 0 | 0 | |
| 2020 | Titans | 10 | 0 | 10 | 4 | 6 | 0 | 0 | 0.0 | 0.0 | 1 | 0 | 0 | 0 | 0 | 0 | 0 | 0 | 0 | 0 | 0 | 0 | 0 | 0 | 0 | |
| 2021 | Cardinals | 0 | 0 | 0 | 0 | 0 | 0 | 0 | 0.0 | 0.0 | 0 | 0 | 0 | 0 | 0 | 0 | 0 | 0 | 0 | 0 | 0 | 0 | 0 | 0 | 0 | |
| 2022 | Falcons | 5 | 3 | 12 | 3 | 9 | 1 | 0 | 0.0 | 0.0 | 1 | 0 | 0 | 0 | 0 | 0 | 0 | 0 | 0 | 0 | 0 | 0 | 0 | 0 | 0 | |
| NFL TOTALS | | 23 | 3 | 27 | 10 | 17 | 2 | 0 | 0.0 | 0.0 | 3 | 0 | 0 | 0 | 0 | 0 | 0 | 0 | 0 | 0 | 0 | 0 | 0 | 0 | 0 | |



2020 GAME-BY-GAME REGULAR-SEASON STATISTICS (TITANS)

| DATE | OPPONENT | P/S | TACKLES | | | | | | | INTERCEPTIONS | | | | | O. FUMB | | | | ST | | | | MISC | | W/L | SCORE | |
|--------------------|------------|-------------|-----------|----------|----------|------------|------------|----------|----------|---------------|----------|----------|----------|----------|----------|----------|----------|----------|----------|----------|----------|----------|----------|----------|----------|-------------|--------|
| | | | TK | S | A | SK | YDS | TFL | YDS | QBH | NO | YDS | LG | TD | PD | FF | FR | TD | YDS | TK | S | A | FF | FR | | | S |
| 09/14 | at Broncos | P | 0 | 0 | 0 | 0.0 | 0.0 | 0 | 0 | 0 | 0 | 0 | 0 | 0 | 0 | 0 | 0 | 0 | 0 | 0 | 0 | 0 | 0 | 0 | 0 | W | 16-14 |
| 09/20 | Jaguars | P | 0 | 0 | 0 | 0.0 | 0.0 | 0 | 0 | 0 | 0 | 0 | 0 | 0 | 0 | 0 | 0 | 0 | 0 | 0 | 0 | 0 | 0 | 0 | 0 | W | 33-30 |
| 09/27 | at Vikings | | | | | | | | | | | | | | | | | | | | | | | | | W | 31-30 |
| 10/13 | Bills | P | 2 | 0 | 2 | 0.0 | 0.0 | 0 | 0 | 0 | 0 | 0 | 0 | 0 | 0 | 0 | 0 | 0 | 0 | 0 | 0 | 0 | 0 | 0 | 0 | W | 42-16 |
| 10/18 | Texans | | | | | | | | | | | | | | | | | | | | | | | | | W | 42-36+ |
| 10/25 | Steelers | | | | | | | | | | | | | | | | | | | | | | | | | L | 24-27 |
| 11/01 | at Bengals | | | | | | | | | | | | | | | | | | | | | | | | | L | 20-31 |
| 11/08 | Bears | | | | | | | | | | | | | | | | | | | | | | | | | W | 24-17 |
| 11/12 | Colts | | | | | | | | | | | | | | | | | | | | | | | | | L | 17-34 |
| 11/22 | at Ravens | P | 2 | 1 | 1 | 0.0 | 0.0 | 0 | 0 | 0 | 0 | 0 | 0 | 0 | 0 | 0 | 0 | 0 | 0 | 0 | 0 | 0 | 0 | 0 | 0 | W | 30-24+ |
| 11/29 | at Colts | P | 1 | 0 | 1 | 0.0 | 0.0 | 0 | 0 | 1 | 0 | 0 | 0 | 0 | 0 | 0 | 0 | 0 | 0 | 0 | 0 | 0 | 0 | 0 | 0 | W | 45-26 |
| 12/06 | Browns | P | 1 | 0 | 1 | 0.0 | 0.0 | 0 | 0 | 0 | 0 | 0 | 0 | 0 | 0 | 0 | 0 | 0 | 0 | 0 | 0 | 0 | 0 | 0 | 0 | L | 35-41 |
| 12/13 | at Jaguars | P | 3 | 3 | 0 | 0.0 | 0.0 | 0 | 0 | 0 | 0 | 0 | 0 | 0 | 0 | 0 | 0 | 0 | 0 | 0 | 0 | 0 | 0 | 0 | 0 | W | 31-10 |
| 12/20 | Lions | P | 0 | 0 | 0 | 0.0 | 0.0 | 0 | 0 | 0 | 0 | 0 | 0 | 0 | 0 | 0 | 0 | 0 | 0 | 0 | 0 | 0 | 0 | 0 | 0 | W | 46-25 |
| 12/27 | at Packers | P | 1 | 0 | 1 | 0.0 | 0.0 | 0 | 0 | 0 | 0 | 0 | 0 | 0 | 0 | 0 | 0 | 0 | 0 | 0 | 0 | 0 | 0 | 0 | 0 | L | 14-40 |
| 01/03 | at Texans | P | 0 | 0 | 0 | 0.0 | 0.0 | 0 | 0 | 0 | 0 | 0 | 0 | 0 | 0 | 0 | 0 | 0 | 0 | 0 | 0 | 0 | 0 | 0 | 0 | W | 41-38 |
| 2020 TOTALS | | 10-0 | 10 | 4 | 6 | 0.0 | 0.0 | 0 | 0 | 1 | 0 | 0 | 0 | 0 | 0 | 0 | 0 | 0 | 0 | 0 | 0 | 0 | 0 | 0 | 0 | 11-5 | |

+ - Overtime

2021 GAME-BY-GAME REGULAR-SEASON STATISTICS (CARDINALS)

| DATE | OPPONENT | P/S | TACKLES | | | | | | | INTERCEPTIONS | | | | | O. FUMB | | | | ST | | | | MISC | | W/L | SCORE | |
|--------------------|-------------|-----|----------|----------|----------|------------|------------|----------|----------|---------------|----------|----------|----------|----------|----------|----------|----------|----------|----------|----------|----------|----------|----------|----------|----------|-------------|-------|
| | | | TK | S | A | SK | YDS | TFL | YDS | QBH | NO | YDS | LG | TD | PD | FF | FR | TD | YDS | TK | S | A | FF | FR | | | S |
| 09/12 | at Titans | | | | | | | | | | | | | | | | | | | | | | | | | W | 38-13 |
| 09/19 | Vikings | | | | | | | | | | | | | | | | | | | | | | | | | W | 34-33 |
| 09/26 | at Jaguars | | | | | | | | | | | | | | | | | | | | | | | | | W | 31-19 |
| 10/03 | at Rams | | | | | | | | | | | | | | | | | | | | | | | | | W | 37-20 |
| 10/10 | 49ers | | | | | | | | | | | | | | | | | | | | | | | | | W | 17-10 |
| 10/17 | at Browns | | | | | | | | | | | | | | | | | | | | | | | | | W | 37-14 |
| 10/24 | Texans | | | | | | | | | | | | | | | | | | | | | | | | | W | 31-5 |
| 10/28 | Packers | | | | | | | | | | | | | | | | | | | | | | | | | L | 21-24 |
| 11/07 | at 49ers | | | | | | | | | | | | | | | | | | | | | | | | | W | 31-17 |
| 11/14 | Panthers | | | | | | | | | | | | | | | | | | | | | | | | | L | 10-34 |
| 11/21 | at Seahawks | | | | | | | | | | | | | | | | | | | | | | | | | W | 23-13 |
| 12/05 | at Bears | | | | | | | | | | | | | | | | | | | | | | | | | W | 33-22 |
| 12/13 | Rams | | | | | | | | | | | | | | | | | | | | | | | | | L | 23-30 |
| 12/19 | at Lions | | | | | | | | | | | | | | | | | | | | | | | | | L | 12-30 |
| 12/25 | Colts | | | | | | | | | | | | | | | | | | | | | | | | | L | 16-22 |
| 01/02 | at Cowboys | | | | | | | | | | | | | | | | | | | | | | | | | W | 25-22 |
| 01/09 | Seahawks | | | | | | | | | | | | | | | | | | | | | | | | | L | 30-38 |
| 2021 TOTALS | | | 0 | 0 | 0 | 0.0 | 0.0 | 0 | 0 | 0 | 0 | 0 | 0 | 0 | 0 | 0 | 0 | 0 | 0 | 0 | 0 | 0 | 0 | 0 | 0 | 11-6 | |

2022 GAME-BY-GAME REGULAR-SEASON STATISTICS (FALCONS)

| DATE | OPPONENT | P/S | TACKLES | | | | | | | INTERCEPTIONS | | | | | O. FUMB | | | | ST | | | | MISC | | W/L | SCORE | |
|--------------------|---------------|------------|----------|----------|----------|------------|------------|----------|----------|---------------|----------|----------|----------|----------|----------|----------|----------|----------|----------|----------|----------|----------|----------|----------|----------|-------------|--------|
| | | | TK | S | A | SK | YDS | TFL | YDS | QBH | NO | YDS | LG | TD | PD | FF | FR | TD | YDS | TK | S | A | FF | FR | | | S |
| 09/11 | Saints | | | | | | | | | | | | | | | | | | | | | | | | | L | 26-27 |
| 09/18 | at Rams | | | | | | | | | | | | | | | | | | | | | | | | | L | 27-31 |
| 09/25 | at Seahawks | | | | | | | | | | | | | | | | | | | | | | | | | W | 27-23 |
| 10/02 | Browns | | | | | | | | | | | | | | | | | | | | | | | | | W | 23-20 |
| 10/09 | at Buccaneers | | | | | | | | | | | | | | | | | | | | | | | | | L | 15-21 |
| 10/16 | 49ers | | | | | | | | | | | | | | | | | | | | | | | | | W | 28-14 |
| 10/23 | at Bengals | | | | | | | | | | | | | | | | | | | | | | | | | L | 17-35 |
| 10/30 | Panthers | | | | | | | | | | | | | | | | | | | | | | | | | W | 37-34+ |
| 11/06 | Chargers | | | | | | | | | | | | | | | | | | | | | | | | | L | 17-20 |
| 11/10 | at Panthers | | | | | | | | | | | | | | | | | | | | | | | | | L | 15-25 |
| 11/20 | Bears | | | | | | | | | | | | | | | | | | | | | | | | | W | 27-24 |
| 11/27 | at Commanders | S | 0 | 0 | 0 | 0.0 | 0.0 | 0 | 0 | 0 | 0 | 0 | 0 | 0 | 0 | 0 | 0 | 0 | 0 | 0 | 0 | 0 | 0 | 0 | 0 | L | 13-19 |
| 12/04 | Steelers | S | 2 | 0 | 2 | 0.0 | 0.0 | 0 | 0 | 0 | 0 | 0 | 0 | 0 | 0 | 0 | 0 | 0 | 0 | 0 | 0 | 0 | 0 | 0 | 0 | L | 16-19 |
| 12/18 | at Saints | | | | | | | | | | | | | | | | | | | | | | | | | L | 18-21 |
| 12/24 | at Ravens | | | | | | | | | | | | | | | | | | | | | | | | | L | 9-17 |
| 01/01 | Cardinals | S | 0 | 0 | 0 | 0.0 | 0.0 | 0 | 0 | 0 | 0 | 0 | 0 | 0 | 0 | 0 | 0 | 0 | 0 | 0 | 0 | 0 | 0 | 0 | 0 | W | 20-19 |
| 01/08 | Buccaneers | P | 4 | 0 | 4 | 0.0 | 0.0 | 0 | 0 | 1 | 0 | 0 | 0 | 0 | 0 | 0 | 0 | 0 | 0 | 0 | 0 | 0 | 0 | 0 | 0 | W | 30-17 |
| 2022 TOTALS | | 4-3 | 6 | 0 | 6 | 0.0 | 0.0 | 0 | 0 | 1 | 0 | 0 | 0 | 0 | 0 | 0 | 0 | 0 | 0 | 0 | 0 | 0 | 0 | 0 | 0 | 7-10 | |

+ - Overtime

2019 GAME-BY-GAME POSTSEASON STATISTICS (TITANS)

| DATE | OPPONENT | P/S | TACKLES | | | | | | | INTERCEPTIONS | | | | | O. FUMB | | | | ST | | | | MISC | | W/L | SCORE | | |
|--------------------|-------------|------------|----------|----------|----------|------------|------------|----------|----------|---------------|----------|----------|----------|----------|----------|----------|----------|----------|----------|----------|----------|----------|----------|----------|----------|------------|---|-------|
| | | | TK | S | A | SK | YDS | TFL | YDS | QBH | NO | YDS | LG | TD | PD | FF | FR | TD | YDS | TK | S | A | FF | FR | | | S | A |
| 01/04 | at Patriots | P | 0 | 0 | 0 | 0.0 | 0.0 | 0 | 0 | 0 | 0 | 0 | 0 | 0 | 0 | 0 | 0 | 0 | 0 | 0 | 0 | 0 | 0 | 0 | 0 | 0 | W | 20-13 |
| 01/11 | at Ravens | P | 0 | 0 | 0 | 0.0 | 0.0 | 0 | 0 | 0 | 0 | 0 | 0 | 0 | 0 | 0 | 0 | 0 | 0 | 0 | 0 | 0 | 0 | 0 | 0 | 0 | W | 28-12 |
| 01/19 | at Chiefs | P | 0 | 0 | 0 | 0.0 | 0.0 | 0 | 0 | 0 | 0 | 0 | 0 | 0 | 0 | 0 | 0 | 0 | 0 | 0 | 0 | 0 | 0 | 0 | 0 | 0 | L | 24-35 |
| 2019 TOTALS | | 3-0 | 0 | 0 | 0 | 0.0 | 0.0 | 0 | 0 | 0 | 0 | 0 | 0 | 0 | 0 | 0 | 0 | 0 | 0 | 0 | 0 | 0 | 0 | 0 | 0 | 2-1 | | |



2020 GAME-BY-GAME POSTSEASON STATISTICS (TITANS)

| DATE | OPPONENT | P/S | TACKLES | | | | | | | INTERCEPTIONS | | | | | O. FUMB | | | | ST | | | | MISC | | W/L | SCORE | | |
|--------------------|----------|------------|----------|----------|----------|------------|------------|----------|----------|---------------|----------|----------|----------|----------|----------|----------|----------|----------|----------|----------|----------|----------|----------|----------|----------|------------|---|-------|
| | | | TK | S | A | SK | YDS | TFL | YDS | QBH | NO | YDS | LG | TD | PD | FF | FR | TD | YDS | TK | S | A | FF | FR | | | S | A |
| 01/10 | Ravens | S | 1 | 1 | 0 | 1.0 | 1.0 | 1 | 1 | 1 | 0 | 0 | 0 | 0 | 0 | 0 | 0 | 0 | 0 | 0 | 0 | 0 | 0 | 0 | 0 | 0 | L | 13-20 |
| 2020 TOTALS | | 1-1 | 1 | 1 | 0 | 1.0 | 1.0 | 1 | 1 | 1 | 0 | 0 | 0 | 0 | 0 | 0 | 0 | 0 | 0 | 0 | 0 | 0 | 0 | 0 | 0 | 0-1 | | |

2021 GAME-BY-GAME POSTSEASON STATISTICS (CARDINALS)

| DATE | OPPONENT | P/S | TACKLES | | | | | | | INTERCEPTIONS | | | | | O. FUMB | | | | ST | | | | MISC | | W/L | SCORE | | |
|--------------------|----------|-----|---------------|----------|----------|------------|------------|----------|----------|---------------|----------|----------|----------|----------|----------|----------|----------|----------|----------|----------|----------|----------|----------|----------|----------|------------|---|-------|
| | | | TK | S | A | SK | YDS | TFL | YDS | QBH | NO | YDS | LG | TD | PD | FF | FR | TD | YDS | TK | S | A | FF | FR | | | S | A |
| 01/17 | at Rams | | NOT ON ROSTER | | | | | | | | | | | | | | | | | | | | | | | | L | 11-34 |
| 2021 TOTALS | | | 0 | 0 | 0 | 0.0 | 0.0 | 0 | 0 | 0 | 0 | 0 | 0 | 0 | 0 | 0 | 0 | 0 | 0 | 0 | 0 | 0 | 0 | 0 | 0 | 0-1 | | |



JERRION EALY



**WIDE RECEIVER/
RUNNING BACK #39
MISSISSIPPI**

1ST YEAR IN THE NFL

1ST YEAR WITH THE CHIEFS

HEIGHT: 5'8"
WEIGHT: 187 lbs
DRAFTED: CFA-22
BIRTHDAY: 8/19/00

First-year wide receiver/running back enters his first season with the Chiefs in 2023, after spending last season on the club's practice squad.

Originally entered the NFL as an undrafted free agent with the Kansas City Chiefs in 2022.

Transactions:

Signed with Kansas City (2/15/23) ... Signed with Kansas City's

practice squad (1/30/23) ... Released by Kansas City (1/28/23) ... Signed with Kansas City's practice squad (1/17/23) ... Released by Kansas City (1/12/23) ... Signed with Kansas City's practice squad (1/3/23) ... Released by Kansas City (12/27/22) ... Signed with Kansas City's practice squad (11/14/22) ... Released by Kansas City (10/3/22) ... Signed with Kansas City's practice squad (8/31/22) ... Released by Kansas City (8/30/22) ... Originally entered the NFL as an undrafted free agent with the Kansas City Chiefs in 2022.

COLLEGE

Three-year letter winner from Ole Miss (2019-21) ... Played in 33 games, logging 2,343 rushing yards on 384 attempts and scoring 20 touchdowns ... Added 67 catches for 545 yards through the air and four touchdowns.

PERSONAL

- Earned MVP honors at the 2019 Under Armour All-American Game.
- As a senior, rushed 167 times for 1,526 yards, an average of 8.9 yards per carry, with 24 touchdowns.
- Won four MAIS state titles at Jackson Prep, including the Patriots' seventh-straight in 2018.
- Finished high school career with over 5,000 yards rushing and 84 touchdowns.
- Drafted in the 31st round of the 2019 MLB Draft by the Arizona Diamondbacks.
- Participated in the 2018 Perfect Game National Showcase.
- Member of the Ole Miss baseball team.
- 2019-20 SEC First-Year Honor Roll.
- SEC Fall Academic Honor Roll in 2020.
- Athletic Director's Honor Roll in spring 2020, fall 2020 and spring 2021.

JERRION EALY'S NFL REGULAR SEASON RUSHING/RECEIVING STATISTICS

| DATE | TEAM | GP | GS | RECEIVING | | | | | RUSHING | | | | |
|-------------------|--------|----------|----------|-----------|----------|------------|----------|----------|----------|----------|------------|----------|----------|
| | | | | NO. | YDS. | AVG. | LG | TD | NO. | YDS. | AVG. | LG | TD |
| 2022 | Chiefs | 0 | 0 | 0 | 0 | 0.0 | 0 | 0 | 0 | 0 | 0.0 | 0 | 0 |
| NFL TOTALS | | 0 | 0 | 0 | 0 | 0.0 | 0 | 0 | 0 | 0 | 0.0 | 0 | 0 |

JERRION EALY'S NFL POSTSEASON RUSHING/RECEIVING STATISTICS

| DATE | TEAM | GP | GS | RECEIVING | | | | | RUSHING | | | | |
|-------------------|--------|----------|----------|-----------|----------|------------|----------|----------|----------|----------|------------|----------|----------|
| | | | | NO. | YDS. | AVG. | LG | TD | NO. | YDS. | AVG. | LG | TD |
| 2022 | Chiefs | 0 | 0 | 0 | 0 | 0.0 | 0 | 0 | 0 | 0 | 0.0 | 0 | 0 |
| NFL TOTALS | | 0 | 0 | 0 | 0 | 0.0 | 0 | 0 | 0 | 0 | 0.0 | 0 | 0 |

JERRION EALY'S NFL REGULAR SEASON RETURN STATISTICS

| DATE | TEAM | KICKOFF RETURNS | | | | | PUNT RETURNS | | | | | |
|-------------------|--------|-----------------|----------|------------|----------|----------|--------------|----------|----------|------------|----------|----------|
| | | RET. | YDS. | AVG. | LG | TD | NO. | FC | YDS. | AVG. | LG | TD |
| 2022 | Chiefs | 0 | 0 | 0.0 | 0 | 0 | 0 | 0 | 0 | 0.0 | 0 | 0 |
| NFL TOTALS | | 0 | 0 | 0.0 | 0 | 0 | 0 | 0 | 0 | 0.0 | 0 | 0 |

JERRION EALY'S NFL POSTSEASON RETURN STATISTICS

| DATE | TEAM | KICKOFF RETURNS | | | | | PUNT RETURNS | | | | | |
|-------------------|--------|-----------------|----------|------------|----------|----------|--------------|----------|----------|------------|----------|----------|
| | | RET. | YDS. | AVG. | LG | TD | NO. | FC | YDS. | AVG. | LG | TD |
| 2022 | Chiefs | 0 | 0 | 0.0 | 0 | 0 | 0 | 0 | 0 | 0.0 | 0 | 0 |
| NFL TOTALS | | 0 | 0 | 0.0 | 0 | 0 | 0 | 0 | 0 | 0.0 | 0 | 0 |

2022 GAME-BY-GAME REGULAR-SEASON STATISTICS (CHIEFS)

| DATE | OPPONENT | P/S | RECEIVING | | | | | RUSHING | | | | | W/L | SCORE |
|--------------------|---------------|------------|-----------|----------|------------|----------|----------|----------|----------|------------|----------|----------|-------------|--------|
| | | | NO. | YDS. | AVG. | LG | TD | NO. | YDS. | AVG. | LG | TD | | |
| 09/11 | at Cardinals | | | | | | | | | | | | W | 44-21 |
| 09/15 | Chargers | | | | | | | | | | | | W | 27-24 |
| 09/25 | at Colts | | | | | | | | | | | | L | 17-20 |
| 10/02 | at Buccaneers | | | | | | | | | | | | W | 41-31 |
| 10/10 | Raiders | | | | | | | | | | | | W | 30-29 |
| 10/16 | Bills | | | | | | | | | | | | L | 20-24 |
| 10/23 | at 49ers | | | | | | | | | | | | W | 44-23 |
| 11/06 | Titans | | | | | | | | | | | | W | 20-17+ |
| 11/13 | Jaguars | | | | | | | | | | | | W | 27-17 |
| 11/20 | at Chargers | | | | | | | | | | | | W | 30-27 |
| 11/27 | Rams | | | | | | | | | | | | W | 26-10 |
| 12/04 | at Bengals | | | | | | | | | | | | L | 24-27 |
| 12/11 | at Broncos | | | | | | | | | | | | W | 34-28 |
| 12/18 | at Texans | | | | | | | | | | | | W | 30-24+ |
| 12/24 | Seahawks | | | | | | | | | | | | W | 24-10 |
| 01/01 | Broncos | | | | | | | | | | | | W | 27-24 |
| 01/07 | at Raiders | | | | | | | | | | | | W | 31-13 |
| 2022 TOTALS | | 0-0 | 0 | 0 | 0.0 | 0 | 0 | 0 | 0 | 0.0 | 0 | 0 | 14-3 | |

+ - Overtime

2022 GAME-BY-GAME POSTSEASON STATISTICS (CHIEFS)

| DATE | OPPONENT | P/S | RECEIVING | | | | | RUSHING | | | | | W/L | SCORE |
|--------------------|-----------|------------|-----------|----------|------------|----------|----------|----------|----------|------------|----------|----------|------------|-------|
| | | | NO. | YDS. | AVG. | LG | TD | NO. | YDS. | AVG. | LG | TD | | |
| 01/21 | Jaguars | | | | | | | | | | | | W | 27-20 |
| 01/29 | Bengals | | | | | | | | | | | | W | 23-20 |
| 02/12 | at Eagles | | | | | | | | | | | | W | 38-35 |
| 2022 TOTALS | | 0-0 | 0 | 0 | 0.0 | 0 | 0 | 0 | 0 | 0.0 | 0 | 0 | 3-0 | |



MIKE EDWARDS

SAFETY #21
KENTUCKY



5TH YEAR IN THE NFL

1ST YEAR WITH THE CHIEFS

HEIGHT: 5'10"
WEIGHT: 205 LBS
DRAFTED: FA-23
BIRTHDAY: 5/18/96

- ▶ Fifth-year safety enters his first season with the Chiefs in 2023.
- ▶ Originally entered the NFL as a third-round pick (99th overall) by the Tampa Bay Buccaneers in the 2019 NFL Draft.

Transactions:

Signed with Kansas City (3/20/23) ... Originally entered the NFL as a third-round pick (99th overall) by the Tampa Bay Buccaneers in the 2019 NFL Draft.

COLLEGE

Never missed a game in his four-year career at Kentucky, playing in 51 games with 44 consecutive starts ... Totaled 318 career tackles, just the 19th player in school history with 300 or more tackles ... Finished second in UK history in tackles among defensive backs, behind only Darryl Bishop (348 from 1971-73) ... Recorded 20.5 TFLs, 1.5 sacks, two forced fumbles, 33 passes defended, 10 interceptions and two touchdowns ... Three-time All-SEC member (2016, 2017, 2018) ... Thorpe Award Watch List (2017, 2018) ... Bronko Nagurski Trophy Watch List (2018).

PERSONAL

- ▶ His nickname is "The Badger."
- ▶ Son of Terri and Mike Edwards Jr.
- ▶ Wears a pink mouthpiece in memory of his aunt, Angie Evans, who passed away from breast cancer in 2013.
- ▶ Stayed after practice at Kentucky to spend time with the Special Olympics (2015).
- ▶ Other than playing in the NFL, his dream job is to be a CSI agent.
- ▶ He chose his college jersey number seven because it's his favorite number and because of John Elway and Tyrann Mathieu.
- ▶ His life's theme song is "Three Little Birds" by Bob Marley.

REGULAR SEASON COMPARISON: DEFENSIVE - NEW ORLEANS SAINTS

| DATE | OPP | W/L | GP/GS | TACKLES | | | | | SACK | YDS. | INT | TFL | PD | QBH | TD | MISC | |
|---------------|-----------|------------|------------|-----------|-----------|----------|------------|------------|----------|----------|----------|----------|----------|----------|----------|------|---|
| | | | | TOT | SOLO | ASST | FF | FR | | | | | | | | | |
| 10/6/19 | TB @ NO | L | S | 5 | 5 | 0 | 0.0 | 0.0 | 0 | 0 | 0 | 0 | 0 | 0 | 0 | 0 | 0 |
| 11/17/19 | TB vs. NO | L | S | 6 | 5 | 1 | 1.0 | 9.0 | 0 | 1 | 0 | 1 | 0 | 0 | 0 | 0 | |
| 11/8/20 | TB vs. NO | L | P | 0 | 0 | 0 | 0.0 | 0.0 | 0 | 0 | 1 | 0 | 0 | 0 | 0 | 1 | |
| 10/31/21 | TB @ NO | L | P | 2 | 2 | 0 | 0.0 | 0.0 | 0 | 0 | 0 | 0 | 0 | 0 | 0 | 0 | |
| 9/18/22 | TB @ NO | W | S | 3 | 0 | 3 | 0.0 | 0.0 | 1 | 0 | 1 | 0 | 1 | 0 | 0 | 0 | |
| TOTALS | | 1/4 | 5/3 | 16 | 12 | 4 | 1.0 | 9.0 | 1 | 1 | 2 | 1 | 1 | 0 | 1 | | |

POSTSEASON COMPARISON: DEFENSIVE - NEW ORLEANS SAINTS

| DATE | OPP | W/L | GP/GS | TACKLES | | | | | SACK | YDS. | INT | TFL | PD | QBH | TD | MISC | |
|---------------|---------|------------|------------|----------|----------|----------|------------|------------|----------|----------|----------|----------|----------|----------|----------|------|--|
| | | | | TOT | SOLO | ASST | FF | FR | | | | | | | | | |
| 1/17/21 | TB @ NO | W | P | 1 | 1 | 0 | 0.0 | 0.0 | 1 | 0 | 1 | 0 | 0 | 0 | 0 | 0 | |
| TOTALS | | 1/0 | 1/0 | 1 | 1 | 0 | 0.0 | 0.0 | 1 | 0 | 1 | 0 | 0 | 0 | 0 | | |

MIKE EDWARDS' NFL REGULAR SEASON DEFENSIVE STATISTICS

| DATE | TEAM | GP | GS | TACKLES | | | | | INTERCEPTIONS | | | | | O. FUMB | | | ST | | | | MISC | | | | | |
|-------------------|------------|-----------|-----------|------------|------------|-----------|----------|-----------|---------------|-------------|----------|----------|------------|------------|----------|-----------|----------|----------|----------|-----------|----------|----------|----------|----------|----------|----------|
| | | | | TK | S | A | TFL | YDS | SK | YDS | QBH | NO | YDS | LG | TD | PD | FF | FR | TD | YDS | TK | S | A | FF | FR | S |
| 2019 | Buccaneers | 15 | 7 | 45 | 33 | 12 | 3 | 11 | 1.0 | 9.0 | 1 | 0 | 0 | 6 | 0 | 1 | 0 | -1 | 0 | 0 | 0 | 1 | 0 | 0 | 0 | 0 |
| 2020 | Buccaneers | 16 | 0 | 9 | 5 | 4 | 0 | 0 | 0.0 | 0.0 | 0 | 2 | 67 | 37 | 0 | 5 | 0 | 1 | 0 | 31 | 2 | 1 | 1 | 0 | 0 | 0 |
| 2021 | Buccaneers | 14 | 4 | 45 | 33 | 12 | 1 | 1 | 0.0 | 0.0 | 0 | 3 | 46 | 31t | 2 | 7 | 1 | 0 | 0 | 0 | 1 | 1 | 0 | 0 | 0 | 0 |
| 2022 | Buccaneers | 13 | 12 | 82 | 52 | 30 | 3 | 6 | 1.0 | 5.0 | 2 | 2 | 68 | 68t | 1 | 3 | 0 | 0 | 0 | 0 | 0 | 0 | 0 | 0 | 0 | 0 |
| NFL TOTALS | | 58 | 23 | 181 | 123 | 58 | 7 | 18 | 2.0 | 14.0 | 3 | 7 | 181 | 68T | 3 | 21 | 1 | 2 | 0 | 30 | 3 | 2 | 1 | 0 | 1 | 0 |



MIKE EDWARDS' NFL POSTSEASON DEFENSIVE STATISTICS

| DATE | TEAM | GP | GS | TACKLES | | | | | | | INTERCEPTIONS | | | | | O. FUMB | | | | ST | | | | MISC | | |
|-------------------|------------|----------|----------|-----------|-----------|----------|----------|----------|------------|------------|---------------|----------|----------|----------|----------|----------|----------|----------|----------|----------|----------|----------|----------|----------|----------|----------|
| | | | | TK | S | A | TFL | YDS | SK | YDS | QBH | NO | YDS | LG | TD | PD | FF | FR | TD | YDS | TK | S | A | FF | FR | S |
| 2020 | Buccaneers | 4 | 1 | 12 | 8 | 4 | 0 | 0 | 0.0 | 0.0 | 0 | 1 | 1 | 1 | 0 | 3 | 0 | 0 | 0 | 0 | 0 | 0 | 0 | 0 | 0 | 0 |
| 2021 | Buccaneers | 2 | 1 | 10 | 10 | 0 | 1 | 3 | 0.0 | 0.0 | 0 | 1 | 0 | 0 | 0 | 1 | 0 | 0 | 0 | 0 | 1 | 0 | 1 | 0 | 0 | 0 |
| 2022 | Buccaneers | 1 | 1 | 10 | 6 | 4 | 0 | 0 | 0.0 | 0.0 | 0 | 0 | 0 | 0 | 0 | 1 | 0 | 0 | 0 | 0 | 0 | 0 | 0 | 0 | 0 | |
| NFL TOTALS | | 7 | 3 | 32 | 24 | 8 | 1 | 3 | 0.0 | 0.0 | 0 | 2 | 1 | 1 | 0 | 5 | 0 | 0 | 0 | 0 | 1 | 0 | 1 | 0 | 0 | 0 |

SINGLE-GAME HIGHS: DEFENSIVE

| | | | |
|--------------------------|-------------------------------------------------------------------------------------------------------------------------------------------------------------------------------------|----------------------------------------|------------------------------------------------------------------------------------------------------------------------------|
| Total Tackles | 7 at Carolina, Dec 26, 2021 6 vs. Miami, Oct 10, 2021 6 vs. New Orleans, Nov 17, 2019 6 at L.A. Rams, Sep 29, 2019 ...1 more at 6. | Tackles For Loss | 1 vs. N.Y. Giants, Nov 22, 2021 1 at Jacksonville, Dec 01, 2019 1 vs. New Orleans, Nov 17, 2019 ...1 more at 1. |
| Solo Tackles | 5 at Washington, Nov 14, 2021 5 vs. Miami, Oct 10, 2021 5 vs. New Orleans, Nov 17, 2019 ...2 more at 5. | Interceptions | 2 vs. Atlanta, Sep 19, 2021 1 vs. N.Y. Giants, Nov 22, 2021 1 vs. Green Bay, Oct 18, 2020 1 at Denver, Sep 27, 2020 |
| Sacks | 1.0 vs. New Orleans, Nov 17, 2019 | Interception Return Yards | 46 vs. Atlanta, Sep 19, 2021 37 vs. Green Bay, Oct 18, 2020 30 at Denver, Sep 27, 2020 |
| Passes Defensed | 3 vs. Atlanta, Sep 19, 2021 2 at Indianapolis, Nov 28, 2021 2 at Atlanta, Nov 24, 2019 1 vs. N.Y. Giants, Nov 22, 2021 1 at Washington, Nov 14, 2021 ...9 more at 1. | Special Teams Tackles | 1 at Indianapolis, Nov 28, 2021 1 at N.Y. Giants, Nov 02, 2020 1 at Las Vegas, Oct 25, 2020 |
| Forced Fumbles | 1 at Indianapolis, Nov 28, 2021 | Special Teams Fumble Recoveries | 1 vs. Atlanta, Dec 29, 2019 |
| Fumble Recoveries | 1 vs. New Orleans, Nov 08, 2020 1 vs. Indianapolis, Dec 08, 2019 | Longest Opp Fumble Return | 31 vs. New Orleans, Nov 08, 2020 |

SINGLE-GAME HIGHS - POSTSEASON: DEFENSIVE

| | | | |
|-------------------------|------------------------------------------------------------------------------------------------------------------------------------------------------------------------------------------|----------------------------------|--------------------------------------------------------------------|
| Total Tackles | 9 vs. Philadelphia, Jan 16, 2022 4 vs. Kansas City, Feb 07, 2021 4 at Washington, Jan 09, 2021 3 at Green Bay, Jan 24, 2021 1 vs. L.A. Rams, Jan 23, 2022 ...1 more at 1. | Interceptions | 1 vs. Philadelphia, Jan 16, 2022 1 at New Orleans, Jan 17, 2021 |
| Solo Tackles | 9 vs. Philadelphia, Jan 16, 2022 3 at Washington, Jan 09, 2021 2 vs. Kansas City, Feb 07, 2021 2 at Green Bay, Jan 24, 2021 1 vs. L.A. Rams, Jan 23, 2022 ...1 more at 1. | Interception Return Yards | 1 at New Orleans, Jan 17, 2021 |
| Passes Defensed | 1 vs. Philadelphia, Jan 16, 2022 1 vs. Kansas City, Feb 07, 2021 1 at New Orleans, Jan 17, 2021 ...1 more at 1. | Special Teams Tackles | 1 vs. L.A. Rams, Jan 23, 2022 |
| Tackles For Loss | 1 vs. Philadelphia, Jan 16, 2022 | | |



2019 GAME-BY-GAME REGULAR-SEASON STATISTICS (BUCCANEERS)

| DATE | OPPONENT | P/S | TACKLES | | | | | | | | INTERCEPTIONS | | | | | O. FUMB | | | | ST | | | | MISC | | W/L/T | SCORE |
|--------------------|-------------|-------------|--------------|-----------|-----------|------------|------------|----------|-----------|----------|---------------|----------|----------|----------|----------|----------|----------|----------|-----------|----------|----------|----------|----------|----------|----------|------------|--------|
| | | | TK | S | A | SK | YDS | TFL | YDS | QBH | NO | YDS | LG | TD | PD | FF | FR | TD | YDS | TK | S | A | FF | FR | S | | |
| 09/08 | 49ers | P | 0 | 0 | 0 | 0.0 | 0.0 | 0 | 0 | 0 | 0 | 0 | 0 | 0 | 1 | 0 | 0 | 0 | 0 | 0 | 0 | 0 | 0 | 0 | 0 | L | 17-31 |
| 09/12 | at Panthers | S | 3 | 2 | 1 | 0.0 | 0.0 | 0 | 0 | 0 | 0 | 0 | 0 | 0 | 0 | 0 | 0 | 0 | 0 | 0 | 0 | 0 | 0 | 0 | 0 | W | 20-14 |
| 09/22 | Giants | S | 6 | 4 | 2 | 0.0 | 0.0 | 1 | 1 | 0 | 0 | 0 | 0 | 0 | 1 | 0 | 0 | 0 | 0 | 0 | 0 | 0 | 0 | 0 | 0 | L | 31-32 |
| 09/29 | at Rams | S | 6 | 5 | 1 | 0.0 | 0.0 | 0 | 0 | 0 | 0 | 0 | 0 | 0 | 0 | 0 | 0 | 0 | 0 | 0 | 0 | 0 | 0 | 0 | 0 | W | 55-40 |
| 10/06 | at Saints | S | 5 | 5 | 0 | 0.0 | 0.0 | 0 | 0 | 0 | 0 | 0 | 0 | 0 | 0 | 0 | 0 | 0 | 0 | 0 | 0 | 0 | 0 | 0 | 0 | L | 24-31 |
| 10/13 | Panthers | | DID NOT PLAY | | | | | | | | | | | | | | | | | | | L | 26-37 | | | | |
| 10/27 | at Titans | P | 0 | 0 | 0 | 0.0 | 0.0 | 0 | 0 | 0 | 0 | 0 | 0 | 0 | 0 | 0 | 0 | 0 | 0 | 0 | 0 | 0 | 0 | 0 | 0 | L | 23-27 |
| 11/03 | at Seahawks | P | 1 | 1 | 0 | 0.0 | 0.0 | 0 | 0 | 0 | 0 | 0 | 0 | 0 | 0 | 0 | 0 | 0 | 0 | 0 | 0 | 0 | 0 | 0 | 0 | L | 34-40+ |
| 11/10 | Cardinals | P | 0 | 0 | 0 | 0.0 | 0.0 | 0 | 0 | 0 | 0 | 0 | 0 | 0 | 0 | 0 | 0 | 0 | 0 | 0 | 0 | 0 | 0 | 0 | 0 | W | 30-27 |
| 11/17 | Saints | S | 6 | 5 | 1 | 1.0 | 9.0 | 1 | 9 | 1 | 0 | 0 | 0 | 0 | 0 | 0 | 0 | 0 | 0 | 0 | 0 | 0 | 0 | 0 | 0 | L | 17-34 |
| 11/24 | at Falcons | P | 3 | 2 | 1 | 0.0 | 0.0 | 0 | 0 | 0 | 0 | 0 | 0 | 0 | 2 | 0 | 0 | 0 | 0 | 0 | 0 | 0 | 0 | 0 | 0 | W | 35-22 |
| 12/01 | at Jaguars | P | 3 | 2 | 1 | 0.0 | 0.0 | 1 | 1 | 0 | 0 | 0 | 0 | 0 | 0 | 0 | 0 | 0 | 0 | 0 | 0 | 0 | 0 | 0 | 0 | W | 28-11 |
| 12/08 | Colts | P | 3 | 1 | 2 | 0.0 | 0.0 | 0 | 0 | 0 | 0 | 0 | 0 | 0 | 0 | 1 | 0 | -1 | 0 | 0 | 0 | 0 | 0 | 0 | 0 | W | 38-35 |
| 12/15 | at Lions | P | 1 | 0 | 1 | 0.0 | 0.0 | 0 | 0 | 0 | 0 | 0 | 0 | 0 | 1 | 0 | 0 | 0 | 0 | 0 | 0 | 0 | 0 | 0 | 0 | W | 38-17 |
| 12/21 | Texans | S | 4 | 3 | 1 | 0.0 | 0.0 | 0 | 0 | 0 | 0 | 0 | 0 | 0 | 1 | 0 | 0 | 0 | 0 | 0 | 0 | 0 | 0 | 0 | 0 | L | 20-23 |
| 12/29 | Falcons | S | 4 | 3 | 1 | 0.0 | 0.0 | 0 | 0 | 0 | 0 | 0 | 0 | 0 | 0 | 0 | 0 | 0 | 0 | 0 | 0 | 1 | 0 | 0 | 0 | L | 22-28+ |
| 2019 TOTALS | | 15-7 | 45 | 33 | 12 | 1.0 | 9.0 | 3 | 11 | 1 | 0 | 0 | 0 | 0 | 6 | 0 | 1 | 0 | -1 | 0 | 0 | 0 | 1 | 0 | 0 | 7-9 | |

+ - Overtime

2020 GAME-BY-GAME REGULAR-SEASON STATISTICS (BUCCANEERS)

| DATE | OPPONENT | P/S | TACKLES | | | | | | | | INTERCEPTIONS | | | | | O. FUMB | | | | ST | | | | MISC | | W/L | SCORE | |
|--------------------|-------------|-------------|----------|----------|----------|------------|------------|----------|----------|----------|---------------|-----------|-----------|----------|----------|----------|----------|----------|-----------|----------|----------|----------|----------|----------|----------|----------|-------------|-------|
| | | | TK | S | A | SK | YDS | TFL | YDS | QBH | NO | YDS | LG | TD | PD | FF | FR | TD | YDS | TK | S | A | FF | FR | S | | | A |
| 09/13 | at Saints | P | 0 | 0 | 0 | 0.0 | 0.0 | 0 | 0 | 0 | 0 | 0 | 0 | 0 | 0 | 0 | 0 | 0 | 0 | 0 | 0 | 0 | 0 | 0 | 0 | L | 23-34 | |
| 09/20 | Panthers | P | 0 | 0 | 0 | 0.0 | 0.0 | 0 | 0 | 0 | 0 | 0 | 0 | 0 | 0 | 0 | 0 | 0 | 0 | 0 | 0 | 0 | 0 | 0 | 0 | W | 31-17 | |
| 09/27 | at Broncos | P | 4 | 3 | 1 | 0.0 | 0.0 | 0 | 0 | 0 | 1 | 30 | 30 | 0 | 1 | 0 | 0 | 0 | 0 | 0 | 0 | 0 | 0 | 0 | 0 | 0 | W | 28-10 |
| 10/04 | Chargers | P | 0 | 0 | 0 | 0.0 | 0.0 | 0 | 0 | 0 | 0 | 0 | 0 | 0 | 0 | 0 | 0 | 0 | 0 | 0 | 0 | 0 | 0 | 0 | 0 | W | 38-31 | |
| 10/08 | at Bears | P | 0 | 0 | 0 | 0.0 | 0.0 | 0 | 0 | 0 | 0 | 0 | 0 | 0 | 0 | 0 | 0 | 0 | 0 | 0 | 0 | 0 | 0 | 0 | 0 | L | 19-20 | |
| 10/18 | Packers | P | 0 | 0 | 0 | 0.0 | 0.0 | 0 | 0 | 0 | 1 | 37 | 37 | 0 | 1 | 0 | 0 | 0 | 0 | 0 | 0 | 0 | 0 | 0 | 0 | 0 | W | 38-10 |
| 10/25 | at Raiders | P | 1 | 1 | 0 | 0.0 | 0.0 | 0 | 0 | 0 | 0 | 0 | 0 | 0 | 1 | 0 | 0 | 0 | 0 | 1 | 1 | 0 | 0 | 0 | 0 | 0 | W | 45-20 |
| 11/02 | at Giants | P | 1 | 1 | 0 | 0.0 | 0.0 | 0 | 0 | 0 | 0 | 0 | 0 | 0 | 0 | 0 | 0 | 0 | 0 | 1 | 0 | 1 | 0 | 0 | 0 | 0 | W | 25-23 |
| 11/08 | Saints | P | 0 | 0 | 0 | 0.0 | 0.0 | 0 | 0 | 0 | 0 | 0 | 0 | 0 | 1 | 0 | 1 | 0 | 31 | 0 | 0 | 0 | 0 | 0 | 0 | 0 | L | 3-38 |
| 11/15 | at Panthers | P | 0 | 0 | 0 | 0.0 | 0.0 | 0 | 0 | 0 | 0 | 0 | 0 | 0 | 1 | 0 | 0 | 0 | 0 | 0 | 0 | 0 | 0 | 0 | 0 | 0 | W | 46-23 |
| 11/23 | Rams | P | 1 | 0 | 1 | 0.0 | 0.0 | 0 | 0 | 0 | 0 | 0 | 0 | 0 | 0 | 0 | 0 | 0 | 0 | 0 | 0 | 0 | 0 | 0 | 0 | 0 | L | 24-27 |
| 11/29 | Chiefs | P | 0 | 0 | 0 | 0.0 | 0.0 | 0 | 0 | 0 | 0 | 0 | 0 | 0 | 0 | 0 | 0 | 0 | 0 | 0 | 0 | 0 | 0 | 0 | 0 | 0 | L | 24-27 |
| 12/13 | Vikings | P | 2 | 0 | 2 | 0.0 | 0.0 | 0 | 0 | 0 | 0 | 0 | 0 | 0 | 0 | 0 | 0 | 0 | 0 | 0 | 0 | 0 | 0 | 0 | 0 | 0 | W | 26-14 |
| 12/20 | at Falcons | P | 0 | 0 | 0 | 0.0 | 0.0 | 0 | 0 | 0 | 0 | 0 | 0 | 0 | 0 | 0 | 0 | 0 | 0 | 0 | 0 | 0 | 0 | 0 | 0 | 0 | W | 31-27 |
| 12/26 | at Lions | P | 0 | 0 | 0 | 0.0 | 0.0 | 0 | 0 | 0 | 0 | 0 | 0 | 0 | 0 | 0 | 0 | 0 | 0 | 0 | 0 | 0 | 0 | 0 | 0 | 0 | W | 47-7 |
| 01/03 | Falcons | P | 0 | 0 | 0 | 0.0 | 0.0 | 0 | 0 | 0 | 0 | 0 | 0 | 0 | 0 | 0 | 0 | 0 | 0 | 0 | 0 | 0 | 0 | 0 | 0 | 0 | W | 44-27 |
| 2020 TOTALS | | 16-0 | 9 | 5 | 4 | 0.0 | 0.0 | 0 | 0 | 0 | 2 | 67 | 37 | 0 | 5 | 0 | 1 | 0 | 31 | 2 | 1 | 1 | 0 | 0 | 0 | 0 | 11-5 | |

2021 GAME-BY-GAME REGULAR-SEASON STATISTICS (BUCCANEERS)

| DATE | OPPONENT | P/S | TACKLES | | | | | | | | INTERCEPTIONS | | | | | O. FUMB | | | | ST | | | | MISC | | W/L | SCORE | |
|--------------------|------------------|-------------|--------------|-----------|-----------|------------|------------|----------|----------|----------|---------------|-----------|------------|----------|----------|----------|----------|----------|----------|----------|----------|----------|----------|----------|----------|----------|-------------|-------|
| | | | TK | S | A | SK | YDS | TFL | YDS | QBH | NO | YDS | LG | TD | PD | FF | FR | TD | YDS | TK | S | A | FF | FR | S | | | A |
| 09/09 | Cowboys | P | 4 | 2 | 2 | 0.0 | 0.0 | 0 | 0 | 0 | 0 | 0 | 0 | 0 | 0 | 0 | 0 | 0 | 0 | 0 | 0 | 0 | 0 | 0 | 0 | 0 | W | 31-29 |
| 09/19 | Falcons | P | 4 | 4 | 0 | 0.0 | 0.0 | 0 | 0 | 0 | 2 | 46 | 31 | 2 | 3 | 0 | 0 | 0 | 0 | 0 | 0 | 0 | 0 | 0 | 0 | 0 | W | 48-25 |
| 09/26 | at Rams | P | 3 | 3 | 0 | 0.0 | 0.0 | 0 | 0 | 0 | 0 | 0 | 0 | 0 | 0 | 0 | 0 | 0 | 0 | 0 | 0 | 0 | 0 | 0 | 0 | L | 24-34 | |
| 10/03 | at Patriots | P | 2 | 1 | 1 | 0.0 | 0.0 | 0 | 0 | 0 | 0 | 0 | 0 | 0 | 0 | 0 | 0 | 0 | 0 | 0 | 0 | 0 | 0 | 0 | 0 | 0 | W | 19-17 |
| 10/10 | Dolphins | S | 6 | 5 | 1 | 0.0 | 0.0 | 0 | 0 | 0 | 0 | 0 | 0 | 0 | 0 | 0 | 0 | 0 | 0 | 0 | 0 | 0 | 0 | 0 | 0 | 0 | W | 45-17 |
| 10/14 | at Eagles | S | 4 | 1 | 3 | 0.0 | 0.0 | 0 | 0 | 0 | 0 | 0 | 0 | 0 | 0 | 0 | 0 | 0 | 0 | 0 | 0 | 0 | 0 | 0 | 0 | 0 | W | 28-22 |
| 10/24 | Bears | P | 0 | 0 | 0 | 0.0 | 0.0 | 0 | 0 | 0 | 0 | 0 | 0 | 0 | 0 | 0 | 0 | 0 | 0 | 0 | 0 | 0 | 0 | 0 | 0 | 0 | W | 38-3 |
| 10/31 | at Saints | P | 2 | 2 | 0 | 0.0 | 0.0 | 0 | 0 | 0 | 0 | 0 | 0 | 0 | 0 | 0 | 0 | 0 | 0 | 0 | 0 | 0 | 0 | 0 | 0 | 0 | L | 27-36 |
| 11/14 | at Football Team | S | 5 | 5 | 0 | 0.0 | 0.0 | 0 | 0 | 0 | 0 | 0 | 0 | 0 | 1 | 0 | 0 | 0 | 0 | 0 | 0 | 0 | 0 | 0 | 0 | 0 | L | 19-29 |
| 11/22 | Giants | P | 2 | 2 | 0 | 0.0 | 0.0 | 1 | 1 | 0 | 1 | 0 | 0 | 0 | 1 | 0 | 0 | 0 | 0 | 0 | 0 | 0 | 0 | 0 | 0 | 0 | W | 30-10 |
| 11/28 | at Colts | P | 2 | 1 | 1 | 0.0 | 0.0 | 0 | 0 | 0 | 0 | 0 | 0 | 0 | 2 | 1 | 0 | 0 | 0 | 0 | 1 | 1 | 0 | 0 | 0 | 0 | W | 38-31 |
| 12/05 | at Falcons | | DID NOT PLAY | | | | | | | | | | | | | | | | | | | W | 30-17 | | | | | |
| 12/12 | Bills | | DID NOT PLAY | | | | | | | | | | | | | | | | | | | W | 33-27+ | | | | | |
| 12/19 | Saints | | DID NOT PLAY | | | | | | | | | | | | | | | | | | | L | 0-9 | | | | | |
| 12/26 | at Panthers | S | 7 | 4 | 3 | 0.0 | 0.0 | 0 | 0 | 0 | 0 | 0 | 0 | 0 | 0 | 0 | 0 | 0 | 0 | 0 | 0 | 0 | 0 | 0 | 0 | 0 | W | 32-6 |
| 01/02 | at Jets | P | 1 | 0 | 1 | 0.0 | 0.0 | 0 | 0 | 0 | 0 | 0 | 0 | 0 | 0 | 0 | 0 | 0 | 0 | 0 | 0 | 0 | 0 | 0 | 0 | 0 | W | 28-24 |
| 01/09 | Panthers | P | 3 | 3 | 0 | 0.0 | 0.0 | 0 | 0 | 0 | 0 | 0 | 0 | 0 | 0 | 0 | 0 | 0 | 0 | 0 | 0 | 0 | 0 | 0 | 0 | 0 | W | 41-17 |
| 2021 TOTALS | | 14-4 | 45 | 33 | 12 | 0.0 | 0.0 | 1 | 1 | 0 | 3 | 46 | 31T | 2 | 7 | 1 | 0 | 0 | 0 | 1 | 1 | 0 | 0 | 0 | 0 | 0 | 13-4 | |

+ - Overtime



2022 GAME-BY-GAME REGULAR-SEASON STATISTICS (BUCCANEERS)

| DATE | OPPONENT | P/S | TACKLES | | | | | | | | INTERCEPTIONS | | | | | O. FUMB | | | | ST | | | | MISC | | W/L | SCORE | |
|--------------------|--------------|-----|--------------|-----------|-----------|-----------|------------|------------|----------|----------|---------------|----------|-----------|------------|----------|----------|----------|----------|----------|----------|----------|----------|----------|----------|----------|----------|----------|------------|
| | | | TK | S | A | SK | YDS | TFL | YDS | QBH | NO | YDS | LG | TD | PD | FF | FR | TD | YDS | TK | S | A | FF | FR | S | | | A |
| 09/11 | at Cowboys | S | 5 | 4 | 1 | 0.0 | 0.0 | 0 | 0 | 0 | 0 | 0 | 0 | 0 | 1 | 0 | 0 | 0 | 0 | 0 | 0 | 0 | 0 | 0 | 0 | 0 | W | 19-3 |
| 09/18 | at Saints | S | 3 | 0 | 3 | 0.0 | 0.0 | 0 | 0 | 0 | 1 | 68 | 68 | 1 | 1 | 0 | 0 | 0 | 0 | 0 | 0 | 0 | 0 | 0 | 0 | 0 | W | 20-10 |
| 09/25 | Packers | S | 13 | 9 | 4 | 0.0 | 0.0 | 1 | 1 | 0 | 0 | 0 | 0 | 0 | 0 | 0 | 0 | 0 | 0 | 0 | 0 | 0 | 0 | 0 | 0 | L | 12-14 | |
| 10/02 | Chiefs | S | 13 | 5 | 8 | 1.0 | 5.0 | 1 | 5 | 1 | 0 | 0 | 0 | 0 | 0 | 0 | 0 | 0 | 0 | 0 | 0 | 0 | 0 | 0 | 0 | L | 31-41 | |
| 10/09 | Falcons | S | 2 | 1 | 1 | 0.0 | 0.0 | 0 | 0 | 0 | 0 | 0 | 0 | 0 | 0 | 0 | 0 | 0 | 0 | 0 | 0 | 0 | 0 | 0 | 0 | W | 21-15 | |
| 10/16 | at Steelers | | INACTIVE | | | | | | | | | | | | | | | | | | | | L | 18-20 | | | | |
| 10/23 | at Panthers | S | 6 | 4 | 2 | 0.0 | 0.0 | 0 | 0 | 0 | 0 | 0 | 0 | 0 | 0 | 0 | 0 | 0 | 0 | 0 | 0 | 0 | 0 | 0 | 0 | L | 3-21 | |
| 10/27 | Ravens | S | 11 | 8 | 3 | 0.0 | 0.0 | 0 | 0 | 0 | 0 | 0 | 0 | 0 | 0 | 0 | 0 | 0 | 0 | 0 | 0 | 0 | 0 | 0 | 0 | L | 22-27 | |
| 11/06 | Rams | S | 1 | 1 | 0 | 0.0 | 0.0 | 0 | 0 | 0 | 0 | 0 | 0 | 0 | 0 | 0 | 0 | 0 | 0 | 0 | 0 | 0 | 0 | 0 | 0 | W | 16-13 | |
| 11/13 | Seahawks | S | 4 | 4 | 0 | 0.0 | 0.0 | 0 | 0 | 0 | 0 | 0 | 0 | 0 | 0 | 0 | 0 | 0 | 0 | 0 | 0 | 0 | 0 | 0 | 0 | W | 21-16 | |
| 11/27 | at Browns | S | 6 | 2 | 4 | 0.0 | 0.0 | 0 | 0 | 0 | 1 | 0 | 0 | 0 | 1 | 0 | 0 | 0 | 0 | 0 | 0 | 0 | 0 | 0 | 0 | L | 17-23+ | |
| 12/05 | Saints | | INACTIVE | | | | | | | | | | | | | | | | | | | | W | 17-16 | | | | |
| 12/11 | at 49ers | | INACTIVE | | | | | | | | | | | | | | | | | | | | L | 7-35 | | | | |
| 12/18 | Bengals | P | 5 | 3 | 2 | 0.0 | 0.0 | 0 | 0 | 1 | 0 | 0 | 0 | 0 | 0 | 0 | 0 | 0 | 0 | 0 | 0 | 0 | 0 | 0 | 0 | L | 23-34 | |
| 12/25 | at Cardinals | S | 7 | 6 | 1 | 0.0 | 0.0 | 1 | 0 | 0 | 0 | 0 | 0 | 0 | 0 | 0 | 0 | 0 | 0 | 0 | 0 | 0 | 0 | 0 | 0 | W | 19-16+ | |
| 01/01 | Panthers | S | 6 | 5 | 1 | 0.0 | 0.0 | 0 | 0 | 0 | 0 | 0 | 0 | 0 | 0 | 0 | 0 | 0 | 0 | 0 | 0 | 0 | 0 | 0 | 0 | W | 30-24 | |
| 01/08 | at Falcons | | INACTIVE | | | | | | | | | | | | | | | | | | | | L | 17-30 | | | | |
| 2022 TOTALS | | | 13-12 | 82 | 52 | 30 | 1.0 | 5.0 | 3 | 6 | 2 | 2 | 68 | 68T | 1 | 3 | 0 | 0 | 0 | 0 | 0 | 0 | 0 | 0 | 0 | 0 | 0 | 8-9 |

+ - Overtime

2020 GAME-BY-GAME POSTSEASON STATISTICS (BUCCANEERS)

| DATE | OPPONENT | P/S | TACKLES | | | | | | | | INTERCEPTIONS | | | | | O. FUMB | | | | ST | | | | MISC | | W/L | SCORE | |
|--------------------|------------------|-----|------------|-----------|----------|----------|------------|------------|----------|----------|---------------|----------|----------|----------|----------|----------|----------|----------|----------|----------|----------|----------|----------|----------|----------|----------|----------|------------|
| | | | TK | S | A | SK | YDS | TFL | YDS | QBH | NO | YDS | LG | TD | PD | FF | FR | TD | YDS | TK | S | A | FF | FR | S | | | A |
| 01/09 | at Football Team | P | 4 | 3 | 1 | 0.0 | 0.0 | 0 | 0 | 0 | 0 | 0 | 0 | 0 | 1 | 0 | 0 | 0 | 0 | 0 | 0 | 0 | 0 | 0 | 0 | 0 | W | 31-23 |
| 01/17 | at Saints | P | 1 | 1 | 0 | 0.0 | 0.0 | 0 | 0 | 0 | 1 | 1 | 1 | 0 | 1 | 0 | 0 | 0 | 0 | 0 | 0 | 0 | 0 | 0 | 0 | 0 | W | 30-20 |
| 01/24 | at Packers | S | 3 | 2 | 1 | 0.0 | 0.0 | 0 | 0 | 0 | 0 | 0 | 0 | 0 | 0 | 0 | 0 | 0 | 0 | 0 | 0 | 0 | 0 | 0 | 0 | W | 31-26 | |
| 02/07 | Chiefs | P | 4 | 2 | 2 | 0.0 | 0.0 | 0 | 0 | 0 | 0 | 0 | 0 | 0 | 1 | 0 | 0 | 0 | 0 | 0 | 0 | 0 | 0 | 0 | 0 | W | 31-9 | |
| 2020 TOTALS | | | 4-1 | 12 | 8 | 4 | 0.0 | 0.0 | 0 | 0 | 0 | 1 | 1 | 1 | 0 | 3 | 0 | 0 | 0 | 0 | 0 | 0 | 0 | 0 | 0 | 0 | 0 | 4-0 |

2021 GAME-BY-GAME POSTSEASON STATISTICS (BUCCANEERS)

| DATE | OPPONENT | P/S | TACKLES | | | | | | | | INTERCEPTIONS | | | | | O. FUMB | | | | ST | | | | MISC | | W/L | SCORE | | |
|--------------------|----------|-----|------------|-----------|-----------|----------|------------|------------|----------|----------|---------------|----------|----------|----------|----------|----------|----------|----------|----------|----------|----------|----------|----------|----------|----------|----------|----------|----------|------------|
| | | | TK | S | A | SK | YDS | TFL | YDS | QBH | NO | YDS | LG | TD | PD | FF | FR | TD | YDS | TK | S | A | FF | FR | S | | | A | |
| 01/16 | Eagles | S | 9 | 9 | 0 | 0.0 | 0.0 | 1 | 3 | 0 | 1 | 0 | 0 | 0 | 1 | 0 | 0 | 0 | 0 | 0 | 0 | 0 | 0 | 0 | 0 | 0 | W | 31-15 | |
| 01/23 | Rams | P | 1 | 1 | 0 | 0.0 | 0.0 | 0 | 0 | 0 | 0 | 0 | 0 | 0 | 0 | 0 | 0 | 0 | 0 | 0 | 0 | 0 | 1 | 0 | 1 | 0 | 0 | L | 27-30 |
| 2021 TOTALS | | | 2-1 | 10 | 10 | 0 | 0.0 | 0.0 | 1 | 3 | 0 | 1 | 0 | 0 | 0 | 1 | 0 | 0 | 0 | 0 | 0 | 0 | 1 | 0 | 1 | 0 | 0 | 0 | 1-1 |

2022 GAME-BY-GAME POSTSEASON STATISTICS (BUCCANEERS)

| DATE | OPPONENT | P/S | TACKLES | | | | | | | | INTERCEPTIONS | | | | | O. FUMB | | | | ST | | | | MISC | | W/L | SCORE | |
|--------------------|----------|-----|------------|-----------|----------|----------|------------|------------|----------|----------|---------------|----------|----------|----------|----------|----------|----------|----------|----------|----------|----------|----------|----------|----------|----------|----------|----------|------------|
| | | | TK | S | A | SK | YDS | TFL | YDS | QBH | NO | YDS | LG | TD | PD | FF | FR | TD | YDS | TK | S | A | FF | FR | S | | | A |
| 01/16 | Cowboys | S | 10 | 6 | 4 | 0.0 | 0.0 | 0 | 0 | 0 | 0 | 0 | 0 | 0 | 1 | 0 | 0 | 0 | 0 | 0 | 0 | 0 | 0 | 0 | 0 | 0 | L | 14-31 |
| 2022 TOTALS | | | 1-1 | 10 | 6 | 4 | 0.0 | 0.0 | 0 | 0 | 0 | 0 | 0 | 0 | 1 | 0 | 0 | 0 | 0 | 0 | 0 | 0 | 0 | 0 | 0 | 0 | 0 | 0-1 |



CLYDE EDWARDS-HELAIRE

RUNNING BACK #25

LSU

4TH YEAR IN THE NFL | 4TH YEAR WITH THE CHIEFS

HEIGHT: 5'7"
WEIGHT: 207 LBS
DRAFTED: D1-20
BIRTHDAY: 4/11/99



Fourth-year running back enters his fourth season with the Chiefs in 2023.

Originally entered the NFL as a first-round pick (32nd overall) by the Kansas City Chiefs in the 2020 NFL Draft.

Career Highlights:

In his NFL debut vs. the Texans (9/10/20), Edwards-Helaire tallied 138 rushing yards on 25 attempts (5.5 avg.) and scored his first NFL touchdown on a 27-yard run. He became the first player with 100+ rushing yards and a rushing TD in an NFL debut since NY Giants RB Saquon Barkley in Week 1 of 2018 vs. the Jacksonville Jaguars. Edwards-Helaire's 138 yards rushing are eighth-best in an NFL debut in the Super Bowl era.

Posted back-to-back games of 100 rushing yards or more for the first time in his career. Edwards-Helaire had 100 rushing yards versus the Chargers (9/26/21) and 102 yards against Philadelphia (10/3/21).

With 803 rushing yards and 297 receiving yards during his rookie campaign in 2020, Edwards-Helaire finished the season with 1,100 scrimmage yards. He became the third Chiefs rookie to hit 1,000 scrimmage yards in franchise history,

joining RBs Joe Delaney (1,367 in 1981) and Kareem Hunt (1,782 in 2017).

His 1,100 scrimmage yards in 2020 were the fourth-most among all rookies in the NFL.

In Week 6 against Buffalo, Edwards-Helaire rushed for a career-high 161 rushing yards, marking his second-career 100+-rushing yard game. His 161 rushing yards tied for the third-most rushing yards in a game by a rookie in Chiefs history. It marked the eighth time in franchise history that a rookie RB rushed for more than 150 yards in a game and he became the seventh different rookie RB to accomplish the feat. His two 100+-rushing yard games during the 2020 season tied for the fourth-most by any Chiefs rookie in franchise history.

Honors:

2020 Mack Lee Hill Award winner, voted by teammates as best rookie.

Transactions:

Originally entered the NFL as a first-round pick (32nd overall) by the Kansas City Chiefs in the 2020 NFL Draft.

COLLEGE

Appeared in 41 games at LSU rushing 370 times for 2,158 yards and 23 rushing touchdowns for his career ... Added 69 receptions for 595 yards and one receiving touchdown ... Ranks No. 15 in school history in career rushing yards and holds the LSU single-season record for receptions by a running back (55) ... Put together one of the best seasons for a running back in school history in 2019 with 1,414 rushing yards and 453 receiving yards on 55 receptions ... His 1,414 rushing yards ranks as the third-highest single-season total in LSU history ... Named LSU's MVP and permanent team captain for the Tigers in 2019 ... Named 2019 All-SEC First Team (AP, unanimous; Coaches), Paul Hornung Award Finalist and SEC Offensive Player of the Week (at Alabama).

PERSONAL

Carried the ball 58 times for 496 yards and 10 touchdowns during senior season at Catholic High School.

Named the 2015 Class 5A Championship Most Outstanding Player after leading Catholic High to a 31-28 victory against Archbishop Rummel High School as he caught eight passes for a record 161 yards and rushed for 88 yards and a touchdown.

Competed in the Red Stick Bowl at the conclusion of his senior season and scored the first touchdown of the game.

Became the first freshman to play varsity football in Head Coach Dale Weiner's 29 seasons at Catholic High School.

Majored in sport administration at LSU.

Hometown: Baton Rouge, La.

Last name pronounced: EE-lair

CLYDE EDWARDS-HELAIRE'S NFL REGULAR SEASON RUSHING/RECEIVING STATISTICS

| DATE | TEAM | RUSHING | | | | | | | RECEIVING | | | | |
|-------------------|--------|-----------|-----------|------------|--------------|------------|-----------|-----------|-----------|------------|------------|-----------|----------|
| | | GP | GS | NO. | YDS. | AVG. | LG | TD | NO. | YDS. | AVG. | LG | TD |
| 2020 | Chiefs | 13 | 13 | 181 | 803 | 4.4 | 31 | 4 | 36 | 297 | 8.3 | 26 | 1 |
| 2021 | Chiefs | 10 | 10 | 119 | 517 | 4.3 | 17 | 4 | 19 | 129 | 6.8 | 29 | 2 |
| 2022 | Chiefs | 10 | 6 | 71 | 302 | 4.3 | 52 | 3 | 17 | 151 | 8.9 | 25 | 3 |
| NFL TOTALS | | 33 | 29 | 371 | 1,622 | 4.4 | 52 | 11 | 72 | 577 | 8.0 | 29 | 6 |

CLYDE EDWARDS-HELAIRE'S NFL POSTSEASON RUSHING/RECEIVING STATISTICS

| DATE | TEAM | RUSHING | | | | | | | RECEIVING | | | | |
|-------------------|--------|----------|----------|-----------|------------|------------|-----------|----------|-----------|-----------|------------|-----------|----------|
| | | GP | GS | NO. | YDS. | AVG. | LG | TD | NO. | YDS. | AVG. | LG | TD |
| 2020 | Chiefs | 2 | 2 | 15 | 71 | 4.7 | 26 | 1 | 3 | 23 | 7.7 | 18 | 0 |
| 2021 | Chiefs | 2 | 0 | 13 | 96 | 7.4 | 22 | 0 | 2 | 13 | 6.5 | 9 | 0 |
| 2022 | Chiefs | 0 | 0 | 0 | 0 | 0.0 | 0 | 0 | 0 | 0 | 0.0 | 0 | 0 |
| NFL TOTALS | | 4 | 2 | 28 | 167 | 6.0 | 26 | 1 | 5 | 36 | 7.2 | 18 | 0 |

SINGLE-GAME HIGHS: RUSHING/RECEIVING

| | | | |
|------------------------|-----------------------------------------------------------------------------------------------------------------------------------------------------------------------------------------|---------------------------|-----------------------------------------------------------------------------------------------------------------------------------------------------------------------------|
| Rush Attempts | 26 at Buffalo, Oct 19, 2020 25 vs. Houston, Sep 10, 2020 20 at Baltimore, Sep 28, 2020 19 at Tampa Bay, Oct 02, 2022 17 vs. L.A. Chargers, Sep 26, 2021 | Receiving Yards | 70 at Baltimore, Sep 28, 2020 59 at Miami, Dec 13, 2020 44 vs. L.A. Chargers, Sep 15, 2022 40 vs. Las Vegas, Oct 11, 2020 39 at Indianapolis, Sep 25, 2022 |
| Rushing Yards | 161 at Buffalo, Oct 19, 2020 138 vs. Houston, Sep 10, 2020 102 at Philadelphia, Oct 03, 2021 100 vs. L.A. Chargers, Sep 26, 2021 92 at Tampa Bay, Oct 02, 2022 | Receiving Average | 14.0 at Baltimore, Sep 28, 2020 13.3 vs. Las Vegas, Oct 11, 2020 11.8 at Miami, Dec 13, 2020 11.0 vs. L.A. Chargers, Sep 15, 2022 10.7 at Arizona, Sep 11, 2022 |
| Rushing Average | 9.3 vs. L.A. Chargers, Sep 15, 2022 7.3 at Philadelphia, Oct 03, 2021 6.2 at Buffalo, Oct 19, 2020 6.0 at Arizona, Sep 11, 2022 5.9 vs. L.A. Chargers, Sep 26, 2021 | Longest Receptions | 29 vs. Denver, Dec 05, 2021 26 at Miami, Dec 13, 2020 25 at Arizona, Sep 11, 2022 24 at Baltimore, Sep 28, 2020 21 vs. L.A. Chargers, Sep 15, 2022 |
| Longest Runs | 52 vs. L.A. Chargers, Sep 15, 2022 31 at Buffalo, Oct 19, 2020 27 at Denver, Oct 25, 2020 27t vs. Houston, Sep 10, 2020 20 at Tampa Bay, Oct 02, 2022 | Receiving TDs | 2 at Arizona, Sep 11, 2022 1 at Tampa Bay, Oct 02, 2022 1 at Philadelphia, Oct 03, 2021 1 vs. L.A. Chargers, Sep 26, 2021 ...1 more at 1. |
| Rushing TDs | 2 vs. Las Vegas, Dec 12, 2021 2 at Las Vegas, Nov 22, 2020 1 at San Francisco, Oct 23, 2022 1 at Tampa Bay, Oct 02, 2022 ...5 more at 1. | All-Purpose Yards | 169 at Buffalo, Oct 19, 2020 138 vs. Houston, Sep 10, 2020 134 at Baltimore, Sep 28, 2020 118 vs. L.A. Chargers, Sep 15, 2022 114 at Philadelphia, Oct 03, 2021 |
| Receptions | 6 at L.A. Chargers, Sep 20, 2020 5 at Indianapolis, Sep 25, 2022 5 at Miami, Dec 13, 2020 5 at Baltimore, Sep 28, 2020 4 vs. L.A. Chargers, Sep 15, 2022 ...1 more at 4. | Most TDs | 2 at Tampa Bay, Oct 02, 2022 2 at Arizona, Sep 11, 2022 2 vs. Las Vegas, Dec 12, 2021 ...1 more at 2. |



SINGLE-GAME HIGHS - POSTSEASON: RUSHING/RECEIVING

Rush Attempts 9 at Tampa Bay, Feb 07, 2021
7 vs. Buffalo, Jan 23, 2022
6 vs. Cincinnati, Jan 30, 2022
6 vs. Buffalo, Jan 24, 2021

Rushing Yards 64 at Tampa Bay, Feb 07, 2021
60 vs. Buffalo, Jan 23, 2022
36 vs. Cincinnati, Jan 30, 2022
7 vs. Buffalo, Jan 24, 2021

Rushing Average 8.6 vs. Buffalo, Jan 23, 2022
7.1 at Tampa Bay, Feb 07, 2021

Longest Runs 26 at Tampa Bay, Feb 07, 2021
22 vs. Buffalo, Jan 23, 2022
20 vs. Buffalo, Jan 23, 2022
14 vs. Cincinnati, Jan 30, 2022
10 at Tampa Bay, Feb 07, 2021

Rushing TDs 1 vs. Buffalo, Jan 24, 2021

Receptions 2 at Tampa Bay, Feb 07, 2021
1 vs. Cincinnati, Jan 30, 2022
1 vs. Buffalo, Jan 23, 2022
1 vs. Buffalo, Jan 24, 2021

Receiving Yards 23 at Tampa Bay, Feb 07, 2021
9 vs. Buffalo, Jan 23, 2022
4 vs. Cincinnati, Jan 30, 2022

Longest Receptions 18 at Tampa Bay, Feb 07, 2021
9 vs. Buffalo, Jan 23, 2022
5 at Tampa Bay, Feb 07, 2021
4 vs. Cincinnati, Jan 30, 2022

All-Purpose Yards 87 at Tampa Bay, Feb 07, 2021
69 vs. Buffalo, Jan 23, 2022
40 vs. Cincinnati, Jan 30, 2022
7 vs. Buffalo, Jan 24, 2021

Most TDs 1 vs. Buffalo, Jan 24, 2021

100-YARD RUSHING GAMES (4): REGULAR SEASON

| DATE | TEAM | ATT. | YDS. | AVG. | LG | TD |
|----------|-----------|------|------|------|-----|----|
| 09/10/20 | TEXANS | 25 | 138 | 5.5 | 27t | 1 |
| 10/19/20 | at Bills | 26 | 161 | 6.2 | 31 | 0 |
| 09/26/21 | CHARGERS | 17 | 100 | 5.9 | 14 | 0 |
| 10/03/21 | at Eagles | 14 | 102 | 7.3 | 17 | 0 |

2020 GAME-BY-GAME REGULAR-SEASON STATISTICS (CHIEFS)

| DATE | OPPONENT | P/S | RUSHING | | | | | RECEIVING | | | | | W/L | SCORE |
|--------------------|---------------|-----|--------------|------------|------------|------------|-----------|-----------|-----------|------------|------------|-----------|----------|-------------|
| | | | NO. | YDS. | AVG. | LG | TD | NO. | YDS. | AVG. | LG | TD | | |
| 09/10 | Texans | S | 25 | 138 | 5.5 | 27t | 1 | 0 | 0 | 0.0 | 0 | 0 | W | 34-20 |
| 09/20 | at Chargers | S | 10 | 38 | 3.8 | 17 | 0 | 6 | 32 | 5.3 | 10 | 0 | W | 23-20+ |
| 09/28 | at Ravens | S | 20 | 64 | 3.2 | 16 | 0 | 5 | 70 | 14.0 | 24 | 0 | W | 34-20 |
| 10/05 | Patriots | S | 16 | 64 | 4.0 | 13 | 0 | 3 | 27 | 9.0 | 14 | 0 | W | 26-10 |
| 10/11 | Raiders | S | 10 | 40 | 4.0 | 9 | 0 | 3 | 40 | 13.3 | 20 | 0 | L | 32-40 |
| 10/19 | at Bills | S | 26 | 161 | 6.2 | 31 | 0 | 4 | 8 | 2.0 | 8 | 0 | W | 26-17 |
| 10/25 | at Broncos | S | 8 | 46 | 5.8 | 27 | 1 | 1 | 17 | 17.0 | 17 | 0 | W | 43-16 |
| 11/01 | Jets | S | 6 | 21 | 3.5 | 4 | 0 | 3 | 10 | 3.3 | 8 | 0 | W | 35-9 |
| 11/08 | Panthers | S | 5 | 14 | 2.8 | 7 | 0 | 3 | 20 | 6.7 | 8 | 1 | W | 33-31 |
| 11/22 | at Raiders | S | 14 | 69 | 4.9 | 14t | 2 | 1 | 8 | 8.0 | 8 | 0 | W | 35-31 |
| 11/29 | at Buccaneers | S | 11 | 37 | 3.4 | 10 | 0 | 1 | 2 | 2.0 | 2 | 0 | W | 27-24 |
| 12/06 | Broncos | | | | | | | | | | | | W | 22-16 |
| 12/13 | at Dolphins | S | 16 | 32 | 2.0 | 12 | 0 | 5 | 59 | 11.8 | 26 | 0 | W | 33-27 |
| 12/20 | at Saints | S | 14 | 79 | 5.6 | 16 | 0 | 1 | 4 | 4.0 | 4 | 0 | W | 32-29 |
| 12/27 | Falcons | | | | | | | | | | | | W | 17-14 |
| 01/03 | Chargers | | | | | | | | | | | | L | 21-38 |
| 2020 TOTALS | | | 13-13 | 181 | 803 | 4.4 | 31 | 4 | 36 | 297 | 8.3 | 26 | 1 | 14-2 |

+ - Overtime

2021 GAME-BY-GAME REGULAR-SEASON STATISTICS (CHIEFS)

| DATE | OPPONENT | P/S | RUSHING | | | | | RECEIVING | | | | | W/L | SCORE |
|--------------------|------------------|-----|--------------|------------|------------|------------|-----------|-----------|-----------|------------|------------|-----------|----------|-------------|
| | | | NO. | YDS. | AVG. | LG | TD | NO. | YDS. | AVG. | LG | TD | | |
| 09/12 | Browns | S | 14 | 43 | 3.1 | 9 | 0 | 3 | 29 | 9.7 | 14 | 0 | W | 33-29 |
| 09/19 | at Ravens | S | 13 | 46 | 3.5 | 9 | 0 | 0 | 0 | 0.0 | 0 | 0 | L | 35-36 |
| 09/26 | Chargers | S | 17 | 100 | 5.9 | 14 | 0 | 2 | 9 | 4.5 | 10t | 1 | L | 24-30 |
| 10/03 | at Eagles | S | 14 | 102 | 7.3 | 17 | 0 | 2 | 12 | 6.0 | 11 | 1 | W | 42-30 |
| 10/10 | Bills | S | 7 | 13 | 1.9 | 6 | 0 | 1 | 11 | 11.0 | 11 | 0 | L | 20-38 |
| 10/17 | at Football Team | | | | | | | | | | | | W | 31-13 |
| 10/24 | at Titans | | | | | | | | | | | | L | 3-27 |
| 11/01 | Giants | | | | | | | | | | | | W | 20-17 |
| 11/07 | Packers | | | | | | | | | | | | W | 13-7 |
| 11/14 | at Raiders | | | | | | | | | | | | W | 41-14 |
| 11/21 | Cowboys | S | 12 | 63 | 5.3 | 14 | 1 | 2 | 13 | 6.5 | 12 | 0 | W | 19-9 |
| 12/05 | Broncos | S | 14 | 54 | 3.9 | 10 | 0 | 3 | 28 | 9.3 | 29 | 0 | W | 22-9 |
| 12/12 | Raiders | S | 10 | 37 | 3.7 | 7 | 2 | 3 | 5 | 1.7 | 6 | 0 | W | 48-9 |
| 12/16 | at Chargers | S | 9 | 32 | 3.6 | 9 | 0 | 2 | 18 | 9.0 | 12 | 0 | W | 34-28+ |
| 12/26 | Steelers | S | 9 | 27 | 3.0 | 7 | 1 | 1 | 4 | 4.0 | 4 | 0 | W | 36-10 |
| 01/02 | at Bengals | | | | | | | | | | | | L | 31-34 |
| 01/08 | at Broncos | | | | | | | | | | | | W | 28-24 |
| 2021 TOTALS | | | 10-10 | 119 | 517 | 4.3 | 17 | 4 | 19 | 129 | 6.8 | 29 | 2 | 12-5 |

+ - Overtime

2022 GAME-BY-GAME REGULAR-SEASON STATISTICS (CHIEFS)

| DATE | OPPONENT | P/S | RUSHING | | | | | RECEIVING | | | | | W/L | SCORE |
|--------------------|---------------|-------------|-----------|------------|------------|-----------|----------|-----------|------------|------------|-----------|----------|-------------|--------|
| | | | NO. | YDS. | AVG. | LG | TD | NO. | YDS. | AVG. | LG | TD | | |
| 09/11 | at Cardinals | S | 7 | 42 | 6.0 | 18 | 0 | 3 | 32 | 10.7 | 25 | 2 | W | 44-21 |
| 09/15 | Chargers | S | 8 | 74 | 9.3 | 52 | 0 | 4 | 44 | 11.0 | 21 | 0 | W | 27-24 |
| 09/25 | at Colts | S | 7 | 0 | 0.0 | 4 | 1 | 5 | 39 | 7.8 | 16 | 0 | L | 17-20 |
| 10/02 | at Buccaneers | S | 19 | 92 | 4.8 | 20 | 1 | 1 | 2 | 2.0 | 2t | 1 | W | 41-31 |
| 10/10 | Raiders | S | 9 | 15 | 1.7 | 8 | 0 | 3 | 20 | 6.7 | 10 | 0 | W | 30-29 |
| 10/16 | Bills | S | 9 | 33 | 3.7 | 11 | 0 | 0 | 0 | 0.0 | 0 | 0 | L | 20-24 |
| 10/23 | at 49ers | P | 6 | 32 | 5.3 | 16t | 1 | 0 | 0 | 0.0 | 0 | 0 | W | 44-23 |
| 11/06 | Titans | P | 4 | 5 | 1.3 | 3 | 0 | 1 | 14 | 14.0 | 14 | 0 | W | 20-17+ |
| 11/13 | Jaguars | P | 0 | 0 | 0.0 | 0 | 0 | 0 | 0 | 0.0 | 0 | 0 | W | 27-17 |
| 11/20 | at Chargers | P | 2 | 9 | 4.5 | 6 | 0 | 0 | 0 | 0.0 | 0 | 0 | W | 30-27 |
| 11/27 | Rams | | | | | | | | | | | | W | 26-10 |
| 12/04 | at Bengals | | | | | | | | | | | | L | 24-27 |
| 12/11 | at Broncos | | | | | | | | | | | | W | 34-28 |
| 12/18 | at Texans | | | | | | | | | | | | W | 30-24+ |
| 12/24 | Seahawks | | | | | | | | | | | | W | 24-10 |
| 01/01 | Broncos | | | | | | | | | | | | W | 27-24 |
| 01/07 | at Raiders | | | | | | | | | | | | W | 31-13 |
| 2022 TOTALS | | 10-6 | 71 | 302 | 4.3 | 52 | 3 | 17 | 151 | 8.9 | 25 | 3 | 14-3 | |

+ - Overtime

2020 GAME-BY-GAME POSTSEASON STATISTICS (CHIEFS)

| DATE | OPPONENT | P/S | RUSHING | | | | | RECEIVING | | | | | W/L | SCORE |
|--------------------|---------------|------------|-----------|-----------|------------|-----------|----------|-----------|-----------|------------|-----------|----------|------------|-------|
| | | | NO. | YDS. | AVG. | LG | TD | NO. | YDS. | AVG. | LG | TD | | |
| 01/17 | Browns | | | | | | | | | | | | W | 22-17 |
| 01/24 | Bills | S | 6 | 7 | 1.2 | 5 | 1 | 1 | 0 | 0.0 | 0 | 0 | W | 38-24 |
| 02/07 | at Buccaneers | S | 9 | 64 | 7.1 | 26 | 0 | 2 | 23 | 11.5 | 18 | 0 | L | 9-31 |
| 2020 TOTALS | | 2-2 | 15 | 71 | 4.7 | 26 | 1 | 3 | 23 | 7.7 | 18 | 0 | 2-1 | |

2021 GAME-BY-GAME POSTSEASON STATISTICS (CHIEFS)

| DATE | OPPONENT | P/S | RUSHING | | | | | RECEIVING | | | | | W/L | SCORE |
|--------------------|----------|------------|-----------|-----------|------------|-----------|----------|-----------|-----------|------------|----------|----------|------------|--------|
| | | | NO. | YDS. | AVG. | LG | TD | NO. | YDS. | AVG. | LG | TD | | |
| 01/16 | Steelers | | | | | | | | | | | | W | 42-21 |
| 01/23 | Bills | P | 7 | 60 | 8.6 | 22 | 0 | 1 | 9 | 9.0 | 9 | 0 | W | 42-36+ |
| 01/30 | Bengals | P | 6 | 36 | 6.0 | 14 | 0 | 1 | 4 | 4.0 | 4 | 0 | L | 24-27+ |
| 2021 TOTALS | | 2-0 | 13 | 96 | 7.4 | 22 | 0 | 2 | 13 | 6.5 | 9 | 0 | 2-1 | |

+ - Overtime

2022 GAME-BY-GAME POSTSEASON STATISTICS (CHIEFS)

| DATE | OPPONENT | P/S | RUSHING | | | | | RECEIVING | | | | | W/L | SCORE |
|--------------------|-----------|------------|----------|----------|------------|----------|----------|-----------|----------|------------|----------|----------|------------|-------|
| | | | NO. | YDS. | AVG. | LG | TD | NO. | YDS. | AVG. | LG | TD | | |
| 01/21 | Jaguars | | | | | | | | | | | | W | 27-20 |
| 01/29 | Bengals | | | | | | | | | | | | W | 23-20 |
| 02/12 | at Eagles | | | | | | | | | | | | W | 38-35 |
| 2022 TOTALS | | 0-0 | 0 | 0 | 0.0 | 0 | 0 | 0 | 0 | 0.0 | 0 | 0 | 3-0 | |



JODY FORTSON



TIGHT END #88
VALDOSTA STATE

3RD YEAR IN THE NFL

3RD YEAR WITH THE CHIEFS

HEIGHT: 6'4"
WEIGHT: 226 LBS
DRAFTED: CFA-19
BIRTHDAY: 12/7/95

Third-year tight end enters his third season with the Chiefs in 2023, after spending his first two seasons on the club's practice squad.

Originally entered the NFL as an undrafted free agent with the Kansas City Chiefs in 2019.

Re-signed with Kansas City (5/31/22) ... Signed with Kansas City (2/9/21) ... Signed with Kansas City's practice squad (9/6/20) ... Released by Kansas City (9/5/20) ... Signed with Kansas City (2/4/20) ... Signed with Kansas City's practice squad (9/1/19) ... Released by Kansas City (8/31/19) ... Originally entered the NFL as an undrafted free agent with the Kansas City Chiefs in 2019.

Transactions:

COLLEGE

Appeared in 19 games at Valdosta State (2016 & 2018) ... In 2018, appeared in nine games recording 14 catches for 217 yards and three touchdowns ... Helped the Blazers win the 2018 Division II National Championship ... In 2016, appeared in 10 games recording 23 catches for 260 yards and four touchdowns ... Transferred to Valdosta State from Erie Community College.

PERSONAL

Attended South Park High School.

Hometown: Buffalo, N.Y.

JODY FORTSON'S NFL REGULAR SEASON RUSHING/RECEIVING STATISTICS

| DATE | TEAM | GP | GS | RECEIVING | | | | | RUSHING | | | | |
|-------------------|--------|-----------|----------|-----------|------------|-------------|-----------|----------|----------|----------|------------|----------|----------|
| | | | | NO. | YDS. | AVG. | LG | TD | NO. | YDS. | AVG. | LG | TD |
| 2019 | Chiefs | 0 | 0 | 0 | 0 | 0.0 | 0 | 0 | 0 | 0 | 0.0 | 0 | 0 |
| 2020 | Chiefs | 0 | 0 | 0 | 0 | 0.0 | 0 | 0 | 0 | 0 | 0.0 | 0 | 0 |
| 2021 | Chiefs | 6 | 0 | 5 | 47 | 9.4 | 27 | 2 | 0 | 0 | 0.0 | 0 | 0 |
| 2022 | Chiefs | 13 | 1 | 9 | 108 | 12.0 | 40 | 2 | 0 | 0 | 0.0 | 0 | 0 |
| NFL TOTALS | | 19 | 1 | 14 | 155 | 11.1 | 40 | 4 | 0 | 0 | 0.0 | 0 | 0 |

JODY FORTSON'S NFL POSTSEASON RUSHING/RECEIVING STATISTICS

| DATE | TEAM | GP | GS | RECEIVING | | | | | RUSHING | | | | |
|-------------------|--------|----------|----------|-----------|----------|------------|----------|----------|----------|----------|------------|----------|----------|
| | | | | NO. | YDS. | AVG. | LG | TD | NO. | YDS. | AVG. | LG | TD |
| 2019 | Chiefs | 0 | 0 | 0 | 0 | 0.0 | 0 | 0 | 0 | 0 | 0.0 | 0 | 0 |
| 2020 | Chiefs | 0 | 0 | 0 | 0 | 0.0 | 0 | 0 | 0 | 0 | 0.0 | 0 | 0 |
| 2021 | Chiefs | 0 | 0 | 0 | 0 | 0.0 | 0 | 0 | 0 | 0 | 0.0 | 0 | 0 |
| 2022 | Chiefs | 2 | 1 | 0 | 0 | 0.0 | 0 | 0 | 0 | 0 | 0.0 | 0 | 0 |
| NFL TOTALS | | 2 | 1 | 0 | 0 | 0.0 | 0 | 0 | 0 | 0 | 0.0 | 0 | 0 |



SINGLE-GAME HIGHS: RUSHING/RECEIVING

Receptions

2 vs. L.A. Rams, Nov 27, 2022
 2 at L.A. Chargers, Nov 20, 2022
 2 vs. L.A. Chargers, Sep 26, 2021
 1 at Cincinnati, Dec 04, 2022
 ...7 more at 1.

Receiving Yards

51 at L.A. Chargers, Nov 20, 2022
 27 at Washington, Oct 17, 2021
 26 vs. L.A. Rams, Nov 27, 2022
 11 at Baltimore, Sep 19, 2021
 10 at Tampa Bay, Oct 02, 2022

Longest Receptions

40 at L.A. Chargers, Nov 20, 2022
 27 at Washington, Oct 17, 2021
 21 vs. L.A. Rams, Nov 27, 2022
 11 at L.A. Chargers, Nov 20, 2022
 11 at Baltimore, Sep 19, 2021

Receiving TDs

1 at Tampa Bay, Oct 02, 2022
 1 at Arizona, Sep 11, 2022
 1 at Philadelphia, Oct 03, 2021
 ...1 more at 1.

All-Purpose Yards

51 at L.A. Chargers, Nov 20, 2022
 27 at Washington, Oct 17, 2021
 26 vs. L.A. Rams, Nov 27, 2022
 18 vs. Jacksonville, Nov 13, 2022
 11 at Baltimore, Sep 19, 2021

**Longest Kickoff Return
 Special Teams Tackles**

12 vs. Jacksonville, Nov 13, 2022
 1 vs. L.A. Rams, Nov 27, 2022
 1 at Indianapolis, Sep 25, 2022

Most TDs

1 at Tampa Bay, Oct 02, 2022
 1 at Arizona, Sep 11, 2022
 1 at Philadelphia, Oct 03, 2021
 ...1 more at 1.

2019 GAME-BY-GAME REGULAR-SEASON STATISTICS (CHIEFS)

| DATE | OPPONENT | P/S | RECEIVING | | | | | RUSHING | | | | | W/L | SCORE |
|--------------------|-------------|------------|-----------|----------|------------|----------|----------|----------|----------|------------|----------|----------|----------|-------------|
| | | | NO. | YDS. | AVG. | LG | TD | NO. | YDS. | AVG. | LG | TD | | |
| 09/08 | at Jaguars | | | | | | | | | | | | W | 40-26 |
| 09/15 | at Raiders | | | | | | | | | | | | W | 28-10 |
| 09/22 | Ravens | | | | | | | | | | | | W | 33-28 |
| 09/29 | at Lions | | | | | | | | | | | | W | 34-30 |
| 10/06 | Colts | | | | | | | | | | | | L | 13-19 |
| 10/13 | Texans | | | | | | | | | | | | L | 24-31 |
| 10/17 | at Broncos | | | | | | | | | | | | W | 30-6 |
| 10/27 | Packers | | | | | | | | | | | | L | 24-31 |
| 11/03 | Vikings | | | | | | | | | | | | W | 26-23 |
| 11/10 | at Titans | | | | | | | | | | | | L | 32-35 |
| 11/18 | at Chargers | | | | | | | | | | | | W | 24-17 |
| 12/01 | Raiders | | | | | | | | | | | | W | 40-9 |
| 12/08 | at Patriots | | | | | | | | | | | | W | 23-16 |
| 12/15 | Broncos | | | | | | | | | | | | W | 23-3 |
| 12/22 | at Bears | | | | | | | | | | | | W | 26-3 |
| 12/29 | Chargers | | | | | | | | | | | | W | 31-21 |
| 2019 TOTALS | | 0-0 | 0 | 0 | 0.0 | 0 | 0 | 0 | 0 | 0.0 | 0 | 0 | 0 | 12-4 |

2020 GAME-BY-GAME REGULAR-SEASON STATISTICS (CHIEFS)

| DATE | OPPONENT | P/S | RECEIVING | | | | | RUSHING | | | | | W/L | SCORE |
|--------------------|---------------|------------|-----------|----------|------------|----------|----------|----------|----------|------------|----------|----------|----------|-------------|
| | | | NO. | YDS. | AVG. | LG | TD | NO. | YDS. | AVG. | LG | TD | | |
| 09/10 | Texans | | | | | | | | | | | | W | 34-20 |
| 09/20 | at Chargers | | | | | | | | | | | | W | 23-20+ |
| 09/28 | at Ravens | | | | | | | | | | | | W | 34-20 |
| 10/05 | Patriots | | | | | | | | | | | | W | 26-10 |
| 10/11 | Raiders | | | | | | | | | | | | L | 32-40 |
| 10/19 | at Bills | | | | | | | | | | | | W | 26-17 |
| 10/25 | at Broncos | | | | | | | | | | | | W | 43-16 |
| 11/01 | Jets | | | | | | | | | | | | W | 35-9 |
| 11/08 | Panthers | | | | | | | | | | | | W | 33-31 |
| 11/22 | at Raiders | | | | | | | | | | | | W | 35-31 |
| 11/29 | at Buccaneers | | | | | | | | | | | | W | 27-24 |
| 12/06 | Broncos | | | | | | | | | | | | W | 22-16 |
| 12/13 | at Dolphins | | | | | | | | | | | | W | 33-27 |
| 12/20 | at Saints | | | | | | | | | | | | W | 32-29 |
| 12/27 | Falcons | | | | | | | | | | | | W | 17-14 |
| 01/03 | Chargers | | | | | | | | | | | | L | 21-38 |
| 2020 TOTALS | | 0-0 | 0 | 0 | 0.0 | 0 | 0 | 0 | 0 | 0.0 | 0 | 0 | 0 | 14-2 |

+ - Overtime



2021 GAME-BY-GAME REGULAR-SEASON STATISTICS (CHIEFS)

| DATE | OPPONENT | P/S | RECEIVING | | | | | RUSHING | | | | | W/L | SCORE |
|--------------------|------------------|------------|-----------|-----------|------------|-----------|----------|----------|----------|------------|----------|----------|-------------|--------|
| | | | NO. | YDS. | AVG. | LG | TD | NO. | YDS. | AVG. | LG | TD | | |
| 09/12 | Browns | P | 0 | 0 | 0.0 | 0 | 0 | 0 | 0 | 0.0 | 0 | 0 | W | 33-29 |
| 09/19 | at Ravens | P | 1 | 11 | 11.0 | 11 | 0 | 0 | 0 | 0.0 | 0 | 0 | L | 35-36 |
| 09/26 | Chargers | P | 2 | 7 | 3.5 | 5 | 1 | 0 | 0 | 0.0 | 0 | 0 | L | 24-30 |
| 10/03 | at Eagles | P | 1 | 2 | 2.0 | 2t | 1 | 0 | 0 | 0.0 | 0 | 0 | W | 42-30 |
| 10/10 | Bills | P | 0 | 0 | 0.0 | 0 | 0 | 0 | 0 | 0.0 | 0 | 0 | L | 20-38 |
| 10/17 | at Football Team | P | 1 | 27 | 27.0 | 27 | 0 | 0 | 0 | 0.0 | 0 | 0 | W | 31-13 |
| 10/24 | at Titans | | | | | | | | | | | | L | 3-27 |
| 11/01 | Giants | | | | | | | | | | | | W | 20-17 |
| 11/07 | Packers | | | | | | | | | | | | W | 13-7 |
| 11/14 | at Raiders | | | | | | | | | | | | W | 41-14 |
| 11/21 | Cowboys | | | | | | | | | | | | W | 19-9 |
| 12/05 | Broncos | | | | | | | | | | | | W | 22-9 |
| 12/12 | Raiders | | | | | | | | | | | | W | 48-9 |
| 12/16 | at Chargers | | | | | | | | | | | | W | 34-28+ |
| 12/26 | Steelers | | | | | | | | | | | | W | 36-10 |
| 01/02 | at Bengals | | | | | | | | | | | | L | 31-34 |
| 01/08 | at Broncos | | | | | | | | | | | | W | 28-24 |
| 2021 TOTALS | | 6-0 | 5 | 47 | 9.4 | 27 | 2 | 0 | 0 | 0.0 | 0 | 0 | 12-5 | |

+ - Overtime

2022 GAME-BY-GAME REGULAR-SEASON STATISTICS (CHIEFS)

| DATE | OPPONENT | P/S | RECEIVING | | | | | RUSHING | | | | | W/L | SCORE |
|--------------------|---------------|-------------|-----------|------------|-------------|-----------|----------|----------|----------|------------|----------|----------|-------------|--------|
| | | | NO. | YDS. | AVG. | LG | TD | NO. | YDS. | AVG. | LG | TD | | |
| 09/11 | at Cardinals | P | 1 | 1 | 1.0 | 1t | 1 | 0 | 0 | 0.0 | 0 | 0 | W | 44-21 |
| 09/15 | Chargers | P | 0 | 0 | 0.0 | 0 | 0 | 0 | 0 | 0.0 | 0 | 0 | W | 27-24 |
| 09/25 | at Colts | P | 0 | 0 | 0.0 | 0 | 0 | 0 | 0 | 0.0 | 0 | 0 | L | 17-20 |
| 10/02 | at Buccaneers | P | 1 | 10 | 10.0 | 10t | 1 | 0 | 0 | 0.0 | 0 | 0 | W | 41-31 |
| 10/10 | Raiders | P | 0 | 0 | 0.0 | 0 | 0 | 0 | 0 | 0.0 | 0 | 0 | W | 30-29 |
| 10/16 | Bills | P | 0 | 0 | 0.0 | 0 | 0 | 0 | 0 | 0.0 | 0 | 0 | L | 20-24 |
| 10/23 | at 49ers | P | 1 | 8 | 8.0 | 8 | 0 | 0 | 0 | 0.0 | 0 | 0 | W | 44-23 |
| 11/06 | Titans | | | | | | | | | | | | W | 20-17+ |
| 11/13 | Jaguars | P | 1 | 6 | 6.0 | 6 | 0 | 0 | 0 | 0.0 | 0 | 0 | W | 27-17 |
| 11/20 | at Chargers | S | 2 | 51 | 25.5 | 40 | 0 | 0 | 0 | 0.0 | 0 | 0 | W | 30-27 |
| 11/27 | Rams | P | 2 | 26 | 13.0 | 21 | 0 | 0 | 0 | 0.0 | 0 | 0 | W | 26-10 |
| 12/04 | at Bengals | P | 1 | 6 | 6.0 | 6 | 0 | 0 | 0 | 0.0 | 0 | 0 | L | 24-27 |
| 12/11 | at Broncos | P | 0 | 0 | 0.0 | 0 | 0 | 0 | 0 | 0.0 | 0 | 0 | W | 34-28 |
| 12/18 | at Texans | P | 0 | 0 | 0.0 | 0 | 0 | 0 | 0 | 0.0 | 0 | 0 | W | 30-24+ |
| 12/24 | Seahawks | | | | | | | | | | | | W | 24-10 |
| 01/01 | Broncos | | | | | | | | | | | | W | 27-24 |
| 01/07 | at Raiders | | | | | | | | | | | | W | 31-13 |
| 2022 TOTALS | | 13-1 | 9 | 108 | 12.0 | 40 | 2 | 0 | 0 | 0.0 | 0 | 0 | 14-3 | |

+ - Overtime

2019 GAME-BY-GAME POSTSEASON STATISTICS (CHIEFS)

| DATE | OPPONENT | P/S | RECEIVING | | | | | RUSHING | | | | | W/L | SCORE |
|--------------------|----------|------------|-----------|----------|------------|----------|----------|----------|----------|------------|----------|----------|------------|-------|
| | | | NO. | YDS. | AVG. | LG | TD | NO. | YDS. | AVG. | LG | TD | | |
| 01/12 | Texans | | | | | | | | | | | | W | 51-31 |
| 01/19 | Titans | | | | | | | | | | | | W | 35-24 |
| 02/02 | 49ers | | | | | | | | | | | | W | 31-20 |
| 2019 TOTALS | | 0-0 | 0 | 0 | 0.0 | 0 | 0 | 0 | 0 | 0.0 | 0 | 0 | 3-0 | |

2020 GAME-BY-GAME POSTSEASON STATISTICS (CHIEFS)

| DATE | OPPONENT | P/S | RECEIVING | | | | | RUSHING | | | | | W/L | SCORE |
|--------------------|---------------|------------|-----------|----------|------------|----------|----------|----------|----------|------------|----------|----------|------------|-------|
| | | | NO. | YDS. | AVG. | LG | TD | NO. | YDS. | AVG. | LG | TD | | |
| 01/17 | Browns | | | | | | | | | | | | W | 22-17 |
| 01/24 | Bills | | | | | | | | | | | | W | 38-24 |
| 02/07 | at Buccaneers | | | | | | | | | | | | L | 9-31 |
| 2020 TOTALS | | 0-0 | 0 | 0 | 0.0 | 0 | 0 | 0 | 0 | 0.0 | 0 | 0 | 2-1 | |

2021 GAME-BY-GAME POSTSEASON STATISTICS (CHIEFS)

| DATE | OPPONENT | P/S | RECEIVING | | | | | RUSHING | | | | | W/L | SCORE |
|--------------------|----------|------------|-----------|----------|------------|----------|----------|----------|----------|------------|----------|----------|------------|--------|
| | | | NO. | YDS. | AVG. | LG | TD | NO. | YDS. | AVG. | LG | TD | | |
| 01/16 | Steelers | | | | | | | | | | | | W | 42-21 |
| 01/23 | Bills | | | | | | | | | | | | W | 42-36+ |
| 01/30 | Bengals | | | | | | | | | | | | L | 24-27+ |
| 2021 TOTALS | | 0-0 | 0 | 0 | 0.0 | 0 | 0 | 0 | 0 | 0.0 | 0 | 0 | 2-1 | |

+ - Overtime

2022 GAME-BY-GAME POSTSEASON STATISTICS (CHIEFS)

| DATE | OPPONENT | P/S | RECEIVING | | | | | RUSHING | | | | | W/L | SCORE |
|--------------------|-----------|------------|-----------|----------|------------|----------|----------|----------|----------|------------|----------|----------|------------|-------|
| | | | NO. | YDS. | AVG. | LG | TD | NO. | YDS. | AVG. | LG | TD | | |
| 01/21 | Jaguars | | | | | | | | | | | | W | 27-20 |
| 01/29 | Bengals | S | 0 | 0 | 0.0 | 0 | 0 | 0 | 0 | 0.0 | 0 | 0 | W | 23-20 |
| 02/12 | at Eagles | P | 0 | 0 | 0.0 | 0 | 0 | 0 | 0 | 0.0 | 0 | 0 | W | 38-35 |
| 2022 TOTALS | | 2-1 | 0 | 0 | 0.0 | 0 | 0 | 0 | 0 | 0.0 | 0 | 0 | 3-0 | |



TY FRYFOGLE

WIDE RECEIVER #13
INDIANA



1ST YEAR IN THE NFL

1ST YEAR WITH THE CHIEFS

HEIGHT: 6'2"
WEIGHT: 205 LBS
DRAFTED: FA-23
BIRTHDAY: 1/28/99

- First-year wide receiver enters his first season with the Chiefs in 2023.
- Originally entered the NFL as an undrafted free agent with the Dallas Cowboys in 2022.

Transactions:

Signed with Kansas City (1/10/23) ... Released by Dallas (8/23/22) ... Originally entered the NFL as an undrafted free agent with the Dallas Cowboys in 2022.

COLLEGE

Played at Indiana from 2017-21 ... Finished his career sixth on Indiana's career lists in receptions (158) and yardage (2,231), and tied for 10th in receiving touchdowns (14) in 53 games (33 starts) ... Team captain in 2021 ... 2021 Honors: honorable-mention All-Big Ten (media), Maxwell Award Watch List, Biletnikoff Award Watch List, Senior CLASS Award candidate and received Indiana's Howard Brown "Dedication to IU Football" Award ... 2020 Honors: third-team All-American (Associated Press), fourth-team All-American (Phil Steele), Big Ten Richter-Howard Receiver of the Year, first-team All-Big Ten (media), second-team All-Big Ten (coaches), Biletnikoff Award semifinalist, Big Ten Offensive Player of the Week (Michigan State, Ohio State), IU's Most Outstanding Offensive Player of the Year.

PERSONAL

- Wide receiver for head coach Matt Caldwell at George County High School.
- First-team all-state honoree.
- Two-time, first-team all-region, Sun Herald All-South Mississippi Team, and All-Clarion Ledger selection.
- Played in the 2016 Mississippi-Alabama All-Star Game.
- Set the school's receptions and yardage records.
- Team's leading receiver caught 89 passes for 1,432 yards and 14 touchdowns as a senior.
- Recorded seven 100-yard games, including one 200-yarder, and two games with double-digit catches.
- Collected 52 receptions for 952 yards and 10 TDs his junior campaign.
- Three-year football and two-year basketball letterwinner.
- Parents are Jackie Knight and Trey Fryfogle.

TY FRYFOGLE'S NFL REGULAR SEASON RUSHING/RECEIVING STATISTICS

| DATE | TEAM | GP | GS | RECEIVING | | | | | RUSHING | | | | |
|-------------------|---------|----------|----------|-----------|----------|------------|----------|----------|----------|----------|------------|----------|----------|
| | | | | NO. | YDS. | AVG. | LG | TD | NO. | YDS. | AVG. | LG | TD |
| 2022 | Cowboys | 0 | 0 | 0 | 0 | 0.0 | 0 | 0 | 0 | 0 | 0.0 | 0 | 0 |
| NFL TOTALS | | 0 | 0 | 0 | 0 | 0.0 | 0 | 0 | 0 | 0 | 0.0 | 0 | 0 |

TY FRYFOGLE'S NFL REGULAR SEASON RETURN STATISTICS

| DATE | TEAM | KICKOFF RETURNS | | | | | PUNT RETURNS | | | | | |
|-------------------|---------|-----------------|----------|------------|----------|----------|--------------|----------|----------|------------|----------|----------|
| | | RET. | YDS. | AVG. | LG | TD | NO. | FC | YDS. | AVG. | LG | TD |
| 2022 | Cowboys | 0 | 0 | 0.0 | 0 | 0 | 0 | 0 | 0 | 0.0 | 0 | 0 |
| NFL TOTALS | | 0 | 0 | 0.0 | 0 | 0 | 0 | 0 | 0 | 0.0 | 0 | 0 |



2022 GAME-BY-GAME REGULAR-SEASON STATISTICS (COWBOYS)

| DATE | OPPONENT | P/S | RECEIVING | | | | | RUSHING | | | | | W/L | SCORE |
|--------------------|---------------|------------|-----------|----------|------------|----------|----------|----------|----------|----------|------------|----------|----------|-------------|
| | | | NO. | YDS. | AVG. | LG | TD | NO. | YDS. | AVG. | LG | TD | | |
| 09/11 | Buccaneers | | | | | | | | | | | | L | 3-19 |
| 09/18 | Bengals | | | | | | | | | | | | W | 20-17 |
| 09/26 | at Giants | | | | | | | | | | | | W | 23-16 |
| 10/02 | Commanders | | | | | | | | | | | | W | 25-10 |
| 10/09 | at Rams | | | | | | | | | | | | W | 22-10 |
| 10/16 | at Eagles | | | | | | | | | | | | L | 17-26 |
| 10/23 | Lions | | | | | | | | | | | | W | 24-6 |
| 10/30 | Bears | | | | | | | | | | | | W | 49-29 |
| 11/13 | at Packers | | | | | | | | | | | | L | 28-31+ |
| 11/20 | at Vikings | | | | | | | | | | | | W | 40-3 |
| 11/24 | Giants | | | | | | | | | | | | W | 28-20 |
| 12/04 | Colts | | | | | | | | | | | | W | 54-19 |
| 12/11 | Texans | | | | | | | | | | | | W | 27-23 |
| 12/18 | at Jaguars | | | | | | | | | | | | L | 34-40+ |
| 12/24 | Eagles | | | | | | | | | | | | W | 40-34 |
| 12/29 | at Titans | | | | | | | | | | | | W | 27-13 |
| 01/08 | at Commanders | | | | | | | | | | | | L | 6-26 |
| 2022 TOTALS | | 0-0 | 0 | 0 | 0.0 | 0 | 0 | 0 | 0 | 0 | 0.0 | 0 | 0 | 12-5 |

+ - Overtime



BLAINE GABBERT

QUARTERBACK #9
MISSOURI



12TH YEAR IN THE NFL

1ST YEAR WITH THE CHIEFS

HEIGHT: 6'5"
WEIGHT: 235 LBS
DRAFTED: FA-23
BIRTHDAY: 10/15/89

- ▶ 12th-year quarterback enters his first season with the Chiefs in 2023.
- ▶ Traded to San Francisco from Jacksonville in exchange for a 2014 sixth-round pick.
- ▶ Originally entered the NFL as a first-round pick (10th overall) by the Jacksonville Jaguars in the 2011 NFL Draft.

Signed with Kansas City (4/19/23) ... Re-signed with Tampa Bay (4/6/22) ... Re-signed with Tampa Bay (5/6/21) ... Re-signed with Tampa Bay (4/2/20) ... Signed with Tampa Bay (3/27/19) ... Released by Tennessee (3/15/19) ... Signed with Tennessee (3/27/18) ... Signed with Arizona (5/11/17) ... Re-signed with San Francisco (3/12/15) ... Traded to San Francisco from Jacksonville (3/11/14) ... Originally entered the NFL as a first-round pick (10th overall) by the Jacksonville Jaguars in the 2011 NFL Draft.

Transactions:

COLLEGE

Played three seasons at Missouri (2008-10) ... Played in 31 games and started 26 as a Tiger ... Completed 568 passes on 933 attempts, equating to a 60.9 completion percentage ... Threw 6,822 yards and 40 touchdowns ... Honors & Awards: honorable mention All-Big 12 (2010, coaches); second-team academic All-Big 12 (2010); honorable mention All-Big 12 (2009, AP); Big 12 Offensive Player of the Week (2009, Sept. 8); first-team academic All-Big 12 (2009); Team Offensive Back of the Year (2009); Spring Team Most Improved Offensive Back Award (2009).

PERSONAL

- ▶ One of the most highly sought-after quarterback prospects in the nation who chose to go with his in-state school.
- ▶ Was a five-star blue-chip All-American who was hailed as the nation's top pro-style quarterback prospect, according to Rivals, and was that outlet's No. 14 national player overall at any position.
- ▶ Was also the consensus No. 1 player in the state of Missouri.
- ▶ ESPN.com called him one of the best quarterbacks they had seen in the previous three classes combined.
- ▶ Ranked as the nation's No. 5 quarterback, and as the country's No. 38 overall prospect at any position by ESPN.com, and came in at No. 47 nationwide by PrepStar Magazine.
- ▶ Was invited to participate in the prestigious Elite 11 quarterback camp in the summer of 2007 (winning camp MVP honors), and in January of 2008, was impressive playing in the U.S. Army All-American Game.
- ▶ Injuries limited his statistics to 623 passing yards and five TDs as a senior in four games, after he posted impressive figures of 1,523 yards and 20 TDs (on 119-of-231 passing) as a junior, as he also added another 458 yards rushing and eight TDs.
- ▶ Threw for approximately 1,100 yards and 11 TDs as a first-year starter during his sophomore season of 2005.
- ▶ High school coach - Mike Roth.
- ▶ Parents - Chuck & Beverly Gabbert.
- ▶ Lists sports, hanging out with friends and fishing as his primary hobbies.

BLAINE GABBERT'S NFL REGULAR SEASON PASSING STATISTICS

| DATE | TEAM | GP | GS | ATT. | CMP. | PCT. | YDS | AVG. | TD | INT. | LG | SK | LST | RATE |
|---------------|------------|-----------|-----------|--------------|------------|-------------|--------------|------------|-----------|-----------|------------|------------|------------|-------------|
| 2011 | Jaguars | 15 | 14 | 413 | 210 | 50.8 | 2,214 | 5.4 | 12 | 11 | 74t | 40 | 293 | 65.4 |
| 2012 | Jaguars | 10 | 10 | 278 | 162 | 58.3 | 1,662 | 6.0 | 9 | 6 | 80t | 22 | 158 | 77.4 |
| 2013 | Jaguars | 3 | 3 | 86 | 42 | 48.8 | 481 | 5.6 | 1 | 7 | 67t | 12 | 67 | 36.0 |
| 2014 | 49ers | 1 | 0 | 7 | 3 | 42.9 | 38 | 5.4 | 1 | 0 | 20t | 0 | 0 | 100.0 |
| 2015 | 49ers | 8 | 8 | 282 | 178 | 63.1 | 2,031 | 7.2 | 10 | 7 | 71t | 25 | 164 | 86.2 |
| 2016 | 49ers | 6 | 5 | 160 | 91 | 56.9 | 925 | 5.8 | 5 | 6 | 75t | 11 | 48 | 68.4 |
| 2017 | Cardinals | 5 | 5 | 171 | 95 | 55.6 | 1,086 | 6.4 | 6 | 6 | 52t | 23 | 149 | 71.9 |
| 2018 | Titans | 8 | 3 | 101 | 61 | 60.4 | 626 | 6.2 | 4 | 4 | 35 | 5 | 37 | 74.9 |
| 2019 | Buccaneers | 0 | 0 | 0 | 0 | 0.0 | 0 | 0.0 | 0 | 0 | 0 | 0 | 0 | 0.0 |
| 2020 | Buccaneers | 4 | 0 | 16 | 9 | 56.3 | 143 | 8.9 | 2 | 0 | 35 | 1 | 7 | 125.8 |
| 2021 | Buccaneers | 6 | 0 | 11 | 7 | 63.6 | 67 | 6.1 | 0 | 0 | 23 | 1 | 10 | 80.5 |
| 2022 | Buccaneers | 1 | 0 | 8 | 6 | 75.0 | 29 | 3.6 | 1 | 0 | 13 | 0 | 0 | 119.3 |
| TOTALS | | 67 | 48 | 1,533 | 864 | 56.4 | 9,302 | 6.1 | 51 | 47 | 80T | 140 | 933 | 72.6 |

BLAINE GABBERT'S NFL POSTSEASON PASSING STATISTICS

| DATE | TEAM | GP | GS | ATT. | CMP. | PCT. | YDS | AVG. | TD | INT. | LG | SK | LST | RATE |
|---------------|------------|----------|----------|----------|----------|------------|----------|------------|----------|----------|----------|----------|----------|------------|
| 2020 | Buccaneers | 0 | 0 | 0 | 0 | 0.0 | 0 | 0.0 | 0 | 0 | 0 | 0 | 0 | 0.0 |
| 2021 | Buccaneers | 0 | 0 | 0 | 0 | 0.0 | 0 | 0.0 | 0 | 0 | 0 | 0 | 0 | 0.0 |
| 2022 | Buccaneers | 0 | 0 | 0 | 0 | 0.0 | 0 | 0.0 | 0 | 0 | 0 | 0 | 0 | 0.0 |
| TOTALS | | 0 | 0 | 0 | 0 | 0.0 | 0 | 0.0 | 0 | 0 | 0 | 0 | 0 | 0.0 |

BLAINE GABBERT'S NFL REGULAR SEASON RUSHING STATISTICS

| DATE | TEAM | NO. | YDS. | AVG. | LG | TD |
|---------------|------------|------------|------------|------------|------------|----------|
| 2011 | Jaguars | 48 | 98 | 2.0 | 12 | 0 |
| 2012 | Jaguars | 18 | 56 | 3.1 | 10 | 0 |
| 2013 | Jaguars | 9 | 32 | 3.6 | 7 | 0 |
| 2014 | 49ers | 1 | 5 | 5.0 | 5 | 0 |
| 2015 | 49ers | 32 | 185 | 5.8 | 44t | 1 |
| 2016 | 49ers | 40 | 173 | 4.3 | 24 | 2 |
| 2017 | Cardinals | 22 | 82 | 3.7 | 12 | 0 |
| 2018 | Titans | 6 | 0 | 0.0 | 1 | 0 |
| 2019 | Buccaneers | 0 | 0 | 0.0 | 0 | 0 |
| 2020 | Buccaneers | 9 | 16 | 1.8 | 16 | 0 |
| 2021 | Buccaneers | 9 | -7 | -0.8 | 0 | 0 |
| 2022 | Buccaneers | 0 | 0 | 0.0 | 0 | 0 |
| TOTALS | | 194 | 640 | 3.3 | 44T | 3 |

BLAINE GABBERT'S NFL POSTSEASON RUSHING STATISTICS

| DATE | TEAM | NO. | YDS. | AVG. | LG | TD |
|---------------|------------|----------|----------|------------|----------|----------|
| 2020 | Buccaneers | 0 | 0 | 0.0 | 0 | 0 |
| 2021 | Buccaneers | 0 | 0 | 0.0 | 0 | 0 |
| 2022 | Buccaneers | 0 | 0 | 0.0 | 0 | 0 |
| TOTALS | | 0 | 0 | 0.0 | 0 | 0 |

BLAINE GABBERT'S NFL REGULAR SEASON PASSING/RUSHING STATISTICS

| DATE | TEAM | GP | GS | PASSING | | | | | | | | | | | RUSHING | | | | |
|---------------|------------|-----------|-----------|--------------|------------|-------------|--------------|------------|-----------|-----------|------------|------------|------------|-------------|------------|------------|------------|------------|----------|
| | | | | ATT. | CMP. | PCT. | YDS | AVG. | TD | INT. | LG | SK | LST | RATE | NO. | YDS. | AVG. | LG | TD |
| 2011 | Jaguars | 15 | 14 | 413 | 210 | 50.8 | 2,214 | 5.4 | 12 | 11 | 74t | 40 | 293 | 65.4 | 48 | 98 | 2.0 | 12 | 0 |
| 2012 | Jaguars | 10 | 10 | 278 | 162 | 58.3 | 1,662 | 6.0 | 9 | 6 | 80t | 22 | 158 | 77.4 | 18 | 56 | 3.1 | 10 | 0 |
| 2013 | Jaguars | 3 | 3 | 86 | 42 | 48.8 | 481 | 5.6 | 1 | 7 | 67t | 12 | 67 | 36.0 | 9 | 32 | 3.6 | 7 | 0 |
| 2014 | 49ers | 1 | 0 | 7 | 3 | 42.9 | 38 | 5.4 | 1 | 0 | 20t | 0 | 0 | 100.0 | 1 | 5 | 5.0 | 5 | 0 |
| 2015 | 49ers | 8 | 8 | 282 | 178 | 63.1 | 2,031 | 7.2 | 10 | 7 | 71t | 25 | 164 | 86.2 | 32 | 185 | 5.8 | 44t | 1 |
| 2016 | 49ers | 6 | 5 | 160 | 91 | 56.9 | 925 | 5.8 | 5 | 6 | 75t | 11 | 48 | 68.4 | 40 | 173 | 4.3 | 24 | 2 |
| 2017 | Cardinals | 5 | 5 | 171 | 95 | 55.6 | 1,086 | 6.4 | 6 | 6 | 52t | 23 | 149 | 71.9 | 22 | 82 | 3.7 | 12 | 0 |
| 2018 | Titans | 8 | 3 | 101 | 61 | 60.4 | 626 | 6.2 | 4 | 4 | 35 | 5 | 37 | 74.9 | 6 | 0 | 0.0 | 1 | 0 |
| 2019 | Buccaneers | 0 | 0 | 0 | 0 | 0.0 | 0 | 0.0 | 0 | 0 | 0 | 0 | 0 | 0.0 | 0 | 0 | 0.0 | 0 | 0 |
| 2020 | Buccaneers | 4 | 0 | 16 | 9 | 56.3 | 143 | 8.9 | 2 | 0 | 35 | 1 | 7 | 125.8 | 9 | 16 | 1.8 | 16 | 0 |
| 2021 | Buccaneers | 6 | 0 | 11 | 7 | 63.6 | 67 | 6.1 | 0 | 0 | 23 | 1 | 10 | 80.5 | 9 | -7 | -0.8 | 0 | 0 |
| 2022 | Buccaneers | 1 | 0 | 8 | 6 | 75.0 | 29 | 3.6 | 1 | 0 | 13 | 0 | 0 | 119.3 | 0 | 0 | 0.0 | 0 | 0 |
| TOTALS | | 67 | 48 | 1,533 | 864 | 56.4 | 9,302 | 6.1 | 51 | 47 | 80T | 140 | 933 | 72.6 | 194 | 640 | 3.3 | 44T | 3 |

BLAINE GABBERT'S NFL POSTSEASON PASSING/RUSHING STATISTICS

| DATE | TEAM | GP | GS | PASSING | | | | | | | | | | RUSHING | | | | | |
|---------------|------------|----------|----------|----------|----------|------------|----------|------------|----------|----------|----------|----------|----------|------------|----------|----------|------------|----------|----------|
| | | | | ATT. | CMP. | PCT. | YDS | AVG. | TD | INT. | LG | SK | LST | RATE | NO. | YDS. | AVG. | LG | TD |
| 2020 | Buccaneers | 0 | 0 | 0 | 0 | 0.0 | 0 | 0.0 | 0 | 0 | 0 | 0 | 0 | 0.0 | 0 | 0 | 0.0 | 0 | 0 |
| 2021 | Buccaneers | 0 | 0 | 0 | 0 | 0.0 | 0 | 0.0 | 0 | 0 | 0 | 0 | 0 | 0.0 | 0 | 0 | 0.0 | 0 | 0 |
| 2022 | Buccaneers | 0 | 0 | 0 | 0 | 0.0 | 0 | 0.0 | 0 | 0 | 0 | 0 | 0 | 0.0 | 0 | 0 | 0.0 | 0 | 0 |
| TOTALS | | 0 | 0 | 0 | 0 | 0.0 | 0 | 0.0 | 0 | 0 | 0 | 0 | 0 | 0.0 | 0 | 0 | 0.0 | 0 | 0 |

SINGLE-GAME HIGHS: QUARTERBACK

| | | | |
|------------------------------|------------------------------------------------------------------------------------------------------------------------------------------------------------------------------|------------------------|---------------------------------------------------------------------------------------------------------------------------------------------------------------------------|
| Pass Attempts | 50 vs. Cincinnati, Dec 20, 2015 49 at Green Bay, Oct 28, 2012 44 vs. St. Louis, Jan 03, 2016 42 at Tennessee, Dec 24, 2011 42 vs. New Orleans, Oct 02, 2011 | Passer Rating | 131.4 at Detroit, Dec 26, 2020 123.7 vs. Washington, Dec 22, 2018 123.6 at Oakland, Oct 21, 2012 119.3 at Atlanta, Jan 08, 2023 118.8 vs. Miami, Oct 10, 2021 |
| Pass Completions | 30 vs. Cincinnati, Dec 20, 2015 28 vs. St. Louis, Jan 03, 2016 27 vs. Detroit, Nov 04, 2012 27 at Green Bay, Oct 28, 2012 25 vs. Arizona, Nov 29, 2015 | Rush Attempts | 12 vs. Dallas, Oct 02, 2016 10 vs. Arizona, Oct 06, 2016 9 vs. L.A. Rams, Sep 12, 2016 8 vs. Atlanta, Nov 08, 2015 7 vs. St. Louis, Jan 03, 2016 |
| Yards Passing | 354 vs. St. Louis, Jan 03, 2016 318 vs. Arizona, Nov 29, 2015 303 at Green Bay, Oct 28, 2012 295 vs. Cincinnati, Dec 20, 2015 264 at Seattle, Nov 22, 2015 | Rushing Yards | 75 at Chicago, Dec 06, 2015 70 vs. Arizona, Oct 06, 2016 43 vs. L.A. Rams, Sep 12, 2016 32 vs. Atlanta, Nov 08, 2015 28 at Washington, Dec 17, 2017 |
| TD Passes | 3 at Houston, Nov 19, 2017 2 at Detroit, Dec 26, 2020 2 vs. Jacksonville, Nov 26, 2017 2 at Carolina, Sep 18, 2016 ...6 more at 2. | Rushing Average | 7.0 vs. Arizona, Oct 06, 2016 4.8 vs. L.A. Rams, Sep 12, 2016 4.0 vs. Atlanta, Nov 08, 2015 2.3 vs. Dallas, Oct 02, 2016 1.0 vs. St. Louis, Jan 03, 2016 |
| Long Passes | 80t at Indianapolis, Sep 23, 2012 75t at Carolina, Sep 18, 2016 74t vs. Cincinnati, Oct 09, 2011 71t at Chicago, Dec 06, 2015 67t at St. Louis, Oct 06, 2013 | Longest Runs | 44t at Chicago, Dec 06, 2015 24 vs. Arizona, Oct 06, 2016 16 at Detroit, Dec 26, 2020 12 at Houston, Nov 19, 2017 12 vs. New Orleans, Oct 02, 2011 |
| Completion Percentage | 71.1 vs. Detroit, Nov 04, 2012 69.6 vs. Dallas, Oct 02, 2016 69.4 vs. Arizona, Nov 29, 2015 68.8 at Indianapolis, Nov 18, 2018 67.6 vs. Cincinnati, Sep 30, 2012 | Rushing TDs | 1 vs. Arizona, Oct 06, 2016 1 at Carolina, Sep 18, 2016 1 at Chicago, Dec 06, 2015 |

300-YARD PASSING GAMES (3): REGULAR SEASON

| DATE | TEAM | NO. | YDS. | AVG. | LG | TD |
|----------|------------|-----|------|------|----|----|
| 10/28/12 | at Packers | 27 | 303 | 11.2 | 36 | 1 |
| 11/29/15 | CARDINALS | 25 | 318 | 12.7 | 48 | 1 |
| 01/03/16 | RAMS | 28 | 354 | 12.6 | 44 | 1 |

2011 GAME-BY-GAME REGULAR-SEASON STATISTICS (JAGUARS)

| DATE | OPPONENT | P/S | PASSING | | | | | | | | | | RUSHING | | | | W/L | SCORE | |
|--------------------|-------------|--------------|--------------|------------|--------------|-------------|------------|-------------|-----------|-----------|------------|---------------|-------------|-----------|-----------|-----------|----------|-------------|-------|
| | | | ATT | CMP | YDS | PCT | Y/A | Y/C | TD | INT | LG | SK/YD | RATE | ATT | YDS | LG | | | TD |
| 09/11 | Titans | | DID NOT PLAY | | | | | | | | | | | | | | | | |
| 09/18 | at Jets | P | 6 | 5 | 52 | 83.3 | 8.7 | 10.4 | 0 | 0 | 14 | 1/10 | 102.8 | 1 | 1 | 1 | 0 | L | 16-14 |
| 09/25 | at Panthers | S | 21 | 12 | 139 | 57.1 | 6.6 | 11.6 | 1 | 1 | 36t | 2/10 | 73.3 | 4 | 2 | 2 | 0 | L | 10-16 |
| 10/02 | Saints | S | 42 | 16 | 196 | 38.1 | 4.7 | 12.3 | 1 | 1 | 47 | 3/26 | 51.3 | 2 | 14 | 12 | 0 | L | 10-23 |
| 10/09 | Bengals | S | 28 | 15 | 221 | 53.6 | 7.9 | 14.7 | 1 | 0 | 74t | 3/21 | 91.5 | 5 | 11 | 6 | 0 | L | 20-30 |
| 10/16 | at Steelers | S | 26 | 12 | 109 | 46.2 | 4.2 | 9.1 | 1 | 0 | 21 | 5/33 | 70.8 | 3 | 16 | 10 | 0 | L | 13-17 |
| 10/24 | Ravens | S | 20 | 9 | 93 | 45.0 | 4.7 | 10.3 | 0 | 0 | 24 | 4/20 | 59.0 | 5 | -1 | 2 | 0 | W | 12-7 |
| 10/30 | at Texans | S | 30 | 10 | 97 | 33.3 | 3.2 | 9.7 | 1 | 2 | 21 | 1/7 | 26.7 | 4 | 14 | 11 | 0 | L | 14-24 |
| 11/13 | at Colts | S | 21 | 14 | 118 | 66.7 | 5.6 | 8.4 | 1 | 1 | 19 | 2/8 | 77.1 | 6 | 8 | 5 | 0 | W | 17-3 |
| 11/20 | at Browns | S | 41 | 22 | 210 | 53.7 | 5.1 | 9.5 | 0 | 0 | 28 | 1/15 | 68.1 | 2 | 10 | 6 | 0 | L | 10-14 |
| 11/27 | Texans | S | 29 | 13 | 136 | 44.8 | 4.7 | 10.5 | 0 | 1 | 31 | 6/35 | 44.6 | 1 | 1 | 1 | 0 | L | 13-20 |
| 12/05 | Chargers | S | 33 | 19 | 195 | 57.6 | 5.9 | 10.3 | 2 | 1 | 48 | 2/18 | 82.3 | 6 | 19 | 5 | 0 | L | 14-38 |
| 12/11 | Buccaneers | S | 33 | 19 | 217 | 57.6 | 6.6 | 11.4 | 2 | 2 | 62 | 1/8 | 72.4 | 4 | -3 | 0 | 0 | W | 41-14 |
| 12/15 | at Falcons | S | 22 | 12 | 141 | 54.5 | 6.4 | 11.8 | 1 | 1 | 22 | 5/50 | 70.5 | 1 | 5 | 5 | 0 | L | 14-41 |
| 12/24 | at Titans | S | 42 | 21 | 198 | 50.0 | 4.7 | 9.4 | 0 | 1 | 22 | 1/11 | 53.5 | 1 | 4 | 4 | 0 | L | 17-23 |
| 01/01 | Colts | S | 19 | 11 | 92 | 57.9 | 4.8 | 8.4 | 1 | 0 | 23t | 3/21 | 88.0 | 3 | -3 | -1 | 0 | W | 19-13 |
| 2011 TOTALS | | 15-14 | 413 | 210 | 2,214 | 50.8 | 5.4 | 10.5 | 12 | 11 | 74T | 40/293 | 65.4 | 48 | 98 | 12 | 0 | 5-11 | |



2012 GAME-BY-GAME REGULAR-SEASON STATISTICS (JAGUARS)

| DATE | OPPONENT | P/S | PASSING | | | | | | | | | | | RUSHING | | | | W/L | SCORE |
|--------------------|------------|--------------|------------|------------|--------------|-------------|------------|-------------|----------|----------|------------|---------------|-------------|-----------|-----------|-----------|----------|------------|--------|
| | | | ATT | CMP | YDS | PCT | Y/A | Y/C | TD | INT | LG | SK/YD | RATE | ATT | YDS | LG | TD | | |
| 09/09 | at Vikings | S | 39 | 23 | 260 | 59.0 | 6.7 | 11.3 | 2 | 0 | 39t | 2/18 | 96.1 | 5 | 6 | 4 | 0 | L | 23-26+ |
| 09/16 | Texans | S | 19 | 7 | 53 | 36.8 | 2.8 | 7.6 | 1 | 0 | 32 | 3/24 | 62.8 | 1 | 5 | 5 | 0 | L | 7-27 |
| 09/23 | at Colts | S | 21 | 10 | 155 | 47.6 | 7.4 | 15.5 | 1 | 0 | 80t | 1/7 | 88.4 | 2 | 11 | 9 | 0 | W | 22-17 |
| 09/30 | Bengals | S | 34 | 23 | 186 | 67.6 | 5.5 | 8.1 | 1 | 1 | 23 | 6/43 | 78.8 | 3 | 19 | 9 | 0 | L | 10-27 |
| 10/07 | Bears | S | 33 | 17 | 142 | 51.5 | 4.3 | 8.4 | 0 | 2 | 34 | 3/13 | 37.7 | 2 | 1 | 2 | 0 | L | 3-41 |
| 10/21 | at Raiders | S | 12 | 8 | 110 | 66.7 | 9.2 | 13.8 | 1 | 0 | 42t | 0/0 | 123.6 | 0 | 0 | 0 | 0 | L | 23-26+ |
| 10/28 | at Packers | S | 49 | 27 | 303 | 55.1 | 6.2 | 11.2 | 1 | 0 | 36 | 2/24 | 80.6 | 1 | 0 | 0 | 0 | L | 15-24 |
| 11/04 | Lions | S | 38 | 27 | 220 | 71.1 | 5.8 | 8.1 | 2 | 2 | 25 | 1/5 | 81.0 | 3 | 4 | 2 | 0 | L | 14-31 |
| 11/08 | Colts | S | 31 | 18 | 209 | 58.1 | 6.7 | 11.6 | 0 | 1 | 52 | 3/24 | 65.1 | 1 | 10 | 10 | 0 | L | 10-27 |
| 11/18 | at Texans | S | 2 | 2 | 24 | 100.0 | 12.0 | 12.0 | 0 | 0 | 15 | 1/0 | 116.7 | 0 | 0 | 0 | 0 | L | 37-43+ |
| 2012 TOTALS | | 10-10 | 278 | 162 | 1,662 | 58.3 | 6.0 | 10.3 | 9 | 6 | 80T | 22/158 | 77.4 | 18 | 56 | 10 | 0 | 1-9 | |

+ - Overtime

2013 GAME-BY-GAME REGULAR-SEASON STATISTICS (JAGUARS)

| DATE | OPPONENT | P/S | PASSING | | | | | | | | | | | RUSHING | | | | W/L | SCORE |
|--------------------|-------------|------------|-----------|-----------|------------|-------------|------------|-------------|----------|----------|------------|--------------|-------------|----------|-----------|----------|----------|-------------|-------|
| | | | ATT | CMP | YDS | PCT | Y/A | Y/C | TD | INT | LG | SK/YD | RATE | ATT | YDS | LG | TD | | |
| 09/08 | Chiefs | S | 35 | 16 | 121 | 45.7 | 3.5 | 7.6 | 0 | 2 | 18 | 6/50 | 30.8 | 4 | 16 | 7 | 0 | L | 2-28 |
| 09/15 | at Raiders | | | | | | | | | | | | | | | | | L | 9-19 |
| 09/22 | at Seahawks | | | | | | | | | | | | | | | | | L | 17-45 |
| 09/29 | Colts | S | 32 | 17 | 179 | 53.1 | 5.6 | 10.5 | 0 | 3 | 31 | 4/14 | 30.6 | 2 | 10 | 5 | 0 | L | 3-37 |
| 10/06 | at Rams | S | 19 | 9 | 181 | 47.4 | 9.5 | 20.1 | 1 | 2 | 67t | 2/3 | 59.2 | 3 | 6 | 4 | 0 | L | 20-34 |
| 10/13 | at Broncos | | | | | | | | | | | | | | | | | L | 19-35 |
| 10/20 | Chargers | | | | | | | | | | | | | | | | | L | 6-24 |
| 10/27 | 49ers | | | | | | | | | | | | | | | | | L | 10-42 |
| 11/10 | at Titans | | | | | | | | | | | | | | | | | W | 29-27 |
| 11/17 | Cardinals | | | | | | | | | | | | | | | | | L | 14-27 |
| 11/24 | at Texans | | | | | | | | | | | | | | | | | W | 13-6 |
| 12/01 | at Browns | | | | | | | | | | | | | | | | | W | 32-28 |
| 12/05 | Texans | | | | | | | | | | | | | | | | | W | 27-20 |
| 12/15 | Bills | | | | | | | | | | | | | | | | | L | 20-27 |
| 12/22 | Titans | | | | | | | | | | | | | | | | | L | 16-20 |
| 12/29 | at Colts | | | | | | | | | | | | | | | | | L | 10-30 |
| 2013 TOTALS | | 3-3 | 86 | 42 | 481 | 48.8 | 5.6 | 11.5 | 1 | 7 | 67T | 12/67 | 36.0 | 9 | 32 | 7 | 0 | 4-12 | |

2014 GAME-BY-GAME REGULAR-SEASON STATISTICS (49ERS)

| DATE | OPPONENT | P/S | PASSING | | | | | | | | | | | RUSHING | | | | W/L | SCORE | |
|--------------------|--------------|------------|----------|----------|-----------|-------------|------------|-------------|----------|----------|------------|------------|--------------|----------|----------|----------|----------|------------|-------|--------|
| | | | ATT | CMP | YDS | PCT | Y/A | Y/C | TD | INT | LG | SK/YD | RATE | ATT | YDS | LG | TD | | | |
| 09/07 | at Cowboys | | | | | | | | | | | | | | | | | | W | 28-17 |
| 09/14 | Bears | | | | | | | | | | | | | | | | | | L | 20-28 |
| 09/21 | at Cardinals | | | | | | | | | | | | | | | | | | L | 14-23 |
| 09/28 | Eagles | | | | | | | | | | | | | | | | | | W | 26-21 |
| 10/05 | Chiefs | | | | | | | | | | | | | | | | | | W | 22-17 |
| 10/13 | at Rams | | | | | | | | | | | | | | | | | | W | 31-17 |
| 10/19 | at Broncos | P | 7 | 3 | 38 | 42.9 | 5.4 | 12.7 | 1 | 0 | 20t | 0/0 | 100.0 | 1 | 5 | 5 | 0 | L | 17-42 | |
| 11/02 | Rams | | | | | | | | | | | | | | | | | | L | 10-13 |
| 11/09 | at Saints | | | | | | | | | | | | | | | | | | W | 27-24+ |
| 11/16 | at Giants | | | | | | | | | | | | | | | | | | W | 16-10 |
| 11/23 | Redskins | | | | | | | | | | | | | | | | | | W | 17-13 |
| 11/27 | Seahawks | | | | | | | | | | | | | | | | | | L | 3-19 |
| 12/07 | at Raiders | | | | | | | | | | | | | | | | | | L | 13-24 |
| 12/14 | at Seahawks | | | | | | | | | | | | | | | | | | L | 7-17 |
| 12/20 | Chargers | | | | | | | | | | | | | | | | | | L | 35-38+ |
| 12/28 | Cardinals | | | | | | | | | | | | | | | | | | W | 20-17 |
| 2014 TOTALS | | 1-0 | 7 | 3 | 38 | 42.9 | 5.4 | 12.7 | 1 | 0 | 20T | 0/0 | 100.0 | 1 | 5 | 5 | 0 | 8-8 | | |

+ - Overtime

2015 GAME-BY-GAME REGULAR-SEASON STATISTICS (49ERS)

| DATE | OPPONENT | P/S | PASSING | | | | | | | | | | RUSHING | | | | W/L | SCORE | | |
|--------------------|--------------|------------|------------|------------|--------------|-------------|------------|-------------|-----------|----------|------------|---------------|-------------|-----------|------------|------------|----------|-------------|--------|-------|
| | | | ATT | CMP | YDS | PCT | Y/A | Y/C | TD | INT | LG | SK/YD | RATE | ATT | YDS | LG | | | TD | |
| 09/14 | Vikings | | | | | | | | | | | | | | | | | | W | 20-3 |
| 09/20 | at Steelers | | | | | | | | | | | | | | | | | | L | 18-43 |
| 09/27 | at Cardinals | | | | | | | | | | | | | | | | | | L | 7-47 |
| 10/04 | Packers | | | | | | | | | | | | | | | | | | L | 3-17 |
| 10/11 | at Giants | | | | | | | | | | | | | | | | | | L | 27-30 |
| 10/18 | Ravens | | | | | | | | | | | | | | | | | | W | 25-20 |
| 10/22 | Seahawks | | | | | | | | | | | | | | | | | | L | 3-20 |
| 11/01 | at Rams | | | | | | | | | | | | | | | | | | L | 6-27 |
| 11/08 | Falcons | S | 25 | 15 | 185 | 60.0 | 7.4 | 12.3 | 2 | 2 | 41 | 0/0 | 76.2 | 8 | 32 | 10 | 0 | W | 17-16 | |
| 11/22 | at Seahawks | S | 34 | 22 | 264 | 64.7 | 7.8 | 12.0 | 1 | 0 | 36 | 2/17 | 98.2 | 4 | 22 | 10 | 0 | L | 13-29 | |
| 11/29 | Cardinals | S | 36 | 25 | 318 | 69.4 | 8.8 | 12.7 | 1 | 1 | 48 | 2/17 | 94.4 | 1 | 11 | 11 | 0 | L | 13-19 | |
| 12/06 | at Bears | S | 32 | 18 | 196 | 56.3 | 6.1 | 10.9 | 1 | 0 | 71t | 4/26 | 84.9 | 6 | 75 | 44t | 1 | W | 26-20+ | |
| 12/13 | at Browns | S | 28 | 18 | 194 | 64.3 | 6.9 | 10.8 | 1 | 0 | 24 | 9/44 | 96.4 | 3 | 19 | 11 | 0 | L | 10-24 | |
| 12/20 | Bengals | S | 50 | 30 | 295 | 60.0 | 5.9 | 9.8 | 1 | 3 | 29 | 4/32 | 58.3 | 2 | 10 | 6 | 0 | L | 14-24 | |
| 12/27 | at Lions | S | 33 | 22 | 225 | 66.7 | 6.8 | 10.2 | 2 | 0 | 38 | 3/24 | 106.2 | 1 | 9 | 9 | 0 | L | 17-32 | |
| 01/03 | Rams | S | 44 | 28 | 354 | 63.6 | 8.0 | 12.6 | 1 | 1 | 44 | 1/4 | 86.7 | 7 | 7 | 9 | 0 | W | 19-16+ | |
| 2015 TOTALS | | 8-8 | 282 | 178 | 2,031 | 63.1 | 7.2 | 11.4 | 10 | 7 | 71T | 25/164 | 86.2 | 32 | 185 | 44T | 1 | 5-11 | | |

+ - Overtime

2016 GAME-BY-GAME REGULAR-SEASON STATISTICS (49ERS)

| DATE | OPPONENT | P/S | PASSING | | | | | | | | | | RUSHING | | | | W/L | SCORE | | |
|--------------------|--------------|------------|------------|-----------|------------|-------------|------------|-------------|----------|----------|------------|--------------|-------------|-----------|------------|-----------|----------|-------------|-------|--------|
| | | | ATT | CMP | YDS | PCT | Y/A | Y/C | TD | INT | LG | SK/YD | RATE | ATT | YDS | LG | | | TD | |
| 09/12 | Rams | S | 35 | 22 | 170 | 62.9 | 4.9 | 7.7 | 1 | 0 | 35 | 0/0 | 84.2 | 9 | 43 | 11 | 0 | W | 28-0 | |
| 09/18 | at Panthers | S | 36 | 17 | 243 | 47.2 | 6.8 | 14.3 | 2 | 2 | 75t | 2/6 | 64.9 | 3 | 10 | 6 | 1 | L | 27-46 | |
| 09/25 | at Seahawks | S | 25 | 14 | 119 | 56.0 | 4.8 | 8.5 | 0 | 1 | 20 | 0/0 | 51.9 | 5 | 22 | 10 | 0 | L | 18-37 | |
| 10/02 | Cowboys | S | 23 | 16 | 196 | 69.6 | 8.5 | 12.3 | 1 | 1 | 33t | 1/7 | 91.9 | 12 | 27 | 7 | 0 | L | 17-24 | |
| 10/06 | Cardinals | S | 31 | 18 | 162 | 58.1 | 5.2 | 9.0 | 1 | 2 | 24 | 7/27 | 56.1 | 10 | 70 | 24 | 1 | L | 21-33 | |
| 10/16 | at Bills | | | | | | | | | | | | | | | | | | L | 16-45 |
| 10/23 | Buccaneers | | | | | | | | | | | | | | | | | | L | 17-34 |
| 11/06 | Saints | | | | | | | | | | | | | | | | | | L | 23-41 |
| 11/13 | at Cardinals | | | | | | | | | | | | | | | | | | L | 20-23 |
| 11/20 | Patriots | | | | | | | | | | | | | | | | | | L | 17-30 |
| 11/27 | at Dolphins | | | | | | | | | | | | | | | | | | L | 24-31 |
| 12/04 | at Bears | P | 10 | 4 | 35 | 40.0 | 3.5 | 8.8 | 0 | 0 | 18 | 1/8 | 50.0 | 1 | 1 | 1 | 0 | L | 6-26 | |
| 12/11 | Jets | | | | | | | | | | | | | | | | | | L | 17-23+ |
| 12/18 | at Falcons | | | | | | | | | | | | | | | | | | L | 13-41 |
| 12/24 | at Rams | | | | | | | | | | | | | | | | | | W | 22-21 |
| 01/01 | Seahawks | | | | | | | | | | | | | | | | | | L | 23-25 |
| 2016 TOTALS | | 6-5 | 160 | 91 | 925 | 56.9 | 5.8 | 10.2 | 5 | 6 | 75T | 11/48 | 68.4 | 40 | 173 | 24 | 2 | 2-14 | | |

+ - Overtime

2017 GAME-BY-GAME REGULAR-SEASON STATISTICS (CARDINALS)

| DATE | OPPONENT | P/S | PASSING | | | | | | | | | | RUSHING | | | | W/L | SCORE | | |
|--------------------|-------------|------------|------------|-----------|--------------|-------------|------------|-------------|----------|----------|------------|---------------|-------------|-----------|-----------|-----------|----------|------------|-------|--------|
| | | | ATT | CMP | YDS | PCT | Y/A | Y/C | TD | INT | LG | SK/YD | RATE | ATT | YDS | LG | | | TD | |
| 09/10 | at Lions | | | | | | | | | | | | | | | | | | L | 23-35 |
| 09/17 | at Colts | | | | | | | | | | | | | | | | | | W | 16-13+ |
| 09/25 | Cowboys | | | | | | | | | | | | | | | | | | L | 17-28 |
| 10/01 | 49ers | | | | | | | | | | | | | | | | | | W | 18-15+ |
| 10/08 | at Eagles | | | | | | | | | | | | | | | | | | L | 7-34 |
| 10/15 | Buccaneers | | | | | | | | | | | | | | | | | | W | 38-33 |
| 10/22 | at Rams | | | | | | | | | | | | | | | | | | L | 0-33 |
| 11/05 | at 49ers | | | | | | | | | | | | | | | | | | W | 20-10 |
| 11/09 | Seahawks | | | | | | | | | | | | | | | | | | L | 16-22 |
| 11/19 | at Texans | S | 34 | 22 | 257 | 64.7 | 7.6 | 11.7 | 3 | 2 | 28t | 2/13 | 92.4 | 3 | 13 | 12 | 0 | L | 21-31 | |
| 11/26 | Jaguars | S | 38 | 22 | 241 | 57.9 | 6.3 | 11.0 | 2 | 1 | 52t | 1/5 | 83.3 | 6 | 17 | 9 | 0 | W | 27-24 | |
| 12/03 | Rams | S | 32 | 18 | 221 | 56.3 | 6.9 | 12.3 | 1 | 2 | 27 | 7/34 | 62.1 | 3 | 12 | 5 | 0 | L | 16-32 | |
| 12/10 | Titans | S | 26 | 17 | 178 | 65.4 | 6.8 | 10.5 | 0 | 0 | 23 | 8/53 | 85.1 | 4 | 12 | 11 | 0 | W | 12-7 | |
| 12/17 | at Redskins | S | 41 | 16 | 189 | 39.0 | 4.6 | 11.8 | 0 | 1 | 46 | 5/44 | 43.6 | 6 | 28 | 10 | 0 | L | 15-20 | |
| 12/24 | Giants | | | | | | | | | | | | | | | | | | W | 23-0 |
| 12/31 | at Seahawks | | | | | | | | | | | | | | | | | | W | 26-24 |
| 2017 TOTALS | | 5-5 | 171 | 95 | 1,086 | 55.6 | 6.4 | 11.4 | 6 | 6 | 52T | 23/149 | 71.9 | 22 | 82 | 12 | 0 | 8-8 | | |

+ - Overtime

2018 GAME-BY-GAME REGULAR-SEASON STATISTICS (TITANS)

| DATE | OPPONENT | P/S | PASSING | | | | | | | | | | | RUSHING | | | | W/L | SCORE |
|--------------------|-------------|------------|------------|-----------|------------|-------------|------------|-------------|--------------|----------|-----------|-------------|-------------|----------|----------|----------|----------|------------|--------|
| | | | ATT | CMP | YDS | PCT | Y/A | Y/C | TD | INT | LG | SK/YD | RATE | ATT | YDS | LG | TD | | |
| 09/09 | at Dolphins | P | 22 | 11 | 117 | 50.0 | 5.3 | 10.6 | 0 | 1 | 18 | 0/0 | 47.0 | 0 | 0 | 0 | 0 | L | 20-27 |
| 09/16 | Texans | S | 20 | 13 | 117 | 65.0 | 5.9 | 9.0 | 1 | 0 | 18t | 1/8 | 97.3 | 2 | 2 | 1 | 0 | W | 20-17 |
| 09/23 | at Jaguars | S | 3 | 1 | 8 | 33.3 | 2.7 | 8.0 | 0 | 0 | 8 | 2/17 | 42.4 | 0 | 0 | 0 | 0 | W | 9-6 |
| 09/30 | Eagles | | | | | | | | INACTIVE | | | | | | | | | W | 26-23+ |
| 10/07 | at Bills | | | | | | | | DID NOT PLAY | | | | | | | | | L | 12-13 |
| 10/14 | Ravens | | | | | | | | DID NOT PLAY | | | | | | | | | L | 0-21 |
| 10/21 | at Chargers | | | | | | | | DID NOT PLAY | | | | | | | | | L | 19-20 |
| 11/05 | at Cowboys | | | | | | | | DID NOT PLAY | | | | | | | | | W | 28-14 |
| 11/11 | Patriots | | | | | | | | DID NOT PLAY | | | | | | | | | W | 34-10 |
| 11/18 | at Colts | P | 16 | 11 | 118 | 68.8 | 7.4 | 10.7 | 1 | 1 | 28 | 1/8 | 84.9 | 0 | 0 | 0 | 0 | L | 10-38 |
| 11/26 | at Texans | | | | | | | | DID NOT PLAY | | | | | | | | | L | 17-34 |
| 12/02 | Jets | P | 0 | 0 | 0 | 0.0 | 0.0 | 0.0 | 0 | 0 | 0 | 0/0 | 0.0 | 1 | -1 | -1 | 0 | W | 26-22 |
| 12/06 | Jaguars | | | | | | | | DID NOT PLAY | | | | | | | | | W | 30-9 |
| 12/16 | at Giants | P | 0 | 0 | 0 | 0.0 | 0.0 | 0.0 | 0 | 0 | 0 | 0/0 | 0.0 | 3 | -1 | 0 | 0 | W | 17-0 |
| 12/22 | Redskins | P | 11 | 7 | 101 | 63.6 | 9.2 | 14.4 | 1 | 0 | 35 | 1/4 | 123.7 | 0 | 0 | 0 | 0 | W | 25-16 |
| 12/30 | Colts | S | 29 | 18 | 165 | 62.1 | 5.7 | 9.2 | 1 | 2 | 22t | 0/0 | 60.3 | 0 | 0 | 0 | 0 | L | 17-33 |
| 2018 TOTALS | | 8-3 | 101 | 61 | 626 | 60.4 | 6.2 | 10.3 | 4 | 4 | 35 | 5/37 | 74.9 | 6 | 0 | 1 | 0 | 9-7 | |

+ - Overtime

2019 GAME-BY-GAME REGULAR-SEASON STATISTICS (BUCCANEERS)

| DATE | OPPONENT | P/S | PASSING | | | | | | | | | | | RUSHING | | | | W/L | SCORE | |
|--------------------|-------------|------------|----------|----------|----------|------------|------------|------------|-----------------|----------|----------|------------|------------|----------|----------|----------|----------|------------|-------|--------|
| | | | ATT | CMP | YDS | PCT | Y/A | Y/C | TD | INT | LG | SK/YD | RATE | ATT | YDS | LG | TD | | | |
| 09/08 | 49ers | | | | | | | | INACTIVE | | | | | | | | | | L | 17-31 |
| 09/12 | at Panthers | | | | | | | | INACTIVE | | | | | | | | | | W | 20-14 |
| 09/22 | Giants | | | | | | | | INACTIVE | | | | | | | | | | L | 31-32 |
| 09/29 | at Rams | | | | | | | | DID NOT PLAY | | | | | | | | | | W | 55-40 |
| 10/06 | at Saints | | | | | | | | DID NOT PLAY | | | | | | | | | | L | 24-31 |
| 10/13 | Panthers | | | | | | | | DID NOT PLAY | | | | | | | | | | L | 26-37 |
| 10/27 | at Titans | | | | | | | | DID NOT PLAY | | | | | | | | | | L | 23-27 |
| 11/03 | at Seahawks | | | | | | | | RESERVE/INJURED | | | | | | | | | | L | 34-40+ |
| 11/10 | Cardinals | | | | | | | | RESERVE/INJURED | | | | | | | | | | W | 30-27 |
| 11/17 | Saints | | | | | | | | RESERVE/INJURED | | | | | | | | | | L | 17-34 |
| 11/24 | at Falcons | | | | | | | | RESERVE/INJURED | | | | | | | | | | W | 35-22 |
| 12/01 | at Jaguars | | | | | | | | RESERVE/INJURED | | | | | | | | | | W | 28-11 |
| 12/08 | Colts | | | | | | | | RESERVE/INJURED | | | | | | | | | | W | 38-35 |
| 12/15 | at Lions | | | | | | | | RESERVE/INJURED | | | | | | | | | | W | 38-17 |
| 12/21 | Texans | | | | | | | | RESERVE/INJURED | | | | | | | | | | L | 20-23 |
| 12/29 | Falcons | | | | | | | | RESERVE/INJURED | | | | | | | | | | L | 22-28+ |
| 2019 TOTALS | | 0-0 | 0 | 0 | 0 | 0.0 | 0.0 | 0.0 | 0 | 0 | 0 | 0/0 | 0.0 | 0 | 0 | 0 | 0 | 7-9 | | |

+ - Overtime

2020 GAME-BY-GAME REGULAR-SEASON STATISTICS (BUCCANEERS)

| DATE | OPPONENT | P/S | PASSING | | | | | | | | | | | RUSHING | | | | W/L | SCORE | |
|--------------------|-------------|------------|-----------|----------|------------|-------------|------------|-------------|-----------------|----------|-----------|------------|--------------|----------|-----------|-----------|----------|-------------|-------|-------|
| | | | ATT | CMP | YDS | PCT | Y/A | Y/C | TD | INT | LG | SK/YD | RATE | ATT | YDS | LG | TD | | | |
| 09/13 | at Saints | | | | | | | | RESERVE/INJURED | | | | | | | | | | L | 23-34 |
| 09/20 | Panthers | | | | | | | | DID NOT PLAY | | | | | | | | | | W | 31-17 |
| 09/27 | at Broncos | | | | | | | | DID NOT PLAY | | | | | | | | | | W | 28-10 |
| 10/04 | Chargers | | | | | | | | DID NOT PLAY | | | | | | | | | | W | 38-31 |
| 10/08 | at Bears | | | | | | | | DID NOT PLAY | | | | | | | | | | L | 19-20 |
| 10/18 | Packers | P | 1 | 0 | 0 | 0.0 | 0.0 | 0.0 | 0 | 0 | 0 | 0/0 | 39.6 | 3 | 2 | 2 | 0 | W | 38-10 | |
| 10/25 | at Raiders | | | | | | | | DID NOT PLAY | | | | | | | | | | W | 45-20 |
| 11/02 | at Giants | | | | | | | | DID NOT PLAY | | | | | | | | | | W | 25-23 |
| 11/08 | Saints | P | 0 | 0 | 0 | 0.0 | 0.0 | 0.0 | 0 | 0 | 0 | 0/0 | 0.0 | 1 | -1 | -1 | 0 | L | 3-38 | |
| 11/15 | at Panthers | P | 0 | 0 | 0 | 0.0 | 0.0 | 0.0 | 0 | 0 | 0 | 0/0 | 0.0 | 3 | 0 | 0 | 0 | W | 46-23 | |
| 11/23 | Rams | | | | | | | | DID NOT PLAY | | | | | | | | | | L | 24-27 |
| 11/29 | Chiefs | | | | | | | | DID NOT PLAY | | | | | | | | | | L | 24-27 |
| 12/13 | Vikings | | | | | | | | DID NOT PLAY | | | | | | | | | | W | 26-14 |
| 12/20 | at Falcons | | | | | | | | DID NOT PLAY | | | | | | | | | | W | 31-27 |
| 12/26 | at Lions | P | 15 | 9 | 143 | 60.0 | 9.5 | 15.9 | 2 | 0 | 35 | 1/7 | 131.4 | 2 | 15 | 16 | 0 | W | 47-7 | |
| 01/03 | Falcons | | | | | | | | DID NOT PLAY | | | | | | | | | | W | 44-27 |
| 2020 TOTALS | | 4-0 | 16 | 9 | 143 | 56.3 | 8.9 | 15.9 | 2 | 0 | 35 | 1/7 | 125.8 | 9 | 16 | 16 | 0 | 11-5 | | |



2021 GAME-BY-GAME REGULAR-SEASON STATISTICS (BUCCANEERS)

| DATE | OPPONENT | P/S | PASSING | | | | | | | | | | | RUSHING | | | | W/L | SCORE | |
|--------------------|------------------|------------|-----------|----------|-----------|-------------|------------|------------|----------|----------|-----------|-------------|-------------|----------|-----------|----------|----------|-------------|--------|-------|
| | | | ATT | CMP | YDS | PCT | Y/A | Y/C | TD | INT | LG | SK/YD | RATE | ATT | YDS | LG | TD | | | |
| 09/09 | Cowboys | | | | | | | | | | | | | | | | | | W | 31-29 |
| 09/19 | Falcons | P | 0 | 0 | 0 | 0.0 | 0.0 | 0.0 | 0 | 0 | 0 | 0/0 | 0.0 | 3 | -3 | -1 | 0 | W | 48-25 | |
| 09/26 | at Rams | | | | | | | | | | | | | | | | | L | 24-34 | |
| 10/03 | at Patriots | | | | | | | | | | | | | | | | | W | 19-17 | |
| 10/10 | Dolphins | P | 3 | 3 | 41 | 100.0 | 13.7 | 13.7 | 0 | 0 | 23 | 0/0 | 118.8 | 3 | -1 | 0 | 0 | W | 45-17 | |
| 10/14 | at Eagles | | | | | | | | | | | | | | | | | W | 28-22 | |
| 10/24 | Bears | P | 3 | 2 | 15 | 66.7 | 5.0 | 7.5 | 0 | 0 | 15 | 0/0 | 78.5 | 0 | 0 | 0 | 0 | W | 38-3 | |
| 10/31 | at Saints | | | | | | | | | | | | | | | | | L | 27-36 | |
| 11/14 | at Football Team | | | | | | | | | | | | | | | | | L | 19-29 | |
| 11/22 | Giants | P | 2 | 2 | 11 | 100.0 | 5.5 | 5.5 | 0 | 0 | 8 | 1/10 | 89.6 | 2 | -2 | -1 | 0 | W | 30-10 | |
| 11/28 | at Colts | | | | | | | | | | | | | | | | | W | 38-31 | |
| 12/05 | at Falcons | | | | | | | | | | | | | | | | | W | 30-17 | |
| 12/12 | Bills | | | | | | | | | | | | | | | | | W | 33-27+ | |
| 12/19 | Saints | | | | | | | | | | | | | | | | | L | 0-9 | |
| 12/26 | at Panthers | P | 1 | 0 | 0 | 0.0 | 0.0 | 0.0 | 0 | 0 | 0 | 0/0 | 39.6 | 0 | 0 | 0 | 0 | W | 32-6 | |
| 01/02 | at Jets | | | | | | | | | | | | | | | | | W | 28-24 | |
| 01/09 | Panthers | P | 2 | 0 | 0 | 0.0 | 0.0 | 0.0 | 0 | 0 | 0 | 0/0 | 39.6 | 1 | -1 | -1 | 0 | W | 41-17 | |
| 2021 TOTALS | | 6-0 | 11 | 7 | 67 | 63.6 | 6.1 | 9.6 | 0 | 0 | 23 | 1/10 | 80.5 | 9 | -7 | 0 | 0 | 13-4 | | |

+ - Overtime

2022 GAME-BY-GAME REGULAR-SEASON STATISTICS (BUCCANEERS)

| DATE | OPPONENT | P/S | PASSING | | | | | | | | | | | RUSHING | | | | W/L | SCORE |
|--------------------|--------------|------------|----------|----------|-----------|-------------|------------|------------|----------|----------|-----------|------------|--------------|----------|----------|----------|----------|------------|--------|
| | | | ATT | CMP | YDS | PCT | Y/A | Y/C | TD | INT | LG | SK/YD | RATE | ATT | YDS | LG | TD | | |
| 09/11 | at Cowboys | | | | | | | | | | | | | | | | | W | 19-3 |
| 09/18 | at Saints | | | | | | | | | | | | | | | | | W | 20-10 |
| 09/25 | Packers | | | | | | | | | | | | | | | | | L | 12-14 |
| 10/02 | Chiefs | | | | | | | | | | | | | | | | | L | 31-41 |
| 10/09 | Falcons | | | | | | | | | | | | | | | | | W | 21-15 |
| 10/16 | at Steelers | | | | | | | | | | | | | | | | | L | 18-20 |
| 10/23 | at Panthers | | | | | | | | | | | | | | | | | L | 3-21 |
| 10/27 | Ravens | | | | | | | | | | | | | | | | | L | 22-27 |
| 11/06 | Rams | | | | | | | | | | | | | | | | | W | 16-13 |
| 11/13 | Seahawks | | | | | | | | | | | | | | | | | W | 21-16 |
| 11/27 | at Browns | | | | | | | | | | | | | | | | | L | 17-23+ |
| 12/05 | Saints | | | | | | | | | | | | | | | | | W | 17-16 |
| 12/11 | at 49ers | | | | | | | | | | | | | | | | | L | 7-35 |
| 12/18 | Bengals | | | | | | | | | | | | | | | | | L | 23-34 |
| 12/25 | at Cardinals | | | | | | | | | | | | | | | | | W | 19-16+ |
| 01/01 | Panthers | | | | | | | | | | | | | | | | | W | 30-24 |
| 01/08 | at Falcons | P | 8 | 6 | 29 | 75.0 | 3.6 | 4.8 | 1 | 0 | 13 | 0/0 | 119.3 | 0 | 0 | 0 | 0 | L | 17-30 |
| 2022 TOTALS | | 1-0 | 8 | 6 | 29 | 75.0 | 3.6 | 4.8 | 1 | 0 | 13 | 0/0 | 119.3 | 0 | 0 | 0 | 0 | 8-9 | |

+ - Overtime

2020 GAME-BY-GAME POSTSEASON STATISTICS (BUCCANEERS)

| DATE | OPPONENT | P/S | PASSING | | | | | | | | | | | RUSHING | | | | W/L | SCORE |
|--------------------|------------------|------------|----------|----------|----------|------------|------------|------------|----------|----------|----------|------------|------------|----------|----------|----------|----------|------------|-------|
| | | | ATT | CMP | YDS | PCT | Y/A | Y/C | TD | INT | LG | SK/YD | RATE | ATT | YDS | LG | TD | | |
| 01/09 | at Football Team | | | | | | | | | | | | | | | | | W | 31-23 |
| 01/17 | at Saints | | | | | | | | | | | | | | | | | W | 30-20 |
| 01/24 | at Packers | | | | | | | | | | | | | | | | | W | 31-26 |
| 02/07 | Chiefs | | | | | | | | | | | | | | | | | W | 31-9 |
| 2020 TOTALS | | 0-0 | 0 | 0 | 0 | 0.0 | 0.0 | 0.0 | 0 | 0 | 0 | 0/0 | 0.0 | 0 | 0 | 0 | 0 | 4-0 | |

2021 GAME-BY-GAME POSTSEASON STATISTICS (BUCCANEERS)

| DATE | OPPONENT | P/S | PASSING | | | | | | | | | | | RUSHING | | | | W/L | SCORE |
|--------------------|----------|------------|----------|----------|----------|------------|------------|------------|----------|----------|----------|------------|------------|----------|----------|----------|----------|------------|-------|
| | | | ATT | CMP | YDS | PCT | Y/A | Y/C | TD | INT | LG | SK/YD | RATE | ATT | YDS | LG | TD | | |
| 01/16 | Eagles | | | | | | | | | | | | | | | | | W | 31-15 |
| 01/23 | Rams | | | | | | | | | | | | | | | | | L | 27-30 |
| 2021 TOTALS | | 0-0 | 0 | 0 | 0 | 0.0 | 0.0 | 0.0 | 0 | 0 | 0 | 0/0 | 0.0 | 0 | 0 | 0 | 0 | 1-1 | |

2022 GAME-BY-GAME POSTSEASON STATISTICS (BUCCANEERS)

| DATE | OPPONENT | P/S | PASSING | | | | | | | | | | | RUSHING | | | | W/L | SCORE |
|--------------------|----------|------------|----------|----------|----------|------------|------------|------------|----------|----------|----------|------------|------------|----------|----------|----------|----------|------------|-------|
| | | | ATT | CMP | YDS | PCT | Y/A | Y/C | TD | INT | LG | SK/YD | RATE | ATT | YDS | LG | TD | | |
| 01/16 | Cowboys | | | | | | | | | | | | | | | | | L | 14-31 |
| 2022 TOTALS | | 0-0 | 0 | 0 | 0 | 0.0 | 0.0 | 0.0 | 0 | 0 | 0 | 0/0 | 0.0 | 0 | 0 | 0 | 0 | 0-1 | |





IZAIAH GATHINGS

TIGHT END #42
MIDDLE TENNESSEE STATE

ROOKIE

HEIGHT: 6'4"
WEIGHT: 222 LBS
DRAFTED: FA-23
BIRTHDAY: 9/18/00



- 👁️ Rookie tight end enters his first season with the Chiefs in 2023 after spending time with the New York Jets during OTAs.
- 👁️ Originally entered the NFL as an undrafted free agent with the New York Jets in 2023.

Transactions:

Signed with Kansas City (7/30/2023) ... Released from the New York Jets (7/22/2023) ... Originally entered the NFL as an undrafted free agent with the New York Jets.

COLLEGE

Played two years at Middle Tennessee (2021-22) ... While at Middle Tennessee, played in 24 games with 15 starts totalling 84 receptions for 861 yards and three TDs ... Finished second on the team in 2022 with 60 receptions for 559 yards and two TDs ... Had four or more catches in seven or more games ... His 650 snaps played in 2022 were the third most among receivers on the squad ... Had a game-high 11 catches for 92 yards in a win against Colorado State, tying for eighth most catches in a game in school history ... Finished the 2021 season with 24 receptions for 302 yards and a TD ... Led the team in receptions against UTSA with 65 yards, including 26 YAC ... Had three receptions for 49 yards against FAU ... Played two years at Gardner-Webb (2019-20) ... Played all four games the team competed in during the 2020 COVID-19 season ... Recorded 26 receptions for 267 yards and two TDs in 2020 ... Had 10 catches in the season's opening game (2020) ... Played in all 12 games in 2019 ... Led the team with 71 receptions for 1,046 yards and 11 TDs ... Averaged 14.7 Y/C in 2019 ... Played in eight games as a freshman with four receptions for 28 yards on the season.

PERSONAL

- 👁️ Lettered in both football and basketball at Statesville High School.
- 👁️ Was a two-time All-Conference selection.
- 👁️ Named first-team All-County by the Statesville Record & Landmark as a senior.
- 👁️ Was named Iredell County Boys Basketball Player of the Year in 2016-17 by the Statesville Record and Landmark after averaging 11.2 points, 10.2 rebounds and 2.5 blocked shots per game as a junior.
- 👁️ Majored in journalism at Middle Tennessee.





WILLIE GAY

LINEBACKER #50
MISSISSIPPI STATE



4TH YEAR IN THE NFL

4TH YEAR WITH THE CHIEFS

HEIGHT: 6'1"
WEIGHT: 243 LBS
DRAFTED: D2-20
BIRTHDAY: 2/15/98

Fourth-year linebacker enters his fourth season with the Chiefs in 2023.

Originally entered the NFL as a second-round pick (63rd overall) by the Chiefs in the 2020 NFL Draft.

Career Highlights:

Scored his first defensive touchdown in Week 14 of the 2022 season at Denver on a 47-yard interception.

Tallied his second interception in back-to-back games. The second one coming against Giants QB Daniel Jones and

returning it 13 yards, marking the first time in his career that he has recorded back-to-back games with an interception. The last linebacker in a Chiefs uniform to record INTs in back-to-back games was Derrick Johnson, accomplishing the feat during the 2013 season (at Washington, 12/8/13; at Oakland, 12/15/13).

Transactions:

Originally entered the NFL as a second-round pick (63rd overall) by the Kansas City Chiefs in the 2020 NFL Draft.

COLLEGE

Appeared in 31 games (six starts) at Mississippi State tallying 99 tackles (46 solo), 11.0 tackles for loss, 6.0 sacks, three interceptions, seven passes defensed, two forced fumbles and three fumble recoveries for his career ... Recorded either an interception, forced fumble or fumble recovery in seven of his last nine games played ... During his junior season, finished with 28 tackles and 3.5 tackles for loss ... Forced a fumble, recovered two fumbles and returned an interception 52 yards for a touchdown ... As a junior, appeared in all 13 games and earned six starts, set a career high with 48 total tackles, ranking sixth on the team and added 5.5 tackles for loss and 5.0 sacks, setting career highs in both ... Appeared in all 13 contests as a true freshman, seeing playing time on special teams and as a back-up linebacker.

PERSONAL

- A local product out of Starkville High School who helped lead the Yellowjackets to the 2015 Class 6A state title.
- Collected 83 tackles, including nine tackles for loss as a senior.
- As a junior in 2015, earned second-team All-State honors after tallying 84 tackles, 17 tackles for loss, nine pass breakups, 6.0 sacks, four interceptions and two forced fumbles.
- Also played quarterback at times, including rushing for 325 yards and five scores in a win over Warren Central in October.
- 2016 Clarion-Ledger Dandy Dozen and one of 15 semifinalists for the high school Butkus Award.
- Invited and played in the 2017 U.S. Army All-American Bowl, recording one tackle for the East squad.
- Became the first Starkville High player to rush for over 300 yards in a game since 1994.
- Scored nine touchdowns in the final two weeks of the season.
- Finished with seven tackles and two pass breakups in the Mississippi-Alabama All-Star Game in December.
- Hometown: Starkville, Miss.

WILLIE GAY'S NFL REGULAR SEASON DEFENSIVE STATISTICS

| DATE | TEAM | GP | GS | TACKLES | | | | | | INTERCEPTIONS | | | | | O. FUMB | | | | ST | | | MISC | | | | | |
|-------------------|--------|-----------|-----------|------------|------------|-----------|-----------|-----------|------------|---------------|----------|----------|-----------|------------|----------|-----------|----------|----------|----------|----------|----------|----------|----------|----------|----------|----------|----------|
| | | | | TK | S | A | TFL | YDS | SK | YDS | QBH | NO | YDS | LG | TD | PD | FF | FR | TD | YDS | TK | S | A | FF | FR | S | A |
| 2020 | Chiefs | 16 | 8 | 37 | 27 | 10 | 3 | 9 | 1.0 | 1.0 | 1 | 0 | 0 | 0 | 0 | 3 | 1 | 0 | 0 | 0 | 2 | 2 | 0 | 0 | 0 | 0 | 0 |
| 2021 | Chiefs | 12 | 11 | 48 | 26 | 22 | 1 | 0 | 0.5 | 3.5 | 1 | 2 | 14 | 13 | 0 | 4 | 0 | 0 | 0 | 0 | 0 | 0 | 0 | 0 | 0 | 0 | 0 |
| 2022 | Chiefs | 13 | 13 | 88 | 51 | 37 | 9 | 24 | 2.5 | 8.0 | 4 | 1 | 47 | 47t | 1 | 8 | 0 | 1 | 0 | 0 | 0 | 0 | 0 | 0 | 0 | 0 | 0 |
| NFL TOTALS | | 41 | 32 | 173 | 104 | 69 | 13 | 33 | 4.0 | 12.5 | 6 | 3 | 61 | 47T | 1 | 15 | 1 | 1 | 0 | 0 | 2 | 2 | 0 | 0 | 0 | 0 | 0 |

WILLIE GAY'S NFL POSTSEASON DEFENSIVE STATISTICS

| DATE | TEAM | GP | GS | TACKLES | | | | | | | INTERCEPTIONS | | | | | O. FUMB | | | | ST | | | | MISC | | |
|-------------------|--------|----------|----------|-----------|-----------|----------|----------|----------|------------|------------|---------------|----------|----------|----------|----------|----------|----------|----------|----------|----------|----------|----------|----------|----------|----------|---|
| | | | | TK | S | A | TFL | YDS | SK | YDS | QBH | NO | YDS | LG | TD | PD | FF | FR | TD | YDS | TK | S | A | FF | FR | S |
| 2020 | Chiefs | 0 | 0 | 0 | 0 | 0 | 0 | 0 | 0.0 | 0.0 | 0 | 0 | 0 | 0 | 0 | 0 | 0 | 0 | 0 | 0 | 0 | 0 | 0 | 0 | 0 | 0 |
| 2021 | Chiefs | 3 | 3 | 11 | 7 | 4 | 1 | 2 | 0.0 | 0.0 | 1 | 0 | 0 | 0 | 0 | 2 | 1 | 0 | 0 | 0 | 0 | 0 | 0 | 0 | 0 | |
| 2022 | Chiefs | 3 | 3 | 9 | 6 | 3 | 2 | 2 | 0.5 | 3.0 | 1 | 0 | 0 | 0 | 0 | 0 | 0 | 0 | 0 | 0 | 0 | 0 | 0 | 0 | 0 | |
| NFL TOTALS | | 6 | 6 | 20 | 13 | 7 | 3 | 4 | 0.5 | 3.0 | 2 | 0 | 0 | 0 | 0 | 2 | 1 | 0 | 0 | 0 | 0 | 0 | 0 | 0 | 0 | |

SINGLE-GAME HIGHS: DEFENSIVE

| | | | |
|------------------------|-------------------------------------------------------------------------------------------------------------------------------------------------------------------------------------------|----------------------------------|------------------------------------------------------------------------------------------------------------------------------------------------------|
| Total Tackles | 11 at L.A. Chargers, Nov 20, 2022 11 vs. L.A. Chargers, Sep 15, 2022 9 vs. Seattle, Dec 24, 2022 9 vs. N.Y. Giants, Nov 01, 2021 ...1 more at 9. | Fumble Recoveries | 1 at Houston, Dec 18, 2022 |
| Solo Tackles | 7 at L.A. Chargers, Nov 20, 2022 7 vs. Atlanta, Dec 27, 2020 6 vs. Jacksonville, Nov 13, 2022 6 vs. L.A. Chargers, Sep 15, 2022 5 vs. Denver, Jan 01, 2023 ...3 more at 5. | Tackles For Loss | 2 at L.A. Chargers, Nov 20, 2022 2 vs. L.A. Chargers, Sep 15, 2022 1 vs. Seattle, Dec 24, 2022 1 at Denver, Dec 11, 2022 ...7 more at 1. |
| Sacks | 1.0 at L.A. Chargers, Nov 20, 2022 1.0 vs. Jacksonville, Nov 13, 2022 1.0 vs. Las Vegas, Oct 11, 2020 0.5 at San Francisco, Oct 23, 2022 ...1 more at 0.5. | Interceptions | 1 at Denver, Dec 11, 2022 1 vs. N.Y. Giants, Nov 01, 2021 1 at Tennessee, Oct 24, 2021 |
| Passes Defensed | 2 vs. Seattle, Dec 24, 2022 2 vs. L.A. Chargers, Sep 15, 2022 2 at Denver, Oct 25, 2020 1 at Las Vegas, Jan 07, 2023 ...8 more at 1. | Interception Return Yards | 13 vs. N.Y. Giants, Nov 01, 2021 1 at Tennessee, Oct 24, 2021 |
| Forced Fumbles | 1 vs. Atlanta, Dec 27, 2020 | Special Teams Tackles | 1 at Tampa Bay, Nov 29, 2020 1 vs. Houston, Sep 10, 2020 |

SINGLE-GAME HIGHS - POSTSEASON: DEFENSIVE

| | | | |
|------------------------|----------------------------------------------------------------------------------------------------------------------------------------------------------------------|-------------------------|-------------------------------------------------------------------|
| Total Tackles | 8 at Philadelphia, Feb 12, 2023 5 vs. Cincinnati, Jan 30, 2022 4 vs. Buffalo, Jan 23, 2022 2 vs. Pittsburgh, Jan 16, 2022 1 vs. Cincinnati, Jan 29, 2023 | Forced Fumbles | 1 vs. Pittsburgh, Jan 16, 2022 |
| Solo Tackles | 6 at Philadelphia, Feb 12, 2023 3 vs. Cincinnati, Jan 30, 2022 2 vs. Buffalo, Jan 23, 2022 2 vs. Pittsburgh, Jan 16, 2022 | Tackles For Loss | 2 at Philadelphia, Feb 12, 2023 1 vs. Cincinnati, Jan 30, 2022 |
| Passes Defensed | 2 vs. Cincinnati, Jan 30, 2022 | | |

2020 GAME-BY-GAME REGULAR-SEASON STATISTICS (CHIEFS)

| DATE | OPPONENT | P/S | TACKLES | | | | | | | INTERCEPTIONS | | | | | O. FUMB | | | | ST | | | | MISC | | W/L | SCORE | | | | | | |
|--------------------|---------------|-------------|-----------|-----------|-----------|------------|------------|----------|----------|---------------|----------|----------|----------|----------|----------|----------|----------|----------|----------|----------|----------|----------|----------|----------|----------|----------|----------|----------|----------|----------|----------|-------------|
| | | | TK | S | A | SK | YDS | TFL | YDS | QBH | NO | YDS | LG | TD | PD | FF | FR | TD | YDS | TK | S | A | FF | FR | | | S | A | | | | |
| 09/10 | Texans | P | 0 | 0 | 0 | 0.0 | 0.0 | 0 | 0 | 0 | 0 | 0 | 0 | 0 | 0 | 0 | 0 | 0 | 0 | 1 | 1 | 0 | 0 | 0 | 0 | 0 | W | 34-20 | | | | |
| 09/20 | at Chargers | P | 1 | 0 | 1 | 0.0 | 0.0 | 0 | 0 | 0 | 0 | 0 | 0 | 0 | 0 | 0 | 0 | 0 | 0 | 0 | 0 | 0 | 0 | 0 | 0 | 0 | W | 23-20+ | | | | |
| 09/28 | at Ravens | P | 0 | 0 | 0 | 0.0 | 0.0 | 0 | 0 | 0 | 0 | 0 | 0 | 0 | 0 | 0 | 0 | 0 | 0 | 0 | 0 | 0 | 0 | 0 | 0 | 0 | W | 34-20 | | | | |
| 10/05 | Patriots | S | 2 | 1 | 1 | 0.0 | 0.0 | 0 | 0 | 0 | 0 | 0 | 0 | 0 | 0 | 0 | 0 | 0 | 0 | 0 | 0 | 0 | 0 | 0 | 0 | 0 | W | 26-10 | | | | |
| 10/11 | Raiders | S | 6 | 5 | 1 | 1.0 | 1.0 | 1 | 1 | 1 | 0 | 0 | 0 | 0 | 0 | 0 | 0 | 0 | 0 | 0 | 0 | 0 | 0 | 0 | 0 | 0 | L | 32-40 | | | | |
| 10/19 | at Bills | P | 1 | 1 | 0 | 0.0 | 0.0 | 0 | 0 | 0 | 0 | 0 | 0 | 0 | 0 | 0 | 0 | 0 | 0 | 0 | 0 | 0 | 0 | 0 | 0 | 0 | W | 26-17 | | | | |
| 10/25 | at Broncos | S | 4 | 3 | 1 | 0.0 | 0.0 | 1 | 1 | 0 | 0 | 0 | 0 | 0 | 0 | 2 | 0 | 0 | 0 | 0 | 0 | 0 | 0 | 0 | 0 | 0 | W | 43-16 | | | | |
| 11/01 | Jets | S | 1 | 1 | 0 | 0.0 | 0.0 | 0 | 0 | 0 | 0 | 0 | 0 | 0 | 0 | 0 | 0 | 0 | 0 | 0 | 0 | 0 | 0 | 0 | 0 | 0 | W | 35-9 | | | | |
| 11/08 | Panthers | P | 1 | 0 | 1 | 0.0 | 0.0 | 0 | 0 | 0 | 0 | 0 | 0 | 0 | 0 | 0 | 0 | 0 | 0 | 0 | 0 | 0 | 0 | 0 | 0 | 0 | W | 33-31 | | | | |
| 11/22 | at Raiders | P | 5 | 4 | 1 | 0.0 | 0.0 | 0 | 0 | 0 | 0 | 0 | 0 | 0 | 0 | 0 | 0 | 0 | 0 | 0 | 0 | 0 | 0 | 0 | 0 | 0 | W | 35-31 | | | | |
| 11/29 | at Buccaneers | P | 0 | 0 | 0 | 0.0 | 0.0 | 0 | 0 | 0 | 0 | 0 | 0 | 0 | 0 | 0 | 0 | 0 | 0 | 1 | 1 | 0 | 0 | 0 | 0 | 0 | W | 27-24 | | | | |
| 12/06 | Broncos | S | 2 | 1 | 1 | 0.0 | 0.0 | 0 | 0 | 0 | 0 | 0 | 0 | 0 | 0 | 0 | 0 | 0 | 0 | 0 | 0 | 0 | 0 | 0 | 0 | 0 | W | 22-16 | | | | |
| 12/13 | at Dolphins | S | 3 | 2 | 1 | 0.0 | 0.0 | 0 | 0 | 0 | 0 | 0 | 0 | 0 | 0 | 0 | 0 | 0 | 0 | 0 | 0 | 0 | 0 | 0 | 0 | 0 | W | 33-27 | | | | |
| 12/20 | at Saints | P | 1 | 1 | 0 | 0.0 | 0.0 | 0 | 0 | 0 | 0 | 0 | 0 | 0 | 0 | 1 | 0 | 0 | 0 | 0 | 0 | 0 | 0 | 0 | 0 | 0 | W | 32-29 | | | | |
| 12/27 | Falcons | S | 9 | 7 | 2 | 0.0 | 0.0 | 1 | 7 | 0 | 0 | 0 | 0 | 0 | 0 | 1 | 0 | 0 | 0 | 0 | 0 | 0 | 0 | 0 | 0 | 0 | W | 17-14 | | | | |
| 01/03 | Chargers | S | 1 | 1 | 0 | 0.0 | 0.0 | 0 | 0 | 0 | 0 | 0 | 0 | 0 | 0 | 0 | 0 | 0 | 0 | 0 | 0 | 0 | 0 | 0 | 0 | 0 | L | 21-38 | | | | |
| 2020 TOTALS | | 16-8 | 37 | 27 | 10 | 1.0 | 1.0 | 3 | 9 | 1 | 0 | 0 | 0 | 0 | 3 | 1 | 0 | 0 | 0 | 2 | 2 | 0 | 0 | 0 | 0 | 0 | 0 | 0 | 0 | 0 | 0 | 14-2 |

+ - Overtime



2021 GAME-BY-GAME REGULAR-SEASON STATISTICS (CHIEFS)

| DATE | OPPONENT | P/S | TACKLES | | | | | | | INTERCEPTIONS | | | | O. FUMB | | | | ST | | | | MISC | | W/L | SCORE | | | |
|--------------------|------------------|--------------|-----------|-----------|-----------|------------|------------|----------|----------|---------------|----------|-----------|-----------|----------|----------|----------|----------|----------|----------|----------|----------|----------|----------|----------|----------|----------|-------------|-------|
| | | | TK | S | A | SK | YDS | TFL | YDS | QBH | NO | YDS | LG | TD | PD | FF | FR | TD | YDS | TK | S | A | FF | | | FR | S | A |
| 09/12 | Browns | | | | | | | | | | | | | | | | | | | | | | | | | W | 33-29 | |
| 09/19 | at Ravens | | | | | | | | | | | | | | | | | | | | | | | | | L | 35-36 | |
| 09/26 | Chargers | | | | | | | | | | | | | | | | | | | | | | | | | L | 24-30 | |
| 10/03 | at Eagles | | | | | | | | | | | | | | | | | | | | | | | | | W | 42-30 | |
| 10/10 | Bills | P | 2 | 2 | 0 | 0.0 | 0.0 | 0 | 0 | 0 | 0 | 0 | 0 | 0 | 0 | 0 | 0 | 0 | 0 | 0 | 0 | 0 | 0 | 0 | 0 | 0 | L | 20-38 |
| 10/17 | at Football Team | S | 1 | 0 | 1 | 0.0 | 0.0 | 0 | 0 | 0 | 0 | 0 | 0 | 0 | 0 | 0 | 0 | 0 | 0 | 0 | 0 | 0 | 0 | 0 | 0 | 0 | W | 31-13 |
| 10/24 | at Titans | S | 2 | 0 | 2 | 0.0 | 0.0 | 0 | 0 | 0 | 1 | 1 | 1 | 0 | 1 | 0 | 0 | 0 | 0 | 0 | 0 | 0 | 0 | 0 | 0 | 0 | L | 3-27 |
| 11/01 | Giants | S | 9 | 5 | 4 | 0.0 | 0.0 | 0 | 0 | 0 | 1 | 13 | 13 | 0 | 1 | 0 | 0 | 0 | 0 | 0 | 0 | 0 | 0 | 0 | 0 | 0 | W | 20-17 |
| 11/07 | Packers | S | 2 | 1 | 1 | 0.0 | 0.0 | 0 | 0 | 0 | 0 | 0 | 0 | 0 | 0 | 0 | 0 | 0 | 0 | 0 | 0 | 0 | 0 | 0 | 0 | 0 | W | 13-7 |
| 11/14 | at Raiders | S | 4 | 1 | 3 | 0.0 | 0.0 | 0 | 0 | 0 | 0 | 0 | 0 | 0 | 0 | 0 | 0 | 0 | 0 | 0 | 0 | 0 | 0 | 0 | 0 | 0 | W | 41-14 |
| 11/21 | Cowboys | S | 5 | 4 | 1 | 0.0 | 0.0 | 0 | 0 | 0 | 0 | 0 | 0 | 0 | 0 | 0 | 0 | 0 | 0 | 0 | 0 | 0 | 0 | 0 | 0 | 0 | W | 19-9 |
| 12/05 | Broncos | S | 8 | 4 | 4 | 0.5 | 3.5 | 1 | 0 | 1 | 0 | 0 | 0 | 0 | 1 | 0 | 0 | 0 | 0 | 0 | 0 | 0 | 0 | 0 | 0 | 0 | W | 22-9 |
| 12/12 | Raiders | S | 5 | 3 | 2 | 0.0 | 0.0 | 0 | 0 | 0 | 0 | 0 | 0 | 0 | 0 | 0 | 0 | 0 | 0 | 0 | 0 | 0 | 0 | 0 | 0 | 0 | W | 48-9 |
| 12/16 | at Chargers | | | | | | | | | | | | | | | | | | | | | | | | | W | 34-28+ | |
| 12/26 | Steelers | S | 5 | 2 | 3 | 0.0 | 0.0 | 0 | 0 | 0 | 0 | 0 | 0 | 0 | 0 | 0 | 0 | 0 | 0 | 0 | 0 | 0 | 0 | 0 | 0 | 0 | W | 36-10 |
| 01/02 | at Bengals | S | 2 | 2 | 0 | 0.0 | 0.0 | 0 | 0 | 0 | 0 | 0 | 0 | 0 | 0 | 0 | 0 | 0 | 0 | 0 | 0 | 0 | 0 | 0 | 0 | 0 | L | 31-34 |
| 01/08 | at Broncos | S | 3 | 2 | 1 | 0.0 | 0.0 | 0 | 0 | 0 | 0 | 0 | 0 | 0 | 1 | 0 | 0 | 0 | 0 | 0 | 0 | 0 | 0 | 0 | 0 | 0 | W | 28-24 |
| 2021 TOTALS | | 12-11 | 48 | 26 | 22 | 0.5 | 3.5 | 1 | 0 | 1 | 2 | 14 | 13 | 0 | 4 | 0 | 0 | 0 | 0 | 0 | 0 | 0 | 0 | 0 | 0 | 0 | 12-5 | |

+ - Overtime

2022 GAME-BY-GAME REGULAR-SEASON STATISTICS (CHIEFS)

| DATE | OPPONENT | P/S | TACKLES | | | | | | | INTERCEPTIONS | | | | O. FUMB | | | | ST | | | | MISC | | W/L | SCORE | | | |
|--------------------|---------------|--------------|-----------|-----------|-----------|------------|------------|----------|-----------|---------------|----------|-----------|------------|----------|----------|----------|----------|----------|----------|----------|----------|----------|----------|----------|----------|-------------|-------|--------|
| | | | TK | S | A | SK | YDS | TFL | YDS | QBH | NO | YDS | LG | TD | PD | FF | FR | TD | YDS | TK | S | A | FF | | | FR | S | A |
| 09/11 | at Cardinals | S | 5 | 2 | 3 | 0.0 | 0.0 | 0 | 0 | 0 | 0 | 0 | 0 | 0 | 0 | 0 | 0 | 0 | 0 | 0 | 0 | 0 | 0 | 0 | 0 | 0 | W | 44-21 |
| 09/15 | Chargers | S | 11 | 6 | 5 | 0.0 | 0.0 | 2 | 7 | 1 | 0 | 0 | 0 | 0 | 2 | 0 | 0 | 0 | 0 | 0 | 0 | 0 | 0 | 0 | 0 | 0 | W | 27-24 |
| 09/25 | at Colts | | | | | | | | | | | | | | | | | | | | | | | | | L | 17-20 | |
| 10/02 | at Buccaneers | | | | | | | | | | | | | | | | | | | | | | | | | W | 41-31 | |
| 10/10 | Raiders | | | | | | | | | | | | | | | | | | | | | | | | | W | 30-29 | |
| 10/16 | Bills | | | | | | | | | | | | | | | | | | | | | | | | | L | 20-24 | |
| 10/23 | at 49ers | S | 8 | 4 | 4 | 0.5 | 2.0 | 0 | 0 | 1 | 0 | 0 | 0 | 0 | 0 | 0 | 0 | 0 | 0 | 0 | 0 | 0 | 0 | 0 | 0 | 0 | W | 44-23 |
| 11/06 | Titans | S | 5 | 3 | 2 | 0.0 | 0.0 | 0 | 0 | 0 | 0 | 0 | 0 | 0 | 0 | 0 | 0 | 0 | 0 | 0 | 0 | 0 | 0 | 0 | 0 | 0 | W | 20-17+ |
| 11/13 | Jaguars | S | 8 | 6 | 2 | 1.0 | 0.0 | 1 | 0 | 1 | 0 | 0 | 0 | 0 | 1 | 0 | 0 | 0 | 0 | 0 | 0 | 0 | 0 | 0 | 0 | 0 | W | 27-17 |
| 11/20 | at Chargers | S | 11 | 7 | 4 | 1.0 | 6.0 | 2 | 6 | 1 | 0 | 0 | 0 | 0 | 0 | 0 | 0 | 0 | 0 | 0 | 0 | 0 | 0 | 0 | 0 | 0 | W | 30-27 |
| 11/27 | Rams | S | 5 | 3 | 2 | 0.0 | 0.0 | 1 | 0 | 0 | 0 | 0 | 0 | 0 | 0 | 0 | 0 | 0 | 0 | 0 | 0 | 0 | 0 | 0 | 0 | 0 | W | 26-10 |
| 12/04 | at Bengals | S | 5 | 3 | 2 | 0.0 | 0.0 | 1 | 5 | 0 | 0 | 0 | 0 | 0 | 1 | 0 | 0 | 0 | 0 | 0 | 0 | 0 | 0 | 0 | 0 | 0 | L | 24-27 |
| 12/11 | at Broncos | S | 5 | 5 | 0 | 0.0 | 0.0 | 1 | 4 | 0 | 1 | 47 | 47 | 1 | 1 | 0 | 0 | 0 | 0 | 0 | 0 | 0 | 0 | 0 | 0 | 0 | W | 34-28 |
| 12/18 | at Texans | S | 4 | 2 | 2 | 0.0 | 0.0 | 0 | 0 | 0 | 0 | 0 | 0 | 0 | 0 | 1 | 0 | 0 | 0 | 0 | 0 | 0 | 0 | 0 | 0 | 0 | W | 30-24+ |
| 12/24 | Seahawks | S | 9 | 2 | 7 | 0.0 | 0.0 | 1 | 2 | 0 | 0 | 0 | 0 | 0 | 2 | 0 | 0 | 0 | 0 | 0 | 0 | 0 | 0 | 0 | 0 | 0 | W | 24-10 |
| 01/01 | Broncos | S | 7 | 5 | 2 | 0.0 | 0.0 | 0 | 0 | 0 | 0 | 0 | 0 | 0 | 0 | 0 | 0 | 0 | 0 | 0 | 0 | 0 | 0 | 0 | 0 | 0 | W | 27-24 |
| 01/07 | at Raiders | S | 5 | 3 | 2 | 0.0 | 0.0 | 0 | 0 | 0 | 0 | 0 | 0 | 0 | 1 | 0 | 0 | 0 | 0 | 0 | 0 | 0 | 0 | 0 | 0 | 0 | W | 31-13 |
| 2022 TOTALS | | 13-13 | 88 | 51 | 37 | 2.5 | 8.0 | 9 | 24 | 4 | 1 | 47 | 47T | 1 | 8 | 0 | 1 | 0 | 0 | 0 | 0 | 0 | 0 | 0 | 0 | 14-3 | | |

+ - Overtime

2020 GAME-BY-GAME POSTSEASON STATISTICS (CHIEFS)

| DATE | OPPONENT | P/S | TACKLES | | | | | | | INTERCEPTIONS | | | | O. FUMB | | | | ST | | | | MISC | | W/L | SCORE | | |
|--------------------|----------|-----|----------|----------|----------|------------|------------|----------|----------|---------------|----------|----------|----------|----------|----------|----------|----------|----------|----------|----------|----------|----------|----------|----------|----------|------------|-------|
| | | | TK | S | A | SK | YDS | TFL | YDS | QBH | NO | YDS | LG | TD | PD | FF | FR | TD | YDS | TK | S | A | FF | | | FR | S |
| 01/17 | Browns | | | | | | | | | | | | | | | | | | | | | | | | | W | 22-17 |
| 01/24 | Bills | | | | | | | | | | | | | | | | | | | | | | | | | W | 38-24 |
| 2020 TOTALS | | | 0 | 0 | 0 | 0.0 | 0.0 | 0 | 0 | 0 | 0 | 0 | 0 | 0 | 0 | 0 | 0 | 0 | 0 | 0 | 0 | 0 | 0 | 0 | 0 | 2-0 | |

2021 GAME-BY-GAME POSTSEASON STATISTICS (CHIEFS)

| DATE | OPPONENT | P/S | TACKLES | | | | | | | INTERCEPTIONS | | | | O. FUMB | | | | ST | | | | MISC | | W/L | SCORE | | | |
|--------------------|----------|------------|-----------|----------|----------|------------|------------|----------|----------|---------------|----------|----------|----------|----------|----------|----------|----------|----------|----------|----------|----------|----------|----------|----------|----------|------------|---|--------|
| | | | TK | S | A | SK | YDS | TFL | YDS | QBH | NO | YDS | LG | TD | PD | FF | FR | TD | YDS | TK | S | A | FF | | | FR | S | A |
| 01/16 | Steelers | S | 2 | 2 | 0 | 0.0 | 0.0 | 0 | 0 | 1 | 0 | 0 | 0 | 0 | 0 | 1 | 0 | 0 | 0 | 0 | 0 | 0 | 0 | 0 | 0 | 0 | W | 42-21 |
| 01/23 | Bills | S | 4 | 2 | 2 | 0.0 | 0.0 | 0 | 0 | 0 | 0 | 0 | 0 | 0 | 0 | 0 | 0 | 0 | 0 | 0 | 0 | 0 | 0 | 0 | 0 | 0 | W | 42-36+ |
| 01/30 | Bengals | S | 5 | 3 | 2 | 0.0 | 0.0 | 1 | 2 | 0 | 0 | 0 | 0 | 0 | 2 | 0 | 0 | 0 | 0 | 0 | 0 | 0 | 0 | 0 | 0 | 0 | L | 24-27+ |
| 2021 TOTALS | | 3-3 | 11 | 7 | 4 | 0.0 | 0.0 | 1 | 2 | 1 | 0 | 0 | 0 | 0 | 2 | 1 | 0 | 0 | 0 | 0 | 0 | 0 | 0 | 0 | 0 | 2-1 | | |

+ - Overtime

2022 GAME-BY-GAME POSTSEASON STATISTICS (CHIEFS)

| DATE | OPPONENT | P/S | TACKLES | | | | | | | INTERCEPTIONS | | | | O. FUMB | | | | ST | | | | MISC | | W/L | SCORE | | | |
|--------------------|-----------|------------|----------|----------|----------|------------|------------|----------|----------|---------------|----------|----------|----------|----------|----------|----------|----------|----------|----------|----------|----------|----------|----------|----------|----------|------------|---|-------|
| | | | TK | S | A | SK | YDS | TFL | YDS | QBH | NO | YDS | LG | TD | PD | FF | FR | TD | YDS | TK | S | A | FF | | | FR | S | A |
| 01/21 | Jaguars | S | 0 | 0 | 0 | 0.0 | 0.0 | 0 | 0 | 0 | 0 | 0 | 0 | 0 | 0 | 0 | 0 | 0 | 0 | 0 | 0 | 0 | 0 | 0 | 0 | 0 | W | 27-20 |
| 01/29 | Bengals | S | 1 | 0 | 1 | 0.5 | 3.0 | 0 | 0 | 1 | 0 | 0 | 0 | 0 | 0 | 0 | 0 | 0 | 0 | 0 | 0 | 0 | 0 | 0 | 0 | 0 | W | 23-20 |
| 02/12 | at Eagles | S | 8 | 6 | 2 | 0.0 | 0.0 | 2 | 2 | 0 | 0 | 0 | 0 | 0 | 0 | 0 | 0 | 0 | 0 | 0 | 0 | 0 | 0 | 0 | 0 | 0 | W | 38-35 |
| 2022 TOTALS | | 3-3 | 9 | 6 | 3 | 0.5 | 3.0 | 2 | 2 | 1 | 0 | 0 | 0 | 0 | 0 | 0 | 0 | 0 | 0 | 0 | 0 | 0 | 0 | 0 | 0 | 3-0 | | |





JASON GODRICK

OFFENSIVE TACKLE #72



ROOKIE

HEIGHT: 6'5"
WEIGHT: 295 LBS
DRAFTED: CFA-23
BIRTHDAY: 10/11/00

- 👁️ Rookie offensive tackle enters his first season with the Chiefs in 2023.
- 👁️ Originally entered the NFL as a designated IPP player with the Kansas City Chiefs in 2023.

Transactions:

Originally entered the NFL as a designated IPP player with the Kansas City Chiefs in 2023.

PERSONAL

- 👁️ Was primarily a basketball player.
- 👁️ One of eight IPP players in 2023 to earn a chance on an NFL roster.



NOAH GRAY



TIGHT END #83

DUKE

3RD YEAR IN THE NFL

3RD YEAR WITH THE CHIEFS

HEIGHT: 6'3"
WEIGHT: 240 LBS
DRAFTED: D5A-21
BIRTHDAY: 4/30/99

- ▶ Third-year tight end enters his third season with the Chiefs in 2023.
- ▶ Originally entered the NFL as a fifth-round pick (162nd overall) by the Chiefs in the 2021 NFL Draft.

Transactions:

Originally entered the NFL as a fifth-round pick (162nd overall) by the Kansas City Chiefs in the 2021 NFL Draft.

COLLEGE

Missed only one game during his tenure at Duke (48 career games with 21 starts) ... Had 105 receptions for 948 yards (9.03 avg.) and eight touchdowns ... 2019 second-team All-America pick by *The Walter Camp Football Foundation* ... 2019 second-team All-ACC choice ... Two-time Academic All-ACC selection ... Represented Duke at the 2021 Reese's Senior Bowl ... Owned 26 games with two or more receptions, including a career-high seven catches at Wake Forest in 2019 ... Caught four or more passes in 12 contests ... Reached 20+ receiving yards in 21 games with a career-high 76 yards coming at Wake Forest in 2019 ... Broke Duke's all-time career receptions mark by a tight end in 2020 ... Finished fourth in program history for most career touchdown receptions by a tight end ... Concluded career having caught one or more receptions in 26 consecutive games ... Played 1,890 career snaps.

PERSONAL

- ▶ Played at Leominster Senior High School.
- ▶ As a senior, caught 30 passes for 619 yards and eight touchdowns to earn all-state honors from the *Massachusetts High School Football Coaches Association*.
- ▶ Also received All-State recognition from *Inside the Huddle Massachusetts*.
- ▶ Named to the *USA Today* American Family Insurance All-USA Massachusetts team.
- ▶ Prior to senior campaign, earned Offensive MVP honors at the New York vs. New England 7-on-7 All-Star Challenge.
- ▶ In his junior season, rushed for 437 yards and seven touchdowns while passing for 1,707 yards and 21 touchdowns to help squad to an 8-3 mark and berth in the *Massachusetts Interscholastic Athletic Association* playoffs.
- ▶ Two-time All-Star selection by the *Worcester Telegram*.
- ▶ Also played basketball.
- ▶ Hometown: Leominster, Mass.

NOAH GRAY'S NFL REGULAR SEASON RUSHING/RECEIVING STATISTICS

| DATE | TEAM | GP | GS | RECEIVING | | | | | RUSHING | | | | |
|-------------------|--------|-----------|----------|-----------|------------|------------|-----------|----------|----------|----------|------------|-----------|----------|
| | | | | NO. | YDS. | AVG. | LG | TD | NO. | YDS. | AVG. | LG | TD |
| 2021 | Chiefs | 16 | 1 | 7 | 36 | 5.1 | 8 | 1 | 0 | 0 | 0.0 | 0 | 0 |
| 2022 | Chiefs | 17 | 8 | 28 | 299 | 10.7 | 27 | 1 | 1 | 1 | 1.0 | 1t | 1 |
| NFL TOTALS | | 33 | 9 | 35 | 335 | 9.6 | 27 | 2 | 1 | 1 | 1.0 | 1T | 1 |

NOAH GRAY'S NFL POSTSEASON RUSHING/RECEIVING STATISTICS

| DATE | TEAM | GP | GS | RECEIVING | | | | | RUSHING | | | | |
|-------------------|--------|----------|----------|-----------|-----------|-------------|-----------|----------|----------|----------|------------|----------|----------|
| | | | | NO. | YDS. | AVG. | LG | TD | NO. | YDS. | AVG. | LG | TD |
| 2021 | Chiefs | 3 | 0 | 2 | 14 | 7.0 | 8 | 0 | 0 | 0 | 0.0 | 0 | 0 |
| 2022 | Chiefs | 3 | 3 | 3 | 37 | 12.3 | 27 | 0 | 1 | 0 | 0.0 | 0 | 0 |
| NFL TOTALS | | 6 | 3 | 5 | 51 | 10.2 | 27 | 0 | 1 | 0 | 0.0 | 0 | 0 |



NOAH GRAY'S NFL REGULAR SEASON RETURN STATISTICS

| DATE | TEAM | KICKOFF RETURNS | | | | | PUNT RETURNS | | | | | |
|-------------------|--------|-----------------|----------|------------|----------|----------|--------------|----------|----------|------------|----------|----------|
| | | RET. | YDS. | AVG. | LG | TD | NO. | FC | YDS. | AVG. | LG | TD |
| 2021 | Chiefs | 0 | 0 | 0.0 | 0 | 0 | 0 | 0 | 0 | 0.0 | 0 | 0 |
| 2022 | Chiefs | 0 | 0 | 0.0 | 0 | 0 | 0 | 0 | 0 | 0.0 | 0 | 0 |
| NFL TOTALS | | 0 | 0 | 0.0 | 0 | 0 | 0 | 0 | 0 | 0.0 | 0 | 0 |

NOAH GRAY'S NFL POSTSEASON RETURN STATISTICS

| DATE | TEAM | KICKOFF RETURNS | | | | | PUNT RETURNS | | | | | |
|-------------------|--------|-----------------|----------|------------|----------|----------|--------------|----------|----------|------------|----------|----------|
| | | RET. | YDS. | AVG. | LG | TD | NO. | FC | YDS. | AVG. | LG | TD |
| 2021 | Chiefs | 0 | 0 | 0.0 | 0 | 0 | 0 | 0 | 0 | 0.0 | 0 | 0 |
| 2022 | Chiefs | 0 | 0 | 0.0 | 0 | 0 | 0 | 0 | 0 | 0.0 | 0 | 0 |
| NFL TOTALS | | 0 | 0 | 0.0 | 0 | 0 | 0 | 0 | 0 | 0.0 | 0 | 0 |

SINGLE-GAME HIGHS: RUSHING/RECEIVING

| | | | |
|---------------------------|-----------------------------------|------------------------------|-----------------------------------|
| Longest Runs | 1t at Tampa Bay, Oct 02, 2022 | Receiving TDs | 1 vs. Jacksonville, Nov 13, 2022 |
| Receptions | 3 at Houston, Dec 18, 2022 | All-Purpose Yards | 1 at Las Vegas, Nov 14, 2021 |
| | 3 at Denver, Dec 11, 2022 | | 45 at Denver, Dec 11, 2022 |
| | 3 vs. Tennessee, Nov 06, 2022 | | 45 vs. Tennessee, Nov 06, 2022 |
| | ...1 more at 3. | | 31 at Houston, Dec 18, 2022 |
| Receiving Yards | 45 at Denver, Dec 11, 2022 | Special Teams Tackles | 26 at Indianapolis, Sep 25, 2022 |
| | 45 vs. Tennessee, Nov 06, 2022 | | 20 vs. Jacksonville, Nov 13, 2022 |
| | 31 at Houston, Dec 18, 2022 | Most TDs | 1 at Cincinnati, Jan 02, 2022 |
| | 26 at Indianapolis, Sep 25, 2022 | | 1 vs. L.A. Chargers, Sep 26, 2021 |
| Receiving Average | 20 vs. Jacksonville, Nov 13, 2022 | | 1 vs. Jacksonville, Nov 13, 2022 |
| | 15.0 at Denver, Dec 11, 2022 | | 1 at Tampa Bay, Oct 02, 2022 |
| | 15.0 vs. Tennessee, Nov 06, 2022 | | 1 at Las Vegas, Nov 14, 2021 |
| | 10.3 at Houston, Dec 18, 2022 | | |
| | 4.3 vs. Buffalo, Oct 16, 2022 | | |
| Longest Receptions | 27 vs. Tennessee, Nov 06, 2022 | | |
| | 26 at Indianapolis, Sep 25, 2022 | | |
| | 25 at Denver, Dec 11, 2022 | | |
| | 17 at Denver, Dec 11, 2022 | | |
| | 15 at Cincinnati, Dec 04, 2022 | | |

SINGLE-GAME HIGHS - POSTSEASON: RECEIVING

| | | | |
|---------------------------|-----------------------------------|------------------------------|-----------------------------------|
| Receptions | 2 vs. Buffalo, Jan 23, 2022 | All-Purpose Yards | 27 vs. Jacksonville, Jan 21, 2023 |
| | 1 vs. Jacksonville, Jan 21, 2023 | | 14 vs. Buffalo, Jan 23, 2022 |
| Receiving Yards | 27 vs. Jacksonville, Jan 21, 2023 | Special Teams Tackles | 2 vs. Jacksonville, Jan 21, 2023 |
| | 14 vs. Buffalo, Jan 23, 2022 | | 2 vs. Pittsburgh, Jan 16, 2022 |
| Longest Receptions | 27 vs. Jacksonville, Jan 21, 2023 | | |
| | 8 vs. Buffalo, Jan 23, 2022 | | |
| | 6 at Philadelphia, Feb 12, 2023 | | |
| | 6 vs. Buffalo, Jan 23, 2022 | | |
| | 4 vs. Cincinnati, Jan 29, 2023 | | |

2021 GAME-BY-GAME REGULAR-SEASON STATISTICS (CHIEFS)

| DATE | OPPONENT | P/S | RECEIVING | | | | | RUSHING | | | | | W/L | SCORE |
|--------------------|------------------|-------------|-----------|-----------|------------|----------|----------|----------|----------|------------|----------|----------|-------------|--------|
| | | | NO. | YDS. | AVG. | LG | TD | NO. | YDS. | AVG. | LG | TD | | |
| 09/12 | Browns | P | 0 | 0 | 0.0 | 0 | 0 | 0 | 0 | 0.0 | 0 | 0 | W | 33-29 |
| 09/19 | at Ravens | P | 0 | 0 | 0.0 | 0 | 0 | 0 | 0 | 0.0 | 0 | 0 | L | 35-36 |
| 09/26 | Chargers | P | 1 | 5 | 5.0 | 5 | 0 | 0 | 0 | 0.0 | 0 | 0 | L | 24-30 |
| 10/03 | at Eagles | P | 0 | 0 | 0.0 | 0 | 0 | 0 | 0 | 0.0 | 0 | 0 | W | 42-30 |
| 10/10 | Bills | | | | | | | INACTIVE | | | | | L | 20-38 |
| 10/17 | at Football Team | P | 0 | 0 | 0.0 | 0 | 0 | 0 | 0 | 0.0 | 0 | 0 | W | 31-13 |
| 10/24 | at Titans | P | 1 | 4 | 4.0 | 4 | 0 | 0 | 0 | 0.0 | 0 | 0 | L | 3-27 |
| 11/01 | Giants | P | 0 | 0 | 0.0 | 0 | 0 | 0 | 0 | 0.0 | 0 | 0 | W | 20-17 |
| 11/07 | Packers | P | 0 | 0 | 0.0 | 0 | 0 | 0 | 0 | 0.0 | 0 | 0 | W | 13-7 |
| 11/14 | at Raiders | P | 1 | 1 | 1.0 | 1t | 1 | 0 | 0 | 0.0 | 0 | 0 | W | 41-14 |
| 11/21 | Cowboys | P | 1 | 8 | 8.0 | 8 | 0 | 0 | 0 | 0.0 | 0 | 0 | W | 19-9 |
| 12/05 | Broncos | P | 0 | 0 | 0.0 | 0 | 0 | 0 | 0 | 0.0 | 0 | 0 | W | 22-9 |
| 12/12 | Raiders | P | 0 | 0 | 0.0 | 0 | 0 | 0 | 0 | 0.0 | 0 | 0 | W | 48-9 |
| 12/16 | at Chargers | P | 0 | 0 | 0.0 | 0 | 0 | 0 | 0 | 0.0 | 0 | 0 | W | 34-28+ |
| 12/26 | Steelers | S | 2 | 12 | 6.0 | 7 | 0 | 0 | 0 | 0.0 | 0 | 0 | W | 36-10 |
| 01/02 | at Bengals | P | 1 | 6 | 6.0 | 6 | 0 | 0 | 0 | 0.0 | 0 | 0 | L | 31-34 |
| 01/08 | at Broncos | P | 0 | 0 | 0.0 | 0 | 0 | 0 | 0 | 0.0 | 0 | 0 | W | 28-24 |
| 2021 TOTALS | | 16-1 | 7 | 36 | 5.1 | 8 | 1 | 0 | 0 | 0.0 | 0 | 0 | 12-5 | |

+ - Overtime

2022 GAME-BY-GAME REGULAR-SEASON STATISTICS (CHIEFS)

| DATE | OPPONENT | P/S | RECEIVING | | | | | RUSHING | | | | | W/L | SCORE |
|--------------------|---------------|-------------|-----------|------------|-------------|-----------|----------|----------|----------|------------|-----------|----------|-------------|--------|
| | | | NO. | YDS. | AVG. | LG | TD | NO. | YDS. | AVG. | LG | TD | | |
| 09/11 | at Cardinals | P | 1 | 10 | 10.0 | 10 | 0 | 0 | 0 | 0.0 | 0 | 0 | W | 44-21 |
| 09/15 | Chargers | P | 2 | 12 | 6.0 | 11 | 0 | 0 | 0 | 0.0 | 0 | 0 | W | 27-24 |
| 09/25 | at Colts | P | 1 | 26 | 26.0 | 26 | 0 | 0 | 0 | 0.0 | 0 | 0 | L | 17-20 |
| 10/02 | at Buccaneers | P | 0 | 0 | 0.0 | 0 | 0 | 1 | 1 | 1.0 | 1t | 1 | W | 41-31 |
| 10/10 | Raiders | P | 1 | 7 | 7.0 | 7 | 0 | 0 | 0 | 0.0 | 0 | 0 | W | 30-29 |
| 10/16 | Bills | S | 3 | 13 | 4.3 | 7 | 0 | 0 | 0 | 0.0 | 0 | 0 | L | 20-24 |
| 10/23 | at 49ers | S | 1 | 10 | 10.0 | 10 | 0 | 0 | 0 | 0.0 | 0 | 0 | W | 44-23 |
| 11/06 | Titans | S | 3 | 45 | 15.0 | 27 | 0 | 0 | 0 | 0.0 | 0 | 0 | W | 20-17+ |
| 11/13 | Jaguars | S | 2 | 20 | 10.0 | 13t | 1 | 0 | 0 | 0.0 | 0 | 0 | W | 27-17 |
| 11/20 | at Chargers | S | 2 | 15 | 7.5 | 12 | 0 | 0 | 0 | 0.0 | 0 | 0 | W | 30-27 |
| 11/27 | Rams | S | 2 | 16 | 8.0 | 9 | 0 | 0 | 0 | 0.0 | 0 | 0 | W | 26-10 |
| 12/04 | at Bengals | P | 1 | 15 | 15.0 | 15 | 0 | 0 | 0 | 0.0 | 0 | 0 | L | 24-27 |
| 12/11 | at Broncos | P | 3 | 45 | 15.0 | 25 | 0 | 0 | 0 | 0.0 | 0 | 0 | W | 34-28 |
| 12/18 | at Texans | S | 3 | 31 | 10.3 | 13 | 0 | 0 | 0 | 0.0 | 0 | 0 | W | 30-24+ |
| 12/24 | Seahawks | S | 1 | 8 | 8.0 | 8 | 0 | 0 | 0 | 0.0 | 0 | 0 | W | 24-10 |
| 01/01 | Broncos | P | 1 | 12 | 12.0 | 12 | 0 | 0 | 0 | 0.0 | 0 | 0 | W | 27-24 |
| 01/07 | at Raiders | P | 1 | 14 | 14.0 | 14 | 0 | 0 | 0 | 0.0 | 0 | 0 | W | 31-13 |
| 2022 TOTALS | | 17-8 | 28 | 299 | 10.7 | 27 | 1 | 1 | 1 | 1.0 | 1T | 1 | 14-3 | |

+ - Overtime

2021 GAME-BY-GAME POSTSEASON STATISTICS (CHIEFS)

| DATE | OPPONENT | P/S | RECEIVING | | | | | RUSHING | | | | | W/L | SCORE |
|--------------------|----------|------------|-----------|-----------|------------|----------|----------|----------|----------|------------|----------|----------|------------|--------|
| | | | NO. | YDS. | AVG. | LG | TD | NO. | YDS. | AVG. | LG | TD | | |
| 01/16 | Steelers | P | 0 | 0 | 0.0 | 0 | 0 | 0 | 0 | 0.0 | 0 | 0 | W | 42-21 |
| 01/23 | Bills | P | 2 | 14 | 7.0 | 8 | 0 | 0 | 0 | 0.0 | 0 | 0 | W | 42-36+ |
| 01/30 | Bengals | P | 0 | 0 | 0.0 | 0 | 0 | 0 | 0 | 0.0 | 0 | 0 | L | 24-27+ |
| 2021 TOTALS | | 3-0 | 2 | 14 | 7.0 | 8 | 0 | 0 | 0 | 0.0 | 0 | 0 | 2-1 | |

+ - Overtime

2022 GAME-BY-GAME POSTSEASON STATISTICS (CHIEFS)


| DATE | OPPONENT | P/S | RECEIVING | | | | | RUSHING | | | | | W/L | SCORE |
|--------------------|-----------|------------|-----------|-----------|-------------|-----------|----------|----------|----------|------------|----------|----------|------------|-------|
| | | | NO. | YDS. | AVG. | LG | TD | NO. | YDS. | AVG. | LG | TD | | |
| 01/21 | Jaguars | S | 1 | 27 | 27.0 | 27 | 0 | 1 | 0 | 0.0 | 0 | 0 | W | 27-20 |
| 01/29 | Bengals | S | 1 | 4 | 4.0 | 4 | 0 | 0 | 0 | 0.0 | 0 | 0 | W | 23-20 |
| 02/12 | at Eagles | S | 1 | 6 | 6.0 | 6 | 0 | 0 | 0 | 0.0 | 0 | 0 | W | 38-35 |
| 2022 TOTALS | | 3-3 | 3 | 37 | 12.3 | 27 | 0 | 1 | 0 | 0.0 | 0 | 0 | 3-0 | |

+ - Overtime



SEBASTIAN GUTIERREZ

TACKLE #60
MINOT STATE



1ST YEAR IN THE NFL

1ST YEAR WITH THE CHIEFS

HEIGHT: 6'5"
WEIGHT: 308 LBS
DRAFTED: FA-23
BIRTHDAY: 7/6/98

- First-year tackle enters his first season with the Chiefs in 2023.
- Originally entered the NFL as an undrafted free agent with the Denver Broncos in 2022.

Signed with Kansas City (5/9/23) ... Released by Las Vegas (5/1/23) ... Signed with Las Vegas (1/9/23) ... Signed with Las Vegas' practice squad (1/2/23) ... Signed with Las Vegas' practice squad (10/25/22) ... Released by Las Vegas (10/11/22) ... Signed with Las Vegas' practice squad (10/5/22) ... Released by Denver (8/29/22) ... Originally entered the NFL as an undrafted free agent with the Denver Broncos in 2022.

Transactions:

COLLEGE

Played four years at Minot State (2017-19, 2021), a Division II school in Minot, North Dakota, appearing in 40 total games (35 starts) ... Played tight end in 2017 before transitioning to the offensive line in 2018 ... Started 33 games as an offensive lineman (2018-19, '21) and two contests as a tight end in 2017 ... Started in all 11 games played in 2021, earning second team All-Northern Sun Intercollegiate Conference honors ... Selected to the American Football Coaches Association (AFCA) second team and was named to d2football.com's Elite 100 Team following his redshirt senior campaign ... 2020 season was canceled due to the COVID-19 pandemic ... Started in all 11 games played in 2019, helping the offense rush for 159.1 yards per game with 12 touchdowns while passing for 3,301 yards with 25 scores ... Started in all 11 games as a sophomore in 2018 ... Appeared in nine games (2 starts) as a tight end in 2017 and caught five passes for 32 yards (6.4 avg.) as a redshirt freshman.

PERSONAL

- Was a multi-sport athlete at Pasco High School in his hometown of Pasco, Washington.
- Played football, basketball, golf, track and field and baseball in high school.

SEBASTIAN GUTIERREZ'S NFL REGULAR SEASON STATISTICS

| DATE | TEAM | GP | GS |
|-----------------------------------------------|---------|----------|----------|
| 2022 | Broncos | 0 | 0 |
| 2022 | Raiders | 1 | 0 |
| 2022 | TOTAL | 1 | 0 |
| Went from Denver to Las Vegas . | | | |
| NFL TOTALS | | 1 | 0 |

2022 GAME-BY-GAME REGULAR-SEASON STATISTICS (RAIDERS)


| DATE | OPPONENT | P/S | W/L | SCORE |
|--------------------|-------------|------------|------------|--------|
| 11/06 | at Jaguars | | L | 20-27 |
| 11/13 | Colts | | L | 20-25 |
| 11/20 | at Broncos | | W | 22-16+ |
| 11/27 | at Seahawks | | W | 40-34+ |
| 12/04 | Chargers | | W | 27-20 |
| 12/08 | at Rams | | L | 16-17 |
| 12/18 | Patriots | | W | 30-24 |
| 12/24 | at Steelers | | L | 10-13 |
| 01/01 | 49ers | | L | 34-37+ |
| 2022 TOTALS | | 0-0 | 4-5 | |

+ - Overtime



KAHLEF HAILASSIE

CORNERBACK #12
WESTERN KENTUCKY



ROOKIE

HEIGHT: 6'1"
WEIGHT: 194 LBS
DRAFTED: CFA-23
BIRTHDAY: 11/9/00

📌 Rookie cornerback enters his first season with the Chiefs in 2023.

📌 Originally entered the NFL as an undrafted free agent with the Kansas City Chiefs in 2023.

Transactions:

Originally entered the NFL as an undrafted free agent with the Kansas City Chiefs in 2023.

COLLEGE

Played in all 13 games as a freshman for Oregon in 2018, primarily at cornerback and on the punt return unit ... Transferred to Independence CC and was on the Pirates' roster prior to signing with the Hilltoppers ... Played 23 games for Western Kentucky (2021-22) ... Recorded 108 tackles, 11.0 tackles for loss (-37.0 yards), 3.0 sacks (-16.0 yards), three interceptions returned for a combined 25 yards, 16 passes defensed, two forced fumbles and one fumble recovery ... Received the following awards and honors: All-Conference USA second-team (2022), Conference USA Defensive Player of the Week (10/24/22) and Conference USA honorable mention (2021).

PERSONAL

- 📌 Was a consensus three-star by ESPN.com, Rivals and 247Sports.
- 📌 Rated the No. 81 cornerback in the class by ESPN.com and was a top 100 cornerback by the 247Sports composite rating.
- 📌 Participated in Nike's The Opening Regional in Oakland.
- 📌 Totaled 1,262 all-purpose yards over 18 games his two seasons at Cosumnes Oaks High School.
- 📌 Averaged 23.8 yards per catch as a wide receiver in 2017.
- 📌 Scored a touchdown three different ways as a junior in 2016; scored 10 touchdowns with seven through the air, two on punt returns and another on a scoop-and-score.
- 📌 Also had 31 receptions for 614 yards with 64 tackles and one interception on defense.
- 📌 Originally chose Oregon over Colorado, Florida Atlantic, Fresno State, Hawaii, Howard, Nevada, New Mexico State, San Jose State, UNLV, UTEP, Washington State, Wyoming and Utah State.





ANDERSON HARDY

CENTER #68
APPALACHIAN STATE



ROOKIE

HEIGHT: 6'6"
WEIGHT: 301 LBS
DRAFTED: CFA-23
BIRTHDAY: 2/3/00

- 📺 Rookie center enters his first season with the Chiefs in 2023.
- 📺 Originally entered the NFL as an undrafted free agent with the Kansas City Chiefs in 2023.

Transactions:

Originally entered the NFL as an undrafted free agent with the Kansas City Chiefs in 2023.

COLLEGE

Played in 44 career games and made 29 career starts, including 28 in a row to end his career at Appalachian State ... All-Sun Belt first team in 2022 ... Invited to the Hula Bowl.

PERSONAL


- 📺 Cap-7 Conference all-league performer as a senior tackle.
- 📺 Helped pave the way for three consecutive 1,200-yard backs at Sanderson, which had records of 9-4 in 2016 and 9-4 in 2017 to post the best two-year run in the history of a school that opened in 1968 (only other nine-win season occurred in 1998).
- 📺 Program won its second and third playoff games in school history while hosting postseason games for the first time in 2016 and 2017.
- 📺 Played for coach Ben Kolstad.
- 📺 Rated a two-star prospect by 247Sports.
- 📺 Son of Shanna and David Hardy.
- 📺 Has one sibling: Alex.
- 📺 Majored in business at App State.



MALIK HERRING

DEFENSIVE END #94

GEORGIA



3RD YEAR IN THE NFL

3RD YEAR WITH THE CHIEFS

HEIGHT: 6'3"
WEIGHT: 275 LBS
DRAFTED: CFA-21
BIRTHDAY: 11/9/97

Third-year defensive end enters his third season with the Chiefs in 2023.

Originally entered the NFL as an undrafted free agent with the Kansas City Chiefs in 2021.

Transactions:

Originally entered the NFL as an undrafted free agent with the Kansas City Chiefs in 2021.

COLLEGE

Appeared in 52 games (17 starts) totaling 76 tackles (38 solo), 13.0 tackles for loss, 4.0 sacks, four passes defended and one forced fumble ... In 2020, started at end in eight of 10 games finishing with 20 tackles and 24 total QB pressures on the season, second best among all defenders ... In 2019, played in 13-of-14 games, starting in nine finishing with 26 total stops and 18 QB pressures, third-best among all defenders.

PERSONAL

- Attended Mary Persons High School.
- Selected to the Atlanta Journal-Constitution 2016 Georgia's Super 11 team and Class 4A All-State team.
- Georgia Sports Writers Association Class AAAA All-State team.
- Aided the Mary Persons Bulldogs to the semifinals of the 2016 GHSA Class AAAA playoffs.
- Touchdown Club of Atlanta Metro Atlanta All-Star Team.
- Appeared in 13 games his senior year, totaling 81 total tackles, 27 tackles for loss, 9.0 sacks and caused two fumbles.
- Also added two touchdowns on three receptions his senior year.
- Hometown: Forsyth, Ga.

MALIK HERRING'S NFL REGULAR SEASON DEFENSIVE STATISTICS

| DATE | TEAM | GP | GS | TACKLES | | | | | | | INTERCEPTIONS | | | | | O. FUMB | | | | | ST | | | MISC | | | | |
|-------------------|--------|----------|----------|----------|----------|----------|----------|----------|------------|------------|---------------|----------|----------|----------|----------|----------|----------|----------|----------|----------|----------|----------|----------|----------|----------|----------|----------|----------|
| | | | | TK | S | A | TFL | YDS | SK | YDS | QBH | NO | YDS | LG | TD | PD | FF | FR | TD | YDS | TK | S | A | FF | FR | S | A | |
| 2021 | Chiefs | 0 | 0 | 0 | 0 | 0 | 0 | 0 | 0 | 0.0 | 0.0 | 0 | 0 | 0 | 0 | 0 | 0 | 0 | 0 | 0 | 0 | 0 | 0 | 0 | 0 | 0 | 0 | 0 |
| 2022 | Chiefs | 7 | 0 | 6 | 1 | 5 | 0 | 0 | 0.0 | 0.0 | 0 | 0 | 0 | 0 | 0 | 0 | 0 | 0 | 1 | 0 | 0 | 0 | 0 | 0 | 0 | 0 | 0 | 0 |
| NFL TOTALS | | 7 | 0 | 6 | 1 | 5 | 0 | 0 | 0.0 | 0.0 | 0 | 0 | 0 | 0 | 0 | 0 | 0 | 0 | 1 | 0 | 0 | 0 | 0 | 0 | 0 | 0 | 0 | 0 |

MALIK HERRING'S NFL POSTSEASON DEFENSIVE STATISTICS

| DATE | TEAM | GP | GS | TACKLES | | | | | | | INTERCEPTIONS | | | | | O. FUMB | | | | | ST | | | MISC | | | | |
|-------------------|--------|----------|----------|----------|----------|----------|----------|----------|------------|------------|---------------|----------|----------|----------|----------|----------|----------|----------|----------|----------|----------|----------|----------|----------|----------|----------|----------|----------|
| | | | | TK | S | A | TFL | YDS | SK | YDS | QBH | NO | YDS | LG | TD | PD | FF | FR | TD | YDS | TK | S | A | FF | FR | S | A | |
| 2021 | Chiefs | 0 | 0 | 0 | 0 | 0 | 0 | 0 | 0.0 | 0.0 | 0 | 0 | 0 | 0 | 0 | 0 | 0 | 0 | 0 | 0 | 0 | 0 | 0 | 0 | 0 | 0 | 0 | 0 |
| 2022 | Chiefs | 0 | 0 | 0 | 0 | 0 | 0 | 0 | 0.0 | 0.0 | 0 | 0 | 0 | 0 | 0 | 0 | 0 | 0 | 0 | 0 | 0 | 0 | 0 | 0 | 0 | 0 | 0 | 0 |
| NFL TOTALS | | 0 | 0 | 0 | 0 | 0 | 0 | 0 | 0.0 | 0.0 | 0 | 0 | 0 | 0 | 0 | 0 | 0 | 0 | 0 | 0 | 0 | 0 | 0 | 0 | 0 | 0 | 0 | 0 |

SINGLE-GAME HIGHS: DEFENSIVE

Total Tackles

2 at Indianapolis, Sep 25, 2022

Fumble Recoveries

1 at San Francisco, Oct 23, 2022





PHIL HOSKINS

DEFENSIVE TACKLE #92
KENTUCKY



1ST YEAR IN THE NFL

1ST YEAR WITH THE CHIEFS

HEIGHT: 6'5"
WEIGHT: 315 LBS
DRAFTED: FA-23
BIRTHDAY: 1/2/97

- First-year defensive tackle enters his first season with the Chiefs in 2023, after spending last postseason on the club's practice squad.
- Originally entered the NFL as a seventh-round pick (232nd overall) by the Carolina Panthers in the 2021 NFL Draft.

Signed with Kansas City (3/24/23) ... Released by Kansas City (2/20/23) ... Signed with Kansas City's practice squad (1/12/23) ... Released by Carolina (1/10/23) ... Signed with Carolina's practice squad (10/25/22) ... Released by Carolina (10/22/22) ... Originally entered the NFL as a seventh-round pick (232nd overall) by the Carolina Panthers in the 2021 NFL Draft.

Transactions:

COLLEGE

At Kentucky, played in 31 career games with 11 starting assignments, all coming in the 2020 season ... Totaled 53 tackles, 7.5 tackles for loss, 4.0 sacks, seven quarterback hits, one interception, one forced fumble and one fumble recovery ... Accepted invitation to 2020 Hula Bowl ... Tied team high with five quarterback hurries and an interception in 2020 ... Finished his senior season with 30 total tackles and 4.0 tackles for loss.

PERSONAL

- Went to Kentucky from Highland Community College.
- Went to Whitmer HS in Toledo, Ohio.

PHIL HOSKINS' NFL REGULAR SEASON DEFENSIVE STATISTICS

| DATE | TEAM | GP | GS | TACKLES | | | | | | | INTERCEPTIONS | | | | | O. FUMB | | | | ST | | | | MISC | | | | |
|-------------------|----------|----------|----------|----------|----------|----------|----------|----------|------------|------------|---------------|----------|----------|----------|----------|----------|----------|----------|----------|----------|----------|----------|----------|----------|----------|----------|----------|---|
| | | | | TK | S | A | TFL | YDS | SK | YDS | QBH | NO | YDS | LG | TD | PD | FF | FR | TD | YDS | TK | S | A | FF | FR | S | A | |
| 2021 | Panthers | 3 | 0 | 4 | 3 | 1 | 1 | 8 | 1.0 | 8.0 | 1 | 0 | 0 | 0 | 0 | 0 | 0 | 0 | 0 | 0 | 0 | 0 | 0 | 0 | 0 | 0 | 0 | 0 |
| 2022 | Panthers | 5 | 0 | 2 | 1 | 1 | 0 | 0 | 0.0 | 0.0 | 0 | 0 | 0 | 0 | 0 | 0 | 0 | 0 | 0 | 0 | 0 | 0 | 0 | 0 | 0 | 0 | 0 | |
| NFL TOTALS | | 8 | 0 | 6 | 4 | 2 | 1 | 8 | 1.0 | 8.0 | 1 | 0 | 0 | 0 | 0 | 0 | 0 | 0 | 0 | 0 | 0 | 0 | 0 | 0 | 0 | 0 | 0 | |

PHIL HOSKINS' NFL POSTSEASON DEFENSIVE STATISTICS

| DATE | TEAM | GP | GS | TACKLES | | | | | | | INTERCEPTIONS | | | | | O. FUMB | | | | ST | | | | MISC | | | |
|-------------------|--------|----------|----------|----------|----------|----------|----------|----------|------------|------------|---------------|----------|----------|----------|----------|----------|----------|----------|----------|----------|----------|----------|----------|----------|----------|----------|----------|
| | | | | TK | S | A | TFL | YDS | SK | YDS | QBH | NO | YDS | LG | TD | PD | FF | FR | TD | YDS | TK | S | A | FF | FR | S | A |
| 2022 | Chiefs | 0 | 0 | 0 | 0 | 0 | 0 | 0 | 0.0 | 0.0 | 0 | 0 | 0 | 0 | 0 | 0 | 0 | 0 | 0 | 0 | 0 | 0 | 0 | 0 | 0 | 0 | 0 |
| NFL TOTALS | | 0 | 0 | 0 | 0 | 0 | 0 | 0 | 0.0 | 0.0 | 0 | 0 | 0 | 0 | 0 | 0 | 0 | 0 | 0 | 0 | 0 | 0 | 0 | 0 | 0 | 0 | 0 |

SINGLE-GAME HIGHS: DEFENSIVE

- Total Tackles**: 2 vs. Cleveland, Sep 11, 2022
2 at Miami, Nov 28, 2021
1 at Buffalo, Dec 19, 2021
1 vs. Atlanta, Dec 12, 2021
- Solo Tackles**: 2 at Miami, Nov 28, 2021
1 at Buffalo, Dec 19, 2021
- Sacks**: 1.0 at Miami, Nov 28, 2021
- Tackles For Loss**: 1 at Miami, Nov 28, 2021



2021 GAME-BY-GAME REGULAR-SEASON STATISTICS (PANTHERS)

| DATE | OPPONENT | P/S | TACKLES | | | | | | INTERCEPTIONS | | | | | O. FUMB | | | | ST | | | | MISC | | W/L | SCORE | |
|--------------------|---------------|------------|----------|----------|----------|------------|------------|----------|---------------|----------|----------|----------|----------|----------|----------|----------|----------|----------|----------|----------|----------|----------|----------|----------|-------------|--------|
| | | | TK | S | A | SK | YDS | TFL | YDS | QBH | NO | YDS | LG | TD | PD | FF | FR | TD | YDS | TK | S | A | FF | | | FR |
| 09/12 | Jets | | | | | | | | | | | | | | | | | | | | | | | | W | 19-14 |
| 09/19 | Saints | | | | | | | | | | | | | | | | | | | | | | | | W | 26-7 |
| 09/23 | at Texans | | | | | | | | | | | | | | | | | | | | | | | | W | 24-9 |
| 10/03 | at Cowboys | | | | | | | | | | | | | | | | | | | | | | | | L | 28-36 |
| 10/10 | Eagles | | | | | | | | | | | | | | | | | | | | | | | | L | 18-21 |
| 10/17 | Vikings | | | | | | | | | | | | | | | | | | | | | | | | L | 28-34+ |
| 10/24 | at Giants | | | | | | | | | | | | | | | | | | | | | | | | L | 3-25 |
| 10/31 | at Falcons | | | | | | | | | | | | | | | | | | | | | | | | W | 19-13 |
| 11/07 | Patriots | | | | | | | | | | | | | | | | | | | | | | | | L | 6-24 |
| 11/14 | at Cardinals | | | | | | | | | | | | | | | | | | | | | | | | W | 34-10 |
| 11/21 | Football Team | | | | | | | | | | | | | | | | | | | | | | | | L | 21-27 |
| 11/28 | at Dolphins | P | 2 | 2 | 0 | 1.0 | 8.0 | 1 | 8 | 1 | 0 | 0 | 0 | 0 | 0 | 0 | 0 | 0 | 0 | 0 | 0 | 0 | 0 | 0 | L | 10-33 |
| 12/12 | Falcons | P | 1 | 0 | 1 | 0.0 | 0.0 | 0 | 0 | 0 | 0 | 0 | 0 | 0 | 0 | 0 | 0 | 0 | 0 | 0 | 0 | 0 | 0 | 0 | L | 21-29 |
| 12/19 | at Bills | P | 1 | 1 | 0 | 0.0 | 0.0 | 0 | 0 | 0 | 0 | 0 | 0 | 0 | 0 | 0 | 0 | 0 | 0 | 0 | 0 | 0 | 0 | 0 | L | 14-31 |
| 12/26 | Buccaneers | | | | | | | | | | | | | | | | | | | | | | | | L | 6-32 |
| 01/02 | at Saints | | | | | | | | | | | | | | | | | | | | | | | | L | 10-18 |
| 01/09 | at Buccaneers | | | | | | | | | | | | | | | | | | | | | | | | L | 17-41 |
| 2021 TOTALS | | 3-0 | 4 | 3 | 1 | 1.0 | 8.0 | 1 | 8 | 1 | 0 | 0 | 0 | 0 | 0 | 0 | 0 | 0 | 0 | 0 | 0 | 0 | 0 | 0 | 5-12 | |

+ - Overtime

2022 GAME-BY-GAME REGULAR-SEASON STATISTICS (PANTHERS)

| DATE | OPPONENT | P/S | TACKLES | | | | | | INTERCEPTIONS | | | | | O. FUMB | | | | ST | | | | MISC | | W/L | SCORE | |
|--------------------|---------------|------------|----------|----------|----------|------------|------------|----------|---------------|----------|----------|----------|----------|----------|----------|----------|----------|----------|----------|----------|----------|----------|----------|----------|-------------|--------|
| | | | TK | S | A | SK | YDS | TFL | YDS | QBH | NO | YDS | LG | TD | PD | FF | FR | TD | YDS | TK | S | A | FF | | | FR |
| 09/11 | Browns | P | 2 | 1 | 1 | 0.0 | 0.0 | 0 | 0 | 0 | 0 | 0 | 0 | 0 | 0 | 0 | 0 | 0 | 0 | 0 | 0 | 0 | 0 | 0 | L | 24-26 |
| 09/18 | at Giants | | | | | | | | | | | | | | | | | | | | | | | | L | 16-19 |
| 09/25 | Saints | | | | | | | | | | | | | | | | | | | | | | | | W | 22-14 |
| 10/02 | Cardinals | | | | | | | | | | | | | | | | | | | | | | | | L | 16-26 |
| 10/09 | 49ers | P | 0 | 0 | 0 | 0.0 | 0.0 | 0 | 0 | 0 | 0 | 0 | 0 | 0 | 0 | 0 | 0 | 0 | 0 | 0 | 0 | 0 | 0 | 0 | L | 15-37 |
| 10/16 | at Rams | P | 0 | 0 | 0 | 0.0 | 0.0 | 0 | 0 | 0 | 0 | 0 | 0 | 0 | 0 | 0 | 0 | 0 | 0 | 0 | 0 | 0 | 0 | 0 | L | 10-24 |
| 10/23 | Buccaneers | | | | | | | | | | | | | | | | | | | | | | | | W | 21-3 |
| 10/30 | at Falcons | | | | | | | | | | | | | | | | | | | | | | | | L | 34-37+ |
| 11/06 | at Bengals | | | | | | | | | | | | | | | | | | | | | | | | L | 21-42 |
| 11/10 | Falcons | | | | | | | | | | | | | | | | | | | | | | | | W | 25-15 |
| 11/20 | at Ravens | P | 0 | 0 | 0 | 0.0 | 0.0 | 0 | 0 | 0 | 0 | 0 | 0 | 0 | 0 | 0 | 0 | 0 | 0 | 0 | 0 | 0 | 0 | 0 | L | 3-13 |
| 11/27 | Broncos | | | | | | | | | | | | | | | | | | | | | | | | W | 23-10 |
| 12/11 | at Seahawks | | | | | | | | | | | | | | | | | | | | | | | | W | 30-24 |
| 12/18 | Steelers | | | | | | | | | | | | | | | | | | | | | | | | L | 16-24 |
| 12/24 | Lions | | | | | | | | | | | | | | | | | | | | | | | | W | 37-23 |
| 01/01 | at Buccaneers | | | | | | | | | | | | | | | | | | | | | | | | L | 24-30 |
| 01/08 | at Saints | P | 0 | 0 | 0 | 0.0 | 0.0 | 0 | 0 | 0 | 0 | 0 | 0 | 0 | 0 | 0 | 0 | 0 | 0 | 0 | 0 | 0 | 0 | 0 | W | 10-7 |
| 2022 TOTALS | | 5-0 | 2 | 1 | 1 | 0.0 | 0.0 | 0 | 0 | 0 | 0 | 0 | 0 | 0 | 0 | 0 | 0 | 0 | 0 | 0 | 0 | 0 | 0 | 0 | 7-10 | |

+ - Overtime

2022 GAME-BY-GAME POSTSEASON STATISTICS (CHIEFS)

| DATE | OPPONENT | P/S | TACKLES | | | | | | INTERCEPTIONS | | | | | O. FUMB | | | | ST | | | | MISC | | W/L | SCORE | |
|--------------------|-----------|-----|----------|----------|----------|------------|------------|----------|---------------|----------|----------|----------|----------|----------|----------|----------|----------|----------|----------|----------|----------|----------|----------|----------|------------|-------|
| | | | TK | S | A | SK | YDS | TFL | YDS | QBH | NO | YDS | LG | TD | PD | FF | FR | TD | YDS | TK | S | A | FF | | | FR |
| 01/21 | Jaguars | | | | | | | | | | | | | | | | | | | | | | | | W | 27-20 |
| 01/29 | Bengals | | | | | | | | | | | | | | | | | | | | | | | | W | 23-20 |
| 02/12 | at Eagles | | | | | | | | | | | | | | | | | | | | | | | | W | 38-35 |
| 2022 TOTALS | | | 0 | 0 | 0 | 0.0 | 0.0 | 0 | 0 | 0 | 0 | 0 | 0 | 0 | 0 | 0 | 0 | 0 | 0 | 0 | 0 | 0 | 0 | 0 | 3-0 | |



CREED HUMPHREY

CENTER #52
OKLAHOMA

3RD YEAR IN THE NFL | **3RD YEAR WITH THE CHIEFS**

HEIGHT: 6'4"
WEIGHT: 302 LBS
DRAFTED: D2B-21
BIRTHDAY: 6/28/98

Third-year offensive lineman enters his third season with the Chiefs in 2023.

Originally entered the NFL as a second-round pick (63rd overall) by the Kansas City Chiefs in the 2021 NFL Draft.

Career Highlights:

Rookie offensive linemen Creed Humphrey and Trey Smith started all 17 regular season games in 2021, becoming the 17th and 18th players in franchise history to start all regular season games in their rookie season. Humphrey and Smith are the third pair of teammates to both start all regular season games in their rookie campaign, joining DE Sylvester Hicks and DE Art Still (16 games, 1978) and CB Brandon Carr and DL Glenn Dorsey (16 games, 2008). S Juan Thornhill was the last player to start all games in his rookie season, starting all 16 games in 2019.

Postseason Career Highlights:

Did not allow a sack on QB Patrick Mahomes in Super Bowl LVII against the Philadelphia Eagles who recorded the most sacks in the regular season (70.0).

Honors:

- Selected to the Pro Bowl following the 2022 season.
- Named an AP All-Pro following the 2022 (second-team) season.
- 2021 PFWA All-Rookie Team.
- 2021 PFW All-AFC Team.

Transactions:

Originally entered the NFL as a second-round pick (63rd overall) by the Kansas City Chiefs in the 2021 NFL Draft.

COLLEGE

Started 37 career games (all at center), including 36 consecutive starts to finish his career at Oklahoma ... During his three years as a starter, OU ranked second nationally in scoring offense (44.6 ppg), total offense (537.3 ypg), pass efficiency rating (185.1), yards per rush (5.8) and sixth in passing offense (311.5 ypg) ... Two-time Big 12 Offensive Lineman of the Year (2019 and 2020) ... Two-time first-team All-Big 12 selection (2019 and 2020) and a second-team pick by media in 2018 ... Second-team All-American in 2019 by AP, FWAA, Sporting News and Walter Camp Foundation, and one of three Rimington Trophy finalists ... Third-team All-American in 2020 by AP ... Three-time member of Academic All-Big 12 Team (2018-20) ... Did not allow a single sack across his 2,488 snaps at center during his career ... Did not allow a sack on 1,297 career pass plays according to PFF (allowed only two QB hits) ... Named a Freshman All-American by the FWAA and The Athletic.

PERSONAL

- Made 35 tackles and one sack as a defensive lineman his senior season at Shawnee High School.
- Named first-team All-State by The Oklahoman.
- Hometown: Shawnee, Okla.

CREED HUMPHREY'S NFL REGULAR SEASON STATISTICS

| DATE | TEAM | GP | GS |
|-------------------|--------|-----------|-----------|
| 2021 | Chiefs | 17 | 17 |
| 2022 | Chiefs | 17 | 17 |
| NFL TOTALS | | 34 | 34 |

CREED HUMPHREY'S NFL POSTSEASON STATISTICS

| DATE | TEAM | GP | GS |
|-------------------|--------|----------|----------|
| 2021 | Chiefs | 3 | 3 |
| 2022 | Chiefs | 3 | 3 |
| NFL TOTALS | | 6 | 6 |



2021 GAME-BY-GAME REGULAR-SEASON STATISTICS (CHIEFS)

| DATE | OPPONENT | P/S | W/L | SCORE |
|--------------------|------------------|--------------|-------------|--------|
| 09/12 | Browns | S | W | 33-29 |
| 09/19 | at Ravens | S | L | 35-36 |
| 09/26 | Chargers | S | L | 24-30 |
| 10/03 | at Eagles | S | W | 42-30 |
| 10/10 | Bills | S | L | 20-38 |
| 10/17 | at Football Team | S | W | 31-13 |
| 10/24 | at Titans | S | L | 3-27 |
| 11/01 | Giants | S | W | 20-17 |
| 11/07 | Packers | S | W | 13-7 |
| 11/14 | at Raiders | S | W | 41-14 |
| 11/21 | Cowboys | S | W | 19-9 |
| 12/05 | Broncos | S | W | 22-9 |
| 12/12 | Raiders | S | W | 48-9 |
| 12/16 | at Chargers | S | W | 34-28+ |
| 12/26 | Steelers | S | W | 36-10 |
| 01/02 | at Bengals | S | L | 31-34 |
| 01/08 | at Broncos | S | W | 28-24 |
| 2021 TOTALS | | 17-17 | 12-5 | |

+ - Overtime

2022 GAME-BY-GAME REGULAR-SEASON STATISTICS (CHIEFS)

| DATE | OPPONENT | P/S | W/L | SCORE |
|--------------------|---------------|--------------|-------------|--------|
| 09/11 | at Cardinals | S | W | 44-21 |
| 09/15 | Chargers | S | W | 27-24 |
| 09/25 | at Colts | S | L | 17-20 |
| 10/02 | at Buccaneers | S | W | 41-31 |
| 10/10 | Raiders | S | W | 30-29 |
| 10/16 | Bills | S | L | 20-24 |
| 10/23 | at 49ers | S | W | 44-23 |
| 11/06 | Titans | S | W | 20-17+ |
| 11/13 | Jaguars | S | W | 27-17 |
| 11/20 | at Chargers | S | W | 30-27 |
| 11/27 | Rams | S | W | 26-10 |
| 12/04 | at Bengals | S | L | 24-27 |
| 12/11 | at Broncos | S | W | 34-28 |
| 12/18 | at Texans | S | W | 30-24+ |
| 12/24 | Seahawks | S | W | 24-10 |
| 01/01 | Broncos | S | W | 27-24 |
| 01/07 | at Raiders | S | W | 31-13 |
| 2022 TOTALS | | 17-17 | 14-3 | |

+ - Overtime

2021 GAME-BY-GAME POSTSEASON STATISTICS (CHIEFS)

| DATE | OPPONENT | P/S | W/L | SCORE |
|--------------------|----------|------------|------------|--------|
| 01/16 | Steelers | S | W | 42-21 |
| 01/23 | Bills | S | W | 42-36+ |
| 01/30 | Bengals | S | L | 24-27+ |
| 2021 TOTALS | | 3-3 | 2-1 | |

+ - Overtime

2022 GAME-BY-GAME POSTSEASON STATISTICS (CHIEFS)

| DATE | OPPONENT | P/S | W/L | SCORE |
|--------------------|-----------|------------|------------|-------|
| 01/21 | Jaguars | S | W | 27-20 |
| 01/29 | Bengals | S | W | 23-20 |
| 02/12 | at Eagles | S | W | 38-35 |
| 2022 TOTALS | | 3-3 | 3-0 | |

+ - Overtime





LAMAR JACKSON

CORNERBACK #29
NEBRASKA



3RD YEAR IN THE NFL

1ST YEAR WITH THE CHIEFS

HEIGHT: 6'2"
WEIGHT: 212 LBS
DRAFTED: FA-23
BIRTHDAY: 4/13/98

Third-year cornerback enters his first season with the Chiefs in 2023.

Originally entered the NFL as an undrafted free agent with the New York Jets in 2020.

Transactions:

Signed with Kansas City (5/10/23) ... Signed with Denver's

practice squad (11/29/22) ... Released by Chicago (11/26/22) ... Signed with Chicago (1/19/22) ... Released by the N.Y. Jets (1/17/22) ... Signed with the N.Y. Jets' practice squad (12/29/21) ... Released by the N.Y. Jets (12/20/21) ... Signed with the N.Y. Jets' practice squad (9/1/21) ... Released by the N.Y. Jets (8/30/21) ... Signed with the N.Y. Jets' practice squad (9/6/20) ... Released by the N.Y. Jets (9/5/20) ... Originally entered the NFL as an undrafted free agent with the New York Jets in 2020.

COLLEGE

Played four seasons at Nebraska (2016-19) ... In 49 games made 123 tackles, 6.0 tackles for loss (-25.0 yards), 2.0 sacks (-15.0 yards), five interceptions returned for a combined 12 yards, 27 passes defended, three forced fumbles and one fumble recovery ... Named Nebraska's Defensive MVP his senior season after recording 40 tackles and three interceptions during the team's 2019 season ... Named second-team All-Big Ten in in 2019 ... Received the Guy Chamberlin Trophy in 2019 ... Was on the Nebraska Scholar-Athlete Honor Roll in Spring 2018.

PERSONAL

- Played quarterback, cornerback and safety at Franklin High School in Elk Grove, Calif.
- Son of Catherine Horton.
- He was a criminology and criminal justice major.
- Volunteered time with the Nebraska Football Road Race and hospital visits.

LAMAR JACKSON'S NFL REGULAR SEASON DEFENSIVE STATISTICS

| DATE | TEAM | GP | GS | TACKLES | | | | | | | INTERCEPTIONS | | | | | O. FUMB | | | | | ST | | | | MISC | | |
|-------------------|-------|-----------|----------|-----------|-----------|----------|----------|----------|------------|------------|---------------|----------|----------|----------|----------|----------|----------|----------|----------|----------|----------|----------|----------|----------|----------|----------|----------|
| | | | | TK | S | A | TFL | YDS | SK | YDS | QBH | NO | YDS | LG | TD | PD | FF | FR | TD | YDS | TK | S | A | FF | FR | S | A |
| 2020 | Jets | 13 | 6 | 27 | 26 | 1 | 1 | 3 | 0.0 | 0.0 | 0 | 0 | 0 | 0 | 0 | 2 | 0 | 0 | 0 | 0 | 1 | 0 | 1 | 0 | 0 | 0 | 0 |
| 2021 | Jets | 1 | 0 | 0 | 0 | 0 | 0 | 0 | 0.0 | 0.0 | 0 | 0 | 0 | 0 | 0 | 0 | 0 | 0 | 0 | 0 | 0 | 0 | 0 | 0 | 0 | 0 | |
| 2022 | Bears | 5 | 0 | 0 | 0 | 0 | 0 | 0 | 0.0 | 0.0 | 0 | 0 | 0 | 0 | 0 | 0 | 0 | 0 | 0 | 0 | 0 | 0 | 0 | 0 | 0 | 0 | |
| NFL TOTALS | | 19 | 6 | 27 | 26 | 1 | 1 | 3 | 0.0 | 0.0 | 0 | 0 | 0 | 0 | 2 | 0 | 0 | 0 | 0 | 0 | 1 | 0 | 1 | 0 | 0 | 0 | 0 |

SINGLE-GAME HIGHS: DEFENSIVE

Total Tackles

6 vs. Arizona, Oct 11, 2020
5 at New England, Jan 03, 2021
5 vs. Miami, Nov 29, 2020
4 vs. Las Vegas, Dec 06, 2020
4 at L.A. Chargers, Nov 22, 2020

Solo Tackles

6 vs. Arizona, Oct 11, 2020
5 at New England, Jan 03, 2021
5 vs. Miami, Nov 29, 2020
4 vs. Las Vegas, Dec 06, 2020
3 at L.A. Chargers, Nov 22, 2020

Passes Defended

1 at New England, Jan 03, 2021
1 vs. Denver, Oct 01, 2020

Tackles For Loss

Special Teams Tackles

1 vs. Denver, Oct 01, 2020
1 vs. Buffalo, Oct 25, 2020



2020 GAME-BY-GAME REGULAR-SEASON STATISTICS (JETS)

| DATE | OPPONENT | P/S | TACKLES | | | | | | | INTERCEPTIONS | | | | | O. FUMB | | | | ST | | | | MISC | | W/L | SCORE | |
|--------------------|-------------|-------------|----------------|-----------|----------|------------|------------|----------|----------|---------------|----------|----------|----------|----------|----------|----------|----------|----------|----------|----------|----------|----------|----------|----------|----------|-------------|-------|
| | | | TK | S | A | SK | YDS | TFL | YDS | QBH | NO | YDS | LG | TD | PD | FF | FR | TD | YDS | TK | S | A | FF | FR | | | S |
| 09/13 | at Bills | | DID NOT PLAY | | | | | | | | | | | | | | | | | | | | L | 17-27 | | | |
| 09/20 | 49ers | | PRACTICE SQUAD | | | | | | | | | | | | | | | | | | | | L | 13-31 | | | |
| 09/27 | at Colts | | PRACTICE SQUAD | | | | | | | | | | | | | | | | | | | | L | 7-36 | | | |
| 10/01 | Broncos | P | 2 | 2 | 0 | 0.0 | 0.0 | 1 | 3 | 0 | 0 | 0 | 0 | 0 | 1 | 0 | 0 | 0 | 0 | 0 | 0 | 0 | 0 | 0 | 0 | L | 28-37 |
| 10/11 | Cardinals | S | 6 | 6 | 0 | 0.0 | 0.0 | 0 | 0 | 0 | 0 | 0 | 0 | 0 | 0 | 0 | 0 | 0 | 0 | 0 | 0 | 0 | 0 | 0 | 0 | L | 10-30 |
| 10/18 | at Dolphins | | NOT ON ROSTER | | | | | | | | | | | | | | | | | | | | L | 0-24 | | | |
| 10/25 | Bills | | NOT ON ROSTER | | | | | | | | | | | | | | | | | | | | L | 10-18 | | | |
| 11/01 | at Chiefs | P | 0 | 0 | 0 | 0.0 | 0.0 | 0 | 0 | 0 | 0 | 0 | 0 | 0 | 0 | 0 | 0 | 0 | 0 | 0 | 0 | 0 | 0 | 0 | 0 | L | 9-35 |
| 11/09 | Patriots | P | 0 | 0 | 0 | 0.0 | 0.0 | 0 | 0 | 0 | 0 | 0 | 0 | 0 | 0 | 0 | 0 | 0 | 0 | 0 | 0 | 0 | 0 | 0 | 0 | L | 27-30 |
| 11/22 | at Chargers | S | 4 | 3 | 1 | 0.0 | 0.0 | 0 | 0 | 0 | 0 | 0 | 0 | 0 | 0 | 0 | 0 | 0 | 0 | 0 | 0 | 0 | 0 | 0 | 0 | L | 28-34 |
| 11/29 | Dolphins | S | 5 | 5 | 0 | 0.0 | 0.0 | 0 | 0 | 0 | 0 | 0 | 0 | 0 | 0 | 0 | 0 | 0 | 0 | 0 | 0 | 0 | 0 | 0 | 0 | L | 3-20 |
| 12/06 | Raiders | S | 4 | 4 | 0 | 0.0 | 0.0 | 0 | 0 | 0 | 0 | 0 | 0 | 0 | 0 | 0 | 0 | 0 | 0 | 0 | 0 | 0 | 0 | 0 | 0 | L | 28-31 |
| 12/13 | at Seahawks | P | 0 | 0 | 0 | 0.0 | 0.0 | 0 | 0 | 0 | 0 | 0 | 0 | 0 | 0 | 0 | 0 | 0 | 0 | 0 | 0 | 0 | 0 | 0 | 0 | L | 3-40 |
| 12/20 | at Rams | P | 0 | 0 | 0 | 0.0 | 0.0 | 0 | 0 | 0 | 0 | 0 | 0 | 0 | 0 | 0 | 0 | 0 | 0 | 0 | 0 | 0 | 0 | 0 | 0 | W | 23-20 |
| 12/27 | Browns | P | 0 | 0 | 0 | 0.0 | 0.0 | 0 | 0 | 0 | 0 | 0 | 0 | 0 | 0 | 0 | 0 | 0 | 0 | 0 | 0 | 0 | 0 | 0 | 0 | W | 23-16 |
| 01/03 | at Patriots | S | 5 | 5 | 0 | 0.0 | 0.0 | 0 | 0 | 0 | 0 | 0 | 0 | 0 | 1 | 0 | 0 | 0 | 0 | 0 | 0 | 0 | 0 | 0 | 0 | L | 14-28 |
| 2020 TOTALS | | 11-5 | 26 | 25 | 1 | 0.0 | 0.0 | 1 | 3 | 0 | 0 | 0 | 0 | 0 | 2 | 0 | 0 | 0 | 0 | 0 | 0 | 0 | 0 | 0 | 0 | 2-14 | |

2021 GAME-BY-GAME REGULAR-SEASON STATISTICS (JETS)

| DATE | OPPONENT | P/S | TACKLES | | | | | | | INTERCEPTIONS | | | | | O. FUMB | | | | ST | | | | MISC | | W/L | SCORE |
|--------------------|-------------|-----|----------------|----------|----------|------------|------------|----------|----------|---------------|----------|----------|----------|----------|----------|----------|----------|----------|----------|----------|----------|----------|----------|----------|----------|-------------|
| | | | TK | S | A | SK | YDS | TFL | YDS | QBH | NO | YDS | LG | TD | PD | FF | FR | TD | YDS | TK | S | A | FF | FR | | |
| 09/12 | at Panthers | | PRACTICE SQUAD | | | | | | | | | | | | | | | | | | | | L | 14-19 | | |
| 09/19 | Patriots | | PRACTICE SQUAD | | | | | | | | | | | | | | | | | | | | L | 6-25 | | |
| 09/26 | at Broncos | | PRACTICE SQUAD | | | | | | | | | | | | | | | | | | | | L | 0-26 | | |
| 10/03 | Titans | | PRACTICE SQUAD | | | | | | | | | | | | | | | | | | | | W | 27-24+ | | |
| 10/10 | at Falcons | | PRACTICE SQUAD | | | | | | | | | | | | | | | | | | | | L | 20-27 | | |
| 10/24 | at Patriots | | PRACTICE SQUAD | | | | | | | | | | | | | | | | | | | | L | 13-54 | | |
| 10/31 | Bengals | | PRACTICE SQUAD | | | | | | | | | | | | | | | | | | | | W | 34-31 | | |
| 11/04 | at Colts | | PRACTICE SQUAD | | | | | | | | | | | | | | | | | | | | L | 30-45 | | |
| 11/14 | Bills | | PRACTICE SQUAD | | | | | | | | | | | | | | | | | | | | L | 17-45 | | |
| 11/21 | Dolphins | | PRACTICE SQUAD | | | | | | | | | | | | | | | | | | | | L | 17-24 | | |
| 11/28 | at Texans | | PRACTICE SQUAD | | | | | | | | | | | | | | | | | | | | W | 21-14 | | |
| 12/05 | Eagles | | PRACTICE SQUAD | | | | | | | | | | | | | | | | | | | | L | 18-33 | | |
| 12/12 | Saints | | PRACTICE SQUAD | | | | | | | | | | | | | | | | | | | | L | 9-30 | | |
| 12/19 | at Dolphins | | PRACTICE SQUAD | | | | | | | | | | | | | | | | | | | | L | 24-31 | | |
| 12/26 | Jaguars | | PRACTICE SQUAD | | | | | | | | | | | | | | | | | | | | W | 26-21 | | |
| 01/02 | Buccaneers | | PRACTICE SQUAD | | | | | | | | | | | | | | | | | | | | L | 24-28 | | |
| 01/09 | at Bills | | PRACTICE SQUAD | | | | | | | | | | | | | | | | | | | | L | 10-27 | | |
| 2021 TOTALS | | | 0 | 0 | 0 | 0.0 | 0.0 | 0 | 0 | 0 | 0 | 0 | 0 | 0 | 0 | 0 | 0 | 0 | 0 | 0 | 0 | 0 | 0 | 0 | 0 | 4-13 |

+ - Overtime

2022 GAME-BY-GAME REGULAR-SEASON STATISTICS (BEARS)

| DATE | OPPONENT | P/S | TACKLES | | | | | | | INTERCEPTIONS | | | | | O. FUMB | | | | ST | | | | MISC | | W/L | SCORE | |
|--------------------|-------------|------------|--------------|----------|----------|------------|------------|----------|----------|---------------|----------|----------|----------|----------|----------|----------|----------|----------|----------|----------|----------|----------|----------|----------|----------|------------|-------|
| | | | TK | S | A | SK | YDS | TFL | YDS | QBH | NO | YDS | LG | TD | PD | FF | FR | TD | YDS | TK | S | A | FF | FR | | | S |
| 09/11 | 49ers | P | 0 | 0 | 0 | 0.0 | 0.0 | 0 | 0 | 0 | 0 | 0 | 0 | 0 | 0 | 0 | 0 | 0 | 0 | 0 | 0 | 0 | 0 | 0 | 0 | W | 19-10 |
| 09/18 | at Packers | | INACTIVE | | | | | | | | | | | | | | | | | | | | L | 10-27 | | | |
| 09/25 | Texans | P | 0 | 0 | 0 | 0.0 | 0.0 | 0 | 0 | 0 | 0 | 0 | 0 | 0 | 0 | 0 | 0 | 0 | 0 | 0 | 0 | 0 | 0 | 0 | 0 | W | 23-20 |
| 10/02 | at Giants | P | 0 | 0 | 0 | 0.0 | 0.0 | 0 | 0 | 0 | 0 | 0 | 0 | 0 | 0 | 0 | 0 | 0 | 0 | 0 | 0 | 0 | 0 | 0 | 0 | L | 12-20 |
| 10/09 | at Vikings | P | 0 | 0 | 0 | 0.0 | 0.0 | 0 | 0 | 0 | 0 | 0 | 0 | 0 | 0 | 0 | 0 | 0 | 0 | 0 | 0 | 0 | 0 | 0 | 0 | L | 22-29 |
| 10/13 | Commanders | | INACTIVE | | | | | | | | | | | | | | | | | | | | L | 7-12 | | | |
| 10/24 | at Patriots | | INACTIVE | | | | | | | | | | | | | | | | | | | | W | 33-14 | | | |
| 10/30 | at Cowboys | | INACTIVE | | | | | | | | | | | | | | | | | | | | L | 29-49 | | | |
| 11/06 | Dolphins | | INACTIVE | | | | | | | | | | | | | | | | | | | | L | 32-35 | | | |
| 11/13 | Lions | P | 0 | 0 | 0 | 0.0 | 0.0 | 0 | 0 | 0 | 0 | 0 | 0 | 0 | 0 | 0 | 0 | 0 | 0 | 0 | 0 | 0 | 0 | 0 | 0 | L | 30-31 |
| 11/20 | at Falcons | | INACTIVE | | | | | | | | | | | | | | | | | | | | L | 24-27 | | | |
| 11/27 | at Jets | | DID NOT PLAY | | | | | | | | | | | | | | | | | | | | L | 10-31 | | | |
| 2022 TOTALS | | 5-0 | 0 | 0 | 0 | 0.0 | 0.0 | 0 | 0 | 0 | 0 | 0 | 0 | 0 | 0 | 0 | 0 | 0 | 0 | 0 | 0 | 0 | 0 | 0 | 0 | 3-9 | |





RICHIE JAMES

WIDE RECEIVER #17
MIDDLE TENNESSEE STATE



6TH YEAR IN THE NFL

1ST YEAR WITH THE CHIEFS

HEIGHT: 5'9"
WEIGHT: 185 LBS
DRAFTED: FA-23
BIRTHDAY: 9/5/95

- ▶ Sixth-year wide receiver enters his first season with the Chiefs in 2023.
- ▶ Originally entered the NFL as a seventh-round pick (240th overall) by the San Francisco 49ers in the 2018 NFL Draft.

Career Highlights:

- ▶ Returned a kickoff 97 yards for a touchdown vs. Seattle (12/16/18), the first 49ers score on a kickoff return since Ted Ginn Jr. ran one back 102 yards vs. the Seahawks on Sept. 11,

- 2011.
- ▶ Was the first 49ers rookie to register a kickoff return touchdown since Amos Lawrence's 92-yarder on Nov. 22, 1981.

Transactions:

Signed with Kansas City (4/11/23) ... Signed with N.Y. Giants (3/25/22) ... Originally entered the NFL as a seventh-round pick (240th overall) by the San Francisco 49ers in the 2018 NFL Draft.

COLLEGE

In 3 seasons at Middle Tennessee State, played in 31 games and finished his career as the school's career leader in receptions (244), receiving yards (3,261) and touchdown catches (23) ... Added 60 rushing attempts for 542 yards and five touchdowns ... Recorded at least one reception in all 31 games played ... A team captain in 2017 ... As a sophomore in 2016, selected first-team All-Conference USA ... On Nov. 26, 2016, James became the sixth player in FBS history to have 200 yards rushing (207) and 100 receiving yards (120) in a game vs. Florida Atlantic ... In 2015, named first-team Freshman All-America by the Football Writers Association of America and USA Today ... Also earned first-team All-Conference USA honors and was selected to the conference's all-freshman team ... Set the single-season Middle Tennessee State and Conference USA freshman records in catches (108) and receiving yards (1,346) ... Redshirted in 2014.

PERSONAL

- ▶ Majored in concrete industry management.
- ▶ Attended Riverview High School in Sarasota, Fla., where he played quarterback as a senior and was named honorable mention all-state for Class 8A as an athlete by the Orlando Sentinel.
- ▶ In 2013, named honorable mention all-Southwest Florida Regional Elite Team after passing for 442 yards and seven touchdowns and rushing for 1,044 yards and 15 scores.
- ▶ As a junior, tallied 49 receptions for 727 yards and seven touchdowns.
- ▶ Member of the track team and competed in the 400 meters, long jump, triple jump and 4x400 relay in high school.
- ▶ Born Richard Rhondel James, in Sarasota, Fla.

RICHIE JAMES' NFL REGULAR SEASON RUSHING/RECEIVING STATISTICS

| DATE | TEAM | GP | GS | RECEIVING | | | | | RUSHING | | | | |
|-------------------|--------|-----------|-----------|-----------|--------------|-------------|-----------|----------|----------|----------|------------|----------|----------|
| | | | | NO. | YDS. | AVG. | LG | TD | NO. | YDS. | AVG. | LG | TD |
| 2018 | 49ers | 13 | 2 | 9 | 130 | 14.4 | 53 | 1 | 0 | 0 | 0.0 | 0 | 0 |
| 2019 | 49ers | 16 | 1 | 6 | 165 | 27.5 | 57 | 1 | 2 | -1 | -0.5 | -1 | 0 |
| 2020 | 49ers | 11 | 7 | 23 | 394 | 17.1 | 47 | 1 | 0 | 0 | 0.0 | 0 | 0 |
| 2021 | 49ers | 0 | 0 | 0 | 0 | 0.0 | 0 | 0 | 0 | 0 | 0.0 | 0 | 0 |
| 2022 | Giants | 17 | 4 | 57 | 569 | 10.0 | 33 | 4 | 2 | 6 | 3.0 | 4 | 0 |
| NFL TOTALS | | 57 | 14 | 95 | 1,258 | 13.2 | 57 | 7 | 4 | 5 | 1.3 | 4 | 0 |



RICHIE JAMES' NFL POSTSEASON RUSHING/RECEIVING STATISTICS

| DATE | TEAM | GP | GS | RECEIVING | | | | | RUSHING | | | | | |
|-------------------|--------|----------|----------|-----------|-----------|------------|-----------|----------|----------|----------|----------|------------|----------|----------|
| | | | | NO. | YDS. | AVG. | LG | TD | NO. | YDS. | AVG. | LG | TD | |
| 2019 | 49ers | 3 | 0 | 0 | 0 | 0.0 | 0 | 0 | 0 | 0 | 0 | 0.0 | 0 | 0 |
| 2021 | 49ers | 0 | 0 | 0 | 0 | 0.0 | 0 | 0 | 0 | 0 | 0 | 0.0 | 0 | 0 |
| 2022 | Giants | 2 | 2 | 11 | 82 | 7.5 | 13 | 0 | 0 | 0 | 0 | 0.0 | 0 | 0 |
| NFL TOTALS | | 5 | 2 | 11 | 82 | 7.5 | 13 | 0 | 0 | 0 | 0 | 0.0 | 0 | 0 |

RICHIE JAMES' NFL REGULAR SEASON RETURN STATISTICS

| DATE | TEAM | KICKOFF RETURNS | | | | | PUNT RETURNS | | | | | |
|-------------------|--------|-----------------|--------------|-------------|------------|----------|--------------|-----------|------------|------------|-----------|----------|
| | | RET. | YDS. | AVG. | LG | TD | NO. | FC | YDS. | AVG. | LG | TD |
| 2018 | 49ers | 23 | 580 | 25.2 | 97t | 1 | 12 | 10 | 75 | 6.3 | 23 | 0 |
| 2019 | 49ers | 20 | 428 | 21.4 | 81 | 0 | 33 | 11 | 264 | 8.0 | 32 | 0 |
| 2020 | 49ers | 4 | 73 | 18.3 | 21 | 0 | 6 | 6 | 34 | 5.7 | 12 | 0 |
| 2021 | 49ers | 0 | 0 | 0.0 | 0 | 0 | 0 | 0 | 0 | 0.0 | 0 | 0 |
| 2022 | Giants | 0 | 0 | 0.0 | 0 | 0 | 24 | 14 | 174 | 7.3 | 23 | 0 |
| NFL TOTALS | | 47 | 1,081 | 23.0 | 97T | 1 | 75 | 41 | 547 | 7.3 | 32 | 0 |

RICHIE JAMES' NFL POSTSEASON RETURN STATISTICS

| DATE | TEAM | KICKOFF RETURNS | | | | | PUNT RETURNS | | | | | |
|-------------------|--------|-----------------|------------|-------------|-----------|----------|--------------|----------|-----------|------------|-----------|----------|
| | | RET. | YDS. | AVG. | LG | TD | NO. | FC | YDS. | AVG. | LG | TD |
| 2019 | 49ers | 7 | 112 | 16.0 | 22 | 0 | 5 | 3 | 49 | 9.8 | 26 | 0 |
| 2021 | 49ers | 0 | 0 | 0.0 | 0 | 0 | 0 | 0 | 0 | 0.0 | 0 | 0 |
| 2022 | Giants | 0 | 0 | 0.0 | 0 | 0 | 3 | 3 | 14 | 4.7 | 10 | 0 |
| NFL TOTALS | | 7 | 112 | 16.0 | 22 | 0 | 8 | 6 | 63 | 7.9 | 26 | 0 |

SINGLE-GAME HIGHS: RUSHING/RECEIVING

| | | | |
|-------------------------------|---------------------------------------------------------------------------------------------------------------------------------------------------------------------------------------|-------------------------------|--------------------------------------------------------------------------------------------------------------------------------------------------------------------------------------------------------------------------------------------------------------------------------------------------------------------------------------------------|
| Rush Attempts | 1 at New Orleans, Dec 08, 2019 1 vs. Green Bay, Nov 24, 2019 | Kickoff Return TDs | 1 vs. Seattle, Dec 16, 2018 |
| Longest Runs | 4 vs. Dallas, Sep 26, 2022 2 at Tennessee, Sep 11, 2022 | Fair Catches | 4 vs. Carolina, Sep 18, 2022 4 vs. Washington, Dec 13, 2020 3 vs. Atlanta, Dec 15, 2019 2 vs. Indianapolis, Jan 01, 2023 2 vs. Washington, Dec 04, 2022 ...6 more at 2. |
| Receptions | 9 vs. Green Bay, Nov 05, 2020 8 at Minnesota, Dec 24, 2022 7 vs. Indianapolis, Jan 01, 2023 7 vs. Philadelphia, Dec 11, 2022 5 at Dallas, Nov 24, 2022 ...2 more at 5. | Punt Return Yards | 62 at Tennessee, Sep 11, 2022 53 vs. Pittsburgh, Sep 22, 2019 49 vs. Carolina, Oct 27, 2019 38 at L.A. Rams, Oct 13, 2019 32 at Washington, Dec 18, 2022 ...2 more at 32. |
| Receiving Yards | 184 vs. Green Bay, Nov 05, 2020 90 at Minnesota, Dec 24, 2022 76 vs. Indianapolis, Jan 01, 2023 66 vs. Seattle, Jan 03, 2021 61 vs. Philadelphia, Dec 11, 2022 | Longest Punt Return | 32 vs. Cleveland, Oct 07, 2019 23 at Washington, Dec 18, 2022 23 vs. N.Y. Giants, Nov 12, 2018 22 at Tennessee, Sep 11, 2022 18 at Tennessee, Sep 11, 2022 ...1 more at 18. |
| Receiving Average | 22.0 vs. Seattle, Jan 03, 2021 20.4 vs. Green Bay, Nov 05, 2020 16.0 vs. Detroit, Nov 20, 2022 14.0 at Dallas, Dec 20, 2020 11.8 at Tennessee, Sep 11, 2022 | Punt Returns | 6 vs. Carolina, Oct 27, 2019 5 at Tennessee, Sep 11, 2022 5 vs. Pittsburgh, Sep 22, 2019 4 at Seattle, Oct 30, 2022 3 vs. Washington, Dec 04, 2022 ...5 more at 3. |
| Longest Receptions | 57 vs. Arizona, Nov 17, 2019 53 vs. Oakland, Nov 01, 2018 47 vs. Green Bay, Nov 05, 2020 45 vs. Seattle, Jan 03, 2021 43 vs. Green Bay, Nov 05, 2020 | Punt Return Average | 12.7 at L.A. Rams, Oct 13, 2019 12.4 at Tennessee, Sep 11, 2022 10.7 at Arizona, Oct 28, 2018 10.6 vs. Pittsburgh, Sep 22, 2019 8.3 at Arizona, Oct 31, 2019 27.3 at Seattle, Dec 02, 2018 27.0 at Green Bay, Oct 15, 2018 23.3 vs. Arizona, Nov 17, 2019 17.5 at Arizona, Oct 31, 2019 15.3 vs. Denver, Dec 09, 2018 |
| Receiving TDs | 1 vs. Indianapolis, Jan 01, 2023 1 vs. Philadelphia, Dec 11, 2022 1 at Dallas, Nov 24, 2022 ...4 more at 1. | Kickoff Return Average | 1 at New Orleans, Dec 08, 2019 1 vs. Green Bay, Nov 24, 2019 1 at Seattle, Dec 02, 2018 1 vs. Indianapolis, Jan 01, 2023 1 vs. Philadelphia, Dec 11, 2022 1 at Dallas, Nov 24, 2022 ...5 more at 1. |
| All-Purpose Yards | 184 vs. Green Bay, Nov 05, 2020 135 vs. Arizona, Nov 17, 2019 123 at Tennessee, Sep 11, 2022 123 vs. Pittsburgh, Sep 22, 2019 113 vs. Seattle, Dec 16, 2018 | Special Teams Tackles | 1 at New Orleans, Dec 08, 2019 1 vs. Green Bay, Nov 24, 2019 1 at Seattle, Dec 02, 2018 1 vs. Indianapolis, Jan 01, 2023 1 vs. Philadelphia, Dec 11, 2022 1 at Dallas, Nov 24, 2022 ...5 more at 1. |
| Kickoff Returns | 4 at Arizona, Oct 31, 2019 4 at Seattle, Dec 02, 2018 4 at Green Bay, Oct 15, 2018 3 vs. Arizona, Nov 17, 2019 ...2 more at 3. | Most TDs | 1 at New Orleans, Nov 15, 2020 1 vs. Pittsburgh, Sep 22, 2019 1 at L.A. Rams, Dec 30, 2018 |
| Kickoff Return Yards | 113 vs. Seattle, Dec 16, 2018 109 at Seattle, Dec 02, 2018 108 at Green Bay, Oct 15, 2018 81 vs. L.A. Rams, Dec 21, 2019 70 vs. Arizona, Nov 17, 2019 ...1 more at 70. | Miscellaneous Tackles | |
| Longest Kickoff Return | 97t vs. Seattle, Dec 16, 2018 81 vs. L.A. Rams, Dec 21, 2019 42 at Seattle, Dec 02, 2018 32 at Green Bay, Oct 15, 2018 32 vs. Arizona, Oct 07, 2018 | | |

SINGLE-GAME HIGHS - POSTSEASON: RUSHING/RECEIVING

| | | | |
|-----------------------------|-------------------------------------------------------------------------------------------------------------------------------------------------------------------------------------------------------------|-------------------------------|-------------------------------------------------------------------------------------------------------------------------------------------------------------------------------------------------------------------------------------------------------------------------------------------------------------------------------------------|
| Receptions | 7 at Philadelphia, Jan 21, 2023 4 at Minnesota, Jan 15, 2023 | Longest Kickoff Return | 22 vs. Minnesota, Jan 11, 2020 19 at Kansas City, Feb 02, 2020 |
| Receiving Yards | 51 at Philadelphia, Jan 21, 2023 31 at Minnesota, Jan 15, 2023 | Fair Catches | 18 vs. Green Bay, Jan 19, 2020 15 at Kansas City, Feb 02, 2020 14 at Kansas City, Feb 02, 2020 |
| Receiving Average | 7.8 at Minnesota, Jan 15, 2023 7.3 at Philadelphia, Jan 21, 2023 | Punt Return Yards | 2 at Philadelphia, Jan 21, 2023 2 vs. Minnesota, Jan 11, 2020 1 at Minnesota, Jan 15, 2023 1 vs. Green Bay, Jan 19, 2020 |
| Longest Receptions | 13 at Minnesota, Jan 15, 2023 12 at Philadelphia, Jan 21, 2023 11 at Philadelphia, Jan 21, 2023 11 at Minnesota, Jan 15, 2023 | Longest Punt Return | 26 vs. Green Bay, Jan 19, 2020 23 vs. Minnesota, Jan 11, 2020 17 at Minnesota, Jan 15, 2023 |
| All-Purpose Yards | 9 at Philadelphia, Jan 21, 2023 61 at Kansas City, Feb 02, 2020 55 vs. Green Bay, Jan 19, 2020 48 at Philadelphia, Jan 21, 2023 48 at Minnesota, Jan 15, 2023 45 vs. Minnesota, Jan 11, 2020 | Punt Returns | 26 vs. Green Bay, Jan 19, 2020 18 vs. Minnesota, Jan 11, 2020 10 at Minnesota, Jan 15, 2023 7 at Minnesota, Jan 15, 2023 5 vs. Minnesota, Jan 11, 2020 3 vs. Minnesota, Jan 11, 2020 2 at Minnesota, Jan 15, 2023 1 at Philadelphia, Jan 21, 2023 1 at Kansas City, Feb 02, 2020 1 vs. Green Bay, Jan 19, 2020 |
| Kickoff Returns | 4 at Kansas City, Feb 02, 2020 2 vs. Green Bay, Jan 19, 2020 1 vs. Minnesota, Jan 11, 2020 | Punt Return Average | 7.7 vs. Minnesota, Jan 11, 2020 |
| Kickoff Return Yards | 61 at Kansas City, Feb 02, 2020 29 vs. Green Bay, Jan 19, 2020 22 vs. Minnesota, Jan 11, 2020 | Kickoff Return Average | 15.3 at Kansas City, Feb 02, 2020 |

100-YARD RECEIVING GAMES (1): REGULAR SEASON

| DATE | TEAM | NO. | YDS. | AVG. | LG | TD |
|----------|---------|-----|------|------|----|----|
| 11/05/20 | PACKERS | 9 | 184 | 20.4 | 47 | 1 |

2018 GAME-BY-GAME REGULAR-SEASON STATISTICS (49ERS)

| DATE | OPPONENT | P/S | RECEIVING | | | | | RUSHING | | | | | W/L | SCORE |
|--------------------|---------------|-------------|-----------|------------|-------------|-----------|----------|----------|----------|------------|----------|----------|----------|-------------|
| | | | NO. | YDS. | AVG. | LG | TD | NO. | YDS. | AVG. | LG | TD | | |
| 09/09 | at Vikings | | | | | | | | | | | | L | 16-24 |
| 09/16 | Lions | P | 0 | 0 | 0.0 | 0 | 0 | 0 | 0 | 0.0 | 0 | 0 | W | 30-27 |
| 09/23 | at Chiefs | | | | | | | | | | | | L | 27-38 |
| 09/30 | at Chargers | | | | | | | | | | | | L | 27-29 |
| 10/07 | Cardinals | S | 1 | 7 | 7.0 | 7 | 0 | 0 | 0 | 0.0 | 0 | 0 | L | 18-28 |
| 10/15 | at Packers | P | 0 | 0 | 0.0 | 0 | 0 | 0 | 0 | 0.0 | 0 | 0 | L | 30-33 |
| 10/21 | Rams | P | 0 | 0 | 0.0 | 0 | 0 | 0 | 0 | 0.0 | 0 | 0 | L | 10-39 |
| 10/28 | at Cardinals | P | 0 | 0 | 0.0 | 0 | 0 | 0 | 0 | 0.0 | 0 | 0 | L | 15-18 |
| 11/01 | Raiders | P | 2 | 60 | 30.0 | 53 | 0 | 0 | 0 | 0.0 | 0 | 0 | W | 34-3 |
| 11/12 | Giants | P | 0 | 0 | 0.0 | 0 | 0 | 0 | 0 | 0.0 | 0 | 0 | L | 23-27 |
| 11/25 | at Buccaneers | P | 2 | 27 | 13.5 | 19 | 0 | 0 | 0 | 0.0 | 0 | 0 | L | 9-27 |
| 12/02 | at Seahawks | P | 0 | 0 | 0.0 | 0 | 0 | 0 | 0 | 0.0 | 0 | 0 | L | 16-43 |
| 12/09 | Broncos | P | 0 | 0 | 0.0 | 0 | 0 | 0 | 0 | 0.0 | 0 | 0 | W | 20-14 |
| 12/16 | Seahawks | P | 0 | 0 | 0.0 | 0 | 0 | 0 | 0 | 0.0 | 0 | 0 | W | 26-23+ |
| 12/23 | Bears | P | 1 | 4 | 4.0 | 4 | 0 | 0 | 0 | 0.0 | 0 | 0 | L | 9-14 |
| 12/30 | at Rams | S | 3 | 32 | 10.7 | 22 | 1 | 0 | 0 | 0.0 | 0 | 0 | L | 32-48 |
| 2018 TOTALS | | 13-2 | 9 | 130 | 14.4 | 53 | 1 | 0 | 0 | 0.0 | 0 | 0 | 0 | 4-12 |

+ - Overtime



2019 GAME-BY-GAME REGULAR-SEASON STATISTICS (49ERS)

| DATE | OPPONENT | P/S | RECEIVING | | | | | RUSHING | | | | | W/L | SCORE |
|--------------------|---------------|-------------|-----------|------------|-------------|-----------|----------|----------|-----------|-------------|----------|----------|-------------|--------|
| | | | NO. | YDS. | AVG. | LG | TD | NO. | YDS. | AVG. | LG | TD | | |
| 09/08 | at Buccaneers | P | 1 | 39 | 39.0 | 39 | 1 | 0 | 0 | 0.0 | 0 | 0 | W | 31-17 |
| 09/15 | at Bengals | P | 1 | 7 | 7.0 | 7 | 0 | 0 | 0 | 0.0 | 0 | 0 | W | 41-17 |
| 09/22 | Steelers | P | 2 | 22 | 11.0 | 16 | 0 | 0 | 0 | 0.0 | 0 | 0 | W | 24-20 |
| 10/07 | Browns | P | 0 | 0 | 0.0 | 0 | 0 | 0 | 0 | 0.0 | 0 | 0 | W | 31-3 |
| 10/13 | at Rams | P | 0 | 0 | 0.0 | 0 | 0 | 0 | 0 | 0.0 | 0 | 0 | W | 20-7 |
| 10/20 | at Redskins | P | 1 | 40 | 40.0 | 40 | 0 | 0 | 0 | 0.0 | 0 | 0 | W | 9-0 |
| 10/27 | Panthers | P | 0 | 0 | 0.0 | 0 | 0 | 0 | 0 | 0.0 | 0 | 0 | W | 51-13 |
| 10/31 | at Cardinals | P | 0 | 0 | 0.0 | 0 | 0 | 0 | 0 | 0.0 | 0 | 0 | W | 28-25 |
| 11/11 | Seahawks | P | 0 | 0 | 0.0 | 0 | 0 | 0 | 0 | 0.0 | 0 | 0 | L | 24-27+ |
| 11/17 | Cardinals | P | 1 | 57 | 57.0 | 57 | 0 | 0 | 0 | 0.0 | 0 | 0 | W | 36-26 |
| 11/24 | Packers | S | 0 | 0 | 0.0 | 0 | 0 | 1 | 0 | 0.0 | 0 | 0 | W | 37-8 |
| 12/01 | at Ravens | P | 0 | 0 | 0.0 | 0 | 0 | 0 | 0 | 0.0 | 0 | 0 | L | 17-20 |
| 12/08 | at Saints | P | 0 | 0 | 0.0 | 0 | 0 | 1 | -1 | -1.0 | -1 | 0 | W | 48-46 |
| 12/15 | Falcons | P | 0 | 0 | 0.0 | 0 | 0 | 0 | 0 | 0.0 | 0 | 0 | L | 22-29 |
| 12/21 | Rams | P | 0 | 0 | 0.0 | 0 | 0 | 0 | 0 | 0.0 | 0 | 0 | W | 34-31 |
| 12/29 | at Seahawks | P | 0 | 0 | 0.0 | 0 | 0 | 0 | 0 | 0.0 | 0 | 0 | W | 26-21 |
| 2019 TOTALS | | 16-1 | 6 | 165 | 27.5 | 57 | 1 | 2 | -1 | -0.5 | 0 | 0 | 13-3 | |

+ - Overtime

2020 GAME-BY-GAME REGULAR-SEASON STATISTICS (49ERS)

| DATE | OPPONENT | P/S | RECEIVING | | | | | RUSHING | | | | | W/L | SCORE |
|--------------------|---------------|-------------|-----------|------------|-------------|-----------|----------|----------|----------|------------|----------|----------|-------------|-------|
| | | | NO. | YDS. | AVG. | LG | TD | NO. | YDS. | AVG. | LG | TD | | |
| 09/13 | Cardinals | P | 0 | 0 | 0.0 | 0 | 0 | 0 | 0 | 0.0 | 0 | 0 | L | 20-24 |
| 09/20 | at Jets | | | | | | | | | | | | W | 31-13 |
| 09/27 | at Giants | | | | | | | | | | | | W | 36-9 |
| 10/04 | Eagles | | | | | | | | | | | | L | 20-25 |
| 10/11 | Dolphins | | | | | | | | | | | | L | 17-43 |
| 10/18 | Rams | P | 0 | 0 | 0.0 | 0 | 0 | 0 | 0 | 0.0 | 0 | 0 | W | 24-16 |
| 10/25 | at Patriots | P | 0 | 0 | 0.0 | 0 | 0 | 0 | 0 | 0.0 | 0 | 0 | W | 33-6 |
| 11/01 | at Seahawks | | | | | | | | | | | | L | 27-37 |
| 11/05 | Packers | S | 9 | 184 | 20.4 | 47 | 1 | 0 | 0 | 0.0 | 0 | 0 | L | 17-34 |
| 11/15 | at Saints | S | 3 | 26 | 8.7 | 14 | 0 | 0 | 0 | 0.0 | 0 | 0 | L | 13-27 |
| 11/29 | at Rams | S | 1 | 29 | 29.0 | 29 | 0 | 0 | 0 | 0.0 | 0 | 0 | W | 23-20 |
| 12/07 | Bills | S | 0 | 0 | 0.0 | 0 | 0 | 0 | 0 | 0.0 | 0 | 0 | L | 24-34 |
| 12/13 | Football Team | P | 3 | 33 | 11.0 | 16 | 0 | 0 | 0 | 0.0 | 0 | 0 | L | 15-23 |
| 12/20 | at Cowboys | S | 4 | 56 | 14.0 | 23 | 0 | 0 | 0 | 0.0 | 0 | 0 | L | 33-41 |
| 12/26 | at Cardinals | S | 0 | 0 | 0.0 | 0 | 0 | 0 | 0 | 0.0 | 0 | 0 | W | 20-12 |
| 01/03 | Seahawks | S | 3 | 66 | 22.0 | 45 | 0 | 0 | 0 | 0.0 | 0 | 0 | L | 23-26 |
| 2020 TOTALS | | 11-7 | 23 | 394 | 17.1 | 47 | 1 | 0 | 0 | 0.0 | 0 | 0 | 6-10 | |

2021 GAME-BY-GAME REGULAR-SEASON STATISTICS (49ERS)

| DATE | OPPONENT | P/S | RECEIVING | | | | | RUSHING | | | | | W/L | SCORE |
|--------------------|--------------|------------|-----------|----------|------------|----------|----------|----------|----------|------------|----------|----------|-------------|--------|
| | | | NO. | YDS. | AVG. | LG | TD | NO. | YDS. | AVG. | LG | TD | | |
| 09/12 | at Lions | | | | | | | | | | | | W | 41-33 |
| 09/19 | at Eagles | | | | | | | | | | | | W | 17-11 |
| 09/26 | Packers | | | | | | | | | | | | L | 28-30 |
| 10/03 | Seahawks | | | | | | | | | | | | L | 21-28 |
| 10/10 | at Cardinals | | | | | | | | | | | | L | 10-17 |
| 10/24 | Colts | | | | | | | | | | | | L | 18-30 |
| 10/31 | at Bears | | | | | | | | | | | | W | 33-22 |
| 11/07 | Cardinals | | | | | | | | | | | | L | 17-31 |
| 11/15 | Rams | | | | | | | | | | | | W | 31-10 |
| 11/21 | at Jaguars | | | | | | | | | | | | W | 30-10 |
| 11/28 | Vikings | | | | | | | | | | | | W | 34-26 |
| 12/05 | at Seahawks | | | | | | | | | | | | L | 23-30 |
| 12/12 | at Bengals | | | | | | | | | | | | W | 26-23+ |
| 12/19 | Falcons | | | | | | | | | | | | W | 31-13 |
| 12/23 | at Titans | | | | | | | | | | | | L | 17-20 |
| 01/02 | Texans | | | | | | | | | | | | W | 23-7 |
| 01/09 | at Rams | | | | | | | | | | | | W | 27-24+ |
| 2021 TOTALS | | 0-0 | 0 | 0 | 0.0 | 0 | 0 | 0 | 0 | 0.0 | 0 | 0 | 10-7 | |

+ - Overtime



2022 GAME-BY-GAME REGULAR-SEASON STATISTICS (GIANTS)

| DATE | OPPONENT | P/S | RECEIVING | | | | | RUSHING | | | | | W/L/T | SCORE |
|--------------------|---------------|-------------|-----------|------------|-------------|-----------|----------|----------|----------|------------|----------|----------|--------------|-------|
| | | | NO. | YDS. | AVG. | LG | TD | NO. | YDS. | AVG. | LG | TD | | |
| 09/11 | at Titans | P | 5 | 59 | 11.8 | 16 | 0 | 1 | 2 | 2.0 | 2 | 0 | W | 21-20 |
| 09/18 | Panthers | P | 5 | 51 | 10.2 | 15 | 0 | 0 | 0 | 0.0 | 0 | 0 | W | 19-16 |
| 09/26 | Cowboys | S | 4 | 36 | 9.0 | 16 | 0 | 1 | 4 | 4.0 | 4 | 0 | L | 16-23 |
| 10/02 | Bears | P | 1 | 9 | 9.0 | 9 | 0 | 0 | 0 | 0.0 | 0 | 0 | W | 20-12 |
| 10/09 | at Packers | P | 2 | 16 | 8.0 | 15 | 0 | 0 | 0 | 0.0 | 0 | 0 | W | 27-22 |
| 10/16 | Ravens | P | 2 | 18 | 9.0 | 10 | 0 | 0 | 0 | 0.0 | 0 | 0 | W | 24-20 |
| 10/23 | at Jaguars | P | 1 | 2 | 2.0 | 2 | 0 | 0 | 0 | 0.0 | 0 | 0 | W | 23-17 |
| 10/30 | at Seahawks | P | 0 | 0 | 0.0 | 0 | 0 | 0 | 0 | 0.0 | 0 | 0 | L | 13-27 |
| 11/13 | Texans | P | 0 | 0 | 0.0 | 0 | 0 | 0 | 0 | 0.0 | 0 | 0 | W | 24-16 |
| 11/20 | Lions | P | 3 | 48 | 16.0 | 20 | 1 | 0 | 0 | 0.0 | 0 | 0 | L | 18-31 |
| 11/24 | at Cowboys | S | 5 | 41 | 8.2 | 16 | 1 | 0 | 0 | 0.0 | 0 | 0 | L | 20-28 |
| 12/04 | Commanders | P | 3 | 20 | 6.7 | 14 | 0 | 0 | 0 | 0.0 | 0 | 0 | T | 20-20 |
| 12/11 | Eagles | S | 7 | 61 | 8.7 | 19t | 1 | 0 | 0 | 0.0 | 0 | 0 | L | 22-48 |
| 12/18 | at Commanders | S | 4 | 42 | 10.5 | 15 | 0 | 0 | 0 | 0.0 | 0 | 0 | W | 20-12 |
| 12/24 | at Vikings | P | 8 | 90 | 11.3 | 33 | 0 | 0 | 0 | 0.0 | 0 | 0 | L | 24-27 |
| 01/01 | Colts | P | 7 | 76 | 10.9 | 28 | 1 | 0 | 0 | 0.0 | 0 | 0 | W | 38-10 |
| 01/08 | at Eagles | P | 0 | 0 | 0.0 | 0 | 0 | 0 | 0 | 0.0 | 0 | 0 | L | 16-22 |
| 2022 TOTALS | | 17-4 | 57 | 569 | 10.0 | 33 | 4 | 2 | 6 | 3.0 | 4 | 0 | 9-7-1 | |

2019 GAME-BY-GAME POSTSEASON STATISTICS (49ERS)

| DATE | OPPONENT | P/S | RECEIVING | | | | | RUSHING | | | | | W/L | SCORE |
|--------------------|-----------|------------|-----------|----------|------------|----------|----------|----------|----------|------------|----------|----------|------------|-------|
| | | | NO. | YDS. | AVG. | LG | TD | NO. | YDS. | AVG. | LG | TD | | |
| 01/11 | Vikings | P | 0 | 0 | 0.0 | 0 | 0 | 0 | 0 | 0.0 | 0 | 0 | W | 27-10 |
| 01/19 | Packers | P | 0 | 0 | 0.0 | 0 | 0 | 0 | 0 | 0.0 | 0 | 0 | W | 37-20 |
| 02/02 | at Chiefs | P | 0 | 0 | 0.0 | 0 | 0 | 0 | 0 | 0.0 | 0 | 0 | L | 20-31 |
| 2019 TOTALS | | 3-0 | 0 | 0 | 0.0 | 0 | 0 | 0 | 0 | 0.0 | 0 | 0 | 2-1 | |

2021 GAME-BY-GAME POSTSEASON STATISTICS (49ERS)

| DATE | OPPONENT | P/S | RECEIVING | | | | | RUSHING | | | | | W/L | SCORE |
|--------------------|------------|------------|-----------|----------|------------|----------|----------|----------|----------|------------|----------|----------|------------|-------|
| | | | NO. | YDS. | AVG. | LG | TD | NO. | YDS. | AVG. | LG | TD | | |
| 01/16 | at Cowboys | | | | | | | | | | | | W | 23-17 |
| 01/22 | at Packers | | | | | | | | | | | | W | 13-10 |
| 01/30 | at Rams | | | | | | | | | | | | L | 17-20 |
| 2021 TOTALS | | 0-0 | 0 | 0 | 0.0 | 0 | 0 | 0 | 0 | 0.0 | 0 | 0 | 2-1 | |

2022 GAME-BY-GAME POSTSEASON STATISTICS (GIANTS)

| DATE | OPPONENT | P/S | RECEIVING | | | | | RUSHING | | | | | W/L | SCORE |
|--------------------|------------|------------|-----------|-----------|------------|-----------|----------|----------|----------|------------|----------|----------|------------|-------|
| | | | NO. | YDS. | AVG. | LG | TD | NO. | YDS. | AVG. | LG | TD | | |
| 01/15 | at Vikings | S | 4 | 31 | 7.8 | 13 | 0 | 0 | 0 | 0.0 | 0 | 0 | W | 31-24 |
| 01/21 | at Eagles | S | 7 | 51 | 7.3 | 12 | 0 | 0 | 0 | 0.0 | 0 | 0 | L | 7-38 |
| 2022 TOTALS | | 2-2 | 11 | 82 | 7.5 | 13 | 0 | 0 | 0 | 0.0 | 0 | 0 | 1-1 | |



CAM JONES

LINEBACKER #44
INDIANA



ROOKIE

HEIGHT: 6'2"
WEIGHT: 227 lbs
DRAFTED: CFA-23
BIRTHDAY: 10/21/99

- 📺 Rookie linebacker enters his first season with the Chiefs in 2023.
- 📺 Originally entered the NFL as an undrafted free agent with the Kansas City Chiefs in 2023.

Transactions:

Originally entered the NFL as an undrafted free agent with the Kansas City Chiefs in 2023.

COLLEGE

Appeared in 47 of 55 career games ... Recorded 208 tackles, 13.5 tackles for loss (-57.0 yards), 7.0 sacks (-40.0 yards), two interceptions returned for a combined 44 yards and one touchdown, 11 passes defended, five forced fumbles and three fumble recoveries ... Made first career start in 2020 season opener against Penn State ... Three-time team captain (2020-22) ... Third three-time captain in Indiana history with Antwaan Randle El (1999-2001) and Emmett King (1895-97) ... Received the following awards and honors: honorable mention All-Big Ten from the conference coaches and media panels (2022, 2020), Indiana's Howard Brown "Dedication to IU Football" Award (2021) and IU's Defensive Newcomer of the Year (2018).

PERSONAL

- 📺 Linebacker and wide receiver for Head Coach John Cooley at Saint Benedict at Auburndale High School.
- 📺 Two-time all-state, three-time all-region, and two-time team most valuable player.
- 📺 2017 team captain and four-year starter led the team in tackles, sacks, tackles for loss, receptions, rushing yardage, all-purpose yardage, and touchdowns as a junior and senior.
- 📺 Topped the team in interceptions as a freshman (4) and sophomore (6).
- 📺 Four-time team special teams player of the year.
- 📺 Played in the 2017 East-West All-Star Classic and led the West in stops.
- 📺 Over his final two seasons, made 160 tackles, 60 for loss, 34.0 sacks, five interceptions, three forced fumbles, and two fumble recoveries.
- 📺 Added 3,678 all-purpose yards (1,534 receiving, 1,049 rushing, 496 punt return, 436 kick return, 163 interception return) with 32 TDs (15 receiving, 12 rushing, four punt, one interception).
- 📺 Led Saint Benedict to the most wins in program history in 2017.
- 📺 Ranked the No. 83 athlete nationally by 247Sports and the No. 24 prospect in Tennessee by Rivals.
- 📺 Four-year football and two-year track and field letterwinner.
- 📺 Participated in 100-plus hours of community service.
- 📺 Parents are Diane and Herbert Jones
- 📺 Majored in liberal studies.



CHRIS JONES' NFL REGULAR SEASON DEFENSIVE STATISTICS

| DATE | TEAM | GP | TACKLES | | | | | | | | INTERCEPTIONS | | | | | O. FUMB | | | | ST | | | | MISC | | | |
|-------------------|--------|------------|-----------|------------|------------|-----------|-----------|------------|-------------|--------------|---------------|----------|-----------|------------|----------|-----------|-----------|----------|----------|-----------|----------|----------|----------|----------|----------|----------|----------|
| | | | GS | TK | S | A | TFL | YDS | SK | YDS | QBH | NO | YDS | LG | TD | PD | FF | FR | TD | YDS | TK | S | A | FF | FR | S | A |
| 2016 | Chiefs | 16 | 11 | 28 | 17 | 11 | 5 | 26 | 2.0 | 19.0 | 10 | 0 | 0 | 0 | 0 | 4 | 0 | 0 | 0 | 0 | 0 | 0 | 0 | 0 | 0 | 0 | 0 |
| 2017 | Chiefs | 16 | 7 | 32 | 22 | 10 | 5 | 24 | 6.5 | 42.0 | 13 | 1 | -3 | 0 | 0 | 7 | 4 | 0 | 0 | 0 | 0 | 0 | 0 | 0 | 0 | 0 | 0 |
| 2018 | Chiefs | 16 | 11 | 40 | 35 | 5 | 19 | 112 | 15.5 | 122.0 | 29 | 1 | 20 | 20t | 1 | 5 | 2 | 0 | 0 | 0 | 0 | 0 | 0 | 0 | 0 | 0 | 0 |
| 2019 | Chiefs | 13 | 12 | 36 | 23 | 13 | 8 | 63 | 9.0 | 75.0 | 20 | 0 | 0 | 0 | 0 | 4 | 1 | 1 | 0 | 12 | 0 | 0 | 0 | 0 | 0 | 0 | 0 |
| 2020 | Chiefs | 15 | 14 | 36 | 23 | 13 | 3 | 17 | 7.5 | 28.0 | 28 | 0 | 0 | 0 | 0 | 4 | 2 | 0 | 0 | 0 | 0 | 0 | 0 | 0 | 0 | 0 | 0 |
| 2021 | Chiefs | 14 | 14 | 27 | 18 | 9 | 8 | 53 | 9.0 | 65.5 | 17 | 0 | 0 | 0 | 0 | 5 | 1 | 1 | 0 | -2 | 0 | 0 | 0 | 0 | 0 | 0 | 0 |
| 2022 | Chiefs | 17 | 17 | 44 | 30 | 14 | 17 | 94 | 15.5 | 105.5 | 29 | 0 | 0 | 0 | 0 | 4 | 2 | 1 | 0 | 2 | 0 | 0 | 0 | 0 | 0 | 0 | 0 |
| NFL TOTALS | | 107 | 86 | 243 | 168 | 75 | 65 | 389 | 65.0 | 457.0 | 146 | 2 | 17 | 20t | 1 | 33 | 12 | 3 | 0 | 12 | 0 | 0 | 0 | 0 | 0 | 0 | 0 |

CHRIS JONES' NFL POSTSEASON DEFENSIVE STATISTICS

| DATE | TEAM | GP | TACKLES | | | | | | | | INTERCEPTIONS | | | | | O. FUMB | | | | ST | | | | MISC | | | | |
|-------------------|--------|-----------|-----------|-----------|-----------|-----------|----------|-----------|------------|-------------|---------------|----------|----------|----------|----------|----------|----------|----------|----------|----------|----------|----------|----------|----------|----------|----------|----------|----------|
| | | | GS | TK | S | A | TFL | YDS | SK | YDS | QBH | NO | YDS | LG | TD | PD | FF | FR | TD | YDS | TK | S | A | FF | FR | S | A | |
| 2016 | Chiefs | 1 | 1 | 2 | 1 | 1 | 0 | 0 | 0.0 | 0.0 | 0 | 0 | 0 | 0 | 0 | 2 | 0 | 0 | 0 | 0 | 0 | 0 | 0 | 0 | 0 | 0 | 0 | 0 |
| 2017 | Chiefs | 1 | 1 | 2 | 1 | 1 | 0 | 0 | 0.0 | 0.0 | 0 | 0 | 0 | 0 | 0 | 0 | 0 | 0 | 0 | 0 | 0 | 0 | 0 | 0 | 0 | 0 | 0 | 0 |
| 2018 | Chiefs | 2 | 1 | 0 | 0 | 0 | 0 | 0 | 0.0 | 0.0 | 1 | 0 | 0 | 0 | 0 | 4 | 0 | 0 | 0 | 0 | 0 | 0 | 0 | 0 | 0 | 0 | 0 | 0 |
| 2019 | Chiefs | 2 | 1 | 3 | 1 | 2 | 0 | 0 | 0.0 | 0.0 | 1 | 0 | 0 | 0 | 0 | 3 | 0 | 0 | 0 | 0 | 0 | 0 | 0 | 0 | 0 | 0 | 0 | 0 |
| 2020 | Chiefs | 3 | 3 | 9 | 4 | 5 | 0 | 0 | 0.0 | 0.0 | 2 | 0 | 0 | 0 | 0 | 0 | 0 | 0 | 0 | 0 | 0 | 0 | 0 | 0 | 0 | 0 | 0 | 0 |
| 2021 | Chiefs | 3 | 3 | 6 | 4 | 2 | 2 | 7 | 0.0 | 0.0 | 0 | 0 | 0 | 0 | 0 | 0 | 0 | 0 | 0 | 0 | 0 | 0 | 0 | 0 | 0 | 0 | 0 | 0 |
| 2022 | Chiefs | 3 | 3 | 8 | 6 | 2 | 3 | 16 | 2.0 | 13.0 | 6 | 0 | 0 | 0 | 0 | 0 | 0 | 0 | 0 | 0 | 0 | 0 | 0 | 0 | 0 | 0 | 0 | 0 |
| NFL TOTALS | | 15 | 13 | 30 | 17 | 13 | 5 | 23 | 2.0 | 13.0 | 10 | 0 | 0 | 0 | 0 | 9 | 0 | 0 | 0 | 0 | 0 | 0 | 0 | 0 | 0 | 0 | 0 | 0 |

SINGLE-GAME HIGHS: DEFENSIVE

- Total Tackles**
 - 8 at Tennessee, Nov 10, 2019
 - 6 at L.A. Rams, Nov 19, 2018
 - 5 at Las Vegas, Jan 07, 2023
 - 5 at Cincinnati, Dec 04, 2022
 - 5 at L.A. Chargers, Nov 20, 2022
 - ...6 more at 5.
- Solo Tackles**
 - 6 at L.A. Rams, Nov 19, 2018
 - 5 at L.A. Chargers, Nov 20, 2022
 - 4 at Denver, Dec 11, 2022
 - 4 at Cincinnati, Jan 02, 2022
 - 4 vs. Dallas, Nov 21, 2021
 - ...5 more at 4.
- Sacks**
 - 3.5 vs. Dallas, Nov 21, 2021
 - 3.0 vs. Philadelphia, Sep 17, 2017
 - 2.5 at Las Vegas, Jan 07, 2023
 - 2.5 vs. L.A. Chargers, Dec 13, 2018
 - 2.0 at L.A. Chargers, Nov 20, 2022
 - ...8 more at 2.0.
- Passes Defensed**
 - 2 vs. Denver, Dec 05, 2021
 - 2 at Las Vegas, Nov 14, 2021
 - 2 at L.A. Chargers, Nov 18, 2019
 - ...2 more at 2.
- Forced Fumbles**
 - 2 at Baltimore, Sep 28, 2020
 - 2 vs. Philadelphia, Sep 17, 2017
 - 1 at San Francisco, Oct 23, 2022
 - 1 at Arizona, Sep 11, 2022
 - ...6 more at 1.
- Fumble Recoveries**
 - 1 vs. Dallas, Nov 21, 2021
 - 1 at Detroit, Sep 29, 2019
- Tackles For Loss**
 - 3 at L.A. Chargers, Nov 20, 2022
 - 3 vs. L.A. Chargers, Sep 15, 2022
 - 3 at L.A. Rams, Nov 19, 2018
 - 2 at Las Vegas, Jan 07, 2023
 - ...9 more at 2.
- Interceptions**
 - 1 vs. Jacksonville, Oct 07, 2018
 - 1 vs. Philadelphia, Sep 17, 2017
- Interception Return Yards**
 - 20 vs. Jacksonville, Oct 07, 2018
- Safeties**
 - 1 at Miami, Dec 13, 2020
- Longest Opp Fumble Return**
 - 12 at Detroit, Sep 29, 2019
 - 2 at Tampa Bay, Oct 02, 2022



2018 GAME-BY-GAME REGULAR-SEASON STATISTICS (CHIEFS)

| DATE | OPPONENT | P/S | TACKLES | | | | | | | INTERCEPTIONS | | | | | O. FUMB | | | | ST | | | | MISC | | W/L | SCORE | |
|--------------------|-------------|-----|--------------|-----------|-----------|----------|-------------|--------------|-----------|---------------|-----------|----------|-----------|------------|----------|----------|----------|----------|----------|----------|----------|----------|----------|----------|----------|-------------|-------|
| | | | TK | S | A | SK | YDS | TFL | YDS | QBH | NO | YDS | LG | TD | PD | FF | FR | TD | YDS | TK | S | A | FF | FR | | | S |
| 09/09 | at Chargers | S | 3 | 3 | 0 | 0.0 | 0.0 | 1 | 2 | 1 | 0 | 0 | 0 | 0 | 0 | 0 | 0 | 0 | 0 | 0 | 0 | 0 | 0 | 0 | 0 | W | 38-28 |
| 09/16 | at Steelers | S | 1 | 1 | 0 | 0.0 | 0.0 | 1 | 3 | 0 | 0 | 0 | 0 | 0 | 0 | 0 | 0 | 0 | 0 | 0 | 0 | 0 | 0 | 0 | W | 42-37 | |
| 09/23 | 49ers | S | 3 | 3 | 0 | 0.0 | 0.0 | 1 | 8 | 0 | 0 | 0 | 0 | 0 | 0 | 0 | 0 | 0 | 0 | 0 | 0 | 0 | 0 | 0 | W | 38-27 | |
| 10/01 | at Broncos | S | 0 | 0 | 0 | 0.0 | 0.0 | 0 | 0 | 2 | 0 | 0 | 0 | 0 | 0 | 0 | 0 | 0 | 0 | 0 | 0 | 0 | 0 | 0 | W | 27-23 | |
| 10/07 | Jaguars | S | 1 | 1 | 0 | 1.0 | 6.0 | 1 | 6 | 1 | 1 | 20 | 20 | 1 | 1 | 0 | 0 | 0 | 0 | 0 | 0 | 0 | 0 | 0 | W | 30-14 | |
| 10/14 | at Patriots | P | 2 | 1 | 1 | 1.0 | 6.0 | 0 | 0 | 0 | 0 | 0 | 0 | 0 | 0 | 1 | 0 | 0 | 0 | 0 | 0 | 0 | 0 | 0 | L | 40-43 | |
| 10/21 | Bengals | S | 3 | 3 | 0 | 1.0 | 11.0 | 2 | 12 | 1 | 0 | 0 | 0 | 0 | 0 | 0 | 0 | 0 | 0 | 0 | 0 | 0 | 0 | 0 | W | 45-10 | |
| 10/28 | Broncos | S | 1 | 1 | 0 | 1.0 | 10.0 | 1 | 10 | 2 | 0 | 0 | 0 | 0 | 0 | 0 | 0 | 0 | 0 | 0 | 0 | 0 | 0 | 0 | W | 30-23 | |
| 11/04 | at Browns | P | 3 | 3 | 0 | 1.0 | 13.0 | 2 | 14 | 1 | 0 | 0 | 0 | 0 | 0 | 0 | 0 | 0 | 0 | 0 | 0 | 0 | 0 | 0 | W | 37-21 | |
| 11/11 | Cardinals | S | 3 | 2 | 1 | 2.0 | 21.0 | 1 | 7 | 3 | 0 | 0 | 0 | 0 | 2 | 1 | 0 | 0 | 0 | 0 | 0 | 0 | 0 | 0 | W | 26-14 | |
| 11/19 | at Rams | S | 6 | 6 | 0 | 2.0 | 13.0 | 3 | 14 | 4 | 0 | 0 | 0 | 0 | 1 | 0 | 0 | 0 | 0 | 0 | 0 | 0 | 0 | 0 | L | 51-54 | |
| 12/02 | at Raiders | S | 5 | 4 | 1 | 1.5 | 8.0 | 1 | 6 | 2 | 0 | 0 | 0 | 0 | 0 | 0 | 0 | 0 | 0 | 0 | 0 | 0 | 0 | 0 | W | 40-33 | |
| 12/09 | Ravens | P | 3 | 3 | 0 | 1.0 | 7.0 | 1 | 7 | 1 | 0 | 0 | 0 | 0 | 0 | 0 | 0 | 0 | 0 | 0 | 0 | 0 | 0 | 0 | W | 27-24+ | |
| 12/13 | Chargers | S | 3 | 2 | 1 | 2.5 | 15.5 | 2 | 13 | 8 | 0 | 0 | 0 | 0 | 1 | 0 | 0 | 0 | 0 | 0 | 0 | 0 | 0 | 0 | L | 28-29 | |
| 12/23 | at Seahawks | P | 3 | 2 | 1 | 1.5 | 11.5 | 2 | 10 | 3 | 0 | 0 | 0 | 0 | 0 | 0 | 0 | 0 | 0 | 0 | 0 | 0 | 0 | 0 | L | 31-38 | |
| 12/30 | Raiders | P | 0 | 0 | 0 | 0.0 | 0.0 | 0 | 0 | 0 | 0 | 0 | 0 | 0 | 0 | 0 | 0 | 0 | 0 | 0 | 0 | 0 | 0 | 0 | W | 35-3 | |
| 2018 TOTALS | | | 16-11 | 40 | 35 | 5 | 15.5 | 122.0 | 19 | 112 | 29 | 1 | 20 | 20T | 1 | 5 | 2 | 0 | 0 | 0 | 0 | 0 | 0 | 0 | 0 | 12-4 | |

+ - Overtime

2019 GAME-BY-GAME REGULAR-SEASON STATISTICS (CHIEFS)

| DATE | OPPONENT | P/S | TACKLES | | | | | | | INTERCEPTIONS | | | | | O. FUMB | | | | ST | | | | MISC | | W/L | SCORE | |
|--------------------|-------------|-----|--------------|-----------|-----------|-----------|------------|-------------|----------|---------------|-----------|----------|----------|----------|----------|----------|----------|----------|----------|-----------|----------|----------|----------|----------|----------|-------------|-------|
| | | | TK | S | A | SK | YDS | TFL | YDS | QBH | NO | YDS | LG | TD | PD | FF | FR | TD | YDS | TK | S | A | FF | FR | | | S |
| 09/08 | at Jaguars | S | 1 | 1 | 0 | 0.0 | 0.0 | 0 | 0 | 1 | 0 | 0 | 0 | 0 | 0 | 0 | 0 | 0 | 0 | 0 | 0 | 0 | 0 | 0 | 0 | W | 40-26 |
| 09/15 | at Raiders | S | 5 | 3 | 2 | 1.0 | 6.0 | 1 | 6 | 3 | 0 | 0 | 0 | 0 | 1 | 0 | 0 | 0 | 0 | 0 | 0 | 0 | 0 | 0 | 0 | W | 28-10 |
| 09/22 | Ravens | S | 2 | 1 | 1 | 0.0 | 0.0 | 0 | 0 | 0 | 0 | 0 | 0 | 0 | 0 | 0 | 0 | 0 | 0 | 0 | 0 | 0 | 0 | 0 | 0 | W | 33-28 |
| 09/29 | at Lions | S | 2 | 2 | 0 | 1.0 | 10.0 | 1 | 10 | 1 | 0 | 0 | 0 | 0 | 0 | 0 | 1 | 0 | 12 | 0 | 0 | 0 | 0 | 0 | 0 | W | 34-30 |
| 10/06 | Colts | S | 1 | 1 | 0 | 0.0 | 0.0 | 0 | 0 | 2 | 0 | 0 | 0 | 0 | 0 | 0 | 0 | 0 | 0 | 0 | 0 | 0 | 0 | 0 | 0 | L | 13-19 |
| 10/13 | Texans | | | | | | | | | | | | | | | | | | | | | | | | | L | 24-31 |
| 10/17 | at Broncos | | | | | | | | | | | | | | | | | | | | | | | | | W | 30-6 |
| 10/27 | Packers | | | | | | | | | | | | | | | | | | | | | | | | | L | 24-31 |
| 11/03 | Vikings | P | 3 | 2 | 1 | 1.0 | 8.0 | 1 | 8 | 2 | 0 | 0 | 0 | 0 | 0 | 0 | 0 | 0 | 0 | 0 | 0 | 0 | 0 | 0 | 0 | W | 26-23 |
| 11/10 | at Titans | S | 8 | 4 | 4 | 2.0 | 19.0 | 1 | 7 | 2 | 0 | 0 | 0 | 0 | 0 | 1 | 0 | 0 | 0 | 0 | 0 | 0 | 0 | 0 | 0 | L | 32-35 |
| 11/18 | at Chargers | S | 0 | 0 | 0 | 0.0 | 0.0 | 0 | 0 | 1 | 0 | 0 | 0 | 0 | 2 | 0 | 0 | 0 | 0 | 0 | 0 | 0 | 0 | 0 | 0 | W | 24-17 |
| 12/01 | Raiders | S | 5 | 2 | 3 | 1.0 | 2.0 | 1 | 2 | 1 | 0 | 0 | 0 | 0 | 1 | 0 | 0 | 0 | 0 | 0 | 0 | 0 | 0 | 0 | 0 | W | 40-9 |
| 12/08 | at Patriots | S | 3 | 2 | 1 | 1.0 | 10.0 | 1 | 10 | 1 | 0 | 0 | 0 | 0 | 0 | 0 | 0 | 0 | 0 | 0 | 0 | 0 | 0 | 0 | 0 | W | 23-16 |
| 12/15 | Broncos | S | 1 | 1 | 0 | 0.0 | 0.0 | 0 | 0 | 3 | 0 | 0 | 0 | 0 | 0 | 0 | 0 | 0 | 0 | 0 | 0 | 0 | 0 | 0 | 0 | W | 23-3 |
| 12/22 | at Bears | S | 3 | 3 | 0 | 1.0 | 13.0 | 1 | 13 | 1 | 0 | 0 | 0 | 0 | 0 | 0 | 0 | 0 | 0 | 0 | 0 | 0 | 0 | 0 | 0 | W | 26-3 |
| 12/29 | Chargers | S | 2 | 1 | 1 | 1.0 | 7.0 | 1 | 7 | 2 | 0 | 0 | 0 | 0 | 0 | 0 | 0 | 0 | 0 | 0 | 0 | 0 | 0 | 0 | 0 | W | 31-21 |
| 2019 TOTALS | | | 13-12 | 36 | 23 | 13 | 9.0 | 75.0 | 8 | 63 | 20 | 0 | 0 | 0 | 0 | 4 | 1 | 1 | 0 | 12 | 0 | 0 | 0 | 0 | 0 | 12-4 | |

2020 GAME-BY-GAME REGULAR-SEASON STATISTICS (CHIEFS)

| DATE | OPPONENT | P/S | TACKLES | | | | | | | INTERCEPTIONS | | | | | O. FUMB | | | | ST | | | | MISC | | W/L | SCORE | |
|--------------------|---------------|-----|--------------|-----------|-----------|-----------|------------|-------------|----------|---------------|-----------|----------|----------|----------|----------|----------|----------|----------|----------|----------|----------|----------|----------|----------|----------|-------------|--------|
| | | | TK | S | A | SK | YDS | TFL | YDS | QBH | NO | YDS | LG | TD | PD | FF | FR | TD | YDS | TK | S | A | FF | FR | | | S |
| 09/10 | Texans | S | 4 | 3 | 1 | 1.5 | 2.0 | 0 | 0 | 2 | 0 | 0 | 0 | 0 | 0 | 0 | 0 | 0 | 0 | 0 | 0 | 0 | 0 | 0 | 0 | W | 34-20 |
| 09/20 | at Chargers | S | 3 | 2 | 1 | 0.0 | 0.0 | 0 | 0 | 2 | 0 | 0 | 0 | 0 | 0 | 0 | 0 | 0 | 0 | 0 | 0 | 0 | 0 | 0 | 0 | W | 23-20+ |
| 09/28 | at Ravens | S | 5 | 3 | 2 | 2.0 | 9.0 | 0 | 0 | 2 | 0 | 0 | 0 | 0 | 0 | 2 | 0 | 0 | 0 | 0 | 0 | 0 | 0 | 0 | 0 | W | 34-20 |
| 10/05 | Patriots | | | | | | | | | | | | | | | | | | | | | | | | | W | 26-10 |
| 10/11 | Raiders | S | 4 | 3 | 1 | 0.0 | 0.0 | 0 | 0 | 1 | 0 | 0 | 0 | 0 | 1 | 0 | 0 | 0 | 0 | 0 | 0 | 0 | 0 | 0 | 0 | L | 32-40 |
| 10/19 | at Bills | S | 2 | 0 | 2 | 0.0 | 0.0 | 0 | 0 | 0 | 0 | 0 | 0 | 0 | 0 | 0 | 0 | 0 | 0 | 0 | 0 | 0 | 0 | 0 | 0 | W | 26-17 |
| 10/25 | at Broncos | S | 3 | 1 | 2 | 1.0 | 8.0 | 1 | 8 | 2 | 0 | 0 | 0 | 0 | 0 | 0 | 0 | 0 | 0 | 0 | 0 | 0 | 0 | 0 | 0 | W | 43-16 |
| 11/01 | Jets | S | 1 | 1 | 0 | 0.0 | 0.0 | 0 | 0 | 3 | 0 | 0 | 0 | 0 | 0 | 0 | 0 | 0 | 0 | 0 | 0 | 0 | 0 | 0 | 0 | W | 35-9 |
| 11/08 | Panthers | S | 2 | 1 | 1 | 1.0 | 0.0 | 0 | 0 | 5 | 0 | 0 | 0 | 0 | 0 | 0 | 0 | 0 | 0 | 0 | 0 | 0 | 0 | 0 | 0 | W | 33-31 |
| 11/22 | at Raiders | S | 4 | 3 | 1 | 0.0 | 0.0 | 0 | 0 | 1 | 0 | 0 | 0 | 0 | 0 | 0 | 0 | 0 | 0 | 0 | 0 | 0 | 0 | 0 | 0 | W | 35-31 |
| 11/29 | at Buccaneers | S | 0 | 0 | 0 | 0.0 | 0.0 | 0 | 0 | 2 | 0 | 0 | 0 | 0 | 0 | 0 | 0 | 0 | 0 | 0 | 0 | 0 | 0 | 0 | 0 | W | 27-24 |
| 12/06 | Broncos | S | 3 | 1 | 2 | 0.0 | 0.0 | 0 | 0 | 1 | 0 | 0 | 0 | 0 | 1 | 0 | 0 | 0 | 0 | 0 | 0 | 0 | 0 | 0 | 0 | W | 22-16 |
| 12/13 | at Dolphins | S | 4 | 4 | 0 | 1.0 | 6.0 | 1 | 6 | 1 | 0 | 0 | 0 | 0 | 1 | 0 | 0 | 0 | 0 | 0 | 0 | 0 | 0 | 0 | 0 | W | 33-27 |
| 12/20 | at Saints | S | 0 | 0 | 0 | 0.0 | 0.0 | 0 | 0 | 2 | 0 | 0 | 0 | 0 | 0 | 0 | 0 | 0 | 0 | 0 | 0 | 0 | 0 | 0 | 0 | W | 32-29 |
| 12/27 | Falcons | S | 1 | 1 | 0 | 1.0 | 3.0 | 1 | 3 | 4 | 0 | 0 | 0 | 0 | 1 | 0 | 0 | 0 | 0 | 0 | 0 | 0 | 0 | 0 | 0 | W | 17-14 |
| 01/03 | Chargers | P | 0 | 0 | 0 | 0.0 | 0.0 | 0 | 0 | 0 | 0 | 0 | 0 | 0 | 0 | 0 | 0 | 0 | 0 | 0 | 0 | 0 | 0 | 0 | 0 | L | 21-38 |
| 2020 TOTALS | | | 15-14 | 36 | 23 | 13 | 7.5 | 28.0 | 3 | 17 | 28 | 0 | 0 | 0 | 0 | 4 | 2 | 0 | 0 | 0 | 0 | 0 | 0 | 0 | 0 | 14-2 | |

+ - Overtime



2020 GAME-BY-GAME POSTSEASON STATISTICS (CHIEFS)

| DATE | OPPONENT | P/S | TACKLES | | | | | | | INTERCEPTIONS | | | | | O. FUMB | | | | ST | | | | MISC | | W/L | SCORE | | |
|--------------------|---------------|------------|----------|----------|----------|------------|------------|----------|----------|---------------|----------|----------|----------|----------|----------|----------|----------|----------|----------|----------|----------|----------|----------|----------|----------|------------|-------|-------|
| | | | TK | S | A | SK | YDS | TFL | YDS | QBH | NO | YDS | LG | TD | PD | FF | FR | TD | YDS | TK | S | A | FF | FR | | | S | A |
| 01/17 | Browns | S | 3 | 1 | 2 | 0.0 | 0.0 | 0 | 0 | 1 | 0 | 0 | 0 | 0 | 0 | 0 | 0 | 0 | 0 | 0 | 0 | 0 | 0 | 0 | 0 | 0 | W | 22-17 |
| 01/24 | Bills | S | 1 | 0 | 1 | 0.0 | 0.0 | 0 | 0 | 1 | 0 | 0 | 0 | 0 | 0 | 0 | 0 | 0 | 0 | 0 | 0 | 0 | 0 | 0 | 0 | W | 38-24 | |
| 02/07 | at Buccaneers | S | 5 | 3 | 2 | 0.0 | 0.0 | 0 | 0 | 0 | 0 | 0 | 0 | 0 | 0 | 0 | 0 | 0 | 0 | 0 | 0 | 0 | 0 | 0 | 0 | L | 9-31 | |
| 2020 TOTALS | | 3-3 | 9 | 4 | 5 | 0.0 | 0.0 | 0 | 0 | 2 | 0 | 0 | 0 | 0 | 0 | 0 | 0 | 0 | 0 | 0 | 0 | 0 | 0 | 0 | 0 | 2-1 | | |

2021 GAME-BY-GAME POSTSEASON STATISTICS (CHIEFS)

| DATE | OPPONENT | P/S | TACKLES | | | | | | | INTERCEPTIONS | | | | | O. FUMB | | | | ST | | | | MISC | | W/L | SCORE | |
|--------------------|----------|------------|----------|----------|----------|------------|------------|----------|----------|---------------|----------|----------|----------|----------|----------|----------|----------|----------|----------|----------|----------|----------|----------|----------|----------|------------|--------|
| | | | TK | S | A | SK | YDS | TFL | YDS | QBH | NO | YDS | LG | TD | PD | FF | FR | TD | YDS | TK | S | A | FF | FR | | | S |
| 01/16 | Steelers | S | 2 | 1 | 1 | 0.0 | 0.0 | 1 | 0 | 0 | 0 | 0 | 0 | 0 | 0 | 0 | 0 | 0 | 0 | 0 | 0 | 0 | 0 | 0 | 0 | W | 42-21 |
| 01/23 | Bills | S | 1 | 1 | 0 | 0.0 | 0.0 | 1 | 7 | 0 | 0 | 0 | 0 | 0 | 0 | 0 | 0 | 0 | 0 | 0 | 0 | 0 | 0 | 0 | 0 | W | 42-36+ |
| 01/30 | Bengals | S | 3 | 2 | 1 | 0.0 | 0.0 | 0 | 0 | 0 | 0 | 0 | 0 | 0 | 0 | 0 | 0 | 0 | 0 | 0 | 0 | 0 | 0 | 0 | L | 24-27+ | |
| 2021 TOTALS | | 3-3 | 6 | 4 | 2 | 0.0 | 0.0 | 2 | 7 | 0 | 0 | 0 | 0 | 0 | 0 | 0 | 0 | 0 | 0 | 0 | 0 | 0 | 0 | 0 | 0 | 2-1 | |

+ - Overtime

2022 GAME-BY-GAME POSTSEASON STATISTICS (CHIEFS)

| DATE | OPPONENT | P/S | TACKLES | | | | | | | INTERCEPTIONS | | | | | O. FUMB | | | | ST | | | | MISC | | W/L | SCORE | |
|--------------------|-----------|------------|----------|----------|----------|------------|-------------|----------|-----------|---------------|----------|----------|----------|----------|----------|----------|----------|----------|----------|----------|----------|----------|----------|----------|----------|------------|-------|
| | | | TK | S | A | SK | YDS | TFL | YDS | QBH | NO | YDS | LG | TD | PD | FF | FR | TD | YDS | TK | S | A | FF | FR | | | S |
| 01/21 | Jaguars | S | 1 | 1 | 0 | 0.0 | 0.0 | 0 | 0 | 1 | 0 | 0 | 0 | 0 | 0 | 0 | 0 | 0 | 0 | 0 | 0 | 0 | 0 | 0 | 0 | W | 27-20 |
| 01/29 | Bengals | S | 4 | 3 | 1 | 2.0 | 13.0 | 3 | 16 | 5 | 0 | 0 | 0 | 0 | 0 | 0 | 0 | 0 | 0 | 0 | 0 | 0 | 0 | 0 | 0 | W | 23-20 |
| 02/12 | at Eagles | S | 3 | 2 | 1 | 0.0 | 0.0 | 0 | 0 | 0 | 0 | 0 | 0 | 0 | 0 | 0 | 0 | 0 | 0 | 0 | 0 | 0 | 0 | 0 | 0 | W | 38-35 |
| 2022 TOTALS | | 3-3 | 8 | 6 | 2 | 2.0 | 13.0 | 3 | 16 | 6 | 0 | 0 | 0 | 0 | 0 | 0 | 0 | 0 | 0 | 0 | 0 | 0 | 0 | 0 | 0 | 3-0 | |





**NIC
JONES**

**CORNERBACK #31
BALL STATE**

ROOKIE

**HEIGHT: 6'0"
WEIGHT: 189 LBS
DRAFTED: D7-23
BIRTHDAY: 10/15/01**



📺 Rookie cornerback enters his first season with the Chiefs in 2023.

📺 Originally entered the NFL as a seventh-round pick (250th overall) by the Kansas City Chiefs in the 2023 NFL Draft.

Transactions:

Originally entered the NFL as a seventh-round pick (250th overall) by the Kansas City Chiefs in the 2023 NFL Draft.

COLLEGE

Played in 37 games at Ball State (2019-22) ... Notched 64 tackles (49 solo), one tackle for loss, three interceptions returned for 12 yards, 22 passes defended and two blocks ... Returned five kicks for 94 yards ... Received the Ball State John Hodge Award given to the team's most outstanding freshman in 2019.

PERSONAL

- 📺 Earned two letters from Head Coach Tim Conley at Southfield A&T High.
- 📺 3-star recruit via 247Sports.
- 📺 Second team all-league honors.
- 📺 Posted three interceptions, four passes defended and three forced fumbles as a senior.
- 📺 Son of William Jones and Natelege Sims.
- 📺 Five brothers and two sisters.



TRUMAN JONES

DEFENSIVE END #57
HARVARD



ROOKIE

HEIGHT: 6'4"
WEIGHT: 250 LBS
DRAFTED: CFA-23
BIRTHDAY: 5/13/00

📌 Rookie defensive end enters his first season with the Chiefs in 2023.

📌 Originally entered the NFL as an undrafted free agent with the Kansas City Chiefs in 2023.

Transactions:

Originally entered the NFL as an undrafted free agent with the Kansas City Chiefs in 2023.

COLLEGE

Played 30 games for Harvard (2018-22) ... Recorded 88 tackles, 28.5 tackles for loss (-104.0 yards), 14.5 sacks (-74.0 yards), four passes defended, three forced fumbles, one fumble recovery and four blocks ... Served as the 148th team captain in Harvard football history ... In 2022, led the team in tackles for loss (13.0; T-1st in Ivy), sacks (6.0), quarterback hurries (six), blocked kicks (three), and ranked fourth nationally in blocked kicks, 21st in tackles for loss per game (1.3) and 38th in sacks per game (0.60) ... Finished second in the Ivy League in sacks in 2019 with 6.5 behind teammate Brogan McPartland in just seven games ... Received the following awards and honors: 2022 -- Phil Steele Preseason second-team All-Ivy League, William V. Campbell Trophy Semifinalist, Bulger Lowe Award (Top Defensive Player in New England), CSC Academic All-District, Academic All-Ivy, first-team All-Ivy (unanimous), NEFW All-New England Team, Hula Bowl Selection, Phil Steele first-team All-Ivy League, Phil Steele Ivy League Defensive Player of the Year, Bluebloods first-team All-Ivy League, Bushnell Cup Winner, All-ECAC, East-West Shrine Bowl Selection, FCS Associated Press third-team All-America, FCS Stats Perform third-team All-America, FCS AFCA second-team All-America, CSC Academic All-America, FCS Phil Steele third-team All-America, FCS Bluebloods third-team All-America, New England Football Journal first-team All-New England, FCS ADA Academic All-Star Team, FCS ADA Postgraduate Scholarship finalist and NFF Hampshire Honor Society; 2021 -- Phil Steele All-Ivy League fourth-team and Phil Steele Preseason All-Ivy League first-team; 2020 -- Phil Steele Preseason All-Ivy League first-team, 2019 -- Phil Steele All-Ivy League third-team selection and FCS National Honor Roll (Oct. 7).

PERSONAL

- 📌 Three-year starter and one-year captain at Westminster.
- 📌 2015 3A State Champions.
- 📌 Elected to the All-Metro and All-State 3A teams.
- 📌 Three-year starter, two-year captain for lacrosse team.
- 📌 Won 2017 lacrosse state championship.
- 📌 Named to All-American and all-state lacrosse teams in 2017.
- 📌 National Honor Society member in 2017.
- 📌 Westminster School West Point, Band member of the Year, and James K. Izlar Award winner.
- 📌 Carson Scholar.
- 📌 Sr. Teen Vice President and Teen Regional Delegate for Jack and Jill of America.
- 📌 Father, Archie, graduated from Harvard Business School in 1998.





JOSHUA KAINDOH



DEFENSIVE END #59
FLORIDA STATE

2ND YEAR IN THE NFL

2ND YEAR WITH THE CHIEFS

HEIGHT: 6'6"
WEIGHT: 260 LBS
DRAFTED: D4-21
BIRTHDAY: 12/27/98

Second-year defensive end enters his second season with the Chiefs in 2023, after spending last season on the club's inactive list.

Originally entered the NFL as a fourth-round pick (144th overall) by the Kansas City Chiefs in the 2021 NFL Draft.

Transactions:

Originally entered the NFL as a fourth-round pick (144th overall) by the Kansas City Chiefs in the 2021 NFL Draft.

COLLEGE

Appeared in 36 games with 10 starts at Florida State (2017-20) totaling 58 tackles, including 16.5 for loss with 8.0 sacks, 11 quarterback hurries, two pass breakups and one forced fumble ... During the 2020 season, started all eight games in which he appeared and recorded 13 tackles, including 3.0 for loss, one interception and one pass breakup ... Was a Seminole Scholar in 2020 ... In 2019, appeared in three games with one start before suffering a season-ending injury ... Made the ACC Honor Roll in 2019 ... In 2018, appeared in all 12 games with one start totaling 19 tackles, 4.5 for loss with 3.0 sacks, four quarterback hurries and one pass breakup ... Earned team's Academic Excellence Award in 2018 ... In 2017, contributed in all 13 games, totaling 17 tackles, 6.5 for loss, 4.0 sacks and one forced fumble ... Made the ACC Honor Roll in 2017.

PERSONAL

Originally from Maryland, spent his final season at IMG Academy in Bradenton in 2016.

Participated in 'The Opening' and the Under Armour All-America Game and led all players on Team Highlight with six tackles as well as a pass breakup and a quarterback hurry.

Named to the All-USA Today first-team defense after a 41-tackle, 7.5-sack senior season.

Hometown: Baltimore, Md.

JOSHUA KAINDOH'S NFL REGULAR SEASON DEFENSIVE STATISTICS

| DATE | TEAM | GP | GS | TACKLES | | | | | | | INTERCEPTIONS | | | | | O. FUMB | | | | ST | | | | MISC | | | | | | |
|-------------------|--------|----------|----------|----------|----------|----------|----------|----------|----------|------------|---------------|----------|----------|----------|----------|----------|----------|----------|----------|----------|----------|----------|----------|----------|----------|----------|----------|----------|----------|----------|
| | | | | TK | S | A | TFL | YDS | SK | YDS | QBH | NO | YDS | LG | TD | PD | FF | FR | TD | YDS | TK | S | A | FF | FR | S | A | | | |
| 2021 | Chiefs | 3 | 0 | 0 | 0 | 0 | 0 | 0 | 0 | 0.0 | 0.0 | 0 | 0 | 0 | 0 | 0 | 0 | 0 | 0 | 0 | 0 | 0 | 0 | 0 | 0 | 0 | 0 | 0 | 0 | 0 |
| 2022 | Chiefs | 0 | 0 | 0 | 0 | 0 | 0 | 0 | 0 | 0.0 | 0.0 | 0 | 0 | 0 | 0 | 0 | 0 | 0 | 0 | 0 | 0 | 0 | 0 | 0 | 0 | 0 | 0 | 0 | 0 | 0 |
| NFL TOTALS | | 3 | 0 | 0 | 0 | 0 | 0 | 0 | 0 | 0.0 | 0.0 | 0 | 0 | 0 | 0 | 0 | 0 | 0 | 0 | 0 | 0 | 0 | 0 | 0 | 0 | 0 | 0 | 0 | 0 | 0 |

JOSHUA KAINDOH'S NFL POSTSEASON DEFENSIVE STATISTICS

| DATE | TEAM | GP | GS | TACKLES | | | | | | | INTERCEPTIONS | | | | | O. FUMB | | | | ST | | | | MISC | | | | | | |
|-------------------|--------|----------|----------|----------|----------|----------|----------|----------|----------|------------|---------------|----------|----------|----------|----------|----------|----------|----------|----------|----------|----------|----------|----------|----------|----------|----------|----------|----------|----------|----------|
| | | | | TK | S | A | TFL | YDS | SK | YDS | QBH | NO | YDS | LG | TD | PD | FF | FR | TD | YDS | TK | S | A | FF | FR | S | A | | | |
| 2021 | Chiefs | 0 | 0 | 0 | 0 | 0 | 0 | 0 | 0 | 0.0 | 0.0 | 0 | 0 | 0 | 0 | 0 | 0 | 0 | 0 | 0 | 0 | 0 | 0 | 0 | 0 | 0 | 0 | 0 | 0 | 0 |
| 2022 | Chiefs | 0 | 0 | 0 | 0 | 0 | 0 | 0 | 0 | 0.0 | 0.0 | 0 | 0 | 0 | 0 | 0 | 0 | 0 | 0 | 0 | 0 | 0 | 0 | 0 | 0 | 0 | 0 | 0 | 0 | 0 |
| NFL TOTALS | | 0 | 0 | 0 | 0 | 0 | 0 | 0 | 0 | 0.0 | 0.0 | 0 | 0 | 0 | 0 | 0 | 0 | 0 | 0 | 0 | 0 | 0 | 0 | 0 | 0 | 0 | 0 | 0 | 0 | 0 |





GEORGE KARLAFTIS

DEFENSIVE END #56

PURDUE



2ND YEAR IN THE NFL

2ND YEAR WITH THE CHIEFS

HEIGHT: 6'4"
WEIGHT: 263 LBS
DRAFTED: D1B-22
BIRTHDAY: 4/3/01

- Second-year defensive end enters his second season with the Chiefs in 2023.
- Originally entered the NFL as the second of two first-round picks (30th overall) by the Kansas City Chiefs in the 2022 NFL Draft.

Career Highlights:

- In 2022, George Karlaftis became the 19th player in franchise history to start all regular season games in their rookie season. Karlaftis joins C Creed Humphrey and G Trey

Smith to be the first three to start 17 games in their rookie season since the NFL added a 17th regular season game in the 2021 season.

- As a rookie, finished the 2022 season with the second-most sacks on the team (6.0) behind DT Chris Jones (15.5).

Transactions:

Originally entered the NFL as the second of two first-round picks (30th overall) by the Kansas City Chiefs in the 2022 NFL Draft.

COLLEGE

Three-year letterwinner at Purdue ... Played 27 games, logging 99 tackles (64 solo), including 25.5 for a loss of 138.0 yards ... Recorded 14.5 sacks (-80.0 yards), one interception, five passes defensed, four forced fumbles and two fumble recoveries ... Earned second-team All-Big Ten, as well as Academic All-Big Ten honors in 2020 ... Named first-team *Associated Press* Freshman All-American as a freshman in 2019.

PERSONAL

- Selected to play in 2019 U.S. Army All-American Bowl, where he received national Defensive Player of the Year honor.
- Team went 15-0 in 2018, winning Indiana Class 3A state championship.
- Indiana Class 3A Player of the Year.
- 2018 Top 50 All-Indiana by Indiana Football Coaches Association.
- Associated Press* All-State Class 3A as a senior.
- 2018 IndyStar Mr. Football Defensive Lineman of the Year.
- According to MaxPreps, finished his senior season with 106 tackles, including 56 for loss and 17.5 sacks.
- Via MaxPreps, he finished his prep career with 332 tackles, including 84 tackles for loss and 41 sacks.
- Back-to-back state champion in shot put - 59 feet, 5 1/2 inches as a sophomore and 60 feet, 1/2 inch as a junior.
- Moved to West Lafayette, Indiana, from Athens, Greece, in eighth grade, when he began playing football.



GEORGE KARLAFTIS' NFL REGULAR SEASON DEFENSIVE STATISTICS

| DATE | TEAM | GP | GS | TACKLES | | | | | | | INTERCEPTIONS | | | | | O. FUMB | | | | ST | | | | MISC | | | | |
|-------------------|--------|-----------|-----------|-----------|-----------|-----------|----------|-----------|------------|-------------|---------------|----------|----------|----------|----------|----------|----------|----------|----------|----------|----------|----------|----------|----------|----------|----------|----------|----------|
| | | | | TK | S | A | TFL | YDS | SK | YDS | QBH | NO | YDS | LG | TD | PD | FF | FR | TD | YDS | TK | S | A | FF | FR | S | A | |
| 2022 | Chiefs | 17 | 17 | 33 | 18 | 15 | 8 | 38 | 6.0 | 40.0 | 11 | 0 | 0 | 0 | 0 | 7 | 0 | 2 | 0 | 0 | 0 | 0 | 0 | 0 | 0 | 0 | 0 | 0 |
| NFL TOTALS | | 17 | 17 | 33 | 18 | 15 | 8 | 38 | 6.0 | 40.0 | 11 | 0 | 0 | 0 | 0 | 7 | 0 | 2 | 0 | 0 | 0 | 0 | 0 | 0 | 0 | 0 | 0 | 0 |

GEORGE KARLAFTIS' NFL POSTSEASON DEFENSIVE STATISTICS

| DATE | TEAM | GP | GS | TACKLES | | | | | | | INTERCEPTIONS | | | | | O. FUMB | | | | ST | | | | MISC | | | | |
|-------------------|--------|----------|----------|----------|----------|----------|----------|----------|------------|------------|---------------|----------|----------|----------|----------|----------|----------|----------|----------|----------|----------|----------|----------|----------|----------|----------|----------|----------|
| | | | | TK | S | A | TFL | YDS | SK | YDS | QBH | NO | YDS | LG | TD | PD | FF | FR | TD | YDS | TK | S | A | FF | FR | S | A | |
| 2022 | Chiefs | 3 | 3 | 4 | 2 | 2 | 1 | 4 | 1.0 | 4.0 | 1 | 0 | 0 | 0 | 0 | 0 | 0 | 0 | 0 | 0 | 0 | 0 | 0 | 0 | 0 | 0 | 0 | 0 |
| NFL TOTALS | | 3 | 3 | 4 | 2 | 2 | 1 | 4 | 1.0 | 4.0 | 1 | 0 | 0 | 0 | 0 | 0 | 0 | 0 | 0 | 0 | 0 | 0 | 0 | 0 | 0 | 0 | 0 | 0 |



TRAVIS KELCE

TIGHT END #87
CINCINNATI



11TH YEAR IN THE NFL | 11TH YEAR WITH THE CHIEFS

HEIGHT: 6'5"
WEIGHT: 250 LBS
DRAFTED: D3A-13
BIRTHDAY: 10/5/89

- ▶ 11th-year tight end enters his 11th season with the Chiefs in 2023.
- ▶ Spent the majority of the 2013 season on the club's injured reserve list.
- ▶ Originally entered the NFL as the first of two third-round picks (63rd overall) by the Kansas City Chiefs in the 2013 NFL Draft.

Career Highlights:

- ▶ Kelce has caught a pass in 143 consecutive games, marking the longest streak in franchise history besting PFHOF TE Tony Gonzalez's 126 consecutive games. He is three consecutive games behind WR DeAndre Hopkins (145) to be the active streak holder outright.
- ▶ Kelce owns 69 career receiving touchdowns, tying for second in team history. He needs eight more receiving touchdowns to best PFHOF TE Tony Gonzalez (76).
- ▶ Between Kelce and QB Patrick Mahomes, the pair has 46 touchdown connections. Their 46 touchdown connections is tied with PFHOF QB Len Dawson and former WR Otis Taylor for most QB-pass catcher connections in Chiefs history.
- ▶ Kelce holds the record for most receptions by any NFL tight end in their first 10 seasons with 814 catches.
- ▶ Currently has 35 regular season games of 100 receiving yards or more, which is the most such games in team history and is the most 100-yard games by a tight end in league history.
- ▶ His 144 receptions of 20 or more yards is a franchise best for all pass catchers.
- ▶ Kelce's nine consecutive seasons with 50+ receptions is tied for the top spot with WR Mike Evans for the most consecutive seasons among all active pass catchers in the league.
- ▶ Kelce's three seasons of 100+ receptions is a franchise best for any pass catcher and a league best for all tight ends.
- ▶ With 4,896 yards after catch, Kelce is ranked at the top of most yards after catch by any tight end in NFL history.
- ▶ Became the fastest tight end in NFL history to reach the 800-reception plateau, doing so in 142 career games played. He is tied with PFHOF WR Torry Holt for seventh-fewest games to record 800 receptions by any NFL pass catcher.
- ▶ After being the fastest tight end in NFL history to record 6,000, 7,000, 8,000 and 9,000 receiving yards, Kelce, once again, was the fastest to reach 10,000 receiving yards, and the fifth to ever do so. Kelce recorded 10,000 receiving yards in 140 games. Not only was he the fastest tight end to accomplish this feat, but he is tied with WR A.J. Green for the

16th-fewest games to record 10,000 receiving yards by any NFL pass catcher.

- ▶ For the seventh-straight season in 2022, Kelce eclipsed 1,000 receiving yards, extending his previously established NFL record for tight ends and franchise pass catcher record of six such seasons.
- ▶ His 2022 season is one for the record books as he recorded the most receptions by any Chiefs tight end in a single-season with 110 catches.
- ▶ In Week 3 against Indianapolis Colts (9/25/22), successfully completed his fifth-career two-point conversion setting a Chiefs record for the most two-point conversions in a career.
- ▶ Week 15 against the Chargers (12/16/21), Kelce recorded a career-high 191 yards on 10 receptions with two receiving touchdowns, including a fourth-quarter seven-yard score and the game-winning 34-yard catch-and-run touchdown in overtime.
- ▶ Recorded 105 receptions in 2020, setting the franchise record for most receptions in a single-season by any pass catcher, at the time. He also became the first Chiefs player to record multiple seasons with 100 or more receptions (2018, 2020, 2022).
- ▶ Finished the 2020 season with 1,416 receiving yards. Kelce and former Chiefs WR Tyreek Hill (1,276) both recorded 1,000+ receiving yards and 10+ receiving touchdowns in 2020. It marked the second time in franchise history that the club had a pair of players accomplish this feat, with Hill and Kelce also doing so in 2018. It marks the 16th time in NFL history that a team had at least two players with 10+ receiving touchdowns and 1,000+ receiving yards in the same season. Kelce and Hill are just the third pair of teammates to accomplish the feat in multiple seasons with the same team, joining Cris Carter and Randy Moss (Minnesota, 1998 and 1999) and Demaryius Thomas and Eric Decker (Denver, 2012 and 2013).
- ▶ With 1,416 receiving yards in 2020, he set the NFL record for the most receiving yards by a tight end in NFL history, passing 49ers TE George Kittle's previous record of 1,377 yards set in 2018. He finished the 2020 season with 1,643 receiving yards in the regular and postseason, also the most by a tight end in NFL history.
- ▶ Recorded his first-career rushing touchdown on a four-yard carry in Week 14 against New England (12/8/19).
- ▶ During the 2018 season recorded 1,336 receiving yards the most by a tight end in a single-season in Chiefs history, at the time. He also briefly broke the NFL single-season receiving yards record before San Francisco TE George Kittle broke the record later that same day.

Postseason Career Highlights:

- His 16 career receiving touchdowns, 133 receptions, 1,548 receiving yards and 1,550 scrimmage yards in the postseason are all the most in franchise history.
- Kelce's 16 receiving touchdowns are a league best for tight ends and second-most amongst all NFL pass catchers in the postseason, behind PFHOF WR Jerry Rice (22).
- His 133 receptions are a league best for tight ends and second-most amongst all NFL pass catchers in the postseason, behind PFHOF WR Jerry Rice (151).
- Kelce's 1,548 receiving yards are a league best for tight ends and second-most amongst all NFL pass catchers in the postseason, behind PFHOF WR Jerry Rice (2,245).
- His seven career 100-yard receiving games in the postseason are the most in franchise history.
- Appeared in 18th career postseason game with the club versus the Philadelphia Eagles (2/12/23) establishing a new franchise record for most postseason games played with LS James Winchester.
- Has recorded at least three receptions in each of his 18 postseason appearances, marking the longest streak of consecutive games with at least three receptions in postseason play.
- Caught game-winning pass from QB Patrick Mahomes in the AFC Divisional Round to beat the Buffalo Bills in overtime (1/23/22).
- Became the second tight end in NFL history to throw a touchdown pass in the postseason after throwing a two-yard pass to WR Byron Pringle in the AFC Wild Card game versus the Steelers (1/16/22). The only other tight end to throw a postseason touchdown pass is Trey Burton, who completed a one-yard touchdown pass to QB Nick Foles for the Philadelphia Eagles in Super Bowl LII (2/4/18).
- With 133 yards in Super Bowl LV recorded his third-consecutive postseason game with 100+ receiving yards. He became the first TE in NFL history to record three-consecutive 100-yard games in a single postseason. He joined former WR Larry Fitzgerald, who recorded four-consecutive 100-yard games in the 2008 postseason, as the only two players in NFL history with at least three-consecutive 100-yard games in the

same postseason.

- Led the Chiefs with four receiving touchdowns in the 2019 postseason, including a one-yard score in Super Bowl LIV against San Francisco.
- In the AFC Divisional Round against Houston (1/12/20), he scored three receiving touchdowns, the most receiving touchdowns scored in a postseason game in Chiefs history. All three scores came in the second quarter, making him the first player in the Super Bowl era to record three receiving touchdowns in a single quarter in a postseason game.

Honors:

- Selected to the Pro Bowl following the 2015, 2016, 2017, 2018, 2019, 2020, 2021 and 2022 seasons.
- Named an AP All-Pro following the 2016 (first-team), 2017 (second-team), 2018 (first-team), 2019 (second-team), 2020 (first-team; unanimous), 2021 (second-team) and 2022 (first-team) seasons.
- Received PFWA All-NFL Team honors in 2018 and 2020.
- Received PFWA All-AFC Team honors in 2016, 2017, 2018 and 2019.
- Received TSN All-NFL Team honors in 2016, 2019, 2020 and 2021.
- Was voted by teammates as an offensive team captain prior to the club's 2017, 2018, 2019, 2020, 2021 and 2022 playoff games.
- 2022 Week 11 AFC Offensive Player of the Week.
- 2021 Week 15 AFC Offensive Player of the Week.
- 2020 Chiefs Derrick Thomas Most Valuable Player.
- 2010's Pro Football Hall of Fame All-Decade Team.
- 2017 PFWA All-Pro (first-team).
- 2016 Sporting News All-Pro.
- 2014 Ed Block Courage Award.

Transactions:

Re-signed with Kansas City (8/14/20) ... Re-signed with Kansas City (1/29/16) ... Originally entered the NFL as the first of two third-round picks (63rd overall) by the Kansas City Chiefs in the 2013 NFL Draft.

COLLEGE

Played in 35 games (12 starts) at Cincinnati ... Spent the bulk of his 11-game freshman campaign being utilized as a quarterback ... Made a full transition to tight end for the 2011 season ... Caught 59 passes for 875 yards (14.83 avg.) and 10 touchdowns, adding 47 yards and two scores on eight carries (5.88 avg.), in addition to recording two tackles (one solo) with a 13-yard kickoff return while completing his only pass attempt for a 39-yard touchdown ... In 21 games as a tight end, he snagged 59 of 71 passes targeted to him, as his success rate (83.10 pct.) was the best for any active player in the collegiate ranks.

PERSONAL

- Three-year letterwinner at quarterback at Cleveland Heights High School.
- Recognized with All-Lake Erie League honors after totaling 2,539 yards of total offense as a senior and collected 1,016 yards rushing, including 10 touchdowns and 1,523 passing yards on 103-of-198 attempts, with 21 scores and eight interceptions in 2007.
- Brother, Jason Kelce, was a sixth round (191st overall) pick of the 2011 NFL Draft by the Philadelphia Eagles and was the starting center on the Super Bowl LII Championship Eagles team.
- In 2015, founded The Eighty-Seven & Running Foundation that helps underserved youth strive to become productive citizens by mentoring and motivating them to explore and develop their abilities while learning critical life skills.
- Majored in exploratory studies.
- Hometown: Cleveland Heights, Ohio.

TRAVIS KELCE'S NFL REGULAR SEASON RUSHING/RECEIVING STATISTICS

| DATE | TEAM | GP | GS | RECEIVING | | | | | RUSHING | | | | |
|-------------------|--------|------------|------------|------------|---------------|-------------|------------|-----------|----------|-----------|------------|-----------|----------|
| | | | | NO. | YDS. | AVG. | LG | TD | NO. | YDS. | AVG. | LG | TD |
| 2013 | Chiefs | 1 | 0 | 0 | 0 | 0.0 | 0 | 0 | 0 | 0 | 0.0 | 0 | 0 |
| 2014 | Chiefs | 16 | 11 | 67 | 862 | 12.9 | 34 | 5 | 0 | 0 | 0.0 | 0 | 0 |
| 2015 | Chiefs | 16 | 16 | 72 | 875 | 12.2 | 42t | 5 | 0 | 0 | 0.0 | 0 | 0 |
| 2016 | Chiefs | 16 | 15 | 85 | 1,125 | 13.2 | 80t | 4 | 1 | -5 | -5.0 | -5 | 0 |
| 2017 | Chiefs | 15 | 15 | 83 | 1,038 | 12.5 | 44 | 8 | 2 | 7 | 3.5 | 4 | 0 |
| 2018 | Chiefs | 16 | 16 | 103 | 1,336 | 13.0 | 43 | 10 | 0 | 0 | 0.0 | 0 | 0 |
| 2019 | Chiefs | 16 | 16 | 97 | 1,229 | 12.7 | 47 | 5 | 1 | 4 | 4.0 | 4t | 1 |
| 2020 | Chiefs | 15 | 15 | 105 | 1,416 | 13.5 | 45 | 11 | 0 | 0 | 0.0 | 0 | 0 |
| 2021 | Chiefs | 16 | 16 | 92 | 1,125 | 12.2 | 69 | 9 | 2 | 3 | 1.5 | 4t | 1 |
| 2022 | Chiefs | 17 | 17 | 110 | 1,338 | 12.2 | 52 | 12 | 2 | 5 | 2.5 | 4 | 0 |
| NFL TOTALS | | 144 | 137 | 814 | 10,344 | 12.7 | 80T | 69 | 8 | 14 | 1.8 | 4T | 2 |

TRAVIS KELCE'S NFL POSTSEASON RUSHING/RECEIVING STATISTICS

| DATE | TEAM | GP | GS | RECEIVING | | | | | RUSHING | | | | |
|-------------------|--------|-----------|-----------|------------|--------------|-------------|------------|-----------|----------|----------|------------|----------|----------|
| | | | | NO. | YDS. | AVG. | LG | TD | NO. | YDS. | AVG. | LG | TD |
| 2013 | Chiefs | 0 | 0 | 0 | 0 | 0.0 | 0 | 0 | 0 | 0 | 0.0 | 0 | 0 |
| 2015 | Chiefs | 2 | 2 | 14 | 151 | 10.8 | 48 | 0 | 0 | 0 | 0.0 | 0 | 0 |
| 2016 | Chiefs | 1 | 1 | 5 | 77 | 15.4 | 24 | 0 | 0 | 0 | 0.0 | 0 | 0 |
| 2017 | Chiefs | 1 | 1 | 4 | 66 | 16.5 | 27 | 1 | 0 | 0 | 0.0 | 0 | 0 |
| 2018 | Chiefs | 2 | 2 | 10 | 131 | 13.1 | 30 | 1 | 0 | 0 | 0.0 | 0 | 0 |
| 2019 | Chiefs | 3 | 3 | 19 | 207 | 10.9 | 28 | 4 | 1 | 2 | 2.0 | 2 | 0 |
| 2020 | Chiefs | 3 | 3 | 31 | 360 | 11.6 | 33 | 3 | 0 | 0 | 0.0 | 0 | 0 |
| 2021 | Chiefs | 3 | 3 | 23 | 299 | 13.0 | 48t | 3 | 0 | 0 | 0.0 | 0 | 0 |
| 2022 | Chiefs | 3 | 3 | 27 | 257 | 9.5 | 22 | 4 | 0 | 0 | 0.0 | 0 | 0 |
| NFL TOTALS | | 18 | 18 | 133 | 1,548 | 11.6 | 48T | 16 | 1 | 2 | 2.0 | 2 | 0 |

TRAVIS KELCE'S NFL REGULAR SEASON PASSING/RUSHING STATISTICS

| DATE | TEAM | GP | GS | PASSING | | | | | | | | | | RUSHING | | | | | |
|---------------|--------|------------|------------|----------|----------|-------------|----------|------------|----------|----------|----------|----------|----------|------------|----------|-----------|------------|-----------|----------|
| | | | | ATT. | CMP. | PCT. | YDS | AVG. | TD | INT. | LG | SK | LST | RATE | NO. | YDS. | AVG. | LG | TD |
| 2013 | Chiefs | 1 | 0 | 0 | 0 | 0.0 | 0 | 0.0 | 0 | 0 | 0 | 0 | 0 | 0.0 | 0 | 0 | 0.0 | 0 | 0 |
| 2014 | Chiefs | 16 | 11 | 0 | 0 | 0.0 | 0 | 0.0 | 0 | 0 | 0 | 0 | 0 | 0.0 | 0 | 0 | 0.0 | 0 | 0 |
| 2015 | Chiefs | 16 | 16 | 0 | 0 | 0.0 | 0 | 0.0 | 0 | 0 | 0 | 0 | 0 | 0.0 | 0 | 0 | 0.0 | 0 | 0 |
| 2016 | Chiefs | 16 | 15 | 0 | 0 | 0.0 | 0 | 0.0 | 0 | 0 | 0 | 0 | 0 | 0.0 | 1 | -5 | -5.0 | 0 | 0 |
| 2017 | Chiefs | 15 | 15 | 1 | 0 | 0.0 | 0 | 0.0 | 0 | 1 | 0 | 0 | 0 | 0.0 | 2 | 7 | 3.5 | 4 | 0 |
| 2018 | Chiefs | 16 | 16 | 0 | 0 | 0.0 | 0 | 0.0 | 0 | 0 | 0 | 0 | 0 | 0.0 | 0 | 0 | 0.0 | 0 | 0 |
| 2019 | Chiefs | 16 | 16 | 0 | 0 | 0.0 | 0 | 0.0 | 0 | 0 | 0 | 0 | 0 | 0.0 | 1 | 4 | 4.0 | 4t | 1 |
| 2020 | Chiefs | 15 | 15 | 2 | 1 | 50.0 | 4 | 2.0 | 0 | 0 | 4 | 0 | 0 | 56.3 | 0 | 0 | 0.0 | 0 | 0 |
| 2021 | Chiefs | 16 | 16 | 0 | 0 | 0.0 | 0 | 0.0 | 0 | 0 | 0 | 0 | 0 | 0.0 | 2 | 3 | 1.5 | 4t | 1 |
| 2022 | Chiefs | 17 | 17 | 0 | 0 | 0.0 | 0 | 0.0 | 0 | 0 | 0 | 0 | 0 | 0.0 | 2 | 5 | 2.5 | 4 | 0 |
| TOTALS | | 144 | 137 | 3 | 1 | 33.3 | 4 | 1.3 | 0 | 1 | 4 | 0 | 0 | 2.8 | 8 | 14 | 1.8 | 4T | 2 |

SINGLE-GAME HIGHS: RUSHING/RECEIVING

| | |
|----------------------------------------------------------------------------------------------------------------------------------------------------------------------------------------------------------------------------------------------------------------------------------------------------------------------------------------------------------------------------------------------------------------------------------------------------------------------------------------------------------------------------------------------------------------------------------------------------------------------------------------------------------------------------------------------------------------------------------------------------------------------------------------------------------------------------------------------------------------------------------------------------------------------------------------------------------------------------------------------------------------|---------------------------------------------------------------------------------------------------------------------------------------------------------------------------------------------------------------------------------------------------------------------------------------------------------------------------------------------------------------------------------------------------------------------------------------------------------------------------------------------------------------------------------------------------------------------------------------------------------------------------------------------------------------------------------------------------------------------------------------------------------------------------------------------------------------------------------------------------------------------------------------------------------------------------------------------------------------------------------------------------------------------------------------------------------------------------------------------------------------------------------------------------------------------------------------------------------------------------------------------------------------------------|
| <p>Rush Attempts 1 at Cincinnati, Jan 02, 2022 1 vs. Dallas, Nov 21, 2021 1 at New England, Dec 08, 2019 ...3 more at 1.</p> <p>Rushing Yards 4 vs. Dallas, Nov 21, 2021 4 at New England, Dec 08, 2019 4 at New England, Sep 07, 2017 3 vs. Washington, Oct 02, 2017 1 at Indianapolis, Sep 25, 2022</p> <p>Longest Runs 4 vs. Buffalo, Oct 16, 2022 4t vs. Dallas, Nov 21, 2021 4t at New England, Dec 08, 2019 ...1 more at 4.</p> <p>Rushing TDs 1 vs. Dallas, Nov 21, 2021 1 at New England, Dec 08, 2019</p> <p>Receptions 12 at Oakland, Dec 02, 2018 11 vs. Denver, Dec 15, 2019 11 vs. Denver, Dec 25, 2016 10 at Houston, Dec 18, 2022 10 vs. Tennessee, Nov 06, 2022 ...3 more at 10.</p> <p>Receiving Yards 191 at L.A. Chargers, Dec 16, 2021 168 at Oakland, Dec 02, 2018 160 vs. Denver, Dec 25, 2016 159 vs. Carolina, Nov 08, 2020 142 vs. Denver, Dec 15, 2019</p> | <p>Receiving Average 29.3 at Jacksonville, Sep 08, 2019 23.5 at N.Y. Jets, Dec 03, 2017 23.3 vs. New England, Oct 05, 2020 20.3 at Denver, Sep 14, 2014 20.2 vs. Oakland, Dec 08, 2016 80t vs. Denver, Dec 25, 2016 69 at L.A. Chargers, Dec 16, 2021 52 vs. Seattle, Dec 24, 2022 47 vs. Oakland, Dec 01, 2019 46 vs. Jacksonville, Nov 13, 2022 ...1 more at 46.</p> <p>Longest Receptions 4 vs. Las Vegas, Oct 10, 2022 3 at L.A. Chargers, Nov 20, 2022 2 at L.A. Chargers, Dec 16, 2021 2 vs. Cleveland, Sep 12, 2021 2 at Buffalo, Oct 19, 2020 ...5 more at 2.</p> <p>Receiving TDs 191 at L.A. Chargers, Dec 16, 2021 168 at Oakland, Dec 02, 2018 160 vs. Denver, Dec 25, 2016 159 vs. Carolina, Nov 08, 2020 142 vs. Denver, Dec 15, 2019 4 vs. Las Vegas, Oct 10, 2022 3 at L.A. Chargers, Nov 20, 2022 2 at L.A. Chargers, Dec 16, 2021 2 vs. Cleveland, Sep 12, 2021 2 at Buffalo, Oct 19, 2020 ...5 more at 2.</p> <p>All-Purpose Yards 1 at Baltimore, Sep 19, 2021 1 vs. Indianapolis, Oct 06, 2019 1 vs. Denver, Oct 28, 2018 ...1 more at 1.</p> <p>Most TDs</p> <p>Miscellaneous Tackles</p> |
|----------------------------------------------------------------------------------------------------------------------------------------------------------------------------------------------------------------------------------------------------------------------------------------------------------------------------------------------------------------------------------------------------------------------------------------------------------------------------------------------------------------------------------------------------------------------------------------------------------------------------------------------------------------------------------------------------------------------------------------------------------------------------------------------------------------------------------------------------------------------------------------------------------------------------------------------------------------------------------------------------------------|---------------------------------------------------------------------------------------------------------------------------------------------------------------------------------------------------------------------------------------------------------------------------------------------------------------------------------------------------------------------------------------------------------------------------------------------------------------------------------------------------------------------------------------------------------------------------------------------------------------------------------------------------------------------------------------------------------------------------------------------------------------------------------------------------------------------------------------------------------------------------------------------------------------------------------------------------------------------------------------------------------------------------------------------------------------------------------------------------------------------------------------------------------------------------------------------------------------------------------------------------------------------------|

SINGLE-GAME HIGHS - POSTSEASON: RUSHING/RECEIVING

| | |
|--------------------------------------------------------------------------------------------------------------------------------------------------------------------------------------------------------------------------------------------------------------------------------------------------------------------------------------------------------------------------------------------------------------------------------------------------------------------------------------------------------------------------------------------------------------------------------------------------------------------------------------------------------------------------------------------------------------------------------------------------------------------------------------------------------------------------|---------------------------------------------------------------------------------------------------------------------------------------------------------------------------------------------------------------------------------------------------------------------------------------------------------------------------------------------------------------------------------------------------------------------------------------------------------------------------------------------------------------------------------------------------------------------------------------------------------------------------------------------------------------------------------------------------------------------------------------------------------------------------------------------------------------------------------------------------------------------------------------------------------------------------------------------|
| <p>Rush Attempts 1 vs. San Francisco, Feb 02, 2020</p> <p>Rushing Yards 2 vs. San Francisco, Feb 02, 2020</p> <p>Longest Runs 2 vs. San Francisco, Feb 02, 2020</p> <p>Receptions 14 vs. Jacksonville, Jan 21, 2023 13 vs. Buffalo, Jan 24, 2021 10 vs. Cincinnati, Jan 30, 2022 10 at Tampa Bay, Feb 07, 2021 10 vs. Houston, Jan 12, 2020</p> <p>Receiving Yards 134 vs. Houston, Jan 12, 2020 133 at Tampa Bay, Feb 07, 2021 128 at Houston, Jan 09, 2016 118 vs. Buffalo, Jan 24, 2021 109 vs. Cleveland, Jan 17, 2021</p> <p>Receiving Average 21.6 vs. Pittsburgh, Jan 16, 2022 16.5 vs. Tennessee, Jan 06, 2018 16.0 at Houston, Jan 09, 2016 15.4 vs. Indianapolis, Jan 12, 2019 15.4 vs. Pittsburgh, Jan 15, 2017</p> | <p>Longest Receptions 48t vs. Pittsburgh, Jan 16, 2022 48 at Houston, Jan 09, 2016 33 at Tampa Bay, Feb 07, 2021 31 vs. Pittsburgh, Jan 16, 2022 30 vs. Indianapolis, Jan 12, 2019 3 vs. Houston, Jan 12, 2020 2 vs. Jacksonville, Jan 21, 2023 2 vs. Buffalo, Jan 24, 2021 1 at Philadelphia, Feb 12, 2023 1 vs. Cincinnati, Jan 29, 2023 ...7 more at 1.</p> <p>Receiving TDs 134 vs. Houston, Jan 12, 2020 133 at Tampa Bay, Feb 07, 2021 128 at Houston, Jan 09, 2016 118 vs. Buffalo, Jan 24, 2021 109 vs. Cleveland, Jan 17, 2021 3 vs. Houston, Jan 12, 2020 2 vs. Jacksonville, Jan 21, 2023 2 vs. Pittsburgh, Jan 16, 2022 2 vs. Buffalo, Jan 24, 2021 1 at Philadelphia, Feb 12, 2023 ...7 more at 1.</p> <p>All-Purpose Yards</p> <p>Most TDs</p> <p>Miscellaneous Tackles 1 vs. Cincinnati, Jan 30, 2022</p> |
|--------------------------------------------------------------------------------------------------------------------------------------------------------------------------------------------------------------------------------------------------------------------------------------------------------------------------------------------------------------------------------------------------------------------------------------------------------------------------------------------------------------------------------------------------------------------------------------------------------------------------------------------------------------------------------------------------------------------------------------------------------------------------------------------------------------------------|---------------------------------------------------------------------------------------------------------------------------------------------------------------------------------------------------------------------------------------------------------------------------------------------------------------------------------------------------------------------------------------------------------------------------------------------------------------------------------------------------------------------------------------------------------------------------------------------------------------------------------------------------------------------------------------------------------------------------------------------------------------------------------------------------------------------------------------------------------------------------------------------------------------------------------------------|



100-YARD RECEIVING GAMES (35): REGULAR SEASON

| DATE | TEAM | NO. | YDS. | AVG. | LG | TD |
|----------|--------------|-----|------|------|-----|----|
| 12/07/14 | at Cardinals | 7 | 110 | 15.7 | 29 | 0 |
| 09/13/15 | at Texans | 6 | 106 | 17.7 | 42t | 2 |
| 10/30/16 | at Colts | 7 | 101 | 14.4 | 21 | 1 |
| 11/20/16 | BUCCANEERS | 7 | 108 | 15.4 | 44 | 0 |
| 11/27/16 | at Broncos | 8 | 101 | 12.6 | 21 | 0 |
| 12/04/16 | at Falcons | 8 | 140 | 17.5 | 35 | 0 |
| 12/08/16 | RAIDERS | 5 | 101 | 20.2 | 34 | 0 |
| 12/25/16 | BRONCOS | 11 | 160 | 14.5 | 80t | 1 |
| 09/17/17 | EAGLES | 8 | 103 | 12.9 | 44 | 1 |
| 10/02/17 | COMMANDERS | 7 | 111 | 15.9 | 32 | 1 |
| 10/30/17 | BRONCOS | 7 | 133 | 19.0 | 33 | 1 |
| 11/19/17 | at Giants | 8 | 109 | 13.6 | 32 | 0 |
| 09/16/18 | at Steelers | 7 | 109 | 15.6 | 31 | 2 |
| 09/23/18 | 49ERS | 8 | 114 | 14.3 | 25 | 0 |
| 10/07/18 | JAGUARS | 5 | 100 | 20.0 | 40 | 0 |
| 11/19/18 | at Rams | 10 | 127 | 12.7 | 37 | 1 |
| 12/02/18 | at Raiders | 12 | 168 | 14.0 | 28 | 2 |
| 09/15/19 | at Raiders | 7 | 107 | 15.3 | 34 | 1 |
| 12/15/19 | BRONCOS | 11 | 142 | 12.9 | 21 | 0 |
| 10/11/20 | RAIDERS | 8 | 108 | 13.5 | 32 | 1 |
| 11/01/20 | JETS | 8 | 109 | 13.6 | 25 | 1 |
| 11/08/20 | PANTHERS | 10 | 159 | 15.9 | 44 | 0 |
| 11/22/20 | at Raiders | 8 | 127 | 15.9 | 22t | 1 |
| 12/06/20 | BRONCOS | 8 | 136 | 17.0 | 28 | 1 |
| 12/13/20 | at Dolphins | 8 | 136 | 17.0 | 32 | 1 |
| 09/19/21 | at Ravens | 7 | 109 | 15.6 | 46t | 1 |
| 09/26/21 | CHARGERS | 7 | 104 | 14.9 | 28 | 0 |
| 11/14/21 | at Raiders | 8 | 119 | 14.9 | 30 | 0 |
| 12/16/21 | at Chargers | 10 | 191 | 19.1 | 69 | 2 |
| 09/11/22 | at Cardinals | 8 | 121 | 15.1 | 35 | 1 |
| 10/16/22 | BILLS | 8 | 108 | 13.5 | 25 | 0 |
| 11/06/22 | TITANS | 10 | 106 | 10.6 | 23 | 0 |
| 11/20/22 | at Chargers | 6 | 115 | 19.2 | 34 | 3 |
| 12/18/22 | at Texans | 10 | 105 | 10.5 | 18 | 0 |
| 12/24/22 | SEAHAWKS | 6 | 113 | 18.8 | 52 | 0 |

100-YARD RECEIVING GAMES (7): POST SEASON

| DATE | TEAM | NO. | YDS. | AVG. | LG | TD |
|----------|---------------|-----|------|------|-----|----|
| 01/09/16 | at Texans | 8 | 128 | 16.0 | 48 | 0 |
| 01/12/19 | COLTS | 7 | 108 | 15.4 | 30 | 0 |
| 01/12/20 | TEXANS | 10 | 134 | 13.4 | 28 | 3 |
| 01/17/21 | BROWNS | 8 | 109 | 13.6 | 24 | 1 |
| 01/24/21 | BILLS | 13 | 118 | 9.1 | 17 | 2 |
| 02/07/21 | at Buccaneers | 10 | 133 | 13.3 | 33 | 0 |
| 01/16/22 | STEELERS | 5 | 108 | 21.6 | 48t | 1 |

2013 GAME-BY-GAME REGULAR-SEASON STATISTICS (CHIEFS)

| DATE | OPPONENT | P/S | RECEIVING | | | | | RUSHING | | | | | W/L | SCORE |
|--------------------|-------------|------------|-----------|----------|------------|----------|----------|----------|----------|------------|----------|----------|------------|--------|
| | | | NO. | YDS. | AVG. | LG | TD | NO. | YDS. | AVG. | LG | TD | | |
| 09/08 | at Jaguars | | | | | | | | | | | | W | 28-2 |
| 09/15 | Cowboys | P | 0 | 0 | 0.0 | 0 | 0 | 0 | 0 | 0.0 | 0 | 0 | W | 17-16 |
| 09/19 | at Eagles | | | | | | | | | | | | W | 26-16 |
| 09/29 | Giants | | | | | | | | | | | | W | 31-7 |
| 10/06 | at Titans | | | | | | | | | | | | W | 26-17 |
| 10/13 | Raiders | | | | | | | | | | | | W | 24-7 |
| 10/20 | Texans | | | | | | | | | | | | W | 17-16 |
| 11/03 | at Bills | | | | | | | | | | | | W | 23-13 |
| 11/17 | at Broncos | | | | | | | | | | | | L | 17-27 |
| 11/24 | Chargers | | | | | | | | | | | | L | 38-41 |
| 12/01 | Broncos | | | | | | | | | | | | L | 28-35 |
| 12/08 | at Redskins | | | | | | | | | | | | W | 45-10 |
| 12/22 | Colts | | | | | | | | | | | | L | 7-23 |
| 12/29 | at Chargers | | | | | | | | | | | | L | 24-27+ |
| 2013 TOTALS | | 1-0 | 0 | 0 | 0.0 | 0 | 0 | 0 | 0 | 0.0 | 0 | 0 | 9-5 | |

+ - Overtime



2014 GAME-BY-GAME REGULAR-SEASON STATISTICS (CHIEFS)

| DATE | OPPONENT | P/S | RECEIVING | | | | | RUSHING | | | | | W/L | SCORE |
|--------------------|--------------|--------------|-----------|------------|-------------|-----------|----------|----------|----------|------------|----------|----------|------------|-------|
| | | | NO. | YDS. | AVG. | LG | TD | NO. | YDS. | AVG. | LG | TD | | |
| 09/07 | Titans | P | 3 | 49 | 16.3 | 27 | 0 | 0 | 0 | 0.0 | 0 | 0 | L | 10-26 |
| 09/14 | at Broncos | P | 4 | 81 | 20.3 | 24 | 0 | 0 | 0 | 0.0 | 0 | 0 | L | 17-24 |
| 09/21 | at Dolphins | S | 3 | 36 | 12.0 | 20t | 1 | 0 | 0 | 0.0 | 0 | 0 | W | 34-15 |
| 09/29 | Patriots | S | 8 | 93 | 11.6 | 33 | 1 | 0 | 0 | 0.0 | 0 | 0 | W | 41-14 |
| 10/05 | at 49ers | S | 2 | 15 | 7.5 | 13 | 1 | 0 | 0 | 0.0 | 0 | 0 | L | 17-22 |
| 10/19 | at Chargers | P | 4 | 33 | 8.3 | 16 | 0 | 0 | 0 | 0.0 | 0 | 0 | W | 23-20 |
| 10/26 | Rams | S | 4 | 45 | 11.3 | 17 | 0 | 0 | 0 | 0.0 | 0 | 0 | W | 34-7 |
| 11/02 | Jets | S | 4 | 67 | 16.8 | 34 | 1 | 0 | 0 | 0.0 | 0 | 0 | W | 24-10 |
| 11/09 | at Bills | P | 2 | 19 | 9.5 | 13 | 0 | 0 | 0 | 0.0 | 0 | 0 | W | 17-13 |
| 11/16 | Seahawks | S | 3 | 37 | 12.3 | 23 | 0 | 0 | 0 | 0.0 | 0 | 0 | W | 24-20 |
| 11/20 | at Raiders | S | 4 | 67 | 16.8 | 27 | 0 | 0 | 0 | 0.0 | 0 | 0 | L | 20-24 |
| 11/30 | Broncos | P | 3 | 36 | 12.0 | 19 | 0 | 0 | 0 | 0.0 | 0 | 0 | L | 16-29 |
| 12/07 | at Cardinals | S | 7 | 110 | 15.7 | 29 | 0 | 0 | 0 | 0.0 | 0 | 0 | L | 14-17 |
| 12/14 | Raiders | S | 5 | 59 | 11.8 | 20t | 1 | 0 | 0 | 0.0 | 0 | 0 | W | 31-13 |
| 12/21 | at Steelers | S | 4 | 31 | 7.8 | 13 | 0 | 0 | 0 | 0.0 | 0 | 0 | L | 12-20 |
| 12/28 | Chargers | S | 7 | 84 | 12.0 | 24 | 0 | 0 | 0 | 0.0 | 0 | 0 | W | 19-7 |
| 2014 TOTALS | | 16-11 | 67 | 862 | 12.9 | 34 | 5 | 0 | 0 | 0.0 | 0 | 0 | 9-7 | |

2015 GAME-BY-GAME REGULAR-SEASON STATISTICS (CHIEFS)

| DATE | OPPONENT | P/S | RECEIVING | | | | | RUSHING | | | | | W/L | SCORE |
|--------------------|-------------|--------------|-----------|------------|-------------|------------|----------|----------|----------|------------|----------|----------|-------------|-------|
| | | | NO. | YDS. | AVG. | LG | TD | NO. | YDS. | AVG. | LG | TD | | |
| 09/13 | at Texans | S | 6 | 106 | 17.7 | 42t | 2 | 0 | 0 | 0.0 | 0 | 0 | W | 27-20 |
| 09/17 | Broncos | S | 4 | 58 | 14.5 | 29 | 0 | 0 | 0 | 0.0 | 0 | 0 | L | 24-31 |
| 09/28 | at Packers | S | 6 | 80 | 13.3 | 38 | 0 | 0 | 0 | 0.0 | 0 | 0 | L | 28-38 |
| 10/04 | at Bengals | S | 5 | 49 | 9.8 | 14 | 0 | 0 | 0 | 0.0 | 0 | 0 | L | 21-36 |
| 10/11 | Bears | S | 3 | 35 | 11.7 | 16 | 0 | 0 | 0 | 0.0 | 0 | 0 | L | 17-18 |
| 10/18 | at Vikings | S | 5 | 88 | 17.6 | 37 | 0 | 0 | 0 | 0.0 | 0 | 0 | L | 10-16 |
| 10/25 | Steelers | S | 5 | 73 | 14.6 | 26 | 0 | 0 | 0 | 0.0 | 0 | 0 | W | 23-13 |
| 11/01 | Lions | S | 6 | 49 | 8.2 | 18 | 1 | 0 | 0 | 0.0 | 0 | 0 | W | 45-10 |
| 11/15 | at Broncos | S | 5 | 36 | 7.2 | 9 | 0 | 0 | 0 | 0.0 | 0 | 0 | W | 29-13 |
| 11/22 | at Chargers | S | 5 | 46 | 9.2 | 16 | 0 | 0 | 0 | 0.0 | 0 | 0 | W | 33-3 |
| 11/29 | Bills | S | 4 | 69 | 17.3 | 38 | 1 | 0 | 0 | 0.0 | 0 | 0 | W | 30-22 |
| 12/06 | at Raiders | S | 2 | 42 | 21.0 | 26 | 0 | 0 | 0 | 0.0 | 0 | 0 | W | 34-20 |
| 12/13 | Chargers | S | 3 | 18 | 6.0 | 11 | 0 | 0 | 0 | 0.0 | 0 | 0 | W | 10-3 |
| 12/20 | at Ravens | S | 6 | 73 | 12.2 | 29 | 0 | 0 | 0 | 0.0 | 0 | 0 | W | 34-14 |
| 12/27 | Browns | S | 6 | 43 | 7.2 | 13t | 1 | 0 | 0 | 0.0 | 0 | 0 | W | 17-13 |
| 01/03 | Raiders | S | 1 | 10 | 10.0 | 10 | 0 | 0 | 0 | 0.0 | 0 | 0 | W | 23-17 |
| 2015 TOTALS | | 16-16 | 72 | 875 | 12.2 | 42T | 5 | 0 | 0 | 0.0 | 0 | 0 | 11-5 | |

2016 GAME-BY-GAME REGULAR-SEASON STATISTICS (CHIEFS)

| DATE | OPPONENT | P/S | RECEIVING | | | | | RUSHING | | | | | W/L | SCORE |
|--------------------|-------------|--------------|-----------|--------------|-------------|------------|----------|----------|-----------|-------------|-----------|----------|-------------|--------|
| | | | NO. | YDS. | AVG. | LG | TD | NO. | YDS. | AVG. | LG | TD | | |
| 09/11 | Chargers | S | 6 | 74 | 12.3 | 20 | 0 | 0 | 0 | 0.0 | 0 | 0 | W | 33-27+ |
| 09/18 | at Texans | S | 5 | 34 | 6.8 | 11 | 0 | 0 | 0 | 0.0 | 0 | 0 | L | 12-19 |
| 09/25 | Jets | S | 6 | 89 | 14.8 | 42 | 1 | 0 | 0 | 0.0 | 0 | 0 | W | 24-3 |
| 10/02 | at Steelers | S | 5 | 23 | 4.6 | 9 | 1 | 0 | 0 | 0.0 | 0 | 0 | L | 14-43 |
| 10/16 | at Raiders | S | 3 | 32 | 10.7 | 21 | 0 | 0 | 0 | 0.0 | 0 | 0 | W | 26-10 |
| 10/23 | Saints | S | 2 | 24 | 12.0 | 14 | 0 | 0 | 0 | 0.0 | 0 | 0 | W | 27-21 |
| 10/30 | at Colts | S | 7 | 101 | 14.4 | 21 | 1 | 0 | 0 | 0.0 | 0 | 0 | W | 30-14 |
| 11/06 | Jaguars | S | 5 | 58 | 11.6 | 23 | 0 | 0 | 0 | 0.0 | 0 | 0 | W | 19-14 |
| 11/13 | at Panthers | S | 3 | 31 | 10.3 | 16 | 0 | 0 | 0 | 0.0 | 0 | 0 | W | 20-17 |
| 11/20 | Buccaneers | S | 7 | 108 | 15.4 | 44 | 0 | 1 | -5 | -5.0 | -5 | 0 | L | 17-19 |
| 11/27 | at Broncos | S | 8 | 101 | 12.6 | 21 | 0 | 0 | 0 | 0.0 | 0 | 0 | W | 30-27+ |
| 12/04 | at Falcons | S | 8 | 140 | 17.5 | 35 | 0 | 0 | 0 | 0.0 | 0 | 0 | W | 29-28 |
| 12/08 | Raiders | S | 5 | 101 | 20.2 | 34 | 0 | 0 | 0 | 0.0 | 0 | 0 | W | 21-13 |
| 12/18 | Titans | S | 3 | 41 | 13.7 | 16 | 0 | 0 | 0 | 0.0 | 0 | 0 | L | 17-19 |
| 12/25 | Broncos | S | 11 | 160 | 14.5 | 80t | 1 | 0 | 0 | 0.0 | 0 | 0 | W | 33-10 |
| 01/01 | at Chargers | P | 1 | 8 | 8.0 | 8 | 0 | 0 | 0 | 0.0 | 0 | 0 | W | 37-27 |
| 2016 TOTALS | | 16-15 | 85 | 1,125 | 13.2 | 80T | 4 | 1 | -5 | -5.0 | -5 | 0 | 12-4 | |

+ - Overtime



2017 GAME-BY-GAME REGULAR-SEASON STATISTICS (CHIEFS)

| DATE | OPPONENT | P/S | RECEIVING | | | | | RUSHING | | | | | W/L | SCORE |
|--------------------|-------------|--------------|-----------|--------------|-------------|-----------|----------|----------|----------|------------|----------|----------|-------------|-------|
| | | | NO. | YDS. | AVG. | LG | TD | NO. | YDS. | AVG. | LG | TD | | |
| 09/07 | at Patriots | S | 5 | 40 | 8.0 | 14 | 0 | 1 | 4 | 4.0 | 4 | 0 | W | 42-27 |
| 09/17 | Eagles | S | 8 | 103 | 12.9 | 44 | 1 | 0 | 0 | 0.0 | 0 | 0 | W | 27-20 |
| 09/24 | at Chargers | S | 1 | 1 | 1.0 | 1 | 0 | 0 | 0 | 0.0 | 0 | 0 | W | 24-10 |
| 10/02 | Redskins | S | 7 | 111 | 15.9 | 32 | 1 | 1 | 3 | 3.0 | 3 | 0 | W | 29-20 |
| 10/08 | at Texans | S | 8 | 98 | 12.3 | 26 | 0 | 0 | 0 | 0.0 | 0 | 0 | W | 42-34 |
| 10/15 | Steelers | S | 4 | 37 | 9.3 | 23 | 0 | 0 | 0 | 0.0 | 0 | 0 | L | 13-19 |
| 10/19 | at Raiders | S | 4 | 33 | 8.3 | 10t | 1 | 0 | 0 | 0.0 | 0 | 0 | L | 30-31 |
| 10/30 | Broncos | S | 7 | 133 | 19.0 | 33 | 1 | 0 | 0 | 0.0 | 0 | 0 | W | 29-19 |
| 11/05 | at Cowboys | S | 7 | 73 | 10.4 | 22 | 1 | 0 | 0 | 0.0 | 0 | 0 | L | 17-28 |
| 11/19 | at Giants | S | 8 | 109 | 13.6 | 32 | 0 | 0 | 0 | 0.0 | 0 | 0 | L | 9-12+ |
| 11/26 | Bills | S | 3 | 39 | 13.0 | 25 | 0 | 0 | 0 | 0.0 | 0 | 0 | L | 10-16 |
| 12/03 | at Jets | S | 4 | 94 | 23.5 | 36t | 2 | 0 | 0 | 0.0 | 0 | 0 | L | 31-38 |
| 12/10 | Raiders | S | 7 | 74 | 10.6 | 20 | 0 | 0 | 0 | 0.0 | 0 | 0 | W | 26-15 |
| 12/16 | Chargers | S | 6 | 46 | 7.7 | 21 | 0 | 0 | 0 | 0.0 | 0 | 0 | W | 30-13 |
| 12/24 | Dolphins | S | 4 | 47 | 11.8 | 18 | 1 | 0 | 0 | 0.0 | 0 | 0 | W | 29-13 |
| 12/31 | at Broncos | | | | | | | | | | | | W | 27-24 |
| | | | | | | | | | | | | | INACTIVE | |
| 2017 TOTALS | | 15-15 | 83 | 1,038 | 12.5 | 44 | 8 | 2 | 7 | 3.5 | 4 | 0 | 10-6 | |

+ - Overtime

2018 GAME-BY-GAME REGULAR-SEASON STATISTICS (CHIEFS)

| DATE | OPPONENT | P/S | RECEIVING | | | | | RUSHING | | | | | W/L | SCORE |
|--------------------|-------------|--------------|------------|--------------|-------------|-----------|-----------|----------|----------|------------|----------|----------|-------------|--------|
| | | | NO. | YDS. | AVG. | LG | TD | NO. | YDS. | AVG. | LG | TD | | |
| 09/09 | at Chargers | S | 1 | 6 | 6.0 | 6 | 0 | 0 | 0 | 0.0 | 0 | 0 | W | 38-28 |
| 09/16 | at Steelers | S | 7 | 109 | 15.6 | 31 | 2 | 0 | 0 | 0.0 | 0 | 0 | W | 42-37 |
| 09/23 | 49ers | S | 8 | 114 | 14.3 | 25 | 0 | 0 | 0 | 0.0 | 0 | 0 | W | 38-27 |
| 10/01 | at Broncos | S | 7 | 78 | 11.1 | 29 | 1 | 0 | 0 | 0.0 | 0 | 0 | W | 27-23 |
| 10/07 | Jaguars | S | 5 | 100 | 20.0 | 40 | 0 | 0 | 0 | 0.0 | 0 | 0 | W | 30-14 |
| 10/14 | at Patriots | S | 5 | 61 | 12.2 | 17 | 0 | 0 | 0 | 0.0 | 0 | 0 | L | 40-43 |
| 10/21 | Bengals | S | 5 | 95 | 19.0 | 43 | 0 | 0 | 0 | 0.0 | 0 | 0 | W | 45-10 |
| 10/28 | Broncos | S | 6 | 79 | 13.2 | 18 | 1 | 0 | 0 | 0.0 | 0 | 0 | W | 30-23 |
| 11/04 | at Browns | S | 7 | 99 | 14.1 | 21 | 2 | 0 | 0 | 0.0 | 0 | 0 | W | 37-21 |
| 11/11 | Cardinals | S | 6 | 46 | 7.7 | 10 | 0 | 0 | 0 | 0.0 | 0 | 0 | W | 26-14 |
| 11/19 | at Rams | S | 10 | 127 | 12.7 | 37 | 1 | 0 | 0 | 0.0 | 0 | 0 | L | 51-54 |
| 12/02 | at Raiders | S | 12 | 168 | 14.0 | 28 | 2 | 0 | 0 | 0.0 | 0 | 0 | W | 40-33 |
| 12/09 | Ravens | S | 7 | 77 | 11.0 | 17 | 1 | 0 | 0 | 0.0 | 0 | 0 | W | 27-24+ |
| 12/13 | Chargers | S | 7 | 61 | 8.7 | 16 | 0 | 0 | 0 | 0.0 | 0 | 0 | L | 28-29 |
| 12/23 | at Seahawks | S | 5 | 54 | 10.8 | 23 | 0 | 0 | 0 | 0.0 | 0 | 0 | L | 31-38 |
| 12/30 | Raiders | S | 5 | 62 | 12.4 | 25 | 0 | 0 | 0 | 0.0 | 0 | 0 | W | 35-3 |
| 2018 TOTALS | | 16-16 | 103 | 1,336 | 13.0 | 43 | 10 | 0 | 0 | 0.0 | 0 | 0 | 12-4 | |

+ - Overtime

2019 GAME-BY-GAME REGULAR-SEASON STATISTICS (CHIEFS)

| DATE | OPPONENT | P/S | RECEIVING | | | | | RUSHING | | | | | W/L | SCORE |
|--------------------|-------------|--------------|-----------|--------------|-------------|-----------|----------|----------|----------|------------|-----------|----------|-------------|-------|
| | | | NO. | YDS. | AVG. | LG | TD | NO. | YDS. | AVG. | LG | TD | | |
| 09/08 | at Jaguars | S | 3 | 88 | 29.3 | 42 | 0 | 0 | 0 | 0.0 | 0 | 0 | W | 40-26 |
| 09/15 | at Raiders | S | 7 | 107 | 15.3 | 34 | 1 | 0 | 0 | 0.0 | 0 | 0 | W | 28-10 |
| 09/22 | Ravens | S | 7 | 89 | 12.7 | 21 | 0 | 0 | 0 | 0.0 | 0 | 0 | W | 33-28 |
| 09/29 | at Lions | S | 7 | 85 | 12.1 | 18 | 0 | 0 | 0 | 0.0 | 0 | 0 | W | 34-30 |
| 10/06 | Colts | S | 4 | 70 | 17.5 | 24 | 0 | 0 | 0 | 0.0 | 0 | 0 | L | 13-19 |
| 10/13 | Texans | S | 4 | 58 | 14.5 | 18 | 0 | 0 | 0 | 0.0 | 0 | 0 | L | 24-31 |
| 10/17 | at Broncos | S | 6 | 44 | 7.3 | 13 | 0 | 0 | 0 | 0.0 | 0 | 0 | W | 30-6 |
| 10/27 | Packers | S | 4 | 63 | 15.8 | 29t | 1 | 0 | 0 | 0.0 | 0 | 0 | L | 24-31 |
| 11/03 | Vikings | S | 7 | 62 | 8.9 | 17 | 0 | 0 | 0 | 0.0 | 0 | 0 | W | 26-23 |
| 11/10 | at Titans | S | 7 | 75 | 10.7 | 17 | 1 | 0 | 0 | 0.0 | 0 | 0 | L | 32-35 |
| 11/18 | at Chargers | S | 7 | 92 | 13.1 | 31 | 1 | 0 | 0 | 0.0 | 0 | 0 | W | 24-17 |
| 12/01 | Raiders | S | 5 | 90 | 18.0 | 47 | 0 | 0 | 0 | 0.0 | 0 | 0 | W | 40-9 |
| 12/08 | at Patriots | S | 7 | 66 | 9.4 | 20 | 0 | 1 | 4 | 4.0 | 4t | 1 | W | 23-16 |
| 12/15 | Broncos | S | 11 | 142 | 12.9 | 21 | 0 | 0 | 0 | 0.0 | 0 | 0 | W | 23-3 |
| 12/22 | at Bears | S | 8 | 74 | 9.3 | 13 | 1 | 0 | 0 | 0.0 | 0 | 0 | W | 26-3 |
| 12/29 | Chargers | S | 3 | 24 | 8.0 | 11 | 0 | 0 | 0 | 0.0 | 0 | 0 | W | 31-21 |
| 2019 TOTALS | | 16-16 | 97 | 1,229 | 12.7 | 47 | 5 | 1 | 4 | 4.0 | 4T | 1 | 12-4 | |

2020 GAME-BY-GAME REGULAR-SEASON STATISTICS (CHIEFS)

| DATE | OPPONENT | P/S | RECEIVING | | | | | RUSHING | | | | | W/L | SCORE |
|--------------------|---------------|--------------|------------|--------------|-------------|-----------|-----------|----------|----------|------------|----------|----------|-------------|--------|
| | | | NO. | YDS. | AVG. | LG | TD | NO. | YDS. | AVG. | LG | TD | | |
| 09/10 | Texans | S | 6 | 50 | 8.3 | 15 | 1 | 0 | 0 | 0.0 | 0 | 0 | W | 34-20 |
| 09/20 | at Chargers | S | 9 | 90 | 10.0 | 20 | 1 | 0 | 0 | 0.0 | 0 | 0 | W | 23-20+ |
| 09/28 | at Ravens | S | 6 | 87 | 14.5 | 29 | 0 | 0 | 0 | 0.0 | 0 | 0 | W | 34-20 |
| 10/05 | Patriots | S | 3 | 70 | 23.3 | 45 | 0 | 0 | 0 | 0.0 | 0 | 0 | W | 26-10 |
| 10/11 | Raiders | S | 8 | 108 | 13.5 | 32 | 1 | 0 | 0 | 0.0 | 0 | 0 | L | 32-40 |
| 10/19 | at Bills | S | 5 | 65 | 13.0 | 20 | 2 | 0 | 0 | 0.0 | 0 | 0 | W | 26-17 |
| 10/25 | at Broncos | S | 3 | 31 | 10.3 | 17 | 0 | 0 | 0 | 0.0 | 0 | 0 | W | 43-16 |
| 11/01 | Jets | S | 8 | 109 | 13.6 | 25 | 1 | 0 | 0 | 0.0 | 0 | 0 | W | 35-9 |
| 11/08 | Panthers | S | 10 | 159 | 15.9 | 44 | 0 | 0 | 0 | 0.0 | 0 | 0 | W | 33-31 |
| 11/22 | at Raiders | S | 8 | 127 | 15.9 | 22t | 1 | 0 | 0 | 0.0 | 0 | 0 | W | 35-31 |
| 11/29 | at Buccaneers | S | 8 | 82 | 10.3 | 20 | 0 | 0 | 0 | 0.0 | 0 | 0 | W | 27-24 |
| 12/06 | Broncos | S | 8 | 136 | 17.0 | 28 | 1 | 0 | 0 | 0.0 | 0 | 0 | W | 22-16 |
| 12/13 | at Dolphins | S | 8 | 136 | 17.0 | 32 | 1 | 0 | 0 | 0.0 | 0 | 0 | W | 33-27 |
| 12/20 | at Saints | S | 8 | 68 | 8.5 | 13 | 1 | 0 | 0 | 0.0 | 0 | 0 | W | 32-29 |
| 12/27 | Falcons | S | 7 | 98 | 14.0 | 29 | 1 | 0 | 0 | 0.0 | 0 | 0 | W | 17-14 |
| 01/03 | Chargers | | | | | | | | | | | | L | 21-38 |
| DID NOT PLAY | | | | | | | | | | | | | | |
| 2020 TOTALS | | 15-15 | 105 | 1,416 | 13.5 | 45 | 11 | 0 | 0 | 0.0 | 0 | 0 | 14-2 | |

+ - Overtime

2021 GAME-BY-GAME REGULAR-SEASON STATISTICS (CHIEFS)

| DATE | OPPONENT | P/S | RECEIVING | | | | | RUSHING | | | | | W/L | SCORE |
|--------------------|------------------|--------------|-----------|--------------|-------------|-----------|----------|----------|----------|------------|-----------|----------|-------------|--------|
| | | | NO. | YDS. | AVG. | LG | TD | NO. | YDS. | AVG. | LG | TD | | |
| 09/12 | Browns | S | 6 | 76 | 12.7 | 19 | 2 | 0 | 0 | 0.0 | 0 | 0 | W | 33-29 |
| 09/19 | at Ravens | S | 7 | 109 | 15.6 | 46t | 1 | 0 | 0 | 0.0 | 0 | 0 | L | 35-36 |
| 09/26 | Chargers | S | 7 | 104 | 14.9 | 28 | 0 | 0 | 0 | 0.0 | 0 | 0 | L | 24-30 |
| 10/03 | at Eagles | S | 4 | 23 | 5.8 | 10 | 0 | 0 | 0 | 0.0 | 0 | 0 | W | 42-30 |
| 10/10 | Bills | S | 6 | 57 | 9.5 | 15 | 1 | 0 | 0 | 0.0 | 0 | 0 | L | 20-38 |
| 10/17 | at Football Team | S | 8 | 99 | 12.4 | 20 | 0 | 0 | 0 | 0.0 | 0 | 0 | W | 31-13 |
| 10/24 | at Titans | S | 7 | 65 | 9.3 | 24 | 0 | 0 | 0 | 0.0 | 0 | 0 | L | 3-27 |
| 11/01 | Giants | S | 4 | 27 | 6.8 | 14 | 0 | 0 | 0 | 0.0 | 0 | 0 | W | 20-17 |
| 11/07 | Packers | S | 5 | 68 | 13.6 | 25 | 1 | 0 | 0 | 0.0 | 0 | 0 | W | 13-7 |
| 11/14 | at Raiders | S | 8 | 119 | 14.9 | 30 | 0 | 0 | 0 | 0.0 | 0 | 0 | W | 41-14 |
| 11/21 | Cowboys | S | 5 | 74 | 14.8 | 24 | 0 | 1 | 4 | 4.0 | 4t | 1 | W | 19-9 |
| 12/05 | Broncos | S | 3 | 27 | 9.0 | 14 | 0 | 0 | 0 | 0.0 | 0 | 0 | W | 22-9 |
| 12/12 | Raiders | S | 3 | 27 | 9.0 | 19 | 0 | 0 | 0 | 0.0 | 0 | 0 | W | 48-9 |
| 12/16 | at Chargers | S | 10 | 191 | 19.1 | 69 | 2 | 0 | 0 | 0.0 | 0 | 0 | W | 34-28+ |
| 12/26 | Steelers | | | | | | | | | | | | W | 36-10 |
| RESERVE/COVID-19 | | | | | | | | | | | | | | |
| 01/02 | at Bengals | S | 5 | 25 | 5.0 | 8 | 1 | 1 | -1 | -1.0 | -1 | 0 | L | 31-34 |
| 01/08 | at Broncos | S | 4 | 34 | 8.5 | 12 | 1 | 0 | 0 | 0.0 | 0 | 0 | W | 28-24 |
| 2021 TOTALS | | 16-16 | 92 | 1,125 | 12.2 | 69 | 9 | 2 | 3 | 1.5 | 4T | 1 | 12-5 | |

+ - Overtime

2022 GAME-BY-GAME REGULAR-SEASON STATISTICS (CHIEFS)

| DATE | OPPONENT | P/S | RECEIVING | | | | | RUSHING | | | | | W/L | SCORE |
|--------------------|---------------|--------------|------------|--------------|-------------|-----------|-----------|----------|----------|------------|----------|----------|-------------|--------|
| | | | NO. | YDS. | AVG. | LG | TD | NO. | YDS. | AVG. | LG | TD | | |
| 09/11 | at Cardinals | S | 8 | 121 | 15.1 | 35 | 1 | 0 | 0 | 0.0 | 0 | 0 | W | 44-21 |
| 09/15 | Chargers | S | 5 | 51 | 10.2 | 19 | 0 | 0 | 0 | 0.0 | 0 | 0 | W | 27-24 |
| 09/25 | at Colts | S | 4 | 58 | 14.5 | 29 | 1 | 1 | 1 | 1.0 | 1 | 0 | L | 17-20 |
| 10/02 | at Buccaneers | S | 9 | 92 | 10.2 | 22 | 1 | 0 | 0 | 0.0 | 0 | 0 | W | 41-31 |
| 10/10 | Raiders | S | 7 | 25 | 3.6 | 8t | 4 | 0 | 0 | 0.0 | 0 | 0 | W | 30-29 |
| 10/16 | Bills | S | 8 | 108 | 13.5 | 25 | 0 | 1 | 4 | 4.0 | 4 | 0 | L | 20-24 |
| 10/23 | at 49ers | S | 6 | 98 | 16.3 | 27 | 0 | 0 | 0 | 0.0 | 0 | 0 | W | 44-23 |
| 11/06 | Titans | S | 10 | 106 | 10.6 | 23 | 0 | 0 | 0 | 0.0 | 0 | 0 | W | 20-17+ |
| 11/13 | Jaguars | S | 6 | 81 | 13.5 | 46 | 1 | 0 | 0 | 0.0 | 0 | 0 | W | 27-17 |
| 11/20 | at Chargers | S | 6 | 115 | 19.2 | 34 | 3 | 0 | 0 | 0.0 | 0 | 0 | W | 30-27 |
| 11/27 | Rams | S | 4 | 57 | 14.3 | 39t | 1 | 0 | 0 | 0.0 | 0 | 0 | W | 26-10 |
| 12/04 | at Bengals | S | 4 | 56 | 14.0 | 19 | 0 | 0 | 0 | 0.0 | 0 | 0 | L | 24-27 |
| 12/11 | at Broncos | S | 4 | 71 | 17.8 | 37 | 0 | 0 | 0 | 0.0 | 0 | 0 | W | 34-28 |
| 12/18 | at Texans | S | 10 | 105 | 10.5 | 18 | 0 | 0 | 0 | 0.0 | 0 | 0 | W | 30-24+ |
| 12/24 | Seahawks | S | 6 | 113 | 18.8 | 52 | 0 | 0 | 0 | 0.0 | 0 | 0 | W | 24-10 |
| 01/01 | Broncos | S | 7 | 43 | 6.1 | 12 | 0 | 0 | 0 | 0.0 | 0 | 0 | W | 27-24 |
| 01/07 | at Raiders | S | 6 | 38 | 6.3 | 15 | 0 | 0 | 0 | 0.0 | 0 | 0 | W | 31-13 |
| 2022 TOTALS | | 17-17 | 110 | 1,338 | 12.2 | 52 | 12 | 2 | 5 | 2.5 | 4 | 0 | 14-3 | |

+ - Overtime

2013 GAME-BY-GAME POSTSEASON STATISTICS (CHIEFS)

| DATE | OPPONENT | P/S | RECEIVING | | | | | RUSHING | | | | | W/L | SCORE |
|--------------------|----------|------------|-----------|----------|------------|----------|----------|----------|----------|------------|----------|----------|------------|-------|
| | | | NO. | YDS. | AVG. | LG | TD | NO. | YDS. | AVG. | LG | TD | | |
| 01/04 | at Colts | | | | | | | | | | | | L | 44-45 |
| RESERVE/INJURED | | | | | | | | | | | | | | |
| 2013 TOTALS | | 0-0 | 0 | 0 | 0.0 | 0 | 0 | 0 | 0 | 0.0 | 0 | 0 | 0-1 | |



2015 GAME-BY-GAME POSTSEASON STATISTICS (CHIEFS)

| DATE | OPPONENT | P/S | RECEIVING | | | | | RUSHING | | | | | W/L | SCORE | |
|--------------------|-------------|------------|-----------|------------|-------------|-----------|----------|----------|----------|------------|----------|----------|----------|------------|-------|
| | | | NO. | YDS. | AVG. | LG | TD | NO. | YDS. | AVG. | LG | TD | | | |
| 01/09 | at Texans | S | 8 | 128 | 16.0 | 48 | 0 | 0 | 0 | 0.0 | 0 | 0 | 0 | W | 30-0 |
| 01/16 | at Patriots | S | 6 | 23 | 3.8 | 13 | 0 | 0 | 0 | 0.0 | 0 | 0 | 0 | L | 20-27 |
| 2015 TOTALS | | 2-2 | 14 | 151 | 10.8 | 48 | 0 | 0 | 0 | 0.0 | 0 | 0 | 0 | 1-1 | |

2016 GAME-BY-GAME POSTSEASON STATISTICS (CHIEFS)

| DATE | OPPONENT | P/S | RECEIVING | | | | | RUSHING | | | | | W/L | SCORE | |
|--------------------|----------|------------|-----------|-----------|-------------|-----------|----------|----------|----------|------------|----------|----------|----------|------------|-------|
| | | | NO. | YDS. | AVG. | LG | TD | NO. | YDS. | AVG. | LG | TD | | | |
| 01/15 | Steelers | S | 5 | 77 | 15.4 | 24 | 0 | 0 | 0 | 0.0 | 0 | 0 | 0 | L | 16-18 |
| 2016 TOTALS | | 1-1 | 5 | 77 | 15.4 | 24 | 0 | 0 | 0 | 0.0 | 0 | 0 | 0 | 0-1 | |

2017 GAME-BY-GAME POSTSEASON STATISTICS (CHIEFS)

| DATE | OPPONENT | P/S | RECEIVING | | | | | RUSHING | | | | | W/L | SCORE | |
|--------------------|----------|------------|-----------|-----------|-------------|-----------|----------|----------|----------|------------|----------|----------|----------|------------|-------|
| | | | NO. | YDS. | AVG. | LG | TD | NO. | YDS. | AVG. | LG | TD | | | |
| 01/06 | Titans | S | 4 | 66 | 16.5 | 27 | 1 | 0 | 0 | 0.0 | 0 | 0 | 0 | L | 21-22 |
| 2017 TOTALS | | 1-1 | 4 | 66 | 16.5 | 27 | 1 | 0 | 0 | 0.0 | 0 | 0 | 0 | 0-1 | |

2018 GAME-BY-GAME POSTSEASON STATISTICS (CHIEFS)

| DATE | OPPONENT | P/S | RECEIVING | | | | | RUSHING | | | | | W/L | SCORE | |
|--------------------|----------|------------|-----------|------------|-------------|-----------|----------|----------|----------|------------|----------|----------|----------|------------|--------|
| | | | NO. | YDS. | AVG. | LG | TD | NO. | YDS. | AVG. | LG | TD | | | |
| 01/12 | Colts | S | 7 | 108 | 15.4 | 30 | 0 | 0 | 0 | 0.0 | 0 | 0 | 0 | W | 31-13 |
| 01/20 | Patriots | S | 3 | 23 | 7.7 | 12t | 1 | 0 | 0 | 0.0 | 0 | 0 | 0 | L | 31-37+ |
| 2018 TOTALS | | 2-2 | 10 | 131 | 13.1 | 30 | 1 | 0 | 0 | 0.0 | 0 | 0 | 0 | 1-1 | |

+ - Overtime

2019 GAME-BY-GAME POSTSEASON STATISTICS (CHIEFS)

| DATE | OPPONENT | P/S | RECEIVING | | | | | RUSHING | | | | | W/L | SCORE | |
|--------------------|----------|------------|-----------|------------|-------------|-----------|----------|----------|----------|------------|----------|----------|----------|------------|-------|
| | | | NO. | YDS. | AVG. | LG | TD | NO. | YDS. | AVG. | LG | TD | | | |
| 01/12 | Texans | S | 10 | 134 | 13.4 | 28 | 3 | 0 | 0 | 0.0 | 0 | 0 | 0 | W | 51-31 |
| 01/19 | Titans | S | 3 | 30 | 10.0 | 18 | 0 | 0 | 0 | 0.0 | 0 | 0 | 0 | W | 35-24 |
| 02/02 | 49ers | S | 6 | 43 | 7.2 | 11 | 1 | 1 | 2 | 2.0 | 2 | 0 | 0 | W | 31-20 |
| 2019 TOTALS | | 3-3 | 19 | 207 | 10.9 | 28 | 4 | 1 | 2 | 2.0 | 2 | 0 | 0 | 3-0 | |

2020 GAME-BY-GAME POSTSEASON STATISTICS (CHIEFS)

| DATE | OPPONENT | P/S | RECEIVING | | | | | RUSHING | | | | | W/L | SCORE | |
|--------------------|---------------|------------|-----------|------------|-------------|-----------|----------|----------|----------|------------|----------|----------|----------|------------|-------|
| | | | NO. | YDS. | AVG. | LG | TD | NO. | YDS. | AVG. | LG | TD | | | |
| 01/17 | Browns | S | 8 | 109 | 13.6 | 24 | 1 | 0 | 0 | 0.0 | 0 | 0 | 0 | W | 22-17 |
| 01/24 | Bills | S | 13 | 118 | 9.1 | 17 | 2 | 0 | 0 | 0.0 | 0 | 0 | 0 | W | 38-24 |
| 02/07 | at Buccaneers | S | 10 | 133 | 13.3 | 33 | 0 | 0 | 0 | 0.0 | 0 | 0 | 0 | L | 9-31 |
| 2020 TOTALS | | 3-3 | 31 | 360 | 11.6 | 33 | 3 | 0 | 0 | 0.0 | 0 | 0 | 0 | 2-1 | |

2021 GAME-BY-GAME POSTSEASON STATISTICS (CHIEFS)

| DATE | OPPONENT | P/S | RECEIVING | | | | | RUSHING | | | | | W/L | SCORE | |
|--------------------|----------|------------|-----------|------------|-------------|------------|----------|----------|----------|------------|----------|----------|----------|------------|--------|
| | | | NO. | YDS. | AVG. | LG | TD | NO. | YDS. | AVG. | LG | TD | | | |
| 01/16 | Steelers | S | 5 | 108 | 21.6 | 48t | 1 | 0 | 0 | 0.0 | 0 | 0 | 0 | W | 42-21 |
| 01/23 | Bills | S | 8 | 96 | 12.0 | 25 | 1 | 0 | 0 | 0.0 | 0 | 0 | 0 | W | 42-36+ |
| 01/30 | Bengals | S | 10 | 95 | 9.5 | 19 | 1 | 0 | 0 | 0.0 | 0 | 0 | 0 | L | 24-27+ |
| 2021 TOTALS | | 3-3 | 23 | 299 | 13.0 | 48T | 3 | 0 | 0 | 0.0 | 0 | 0 | 0 | 2-1 | |

+ - Overtime

2022 GAME-BY-GAME POSTSEASON STATISTICS (CHIEFS)

| DATE | OPPONENT | P/S | RECEIVING | | | | | RUSHING | | | | | W/L | SCORE | |
|--------------------|-----------|------------|-----------|------------|------------|-----------|----------|----------|----------|------------|----------|----------|----------|------------|-------|
| | | | NO. | YDS. | AVG. | LG | TD | NO. | YDS. | AVG. | LG | TD | | | |
| 01/21 | Jaguars | S | 14 | 98 | 7.0 | 15 | 2 | 0 | 0 | 0.0 | 0 | 0 | 0 | W | 27-20 |
| 01/29 | Bengals | S | 7 | 78 | 11.1 | 16 | 1 | 0 | 0 | 0.0 | 0 | 0 | 0 | W | 23-20 |
| 02/12 | at Eagles | S | 6 | 81 | 13.5 | 22 | 1 | 0 | 0 | 0.0 | 0 | 0 | 0 | W | 38-35 |
| 2022 TOTALS | | 3-3 | 27 | 257 | 9.5 | 22 | 4 | 0 | 0 | 0.0 | 0 | 0 | 0 | 3-0 | |



2016 GAME-BY-GAME REGULAR-SEASON STATISTICS (CHIEFS)

| DATE | OPPONENT | P/S | PASSING | | | | | | | | | | | RUSHING | | | | W/L | SCORE |
|--------------------|-------------|--------------|----------|----------|----------|------------|------------|------------|----------|----------|----------|------------|------------|----------|-----------|-----------|----------|-------------|--------|
| | | | ATT | CMP | YDS | PCT | Y/A | Y/C | TD | INT | LG | SK/YD | RATE | ATT | YDS | LG | TD | | |
| 09/11 | Chargers | S | 0 | 0 | 0 | 0.0 | 0.0 | 0.0 | 0 | 0 | 0 | 0/0 | 0.0 | 0 | 0 | 0 | 0 | W | 33-27+ |
| 09/18 | at Texans | S | 0 | 0 | 0 | 0.0 | 0.0 | 0.0 | 0 | 0 | 0 | 0/0 | 0.0 | 0 | 0 | 0 | 0 | L | 12-19 |
| 09/25 | Jets | S | 0 | 0 | 0 | 0.0 | 0.0 | 0.0 | 0 | 0 | 0 | 0/0 | 0.0 | 0 | 0 | 0 | 0 | W | 24-3 |
| 10/02 | at Steelers | S | 0 | 0 | 0 | 0.0 | 0.0 | 0.0 | 0 | 0 | 0 | 0/0 | 0.0 | 0 | 0 | 0 | 0 | L | 14-43 |
| 10/16 | at Raiders | S | 0 | 0 | 0 | 0.0 | 0.0 | 0.0 | 0 | 0 | 0 | 0/0 | 0.0 | 0 | 0 | 0 | 0 | W | 26-10 |
| 10/23 | Saints | S | 0 | 0 | 0 | 0.0 | 0.0 | 0.0 | 0 | 0 | 0 | 0/0 | 0.0 | 0 | 0 | 0 | 0 | W | 27-21 |
| 10/30 | at Colts | S | 0 | 0 | 0 | 0.0 | 0.0 | 0.0 | 0 | 0 | 0 | 0/0 | 0.0 | 0 | 0 | 0 | 0 | W | 30-14 |
| 11/06 | Jaguars | S | 0 | 0 | 0 | 0.0 | 0.0 | 0.0 | 0 | 0 | 0 | 0/0 | 0.0 | 0 | 0 | 0 | 0 | W | 19-14 |
| 11/13 | at Panthers | S | 0 | 0 | 0 | 0.0 | 0.0 | 0.0 | 0 | 0 | 0 | 0/0 | 0.0 | 0 | 0 | 0 | 0 | W | 20-17 |
| 11/20 | Buccaneers | S | 0 | 0 | 0 | 0.0 | 0.0 | 0.0 | 0 | 0 | 0 | 0/0 | 0.0 | 1 | -5 | -5 | 0 | L | 17-19 |
| 11/27 | at Broncos | S | 0 | 0 | 0 | 0.0 | 0.0 | 0.0 | 0 | 0 | 0 | 0/0 | 0.0 | 0 | 0 | 0 | 0 | W | 30-27+ |
| 12/04 | at Falcons | S | 0 | 0 | 0 | 0.0 | 0.0 | 0.0 | 0 | 0 | 0 | 0/0 | 0.0 | 0 | 0 | 0 | 0 | W | 29-28 |
| 12/08 | Raiders | S | 0 | 0 | 0 | 0.0 | 0.0 | 0.0 | 0 | 0 | 0 | 0/0 | 0.0 | 0 | 0 | 0 | 0 | W | 21-13 |
| 12/18 | Titans | S | 0 | 0 | 0 | 0.0 | 0.0 | 0.0 | 0 | 0 | 0 | 0/0 | 0.0 | 0 | 0 | 0 | 0 | L | 17-19 |
| 12/25 | Broncos | S | 0 | 0 | 0 | 0.0 | 0.0 | 0.0 | 0 | 0 | 0 | 0/0 | 0.0 | 0 | 0 | 0 | 0 | W | 33-10 |
| 01/01 | at Chargers | P | 0 | 0 | 0 | 0.0 | 0.0 | 0.0 | 0 | 0 | 0 | 0/0 | 0.0 | 0 | 0 | 0 | 0 | W | 37-27 |
| 2016 TOTALS | | 16-15 | 0 | 0 | 0 | 0.0 | 0.0 | 0.0 | 0 | 0 | 0 | 0/0 | 0.0 | 1 | -5 | -5 | 0 | 12-4 | |

+ - Overtime

2017 GAME-BY-GAME REGULAR-SEASON STATISTICS (CHIEFS)

| DATE | OPPONENT | P/S | PASSING | | | | | | | | | | | RUSHING | | | | W/L | SCORE |
|--------------------|-------------|--------------|----------|----------|----------|------------|------------|------------|----------|----------|----------|------------|------------|----------|----------|----------|----------|-------------|-------|
| | | | ATT | CMP | YDS | PCT | Y/A | Y/C | TD | INT | LG | SK/YD | RATE | ATT | YDS | LG | TD | | |
| 09/07 | at Patriots | S | 0 | 0 | 0 | 0.0 | 0.0 | 0.0 | 0 | 0 | 0 | 0/0 | 0.0 | 1 | 4 | 4 | 0 | W | 42-27 |
| 09/17 | Eagles | S | 0 | 0 | 0 | 0.0 | 0.0 | 0.0 | 0 | 0 | 0 | 0/0 | 0.0 | 0 | 0 | 0 | 0 | W | 27-20 |
| 09/24 | at Chargers | S | 0 | 0 | 0 | 0.0 | 0.0 | 0.0 | 0 | 0 | 0 | 0/0 | 0.0 | 0 | 0 | 0 | 0 | W | 24-10 |
| 10/02 | Redskins | S | 0 | 0 | 0 | 0.0 | 0.0 | 0.0 | 0 | 0 | 0 | 0/0 | 0.0 | 1 | 3 | 3 | 0 | W | 29-20 |
| 10/08 | at Texans | S | 0 | 0 | 0 | 0.0 | 0.0 | 0.0 | 0 | 0 | 0 | 0/0 | 0.0 | 0 | 0 | 0 | 0 | W | 42-34 |
| 10/15 | Steelers | S | 0 | 0 | 0 | 0.0 | 0.0 | 0.0 | 0 | 0 | 0 | 0/0 | 0.0 | 0 | 0 | 0 | 0 | L | 13-19 |
| 10/19 | at Raiders | S | 0 | 0 | 0 | 0.0 | 0.0 | 0.0 | 0 | 0 | 0 | 0/0 | 0.0 | 0 | 0 | 0 | 0 | L | 30-31 |
| 10/30 | Broncos | S | 0 | 0 | 0 | 0.0 | 0.0 | 0.0 | 0 | 0 | 0 | 0/0 | 0.0 | 0 | 0 | 0 | 0 | W | 29-19 |
| 11/05 | at Cowboys | S | 0 | 0 | 0 | 0.0 | 0.0 | 0.0 | 0 | 0 | 0 | 0/0 | 0.0 | 0 | 0 | 0 | 0 | L | 17-28 |
| 11/19 | at Giants | S | 1 | 0 | 0 | 0.0 | 0.0 | 0.0 | 0 | 1 | 0 | 0/0 | 0.0 | 0 | 0 | 0 | 0 | L | 9-12+ |
| 11/26 | Bills | S | 0 | 0 | 0 | 0.0 | 0.0 | 0.0 | 0 | 0 | 0 | 0/0 | 0.0 | 0 | 0 | 0 | 0 | L | 10-16 |
| 12/03 | at Jets | S | 0 | 0 | 0 | 0.0 | 0.0 | 0.0 | 0 | 0 | 0 | 0/0 | 0.0 | 0 | 0 | 0 | 0 | L | 31-38 |
| 12/10 | Raiders | S | 0 | 0 | 0 | 0.0 | 0.0 | 0.0 | 0 | 0 | 0 | 0/0 | 0.0 | 0 | 0 | 0 | 0 | W | 26-15 |
| 12/16 | Chargers | S | 0 | 0 | 0 | 0.0 | 0.0 | 0.0 | 0 | 0 | 0 | 0/0 | 0.0 | 0 | 0 | 0 | 0 | W | 30-13 |
| 12/24 | Dolphins | S | 0 | 0 | 0 | 0.0 | 0.0 | 0.0 | 0 | 0 | 0 | 0/0 | 0.0 | 0 | 0 | 0 | 0 | W | 29-13 |
| 12/31 | at Broncos | | | | | | | | | | | | | | | | | W | 27-24 |
| 2017 TOTALS | | 15-15 | 1 | 0 | 0 | 0.0 | 0.0 | 0.0 | 0 | 1 | 0 | 0/0 | 0.0 | 2 | 7 | 4 | 0 | 10-6 | |

+ - Overtime

2020 GAME-BY-GAME REGULAR-SEASON STATISTICS (CHIEFS)

| DATE | OPPONENT | P/S | PASSING | | | | | | | | | | | RUSHING | | | | W/L | SCORE |
|--------------------|---------------|--------------|----------|----------|----------|-------------|------------|------------|----------|----------|----------|------------|-------------|----------|----------|----------|----------|-------------|--------|
| | | | ATT | CMP | YDS | PCT | Y/A | Y/C | TD | INT | LG | SK/YD | RATE | ATT | YDS | LG | TD | | |
| 09/10 | Texans | S | 0 | 0 | 0 | 0.0 | 0.0 | 0.0 | 0 | 0 | 0 | 0/0 | 0.0 | 0 | 0 | 0 | 0 | W | 34-20 |
| 09/20 | at Chargers | S | 0 | 0 | 0 | 0.0 | 0.0 | 0.0 | 0 | 0 | 0 | 0/0 | 0.0 | 0 | 0 | 0 | 0 | W | 23-20+ |
| 09/28 | at Ravens | S | 0 | 0 | 0 | 0.0 | 0.0 | 0.0 | 0 | 0 | 0 | 0/0 | 0.0 | 0 | 0 | 0 | 0 | W | 34-20 |
| 10/05 | Patriots | S | 0 | 0 | 0 | 0.0 | 0.0 | 0.0 | 0 | 0 | 0 | 0/0 | 0.0 | 0 | 0 | 0 | 0 | W | 26-10 |
| 10/11 | Raiders | S | 0 | 0 | 0 | 0.0 | 0.0 | 0.0 | 0 | 0 | 0 | 0/0 | 0.0 | 0 | 0 | 0 | 0 | L | 32-40 |
| 10/19 | at Bills | S | 0 | 0 | 0 | 0.0 | 0.0 | 0.0 | 0 | 0 | 0 | 0/0 | 0.0 | 0 | 0 | 0 | 0 | W | 26-17 |
| 10/25 | at Broncos | S | 0 | 0 | 0 | 0.0 | 0.0 | 0.0 | 0 | 0 | 0 | 0/0 | 0.0 | 0 | 0 | 0 | 0 | W | 43-16 |
| 11/01 | Jets | S | 0 | 0 | 0 | 0.0 | 0.0 | 0.0 | 0 | 0 | 0 | 0/0 | 0.0 | 0 | 0 | 0 | 0 | W | 35-9 |
| 11/08 | Panthers | S | 0 | 0 | 0 | 0.0 | 0.0 | 0.0 | 0 | 0 | 0 | 0/0 | 0.0 | 0 | 0 | 0 | 0 | W | 33-31 |
| 11/22 | at Raiders | S | 1 | 1 | 4 | 100.0 | 4.0 | 4.0 | 0 | 0 | 4 | 0/0 | 83.3 | 0 | 0 | 0 | 0 | W | 35-31 |
| 11/29 | at Buccaneers | S | 1 | 0 | 0 | 0.0 | 0.0 | 0.0 | 0 | 0 | 0 | 0/0 | 39.6 | 0 | 0 | 0 | 0 | W | 27-24 |
| 12/06 | Broncos | S | 0 | 0 | 0 | 0.0 | 0.0 | 0.0 | 0 | 0 | 0 | 0/0 | 0.0 | 0 | 0 | 0 | 0 | W | 22-16 |
| 12/13 | at Dolphins | S | 0 | 0 | 0 | 0.0 | 0.0 | 0.0 | 0 | 0 | 0 | 0/0 | 0.0 | 0 | 0 | 0 | 0 | W | 33-27 |
| 12/20 | at Saints | S | 0 | 0 | 0 | 0.0 | 0.0 | 0.0 | 0 | 0 | 0 | 0/0 | 0.0 | 0 | 0 | 0 | 0 | W | 32-29 |
| 12/27 | Falcons | S | 0 | 0 | 0 | 0.0 | 0.0 | 0.0 | 0 | 0 | 0 | 0/0 | 0.0 | 0 | 0 | 0 | 0 | W | 17-14 |
| 01/03 | Chargers | | | | | | | | | | | | | | | | | L | 21-38 |
| 2020 TOTALS | | 15-15 | 2 | 1 | 4 | 50.0 | 2.0 | 4.0 | 0 | 0 | 4 | 0/0 | 56.3 | 0 | 0 | 0 | 0 | 14-2 | |

+ - Overtime



2021 GAME-BY-GAME REGULAR-SEASON STATISTICS (CHIEFS)

| DATE | OPPONENT | P/S | PASSING | | | | | | | | | | | RUSHING | | | | W/L | SCORE |
|--------------------|------------------|--------------|----------|----------|----------|------------|------------|------------|----------|----------|----------|------------|------------|----------|----------|-----------|----------|-------------|--------|
| | | | ATT | CMP | YDS | PCT | Y/A | Y/C | TD | INT | LG | SK/YD | RATE | ATT | YDS | LG | TD | | |
| 09/12 | Browns | S | 0 | 0 | 0 | 0.0 | 0.0 | 0.0 | 0 | 0 | 0 | 0/0 | 0.0 | 0 | 0 | 0 | 0 | W | 33-29 |
| 09/19 | at Ravens | S | 0 | 0 | 0 | 0.0 | 0.0 | 0.0 | 0 | 0 | 0 | 0/0 | 0.0 | 0 | 0 | 0 | L | 35-36 | |
| 09/26 | Chargers | S | 0 | 0 | 0 | 0.0 | 0.0 | 0.0 | 0 | 0 | 0 | 0/0 | 0.0 | 0 | 0 | 0 | L | 24-30 | |
| 10/03 | at Eagles | S | 0 | 0 | 0 | 0.0 | 0.0 | 0.0 | 0 | 0 | 0 | 0/0 | 0.0 | 0 | 0 | 0 | W | 42-30 | |
| 10/10 | Bills | S | 0 | 0 | 0 | 0.0 | 0.0 | 0.0 | 0 | 0 | 0 | 0/0 | 0.0 | 0 | 0 | 0 | L | 20-38 | |
| 10/17 | at Football Team | S | 0 | 0 | 0 | 0.0 | 0.0 | 0.0 | 0 | 0 | 0 | 0/0 | 0.0 | 0 | 0 | 0 | W | 31-13 | |
| 10/24 | at Titans | S | 0 | 0 | 0 | 0.0 | 0.0 | 0.0 | 0 | 0 | 0 | 0/0 | 0.0 | 0 | 0 | 0 | L | 3-27 | |
| 11/01 | Giants | S | 0 | 0 | 0 | 0.0 | 0.0 | 0.0 | 0 | 0 | 0 | 0/0 | 0.0 | 0 | 0 | 0 | W | 20-17 | |
| 11/07 | Packers | S | 0 | 0 | 0 | 0.0 | 0.0 | 0.0 | 0 | 0 | 0 | 0/0 | 0.0 | 0 | 0 | 0 | W | 13-7 | |
| 11/14 | at Raiders | S | 0 | 0 | 0 | 0.0 | 0.0 | 0.0 | 0 | 0 | 0 | 0/0 | 0.0 | 0 | 0 | 0 | W | 41-14 | |
| 11/21 | Cowboys | S | 0 | 0 | 0 | 0.0 | 0.0 | 0.0 | 0 | 0 | 0 | 0/0 | 0.0 | 1 | 4 | 4t | 1 | W | 19-9 |
| 12/05 | Broncos | S | 0 | 0 | 0 | 0.0 | 0.0 | 0.0 | 0 | 0 | 0 | 0/0 | 0.0 | 0 | 0 | 0 | 0 | W | 22-9 |
| 12/12 | Raiders | S | 0 | 0 | 0 | 0.0 | 0.0 | 0.0 | 0 | 0 | 0 | 0/0 | 0.0 | 0 | 0 | 0 | 0 | W | 48-9 |
| 12/16 | at Chargers | S | 0 | 0 | 0 | 0.0 | 0.0 | 0.0 | 0 | 0 | 0 | 0/0 | 0.0 | 0 | 0 | 0 | 0 | W | 34-28+ |
| 12/26 | Steelers | | | | | | | | | | | | | | | | | W | 36-10 |
| 01/02 | at Bengals | S | 0 | 0 | 0 | 0.0 | 0.0 | 0.0 | 0 | 0 | 0 | 0/0 | 0.0 | 1 | -1 | -1 | 0 | L | 31-34 |
| 01/08 | at Broncos | S | 0 | 0 | 0 | 0.0 | 0.0 | 0.0 | 0 | 0 | 0 | 0/0 | 0.0 | 0 | 0 | 0 | 0 | W | 28-24 |
| 2021 TOTALS | | 16-16 | 0 | 0 | 0 | 0.0 | 0.0 | 0.0 | 0 | 0 | 0 | 0/0 | 0.0 | 2 | 3 | 4T | 1 | 12-5 | |

+ - Overtime

2022 GAME-BY-GAME REGULAR-SEASON STATISTICS (CHIEFS)

| DATE | OPPONENT | P/S | PASSING | | | | | | | | | | | RUSHING | | | | W/L | SCORE |
|--------------------|---------------|--------------|----------|----------|----------|------------|------------|------------|----------|----------|----------|------------|------------|----------|----------|----------|----------|-------------|--------|
| | | | ATT | CMP | YDS | PCT | Y/A | Y/C | TD | INT | LG | SK/YD | RATE | ATT | YDS | LG | TD | | |
| 09/11 | at Cardinals | S | 0 | 0 | 0 | 0.0 | 0.0 | 0.0 | 0 | 0 | 0 | 0/0 | 0.0 | 0 | 0 | 0 | 0 | W | 44-21 |
| 09/15 | Chargers | S | 0 | 0 | 0 | 0.0 | 0.0 | 0.0 | 0 | 0 | 0 | 0/0 | 0.0 | 0 | 0 | 0 | 0 | W | 27-24 |
| 09/25 | at Colts | S | 0 | 0 | 0 | 0.0 | 0.0 | 0.0 | 0 | 0 | 0 | 0/0 | 0.0 | 1 | 1 | 1 | 0 | L | 17-20 |
| 10/02 | at Buccaneers | S | 0 | 0 | 0 | 0.0 | 0.0 | 0.0 | 0 | 0 | 0 | 0/0 | 0.0 | 0 | 0 | 0 | 0 | W | 41-31 |
| 10/10 | Raiders | S | 0 | 0 | 0 | 0.0 | 0.0 | 0.0 | 0 | 0 | 0 | 0/0 | 0.0 | 0 | 0 | 0 | 0 | W | 30-29 |
| 10/16 | Bills | S | 0 | 0 | 0 | 0.0 | 0.0 | 0.0 | 0 | 0 | 0 | 0/0 | 0.0 | 1 | 4 | 4 | 0 | L | 20-24 |
| 10/23 | at 49ers | S | 0 | 0 | 0 | 0.0 | 0.0 | 0.0 | 0 | 0 | 0 | 0/0 | 0.0 | 0 | 0 | 0 | 0 | W | 44-23 |
| 11/06 | Titans | S | 0 | 0 | 0 | 0.0 | 0.0 | 0.0 | 0 | 0 | 0 | 0/0 | 0.0 | 0 | 0 | 0 | 0 | W | 20-17+ |
| 11/13 | Jaguars | S | 0 | 0 | 0 | 0.0 | 0.0 | 0.0 | 0 | 0 | 0 | 0/0 | 0.0 | 0 | 0 | 0 | 0 | W | 27-17 |
| 11/20 | at Chargers | S | 0 | 0 | 0 | 0.0 | 0.0 | 0.0 | 0 | 0 | 0 | 0/0 | 0.0 | 0 | 0 | 0 | 0 | W | 30-27 |
| 11/27 | Rams | S | 0 | 0 | 0 | 0.0 | 0.0 | 0.0 | 0 | 0 | 0 | 0/0 | 0.0 | 0 | 0 | 0 | 0 | W | 26-10 |
| 12/04 | at Bengals | S | 0 | 0 | 0 | 0.0 | 0.0 | 0.0 | 0 | 0 | 0 | 0/0 | 0.0 | 0 | 0 | 0 | 0 | L | 24-27 |
| 12/11 | at Broncos | S | 0 | 0 | 0 | 0.0 | 0.0 | 0.0 | 0 | 0 | 0 | 0/0 | 0.0 | 0 | 0 | 0 | 0 | W | 34-28 |
| 12/18 | at Texans | S | 0 | 0 | 0 | 0.0 | 0.0 | 0.0 | 0 | 0 | 0 | 0/0 | 0.0 | 0 | 0 | 0 | 0 | W | 30-24+ |
| 12/24 | Seahawks | S | 0 | 0 | 0 | 0.0 | 0.0 | 0.0 | 0 | 0 | 0 | 0/0 | 0.0 | 0 | 0 | 0 | 0 | W | 24-10 |
| 01/01 | Broncos | S | 0 | 0 | 0 | 0.0 | 0.0 | 0.0 | 0 | 0 | 0 | 0/0 | 0.0 | 0 | 0 | 0 | 0 | W | 27-24 |
| 01/07 | at Raiders | S | 0 | 0 | 0 | 0.0 | 0.0 | 0.0 | 0 | 0 | 0 | 0/0 | 0.0 | 0 | 0 | 0 | 0 | W | 31-13 |
| 2022 TOTALS | | 17-17 | 0 | 0 | 0 | 0.0 | 0.0 | 0.0 | 0 | 0 | 0 | 0/0 | 0.0 | 2 | 5 | 4 | 0 | 14-3 | |

+ - Overtime

2019 GAME-BY-GAME POSTSEASON STATISTICS (CHIEFS)

| DATE | OPPONENT | P/S | PASSING | | | | | | | | | | | RUSHING | | | | W/L | SCORE |
|--------------------|----------|------------|----------|----------|----------|------------|------------|------------|----------|----------|----------|------------|------------|----------|----------|----------|----------|------------|-------|
| | | | ATT | CMP | YDS | PCT | Y/A | Y/C | TD | INT | LG | SK/YD | RATE | ATT | YDS | LG | TD | | |
| 01/12 | Texans | S | 0 | 0 | 0 | 0.0 | 0.0 | 0.0 | 0 | 0 | 0 | 0/0 | 0.0 | 0 | 0 | 0 | 0 | W | 51-31 |
| 01/19 | Titans | S | 0 | 0 | 0 | 0.0 | 0.0 | 0.0 | 0 | 0 | 0 | 0/0 | 0.0 | 0 | 0 | 0 | 0 | W | 35-24 |
| 02/02 | 49ers | S | 0 | 0 | 0 | 0.0 | 0.0 | 0.0 | 0 | 0 | 0 | 0/0 | 0.0 | 1 | 2 | 2 | 0 | W | 31-20 |
| 2019 TOTALS | | 3-3 | 0 | 0 | 0 | 0.0 | 0.0 | 0.0 | 0 | 0 | 0 | 0/0 | 0.0 | 1 | 2 | 2 | 0 | 3-0 | |

2020 GAME-BY-GAME POSTSEASON STATISTICS (CHIEFS)

| DATE | OPPONENT | P/S | PASSING | | | | | | | | | | | RUSHING | | | | W/L | SCORE |
|--------------------|---------------|------------|----------|----------|----------|------------|------------|------------|----------|----------|----------|------------|------------|----------|----------|----------|----------|------------|-------|
| | | | ATT | CMP | YDS | PCT | Y/A | Y/C | TD | INT | LG | SK/YD | RATE | ATT | YDS | LG | TD | | |
| 01/17 | Browns | S | 0 | 0 | 0 | 0.0 | 0.0 | 0.0 | 0 | 0 | 0 | 0/0 | 0.0 | 0 | 0 | 0 | 0 | W | 22-17 |
| 01/24 | Bills | S | 0 | 0 | 0 | 0.0 | 0.0 | 0.0 | 0 | 0 | 0 | 0/0 | 0.0 | 0 | 0 | 0 | 0 | W | 38-24 |
| 02/07 | at Buccaneers | S | 0 | 0 | 0 | 0.0 | 0.0 | 0.0 | 0 | 0 | 0 | 0/0 | 0.0 | 0 | 0 | 0 | 0 | L | 9-31 |
| 2020 TOTALS | | 3-3 | 0 | 0 | 0 | 0.0 | 0.0 | 0.0 | 0 | 0 | 0 | 0/0 | 0.0 | 0 | 0 | 0 | 0 | 2-1 | |

2021 GAME-BY-GAME POSTSEASON STATISTICS (CHIEFS)

| DATE | OPPONENT | P/S | PASSING | | | | | | | | | | | RUSHING | | | | W/L | SCORE |
|--------------------|----------|------------|----------|----------|----------|--------------|------------|------------|----------|----------|-----------|------------|--------------|----------|----------|----------|----------|------------|--------|
| | | | ATT | CMP | YDS | PCT | Y/A | Y/C | TD | INT | LG | SK/YD | RATE | ATT | YDS | LG | TD | | |
| 01/16 | Steelers | S | 1 | 1 | 2 | 100.0 | 2.0 | 2.0 | 1 | 0 | 2t | 0/0 | 118.8 | 0 | 0 | 0 | 0 | W | 42-21 |
| 01/23 | Bills | S | 0 | 0 | 0 | 0.0 | 0.0 | 0.0 | 0 | 0 | 0 | 0/0 | 0.0 | 0 | 0 | 0 | 0 | W | 42-36+ |
| 01/30 | Bengals | S | 0 | 0 | 0 | 0.0 | 0.0 | 0.0 | 0 | 0 | 0 | 0/0 | 0.0 | 0 | 0 | 0 | 0 | L | 24-27+ |
| 2021 TOTALS | | 3-3 | 1 | 1 | 2 | 100.0 | 2.0 | 2.0 | 1 | 0 | 2T | 0/0 | 118.8 | 0 | 0 | 0 | 0 | 2-1 | |

+ - Overtime



2022 GAME-BY-GAME POSTSEASON STATISTICS (CHIEFS)

PASSING

RUSHING

| DATE | OPPONENT | P/S | PASSING | | | | | | | | | | | RUSHING | | | | W/L | SCORE | |
|--------------------|-----------|------------|----------|----------|----------|------------|------------|------------|----------|----------|----------|------------|------------|----------|----------|----------|----------|----------|------------|-------|
| | | | ATT | CMP | YDS | PCT | Y/A | Y/C | TD | INT | LG | SK/YD | RATE | ATT | YDS | LG | TD | | | |
| 01/21 | Jaguars | S | 0 | 0 | 0 | 0.0 | 0.0 | 0.0 | 0 | 0 | 0 | 0/0 | 0.0 | 0 | 0 | 0 | 0 | 0 | W | 27-20 |
| 01/29 | Bengals | S | 0 | 0 | 0 | 0.0 | 0.0 | 0.0 | 0 | 0 | 0 | 0/0 | 0.0 | 0 | 0 | 0 | 0 | 0 | W | 23-20 |
| 02/12 | at Eagles | S | 0 | 0 | 0 | 0.0 | 0.0 | 0.0 | 0 | 0 | 0 | 0/0 | 0.0 | 0 | 0 | 0 | 0 | 0 | W | 38-35 |
| 2022 TOTALS | | 3-3 | 0 | 0 | 0 | 0.0 | 0.0 | 0.0 | 0 | 0 | 0 | 0/0 | 0.0 | 0 | 0 | 0 | 0 | 0 | 3-0 | |





DARIAN KINNARD

TACKLE #75
KENTUCKY

1ST YEAR IN THE NFL | **1ST** YEAR WITH THE CHIEFS

HEIGHT: 6'5"
WEIGHT: 322 LBS
DRAFTED: D5-22
BIRTHDAY: 12/29/99



- First-year tackle enters his first season with the Chiefs in 2023, after spending last season on the club's inactive list.
- Originally entered the NFL as the fifth-round draft pick (145th overall) by the Kansas City Chiefs in the 2022 NFL Draft.

Transactions:

Originally entered the NFL as the fifth-round draft pick (145th overall) by the Kansas City Chiefs in the 2022 NFL Draft.

COLLEGE

Four-year letterwinner at Kentucky ... Played in 46 career games with 39 consecutive starts ... Played right tackle on the "Big Blue Wall" and was an essential component for the O-line unit, recognized for the Joe Moore Award, given to the nation's top offensive line, four straight seasons, including finalists in 2021 ... Earned consensus first-team All-American status as a senior, UK's first offensive lineman to hold that distinction since Sam Ball in 1965 ... UK's 12th Consensus All-American ... Awarded the 2021 Jacobs Blocking Trophy.

PERSONAL

- Played at the powerhouse St. Ignatius program in Cleveland, which has won 11 state championships and three national championships under the direction of legendary coach Chuck Kyle.
- Selected to play in the U.S. Army All-American game.
- All-State honoree in Ohio.

DARIAN KINNARD'S NFL REGULAR SEASON STATISTICS

| DATE | TEAM | GP | GS |
|-------------------|--------|----------|----------|
| 2022 | Chiefs | 1 | 0 |
| NFL TOTALS | | 1 | 0 |

DARIAN KINNARD'S NFL POSTSEASON STATISTICS

| DATE | TEAM | GP | GS |
|-------------------|--------|----------|----------|
| 2022 | Chiefs | 0 | 0 |
| NFL TOTALS | | 0 | 0 |

2022 GAME-BY-GAME REGULAR-SEASON STATISTICS (CHIEFS)

| DATE | OPPONENT | P/S | | W/L | SCORE |
|--------------------|---------------|------------|--------------|-------------|--------|
| 09/11 | at Cardinals | | INACTIVE | W | 44-21 |
| 09/15 | Chargers | | INACTIVE | W | 27-24 |
| 09/25 | at Colts | | INACTIVE | L | 17-20 |
| 10/02 | at Buccaneers | | INACTIVE | W | 41-31 |
| 10/10 | Raiders | P | | W | 30-29 |
| 10/16 | Bills | | INACTIVE | L | 20-24 |
| 10/23 | at 49ers | | INACTIVE | W | 44-23 |
| 11/06 | Titans | | INACTIVE | W | 20-17+ |
| 11/13 | Jaguars | | INACTIVE | W | 27-17 |
| 11/20 | at Chargers | | INACTIVE | W | 30-27 |
| 11/27 | Rams | | DID NOT PLAY | W | 26-10 |
| 12/04 | at Bengals | | DID NOT PLAY | L | 24-27 |
| 12/11 | at Broncos | | INACTIVE | W | 34-28 |
| 12/18 | at Texans | | INACTIVE | W | 30-24+ |
| 12/24 | Seahawks | | INACTIVE | W | 24-10 |
| 01/01 | Broncos | | INACTIVE | W | 27-24 |
| 01/07 | at Raiders | | INACTIVE | W | 31-13 |
| 2022 TOTALS | | 1-0 | | 14-3 | |

+ - Overtime

2022 GAME-BY-GAME POSTSEASON STATISTICS (CHIEFS)

| DATE | OPPONENT | P/S | | W/L | SCORE |
|--------------------|-----------|------------|----------|------------|-------|
| 01/21 | Jaguars | | INACTIVE | W | 27-20 |
| 01/29 | Bengals | | INACTIVE | W | 23-20 |
| 02/12 | at Eagles | | INACTIVE | W | 38-35 |
| 2022 TOTALS | | 0-0 | | 3-0 | |



- ▶ Quarterback enters his seventh season with the Chiefs in 2023 and his sixth-year as the starter (2018-23).
- ▶ Mahomes is the youngest player ever to win both a league MVP and a Super Bowl title.
- ▶ He is the first player in the 21st century to win both the league MVP and the Super Bowl MVP in the same season (2022).
- ▶ Originally entered the NFL as a first-round pick (10th overall) by the Kansas City Chiefs in the 2017 NFL Draft.
- ▶ The Chiefs traded the No. 27 overall pick, a third-round pick and their 2018 first-round selection to the Buffalo Bills in order to move up to the 10th spot to select Mahomes.

Career Highlights:

- ▶ Mahomes tops the franchise's career passing charts in multiple categories, ranking first in passer rating (105.7), completion percentage (66.3%), 300-yard passing games (41), 100.0 passer rating games (47), yards-per-attempt average (8.10), 25-yard completions (207), passing yards in a single-season (5,250 in 2022) and rushing touchdowns by a quarterback (12). He also finds himself in the top five for attempts (2,993), completions (1,985), yards (24,241) and touchdowns (192).
- ▶ He currently holds the highest passer rating in NFL history amongst people with 1,500 passing attempts (105.7).
- ▶ Owns 83 career touchdown passes at GEHA Field at Arrowhead Stadium, passing QB Trent Green (62) for the most career touchdown passes in the stadium's history.
- ▶ With 5,250 passing yards in 2022, Mahomes recorded his fifth-consecutive season (2018-22) with 4,000 or more passing yards. He joins PFHOF QB Peyton Manning as the only two players to have five such seasons in their first six years in the league.
- ▶ Mahomes has thrown for 4,500+ yards and 35+ touchdowns in four of his first six seasons in the league (2018, 2020, 2021, 2022). He is one of eight players in NFL history to have multiple seasons throwing for 4,500+ yards and 35+ touchdowns and one of just four quarterbacks in NFL history to have at least four such seasons, joining Tom Brady (5), Drew Brees (4) and PFHOF QB Peyton Manning (4).
- ▶ Starting his 75th game against the Cincinnati Bengals in Week 13 of 2022 (12/4/22), Mahomes holds the record for most touchdown passes (181), passing yards (22,799) and wins (59) in any NFL quarterback's first 75 games.
- ▶ Mahomes was already the fastest quarterback in NFL history to reach 15,000 career passing yards, but he officially became the fastest one to reach 20,000 career passing yards,

- doing so in 67 games. His 67 games outpaced QB Matthew Stafford's 71 games.
- ▶ Between Mahomes and TE Travis Kelce, the pair has 46 touchdown connections. Their 46 touchdown connections is tied with PFHOF QB Len Dawson and former WR Otis Taylor for most QB-pass catcher connections in Chiefs history.
- ▶ After being named the NFL MVP for the 2018 season as voted on by the *Associated Press*, he became the youngest recipient of the award since PFHOF QB Dan Marino in 1984.
- ▶ Mahomes threw a touchdown pass in 31 straight regular season games between the 2019 and 2021 seasons, establishing a new franchise record and ranking as the ninth-longest streak in NFL history (regular season only). He also owns a streak of 14 consecutive regular season games spanning from 2018 to 2019 with at least two touchdown passes, the second-longest streak in NFL history behind only PFHOF QB Peyton Manning's streak of 15 such games.
- ▶ Owns 41 career 300-yard games, marking the most 300-yard games in franchise history and the most in the NFL since 2017. Twenty-six of those performances came in his first four seasons (2017-20), tying PFHOF QB Kurt Warner (26) for the most games of at least 300 passing yards in a player's first four seasons in league annals.
- ▶ Recorded 1,831 passing yards with no interceptions in the first five games of the 2019 season, passing PFHOF Peyton Manning (1,744 passing yards in 2013) for the most passing yards without an interception to begin a season in NFL history.
- ▶ Threw for 278 yards in the second quarter in Week 2 at Oakland (9/15/19), the second-most passing yards in any single quarter in a game in NFL history, trailing only New Orleans QB Drew Brees who threw for 294 yards in the fourth quarter at Atlanta on Nov. 9, 2008.
- ▶ During the 2018 season, became just the second quarterback (Peyton Manning in 2013) in NFL history to throw for 50 touchdowns and 5,000 passing yards in a single-season.
- ▶ In his first season as the full-time starter in 2018, he broke the Chiefs single-season passing touchdown record by Week 10, passing Len Dawson (30) with 31 touchdown passes. Went on to finish the 2018 season with 50 touchdown passes, tied for the second-most in a single season in NFL history with QB Tom Brady (50 in 2007).
- ▶ Has recorded six touchdown passes in a game twice in his career against the Steelers (9/16/18) and the Rams (11/19/20), tying Chiefs and PFHOF QB Len Dawson for most touchdown passes in one game in team history. Mahomes is one of nine quarterbacks in league history to record multiple six-touchdown games.
- ▶ Threw 29 touchdown passes in his first 10 career NFL

games, more TD throws than any QB in NFL history in their first 10 games.

🏈 First quarterback in Chiefs history to throw for 300+ yards in eight consecutive games in a single season (2018). His streak is tied for second-most consecutive games with 300+ yards.

🏈 Made his NFL debut and first start during the Chiefs 2017 regular season finale at the Denver Broncos (12/31/17), completing 22-of-35 passes (62.9%) for 284 yards. His 284 passing yards in the game are the second-most by a rookie passer in a single-game in franchise history.

Postseason Career Highlights:

🏈 Has started 14 career postseason games for the Chiefs, carrying an 11-3 record. His 14 starts and 78.6 winning percentage are the top marks by a quarterback in franchise history.

🏈 Mahomes owns the franchise's postseason records for passing yards (4,084), touchdown passes (35), completions (352), attempts (523), completion percentage (67.3) and passer rating (107.4).

🏈 His 107.4 passer rating in the postseason is the highest passer rating by any NFL quarterback in playoff history.

🏈 Mahomes has recorded six games of a 120.0+ passer rating in the postseason, marking a league-best.

🏈 He has recorded five seasons of three or more 100.0+ passer rating games in the postseason, which is an NFL record.

🏈 In his first six NFL seasons, Mahomes ranks at the top of in the following postseason categories: touchdown passes (32), passes completed (331) and passes attempted (496).

🏈 Has thrown five touchdown passes in a postseason game twice, joining PFHOF QB Kurt Warner (twice) and QB Daryle Lamonica (twice) as the only players in NFL history to have multiple playoff games with five or more passing touchdowns.

🏈 Became the 13th starting quarterback to win multiple Super Bowls with his victory over the Eagles in Super Bowl LVII.

🏈 After receiving the Super Bowl MVP, Mahomes became the fifth player in history to win multiple Super Bowl MVP titles and 11th player ever to receive both the Super Bowl MVP and league MVP in the same season.

🏈 In Super Bowl LVII in Arizona, Mahomes threw three touchdown passes, marking his eighth postseason game of three or more touchdown passes. Having eight such games puts him in a tie for third-most postseason games of three or more touchdown passes with QB Aaron Rodgers. PFHOF QB Joe Montana (nine) and former QB Tom Brady (13) are the other two ahead of Mahomes.

🏈 Finished the 2021 postseason with 11 passing touchdowns, tying Joe Flacco (2012) and PFHOFs Kurt Warner (2008) and Joe Montana (1989) for the most touchdown passes in a single postseason in NFL history.

🏈 Threw three touchdown passes in the 2021 AFC Championship Game vs. Cincinnati (1/30/22), giving him seven postseason games with three or more touchdown passes, ranking as the fourth-most by a quarterback in NFL history, at the time.

🏈 Orchestrated one of the most exciting finishes to a playoff game in the 2021 AFC Divisional Round against the Buffalo Bills, leading the Chiefs to 19 fourth-quarter and overtime points, including setting up the game-tying field goal with just 0:13 remaining on the clock in regulation and connecting with TE Travis Kelce for an eight-yard game-winning touchdown in OT. Completed a franchise record 33 passes and tied for the second-most yards in a single game in franchise postseason history with 378 yards in the win to set up an NFL record fourth-consecutive home conference title game at GEHA Field at Arrowhead Stadium.

🏈 With his start in Super Bowl LV following the 2020 season,

Mahomes became the youngest quarterback in NFL history (25 years and 143 days old) to start in two Super Bowls, surpassing Russell Wilson, who was 26 years and 64 days old at the time of his second Super Bowl start (SB XLIX) with the Seattle Seahawks.

🏈 With his start in the AFC Championship Game against Buffalo (1/24/21) during the 2020 season, he became the 12th quarterback since the 1970 merger to start in three-consecutive conference championship games and was the first player to accomplish the feat prior to his 26th birthday. He also became the first quarterback ever to accomplish the feat in his first four seasons in the league.

🏈 At 24 years and 138 days, Mahomes became the third-youngest player and youngest quarterback in NFL history to be named Super Bowl MVP, earning the honors for his performance in Super Bowl LIV vs. the San Francisco 49ers.

🏈 In the AFC Championship Game against Tennessee (1/19/20) became the first player in Chiefs franchise history to ever record multiple passing touchdowns and a rushing touchdown (three passing, one rushing) in a postseason game.

🏈 Became the first player in NFL history to record 300+ passing yards, five or more passing touchdowns and 50+ rushing yards in a playoff game in the AFC Divisional Round against Houston (1/12/20).

🏈 Threw five touchdown passes in the 2020 AFC Divisional Round, the most in a single-game in Chiefs postseason history and tied for the fourth-most in NFL history. Four of his five touchdowns came in the second quarter, making him just the second player in NFL postseason history (QB Doug Williams in Super Bowl XXII) with four passing touchdowns in a single quarter.

Honors:

🏈 Selected to the Pro Bowl following the 2018, 2019, 2020, 2021 and 2022 seasons.

🏈 Named an AP All-Pro following the 2018 and 2022 seasons (first-team) and the 2020 season (second-team).

🏈 Received PFWA All-AFC Team honors in 2018 and 2020.

🏈 Voted by teammates as an offensive team captain for the postseason in each of his six seasons as the starter (2018-22). 2022 voted the ESPY Best Male Athlete and ESPY Best NFL Player.

🏈 2022 Chiefs Derrick Thomas Most Valuable Player.

🏈 Super Bowl LVII MVP.

🏈 2022 NFL Most Valuable Player.

🏈 November 2022 AFC Offensive Player of the Month.

🏈 2022 Weeks 1 and 4 AFC Offensive Player of the Week.

🏈 December 2021 AFC Offensive Player of the Month.

🏈 2021 Weeks 1 and 10 AFC Offensive Player of the Week.

🏈 2020 Sports Illustrated Sportsperson of the Year.

🏈 2020 TSN All-NFL Team.

🏈 November 2020 AFC Offensive Player of the Month.

🏈 2020 Weeks 3 and 8 AFC Offensive Player of the Week.

🏈 Super Bowl LIV MVP.

🏈 September 2019 AFC Offensive Player of the Month.

🏈 2019 Week 2 AFC Offensive Player of the Week.

🏈 2019 ESPY Best NFL Player.

🏈 2019 Week 2 FedEx Air Player of the Week.

🏈 2018 Chiefs Derrick Thomas Most Valuable Player.

🏈 2018 Bert Bell Award.

🏈 2018 NFL Most Valuable Player.

🏈 2018 AP, NFL, PFWA, SI and the 101 Awards Offensive Player of the Year.

🏈 2018 PFWA All-NFL Team.

🏈 2018 FedEx Air Player of the Year.

🏈 2018 Weeks 1, 2, 7 and 8 AFC Offensive Player of the Week.

🏈 2018 Weeks 2, 7 and 8 FedEx Air Player of the Week.

🏈 September 2018 AFC Player of the Month.

Transactions:

Signed contract extension with Kansas City (7/6/20) ... Originally entered the NFL as a first-round pick (10th overall) by the Kansas City Chiefs in the 2017 NFL Draft.

COLLEGE

A three-year starter at Texas Tech, Mahomes finished his Red Raider career with 857 completions on 1,349 attempts (63.5 pct.) ... Totaled 11,252 yards, 93 touchdowns and 845 rushing yards ... Began his career by starting the Red Raiders final four games as a true freshman, passing for 1,547 yards and 16 touchdowns with a 56.8 completion percentage with one of those games being a 598-yard, six-touchdown effort against a top-10 team in Baylor ... Gathered honorable mention All-Big 12 notice as a freshman in 2014 and was additionally honored in 2015 after starting every game and leading the FBS with 393 yards of total offense per game (totaled 4,653 yards, 36 TDs, 15 INTs, 63.5 completion percentage) ... Was a second-team All-Conference pick in his final season at Tech in 2016, leading the FBS with 421 passing yards per game (5,052 total, 41 TDs, 10 INTs, 65.7 completion percentage) ... Set a (then) NCAA record with 819 yards of total offense, while also tying the NCAA mark for passing yards with 734 vs. No. 16 Oklahoma on Oct. 23.

PERSONAL

- 🏡 Attended Whitehouse (Texas) High School where he earned several honors: MaxPreps 2013-14 National Male Athlete of the Year, 2013 Texas Associated Press Sports Editors High School Football Player of the Year, Associated Press Class 4A Offensive Player of the Year and All-East Texas Most Valuable Player.
- 🏡 A three-sport star as a prep, Mahomes also lettered in basketball and baseball, where he was selected by the Detroit Tigers in the 2014 Major League Baseball First-Year Player Draft in the 37th Round (No. 1,120 overall selection).
- 🏡 Father, Pat, pitched 11 years in Major League Baseball with six organizations, including five years with the Minnesota Twins.
- 🏡 Studied marketing at Texas Tech.
- 🏡 In 2019, founded the 15 and the Mahomies Foundation which is dedicated to improving the lives of children. The foundation supports initiatives that focus on health, wellness, communities in need of resources and other charitable causes.
- 🏡 Hometown: Tyler, Texas.

PATRICK MAHOMES' NFL REGULAR SEASON PASSING STATISTICS

| DATE | TEAM | GP | GS | ATT. | CMP. | PCT. | YDS | AVG. | TD | INT. | LG | SK | LST | RATE |
|---------------|--------|-----------|-----------|--------------|--------------|-------------|---------------|------------|------------|-----------|------------|------------|------------|--------------|
| 2017 | Chiefs | 1 | 1 | 35 | 22 | 62.9 | 284 | 8.1 | 0 | 1 | 51 | 2 | 15 | 76.4 |
| 2018 | Chiefs | 16 | 16 | 580 | 383 | 66.0 | 5,097 | 8.8 | 50 | 12 | 89t | 26 | 171 | 113.8 |
| 2019 | Chiefs | 14 | 14 | 484 | 319 | 65.9 | 4,031 | 8.3 | 26 | 5 | 83t | 17 | 127 | 105.3 |
| 2020 | Chiefs | 15 | 15 | 588 | 390 | 66.3 | 4,740 | 8.1 | 38 | 6 | 75t | 22 | 147 | 108.2 |
| 2021 | Chiefs | 17 | 17 | 658 | 436 | 66.3 | 4,839 | 7.4 | 37 | 13 | 75t | 28 | 146 | 98.5 |
| 2022 | Chiefs | 17 | 17 | 648 | 435 | 67.1 | 5,250 | 8.1 | 41 | 12 | 67 | 26 | 188 | 105.2 |
| TOTALS | | 80 | 80 | 2,993 | 1,985 | 66.3 | 24,241 | 8.1 | 192 | 49 | 89T | 121 | 794 | 105.7 |

PATRICK MAHOMES' NFL POSTSEASON PASSING STATISTICS

| DATE | TEAM | GP | GS | ATT. | CMP. | PCT. | YDS | AVG. | TD | INT. | LG | SK | LST | RATE |
|---------------|--------|-----------|-----------|------------|------------|-------------|--------------|------------|-----------|----------|-----------|-----------|------------|--------------|
| 2017 | Chiefs | 0 | 0 | 0 | 0 | 0.0 | 0 | 0.0 | 0 | 0 | 0 | 0 | 0 | 0.0 |
| 2018 | Chiefs | 2 | 2 | 72 | 43 | 59.7 | 573 | 8.0 | 3 | 0 | 54 | 8 | 71 | 98.9 |
| 2019 | Chiefs | 3 | 3 | 112 | 72 | 64.3 | 901 | 8.0 | 10 | 2 | 60t | 6 | 20 | 111.5 |
| 2020 | Chiefs | 3 | 3 | 117 | 76 | 65.0 | 850 | 7.3 | 4 | 2 | 71 | 4 | 27 | 90.8 |
| 2021 | Chiefs | 3 | 3 | 122 | 89 | 73.0 | 1,057 | 8.7 | 11 | 3 | 64t | 9 | 81 | 118.8 |
| 2022 | Chiefs | 3 | 3 | 100 | 72 | 72.0 | 703 | 7.0 | 7 | 0 | 29 | 3 | 11 | 114.7 |
| TOTALS | | 14 | 14 | 523 | 352 | 67.3 | 4,084 | 7.8 | 35 | 7 | 71 | 30 | 210 | 107.4 |

PATRICK MAHOMES' NFL REGULAR SEASON RUSHING STATISTICS

| DATE | TEAM | NO. | YDS. | AVG. | LG | TD |
|---------------|--------|------------|--------------|------------|-----------|-----------|
| 2017 | Chiefs | 7 | 10 | 1.4 | 5 | 0 |
| 2018 | Chiefs | 60 | 272 | 4.5 | 28 | 2 |
| 2019 | Chiefs | 43 | 218 | 5.1 | 25 | 2 |
| 2020 | Chiefs | 62 | 308 | 5.0 | 24 | 2 |
| 2021 | Chiefs | 66 | 381 | 5.8 | 32 | 2 |
| 2022 | Chiefs | 61 | 358 | 5.9 | 20 | 4 |
| TOTALS | | 299 | 1,547 | 5.2 | 32 | 12 |

PATRICK MAHOMES' NFL POSTSEASON RUSHING STATISTICS

| DATE | TEAM | NO. | YDS. | AVG. | LG | TD |
|---------------|--------|-----------|------------|------------|-----------|----------|
| 2017 | Chiefs | 0 | 0 | 0.0 | 0 | 0 |
| 2018 | Chiefs | 5 | 19 | 3.8 | 9 | 1 |
| 2019 | Chiefs | 24 | 136 | 5.7 | 27t | 2 |
| 2020 | Chiefs | 13 | 52 | 4.0 | 13 | 1 |
| 2021 | Chiefs | 13 | 117 | 9.0 | 34 | 1 |
| 2022 | Chiefs | 12 | 60 | 5.0 | 26 | 0 |
| TOTALS | | 67 | 384 | 5.7 | 34 | 5 |

SINGLE-GAME HIGHS: QUARTERBACK

| | | | |
|------------------------------|--------------------------------------------------------------------------------------------------------------------------------------------------------------------------------------|------------------------|--------------------------------------------------------------------------------------------------------------------------------------------------------------------------------------------|
| Pass Attempts | 68 vs. Tennessee, Nov 06, 2022 54 vs. Buffalo, Oct 10, 2021 53 vs. Baltimore, Dec 09, 2018 50 at Las Vegas, Nov 14, 2021 50 at Tennessee, Nov 10, 2019 | Passer Rating | 154.8 at Pittsburgh, Sep 16, 2018 144.4 vs. N.Y. Jets, Nov 01, 2020 144.2 at Arizona, Sep 11, 2022 143.2 at Jacksonville, Sep 08, 2019 139.2 vs. Las Vegas, Dec 12, 2021 |
| Pass Completions | 43 vs. Tennessee, Nov 06, 2022 37 at Tampa Bay, Nov 29, 2020 36 at Houston, Dec 18, 2022 36 at Tennessee, Nov 10, 2019 35 at Las Vegas, Nov 14, 2021 ...1 more at 35. | Rush Attempts | 10 at Buffalo, Oct 19, 2020 9 at Denver, Jan 08, 2022 9 at Oakland, Dec 02, 2018 8 vs. Buffalo, Oct 10, 2021 8 vs. New England, Oct 05, 2020 |
| Yards Passing | 478 at L.A. Rams, Nov 19, 2018 462 at Tampa Bay, Nov 29, 2020 446 vs. Tennessee, Nov 06, 2022 446 at Tennessee, Nov 10, 2019 443 at Oakland, Sep 15, 2019 | Rushing Yards | 63 vs. Tennessee, Nov 06, 2022 61 vs. Buffalo, Oct 10, 2021 59 at L.A. Chargers, Nov 18, 2019 54 at Denver, Jan 08, 2022 54 at L.A. Chargers, Sep 20, 2020 ...1 more at 54. |
| TD Passes | 6 at L.A. Rams, Nov 19, 2018 6 at Pittsburgh, Sep 16, 2018 5 at Arizona, Sep 11, 2022 5 at Las Vegas, Nov 14, 2021 ...2 more at 5. | Rushing Average | 7.6 vs. Buffalo, Oct 10, 2021 6.0 at Denver, Jan 08, 2022 5.8 at Oakland, Dec 02, 2018 5.6 vs. Jacksonville, Nov 13, 2022 5.3 at New Orleans, Dec 20, 2020 |
| Long Passes | 89t vs. Oakland, Dec 30, 2018 83t vs. Baltimore, Sep 22, 2019 75t vs. Cleveland, Sep 12, 2021 75t at Tampa Bay, Nov 29, 2020 75t at New England, Oct 14, 2018 | Longest Runs | 32 at L.A. Chargers, Dec 16, 2021 28 at Oakland, Dec 02, 2018 25 at Denver, Jan 08, 2022 25 at Detroit, Sep 29, 2019 24 at New Orleans, Dec 20, 2020 ...1 more at 24. |
| Completion Percentage | 87.8 at Houston, Dec 18, 2022 83.3 vs. Las Vegas, Dec 12, 2021 82.1 at Pittsburgh, Sep 16, 2018 80.8 at Buffalo, Oct 19, 2020 80.0 at Philadelphia, Oct 03, 2021 | Rushing TDs | 1 vs. Seattle, Dec 24, 2022 1 at Houston, Dec 18, 2022 1 at Cincinnati, Dec 04, 2022 ...9 more at 1. |

SINGLE-GAME HIGHS - POSTSEASON: QUARTERBACK

| | | | |
|------------------------------|----------------------------------------------------------------------------------------------------------------------------------------------------------------------------------------------|------------------------|------------------------------------------------------------------------------------------------------------------------------------------------------------------------------------|
| Pass Attempts | 49 at Tampa Bay, Feb 07, 2021 44 vs. Buffalo, Jan 23, 2022 43 vs. Cincinnati, Jan 29, 2023 41 vs. San Francisco, Feb 02, 2020 41 vs. Indianapolis, Jan 12, 2019 | Passer Rating | 138.2 vs. Pittsburgh, Jan 16, 2022 134.6 vs. Houston, Jan 12, 2020 131.8 at Philadelphia, Feb 12, 2023 127.6 vs. Buffalo, Jan 24, 2021 123.1 vs. Buffalo, Jan 23, 2022 |
| Pass Completions | 33 vs. Buffalo, Jan 23, 2022 30 vs. Pittsburgh, Jan 16, 2022 29 vs. Cincinnati, Jan 29, 2023 29 vs. Buffalo, Jan 24, 2021 27 vs. Indianapolis, Jan 12, 2019 | Rush Attempts | 10 vs. San Francisco, Feb 02, 2020 7 vs. Buffalo, Jan 23, 2022 7 vs. Tennessee, Jan 19, 2020 7 vs. Houston, Jan 12, 2020 6 at Philadelphia, Feb 12, 2023 |
| Yards Passing | 404 vs. Pittsburgh, Jan 16, 2022 378 vs. Buffalo, Jan 23, 2022 326 vs. Cincinnati, Jan 29, 2023 325 vs. Buffalo, Jan 24, 2021 321 vs. Houston, Jan 12, 2020 | Rushing Yards | 69 vs. Buffalo, Jan 23, 2022 54 vs. Tennessee, Jan 19, 2020 53 vs. Houston, Jan 12, 2020 44 at Philadelphia, Feb 12, 2023 33 at Tampa Bay, Feb 07, 2021 |
| TD Passes | 5 vs. Pittsburgh, Jan 16, 2022 5 vs. Houston, Jan 12, 2020 3 at Philadelphia, Feb 12, 2023 3 vs. Cincinnati, Jan 30, 2022 ...4 more at 3. | Rushing Average | 9.9 vs. Buffalo, Jan 23, 2022 7.7 vs. Tennessee, Jan 19, 2020 7.6 vs. Houston, Jan 12, 2020 2.9 vs. San Francisco, Feb 02, 2020 |
| Long Passes | 71 vs. Buffalo, Jan 24, 2021 64t vs. Buffalo, Jan 23, 2022 60t vs. Tennessee, Jan 19, 2020 54 vs. New England, Jan 20, 2019 48t vs. Pittsburgh, Jan 16, 2022 ...1 more at 48. | Longest Runs | 34 vs. Buffalo, Jan 23, 2022 27t vs. Tennessee, Jan 19, 2020 26 at Philadelphia, Feb 12, 2023 23 vs. Pittsburgh, Jan 16, 2022 21 vs. Houston, Jan 12, 2020 |
| Completion Percentage | 77.8 at Philadelphia, Feb 12, 2023 76.9 vs. Pittsburgh, Jan 16, 2022 76.3 vs. Buffalo, Jan 24, 2021 75.0 vs. Buffalo, Jan 23, 2022 73.3 vs. Jacksonville, Jan 21, 2023 | Rushing TDs | 1 vs. Buffalo, Jan 23, 2022 1 vs. Cleveland, Jan 17, 2021 1 vs. San Francisco, Feb 02, 2020 ...2 more at 1. |

300-YARD PASSING GAMES (41): REGULAR SEASON

| DATE | TEAM | NO. | YDS. | AVG. | LG | TD |
|----------|---------------|-----|------|------|-----|----|
| 09/16/18 | at Steelers | 23 | 326 | 14.2 | 40 | 6 |
| 09/23/18 | 49ERS | 24 | 314 | 13.1 | 42 | 3 |
| 10/01/18 | at Broncos | 28 | 304 | 10.9 | 35 | 1 |
| 10/07/18 | JAGUARS | 22 | 313 | 14.2 | 40 | 0 |
| 10/14/18 | at Patriots | 23 | 352 | 15.3 | 75t | 4 |
| 10/21/18 | BENGALS | 28 | 358 | 12.8 | 50 | 4 |
| 10/28/18 | BRONCOS | 24 | 303 | 12.6 | 40 | 4 |
| 11/04/18 | at Browns | 23 | 375 | 16.3 | 50t | 3 |
| 11/19/18 | at Rams | 33 | 478 | 14.5 | 73t | 6 |
| 12/09/18 | RAVENS | 35 | 377 | 10.8 | 48 | 2 |
| 09/08/19 | at Jaguars | 25 | 378 | 15.1 | 68t | 3 |
| 09/15/19 | at Raiders | 30 | 443 | 14.8 | 44t | 4 |
| 09/22/19 | RAVENS | 27 | 374 | 13.9 | 83t | 3 |
| 09/29/19 | at Lions | 24 | 315 | 13.1 | 33 | 0 |
| 10/06/19 | COLTS | 22 | 321 | 14.6 | 31 | 1 |
| 11/10/19 | at Titans | 36 | 446 | 12.4 | 63t | 3 |
| 12/15/19 | BRONCOS | 27 | 340 | 12.6 | 41t | 2 |
| 09/20/20 | at Chargers | 27 | 302 | 11.2 | 54t | 2 |
| 09/28/20 | at Ravens | 31 | 385 | 12.4 | 49t | 4 |
| 10/11/20 | RAIDERS | 22 | 340 | 15.5 | 37 | 2 |
| 11/01/20 | JETS | 31 | 416 | 13.4 | 41t | 5 |
| 11/08/20 | PANTHERS | 30 | 372 | 12.4 | 44 | 4 |
| 11/22/20 | at Raiders | 34 | 348 | 10.2 | 22t | 2 |
| 11/29/20 | at Buccaneers | 37 | 462 | 12.5 | 75t | 3 |
| 12/06/20 | BRONCOS | 25 | 318 | 12.7 | 30 | 1 |
| 12/13/20 | at Dolphins | 24 | 393 | 16.4 | 44t | 2 |
| 09/12/21 | BROWNS | 27 | 337 | 12.5 | 75t | 3 |
| 09/19/21 | at Ravens | 24 | 343 | 14.3 | 46t | 3 |
| 10/17/21 | at Commanders | 32 | 397 | 12.4 | 49 | 2 |
| 11/14/21 | at Raiders | 35 | 406 | 11.6 | 38t | 5 |
| 12/16/21 | at Chargers | 31 | 410 | 13.2 | 69 | 3 |
| 09/11/22 | at Cardinals | 30 | 360 | 12.0 | 35 | 5 |
| 10/16/22 | BILLS | 25 | 338 | 13.5 | 42t | 2 |
| 10/23/22 | at 49ers | 25 | 423 | 16.9 | 57 | 3 |
| 11/06/22 | TITANS | 43 | 446 | 10.4 | 33 | 1 |
| 11/13/22 | JAGUARS | 26 | 331 | 12.7 | 46 | 4 |
| 11/20/22 | at Chargers | 20 | 329 | 16.5 | 40 | 3 |
| 11/27/22 | RAMS | 27 | 320 | 11.9 | 39t | 1 |
| 12/11/22 | at Broncos | 28 | 352 | 12.6 | 56t | 3 |
| 12/18/22 | at Texans | 36 | 336 | 9.3 | 21 | 2 |
| 01/01/23 | BRONCOS | 29 | 328 | 11.3 | 38 | 3 |

300-YARD PASSING GAMES (5): POST SEASON

| DATE | TEAM | NO. | YDS. | AVG. | LG | TD |
|----------|----------|-----|------|------|-----|----|
| 01/12/20 | TEXANS | 23 | 321 | 14.0 | 48 | 5 |
| 01/24/21 | BILLS | 29 | 325 | 11.2 | 71 | 3 |
| 01/16/22 | STEELERS | 30 | 404 | 13.5 | 48t | 5 |
| 01/23/22 | BILLS | 33 | 378 | 11.5 | 64t | 3 |
| 01/29/23 | BENGALS | 29 | 326 | 11.2 | 29 | 2 |

2017 GAME-BY-GAME REGULAR-SEASON STATISTICS (CHIEFS)

| DATE | OPPONENT | P/S | PASSING | | | | | | | | | | RUSHING | | | | W/L | SCORE | | |
|--------------------|-------------|------------|-----------|-----------|------------|-------------|------------|-------------|----------|----------|-----------|-------------|-------------|----------|-----------|----------|----------|-------------|-------|-------|
| | | | ATT | CMP | YDS | PCT | Y/A | Y/C | TD | INT | LG | SK/YD | RATE | ATT | YDS | LG | | | TD | |
| 09/07 | at Patriots | | | | | | | | | | | | | | | | | | W | 42-27 |
| 09/17 | Eagles | | | | | | | | | | | | | | | | | | W | 27-20 |
| 09/24 | at Chargers | | | | | | | | | | | | | | | | | | W | 24-10 |
| 10/02 | Redskins | | | | | | | | | | | | | | | | | | W | 29-20 |
| 10/08 | at Texans | | | | | | | | | | | | | | | | | | W | 42-34 |
| 10/15 | Steelers | | | | | | | | | | | | | | | | | | L | 13-19 |
| 10/19 | at Raiders | | | | | | | | | | | | | | | | | | L | 30-31 |
| 10/30 | Broncos | | | | | | | | | | | | | | | | | | W | 29-19 |
| 11/05 | at Cowboys | | | | | | | | | | | | | | | | | | L | 17-28 |
| 11/19 | at Giants | | | | | | | | | | | | | | | | | | L | 9-12+ |
| 11/26 | Bills | | | | | | | | | | | | | | | | | | L | 10-16 |
| 12/03 | at Jets | | | | | | | | | | | | | | | | | | L | 31-38 |
| 12/10 | Raiders | | | | | | | | | | | | | | | | | | W | 26-15 |
| 12/16 | Chargers | | | | | | | | | | | | | | | | | | W | 30-13 |
| 12/24 | Dolphins | | | | | | | | | | | | | | | | | | W | 29-13 |
| 12/31 | at Broncos | S | 35 | 22 | 284 | 62.9 | 8.1 | 12.9 | 0 | 1 | 51 | 2/15 | 76.4 | 7 | 10 | 5 | 0 | W | 27-24 | |
| 2017 TOTALS | | 1-1 | 35 | 22 | 284 | 62.9 | 8.1 | 12.9 | 0 | 1 | 51 | 2/15 | 76.4 | 7 | 10 | 5 | 0 | 10-6 | | |

+ - Overtime



2018 GAME-BY-GAME REGULAR-SEASON STATISTICS (CHIEFS)

| DATE | OPPONENT | P/S | PASSING | | | | | | | | | | | RUSHING | | | | W/L | SCORE |
|--------------------|-------------|--------------|------------|------------|--------------|-------------|------------|-------------|-----------|-----------|------------|---------------|--------------|-----------|------------|-----------|----------|-------------|--------|
| | | | ATT | CMP | YDS | PCT | Y/A | Y/C | TD | INT | LG | SK/YD | RATE | ATT | YDS | LG | TD | | |
| 09/09 | at Chargers | S | 27 | 15 | 256 | 55.6 | 9.5 | 17.1 | 4 | 0 | 58t | 1/0 | 127.5 | 5 | 21 | 8 | 0 | W | 38-28 |
| 09/16 | at Steelers | S | 28 | 23 | 326 | 82.1 | 11.6 | 14.2 | 6 | 0 | 40 | 1/4 | 154.8 | 5 | 18 | 10 | 0 | W | 42-37 |
| 09/23 | 49ers | S | 38 | 24 | 314 | 63.2 | 8.3 | 13.1 | 3 | 0 | 42 | 2/7 | 115.5 | 5 | 7 | 7 | 0 | W | 38-27 |
| 10/01 | at Broncos | S | 45 | 28 | 304 | 62.2 | 6.8 | 10.9 | 1 | 0 | 35 | 1/0 | 89.5 | 3 | 7 | 8t | 1 | W | 27-23 |
| 10/07 | Jaguars | S | 38 | 22 | 313 | 57.9 | 8.2 | 14.2 | 0 | 2 | 40 | 1/15 | 62.7 | 4 | 13 | 11 | 1 | W | 30-14 |
| 10/14 | at Patriots | S | 36 | 23 | 352 | 63.9 | 9.8 | 15.3 | 4 | 2 | 75t | 0/0 | 110.0 | 2 | 9 | 6 | 0 | L | 40-43 |
| 10/21 | Bengals | S | 39 | 28 | 358 | 71.8 | 9.2 | 12.8 | 4 | 1 | 50 | 2/5 | 123.7 | 4 | 45 | 23 | 0 | W | 45-10 |
| 10/28 | Broncos | S | 34 | 24 | 303 | 70.6 | 8.9 | 12.6 | 4 | 1 | 40 | 2/12 | 125.0 | 2 | -1 | 1 | 0 | W | 30-23 |
| 11/04 | at Browns | S | 32 | 23 | 375 | 71.9 | 11.7 | 16.3 | 3 | 1 | 50t | 2/15 | 129.0 | 2 | 18 | 15 | 0 | W | 37-21 |
| 11/11 | Cardinals | S | 28 | 21 | 249 | 75.0 | 8.9 | 11.9 | 2 | 0 | 38 | 5/37 | 125.4 | 4 | 21 | 14 | 0 | W | 26-14 |
| 11/19 | at Rams | S | 46 | 33 | 478 | 71.7 | 10.4 | 14.5 | 6 | 3 | 73t | 3/30 | 117.6 | 6 | 28 | 7 | 0 | L | 51-54 |
| 12/02 | at Raiders | S | 38 | 23 | 295 | 60.5 | 7.8 | 12.8 | 4 | 0 | 38 | 0/0 | 120.0 | 9 | 52 | 28 | 0 | W | 40-33 |
| 12/09 | Ravens | S | 53 | 35 | 377 | 66.0 | 7.1 | 10.8 | 2 | 1 | 48 | 3/29 | 91.5 | 2 | -3 | 2 | 0 | W | 27-24+ |
| 12/13 | Chargers | S | 34 | 24 | 243 | 70.6 | 7.1 | 10.1 | 2 | 0 | 33 | 2/9 | 110.3 | 2 | 3 | 2 | 0 | L | 28-29 |
| 12/23 | at Seahawks | S | 40 | 23 | 273 | 57.5 | 6.8 | 11.9 | 3 | 0 | 32 | 1/8 | 103.4 | 3 | 33 | 22 | 0 | L | 31-38 |
| 12/30 | Raiders | S | 24 | 14 | 281 | 58.3 | 11.7 | 20.1 | 2 | 1 | 89t | 0/0 | 109.9 | 2 | 1 | 2 | 0 | W | 35-3 |
| 2018 TOTALS | | 16-16 | 580 | 383 | 5,097 | 66.0 | 8.8 | 13.3 | 50 | 12 | 89T | 26/171 | 113.8 | 60 | 272 | 28 | 2 | 12-4 | |

+ - Overtime

2019 GAME-BY-GAME REGULAR-SEASON STATISTICS (CHIEFS)

| DATE | OPPONENT | P/S | PASSING | | | | | | | | | | | RUSHING | | | | W/L | SCORE |
|--------------------|-------------|--------------|------------|------------|--------------|-------------|------------|-------------|-----------|----------|------------|---------------|--------------|-----------|------------|-----------|----------|-------------|-------|
| | | | ATT | CMP | YDS | PCT | Y/A | Y/C | TD | INT | LG | SK/YD | RATE | ATT | YDS | LG | TD | | |
| 09/08 | at Jaguars | S | 33 | 25 | 378 | 75.8 | 11.5 | 15.1 | 3 | 0 | 68t | 0/0 | 143.2 | 1 | 2 | 2 | 0 | W | 40-26 |
| 09/15 | at Raiders | S | 44 | 30 | 443 | 68.2 | 10.1 | 14.8 | 4 | 0 | 44t | 2/7 | 131.2 | 1 | -1 | -1 | 0 | W | 28-10 |
| 09/22 | Ravens | S | 37 | 27 | 374 | 73.0 | 10.1 | 13.9 | 3 | 0 | 83t | 1/11 | 132.0 | 4 | 9 | 11 | 0 | W | 33-28 |
| 09/29 | at Lions | S | 42 | 24 | 315 | 57.1 | 7.5 | 13.1 | 0 | 0 | 33 | 0/0 | 81.0 | 6 | 54 | 25 | 0 | W | 34-30 |
| 10/06 | Colts | S | 39 | 22 | 321 | 56.4 | 8.2 | 14.6 | 1 | 0 | 31 | 4/33 | 91.9 | 3 | 17 | 14 | 0 | L | 13-19 |
| 10/13 | Texans | S | 35 | 19 | 273 | 54.3 | 7.8 | 14.4 | 3 | 1 | 52 | 1/17 | 96.5 | 1 | -1 | -1 | 0 | L | 24-31 |
| 10/17 | at Broncos | S | 11 | 10 | 76 | 90.9 | 6.9 | 7.6 | 1 | 0 | 21t | 0/0 | 125.8 | 1 | 2 | 2 | 0 | W | 30-6 |
| 10/27 | Packers | | | | | | | | | | | | | | | | | L | 24-31 |
| 11/03 | Vikings | | | | | | | | | | | | | | | | | W | 26-23 |
| 11/10 | at Titans | S | 50 | 36 | 446 | 72.0 | 8.9 | 12.4 | 3 | 0 | 63t | 2/13 | 119.2 | 0 | 0 | 0 | 0 | L | 32-35 |
| 11/18 | at Chargers | S | 32 | 19 | 182 | 59.4 | 5.7 | 9.6 | 1 | 1 | 31 | 1/2 | 72.7 | 5 | 59 | 24 | 0 | W | 24-17 |
| 12/01 | Raiders | S | 29 | 15 | 175 | 51.7 | 6.0 | 11.7 | 1 | 0 | 47 | 1/12 | 81.8 | 3 | 25 | 13t | 1 | W | 40-9 |
| 12/08 | at Patriots | S | 40 | 26 | 283 | 65.0 | 7.1 | 10.9 | 1 | 1 | 48t | 1/12 | 83.6 | 6 | 6 | 5 | 0 | W | 23-16 |
| 12/15 | Broncos | S | 34 | 27 | 340 | 79.4 | 10.0 | 12.6 | 2 | 1 | 41t | 3/13 | 115.7 | 3 | 11 | 7 | 0 | W | 23-3 |
| 12/22 | at Bears | S | 33 | 23 | 251 | 69.7 | 7.6 | 10.9 | 2 | 0 | 19 | 1/7 | 112.1 | 2 | 14 | 12t | 1 | W | 26-3 |
| 12/29 | Chargers | S | 25 | 16 | 174 | 64.0 | 7.0 | 10.9 | 1 | 1 | 47 | 0/0 | 81.1 | 7 | 21 | 11 | 0 | W | 31-21 |
| 2019 TOTALS | | 14-14 | 484 | 319 | 4,031 | 65.9 | 8.3 | 12.6 | 26 | 5 | 83T | 17/127 | 105.3 | 43 | 218 | 25 | 2 | 12-4 | |

2020 GAME-BY-GAME REGULAR-SEASON STATISTICS (CHIEFS)

| DATE | OPPONENT | P/S | PASSING | | | | | | | | | | | RUSHING | | | | W/L | SCORE |
|--------------------|---------------|--------------|------------|------------|--------------|-------------|------------|-------------|-----------|----------|------------|---------------|--------------|-----------|------------|-----------|----------|-------------|--------|
| | | | ATT | CMP | YDS | PCT | Y/A | Y/C | TD | INT | LG | SK/YD | RATE | ATT | YDS | LG | TD | | |
| 09/10 | Texans | S | 32 | 24 | 211 | 75.0 | 6.6 | 8.8 | 3 | 0 | 19 | 1/8 | 123.3 | 0 | 0 | 0 | 0 | W | 34-20 |
| 09/20 | at Chargers | S | 47 | 27 | 302 | 57.4 | 6.4 | 11.2 | 2 | 0 | 54t | 1/13 | 90.9 | 6 | 54 | 21 | 0 | W | 23-20+ |
| 09/28 | at Ravens | S | 42 | 31 | 385 | 73.8 | 9.2 | 12.4 | 4 | 0 | 49t | 0/0 | 133.5 | 4 | 26 | 12 | 1 | W | 34-20 |
| 10/05 | Patriots | S | 29 | 19 | 236 | 65.5 | 8.1 | 12.4 | 2 | 0 | 45 | 1/7 | 113.6 | 8 | 28 | 18 | 0 | W | 26-10 |
| 10/11 | Raiders | S | 43 | 22 | 340 | 51.2 | 7.9 | 15.5 | 2 | 1 | 37 | 3/7 | 83.5 | 6 | 21 | 6 | 1 | L | 32-40 |
| 10/19 | at Bills | S | 26 | 21 | 225 | 80.8 | 8.7 | 10.7 | 2 | 0 | 37 | 1/4 | 128.4 | 10 | 36 | 9 | 0 | W | 26-17 |
| 10/25 | at Broncos | S | 23 | 15 | 200 | 65.2 | 8.7 | 13.3 | 1 | 0 | 38 | 3/25 | 107.2 | 0 | 0 | 0 | 0 | W | 43-16 |
| 11/01 | Jets | S | 42 | 31 | 416 | 73.8 | 9.9 | 13.4 | 5 | 0 | 41t | 0/0 | 144.4 | 0 | 0 | 0 | 0 | W | 35-9 |
| 11/08 | Panthers | S | 45 | 30 | 372 | 66.7 | 8.3 | 12.4 | 4 | 0 | 44 | 2/11 | 121.7 | 1 | 6 | 6 | 0 | W | 33-31 |
| 11/22 | at Raiders | S | 45 | 34 | 348 | 75.6 | 7.7 | 10.2 | 2 | 1 | 22t | 0/0 | 102.8 | 4 | 16 | 11 | 0 | W | 35-31 |
| 11/29 | at Buccaneers | S | 49 | 37 | 462 | 75.5 | 9.4 | 12.5 | 3 | 0 | 75t | 2/6 | 124.7 | 4 | 28 | 17 | 0 | W | 27-24 |
| 12/06 | Broncos | S | 40 | 25 | 318 | 62.5 | 8.0 | 12.7 | 1 | 0 | 30 | 1/5 | 95.6 | 4 | 26 | 20 | 0 | W | 22-16 |
| 12/13 | at Dolphins | S | 34 | 24 | 393 | 70.6 | 11.6 | 16.4 | 2 | 3 | 44t | 3/39 | 91.9 | 5 | 9 | 6 | 0 | W | 33-27 |
| 12/20 | at Saints | S | 47 | 26 | 254 | 55.3 | 5.4 | 9.8 | 3 | 0 | 23 | 4/22 | 92.0 | 7 | 37 | 24 | 0 | W | 32-29 |
| 12/27 | Falcons | S | 44 | 24 | 278 | 54.5 | 6.3 | 11.6 | 2 | 1 | 31 | 0/0 | 79.5 | 3 | 21 | 13 | 0 | W | 17-14 |
| 01/03 | Chargers | | | | | | | | | | | | | | | | | L | 21-38 |
| 2020 TOTALS | | 15-15 | 588 | 390 | 4,740 | 66.3 | 8.1 | 12.2 | 38 | 6 | 75T | 22/147 | 108.2 | 62 | 308 | 24 | 2 | 14-2 | |

+ - Overtime



2021 GAME-BY-GAME REGULAR-SEASON STATISTICS (CHIEFS)

| DATE | OPPONENT | P/S | PASSING | | | | | | | | | | | RUSHING | | | | W/L | SCORE |
|--------------------|------------------|--------------|------------|------------|--------------|-------------|------------|-------------|-----------|-----------|------------|---------------|-------------|-----------|------------|-----------|----------|-------------|--------|
| | | | ATT | CMP | YDS | PCT | Y/A | Y/C | TD | INT | LG | SK/YD | RATE | ATT | YDS | LG | TD | | |
| 09/12 | Browns | S | 36 | 27 | 337 | 75.0 | 9.4 | 12.5 | 3 | 0 | 75t | 2/13 | 131.4 | 5 | 18 | 8 | 1 | W | 33-29 |
| 09/19 | at Ravens | S | 31 | 24 | 343 | 77.4 | 11.1 | 14.3 | 3 | 1 | 46t | 0/0 | 131.5 | 1 | 3 | 3 | 0 | L | 35-36 |
| 09/26 | Chargers | S | 44 | 27 | 260 | 61.4 | 5.9 | 9.6 | 3 | 2 | 28 | 2/9 | 81.6 | 4 | 45 | 21 | 0 | L | 24-30 |
| 10/03 | at Eagles | S | 30 | 24 | 278 | 80.0 | 9.3 | 11.6 | 5 | 1 | 44t | 1/7 | 131.0 | 5 | 26 | 12 | 0 | W | 42-30 |
| 10/10 | Bills | S | 54 | 33 | 272 | 61.1 | 5.0 | 8.2 | 2 | 2 | 26 | 2/0 | 70.9 | 8 | 61 | 23 | 0 | L | 20-38 |
| 10/17 | at Football Team | S | 47 | 32 | 397 | 68.1 | 8.4 | 12.4 | 2 | 2 | 49 | 3/7 | 90.5 | 3 | 31 | 17 | 0 | W | 31-13 |
| 10/24 | at Titans | S | 35 | 20 | 206 | 57.1 | 5.9 | 10.3 | 0 | 1 | 25 | 4/31 | 62.3 | 6 | 35 | 13 | 0 | L | 3-27 |
| 11/01 | Giants | S | 48 | 29 | 275 | 60.4 | 5.7 | 9.5 | 1 | 1 | 24 | 2/14 | 74.6 | 3 | 10 | 6 | 0 | W | 20-17 |
| 11/07 | Packers | S | 37 | 20 | 166 | 54.1 | 4.5 | 8.3 | 1 | 0 | 25 | 1/6 | 74.8 | 2 | -2 | -1 | 0 | W | 13-7 |
| 11/14 | at Raiders | S | 50 | 35 | 406 | 70.0 | 8.1 | 11.6 | 5 | 0 | 38t | 0/0 | 127.6 | 0 | 0 | 0 | 0 | W | 41-14 |
| 11/21 | Cowboys | S | 37 | 23 | 260 | 62.2 | 7.0 | 11.3 | 0 | 1 | 37 | 3/16 | 71.9 | 7 | 11 | 11 | 0 | W | 19-9 |
| 12/05 | Broncos | S | 29 | 15 | 184 | 51.7 | 6.3 | 12.3 | 0 | 1 | 38 | 1/6 | 57.3 | 4 | 12 | 10t | 1 | W | 22-9 |
| 12/12 | Raiders | S | 24 | 20 | 258 | 83.3 | 10.8 | 12.9 | 2 | 0 | 44 | 3/18 | 139.2 | 4 | 20 | 10 | 0 | W | 48-9 |
| 12/16 | at Chargers | S | 47 | 31 | 410 | 66.0 | 8.7 | 13.2 | 3 | 1 | 69 | 1/0 | 105.8 | 3 | 32 | 32 | 0 | W | 34-28+ |
| 12/26 | Steelers | S | 30 | 23 | 258 | 76.7 | 8.6 | 11.2 | 3 | 0 | 50 | 2/4 | 135.1 | 0 | 0 | 0 | 0 | W | 36-10 |
| 01/02 | at Bengals | S | 35 | 26 | 259 | 74.3 | 7.4 | 10.0 | 2 | 0 | 53 | 0/0 | 113.9 | 2 | 25 | 17 | 0 | L | 31-34 |
| 01/08 | at Broncos | S | 44 | 27 | 270 | 61.4 | 6.1 | 10.0 | 2 | 0 | 44 | 1/15 | 93.9 | 9 | 54 | 25 | 0 | W | 28-24 |
| 2021 TOTALS | | 17-17 | 658 | 436 | 4,839 | 66.3 | 7.4 | 11.1 | 37 | 13 | 75T | 28/146 | 98.5 | 66 | 381 | 32 | 2 | 12-5 | |

+ - Overtime

2022 GAME-BY-GAME REGULAR-SEASON STATISTICS (CHIEFS)

| DATE | OPPONENT | P/S | PASSING | | | | | | | | | | | RUSHING | | | | W/L | SCORE |
|--------------------|---------------|--------------|------------|------------|--------------|-------------|------------|-------------|-----------|-----------|-----------|---------------|--------------|-----------|------------|-----------|----------|-------------|--------|
| | | | ATT | CMP | YDS | PCT | Y/A | Y/C | TD | INT | LG | SK/YD | RATE | ATT | YDS | LG | TD | | |
| 09/11 | at Cardinals | S | 39 | 30 | 360 | 76.9 | 9.2 | 12.0 | 5 | 0 | 35 | 0/0 | 144.2 | 3 | 5 | 4 | 0 | W | 44-21 |
| 09/15 | Chargers | S | 35 | 24 | 235 | 68.6 | 6.7 | 9.8 | 2 | 0 | 41t | 1/9 | 106.2 | 2 | -1 | 0 | 0 | W | 27-24 |
| 09/25 | at Colts | S | 35 | 20 | 262 | 57.1 | 7.5 | 13.1 | 1 | 1 | 53 | 1/5 | 78.5 | 4 | 26 | 10 | 0 | L | 17-20 |
| 10/02 | at Buccaneers | S | 37 | 23 | 249 | 62.2 | 6.7 | 10.8 | 3 | 1 | 36 | 3/21 | 97.7 | 4 | 34 | 11 | 0 | W | 41-31 |
| 10/10 | Raiders | S | 43 | 29 | 292 | 67.4 | 6.8 | 10.1 | 4 | 0 | 36 | 3/27 | 117.6 | 4 | 28 | 16 | 0 | W | 30-29 |
| 10/16 | Bills | S | 40 | 25 | 338 | 62.5 | 8.5 | 13.5 | 2 | 2 | 42t | 3/19 | 85.2 | 4 | 21 | 10 | 0 | L | 20-24 |
| 10/23 | at 49ers | S | 34 | 25 | 423 | 73.5 | 12.4 | 16.9 | 3 | 1 | 57 | 1/6 | 132.4 | 0 | 0 | 0 | 0 | W | 44-23 |
| 11/06 | Titans | S | 68 | 43 | 446 | 63.2 | 6.6 | 10.4 | 1 | 1 | 33 | 4/24 | 80.9 | 6 | 63 | 20 | 1 | W | 20-17+ |
| 11/13 | Jaguars | S | 35 | 26 | 331 | 74.3 | 9.5 | 12.7 | 4 | 1 | 46 | 0/0 | 129.6 | 7 | 39 | 19 | 0 | W | 27-17 |
| 11/20 | at Chargers | S | 34 | 20 | 329 | 58.8 | 9.7 | 16.5 | 3 | 0 | 40 | 1/7 | 120.8 | 4 | 23 | 16 | 0 | W | 30-27 |
| 11/27 | Rams | S | 42 | 27 | 320 | 64.3 | 7.6 | 11.9 | 1 | 1 | 39t | 0/0 | 85.4 | 4 | 36 | 13 | 0 | W | 26-10 |
| 12/04 | at Bengals | S | 27 | 16 | 223 | 59.3 | 8.3 | 13.9 | 1 | 0 | 42 | 2/12 | 98.2 | 2 | 9 | 6 | 1 | L | 24-27 |
| 12/11 | at Broncos | S | 42 | 28 | 352 | 66.7 | 8.4 | 12.6 | 3 | 3 | 56t | 2/10 | 86.6 | 3 | -3 | -1 | 0 | W | 34-28 |
| 12/18 | at Texans | S | 41 | 36 | 336 | 87.8 | 8.2 | 9.3 | 2 | 0 | 21 | 2/23 | 117.1 | 5 | 33 | 14 | 1 | W | 30-24+ |
| 12/24 | Seahawks | S | 28 | 16 | 224 | 57.1 | 8.0 | 14.0 | 2 | 0 | 52 | 1/4 | 106.8 | 2 | 8 | 5 | 1 | W | 24-10 |
| 01/01 | Broncos | S | 42 | 29 | 328 | 69.0 | 7.8 | 11.3 | 3 | 1 | 38 | 0/0 | 106.1 | 4 | 8 | 4 | 0 | W | 27-24 |
| 01/07 | at Raiders | S | 26 | 18 | 202 | 69.2 | 7.8 | 11.2 | 1 | 0 | 67 | 2/21 | 105.0 | 3 | 29 | 14 | 0 | W | 31-13 |
| 2022 TOTALS | | 17-17 | 648 | 435 | 5,250 | 67.1 | 8.1 | 12.1 | 41 | 12 | 67 | 26/188 | 105.2 | 61 | 358 | 20 | 4 | 14-3 | |

+ - Overtime

2017 GAME-BY-GAME POSTSEASON STATISTICS (CHIEFS)

| DATE | OPPONENT | P/S | PASSING | | | | | | | | | | | RUSHING | | | | W/L | SCORE |
|--------------------|----------|------------|--------------|----------|----------|------------|------------|------------|----------|----------|----------|------------|------------|----------|----------|----------|----------|------------|-------|
| | | | ATT | CMP | YDS | PCT | Y/A | Y/C | TD | INT | LG | SK/YD | RATE | ATT | YDS | LG | TD | | |
| 01/06 | Titans | | DID NOT PLAY | | | | | | | | | | | | | | | L | 21-22 |
| 2017 TOTALS | | 0-0 | 0 | 0 | 0 | 0.0 | 0.0 | 0.0 | 0 | 0 | 0 | 0/0 | 0.0 | 0 | 0 | 0 | 0 | 0-1 | |

2018 GAME-BY-GAME POSTSEASON STATISTICS (CHIEFS)

| DATE | OPPONENT | P/S | PASSING | | | | | | | | | | | RUSHING | | | | W/L | SCORE |
|--------------------|----------|------------|-----------|-----------|------------|-------------|------------|-------------|----------|----------|-----------|-------------|-------------|----------|-----------|----------|----------|------------|--------|
| | | | ATT | CMP | YDS | PCT | Y/A | Y/C | TD | INT | LG | SK/YD | RATE | ATT | YDS | LG | TD | | |
| 01/12 | Colts | S | 41 | 27 | 278 | 65.9 | 6.8 | 10.3 | 0 | 0 | 34 | 4/25 | 85.2 | 3 | 8 | 4t | 1 | W | 31-13 |
| 01/20 | Patriots | S | 31 | 16 | 295 | 51.6 | 9.5 | 18.4 | 3 | 0 | 54 | 4/46 | 117.0 | 2 | 11 | 9 | 0 | L | 31-37+ |
| 2018 TOTALS | | 2-2 | 72 | 43 | 573 | 59.7 | 8.0 | 13.3 | 3 | 0 | 54 | 8/71 | 98.9 | 5 | 19 | 9 | 1 | 1-1 | |

+ - Overtime

2019 GAME-BY-GAME POSTSEASON STATISTICS (CHIEFS)

| DATE | OPPONENT | P/S | PASSING | | | | | | | | | | | RUSHING | | | | W/L | SCORE |
|--------------------|----------|------------|------------|-----------|------------|-------------|------------|-------------|-----------|----------|------------|-------------|--------------|-----------|------------|------------|----------|------------|-------|
| | | | ATT | CMP | YDS | PCT | Y/A | Y/C | TD | INT | LG | SK/YD | RATE | ATT | YDS | LG | TD | | |
| 01/12 | Texans | S | 35 | 23 | 321 | 65.7 | 9.2 | 14.0 | 5 | 0 | 48 | 0/0 | 134.6 | 7 | 53 | 21 | 0 | W | 51-31 |
| 01/19 | Titans | S | 36 | 23 | 294 | 63.9 | 8.2 | 12.8 | 3 | 0 | 60t | 2/2 | 117.1 | 7 | 54 | 27t | 1 | W | 35-24 |
| 02/02 | 49ers | S | 41 | 26 | 286 | 63.4 | 7.0 | 11.0 | 2 | 2 | 44 | 4/18 | 79.9 | 10 | 29 | 13 | 1 | W | 31-20 |
| 2019 TOTALS | | 3-3 | 112 | 72 | 901 | 64.3 | 8.0 | 12.5 | 10 | 2 | 60T | 6/20 | 111.5 | 24 | 136 | 27T | 2 | 3-0 | |

2020 GAME-BY-GAME POSTSEASON STATISTICS (CHIEFS)

| DATE | OPPONENT | P/S | PASSING | | | | | | | | | | | RUSHING | | | | W/L | SCORE |
|--------------------|---------------|------------|------------|-----------|------------|-------------|------------|-------------|----------|----------|-----------|-------------|-------------|-----------|-----------|-----------|----------|------------|-------|
| | | | ATT | CMP | YDS | PCT | Y/A | Y/C | TD | INT | LG | SK/YD | RATE | ATT | YDS | LG | TD | | |
| 01/17 | Browns | S | 30 | 21 | 255 | 70.0 | 8.5 | 12.1 | 1 | 0 | 42 | 0/0 | 106.9 | 3 | 14 | 13 | 1 | W | 22-17 |
| 01/24 | Bills | S | 38 | 29 | 325 | 76.3 | 8.6 | 11.2 | 3 | 0 | 71 | 1/0 | 127.6 | 5 | 5 | 9 | 0 | W | 38-24 |
| 02/07 | at Buccaneers | S | 49 | 26 | 270 | 53.1 | 5.5 | 10.4 | 0 | 2 | 33 | 3/27 | 52.3 | 5 | 33 | 11 | 0 | L | 9-31 |
| 2020 TOTALS | | 3-3 | 117 | 76 | 850 | 65.0 | 7.3 | 11.2 | 4 | 2 | 71 | 4/27 | 90.8 | 13 | 52 | 13 | 1 | 2-1 | |



2021 GAME-BY-GAME POSTSEASON STATISTICS (CHIEFS)

| DATE | OPPONENT | P/S | PASSING | | | | | | | | | | | RUSHING | | | | W/L | SCORE |
|--------------------|----------|------------|------------|-----------|--------------|-------------|------------|-------------|-----------|----------|------------|-------------|--------------|-----------|------------|-----------|----------|------------|--------|
| | | | ATT | CMP | YDS | PCT | Y/A | Y/C | TD | INT | LG | SK/YD | RATE | ATT | YDS | LG | TD | | |
| 01/16 | Steelers | S | 39 | 30 | 404 | 76.9 | 10.4 | 13.5 | 5 | 1 | 48t | 3/34 | 138.2 | 3 | 29 | 23 | 0 | W | 42-21 |
| 01/23 | Bills | S | 44 | 33 | 378 | 75.0 | 8.6 | 11.5 | 3 | 0 | 64t | 2/8 | 123.1 | 7 | 69 | 34 | 1 | W | 42-36+ |
| 01/30 | Bengals | S | 39 | 26 | 275 | 66.7 | 7.1 | 10.6 | 3 | 2 | 44 | 4/39 | 91.3 | 3 | 19 | 11 | 0 | L | 24-27+ |
| 2021 TOTALS | | 3-3 | 122 | 89 | 1,057 | 73.0 | 8.7 | 11.9 | 11 | 3 | 64T | 9/81 | 118.8 | 13 | 117 | 34 | 1 | 2-1 | |

+ - Overtime

2022 GAME-BY-GAME POSTSEASON STATISTICS (CHIEFS)

| DATE | OPPONENT | P/S | PASSING | | | | | | | | | | | RUSHING | | | | W/L | SCORE |
|--------------------|-----------|------------|------------|-----------|------------|-------------|------------|------------|----------|----------|-----------|-------------|--------------|-----------|-----------|-----------|----------|------------|-------|
| | | | ATT | CMP | YDS | PCT | Y/A | Y/C | TD | INT | LG | SK/YD | RATE | ATT | YDS | LG | TD | | |
| 01/21 | Jaguars | S | 30 | 22 | 195 | 73.3 | 6.5 | 8.9 | 2 | 0 | 27 | 0/0 | 112.5 | 3 | 8 | 5 | 0 | W | 27-20 |
| 01/29 | Bengals | S | 43 | 29 | 326 | 67.4 | 7.6 | 11.2 | 2 | 0 | 29 | 3/11 | 105.4 | 3 | 8 | 5 | 0 | W | 23-20 |
| 02/12 | at Eagles | S | 27 | 21 | 182 | 77.8 | 6.7 | 8.7 | 3 | 0 | 22 | 0/0 | 131.8 | 6 | 44 | 26 | 0 | W | 38-35 |
| 2022 TOTALS | | 3-3 | 100 | 72 | 703 | 72.0 | 7.0 | 9.8 | 7 | 0 | 29 | 3/11 | 114.7 | 12 | 60 | 26 | 0 | 3-0 | |



TRENT MCDUFFIE

CORNERBACK #22
WASHINGTON



2ND YEAR IN THE NFL

2ND YEAR WITH THE CHIEFS

HEIGHT: 5'11"
WEIGHT: 193 LBS
DRAFTED: D1A-22
BIRTHDAY: 9/13/00

Second-year cornerback enters his second season with the Chiefs in 2023.

Originally entered the NFL as the first of two first-round picks (21st overall) by the Kansas City Chiefs in the 2022 NFL Draft.

Transactions:

Originally entered the NFL as the first of two first-round picks (21st overall) by the Kansas City Chiefs in the 2022 NFL Draft.

COLLEGE

Three-year letterwinner at Washington ... Played 28 games, logging 94 tackles (71 solo), two interceptions, 10 passes defended, three forced fumbles and three fumble recoveries ... Named to the 2021 All-Pac-12 first-team and 2020 All-Pac-12 second-team ... Named the team's Most Outstanding Defensive Player at the postseason awards banquet.

PERSONAL

- Spent three years on varsity at St. John Bosco.
- As a senior, led St. John Bosco to a 13-1 overall record and advanced to the championship game of the CIF Southern Section Division 1 playoffs in 2018.
- Returned a blocked punt for a TD in the title game.
- Finished the year ranked No. 3 in the nation by USA Today.
- Named to USA Today's All-California second-team following his senior season, as well as All-CIF Southern Section in 2018 and CalHiSports.com All-State second-team.
- In 2017, team went 12-3 and made it to the CIF-SS Division 1 championship game.
- Ranked No. 3 in the country following the 2017 season.
- As a sophomore, helped the Braves to a 13-2 mark, the Southern Section Division 1 championship and a win over De La Salle in the Open Division state championship.
- Finished the 2016 season ranked No. 2 in the nation.
- Chosen to play in the All-American Bowl following his senior year.

TRENT MCDUFFIE'S NFL REGULAR SEASON DEFENSIVE STATISTICS

| DATE | TEAM | GP | GS | TACKLES | | | | | INTERCEPTIONS | | | | | O. FUMB | | | | ST | | | | MISC | | | | | |
|-------------------|--------|-----------|-----------|-----------|-----------|-----------|----------|----------|---------------|-------------|----------|----------|----------|----------|----------|----------|----------|----------|----------|----------|----------|----------|----------|----------|----------|----------|---|
| | | | | TK | S | A | TFL | YDS | SK | YDS | QBH | NO | YDS | LG | TD | PD | FF | FR | TD | YDS | TK | S | A | FF | FR | S | A |
| 2022 | Chiefs | 11 | 11 | 44 | 28 | 16 | 1 | 2 | 1.0 | 12.0 | 1 | 0 | 0 | 0 | 0 | 7 | 1 | 0 | 0 | 0 | 0 | 0 | 0 | 0 | 0 | 0 | 0 |
| NFL TOTALS | | 11 | 11 | 44 | 28 | 16 | 1 | 2 | 1.0 | 12.0 | 1 | 0 | 0 | 0 | 7 | 1 | 0 | 0 | 0 | 0 | 0 | 0 | 0 | 0 | 0 | 0 | |

TRENT MCDUFFIE'S NFL POSTSEASON DEFENSIVE STATISTICS

| DATE | TEAM | GP | GS | TACKLES | | | | | INTERCEPTIONS | | | | | O. FUMB | | | | ST | | | | MISC | | | | |
|-------------------|--------|----------|----------|-----------|-----------|----------|----------|----------|---------------|------------|----------|----------|----------|----------|----------|----------|----------|----------|----------|----------|----------|----------|----------|----------|----------|---|
| | | | | TK | S | A | TFL | YDS | SK | YDS | QBH | NO | YDS | LG | TD | PD | FF | FR | TD | YDS | TK | S | A | FF | FR | S |
| 2022 | Chiefs | 3 | 3 | 15 | 13 | 2 | 1 | 0 | 0.0 | 0.0 | 0 | 0 | 0 | 0 | 0 | 3 | 1 | 0 | 0 | 0 | 0 | 0 | 0 | 0 | 0 | 0 |
| NFL TOTALS | | 3 | 3 | 15 | 13 | 2 | 1 | 0 | 0.0 | 0.0 | 0 | 0 | 0 | 0 | 3 | 1 | 0 | 0 | 0 | 0 | 0 | 0 | 0 | 0 | 0 | |





JERICK MCKINNON

RUNNING BACK #1
GEORGIA SOUTHERN



10TH YEAR IN THE NFL

3RD YEAR WITH THE CHIEFS

HEIGHT: 5'9"
WEIGHT: 209 LBS
DRAFTED: FA-21
BIRTHDAY: 5/3/92

👉 10th-year running back enters his third season with the Chiefs in 2023.

👉 Originally entered the NFL as a third-round pick (96th overall) by the Minnesota Vikings in the 2014 NFL Draft.

Career Highlights:

- 👉 In 2022, led the league in receiving touchdowns by a running back with nine. McKinnon became the first running back since 1970 to record a touchdown reception in five consecutive games and became the first ever to record a touchdown reception in six consecutive games.
- 👉 McKinnon's six consecutive games of at least one touchdown reception ties TE Travis Kelce's record for second-most consecutive games with a touchdown reception.
- 👉 In 2015, led the Vikings for the second straight season in yards per carry with a 5.2 average and logged a career-high three total touchdowns.
- 👉 As a rookie, led the Vikings with a 4.8 yard per carry average and ranked second on the team in rushing yards despite only playing in 11 games with six starts.
- 👉 Became the first Vikings rookie to break the 100-yard mark

since Adrian Peterson did it back in 2007.

Postseason Career Highlights:

- 👉 In Super Bowl LVII in Arizona, McKinnon slid at the one-yard line to allow K Harrison Butker to seal the 38-35 victory over the Philadelphia Eagles with eight seconds left.

Honors:

- 👉 Was voted by teammates as an offensive team captain prior to the club's 2022 playoff games.
- 👉 December 2022/January 2023 AFC Offensive Player of the Month.

Transactions:

Re-signed with Kansas City (5/2/23) ... Re-signed with Kansas City (6/13/22) ... Signed with Kansas City (4/30/21) ... Signed with San Francisco (3/14/18) ... Originally entered the NFL as a third-round pick (96th overall) by the Minnesota Vikings in the 2014 NFL Draft.

COLLEGE

Appeared in 47 games (31 starts) and made starts at QB, WR, RB and CB in a four-year career at Georgia Southern ... Ran the ball for 3,899 career rushing yards and 42 touchdowns ... Logged 17 career games with over 100 rushing yards ... As a senior in 2013, earned team MVP honors for the second-consecutive year ... Saw action at QB and RB, registering 1,050 rushing yards and 16 touchdowns (12 rushing and four passing) ... In his junior season, earned All-America honors at QB from College Sports Journal and College Sporting News after recording 1,817 rushing yards and 20 rushing touchdowns on 269 attempts ... As a sophomore in 2011, played in 13 games (seven starts) and tallied 705 all-purpose yards, while also adding two interceptions ... Played in 10 games as a freshman and carried the ball 109 times for 495 yards and three touchdowns.

PERSONAL

- 👉 Attended Sprayberry High School and earned All-State honors as a QB from Atlanta Journal-Constitution after his senior year.
- 👉 As a senior, named Region VII AAAA Player of the Year after registering more than 1,500 passing yards and 1,300 rushing yards.
- 👉 Excelled in track and field, competing in the 100m, 200m, 4x100 relay and long jump.
- 👉 Hometown: Marietta, Georgia.



JERICK MCKINNON'S NFL REGULAR SEASON RUSHING/RECEIVING STATISTICS

| DATE | TEAM | RUSHING | | | | | | | RECEIVING | | | | |
|-------------------|---------|------------|-----------|------------|--------------|------------|------------|-----------|------------|--------------|------------|------------|-----------|
| | | GP | GS | NO. | YDS. | AVG. | LG | TD | NO. | YDS. | AVG. | LG | TD |
| 2014 | Vikings | 11 | 6 | 113 | 538 | 4.8 | 55 | 0 | 27 | 135 | 5.0 | 17 | 0 |
| 2015 | Vikings | 16 | 0 | 52 | 271 | 5.2 | 68t | 2 | 21 | 173 | 8.2 | 30 | 1 |
| 2016 | Vikings | 15 | 7 | 159 | 539 | 3.4 | 36 | 2 | 43 | 255 | 5.9 | 41 | 2 |
| 2017 | Vikings | 16 | 1 | 150 | 570 | 3.8 | 58t | 3 | 51 | 421 | 8.3 | 41 | 2 |
| 2018 | 49ers | 0 | 0 | 0 | 0 | 0.0 | 0 | 0 | 0 | 0 | 0.0 | 0 | 0 |
| 2019 | 49ers | 0 | 0 | 0 | 0 | 0.0 | 0 | 0 | 0 | 0 | 0.0 | 0 | 0 |
| 2020 | 49ers | 16 | 4 | 81 | 319 | 3.9 | 55 | 5 | 33 | 253 | 7.7 | 26 | 1 |
| 2021 | Chiefs | 13 | 0 | 12 | 62 | 5.2 | 18 | 0 | 13 | 107 | 8.2 | 14t | 1 |
| 2022 | Chiefs | 17 | 0 | 72 | 291 | 4.0 | 30 | 1 | 56 | 512 | 9.1 | 56t | 9 |
| NFL TOTALS | | 104 | 18 | 639 | 2,590 | 4.1 | 68T | 13 | 244 | 1,856 | 7.6 | 56T | 16 |

JERICK MCKINNON'S NFL POSTSEASON RUSHING/RECEIVING STATISTICS

| DATE | TEAM | RUSHING | | | | | | | RECEIVING | | | | |
|-------------------|---------|----------|----------|-----------|------------|------------|-----------|----------|-----------|------------|------------|-----------|----------|
| | | GP | GS | NO. | YDS. | AVG. | LG | TD | NO. | YDS. | AVG. | LG | TD |
| 2015 | Vikings | 1 | 0 | 2 | 7 | 3.5 | 6 | 0 | 3 | 22 | 7.3 | 9 | 0 |
| 2017 | Vikings | 2 | 0 | 18 | 74 | 4.1 | 14t | 1 | 14 | 92 | 6.6 | 13 | 0 |
| 2019 | 49ers | 0 | 0 | 0 | 0 | 0.0 | 0 | 0 | 0 | 0 | 0.0 | 0 | 0 |
| 2021 | Chiefs | 3 | 3 | 34 | 150 | 4.4 | 15 | 0 | 14 | 165 | 11.8 | 23 | 1 |
| 2022 | Chiefs | 3 | 0 | 19 | 60 | 3.2 | 14 | 0 | 5 | 32 | 6.4 | 13 | 0 |
| NFL TOTALS | | 9 | 3 | 73 | 291 | 4.0 | 15 | 1 | 36 | 311 | 8.6 | 23 | 1 |

JERICK MCKINNON'S NFL REGULAR SEASON RETURN STATISTICS

| DATE | TEAM | KICKOFF RETURNS | | | | | PUNT RETURNS | | | | | |
|-------------------|---------|-----------------|------------|-------------|-----------|----------|--------------|----------|----------|------------|----------|----------|
| | | RET. | YDS. | AVG. | LG | TD | NO. | FC | YDS. | AVG. | LG | TD |
| 2014 | Vikings | 0 | 0 | 0.0 | 0 | 0 | 0 | 0 | 0 | 0.0 | 0 | 0 |
| 2015 | Vikings | 1 | 24 | 24.0 | 24 | 0 | 0 | 0 | 0 | 0.0 | 0 | 0 |
| 2016 | Vikings | 0 | 0 | 0.0 | 0 | 0 | 0 | 0 | 0 | 0.0 | 0 | 0 |
| 2017 | Vikings | 12 | 312 | 26.0 | 39 | 0 | 0 | 0 | 0 | 0.0 | 0 | 0 |
| 2018 | 49ers | 0 | 0 | 0.0 | 0 | 0 | 0 | 0 | 0 | 0.0 | 0 | 0 |
| 2019 | 49ers | 0 | 0 | 0.0 | 0 | 0 | 0 | 0 | 0 | 0.0 | 0 | 0 |
| 2020 | 49ers | 12 | 239 | 19.9 | 30 | 0 | 0 | 0 | 0 | 0.0 | 0 | 0 |
| 2021 | Chiefs | 0 | 0 | 0.0 | 0 | 0 | 0 | 0 | 0 | 0.0 | 0 | 0 |
| 2022 | Chiefs | 0 | 0 | 0.0 | 0 | 0 | 0 | 0 | 0 | 0.0 | 0 | 0 |
| NFL TOTALS | | 25 | 575 | 23.0 | 39 | 0 | 0 | 0 | 0 | 0.0 | 0 | 0 |

JERICK MCKINNON'S NFL POSTSEASON RETURN STATISTICS

| DATE | TEAM | KICKOFF RETURNS | | | | | PUNT RETURNS | | | | | |
|-------------------|---------|-----------------|----------|------------|----------|----------|--------------|----------|----------|------------|----------|----------|
| | | RET. | YDS. | AVG. | LG | TD | NO. | FC | YDS. | AVG. | LG | TD |
| 2015 | Vikings | 0 | 0 | 0.0 | 0 | 0 | 0 | 0 | 0 | 0.0 | 0 | 0 |
| 2017 | Vikings | 0 | 0 | 0.0 | 0 | 0 | 0 | 0 | 0 | 0.0 | 0 | 0 |
| 2019 | 49ers | 0 | 0 | 0.0 | 0 | 0 | 0 | 0 | 0 | 0.0 | 0 | 0 |
| 2021 | Chiefs | 0 | 0 | 0.0 | 0 | 0 | 0 | 0 | 0 | 0.0 | 0 | 0 |
| 2022 | Chiefs | 0 | 0 | 0.0 | 0 | 0 | 0 | 0 | 0 | 0.0 | 0 | 0 |
| NFL TOTALS | | 0 | 0 | 0.0 | 0 | 0 | 0 | 0 | 0 | 0.0 | 0 | 0 |

SINGLE-GAME HIGHS: RUSHING/RECEIVING

| | | | |
|---------------------------|-------------------------------------------------------------------------------------------------------------------------------------------------------------------------------------------|-------------------------------|-----------------------------------------------------------------------------------------------------------------------------------------------------------------------------------------------------------------------------------------------------------------------------------------------------------------------------------------------------------|
| Rush Attempts | 20 vs. Houston, Oct 09, 2016 19 at Buffalo, Oct 19, 2014 18 at New Orleans, Nov 15, 2020 18 vs. N.Y. Giants, Oct 03, 2016 18 vs. Atlanta, Sep 28, 2014 | Receiving TDs | 2 vs. Denver, Jan 01, 2023 2 at Denver, Dec 11, 2022 1 vs. Seattle, Dec 24, 2022 1 at Houston, Dec 18, 2022 ...9 more at 1. |
| Rushing Yards | 135 vs. Atlanta, Sep 28, 2014 103 at Buffalo, Oct 19, 2014 95 at Chicago, Oct 09, 2017 89 vs. Chicago, Jan 01, 2017 89 vs. N.Y. Giants, Dec 27, 2015 | All-Purpose Yards | 197 at Chicago, Oct 09, 2017 152 vs. Atlanta, Sep 28, 2014 148 at N.Y. Jets, Sep 20, 2020 145 vs. New Orleans, Sep 11, 2017 138 vs. Cincinnati, Dec 17, 2017 4 at Arizona, Dec 26, 2020 4 vs. New Orleans, Sep 11, 2017 3 at N.Y. Jets, Sep 20, 2020 3 vs. Detroit, Oct 01, 2017 2 at Chicago, Oct 09, 2017 ...1 more at 2. |
| Rushing Average | 12.7 vs. N.Y. Giants, Dec 27, 2015 7.5 vs. Atlanta, Sep 28, 2014 6.6 vs. Las Vegas, Oct 10, 2022 6.6 at Carolina, Dec 10, 2017 6.4 at Cincinnati, Dec 04, 2022 | Kickoff Returns | 68t vs. N.Y. Giants, Dec 27, 2015 58t at Chicago, Oct 09, 2017 55 at N.Y. Jets, Sep 20, 2020 55 vs. Atlanta, Sep 28, 2014 36 vs. Chicago, Jan 01, 2017 |
| Longest Runs | 68t vs. N.Y. Giants, Dec 27, 2015 58t at Chicago, Oct 09, 2017 55 at N.Y. Jets, Sep 20, 2020 55 vs. Atlanta, Sep 28, 2014 36 vs. Chicago, Jan 01, 2017 | Kickoff Return Yards | 108 vs. New Orleans, Sep 11, 2017 81 vs. Detroit, Oct 01, 2017 71 at N.Y. Jets, Sep 20, 2020 65 at Arizona, Dec 26, 2020 52 at Pittsburgh, Sep 17, 2017 39 vs. New Orleans, Sep 11, 2017 32 vs. Detroit, Oct 01, 2017 32 vs. Detroit, Oct 01, 2017 31 vs. New Orleans, Sep 11, 2017 30 vs. Green Bay, Nov 05, 2020 |
| Rushing TDs | 2 vs. N.Y. Giants, Dec 27, 2015 1 at Houston, Dec 18, 2022 1 vs. Green Bay, Nov 05, 2020 1 at Seattle, Nov 01, 2020 ...8 more at 1. | Longest Kickoff Return | 27.0 vs. Detroit, Oct 01, 2017 27.0 vs. New Orleans, Sep 11, 2017 23.7 at N.Y. Jets, Sep 20, 2020 16.3 at Arizona, Dec 26, 2020 |
| Receptions | 9 vs. Indianapolis, Dec 18, 2016 8 at Houston, Dec 18, 2022 7 at Denver, Dec 11, 2022 7 vs. Philadelphia, Oct 04, 2020 7 vs. Cincinnati, Dec 17, 2017 | Kickoff Return Average | Special Teams Tackles |
| Receiving Yards | 114 vs. Cincinnati, Dec 17, 2017 112 at Denver, Dec 11, 2022 76 vs. Chicago, Dec 20, 2015 72 at Cleveland, Oct 29, 2017 70 at Houston, Dec 18, 2022 | Most TDs | 1 vs. Dallas, Nov 21, 2021 1 at Las Vegas, Nov 14, 2021 1 vs. Tampa Bay, Sep 24, 2017 ...4 more at 1. 2 vs. Denver, Jan 01, 2023 2 at Houston, Dec 18, 2022 2 at Denver, Dec 11, 2022 ...3 more at 2. |
| Receiving Average | 19.0 vs. Chicago, Dec 20, 2015 16.3 vs. Cincinnati, Dec 17, 2017 16.0 at Denver, Dec 11, 2022 15.0 at Detroit, Nov 24, 2016 13.0 at N.Y. Giants, Sep 27, 2020 | Miscellaneous Tackles | 1 at Tennessee, Oct 24, 2021 1 at Seattle, Nov 01, 2020 1 at New England, Oct 25, 2020 ...4 more at 1. |
| Longest Receptions | 56t at Denver, Dec 11, 2022 41 vs. Cincinnati, Dec 17, 2017 41 at Detroit, Nov 24, 2016 34 at San Francisco, Oct 23, 2022 31 vs. Cincinnati, Dec 17, 2017 ...1 more at 31. | | |

SINGLE-GAME HIGHS - POSTSEASON: RUSHING/RECEIVING

| | | | |
|------------------------|------------------------------------------------------------------------------------------------------------------------------------------------------------------------------------------------------------------------------|------------------------------|--------------------------------------------------------------------------------------------------------------------------------------------------------------------------------|
| Rush Attempts | 12 vs. Cincinnati, Jan 30, 2022 12 vs. Pittsburgh, Jan 16, 2022 11 vs. Jacksonville, Jan 21, 2023 10 vs. Buffalo, Jan 23, 2022 10 at Philadelphia, Jan 21, 2018 | Receiving Average | 13.5 vs. Pittsburgh, Jan 16, 2022 10.8 vs. Buffalo, Jan 23, 2022 10.0 vs. Cincinnati, Jan 30, 2022 7.8 at Philadelphia, Jan 21, 2018 7.3 vs. Seattle, Jan 10, 2016 |
| Rushing Yards | 65 vs. Cincinnati, Jan 30, 2022 61 vs. Pittsburgh, Jan 16, 2022 40 at Philadelphia, Jan 21, 2018 34 at Philadelphia, Feb 12, 2023 34 vs. New Orleans, Jan 14, 2018 | Longest Receptions | 23 vs. Pittsburgh, Jan 16, 2022 20 vs. Buffalo, Jan 23, 2022 20 vs. Pittsburgh, Jan 16, 2022 16 vs. Buffalo, Jan 23, 2022 15 vs. Pittsburgh, Jan 16, 2022 |
| Rushing Average | 5.4 vs. Cincinnati, Jan 30, 2022 5.1 vs. Pittsburgh, Jan 16, 2022 4.3 vs. New Orleans, Jan 14, 2018 4.0 at Philadelphia, Jan 21, 2018 2.4 vs. Buffalo, Jan 23, 2022 | Receiving TDs | 1 vs. Pittsburgh, Jan 16, 2022 |
| Longest Runs | 15 vs. Pittsburgh, Jan 16, 2022 14 at Philadelphia, Feb 12, 2023 14 vs. Cincinnati, Jan 30, 2022 14t vs. New Orleans, Jan 14, 2018 13 vs. Pittsburgh, Jan 16, 2022 | All-Purpose Yards | 142 vs. Pittsburgh, Jan 16, 2022 126 at Philadelphia, Jan 21, 2018 95 vs. Cincinnati, Jan 30, 2022 78 vs. Buffalo, Jan 23, 2022 49 at Philadelphia, Feb 12, 2023 |
| Rushing TDs | 1 vs. New Orleans, Jan 14, 2018 11 at Philadelphia, Jan 21, 2018 6 vs. Pittsburgh, Jan 16, 2022 5 vs. Buffalo, Jan 23, 2022 3 at Philadelphia, Feb 12, 2023 3 vs. Cincinnati, Jan 30, 2022 ...2 more at 3. | Most TDs | 1 vs. Pittsburgh, Jan 16, 2022 1 vs. New Orleans, Jan 14, 2018 |
| Receptions | | Miscellaneous Tackles | 1 vs. New Orleans, Jan 14, 2018 |
| Receiving Yards | 86 at Philadelphia, Jan 21, 2018 81 vs. Pittsburgh, Jan 16, 2022 54 vs. Buffalo, Jan 23, 2022 30 vs. Cincinnati, Jan 30, 2022 22 vs. Seattle, Jan 10, 2016 | | |

100-YARD RECEIVING GAMES (2): REGULAR SEASON

| DATE | TEAM | NO. | YDS. | AVG. | LG | TD |
|----------|------------|-----|------|------|-----|----|
| 12/17/17 | BENGALS | 7 | 114 | 16.3 | 41 | 0 |
| 12/11/22 | at Broncos | 7 | 112 | 16.0 | 56t | 2 |

100-YARD RUSHING GAMES (2): REGULAR SEASON

| DATE | TEAM | ATT. | YDS. | AVG. | LG | TD |
|----------|----------|------|------|------|----|----|
| 09/28/14 | FALCONS | 18 | 135 | 7.5 | 55 | 0 |
| 10/19/14 | at Bills | 19 | 103 | 5.4 | 29 | 0 |

2014 GAME-BY-GAME REGULAR-SEASON STATISTICS (VIKINGS)

| DATE | OPPONENT | P/S | RUSHING | | | | | RECEIVING | | | | | W/L | SCORE | |
|--------------------|---------------|-------------|------------|------------|------------|-----------|----------|-----------|------------|------------|-----------|----------|------------|-------|--------|
| | | | NO. | YDS. | AVG. | LG | TD | NO. | YDS. | AVG. | LG | TD | | | |
| 09/07 | at Rams | P | 1 | 1 | 1.0 | 1 | 0 | 0 | 0 | 0.0 | 0 | 0 | 0 | W | 34-6 |
| 09/14 | Patriots | P | 2 | 7 | 3.5 | 4 | 0 | 2 | 5 | 2.5 | 3 | 0 | 0 | L | 7-30 |
| 09/21 | at Saints | P | 2 | -1 | -0.5 | 1 | 0 | 2 | 9 | 4.5 | 7 | 0 | 0 | L | 9-20 |
| 09/28 | Falcons | P | 18 | 135 | 7.5 | 55 | 0 | 1 | 17 | 17.0 | 17 | 0 | 0 | W | 41-28 |
| 10/02 | at Packers | P | 7 | 24 | 3.4 | 10 | 0 | 3 | 22 | 7.3 | 8 | 0 | 0 | L | 10-42 |
| 10/12 | Lions | S | 11 | 40 | 3.6 | 9 | 0 | 6 | 42 | 7.0 | 13 | 0 | 0 | L | 3-17 |
| 10/19 | at Bills | S | 19 | 103 | 5.4 | 29 | 0 | 2 | -2 | -1.0 | 4 | 0 | 0 | L | 16-17 |
| 10/26 | at Buccaneers | S | 16 | 83 | 5.2 | 28 | 0 | 1 | -1 | -1.0 | -1 | 0 | 0 | W | 19-13+ |
| 11/02 | Redskins | S | 14 | 54 | 3.9 | 15 | 0 | 3 | 14 | 4.7 | 15 | 0 | 0 | W | 29-26 |
| 11/16 | at Bears | S | 8 | 38 | 4.8 | 23 | 0 | 4 | 20 | 5.0 | 14 | 0 | 0 | L | 13-21 |
| 11/23 | Packers | S | 15 | 54 | 3.6 | 10 | 0 | 3 | 9 | 3.0 | 8 | 0 | 0 | L | 21-24 |
| 11/30 | Panthers | | | | | | | | | | | | 0 | W | 31-13 |
| 12/07 | Jets | | | | | | | | | | | | 0 | W | 30-24+ |
| 12/14 | at Lions | | | | | | | | | | | | 0 | L | 14-16 |
| 12/21 | at Dolphins | | | | | | | | | | | | 0 | L | 35-37 |
| 12/28 | Bears | | | | | | | | | | | | 0 | W | 13-9 |
| 2014 TOTALS | | 11-6 | 113 | 538 | 4.8 | 55 | 0 | 27 | 135 | 5.0 | 17 | 0 | 7-9 | | |

+ - Overtime

2015 GAME-BY-GAME REGULAR-SEASON STATISTICS (VIKINGS)

| DATE | OPPONENT | P/S | RUSHING | | | | | RECEIVING | | | | | W/L | SCORE |
|--------------------|--------------|-------------|-----------|------------|------------|------------|----------|-----------|------------|------------|-----------|----------|-------------|--------|
| | | | NO. | YDS. | AVG. | LG | TD | NO. | YDS. | AVG. | LG | TD | | |
| 09/14 | at 49ers | P | 3 | 20 | 6.7 | 15 | 0 | 2 | 8 | 4.0 | 10 | 0 | L | 3-20 |
| 09/20 | Lions | P | 3 | 6 | 2.0 | 3 | 0 | 0 | 0 | 0.0 | 0 | 0 | W | 26-16 |
| 09/27 | Chargers | P | 6 | 18 | 3.0 | 9 | 0 | 0 | 0 | 0.0 | 0 | 0 | W | 31-14 |
| 10/04 | at Broncos | P | 1 | 6 | 6.0 | 6 | 0 | 0 | 0 | 0.0 | 0 | 0 | L | 20-23 |
| 10/18 | Chiefs | P | 1 | 2 | 2.0 | 2 | 0 | 0 | 0 | 0.0 | 0 | 0 | W | 16-10 |
| 10/25 | at Lions | P | 9 | 36 | 4.0 | 9 | 0 | 1 | 1 | 1.0 | 1 | 0 | W | 28-19 |
| 11/01 | at Bears | P | 2 | 18 | 9.0 | 16 | 0 | 0 | 0 | 0.0 | 0 | 0 | W | 23-20 |
| 11/08 | Rams | P | 0 | 0 | 0.0 | 0 | 0 | 2 | 11 | 5.5 | 9 | 0 | W | 21-18+ |
| 11/15 | at Raiders | P | 0 | 0 | 0.0 | 0 | 0 | 1 | 7 | 7.0 | 7 | 0 | W | 30-14 |
| 11/22 | Packers | P | 0 | 0 | 0.0 | 0 | 0 | 2 | 15 | 7.5 | 13 | 0 | L | 13-30 |
| 11/29 | at Falcons | P | 5 | 33 | 6.6 | 10 | 0 | 0 | 0 | 0.0 | 0 | 0 | W | 20-10 |
| 12/06 | Seahawks | P | 4 | 18 | 4.5 | 12 | 0 | 3 | 6 | 2.0 | 7 | 0 | L | 7-38 |
| 12/10 | at Cardinals | P | 0 | 0 | 0.0 | 0 | 0 | 1 | 8 | 8.0 | 8 | 0 | L | 20-23 |
| 12/20 | Bears | P | 7 | 10 | 1.4 | 4 | 0 | 4 | 76 | 19.0 | 30 | 1 | W | 38-17 |
| 12/27 | Giants | P | 7 | 89 | 12.7 | 68t | 2 | 2 | 8 | 4.0 | 7 | 0 | W | 49-17 |
| 01/03 | at Packers | P | 4 | 15 | 3.8 | 10 | 0 | 3 | 33 | 11.0 | 15 | 0 | W | 20-13 |
| 2015 TOTALS | | 16-0 | 52 | 271 | 5.2 | 68T | 2 | 21 | 173 | 8.2 | 30 | 1 | 11-5 | |

+ - Overtime

2016 GAME-BY-GAME REGULAR-SEASON STATISTICS (VIKINGS)

| DATE | OPPONENT | P/S | RUSHING | | | | | RECEIVING | | | | | W/L | SCORE |
|--------------------|-------------|-------------|------------|------------|------------|-----------|----------|-----------|------------|------------|-----------|----------|------------|--------|
| | | | NO. | YDS. | AVG. | LG | TD | NO. | YDS. | AVG. | LG | TD | | |
| 09/11 | at Titans | P | 1 | 6 | 6.0 | 6 | 0 | 1 | 3 | 3.0 | 3 | 0 | W | 25-16 |
| 09/18 | Packers | P | 2 | 2 | 1.0 | 2 | 0 | 1 | -1 | -1.0 | -1 | 0 | W | 17-14 |
| 09/25 | at Panthers | P | 16 | 45 | 2.8 | 14 | 0 | 1 | 2 | 2.0 | 2 | 0 | W | 22-10 |
| 10/03 | Giants | S | 18 | 85 | 4.7 | 25 | 1 | 3 | 10 | 3.3 | 6 | 0 | W | 24-10 |
| 10/09 | Texans | S | 20 | 36 | 1.8 | 8 | 0 | 1 | 10 | 10.0 | 10 | 0 | W | 31-13 |
| 10/23 | at Eagles | P | 11 | 43 | 3.9 | 9 | 0 | 1 | 5 | 5.0 | 5 | 0 | L | 10-21 |
| 10/31 | at Bears | | | | | | | | | | | | L | 10-20 |
| 11/06 | Lions | P | 7 | 8 | 1.1 | 4 | 0 | 0 | 0 | 0.0 | 0 | 0 | L | 16-22+ |
| 11/13 | at Redskins | S | 6 | 16 | 2.7 | 13 | 0 | 3 | 17 | 5.7 | 12 | 0 | L | 20-26 |
| 11/20 | Cardinals | S | 16 | 44 | 2.8 | 12 | 0 | 1 | -3 | -3.0 | -3 | 0 | W | 30-24 |
| 11/24 | at Lions | S | 9 | 31 | 3.4 | 10 | 0 | 3 | 45 | 15.0 | 41 | 0 | L | 13-16 |
| 12/01 | Cowboys | P | 9 | 41 | 4.6 | 9 | 0 | 5 | 14 | 2.8 | 5 | 1 | L | 15-17 |
| 12/11 | at Jaguars | S | 14 | 31 | 2.2 | 7 | 0 | 6 | 38 | 6.3 | 15 | 0 | W | 25-16 |
| 12/18 | Colts | P | 3 | 12 | 4.0 | 6 | 0 | 9 | 59 | 6.6 | 15 | 0 | L | 6-34 |
| 12/24 | at Packers | S | 11 | 50 | 4.5 | 11 | 0 | 5 | 35 | 7.0 | 20 | 0 | L | 25-38 |
| 01/01 | Bears | P | 16 | 89 | 5.6 | 36 | 1 | 3 | 21 | 7.0 | 16t | 1 | W | 38-10 |
| 2016 TOTALS | | 15-7 | 159 | 539 | 3.4 | 36 | 2 | 43 | 255 | 5.9 | 41 | 2 | 8-8 | |

+ - Overtime

2017 GAME-BY-GAME REGULAR-SEASON STATISTICS (VIKINGS)

| DATE | OPPONENT | P/S | RUSHING | | | | | RECEIVING | | | | | W/L | SCORE |
|--------------------|-------------|-------------|------------|------------|------------|------------|----------|-----------|------------|------------|-----------|----------|-------------|-------|
| | | | NO. | YDS. | AVG. | LG | TD | NO. | YDS. | AVG. | LG | TD | | |
| 09/11 | Saints | P | 3 | 5 | 1.7 | 10 | 0 | 3 | 32 | 10.7 | 25 | 0 | W | 29-19 |
| 09/17 | at Steelers | P | 3 | 16 | 5.3 | 9 | 0 | 3 | 9 | 3.0 | 7 | 0 | L | 9-26 |
| 09/24 | Buccaneers | P | 2 | 5 | 2.5 | 4 | 0 | 2 | -1 | -0.5 | 3 | 0 | W | 34-17 |
| 10/01 | Lions | P | 2 | 0 | 0.0 | 4 | 0 | 0 | 0 | 0.0 | 0 | 0 | L | 7-14 |
| 10/09 | at Bears | P | 16 | 95 | 5.9 | 58t | 1 | 6 | 51 | 8.5 | 11 | 0 | W | 20-17 |
| 10/15 | Packers | P | 15 | 69 | 4.6 | 20 | 1 | 5 | 30 | 6.0 | 27t | 1 | W | 23-10 |
| 10/22 | Ravens | P | 14 | 47 | 3.4 | 7 | 0 | 3 | 10 | 3.3 | 9 | 0 | W | 24-16 |
| 10/29 | at Browns | P | 14 | 50 | 3.6 | 10 | 1 | 6 | 72 | 12.0 | 20 | 0 | W | 33-16 |
| 11/12 | at Redskins | P | 10 | 32 | 3.2 | 10 | 0 | 2 | 15 | 7.5 | 9 | 0 | W | 38-30 |
| 11/19 | Rams | P | 14 | 48 | 3.4 | 9 | 0 | 5 | 12 | 2.4 | 10 | 0 | W | 24-7 |
| 11/23 | at Lions | P | 13 | 23 | 1.8 | 16 | 0 | 1 | 31 | 31.0 | 31 | 0 | W | 30-23 |
| 12/03 | at Falcons | P | 9 | 24 | 2.7 | 7 | 0 | 5 | 28 | 5.6 | 12 | 1 | W | 14-9 |
| 12/10 | at Panthers | P | 7 | 46 | 6.6 | 17 | 0 | 2 | 9 | 4.5 | 6 | 0 | L | 24-31 |
| 12/17 | Bengals | P | 9 | 24 | 2.7 | 9 | 0 | 7 | 114 | 16.3 | 41 | 0 | W | 34-7 |
| 12/23 | at Packers | P | 7 | 42 | 6.0 | 17 | 0 | 1 | 9 | 9.0 | 9 | 0 | W | 16-0 |
| 12/31 | Bears | S | 12 | 44 | 3.7 | 14 | 0 | 0 | 0 | 0.0 | 0 | 0 | W | 23-10 |
| 2017 TOTALS | | 16-1 | 150 | 570 | 3.8 | 58T | 3 | 51 | 421 | 8.3 | 41 | 2 | 13-3 | |

2018 GAME-BY-GAME REGULAR-SEASON STATISTICS (49ERS)

| DATE | OPPONENT | P/S | RUSHING | | | | | RECEIVING | | | | | W/L | SCORE |
|--------------------|---------------|------------|----------|----------|------------|----------|----------|-----------------|----------|----------|------------|----------|----------|-------------|
| | | | NO. | YDS. | AVG. | LG | TD | NO. | YDS. | AVG. | LG | TD | | |
| 09/09 | at Vikings | | | | | | | RESERVE/INJURED | | | | | L | 16-24 |
| 09/16 | Lions | | | | | | | RESERVE/INJURED | | | | | W | 30-27 |
| 09/23 | at Chiefs | | | | | | | RESERVE/INJURED | | | | | L | 27-38 |
| 09/30 | at Chargers | | | | | | | RESERVE/INJURED | | | | | L | 27-29 |
| 10/07 | Cardinals | | | | | | | RESERVE/INJURED | | | | | L | 18-28 |
| 10/15 | at Packers | | | | | | | RESERVE/INJURED | | | | | L | 30-33 |
| 10/21 | Rams | | | | | | | RESERVE/INJURED | | | | | L | 10-39 |
| 10/28 | at Cardinals | | | | | | | RESERVE/INJURED | | | | | L | 15-18 |
| 11/01 | Raiders | | | | | | | RESERVE/INJURED | | | | | W | 34-3 |
| 11/12 | Giants | | | | | | | RESERVE/INJURED | | | | | L | 23-27 |
| 11/25 | at Buccaneers | | | | | | | RESERVE/INJURED | | | | | L | 9-27 |
| 12/02 | at Seahawks | | | | | | | RESERVE/INJURED | | | | | L | 16-43 |
| 12/09 | Broncos | | | | | | | RESERVE/INJURED | | | | | W | 20-14 |
| 12/16 | Seahawks | | | | | | | RESERVE/INJURED | | | | | W | 26-23+ |
| 12/23 | Bears | | | | | | | RESERVE/INJURED | | | | | L | 9-14 |
| 12/30 | at Rams | | | | | | | RESERVE/INJURED | | | | | L | 32-48 |
| 2018 TOTALS | | 0-0 | 0 | 0 | 0.0 | 0 | 0 | 0 | 0 | 0 | 0.0 | 0 | 0 | 4-12 |

+ - Overtime

2019 GAME-BY-GAME REGULAR-SEASON STATISTICS (49ERS)

| DATE | OPPONENT | P/S | RUSHING | | | | | RECEIVING | | | | | W/L | SCORE |
|--------------------|---------------|------------|----------|----------|------------|----------|----------|-----------------|----------|----------|------------|----------|----------|-------------|
| | | | NO. | YDS. | AVG. | LG | TD | NO. | YDS. | AVG. | LG | TD | | |
| 09/08 | at Buccaneers | | | | | | | RESERVE/INJURED | | | | | W | 31-17 |
| 09/15 | at Bengals | | | | | | | RESERVE/INJURED | | | | | W | 41-17 |
| 09/22 | Steelers | | | | | | | RESERVE/INJURED | | | | | W | 24-20 |
| 10/07 | Browns | | | | | | | RESERVE/INJURED | | | | | W | 31-3 |
| 10/13 | at Rams | | | | | | | RESERVE/INJURED | | | | | W | 20-7 |
| 10/20 | at Redskins | | | | | | | RESERVE/INJURED | | | | | W | 9-0 |
| 10/27 | Panthers | | | | | | | RESERVE/INJURED | | | | | W | 51-13 |
| 10/31 | at Cardinals | | | | | | | RESERVE/INJURED | | | | | W | 28-25 |
| 11/11 | Seahawks | | | | | | | RESERVE/INJURED | | | | | L | 24-27+ |
| 11/17 | Cardinals | | | | | | | RESERVE/INJURED | | | | | W | 36-26 |
| 11/24 | Packers | | | | | | | RESERVE/INJURED | | | | | W | 37-8 |
| 12/01 | at Ravens | | | | | | | RESERVE/INJURED | | | | | L | 17-20 |
| 12/08 | at Saints | | | | | | | RESERVE/INJURED | | | | | W | 48-46 |
| 12/15 | Falcons | | | | | | | RESERVE/INJURED | | | | | L | 22-29 |
| 12/21 | Rams | | | | | | | RESERVE/INJURED | | | | | W | 34-31 |
| 12/29 | at Seahawks | | | | | | | RESERVE/INJURED | | | | | W | 26-21 |
| 2019 TOTALS | | 0-0 | 0 | 0 | 0.0 | 0 | 0 | 0 | 0 | 0 | 0.0 | 0 | 0 | 13-3 |

+ - Overtime

2020 GAME-BY-GAME REGULAR-SEASON STATISTICS (49ERS)

| DATE | OPPONENT | P/S | RUSHING | | | | | RECEIVING | | | | | W/L | SCORE |
|--------------------|---------------|-------------|-----------|------------|------------|-----------|----------|-----------|------------|------------|-----------|----------|-------------|-------|
| | | | NO. | YDS. | AVG. | LG | TD | NO. | YDS. | AVG. | LG | TD | | |
| 09/13 | Cardinals | P | 3 | 24 | 8.0 | 16 | 0 | 3 | 20 | 6.7 | 9 | 1 | L | 20-24 |
| 09/20 | at Jets | P | 3 | 77 | 25.7 | 55 | 1 | 0 | 0 | 0.0 | 0 | 0 | W | 31-13 |
| 09/27 | at Giants | S | 14 | 38 | 2.7 | 11 | 1 | 3 | 39 | 13.0 | 26 | 0 | W | 36-9 |
| 10/04 | Eagles | S | 14 | 54 | 3.9 | 15 | 1 | 7 | 43 | 6.1 | 10 | 0 | L | 20-25 |
| 10/11 | Dolphins | P | 1 | 0 | 0.0 | 0 | 0 | 2 | 5 | 2.5 | 5 | 0 | L | 17-43 |
| 10/18 | Rams | P | 6 | 18 | 3.0 | 5 | 0 | 2 | 10 | 5.0 | 8 | 0 | W | 24-16 |
| 10/25 | at Patriots | P | 3 | -1 | -0.3 | 1 | 0 | 0 | 0 | 0.0 | 0 | 0 | W | 33-6 |
| 11/01 | at Seahawks | P | 3 | -1 | -0.3 | 1t | 1 | 4 | 40 | 10.0 | 14 | 0 | L | 27-37 |
| 11/05 | Packers | S | 12 | 52 | 4.3 | 11 | 1 | 3 | 16 | 5.3 | 8 | 0 | L | 17-34 |
| 11/15 | at Saints | S | 18 | 33 | 1.8 | 9 | 0 | 1 | 13 | 13.0 | 13 | 0 | L | 13-27 |
| 11/29 | at Rams | P | 3 | 21 | 7.0 | 19 | 0 | 2 | 11 | 5.5 | 7 | 0 | W | 23-20 |
| 12/07 | Bills | P | 0 | 0 | 0.0 | 0 | 0 | 0 | 0 | 0.0 | 0 | 0 | L | 24-34 |
| 12/13 | Football Team | P | 0 | 0 | 0.0 | 0 | 0 | 0 | 0 | 0.0 | 0 | 0 | L | 15-23 |
| 12/20 | at Cowboys | P | 0 | 0 | 0.0 | 0 | 0 | 2 | 22 | 11.0 | 23 | 0 | L | 33-41 |
| 12/26 | at Cardinals | P | 1 | 4 | 4.0 | 4 | 0 | 3 | 28 | 9.3 | 11 | 0 | W | 20-12 |
| 01/03 | Seahawks | P | 0 | 0 | 0.0 | 0 | 0 | 1 | 6 | 6.0 | 6 | 0 | L | 23-26 |
| 2020 TOTALS | | 16-4 | 81 | 319 | 3.9 | 55 | 5 | 33 | 253 | 7.7 | 26 | 1 | 6-10 | |

2021 GAME-BY-GAME REGULAR-SEASON STATISTICS (CHIEFS)

| DATE | OPPONENT | P/S | RUSHING | | | | | RECEIVING | | | | | W/L | SCORE |
|--------------------|------------------|-------------|-----------|-----------|------------|-----------|----------|-----------|------------|------------|------------|----------|-------------|--------|
| | | | NO. | YDS. | AVG. | LG | TD | NO. | YDS. | AVG. | LG | TD | | |
| 09/12 | Browns | P | 0 | 0 | 0.0 | 0 | 0 | 0 | 0 | 0.0 | 0 | 0 | W | 33-29 |
| 09/19 | at Ravens | P | 0 | 0 | 0.0 | 0 | 0 | 1 | 14 | 14.0 | 14 | 0 | L | 35-36 |
| 09/26 | Chargers | P | 0 | 0 | 0.0 | 0 | 0 | 0 | 0 | 0.0 | 0 | 0 | L | 24-30 |
| 10/03 | at Eagles | P | 0 | 0 | 0.0 | 0 | 0 | 0 | 0 | 0.0 | 0 | 0 | W | 42-30 |
| 10/10 | Bills | P | 1 | 2 | 2.0 | 2 | 0 | 2 | 13 | 6.5 | 9 | 0 | L | 20-38 |
| 10/17 | at Football Team | P | 3 | 10 | 3.3 | 5 | 0 | 1 | 5 | 5.0 | 5 | 0 | W | 31-13 |
| 10/24 | at Titans | P | 0 | 0 | 0.0 | 0 | 0 | 2 | 17 | 8.5 | 9 | 0 | L | 3-27 |
| 11/01 | Giants | P | 0 | 0 | 0.0 | 0 | 0 | 0 | 0 | 0.0 | 0 | 0 | W | 20-17 |
| 11/07 | Packers | P | 0 | 0 | 0.0 | 0 | 0 | 3 | 26 | 8.7 | 14 | 0 | W | 13-7 |
| 11/14 | at Raiders | P | 3 | 26 | 8.7 | 18 | 0 | 1 | 6 | 6.0 | 6 | 0 | W | 41-14 |
| 11/21 | Cowboys | P | 0 | 0 | 0.0 | 0 | 0 | 0 | 0 | 0.0 | 0 | 0 | W | 19-9 |
| 12/05 | Broncos | | | | | | | | | | | | W | 22-9 |
| 12/12 | Raiders | | | | | | | | | | | | W | 48-9 |
| 12/16 | at Chargers | | | | | | | | | | | | W | 34-28+ |
| 12/26 | Steelers | | | | | | | | | | | | W | 36-10 |
| 01/02 | at Bengals | P | 0 | 0 | 0.0 | 0 | 0 | 0 | 0 | 0.0 | 0 | 0 | L | 31-34 |
| 01/08 | at Broncos | P | 5 | 24 | 4.8 | 7 | 0 | 3 | 26 | 8.7 | 14t | 1 | W | 28-24 |
| 2021 TOTALS | | 13-0 | 12 | 62 | 5.2 | 18 | 0 | 13 | 107 | 8.2 | 14T | 1 | 12-5 | |

+ - Overtime

2022 GAME-BY-GAME REGULAR-SEASON STATISTICS (CHIEFS)

| DATE | OPPONENT | P/S | RUSHING | | | | | RECEIVING | | | | | W/L | SCORE |
|--------------------|---------------|-------------|-----------|------------|------------|-----------|----------|-----------|------------|------------|------------|----------|-------------|--------|
| | | | NO. | YDS. | AVG. | LG | TD | NO. | YDS. | AVG. | LG | TD | | |
| 09/11 | at Cardinals | P | 4 | 22 | 5.5 | 18 | 0 | 3 | 27 | 9.0 | 18 | 0 | W | 44-21 |
| 09/15 | Chargers | P | 4 | 12 | 3.0 | 5 | 0 | 2 | 4 | 2.0 | 9t | 1 | W | 27-24 |
| 09/25 | at Colts | P | 7 | 20 | 2.9 | 6 | 0 | 0 | 0 | 0.0 | 0 | 0 | L | 17-20 |
| 10/02 | at Buccaneers | P | 2 | -1 | -0.5 | 0 | 0 | 1 | 1 | 1.0 | 1 | 0 | W | 41-31 |
| 10/10 | Raiders | P | 8 | 53 | 6.6 | 30 | 0 | 2 | 19 | 9.5 | 12 | 0 | W | 30-29 |
| 10/16 | Bills | P | 2 | 1 | 0.5 | 1 | 0 | 3 | 29 | 9.7 | 19 | 0 | L | 20-24 |
| 10/23 | at 49ers | P | 2 | 12 | 6.0 | 9 | 0 | 2 | 36 | 18.0 | 34 | 0 | W | 44-23 |
| 11/06 | Titans | P | 3 | 4 | 1.3 | 3 | 0 | 6 | 40 | 6.7 | 16 | 0 | W | 20-17+ |
| 11/13 | Jaguars | P | 1 | 2 | 2.0 | 2 | 0 | 6 | 56 | 9.3 | 19 | 0 | W | 27-17 |
| 11/20 | at Chargers | P | 6 | 24 | 4.0 | 7 | 0 | 1 | 0 | 0.0 | 0 | 0 | W | 30-27 |
| 11/27 | Rams | P | 0 | 0 | 0.0 | 0 | 0 | 3 | 26 | 8.7 | 11 | 0 | W | 26-10 |
| 12/04 | at Bengals | P | 8 | 51 | 6.4 | 14 | 0 | 2 | 9 | 4.5 | 7 | 1 | L | 24-27 |
| 12/11 | at Broncos | P | 6 | 22 | 3.7 | 7 | 0 | 7 | 112 | 16.0 | 56t | 2 | W | 34-28 |
| 12/18 | at Texans | P | 10 | 52 | 5.2 | 26t | 1 | 8 | 70 | 8.8 | 21 | 1 | W | 30-24+ |
| 12/24 | Seahawks | P | 5 | 7 | 1.4 | 5 | 0 | 3 | 31 | 10.3 | 16 | 1 | W | 24-10 |
| 01/01 | Broncos | P | 2 | 4 | 2.0 | 4 | 0 | 5 | 52 | 10.4 | 28 | 2 | W | 27-24 |
| 01/07 | at Raiders | P | 2 | 6 | 3.0 | 7 | 0 | 2 | 0 | 0.0 | 2t | 1 | W | 31-13 |
| 2022 TOTALS | | 17-0 | 72 | 291 | 4.0 | 30 | 1 | 56 | 512 | 9.1 | 56T | 9 | 14-3 | |

+ - Overtime

2015 GAME-BY-GAME POSTSEASON STATISTICS (VIKINGS)

| DATE | OPPONENT | P/S | RUSHING | | | | | RECEIVING | | | | | W/L | SCORE |
|--------------------|----------|------------|----------|----------|------------|----------|----------|-----------|-----------|------------|----------|----------|------------|-------|
| | | | NO. | YDS. | AVG. | LG | TD | NO. | YDS. | AVG. | LG | TD | | |
| 01/10 | Seahawks | P | 2 | 7 | 3.5 | 6 | 0 | 3 | 22 | 7.3 | 9 | 0 | L | 9-10 |
| 2015 TOTALS | | 1-0 | 2 | 7 | 3.5 | 6 | 0 | 3 | 22 | 7.3 | 9 | 0 | 0-1 | |

2017 GAME-BY-GAME POSTSEASON STATISTICS (VIKINGS)

| DATE | OPPONENT | P/S | RUSHING | | | | | RECEIVING | | | | | W/L | SCORE |
|--------------------|-----------|------------|-----------|-----------|------------|------------|----------|-----------|-----------|------------|-----------|----------|------------|-------|
| | | | NO. | YDS. | AVG. | LG | TD | NO. | YDS. | AVG. | LG | TD | | |
| 01/14 | Saints | P | 8 | 34 | 4.3 | 14t | 1 | 3 | 6 | 2.0 | 3 | 0 | W | 29-24 |
| 01/21 | at Eagles | P | 10 | 40 | 4.0 | 10 | 0 | 11 | 86 | 7.8 | 13 | 0 | L | 7-38 |
| 2017 TOTALS | | 2-0 | 18 | 74 | 4.1 | 14T | 1 | 14 | 92 | 6.6 | 13 | 0 | 1-1 | |

2019 GAME-BY-GAME POSTSEASON STATISTICS (49ERS)

| DATE | OPPONENT | P/S | RUSHING | | | | | RECEIVING | | | | | W/L | SCORE |
|--------------------|-----------|------------|----------|----------|------------|----------|----------|-----------|----------|------------|----------|----------|------------|-------|
| | | | NO. | YDS. | AVG. | LG | TD | NO. | YDS. | AVG. | LG | TD | | |
| 01/11 | Vikings | | | | | | | | | | | | W | 27-10 |
| 01/19 | Packers | | | | | | | | | | | | W | 37-20 |
| 02/02 | at Chiefs | | | | | | | | | | | | L | 20-31 |
| 2019 TOTALS | | 0-0 | 0 | 0 | 0.0 | 0 | 0 | 0 | 0 | 0.0 | 0 | 0 | 2-1 | |

2021 GAME-BY-GAME POSTSEASON STATISTICS (CHIEFS)

| DATE | OPPONENT | P/S | RUSHING | | | | | RECEIVING | | | | | W/L | SCORE |
|--------------------|----------|------------|-----------|------------|------------|-----------|----------|-----------|------------|-------------|-----------|----------|------------|--------|
| | | | NO. | YDS. | AVG. | LG | TD | NO. | YDS. | AVG. | LG | TD | | |
| 01/16 | Steelers | S | 12 | 61 | 5.1 | 15 | 0 | 6 | 81 | 13.5 | 23 | 1 | W | 42-21 |
| 01/23 | Bills | S | 10 | 24 | 2.4 | 5 | 0 | 5 | 54 | 10.8 | 20 | 0 | W | 42-36+ |
| 01/30 | Bengals | S | 12 | 65 | 5.4 | 14 | 0 | 3 | 30 | 10.0 | 14 | 0 | L | 24-27+ |
| 2021 TOTALS | | 3-3 | 34 | 150 | 4.4 | 15 | 0 | 14 | 165 | 11.8 | 23 | 1 | 2-1 | |

+ - Overtime



2022 GAME-BY-GAME POSTSEASON STATISTICS (CHIEFS)

| DATE | OPPONENT | P/S | RUSHING | | | | | RECEIVING | | | | | W/L | SCORE |
|--------------------|-----------|------------|-----------|-----------|------------|-----------|----------|-----------|-----------|------------|-----------|----------|------------|-------|
| | | | NO. | YDS. | AVG. | LG | TD | NO. | YDS. | AVG. | LG | TD | | |
| 01/21 | Jaguars | P | 11 | 25 | 2.3 | 7 | 0 | 0 | 0 | 0.0 | 0 | 0 | W | 27-20 |
| 01/29 | Bengals | P | 4 | 1 | 0.3 | 4 | 0 | 2 | 17 | 8.5 | 13 | 0 | W | 23-20 |
| 02/12 | at Eagles | P | 4 | 34 | 8.5 | 14 | 0 | 3 | 15 | 5.0 | 7 | 0 | W | 38-35 |
| 2022 TOTALS | | 3-0 | 19 | 60 | 3.2 | 14 | 0 | 5 | 32 | 6.4 | 13 | 0 | 3-0 | |



SKYY MOORE

WIDE RECEIVER #24
WESTERN MICHIGAN



2ND YEAR IN THE NFL

2ND YEAR WITH THE CHIEFS

HEIGHT: 5'10"
WEIGHT: 195 LBS
DRAFTED: D2A-22
BIRTHDAY: 9/10/00

- Second-year wide receiver enters his second season with the Chiefs in 2023.
- Originally entered the NFL as the first of two second-round picks (54th overall) by the Kansas City Chiefs in the 2022 NFL Draft.

- Scored first NFL touchdown during Super Bowl LVII putting the Chiefs in a 35-27 lead over the Eagles in the fourth quarter.

Transactions:

Originally entered the NFL as the first of two second-round picks (54th overall) by the Kansas City Chiefs in the 2022 NFL Draft.

Postseason Career Highlights:

COLLEGE

Three-year letterwinner out of Western Michigan ... Logged 171 receptions for 2,482 and 16 touchdowns ... Recorded three carries for 12 yards and one touchdown ... His 2020 season was shortened due to Covid-19 ... Earned first-team All-MAC honors his freshman year in 2019, becoming the first Bronco wide receiver to be first team All-MAC since Corey Davis in 2016 ... Also became the first MAC true freshman wide receiver to be first-team All-League since Roger Lewis of Bowling Green in 2014, the first in WMU history and just the third in the MAC since 1982.

PERSONAL

- Two-time Allegheny Conference Offensive Player of the Year and was also named Defensive Player of the Year.
- No. 36 ranked player in the state.
- Played defensive back and quarterback.
- Became the first player in conference history to rush and pass for 1,000 yards in back-to-back seasons.
- Twice named All-Conference on offense and defense.
- Totaled 100 career touchdowns and 3,500 yards.
- Played basketball, earning all-section honors as a point guard junior and senior years.

SKYY MOORE'S NFL REGULAR SEASON RUSHING/RECEIVING STATISTICS

| DATE | TEAM | RECEIVING | | | | | | | RUSHING | | | | |
|-------------------|--------|-----------|----------|-----------|------------|-------------|-----------|----------|----------|-----------|------------|-----------|----------|
| | | GP | GS | NO. | YDS. | AVG. | LG | TD | NO. | YDS. | AVG. | LG | TD |
| 2022 | Chiefs | 16 | 3 | 22 | 250 | 11.4 | 30 | 0 | 3 | 24 | 8.0 | 12 | 0 |
| NFL TOTALS | | 16 | 3 | 22 | 250 | 11.4 | 30 | 0 | 3 | 24 | 8.0 | 12 | 0 |

SKYY MOORE'S NFL POSTSEASON RUSHING/RECEIVING STATISTICS

| DATE | TEAM | RECEIVING | | | | | | | RUSHING | | | | |
|-------------------|--------|-----------|----------|----------|-----------|------------|----------|----------|----------|----------|------------|----------|----------|
| | | GP | GS | NO. | YDS. | AVG. | LG | TD | NO. | YDS. | AVG. | LG | TD |
| 2022 | Chiefs | 3 | 0 | 5 | 17 | 3.4 | 8 | 1 | 2 | 7 | 3.5 | 4 | 0 |
| NFL TOTALS | | 3 | 0 | 5 | 17 | 3.4 | 8 | 1 | 2 | 7 | 3.5 | 4 | 0 |

SKYY MOORE'S NFL REGULAR SEASON RETURN STATISTICS

| DATE | TEAM | KICKOFF RETURNS | | | | | PUNT RETURNS | | | | | |
|-------------------|--------|-----------------|-----------|-------------|-----------|----------|--------------|----------|-----------|------------|-----------|----------|
| | | RET. | YDS. | AVG. | LG | TD | NO. | FC | YDS. | AVG. | LG | TD |
| 2022 | Chiefs | 3 | 50 | 16.7 | 23 | 0 | 14 | 4 | 86 | 6.1 | 15 | 0 |
| NFL TOTALS | | 3 | 50 | 16.7 | 23 | 0 | 14 | 4 | 86 | 6.1 | 15 | 0 |



SKYY MOORE'S NFL POSTSEASON RETURN STATISTICS

| | | KICKOFF RETURNS | | | | | PUNT RETURNS | | | | | |
|-------------------|--------|-----------------|-----------|-------------|-----------|----------|--------------|----------|-----------|-------------|-----------|----------|
| DATE | TEAM | RET. | YDS. | AVG. | LG | TD | NO. | FC | YDS. | AVG. | LG | TD |
| 2022 | Chiefs | 1 | 18 | 18.0 | 18 | 0 | 2 | 0 | 29 | 14.5 | 29 | 0 |
| NFL TOTALS | | 1 | 18 | 18.0 | 18 | 0 | 2 | 0 | 29 | 14.5 | 29 | 0 |

SINGLE-GAME HIGHS: RUSHING/RECEIVING

| | | | |
|---------------------------|-------------------------------------|-------------------------------|-----------------------------------|
| Rush Attempts | 2 at Houston, Dec 18, 2022 | All-Purpose Yards | 94 at Arizona, Sep 11, 2022 |
| | 1 at Cincinnati, Dec 04, 2022 | | 65 at L.A. Chargers, Nov 20, 2022 |
| Rushing Yards | 12 at Houston, Dec 18, 2022 | | 43 at Tampa Bay, Oct 02, 2022 |
| | 12 at Cincinnati, Dec 04, 2022 | | 41 vs. Las Vegas, Oct 10, 2022 |
| Longest Runs | 12 at Cincinnati, Dec 04, 2022 | Longest Kickoff Return | 36 vs. L.A. Rams, Nov 27, 2022 |
| | 9 at Houston, Dec 18, 2022 | | 23 at Arizona, Sep 11, 2022 |
| | 3 at Houston, Dec 18, 2022 | | 19 vs. Las Vegas, Oct 10, 2022 |
| Receptions | 5 vs. L.A. Rams, Nov 27, 2022 | Fair Catches | 8 vs. Jacksonville, Nov 13, 2022 |
| | 5 at L.A. Chargers, Nov 20, 2022 | | 3 vs. L.A. Chargers, Sep 15, 2022 |
| | 3 vs. Denver, Jan 01, 2023 | Punt Return Yards | 41 at Arizona, Sep 11, 2022 |
| | 2 vs. Las Vegas, Oct 10, 2022 | | 12 at Tampa Bay, Oct 02, 2022 |
| | 2 at Tampa Bay, Oct 02, 2022 | | 12 at Indianapolis, Sep 25, 2022 |
| Receiving Yards | 63 at L.A. Chargers, Nov 20, 2022 | | 7 vs. Las Vegas, Oct 10, 2022 |
| | 36 vs. L.A. Rams, Nov 27, 2022 | Longest Punt Return | 6 vs. Buffalo, Oct 16, 2022 |
| | 33 vs. Denver, Jan 01, 2023 | | ...1 more at 6. |
| | 31 at Tampa Bay, Oct 02, 2022 | | 15 at Arizona, Sep 11, 2022 |
| | 30 at Arizona, Sep 11, 2022 | | 13 at Arizona, Sep 11, 2022 |
| Receiving Average | 12.6 at L.A. Chargers, Nov 20, 2022 | | 12 at Tampa Bay, Oct 02, 2022 |
| | 11.0 vs. Denver, Jan 01, 2023 | | 12 at Indianapolis, Sep 25, 2022 |
| | 7.2 vs. L.A. Rams, Nov 27, 2022 | Punt Returns | 8 at Arizona, Sep 11, 2022 |
| Longest Receptions | 30 at Arizona, Sep 11, 2022 | | 4 at Arizona, Sep 11, 2022 |
| | 24 vs. Buffalo, Oct 16, 2022 | | 2 at Indianapolis, Sep 25, 2022 |
| | 18 vs. Denver, Jan 01, 2023 | | 2 vs. L.A. Chargers, Sep 15, 2022 |
| | 18 vs. L.A. Rams, Nov 27, 2022 | Punt Return Average | 1 at Tampa Bay, Oct 02, 2022 |
| | 18 at L.A. Chargers, Nov 20, 2022 | | 10.3 at Arizona, Sep 11, 2022 |

SINGLE-GAME HIGHS - POSTSEASON: RUSHING/RECEIVING

| | | | |
|---------------------------|----------------------------------|-------------------------------|---------------------------------|
| Longest Runs | 4 at Philadelphia, Feb 12, 2023 | Longest Kickoff Return | 18 vs. Cincinnati, Jan 29, 2023 |
| | 3 vs. Jacksonville, Jan 21, 2023 | Punt Return Yards | 29 vs. Cincinnati, Jan 29, 2023 |
| Receptions | 3 vs. Cincinnati, Jan 29, 2023 | Longest Punt Return | 29 vs. Cincinnati, Jan 29, 2023 |
| | 1 vs. Jacksonville, Jan 21, 2023 | Punt Returns | 2 vs. Cincinnati, Jan 29, 2023 |
| Receiving Yards | 13 vs. Cincinnati, Jan 29, 2023 | Most TDs | 1 at Philadelphia, Feb 12, 2023 |
| Receiving Average | 4.3 vs. Cincinnati, Jan 29, 2023 | | |
| Longest Receptions | 8 vs. Cincinnati, Jan 29, 2023 | | |
| | 4t at Philadelphia, Feb 12, 2023 | | |
| | 3 vs. Cincinnati, Jan 29, 2023 | | |
| | 2 vs. Cincinnati, Jan 29, 2023 | | |
| All-Purpose Yards | 60 vs. Cincinnati, Jan 29, 2023 | | |
| | 3 vs. Jacksonville, Jan 21, 2023 | | |



2022 GAME-BY-GAME REGULAR-SEASON STATISTICS (CHIEFS)

| DATE | OPPONENT | P/S | RECEIVING | | | | | RUSHING | | | | | W/L | SCORE | |
|--------------------|---------------|-------------|-----------|------------|-------------|-----------|----------|----------|-----------|------------|-----------|----------|-------------|-------|--------|
| | | | NO. | YDS. | AVG. | LG | TD | NO. | YDS. | AVG. | LG | TD | | | |
| 09/11 | at Cardinals | P | 1 | 30 | 30.0 | 30 | 0 | 0 | 0 | 0.0 | 0 | 0 | 0 | W | 44-21 |
| 09/15 | Chargers | P | 0 | 0 | 0.0 | 0 | 0 | 0 | 0 | 0.0 | 0 | 0 | 0 | W | 27-24 |
| 09/25 | at Colts | P | 0 | 0 | 0.0 | 0 | 0 | 0 | 0 | 0.0 | 0 | 0 | 0 | L | 17-20 |
| 10/02 | at Buccaneers | S | 2 | 31 | 15.5 | 16 | 0 | 0 | 0 | 0.0 | 0 | 0 | 0 | W | 41-31 |
| 10/10 | Raiders | S | 2 | 15 | 7.5 | 8 | 0 | 0 | 0 | 0.0 | 0 | 0 | 0 | W | 30-29 |
| 10/16 | Bills | P | 1 | 24 | 24.0 | 24 | 0 | 0 | 0 | 0.0 | 0 | 0 | 0 | L | 20-24 |
| 10/23 | at 49ers | P | 0 | 0 | 0.0 | 0 | 0 | 0 | 0 | 0.0 | 0 | 0 | 0 | W | 44-23 |
| 11/06 | Titans | P | 0 | 0 | 0.0 | 0 | 0 | 0 | 0 | 0.0 | 0 | 0 | 0 | W | 20-17+ |
| 11/13 | Jaguars | P | 1 | 6 | 6.0 | 6 | 0 | 0 | 0 | 0.0 | 0 | 0 | 0 | W | 27-17 |
| 11/20 | at Chargers | P | 5 | 63 | 12.6 | 18 | 0 | 0 | 0 | 0.0 | 0 | 0 | 0 | W | 30-27 |
| 11/27 | Rams | S | 5 | 36 | 7.2 | 18 | 0 | 0 | 0 | 0.0 | 0 | 0 | 0 | W | 26-10 |
| 12/04 | at Bengals | P | 0 | 0 | 0.0 | 0 | 0 | 1 | 12 | 12.0 | 12 | 0 | 0 | L | 24-27 |
| 12/11 | at Broncos | P | 1 | 7 | 7.0 | 7 | 0 | 0 | 0 | 0.0 | 0 | 0 | 0 | W | 34-28 |
| 12/18 | at Texans | P | 0 | 0 | 0.0 | 0 | 0 | 2 | 12 | 6.0 | 9 | 0 | 0 | W | 30-24+ |
| 12/24 | Seahawks | P | 1 | 5 | 5.0 | 5 | 0 | 0 | 0 | 0.0 | 0 | 0 | 0 | W | 24-10 |
| 01/01 | Broncos | P | 3 | 33 | 11.0 | 18 | 0 | 0 | 0 | 0.0 | 0 | 0 | 0 | W | 27-24 |
| 01/07 | at Raiders | | | | | | | | | | | | W | 31-13 | |
| | | | | | | | INACTIVE | | | | | | | | |
| 2022 TOTALS | | 16-3 | 22 | 250 | 11.4 | 30 | 0 | 3 | 24 | 8.0 | 12 | 0 | 14-3 | | |

+ - Overtime

2022 GAME-BY-GAME POSTSEASON STATISTICS (CHIEFS)

| DATE | OPPONENT | P/S | RECEIVING | | | | | RUSHING | | | | | W/L | SCORE | |
|--------------------|-----------|------------|-----------|-----------|------------|----------|----------|----------|----------|------------|----------|----------|------------|-------|-------|
| | | | NO. | YDS. | AVG. | LG | TD | NO. | YDS. | AVG. | LG | TD | | | |
| 01/21 | Jaguars | P | 1 | 0 | 0.0 | 0 | 0 | 1 | 3 | 3.0 | 3 | 0 | 0 | W | 27-20 |
| 01/29 | Bengals | P | 3 | 13 | 4.3 | 8 | 0 | 0 | 0 | 0.0 | 0 | 0 | 0 | W | 23-20 |
| 02/12 | at Eagles | P | 1 | 4 | 4.0 | 4t | 1 | 1 | 4 | 4.0 | 4 | 0 | 0 | W | 38-35 |
| 2022 TOTALS | | 3-0 | 5 | 17 | 3.4 | 8 | 1 | 2 | 7 | 3.5 | 4 | 0 | 3-0 | | |



WANYA MORRIS

OFFENSIVE LINEMAN #64
OKLAHOMA



ROOKIE

HEIGHT: 6'6"
WEIGHT: 307 LBS
DRAFTED: D3-23
BIRTHDAY: 10/10/00

- 📺 Rookie tackle enters his first season with the Chiefs in 2023.
- 📺 Originally entered the NFL as a third-round draft pick (92nd overall) by the Kansas City Chiefs in the 2023 NFL Draft.

Transactions:

Originally entered the NFL as a third-round draft pick (92nd overall) by the Kansas City Chiefs in the 2023 NFL Draft.

COLLEGE

Spent 2019-20 seasons at Tennessee before transferring to Oklahoma for 2021-22 seasons ... Played in 37 career games (15 at Oklahoma) and made 27 starts (eight at OU) ... While at Tennessee in 2020, allowed two sacks on 195 pass-blocking plays according to PFF and was flagged for just three penalties on 398 total snaps ... During his true-freshman year at Tennessee in 2019, he helped pave way for a season-high 297-yard rushing performance against Vanderbilt (11/30), helped protect Jarrett Guarantano at Missouri when the quarterback became the third Volunteer to ever pass for 400 yards (11/23) and started at left tackle vs. Georgia State (8/31) to become first Tennessee true freshman offensive lineman to start in a season opener since 2017 ... Received the following awards and honors: 2022 AP All-Big 12 second-team, 2019 SEC All-Freshman Team, 2019 247Sports True Freshman All-America Team and 2019 The Athletic's Midseason Freshman All-America Team.

PERSONAL

- 📺 Attended Grayson High School.
- 📺 A five-star recruit by ESPN and a four-star prospect by 247Sports and Rivals.
- 📺 Ranked No. 7 in USA Today's High School Football Chosen 25.
- 📺 Rated as No. 9 overall recruit by ESPN, No. 41 by Rivals and No. 51 by 247Sports.
- 📺 Regarded as country's No. 5 offensive tackle by ESPN and Rivals and No. 6 by 247Sports.
- 📺 The No. 3 player in Georgia by ESPN, No. 5 by Rivals and No. 9 by 247Sports.
- 📺 Selected to participate in 2019 Under Armour All-American Game.
- 📺 Participated in "The Opening".
- 📺 2018 MaxPreps preseason first-team All-American.
- 📺 2018 Georgia Class 7A All-State selection.
- 📺 Recorded 73 pancake blocks during his senior season.
- 📺 Led Grayson to 10-3 record and an appearance in 2018 state quarterfinals.
- 📺 Named after Boyz II Men artist Wanyá Morris.
- 📺 Enrolled at Tennessee in January 2019.
- 📺 Majored in communication studies at Tennessee and Oklahoma.





LUCAS NIANG



TACKLE #77

TCU

3RD YEAR IN THE NFL

3RD YEAR WITH THE CHIEFS

HEIGHT: 6'6"
WEIGHT: 315 LBS
DRAFTED: D3-20
BIRTHDAY: 8/18/98

- Third-year offensive lineman enters his third season with the Chiefs in 2023.
- Originally entered the NFL as a third-round pick (96th overall) by the Kansas City Chiefs in the 2020 NFL Draft.
- Chose to opt-out of the 2020 season due to COVID-19

concerns.

Transactions:

Originally entered the NFL as a third-round pick (96th overall) by the Kansas City Chiefs in the 2020 NFL Draft.

COLLEGE

Appeared in 44 games (27 starts) at TCU ... As a senior, started six of the opening seven games at right tackle ... Missed the final five contests due to injury ... Did not allow a sack for the second consecutive season ... As a junior, started all 13 games at right tackle, was the only offensive lineman on the Horned Frogs to start all 13 games on the season, did not allow a sack and had an 86.3 percent grade by Pro Football Focus, making him the highest-graded pass blocker among Big 12 offensive tackles who played a minimum of 300 snaps in 2018 and returning for the 2019 campaign ... As a sophomore, played in 12 games with eight starts with all his starts coming in the final eight games of the regular season ... As a freshman, saw action in 12 of 13 games.

PERSONAL

- Won three straight Connecticut state titles at New Canaan High School.
- Named to the 2015 Walter Camp All-Connecticut Team.
- Was the Horned Frogs' first signee from Connecticut.
- Hometown: New Canaan, Conn.
- Last name pronounced: KNEE-yang

LUCAS NIANG'S NFL REGULAR SEASON STATISTICS

| DATE | TEAM | GP | GS |
|-------------------|--------|-----------|----------|
| 2020 | Chiefs | 0 | 0 |
| 2021 | Chiefs | 12 | 9 |
| 2022 | Chiefs | 7 | 0 |
| NFL TOTALS | | 19 | 9 |

LUCAS NIANG'S NFL POSTSEASON STATISTICS

| DATE | TEAM | GP | GS |
|-------------------|--------|----------|----------|
| 2020 | Chiefs | 0 | 0 |
| 2021 | Chiefs | 0 | 0 |
| 2022 | Chiefs | 3 | 0 |
| NFL TOTALS | | 3 | 0 |



2020 GAME-BY-GAME REGULAR-SEASON STATISTICS (CHIEFS)

| DATE | OPPONENT | P/S | | W/L | SCORE |
|--------------------|---------------|------------|-----------------|-------------|--------|
| 09/10 | Texans | | RESERVE/OPT-OUT | W | 34-20 |
| 09/20 | at Chargers | | RESERVE/OPT-OUT | W | 23-20+ |
| 09/28 | at Ravens | | RESERVE/OPT-OUT | W | 34-20 |
| 10/05 | Patriots | | RESERVE/OPT-OUT | W | 26-10 |
| 10/11 | Raiders | | RESERVE/OPT-OUT | L | 32-40 |
| 10/19 | at Bills | | RESERVE/OPT-OUT | W | 26-17 |
| 10/25 | at Broncos | | RESERVE/OPT-OUT | W | 43-16 |
| 11/01 | Jets | | RESERVE/OPT-OUT | W | 35-9 |
| 11/08 | Panthers | | RESERVE/OPT-OUT | W | 33-31 |
| 11/22 | at Raiders | | RESERVE/OPT-OUT | W | 35-31 |
| 11/29 | at Buccaneers | | RESERVE/OPT-OUT | W | 27-24 |
| 12/06 | Broncos | | RESERVE/OPT-OUT | W | 22-16 |
| 12/13 | at Dolphins | | RESERVE/OPT-OUT | W | 33-27 |
| 12/20 | at Saints | | RESERVE/OPT-OUT | W | 32-29 |
| 12/27 | Falcons | | RESERVE/OPT-OUT | W | 17-14 |
| 01/03 | Chargers | | RESERVE/OPT-OUT | L | 21-38 |
| 2020 TOTALS | | 0-0 | | 14-2 | |

+ - Overtime

2021 GAME-BY-GAME REGULAR-SEASON STATISTICS (CHIEFS)

| DATE | OPPONENT | P/S | | W/L | SCORE |
|--------------------|------------------|-------------|------------------|-------------|--------|
| 09/12 | Browns | S | | W | 33-29 |
| 09/19 | at Ravens | S | | L | 35-36 |
| 09/26 | Chargers | S | | L | 24-30 |
| 10/03 | at Eagles | S | | W | 42-30 |
| 10/10 | Bills | S | | L | 20-38 |
| 10/17 | at Football Team | P | | W | 31-13 |
| 10/24 | at Titans | P | | L | 3-27 |
| 11/01 | Giants | S | | W | 20-17 |
| 11/07 | Packers | S | | W | 13-7 |
| 11/14 | at Raiders | | INACTIVE | W | 41-14 |
| 11/21 | Cowboys | | INACTIVE | W | 19-9 |
| 12/05 | Broncos | | INACTIVE | W | 22-9 |
| 12/12 | Raiders | P | | W | 48-9 |
| 12/16 | at Chargers | S | | W | 34-28+ |
| 12/26 | Steelers | | RESERVE/COVID-19 | W | 36-10 |
| 01/02 | at Bengals | S | | L | 31-34 |
| 01/08 | at Broncos | | RESERVE/INJURED | W | 28-24 |
| 2021 TOTALS | | 12-9 | | 12-5 | |

+ - Overtime

2022 GAME-BY-GAME REGULAR-SEASON STATISTICS (CHIEFS)

| DATE | OPPONENT | P/S | | W/L | SCORE |
|--------------------|---------------|------------|--------------------------------------|-------------|--------|
| 09/11 | at Cardinals | | RESERVE/PHYSICALLY-UNABLE-TO-PERFORM | W | 44-21 |
| 09/15 | Chargers | | RESERVE/PHYSICALLY-UNABLE-TO-PERFORM | W | 27-24 |
| 09/25 | at Colts | | RESERVE/PHYSICALLY-UNABLE-TO-PERFORM | L | 17-20 |
| 10/02 | at Buccaneers | | RESERVE/PHYSICALLY-UNABLE-TO-PERFORM | W | 41-31 |
| 10/10 | Raiders | | RESERVE/PHYSICALLY-UNABLE-TO-PERFORM | W | 30-29 |
| 10/16 | Bills | | RESERVE/PHYSICALLY-UNABLE-TO-PERFORM | L | 20-24 |
| 10/23 | at 49ers | | RESERVE/PHYSICALLY-UNABLE-TO-PERFORM | W | 44-23 |
| 11/06 | Titans | | RESERVE/PHYSICALLY-UNABLE-TO-PERFORM | W | 20-17+ |
| 11/13 | Jaguars | | RESERVE/PHYSICALLY-UNABLE-TO-PERFORM | W | 27-17 |
| 11/20 | at Chargers | | RESERVE/PHYSICALLY-UNABLE-TO-PERFORM | W | 30-27 |
| 11/27 | Rams | P | | W | 26-10 |
| 12/04 | at Bengals | P | | L | 24-27 |
| 12/11 | at Broncos | P | | W | 34-28 |
| 12/18 | at Texans | P | | W | 30-24+ |
| 12/24 | Seahawks | P | | W | 24-10 |
| 01/01 | Broncos | P | | W | 27-24 |
| 01/07 | at Raiders | P | | W | 31-13 |
| 2022 TOTALS | | 7-0 | | 14-3 | |

+ - Overtime

2020 GAME-BY-GAME POSTSEASON STATISTICS (CHIEFS)

| DATE | OPPONENT | P/S | | W/L | SCORE |
|--------------------|---------------|------------|-----------------|------------|-------|
| 01/17 | Browns | | RESERVE/OPT-OUT | W | 22-17 |
| 01/24 | Bills | | RESERVE/OPT-OUT | W | 38-24 |
| 02/07 | at Buccaneers | | RESERVE/OPT-OUT | L | 9-31 |
| 2020 TOTALS | | 0-0 | | 2-1 | |

2021 GAME-BY-GAME POSTSEASON STATISTICS (CHIEFS)

| DATE | OPPONENT | P/S | | W/L | SCORE |
|--------------------|----------|------------|-----------------|------------|--------|
| 01/16 | Steelers | | RESERVE/INJURED | W | 42-21 |
| 01/23 | Bills | | RESERVE/INJURED | W | 42-36+ |
| 01/30 | Bengals | | RESERVE/INJURED | L | 24-27+ |
| 2021 TOTALS | | 0-0 | | 2-1 | |

+ - Overtime

2022 GAME-BY-GAME POSTSEASON STATISTICS (CHIEFS)

| DATE | OPPONENT | P/S | | W/L | SCORE |
|--------------------|-----------|------------|--|------------|-------|
| 01/21 | Jaguars | P | | W | 27-20 |
| 01/29 | Bengals | P | | W | 23-20 |
| 02/12 | at Eagles | P | | W | 38-35 |
| 2022 TOTALS | | 3-0 | | 3-0 | |

SINGLE-GAME HIGHS: DEFENSIVE

Total Tackles 9 at L.A. Chargers, Sep 20, 2020
 9 at Detroit, Sep 29, 2019
 6 vs. Minnesota, Nov 03, 2019
 6 vs. Indianapolis, Oct 06, 2019
 5 vs. Carolina, Nov 08, 2020
 ...3 more at 5.

Solo Tackles 5 at Detroit, Sep 29, 2019
 4 vs. Buffalo, Oct 10, 2021
 3 at Miami, Dec 13, 2020
 3 vs. Carolina, Nov 08, 2020
 3 vs. Las Vegas, Oct 11, 2020
 ...4 more at 3.

Sacks 1.0 at Denver, Jan 08, 2022
 1.0 at Las Vegas, Nov 14, 2021
 1.0 vs. N.Y. Giants, Nov 01, 2021
 ...1 more at 1.0.

Passes Defensed 1 at L.A. Chargers, Nov 18, 2019

Forced Fumbles 1 at Detroit, Sep 29, 2019
Tackles For Loss 2 at New England, Dec 08, 2019
 1 at Denver, Dec 11, 2022
 1 at Denver, Jan 08, 2022
 1 at Las Vegas, Nov 14, 2021
 ...1 more at 1.

Interceptions 1 at L.A. Chargers, Nov 18, 2019

SINGLE-GAME HIGHS - POSTSEASON: DEFENSIVE

Total Tackles 6 vs. New England, Jan 20, 2019
 5 at Tampa Bay, Feb 07, 2021
 4 vs. Buffalo, Jan 24, 2021
 4 vs. San Francisco, Feb 02, 2020
 3 vs. Pittsburgh, Jan 16, 2022

Solo Tackles 3 vs. San Francisco, Feb 02, 2020
 2 vs. Pittsburgh, Jan 16, 2022
 2 vs. Cleveland, Jan 17, 2021
 1 vs. Jacksonville, Jan 21, 2023
 1 at Tampa Bay, Feb 07, 2021
 ...2 more at 1.

Sacks 1.0 vs. Jacksonville, Jan 21, 2023
Tackles For Loss 1 vs. Jacksonville, Jan 21, 2023
 1 vs. San Francisco, Feb 02, 2020
 1 vs. Indianapolis, Jan 12, 2019

2018 GAME-BY-GAME REGULAR-SEASON STATISTICS (CHIEFS)

| DATE | OPPONENT | P/S | TACKLES | | | | | | | | | INTERCEPTIONS | | | | | O. FUMB | | | | ST | | | | MISC | | W/L | SCORE |
|--------------------|-------------|-----|--------------|-----------|-----------|-----------|------------|------------|----------|----------|----------|---------------|----------|----------|----------|----------|----------|----------|----------|----------|----------|----------|----------|----------|----------|-------------|-----|--------|
| | | | TK | S | A | SK | YDS | TFL | YDS | QBH | NO | YDS | LG | TD | PD | FF | FR | TD | YDS | TK | S | A | FF | FR | S | A | | |
| 09/09 | at Chargers | P | 0 | 0 | 0 | 0.0 | 0.0 | 0 | 0 | 0 | 0 | 0 | 0 | 0 | 0 | 0 | 0 | 0 | 0 | 0 | 0 | 0 | 0 | 0 | 0 | 0 | W | 38-28 |
| 09/16 | at Steelers | P | 0 | 0 | 0 | 0.0 | 0.0 | 0 | 0 | 0 | 0 | 0 | 0 | 0 | 0 | 0 | 0 | 0 | 0 | 0 | 0 | 0 | 0 | 0 | 0 | 0 | W | 42-37 |
| 09/23 | 49ers | P | 3 | 1 | 2 | 0.0 | 0.0 | 0 | 0 | 0 | 0 | 0 | 0 | 0 | 0 | 0 | 0 | 0 | 0 | 0 | 0 | 0 | 0 | 0 | 0 | 0 | W | 38-27 |
| 10/01 | at Broncos | P | 1 | 1 | 0 | 0.0 | 0.0 | 0 | 0 | 0 | 0 | 0 | 0 | 0 | 0 | 0 | 0 | 0 | 0 | 0 | 0 | 0 | 0 | 0 | 0 | 0 | W | 27-23 |
| 10/07 | Jaguars | S | 3 | 3 | 0 | 0.0 | 0.0 | 0 | 0 | 0 | 0 | 0 | 0 | 0 | 0 | 0 | 0 | 0 | 0 | 0 | 0 | 0 | 0 | 0 | 0 | 0 | W | 30-14 |
| 10/14 | at Patriots | S | 5 | 1 | 4 | 0.0 | 0.0 | 0 | 0 | 0 | 0 | 0 | 0 | 0 | 0 | 0 | 0 | 0 | 0 | 0 | 0 | 0 | 0 | 0 | 0 | 0 | L | 40-43 |
| 10/21 | Bengals | S | 3 | 3 | 0 | 0.0 | 0.0 | 0 | 0 | 0 | 0 | 0 | 0 | 0 | 0 | 0 | 0 | 0 | 0 | 0 | 0 | 0 | 0 | 0 | 0 | 0 | W | 45-10 |
| 10/28 | Broncos | S | 2 | 1 | 1 | 0.0 | 0.0 | 0 | 0 | 0 | 0 | 0 | 0 | 0 | 0 | 0 | 0 | 0 | 0 | 0 | 0 | 0 | 0 | 0 | 0 | 0 | W | 30-23 |
| 11/04 | at Browns | S | 3 | 1 | 2 | 0.0 | 0.0 | 0 | 0 | 0 | 0 | 0 | 0 | 0 | 0 | 0 | 0 | 0 | 0 | 0 | 0 | 0 | 0 | 0 | 0 | 0 | W | 37-21 |
| 11/11 | Cardinals | S | 1 | 1 | 0 | 0.0 | 0.0 | 0 | 0 | 0 | 0 | 0 | 0 | 0 | 0 | 0 | 0 | 0 | 0 | 0 | 0 | 0 | 0 | 0 | 0 | 0 | W | 26-14 |
| 11/19 | at Rams | P | 0 | 0 | 0 | 0.0 | 0.0 | 0 | 0 | 0 | 0 | 0 | 0 | 0 | 0 | 0 | 0 | 0 | 0 | 0 | 0 | 0 | 0 | 0 | 0 | 0 | L | 51-54 |
| 12/02 | at Raiders | S | 1 | 0 | 1 | 0.0 | 0.0 | 0 | 0 | 0 | 0 | 0 | 0 | 0 | 0 | 0 | 0 | 0 | 0 | 0 | 0 | 0 | 0 | 0 | 0 | 0 | W | 40-33 |
| 12/09 | Ravens | S | 5 | 3 | 2 | 0.0 | 0.0 | 0 | 0 | 0 | 0 | 0 | 0 | 0 | 0 | 0 | 0 | 0 | 0 | 0 | 0 | 0 | 0 | 0 | 0 | 0 | W | 27-24+ |
| 12/13 | Chargers | S | 3 | 0 | 3 | 0.0 | 0.0 | 0 | 0 | 0 | 0 | 0 | 0 | 0 | 0 | 0 | 0 | 0 | 0 | 0 | 0 | 0 | 0 | 0 | 0 | 0 | L | 28-29 |
| 12/23 | at Seahawks | S | 4 | 2 | 2 | 0.0 | 0.0 | 0 | 0 | 0 | 0 | 0 | 0 | 0 | 0 | 0 | 0 | 0 | 0 | 0 | 0 | 0 | 0 | 0 | 0 | 0 | L | 31-38 |
| 12/30 | Raiders | S | 1 | 0 | 1 | 0.0 | 0.0 | 0 | 0 | 0 | 0 | 0 | 0 | 0 | 0 | 0 | 0 | 0 | 0 | 0 | 0 | 0 | 0 | 0 | 0 | 0 | W | 35-3 |
| 2018 TOTALS | | | 16-11 | 35 | 17 | 18 | 0.0 | 0.0 | 0 | 0 | 0 | 0 | 0 | 0 | 0 | 0 | 0 | 0 | 0 | 0 | 0 | 0 | 0 | 0 | 0 | 12-4 | | |

+ - Overtime



2019 GAME-BY-GAME REGULAR-SEASON STATISTICS (CHIEFS)

| DATE | OPPONENT | P/S | TACKLES | | | | | | | | | INTERCEPTIONS | | | | | O. FUMB | | | | ST | | | | MISC | | W/L | SCORE |
|--------------------|-------------|--------------|-----------|-----------|-----------|------------|------------|----------|----------|----------|----------|---------------|----------|----------|----------|----------|----------|----------|----------|----------|----------|----------|----------|----------|----------|-------------|-------|-------|
| | | | TK | S | A | SK | YDS | TFL | YDS | QBH | NO | YDS | LG | TD | PD | FF | FR | TD | YDS | TK | S | A | FF | FR | S | A | | |
| 09/08 | at Jaguars | S | 3 | 0 | 3 | 0.0 | 0.0 | 0 | 0 | 0 | 0 | 0 | 0 | 0 | 0 | 0 | 0 | 0 | 0 | 0 | 0 | 0 | 0 | 0 | 0 | W | 40-26 | |
| 09/15 | at Raiders | S | 1 | 1 | 0 | 0.0 | 0.0 | 0 | 0 | 0 | 0 | 0 | 0 | 0 | 0 | 0 | 0 | 0 | 0 | 0 | 0 | 0 | 0 | 0 | 0 | W | 28-10 | |
| 09/22 | Ravens | S | 4 | 2 | 2 | 0.0 | 0.0 | 0 | 0 | 0 | 0 | 0 | 0 | 0 | 0 | 0 | 0 | 0 | 0 | 0 | 0 | 0 | 0 | 0 | 0 | W | 33-28 | |
| 09/29 | at Lions | S | 9 | 5 | 4 | 1.0 | 1.0 | 0 | 0 | 0 | 0 | 0 | 0 | 0 | 0 | 1 | 0 | 0 | 0 | 0 | 0 | 0 | 0 | 0 | 0 | W | 34-30 | |
| 10/06 | Colts | S | 6 | 2 | 4 | 0.0 | 0.0 | 0 | 0 | 0 | 0 | 0 | 0 | 0 | 0 | 0 | 0 | 0 | 0 | 0 | 0 | 0 | 0 | 0 | 0 | L | 13-19 | |
| 10/13 | Texans | S | 3 | 1 | 2 | 0.0 | 0.0 | 0 | 0 | 0 | 0 | 0 | 0 | 0 | 0 | 0 | 0 | 0 | 0 | 0 | 0 | 0 | 0 | 0 | 0 | L | 24-31 | |
| 10/17 | at Broncos | S | 2 | 1 | 1 | 0.0 | 0.0 | 1 | 1 | 0 | 0 | 0 | 0 | 0 | 0 | 0 | 0 | 0 | 0 | 0 | 0 | 0 | 0 | 0 | 0 | W | 30-6 | |
| 10/27 | Packers | S | 2 | 0 | 2 | 0.0 | 0.0 | 0 | 0 | 1 | 0 | 0 | 0 | 0 | 0 | 0 | 0 | 0 | 0 | 0 | 0 | 0 | 0 | 0 | 0 | L | 24-31 | |
| 11/03 | Vikings | S | 6 | 2 | 4 | 0.0 | 0.0 | 0 | 0 | 0 | 0 | 0 | 0 | 0 | 0 | 0 | 0 | 0 | 0 | 0 | 0 | 0 | 0 | 0 | 0 | W | 26-23 | |
| 11/10 | at Titans | S | 1 | 1 | 0 | 0.0 | 0.0 | 0 | 0 | 0 | 0 | 0 | 0 | 0 | 0 | 0 | 0 | 0 | 0 | 0 | 0 | 0 | 0 | 0 | 0 | L | 32-35 | |
| 11/18 | at Chargers | S | 1 | 0 | 1 | 0.0 | 0.0 | 0 | 0 | 0 | 1 | 0 | 0 | 0 | 1 | 0 | 0 | 0 | 0 | 0 | 0 | 0 | 0 | 0 | 0 | W | 24-17 | |
| 12/01 | Raiders | S | 3 | 0 | 3 | 0.0 | 0.0 | 0 | 0 | 0 | 0 | 0 | 0 | 0 | 0 | 0 | 0 | 0 | 0 | 0 | 0 | 0 | 0 | 0 | 0 | W | 40-9 | |
| 12/08 | at Patriots | S | 3 | 2 | 1 | 0.0 | 0.0 | 2 | 2 | 0 | 0 | 0 | 0 | 0 | 0 | 0 | 0 | 0 | 0 | 0 | 0 | 0 | 0 | 0 | 0 | W | 23-16 | |
| 12/15 | Broncos | S | 0 | 0 | 0 | 0.0 | 0.0 | 0 | 0 | 0 | 0 | 0 | 0 | 0 | 0 | 0 | 0 | 0 | 0 | 0 | 0 | 0 | 0 | 0 | 0 | W | 23-3 | |
| 12/22 | at Bears | S | 1 | 1 | 0 | 0.0 | 0.0 | 0 | 0 | 0 | 0 | 0 | 0 | 0 | 0 | 0 | 0 | 0 | 0 | 0 | 0 | 0 | 0 | 0 | 0 | W | 26-3 | |
| 12/29 | Chargers | S | 3 | 0 | 3 | 0.0 | 0.0 | 0 | 0 | 0 | 0 | 0 | 0 | 0 | 0 | 0 | 0 | 0 | 0 | 0 | 0 | 0 | 0 | 0 | 0 | W | 31-21 | |
| 2019 TOTALS | | 16-16 | 48 | 18 | 30 | 1.0 | 1.0 | 3 | 3 | 1 | 1 | 0 | 0 | 0 | 1 | 1 | 0 | 0 | 0 | 0 | 0 | 0 | 0 | 0 | 0 | 12-4 | | |

2020 GAME-BY-GAME REGULAR-SEASON STATISTICS (CHIEFS)

| DATE | OPPONENT | P/S | TACKLES | | | | | | | | | INTERCEPTIONS | | | | | O. FUMB | | | | ST | | | | MISC | | W/L | SCORE |
|--------------------|---------------|--------------|-----------|-----------|-----------|------------|------------|----------|----------|----------|----------|---------------|----------|----------|----------|----------|----------|----------|----------|----------|----------|----------|----------|----------|----------|-------------|--------|-------|
| | | | TK | S | A | SK | YDS | TFL | YDS | QBH | NO | YDS | LG | TD | PD | FF | FR | TD | YDS | TK | S | A | FF | FR | S | A | | |
| 09/10 | Texans | S | 1 | 0 | 1 | 0.0 | 0.0 | 0 | 0 | 0 | 0 | 0 | 0 | 0 | 0 | 0 | 0 | 0 | 0 | 0 | 0 | 0 | 0 | 0 | 0 | W | 34-20 | |
| 09/20 | at Chargers | S | 9 | 2 | 7 | 0.0 | 0.0 | 0 | 0 | 0 | 0 | 0 | 0 | 0 | 0 | 0 | 0 | 0 | 0 | 0 | 0 | 0 | 0 | 0 | 0 | W | 23-20+ | |
| 09/28 | at Ravens | S | 1 | 0 | 1 | 0.0 | 0.0 | 0 | 0 | 0 | 0 | 0 | 0 | 0 | 0 | 0 | 0 | 0 | 0 | 0 | 0 | 0 | 0 | 0 | 0 | W | 34-20 | |
| 10/05 | Patriots | S | 4 | 3 | 1 | 0.0 | 0.0 | 0 | 0 | 0 | 0 | 0 | 0 | 0 | 0 | 0 | 0 | 0 | 0 | 0 | 0 | 0 | 0 | 0 | 0 | W | 26-10 | |
| 10/11 | Raiders | S | 5 | 3 | 2 | 0.0 | 0.0 | 0 | 0 | 0 | 0 | 0 | 0 | 0 | 0 | 0 | 0 | 0 | 0 | 0 | 0 | 0 | 0 | 0 | 0 | L | 32-40 | |
| 10/19 | at Bills | S | 4 | 2 | 2 | 0.0 | 0.0 | 0 | 0 | 0 | 0 | 0 | 0 | 0 | 0 | 0 | 0 | 0 | 0 | 0 | 0 | 0 | 0 | 0 | 0 | W | 26-17 | |
| 10/25 | at Broncos | S | 0 | 0 | 0 | 0.0 | 0.0 | 0 | 0 | 0 | 0 | 0 | 0 | 0 | 0 | 0 | 0 | 0 | 0 | 0 | 0 | 0 | 0 | 0 | 0 | W | 43-16 | |
| 11/01 | Jets | S | 1 | 1 | 0 | 0.0 | 0.0 | 0 | 0 | 0 | 0 | 0 | 0 | 0 | 0 | 0 | 0 | 0 | 0 | 0 | 0 | 0 | 0 | 0 | 0 | W | 35-9 | |
| 11/08 | Panthers | S | 5 | 3 | 2 | 0.0 | 0.0 | 0 | 0 | 0 | 0 | 0 | 0 | 0 | 0 | 0 | 0 | 0 | 0 | 0 | 0 | 0 | 0 | 0 | 0 | W | 33-31 | |
| 11/22 | at Raiders | S | 2 | 1 | 1 | 0.0 | 0.0 | 0 | 0 | 0 | 0 | 0 | 0 | 0 | 0 | 0 | 0 | 0 | 0 | 0 | 0 | 0 | 0 | 0 | 0 | W | 35-31 | |
| 11/29 | at Buccaneers | S | 3 | 1 | 2 | 0.0 | 0.0 | 0 | 0 | 0 | 0 | 0 | 0 | 0 | 0 | 0 | 0 | 0 | 0 | 0 | 0 | 0 | 0 | 0 | 0 | W | 27-24 | |
| 12/06 | Broncos | S | 3 | 2 | 1 | 0.0 | 0.0 | 0 | 0 | 0 | 0 | 0 | 0 | 0 | 0 | 0 | 0 | 0 | 0 | 0 | 0 | 0 | 0 | 0 | 0 | W | 22-16 | |
| 12/13 | at Dolphins | S | 4 | 3 | 1 | 0.0 | 0.0 | 0 | 0 | 0 | 0 | 0 | 0 | 0 | 0 | 0 | 0 | 0 | 0 | 0 | 0 | 0 | 0 | 0 | 0 | W | 33-27 | |
| 12/20 | at Saints | S | 3 | 0 | 3 | 0.0 | 0.0 | 0 | 0 | 1 | 0 | 0 | 0 | 0 | 0 | 0 | 0 | 0 | 0 | 0 | 0 | 0 | 0 | 0 | 0 | W | 32-29 | |
| 12/27 | Falcons | S | 2 | 2 | 0 | 0.0 | 0.0 | 0 | 0 | 0 | 0 | 0 | 0 | 0 | 0 | 0 | 0 | 0 | 0 | 0 | 0 | 0 | 0 | 0 | 0 | W | 17-14 | |
| 01/03 | Chargers | | | | | | | | | | | | | | | | | | | | | | | | | L | 21-38 | |
| 2020 TOTALS | | 15-15 | 47 | 23 | 24 | 0.0 | 0.0 | 0 | 0 | 1 | 0 | 0 | 0 | 0 | 0 | 0 | 0 | 0 | 0 | 0 | 0 | 0 | 0 | 0 | 0 | 14-2 | | |

+ - Overtime

2021 GAME-BY-GAME REGULAR-SEASON STATISTICS (CHIEFS)

| DATE | OPPONENT | P/S | TACKLES | | | | | | | | | INTERCEPTIONS | | | | | O. FUMB | | | | ST | | | | MISC | | W/L | SCORE |
|--------------------|------------------|--------------|-----------|-----------|-----------|------------|-------------|----------|-----------|----------|----------|---------------|----------|----------|----------|----------|----------|----------|----------|----------|----------|----------|----------|----------|-------------|---|--------|-------|
| | | | TK | S | A | SK | YDS | TFL | YDS | QBH | NO | YDS | LG | TD | PD | FF | FR | TD | YDS | TK | S | A | FF | FR | S | A | | |
| 09/12 | Browns | P | 1 | 1 | 0 | 0.0 | 0.0 | 0 | 0 | 0 | 0 | 0 | 0 | 0 | 0 | 0 | 0 | 0 | 0 | 0 | 0 | 0 | 0 | 0 | 0 | W | 33-29 | |
| 09/19 | at Ravens | S | 1 | 1 | 0 | 0.0 | 0.0 | 0 | 0 | 0 | 0 | 0 | 0 | 0 | 0 | 0 | 0 | 0 | 0 | 0 | 0 | 0 | 0 | 0 | 0 | L | 35-36 | |
| 09/26 | Chargers | S | 2 | 2 | 0 | 0.0 | 0.0 | 0 | 0 | 0 | 0 | 0 | 0 | 0 | 0 | 0 | 0 | 0 | 0 | 0 | 0 | 0 | 0 | 0 | 0 | L | 24-30 | |
| 10/03 | at Eagles | S | 1 | 1 | 0 | 0.0 | 0.0 | 0 | 0 | 0 | 0 | 0 | 0 | 0 | 0 | 0 | 0 | 0 | 0 | 0 | 0 | 0 | 0 | 0 | 0 | W | 42-30 | |
| 10/10 | Bills | S | 4 | 4 | 0 | 0.0 | 0.0 | 0 | 0 | 0 | 0 | 0 | 0 | 0 | 0 | 0 | 0 | 0 | 0 | 0 | 0 | 0 | 0 | 0 | 0 | L | 20-38 | |
| 10/17 | at Football Team | S | 2 | 1 | 1 | 0.0 | 0.0 | 0 | 0 | 1 | 0 | 0 | 0 | 0 | 0 | 0 | 0 | 0 | 0 | 0 | 0 | 0 | 0 | 0 | 0 | W | 31-13 | |
| 10/24 | at Titans | S | 3 | 2 | 1 | 0.0 | 0.0 | 0 | 0 | 0 | 0 | 0 | 0 | 0 | 0 | 0 | 0 | 0 | 0 | 0 | 0 | 0 | 0 | 0 | 0 | L | 3-27 | |
| 11/01 | Giants | S | 3 | 1 | 2 | 1.0 | 0.0 | 0 | 0 | 1 | 0 | 0 | 0 | 0 | 0 | 0 | 0 | 0 | 0 | 0 | 0 | 0 | 0 | 0 | 0 | W | 20-17 | |
| 11/07 | Packers | P | 2 | 2 | 0 | 0.0 | 0.0 | 0 | 0 | 0 | 0 | 0 | 0 | 0 | 0 | 0 | 0 | 0 | 0 | 0 | 0 | 0 | 0 | 0 | 0 | W | 13-7 | |
| 11/14 | at Raiders | S | 4 | 2 | 2 | 1.0 | 5.0 | 1 | 5 | 1 | 0 | 0 | 0 | 0 | 0 | 0 | 0 | 0 | 0 | 0 | 0 | 0 | 0 | 0 | 0 | W | 41-14 | |
| 11/21 | Cowboys | S | 3 | 2 | 1 | 0.0 | 0.0 | 0 | 0 | 0 | 0 | 0 | 0 | 0 | 0 | 0 | 0 | 0 | 0 | 0 | 0 | 0 | 0 | 0 | 0 | W | 19-9 | |
| 12/05 | Broncos | P | 3 | 0 | 3 | 0.0 | 0.0 | 0 | 0 | 1 | 0 | 0 | 0 | 0 | 0 | 0 | 0 | 0 | 0 | 0 | 0 | 0 | 0 | 0 | 0 | W | 22-9 | |
| 12/12 | Raiders | P | 1 | 0 | 1 | 0.0 | 0.0 | 0 | 0 | 0 | 0 | 0 | 0 | 0 | 0 | 0 | 0 | 0 | 0 | 0 | 0 | 0 | 0 | 0 | 0 | W | 48-9 | |
| 12/16 | at Chargers | S | 2 | 0 | 2 | 0.0 | 0.0 | 0 | 0 | 0 | 0 | 0 | 0 | 0 | 0 | 0 | 0 | 0 | 0 | 0 | 0 | 0 | 0 | 0 | 0 | W | 34-28+ | |
| 12/26 | Steelers | P | 3 | 0 | 3 | 0.0 | 0.0 | 0 | 0 | 0 | 0 | 0 | 0 | 0 | 0 | 0 | 0 | 0 | 0 | 0 | 0 | 0 | 0 | 0 | 0 | W | 36-10 | |
| 01/02 | at Bengals | P | 2 | 1 | 1 | 0.0 | 0.0 | 0 | 0 | 0 | 0 | 0 | 0 | 0 | 0 | 0 | 0 | 0 | 0 | 0 | 0 | 0 | 0 | 0 | 0 | L | 31-34 | |
| 01/08 | at Broncos | P | 1 | 1 | 0 | 1.0 | 5.0 | 1 | 5 | 1 | 0 | 0 | 0 | 0 | 0 | 0 | 0 | 0 | 0 | 0 | 0 | 0 | 0 | 0 | 0 | W | 28-24 | |
| 2021 TOTALS | | 17-10 | 38 | 21 | 17 | 3.0 | 10.0 | 2 | 10 | 5 | 0 | 0 | 0 | 0 | 0 | 0 | 0 | 0 | 0 | 0 | 0 | 0 | 0 | 0 | 12-5 | | | |

+ - Overtime



2022 GAME-BY-GAME REGULAR-SEASON STATISTICS (CHIEFS)

| DATE | OPPONENT | P/S | TACKLES | | | | | | | | | INTERCEPTIONS | | | | | O. FUMB | | | | ST | | | | MISC | | W/L | SCORE |
|--------------------|---------------|--------------|-----------|-----------|-----------|------------|------------|----------|----------|----------|----------|---------------|----------|----------|----------|----------|----------|----------|----------|----------|----------|----------|----------|----------|----------|-------------|--------|-------|
| | | | TK | S | A | SK | YDS | TFL | YDS | QBH | NO | YDS | LG | TD | PD | FF | FR | TD | YDS | TK | S | A | FF | FR | S | A | | |
| 09/11 | at Cardinals | S | 0 | 0 | 0 | 0.0 | 0.0 | 0 | 0 | 0 | 0 | 0 | 0 | 0 | 0 | 0 | 0 | 0 | 0 | 0 | 0 | 0 | 0 | 0 | 0 | W | 44-21 | |
| 09/15 | Chargers | S | 3 | 0 | 3 | 0.0 | 0.0 | 0 | 0 | 0 | 0 | 0 | 0 | 0 | 0 | 0 | 0 | 0 | 0 | 0 | 0 | 0 | 0 | 0 | 0 | W | 27-24 | |
| 09/25 | at Colts | S | 1 | 1 | 0 | 0.0 | 0.0 | 0 | 0 | 0 | 0 | 0 | 0 | 0 | 0 | 0 | 0 | 0 | 0 | 0 | 0 | 0 | 0 | 0 | 0 | L | 17-20 | |
| 10/02 | at Buccaneers | S | 2 | 2 | 0 | 0.0 | 0.0 | 0 | 0 | 0 | 0 | 0 | 0 | 0 | 0 | 0 | 0 | 0 | 0 | 0 | 0 | 0 | 0 | 0 | 0 | W | 41-31 | |
| 10/10 | Raiders | S | 3 | 2 | 1 | 0.0 | 0.0 | 0 | 0 | 0 | 0 | 0 | 0 | 0 | 0 | 0 | 0 | 0 | 0 | 0 | 0 | 0 | 0 | 0 | 0 | W | 30-29 | |
| 10/16 | Bills | S | 2 | 1 | 1 | 0.0 | 0.0 | 0 | 0 | 0 | 0 | 0 | 0 | 0 | 0 | 0 | 0 | 0 | 0 | 0 | 0 | 0 | 0 | 0 | 0 | L | 20-24 | |
| 10/23 | at 49ers | S | 2 | 0 | 2 | 0.0 | 0.0 | 0 | 0 | 0 | 0 | 0 | 0 | 0 | 0 | 0 | 0 | 0 | 0 | 0 | 0 | 0 | 0 | 0 | 0 | W | 44-23 | |
| 11/06 | Titans | S | 2 | 0 | 2 | 0.0 | 0.0 | 0 | 0 | 0 | 0 | 0 | 0 | 0 | 0 | 0 | 0 | 0 | 0 | 0 | 0 | 0 | 0 | 0 | 0 | W | 20-17+ | |
| 11/13 | Jaguars | S | 0 | 0 | 0 | 0.0 | 0.0 | 0 | 0 | 0 | 0 | 0 | 0 | 0 | 0 | 0 | 0 | 0 | 0 | 0 | 0 | 0 | 0 | 0 | 0 | W | 27-17 | |
| 11/20 | at Chargers | S | 0 | 0 | 0 | 0.0 | 0.0 | 0 | 0 | 0 | 0 | 0 | 0 | 0 | 0 | 0 | 0 | 0 | 0 | 0 | 0 | 0 | 0 | 0 | 0 | W | 30-27 | |
| 11/27 | Rams | S | 2 | 0 | 2 | 0.0 | 0.0 | 0 | 0 | 0 | 0 | 0 | 0 | 0 | 0 | 0 | 0 | 0 | 0 | 0 | 0 | 0 | 0 | 0 | 0 | W | 26-10 | |
| 12/04 | at Bengals | S | 1 | 0 | 1 | 0.0 | 0.0 | 0 | 0 | 0 | 0 | 0 | 0 | 0 | 0 | 0 | 0 | 0 | 0 | 0 | 0 | 0 | 0 | 0 | 0 | L | 24-27 | |
| 12/11 | at Broncos | S | 2 | 1 | 1 | 0.0 | 0.0 | 1 | 4 | 0 | 0 | 0 | 0 | 0 | 0 | 0 | 0 | 0 | 0 | 0 | 0 | 0 | 0 | 0 | 0 | W | 34-28 | |
| 12/18 | at Texans | S | 1 | 1 | 0 | 0.0 | 0.0 | 0 | 0 | 0 | 0 | 0 | 0 | 0 | 0 | 0 | 0 | 0 | 0 | 0 | 0 | 0 | 0 | 0 | 0 | W | 30-24+ | |
| 12/24 | Seahawks | S | 3 | 2 | 1 | 0.0 | 0.0 | 0 | 0 | 0 | 0 | 0 | 0 | 0 | 0 | 0 | 0 | 0 | 0 | 0 | 0 | 0 | 0 | 0 | 0 | W | 24-10 | |
| 01/01 | Broncos | S | 1 | 1 | 0 | 0.0 | 0.0 | 0 | 0 | 0 | 0 | 0 | 0 | 0 | 0 | 0 | 0 | 0 | 0 | 0 | 0 | 0 | 0 | 0 | 0 | W | 27-24 | |
| 01/07 | at Raiders | S | 0 | 0 | 0 | 0.0 | 0.0 | 0 | 0 | 0 | 0 | 0 | 0 | 0 | 0 | 0 | 0 | 0 | 0 | 0 | 0 | 0 | 0 | 0 | 0 | W | 31-13 | |
| 2022 TOTALS | | 17-17 | 25 | 11 | 14 | 0.0 | 0.0 | 1 | 4 | 0 | 0 | 0 | 0 | 0 | 0 | 0 | 0 | 0 | 0 | 0 | 0 | 0 | 0 | 0 | 0 | 14-3 | | |

+ - Overtime

2018 GAME-BY-GAME POSTSEASON STATISTICS (CHIEFS)

| DATE | OPPONENT | P/S | TACKLES | | | | | | | | | INTERCEPTIONS | | | | | O. FUMB | | | | ST | | | | MISC | | W/L | SCORE |
|--------------------|----------|------------|----------|----------|----------|------------|------------|----------|----------|----------|----------|---------------|----------|----------|----------|----------|----------|----------|----------|----------|----------|----------|----------|----------|----------|------------|--------|-------|
| | | | TK | S | A | SK | YDS | TFL | YDS | QBH | NO | YDS | LG | TD | PD | FF | FR | TD | YDS | TK | S | A | FF | FR | S | A | | |
| 01/12 | Colts | S | 2 | 1 | 1 | 0.0 | 0.0 | 1 | 6 | 0 | 0 | 0 | 0 | 0 | 0 | 0 | 0 | 0 | 0 | 0 | 0 | 0 | 0 | 0 | 0 | W | 31-13 | |
| 01/20 | Patriots | S | 6 | 0 | 6 | 0.0 | 0.0 | 0 | 0 | 1 | 0 | 0 | 0 | 0 | 0 | 0 | 0 | 0 | 0 | 0 | 0 | 0 | 0 | 0 | 0 | L | 31-37+ | |
| 2018 TOTALS | | 2-2 | 8 | 1 | 7 | 0.0 | 0.0 | 1 | 6 | 1 | 0 | 0 | 0 | 0 | 0 | 0 | 0 | 0 | 0 | 0 | 0 | 0 | 0 | 0 | 0 | 1-1 | | |

+ - Overtime

2019 GAME-BY-GAME POSTSEASON STATISTICS (CHIEFS)

| DATE | OPPONENT | P/S | TACKLES | | | | | | | | | INTERCEPTIONS | | | | | O. FUMB | | | | ST | | | | MISC | | W/L | SCORE |
|--------------------|----------|------------|----------|----------|----------|------------|------------|----------|----------|----------|----------|---------------|----------|----------|----------|----------|----------|----------|----------|----------|----------|----------|----------|----------|----------|------------|-------|-------|
| | | | TK | S | A | SK | YDS | TFL | YDS | QBH | NO | YDS | LG | TD | PD | FF | FR | TD | YDS | TK | S | A | FF | FR | S | A | | |
| 01/12 | Texans | S | 2 | 1 | 1 | 0.0 | 0.0 | 0 | 0 | 0 | 0 | 0 | 0 | 0 | 0 | 0 | 0 | 0 | 0 | 0 | 0 | 0 | 0 | 0 | 0 | W | 51-31 | |
| 01/19 | Titans | S | 1 | 0 | 1 | 0.0 | 0.0 | 0 | 0 | 0 | 0 | 0 | 0 | 0 | 0 | 0 | 0 | 0 | 0 | 0 | 0 | 0 | 0 | 0 | 0 | W | 35-24 | |
| 02/02 | 49ers | S | 4 | 3 | 1 | 0.0 | 0.0 | 1 | 1 | 0 | 0 | 0 | 0 | 0 | 0 | 0 | 0 | 0 | 0 | 0 | 0 | 0 | 0 | 0 | 0 | W | 31-20 | |
| 2019 TOTALS | | 3-3 | 7 | 4 | 3 | 0.0 | 0.0 | 1 | 1 | 0 | 0 | 0 | 0 | 0 | 0 | 0 | 0 | 0 | 0 | 0 | 0 | 0 | 0 | 0 | 0 | 3-0 | | |

2020 GAME-BY-GAME POSTSEASON STATISTICS (CHIEFS)

| DATE | OPPONENT | P/S | TACKLES | | | | | | | | | INTERCEPTIONS | | | | | O. FUMB | | | | ST | | | | MISC | | W/L | SCORE |
|--------------------|---------------|------------|-----------|----------|----------|------------|------------|----------|----------|----------|----------|---------------|----------|----------|----------|----------|----------|----------|----------|----------|----------|----------|----------|----------|----------|------------|-------|-------|
| | | | TK | S | A | SK | YDS | TFL | YDS | QBH | NO | YDS | LG | TD | PD | FF | FR | TD | YDS | TK | S | A | FF | FR | S | A | | |
| 01/17 | Browns | S | 2 | 2 | 0 | 0.0 | 0.0 | 0 | 0 | 0 | 0 | 0 | 0 | 0 | 0 | 0 | 0 | 0 | 0 | 0 | 0 | 0 | 0 | 0 | 0 | W | 22-17 | |
| 01/24 | Bills | S | 4 | 0 | 4 | 0.0 | 0.0 | 0 | 0 | 0 | 0 | 0 | 0 | 0 | 0 | 0 | 0 | 0 | 0 | 0 | 0 | 0 | 0 | 0 | 0 | W | 38-24 | |
| 02/07 | at Buccaneers | S | 5 | 1 | 4 | 0.0 | 0.0 | 0 | 0 | 0 | 0 | 0 | 0 | 0 | 0 | 0 | 0 | 0 | 0 | 0 | 0 | 0 | 0 | 0 | 0 | L | 9-31 | |
| 2020 TOTALS | | 3-3 | 11 | 3 | 8 | 0.0 | 0.0 | 0 | 0 | 0 | 0 | 0 | 0 | 0 | 0 | 0 | 0 | 0 | 0 | 0 | 0 | 0 | 0 | 0 | 0 | 2-1 | | |

2021 GAME-BY-GAME POSTSEASON STATISTICS (CHIEFS)

| DATE | OPPONENT | P/S | TACKLES | | | | | | | | | INTERCEPTIONS | | | | | O. FUMB | | | | ST | | | | MISC | | W/L | SCORE |
|--------------------|----------|------------|----------|----------|----------|------------|------------|----------|----------|----------|----------|---------------|----------|----------|----------|----------|----------|----------|----------|----------|----------|----------|----------|----------|----------|------------|--------|-------|
| | | | TK | S | A | SK | YDS | TFL | YDS | QBH | NO | YDS | LG | TD | PD | FF | FR | TD | YDS | TK | S | A | FF | FR | S | A | | |
| 01/16 | Steelers | P | 3 | 2 | 1 | 0.0 | 0.0 | 0 | 0 | 0 | 0 | 0 | 0 | 0 | 0 | 0 | 0 | 0 | 0 | 0 | 0 | 0 | 0 | 0 | 0 | W | 42-21 | |
| 01/23 | Bills | P | 0 | 0 | 0 | 0.0 | 0.0 | 0 | 0 | 0 | 0 | 0 | 0 | 0 | 0 | 0 | 0 | 0 | 0 | 0 | 0 | 0 | 0 | 0 | 0 | W | 42-36+ | |
| 01/30 | Bengals | P | 1 | 0 | 1 | 0.0 | 0.0 | 0 | 0 | 1 | 0 | 0 | 0 | 0 | 0 | 0 | 0 | 0 | 0 | 0 | 0 | 0 | 0 | 0 | 0 | L | 24-27+ | |
| 2021 TOTALS | | 3-0 | 4 | 2 | 2 | 0.0 | 0.0 | 0 | 0 | 1 | 0 | 0 | 0 | 0 | 0 | 0 | 0 | 0 | 0 | 0 | 0 | 0 | 0 | 0 | 0 | 2-1 | | |

+ - Overtime

2022 GAME-BY-GAME POSTSEASON STATISTICS (CHIEFS)

| DATE | OPPONENT | P/S | TACKLES | | | | | | | | | INTERCEPTIONS | | | | | O. FUMB | | | | ST | | | | MISC | | W/L | SCORE |
|--------------------|-----------|------------|----------|----------|----------|------------|------------|----------|----------|----------|----------|---------------|----------|----------|----------|----------|----------|----------|----------|----------|----------|----------|----------|----------|----------|------------|-------|-------|
| | | | TK | S | A | SK | YDS | TFL | YDS | QBH | NO | YDS | LG | TD | PD | FF | FR | TD | YDS | TK | S | A | FF | FR | S | A | | |
| 01/21 | Jaguars | S | 2 | 1 | 1 | 1.0 | 8.0 | 1 | 8 | 1 | 0 | 0 | 0 | 0 | 0 | 0 | 0 | 0 | 0 | 0 | 0 | 0 | 0 | 0 | 0 | W | 27-20 | |
| 01/29 | Bengals | S | 1 | 0 | 1 | 0.0 | 0.0 | 0 | 0 | 0 | 0 | 0 | 0 | 0 | 0 | 0 | 0 | 0 | 0 | 0 | 0 | 0 | 0 | 0 | 0 | W | 23-20 | |
| 02/12 | at Eagles | S | 0 | 0 | 0 | 0.0 | 0.0 | 0 | 0 | 0 | 0 | 0 | 0 | 0 | 0 | 0 | 0 | 0 | 0 | 0 | 0 | 0 | 0 | 0 | 0 | W | 38-35 | |
| 2022 TOTALS | | 3-3 | 3 | 1 | 2 | 1.0 | 8.0 | 1 | 8 | 1 | 0 | 0 | 0 | 0 | 0 | 0 | 0 | 0 | 0 | 0 | 0 | 0 | 0 | 0 | 0 | 3-0 | | |





ISAIAH NORMAN

SAFETY #46
MARSHALL

ROOKIE

HEIGHT: 6'0"
WEIGHT: 206 LBS
DRAFTED: CFA-23
BIRTHDAY: 7/14/98



- 📺 Rookie safety enters his first season with the Chiefs in 2023.
- 📺 Originally entered the NFL as an undrafted free agent with the Kansas City Chiefs in 2023.

Transactions:

Originally entered the NFL as an undrafted free agent with the Kansas City Chiefs in 2023.

COLLEGE

Played his senior season at Marshall (2022) ...Played in 42 games for the Governors totaling 137 tackles, 13 passes defended, 5.5 tackles for loss, two interceptions, a forced fumble and a fumble recovery ... Played 46 games at Austin Peay (2017-21) ... Recorded 148 tackles, 6.0 tackles for loss (-17.0 yds), three interceptions returned for a combined 34 yards and one touchdown, 15 passes defended, one forced fumble and one fumble recovery ... Received the following awards and honors: Dean's List (Spring 2021) and Athletic Director's Honor Roll (Spring 2020, Fall 2021).

PERSONAL

- 📺 Letter winner at Cordova High School.
- 📺 Named to the Tennessee Class 6A All-Region Team.
- 📺 Recorded 80 tackles and averaged 5.7 tackles a game his senior year.
- 📺 Competed in track and field.
- 📺 Ranked a two-star prospect from 247sports.com.
- 📺 Ranked the No. 84 prospect in the state of Tennessee.
- 📺 Son of Vivian and Joseph Norman.
- 📺 Has one sibling, Eboni.
- 📺 Earned a bachelor's degree in sports broadcasting in May 2021.
- 📺 Was pursuing a master's degree in media management at Austin Peay.



CHRIS OLADOKUN

QUARTERBACK #6
SOUTH DAKOTA STATE



1ST YEAR IN THE NFL

1ST YEAR WITH THE CHIEFS

HEIGHT: 6'2"
WEIGHT: 195 LBS
DRAFTED: FA-22
BIRTHDAY: 9/3/97

First-year quarterback enters his first season with the Chiefs in 2023, after spending last season on the club's practice squad.

Originally entered the NFL as a seventh-round pick (241st overall) by the Pittsburgh Steelers in the 2022 NFL Draft.

Transactions:

Signed with Kansas City (2/15/23) ... Signed with Kansas City's practice squad (8/31/22) ... Released by Pittsburgh (8/30/22) ... Originally entered the NFL as a seventh-round pick (241st overall) by the Pittsburgh Steelers in the 2022 NFL Draft.

COLLEGE

Played in 15 games (15 starts) for South Dakota State ... Completed 62.3-percent of his passes (238-of-382) for 3,164 yards and 25 TDs ... Registered QB efficiency rating of 149.8 ... Guided the Jackrabbits to the FCS national semifinals ... Played in seven games (one start) at Samford in the 2020 season ... Completed 66.1-percent of his passes (37-of-56) for 221 yards and one TD (Samford, 2020) ... Registered QB efficiency rating of 98.0 (Samford, 2020) ... Saw action in all 12 games, including eight starts at quarterback at Samford in 2019 ... Completed 169-of-272 passes for 2,058 yards and 18 TDs (Samford, 2019) ... Rushed 127 times for 491 yards and eight TDs (Samford, 2019) ... Named the SoCon Offensive Player of the Month for September, and the Offensive Player of the Week three times (Samford, 2019) ... Threw for 428 yards and six TDs, and rushed for another TD, tying the school record for both TD passes and TDs responsible for in a game at Tennessee Tech (Samford, 2019) ... Passed for 250 yards and three TDs, and rushed for 95 yards and a score against Alabama A&M (Samford, 2019) ... Threw for 294 yards and three TDs at VMI ... passed for 270 yards and a TD at Mercer (Samford, 2019) ... Appeared in six games, including two starts while attending University of South Florida (USF, 2018) ... Completed 22-of-44 passes for 285 yards and three touchdowns (USF, 2018).

PERSONAL

Prepped at Sickles High School in Tampa, where he threw for 1,390 yards and 15 touchdowns with only three interceptions in nine games as a senior.

Totaled 57 touchdown passes and 11 interceptions in his prep career.

Transferred to Sickles before his senior year after throwing for 3,646 yards and 32 touchdowns in two seasons at Alonzo High School.

Selected to play in the Blue-Grey Football All-American Bowl as a senior.

Dual-threat quarterback rated as a three-star recruit by Scout, 247Sports and Rivals.

CHRIS OLADOKUN'S NFL REGULAR SEASON PASSING STATISTICS

| DATE | TEAM | GP | GS | ATT. | CMP. | PCT. | YDS | AVG. | TD | INT. | LG | SK | LST | RATE |
|---------------|--------|----------|----------|----------|----------|------------|----------|------------|----------|----------|----------|----------|----------|------------|
| 2022 | Chiefs | 0 | 0 | 0 | 0 | 0.0 | 0 | 0.0 | 0 | 0 | 0 | 0 | 0 | 0.0 |
| TOTALS | | 0 | 0 | 0 | 0 | 0.0 | 0 | 0.0 | 0 | 0 | 0 | 0 | 0 | 0.0 |

CHRIS OLADOKUN'S NFL POSTSEASON PASSING STATISTICS

| DATE | TEAM | GP | GS | ATT. | CMP. | PCT. | YDS | AVG. | TD | INT. | LG | SK | LST | RATE |
|---------------|--------|----------|----------|----------|----------|------------|----------|------------|----------|----------|----------|----------|----------|------------|
| 2022 | Chiefs | 0 | 0 | 0 | 0 | 0.0 | 0 | 0.0 | 0 | 0 | 0 | 0 | 0 | 0.0 |
| TOTALS | | 0 | 0 | 0 | 0 | 0.0 | 0 | 0.0 | 0 | 0 | 0 | 0 | 0 | 0.0 |

CHRIS OLADOKUN'S NFL REGULAR SEASON RUSHING STATISTICS

| DATE | TEAM | NO. | YDS. | AVG. | LG | TD |
|---------------|--------|----------|----------|------------|----------|----------|
| 2022 | Chiefs | 0 | 0 | 0.0 | 0 | 0 |
| TOTALS | | 0 | 0 | 0.0 | 0 | 0 |



CHRIS OLADOKUN'S NFL POSTSEASON RUSHING STATISTICS

| DATE | TEAM | NO. | YDS. | AVG. | LG | TD |
|---------------|--------|----------|----------|------------|----------|----------|
| 2022 | Chiefs | 0 | 0 | 0.0 | 0 | 0 |
| TOTALS | | 0 | 0 | 0.0 | 0 | 0 |

CHRIS OLADOKUN'S NFL REGULAR SEASON PASSING/RUSHING STATISTICS

| DATE | TEAM | GP | GS | PASSING | | | | | | | | | | | RUSHING | | | | |
|---------------|--------|----------|----------|----------|----------|------------|----------|------------|----------|----------|----------|----------|----------|------------|----------|----------|------------|----------|----------|
| | | | | ATT. | CMP. | PCT. | YDS | AVG. | TD | INT. | LG | SK | LST | RATE | NO. | YDS. | AVG. | LG | TD |
| 2022 | Chiefs | 0 | 0 | 0 | 0 | 0.0 | 0 | 0.0 | 0 | 0 | 0 | 0 | 0 | 0.0 | 0 | 0 | 0.0 | 0 | 0 |
| TOTALS | | 0 | 0 | 0 | 0 | 0.0 | 0 | 0.0 | 0 | 0 | 0 | 0 | 0 | 0.0 | 0 | 0 | 0.0 | 0 | 0 |

CHRIS OLADOKUN'S NFL POSTSEASON PASSING/RUSHING STATISTICS

| DATE | TEAM | GP | GS | PASSING | | | | | | | | | | | RUSHING | | | | |
|---------------|--------|----------|----------|----------|----------|------------|----------|------------|----------|----------|----------|----------|----------|------------|----------|----------|------------|----------|----------|
| | | | | ATT. | CMP. | PCT. | YDS | AVG. | TD | INT. | LG | SK | LST | RATE | NO. | YDS. | AVG. | LG | TD |
| 2022 | Chiefs | 0 | 0 | 0 | 0 | 0.0 | 0 | 0.0 | 0 | 0 | 0 | 0 | 0 | 0.0 | 0 | 0 | 0.0 | 0 | 0 |
| TOTALS | | 0 | 0 | 0 | 0 | 0.0 | 0 | 0.0 | 0 | 0 | 0 | 0 | 0 | 0.0 | 0 | 0 | 0.0 | 0 | 0 |

2022 GAME-BY-GAME REGULAR-SEASON STATISTICS (CHIEFS)

| DATE | OPPONENT | P/S | PASSING | | | | | | | | | | | RUSHING | | | | W/L | SCORE | | |
|--------------------|---------------|------------|----------|----------|----------|------------|------------|------------|----------|----------|----------|----------|------------|------------|----------|----------|----------|----------|----------|-------------|--------|
| | | | ATT | CMP | YDS | PCT | Y/A | Y/C | TD | INT | LG | SK/YD | RATE | ATT | YDS | LG | TD | | | | |
| 09/11 | at Cardinals | | | | | | | | | | | | | | | | | | | W | 44-21 |
| 09/15 | Chargers | | | | | | | | | | | | | | | | | | | W | 27-24 |
| 09/25 | at Colts | | | | | | | | | | | | | | | | | | | L | 17-20 |
| 10/02 | at Buccaneers | | | | | | | | | | | | | | | | | | | W | 41-31 |
| 10/10 | Raiders | | | | | | | | | | | | | | | | | | | W | 30-29 |
| 10/16 | Bills | | | | | | | | | | | | | | | | | | | L | 20-24 |
| 10/23 | at 49ers | | | | | | | | | | | | | | | | | | | W | 44-23 |
| 11/06 | Titans | | | | | | | | | | | | | | | | | | | W | 20-17+ |
| 11/13 | Jaguars | | | | | | | | | | | | | | | | | | | W | 27-17 |
| 11/20 | at Chargers | | | | | | | | | | | | | | | | | | | W | 30-27 |
| 11/27 | Rams | | | | | | | | | | | | | | | | | | | W | 26-10 |
| 12/04 | at Bengals | | | | | | | | | | | | | | | | | | | L | 24-27 |
| 12/11 | at Broncos | | | | | | | | | | | | | | | | | | | W | 34-28 |
| 12/18 | at Texans | | | | | | | | | | | | | | | | | | | W | 30-24+ |
| 12/24 | Seahawks | | | | | | | | | | | | | | | | | | | W | 24-10 |
| 01/01 | Broncos | | | | | | | | | | | | | | | | | | | W | 27-24 |
| 01/07 | at Raiders | | | | | | | | | | | | | | | | | | | W | 31-13 |
| 2022 TOTALS | | 0-0 | 0 | 0 | 0 | 0.0 | 0.0 | 0.0 | 0 | 0 | 0 | 0 | 0/0 | 0.0 | 0 | 0 | 0 | 0 | 0 | 14-3 | |

+ - Overtime

2022 GAME-BY-GAME POSTSEASON STATISTICS (CHIEFS)

| DATE | OPPONENT | P/S | PASSING | | | | | | | | | | | RUSHING | | | | W/L | SCORE | | |
|--------------------|-----------|------------|----------|----------|----------|------------|------------|------------|----------|----------|----------|----------|------------|------------|----------|----------|----------|----------|----------|------------|-------|
| | | | ATT | CMP | YDS | PCT | Y/A | Y/C | TD | INT | LG | SK/YD | RATE | ATT | YDS | LG | TD | | | | |
| 01/21 | Jaguars | | | | | | | | | | | | | | | | | | | W | 27-20 |
| 01/29 | Bengals | | | | | | | | | | | | | | | | | | | W | 23-20 |
| 02/12 | at Eagles | | | | | | | | | | | | | | | | | | | W | 38-35 |
| 2022 TOTALS | | 0-0 | 0 | 0 | 0 | 0.0 | 0.0 | 0.0 | 0 | 0 | 0 | 0 | 0/0 | 0.0 | 0 | 0 | 0 | 0 | 0 | 3-0 | |





CHARLES OMENIHU

DEFENSIVE END #90
TEXAS



5TH YEAR IN THE NFL

1ST YEAR WITH THE CHIEFS

HEIGHT: 6'5"
WEIGHT: 280 LBS
DRAFTED: FA-23
BIRTHDAY: 8/20/97

- ▶ Fifth-year defensive end enters his first season with the Chiefs in 2023.
- ▶ Traded to San Francisco from Houston in exchange for a 2023 sixth-round pick.
- ▶ Originally entered the NFL as a fifth-round pick (161st overall) by the Houston Texans in the 2019 NFL Draft.

Transactions:

Signed with Kansas City (3/16/23) ... Traded to San Francisco from Houston (11/2/21) ... Originally entered the NFL as a fifth-round pick (161st overall) by the Houston Texans in the 2019 NFL Draft.

COLLEGE

A four-year defensive end who played in 51 career games with 33 starts at Texas ... Totaled 99 tackles (68 solo) with 29.5 tackles for loss and 17.0 sacks ... Had 12 quarterback hurries, three forced fumbles and one fumble recovery ... Chosen to compete in the 2015 Semper Fidelis All-American Bowl ... Rated the No. 15 weakside DE in the nation by Rivals ... Member of the Big 12 Commissioner's Honor Roll (fall 2016) ... Named third team preseason All-Big 12 by Athlon Sports ... Big 12 Defensive Lineman of the Year in 2018 ... Also named first team All-Big 12 ... Played in the Senior Bowl after his senior season.

PERSONAL

- ▶ Born in Houston, Texas.
- ▶ Parents Regina and Sunday Omenihu.
- ▶ Has one sister, Augustina.
- ▶ A member of the B honor roll all four years of high school.
- ▶ Enjoys listening to music.
- ▶ Majored in sport management.

CHARLES OMENIHU'S NFL REGULAR SEASON DEFENSIVE STATISTICS

| DATE | TEAM | GP | GS | TACKLES | | | | | | | INTERCEPTIONS | | | | | O. FUMB | | | | ST | | | | MISC | | | | | | |
|-------------------|--------------|----------------------------------------------------|-----------|-----------|-----------|-----------|-----------|-----------|-------------|--------------|---------------|----------|----------|----------|----------|----------|----------|----------|----------|----------|----------|----------|----------|----------|----------|----------|----------|----------|----------|----------|
| | | | | TK | S | A | TFL | YDS | SK | YDS | QBH | NO | YDS | LG | TD | PD | FF | FR | TD | YDS | TK | S | A | FF | FR | S | A | | | |
| 2019 | Texans | 14 | 0 | 13 | 8 | 5 | 2 | 11 | 3.0 | 34.0 | 5 | 0 | 0 | 0 | 0 | 2 | 2 | 0 | 0 | 0 | 0 | 0 | 0 | 0 | 0 | 0 | 0 | 0 | 0 | 0 |
| 2020 | Texans | 15 | 5 | 17 | 11 | 6 | 5 | 37 | 4.0 | 35.0 | 16 | 0 | 0 | 0 | 0 | 2 | 0 | 0 | 0 | 0 | 0 | 0 | 0 | 0 | 0 | 0 | 0 | 0 | 0 | 0 |
| 2021 | Texans | 7 | 2 | 11 | 8 | 3 | 1 | 1 | 0.0 | 0.0 | 3 | 0 | 0 | 0 | 0 | 0 | 0 | 0 | 0 | 0 | 0 | 0 | 0 | 0 | 0 | 0 | 0 | 0 | 0 | 0 |
| | | Went from Houston to San Francisco . | | | | | | | | | | | | | | | | | | | | | | | | | | | | |
| 2021 | 49ers | 1 | 0 | 6 | 6 | 0 | 0 | 0 | 0.0 | 0.0 | 1 | 0 | 0 | 0 | 0 | 1 | 0 | 0 | 0 | 0 | 0 | 0 | 0 | 0 | 0 | 0 | 0 | 0 | 0 | 0 |
| 2021 | TOTAL | 8 | 2 | 17 | 14 | 3 | 1 | 1 | 0.0 | 0.0 | 4 | 0 | 0 | 0 | 0 | 1 | 0 | 0 | 0 | 0 | 0 | 0 | 0 | 0 | 0 | 0 | 0 | 0 | 0 | 0 |
| 2022 | 49ers | 17 | 3 | 20 | 7 | 13 | 3 | 25 | 4.5 | 36.0 | 16 | 0 | 0 | 0 | 0 | 1 | 1 | 0 | 0 | 0 | 0 | 0 | 0 | 0 | 0 | 0 | 0 | 0 | 0 | 0 |
| NFL TOTALS | | 54 | 10 | 67 | 40 | 27 | 11 | 74 | 11.5 | 105.0 | 41 | 0 | 0 | 0 | 0 | 6 | 3 | 0 | 0 | 0 | 0 | 0 | 0 | 0 | 0 | 0 | 0 | 0 | 0 | 0 |

CHARLES OMENIHU'S NFL POSTSEASON DEFENSIVE STATISTICS

| DATE | TEAM | GP | GS | TACKLES | | | | | | | INTERCEPTIONS | | | | | O. FUMB | | | | ST | | | | MISC | | | | | | |
|-------------------|--------|----------|----------|-----------|----------|----------|----------|----------|------------|-------------|---------------|----------|----------|----------|----------|----------|----------|----------|----------|----------|----------|----------|----------|----------|----------|----------|----------|----------|----------|----------|
| | | | | TK | S | A | TFL | YDS | SK | YDS | QBH | NO | YDS | LG | TD | PD | FF | FR | TD | YDS | TK | S | A | FF | FR | S | A | | | |
| 2019 | Texans | 2 | 0 | 1 | 0 | 1 | 0 | 0 | 0.0 | 0.0 | 1 | 0 | 0 | 0 | 0 | 0 | 0 | 0 | 0 | 0 | 0 | 0 | 0 | 0 | 0 | 0 | 0 | 0 | 0 | 0 |
| 2021 | 49ers | 3 | 0 | 4 | 2 | 1 | 1 | 0 | 1.5 | 10.5 | 4 | 0 | 0 | 0 | 0 | 1 | 0 | 0 | 0 | 0 | 0 | 0 | 0 | 0 | 0 | 0 | 0 | 0 | 0 | 0 |
| 2022 | 49ers | 3 | 0 | 5 | 4 | 1 | 1 | 4 | 2.0 | 15.0 | 3 | 0 | 0 | 0 | 0 | 1 | 0 | 0 | 0 | 0 | 0 | 0 | 0 | 0 | 0 | 0 | 0 | 0 | 0 | 0 |
| NFL TOTALS | | 8 | 0 | 10 | 6 | 4 | 2 | 4 | 3.5 | 25.5 | 8 | 0 | 0 | 0 | 0 | 2 | 0 | 0 | 0 | 0 | 0 | 0 | 0 | 0 | 0 | 0 | 0 | 0 | 0 | 0 |



2021 GAME-BY-GAME REGULAR-SEASON STATISTICS (TEXANS/49ERS)

| DATE | OPPONENT | P/S | TACKLES | | | | | | | INTERCEPTIONS | | | | | O. FUMB | | | | ST | | | | MISC | | W/L | SCORE | | |
|--------------------|--------------|------------|-------------------------------------------|----------|----------|------------|------------|----------|----------|---------------|----------|----------|----------|----------|----------|----------|----------|----------|----------|----------|----------|----------|----------|----------|----------|-------------|-------|-------|
| | | | TK | S | A | SK | YDS | TFL | YDS | QBH | NO | YDS | LG | TD | PD | FF | FR | TD | YDS | TK | S | A | FF | FR | | | S | A |
| 09/12 | Jaguars | S | 2 | 1 | 1 | 0.0 | 0.0 | 0 | 0 | 1 | 0 | 0 | 0 | 0 | 0 | 0 | 0 | 0 | 0 | 0 | 0 | 0 | 0 | 0 | 0 | 0 | W | 37-21 |
| 09/19 | at Browns | S | 4 | 3 | 1 | 0.0 | 0.0 | 0 | 0 | 0 | 0 | 0 | 0 | 0 | 0 | 0 | 0 | 0 | 0 | 0 | 0 | 0 | 0 | 0 | 0 | L | 21-31 | |
| 09/23 | Panthers | P | 2 | 1 | 1 | 0.0 | 0.0 | 0 | 0 | 1 | 0 | 0 | 0 | 0 | 0 | 0 | 0 | 0 | 0 | 0 | 0 | 0 | 0 | 0 | 0 | L | 9-24 | |
| 10/03 | at Bills | P | 1 | 1 | 0 | 0.0 | 0.0 | 0 | 0 | 1 | 0 | 0 | 0 | 0 | 0 | 0 | 0 | 0 | 0 | 0 | 0 | 0 | 0 | 0 | 0 | L | 0-40 | |
| 10/10 | Patriots | | INACTIVE | | | | | | | | | | | | | | | | | | | L | 22-25 | | | | | |
| 10/17 | at Colts | | INACTIVE | | | | | | | | | | | | | | | | | | | L | 3-31 | | | | | |
| 10/24 | at Cardinals | P | 1 | 1 | 0 | 0.0 | 0.0 | 1 | 1 | 0 | 0 | 0 | 0 | 0 | 0 | 0 | 0 | 0 | 0 | 0 | 0 | 0 | 0 | 0 | 0 | L | 5-31 | |
| 10/31 | Rams | P | 1 | 1 | 0 | 0.0 | 0.0 | 0 | 0 | 0 | 0 | 0 | 0 | 0 | 0 | 0 | 0 | 0 | 0 | 0 | 0 | 0 | 0 | 0 | 0 | L | 22-38 | |
| 11/07 | at Dolphins | | NOT ON ROSTER | | | | | | | | | | | | | | | | | | | L | 9-17 | | | | | |
| 11/15 | Rams | P | 0 | 0 | 0 | 0.0 | 0.0 | 0 | 0 | 0 | 0 | 0 | 0 | 0 | 0 | 0 | 0 | 0 | 0 | 0 | 0 | 0 | 0 | 0 | 0 | W | 31-10 | |
| 11/21 | at Titans | | Went from Texans to 49ers . | | | | | | | | | | | | | | | | | | | W | 22-13 | | | | | |
| 11/28 | Jets | | Went from 49ers to Texans . | | | | | | | | | | | | | | | | | | | L | 14-21 | | | | | |
| 12/05 | Colts | | NOT ON ROSTER | | | | | | | | | | | | | | | | | | | L | 0-31 | | | | | |
| 12/12 | Seahawks | | NOT ON ROSTER | | | | | | | | | | | | | | | | | | | L | 13-33 | | | | | |
| 12/19 | at Jaguars | | NOT ON ROSTER | | | | | | | | | | | | | | | | | | | W | 30-16 | | | | | |
| 12/26 | Chargers | | NOT ON ROSTER | | | | | | | | | | | | | | | | | | | W | 41-29 | | | | | |
| 01/02 | at 49ers | P | 1 | 1 | 0 | 0.0 | 0.0 | 0 | 0 | 0 | 0 | 0 | 0 | 0 | 0 | 0 | 0 | 0 | 0 | 0 | 0 | 0 | 0 | 0 | L | 7-23 | | |
| 01/09 | Titans | | NOT ON ROSTER | | | | | | | | | | | | | | | | | | | L | 25-28 | | | | | |
| 2021 TOTALS | | 8-2 | 12 | 9 | 3 | 0.0 | 0.0 | 1 | 1 | 3 | 0 | 0 | 0 | 0 | 0 | 0 | 0 | 0 | 0 | 0 | 0 | 0 | 0 | 0 | 0 | 5-13 | | |

2022 GAME-BY-GAME REGULAR-SEASON STATISTICS (49ERS)

| DATE | OPPONENT | P/S | TACKLES | | | | | | | INTERCEPTIONS | | | | | O. FUMB | | | | ST | | | | MISC | | W/L | SCORE | |
|--------------------|--------------|-------------|-----------|----------|-----------|------------|-------------|----------|-----------|---------------|----------|----------|----------|----------|----------|----------|----------|----------|----------|----------|----------|----------|----------|----------|----------|-------------|--------|
| | | | TK | S | A | SK | YDS | TFL | YDS | QBH | NO | YDS | LG | TD | PD | FF | FR | TD | YDS | TK | S | A | FF | FR | | | S |
| 09/11 | at Bears | P | 0 | 0 | 0 | 0.0 | 0.0 | 0 | 0 | 0 | 0 | 0 | 0 | 0 | 0 | 0 | 0 | 0 | 0 | 0 | 0 | 0 | 0 | 0 | 0 | L | 10-19 |
| 09/18 | Seahawks | P | 1 | 0 | 1 | 0.0 | 0.0 | 0 | 0 | 2 | 0 | 0 | 0 | 0 | 0 | 0 | 0 | 0 | 0 | 0 | 0 | 0 | 0 | 0 | 0 | W | 27-7 |
| 09/25 | at Broncos | P | 3 | 1 | 2 | 0.0 | 0.0 | 0 | 0 | 0 | 0 | 0 | 0 | 0 | 0 | 0 | 0 | 0 | 0 | 0 | 0 | 0 | 0 | 0 | 0 | L | 10-11 |
| 10/03 | Rams | P | 2 | 1 | 1 | 1.0 | 11.0 | 1 | 11 | 2 | 0 | 0 | 0 | 0 | 0 | 0 | 0 | 0 | 0 | 0 | 0 | 0 | 0 | 0 | 0 | W | 24-9 |
| 10/09 | at Panthers | P | 1 | 1 | 0 | 1.0 | 6.0 | 1 | 6 | 2 | 0 | 0 | 0 | 0 | 0 | 0 | 0 | 0 | 0 | 0 | 0 | 0 | 0 | 0 | 0 | W | 37-15 |
| 10/16 | at Falcons | S | 4 | 2 | 2 | 1.0 | 8.0 | 1 | 8 | 1 | 0 | 0 | 0 | 0 | 0 | 0 | 0 | 0 | 0 | 0 | 0 | 0 | 0 | 0 | 0 | L | 14-28 |
| 10/23 | Chiefs | P | 0 | 0 | 0 | 0.0 | 0.0 | 0 | 0 | 0 | 0 | 0 | 0 | 0 | 0 | 0 | 0 | 0 | 0 | 0 | 0 | 0 | 0 | 0 | 0 | L | 23-44 |
| 10/30 | at Rams | P | 2 | 0 | 2 | 0.0 | 0.0 | 0 | 0 | 1 | 0 | 0 | 0 | 0 | 0 | 0 | 0 | 0 | 0 | 0 | 0 | 0 | 0 | 0 | 0 | W | 31-14 |
| 11/13 | Chargers | S | 1 | 1 | 0 | 1.0 | 7.0 | 0 | 0 | 3 | 0 | 0 | 0 | 0 | 1 | 1 | 0 | 0 | 0 | 0 | 0 | 0 | 0 | 0 | 0 | W | 22-16 |
| 11/21 | at Cardinals | S | 0 | 0 | 0 | 0.0 | 0.0 | 0 | 0 | 2 | 0 | 0 | 0 | 0 | 0 | 0 | 0 | 0 | 0 | 0 | 0 | 0 | 0 | 0 | 0 | W | 38-10 |
| 11/27 | Saints | P | 0 | 0 | 0 | 0.0 | 0.0 | 0 | 0 | 0 | 0 | 0 | 0 | 0 | 0 | 0 | 0 | 0 | 0 | 0 | 0 | 0 | 0 | 0 | 0 | W | 13-0 |
| 12/04 | Dolphins | P | 0 | 0 | 0 | 0.0 | 0.0 | 0 | 0 | 0 | 0 | 0 | 0 | 0 | 0 | 0 | 0 | 0 | 0 | 0 | 0 | 0 | 0 | 0 | 0 | W | 33-17 |
| 12/11 | Buccaneers | P | 3 | 0 | 3 | 0.0 | 0.0 | 0 | 0 | 0 | 0 | 0 | 0 | 0 | 0 | 0 | 0 | 0 | 0 | 0 | 0 | 0 | 0 | 0 | 0 | W | 35-7 |
| 12/15 | at Seahawks | P | 0 | 0 | 0 | 0.0 | 0.0 | 0 | 0 | 1 | 0 | 0 | 0 | 0 | 0 | 0 | 0 | 0 | 0 | 0 | 0 | 0 | 0 | 0 | 0 | W | 21-13 |
| 12/24 | Commanders | P | 2 | 1 | 1 | 0.0 | 0.0 | 0 | 0 | 1 | 0 | 0 | 0 | 0 | 0 | 0 | 0 | 0 | 0 | 0 | 0 | 0 | 0 | 0 | 0 | W | 37-20 |
| 01/01 | at Raiders | P | 0 | 0 | 0 | 0.0 | 0.0 | 0 | 0 | 0 | 0 | 0 | 0 | 0 | 0 | 0 | 0 | 0 | 0 | 0 | 0 | 0 | 0 | 0 | 0 | W | 37-34+ |
| 01/08 | Cardinals | P | 1 | 0 | 1 | 0.5 | 4.0 | 0 | 0 | 1 | 0 | 0 | 0 | 0 | 0 | 0 | 0 | 0 | 0 | 0 | 0 | 0 | 0 | 0 | 0 | W | 38-13 |
| 2022 TOTALS | | 17-3 | 20 | 7 | 13 | 4.5 | 36.0 | 3 | 25 | 16 | 0 | 0 | 0 | 0 | 1 | 1 | 0 | 0 | 0 | 0 | 0 | 0 | 0 | 0 | 0 | 13-4 | |

+ - Overtime

2019 GAME-BY-GAME POSTSEASON STATISTICS (TEXANS)

| DATE | OPPONENT | P/S | TACKLES | | | | | | | INTERCEPTIONS | | | | | O. FUMB | | | | ST | | | | MISC | | W/L | SCORE | |
|--------------------|-----------|------------|----------|----------|----------|------------|------------|----------|----------|---------------|----------|----------|----------|----------|----------|----------|----------|----------|----------|----------|----------|----------|----------|----------|----------|------------|--------|
| | | | TK | S | A | SK | YDS | TFL | YDS | QBH | NO | YDS | LG | TD | PD | FF | FR | TD | YDS | TK | S | A | FF | FR | | | S |
| 01/04 | Bills | P | 1 | 0 | 1 | 0.0 | 0.0 | 0 | 0 | 0 | 0 | 0 | 0 | 0 | 0 | 0 | 0 | 0 | 0 | 0 | 0 | 0 | 0 | 0 | 0 | W | 22-19+ |
| 01/12 | at Chiefs | P | 0 | 0 | 0 | 0.0 | 0.0 | 0 | 0 | 1 | 0 | 0 | 0 | 0 | 0 | 0 | 0 | 0 | 0 | 0 | 0 | 0 | 0 | 0 | 0 | L | 31-51 |
| 2019 TOTALS | | 2-0 | 1 | 0 | 1 | 0.0 | 0.0 | 0 | 0 | 1 | 0 | 0 | 0 | 0 | 0 | 0 | 0 | 0 | 0 | 0 | 0 | 0 | 0 | 0 | 0 | 1-1 | |

+ - Overtime

2021 GAME-BY-GAME POSTSEASON STATISTICS (49ERS)

| DATE | OPPONENT | P/S | TACKLES | | | | | | | INTERCEPTIONS | | | | | O. FUMB | | | | ST | | | | MISC | | W/L | SCORE | | |
|--------------------|------------|------------|----------|----------|----------|------------|-------------|----------|----------|---------------|----------|----------|----------|----------|----------|----------|----------|----------|----------|----------|----------|----------|----------|----------|----------|------------|-------|-------|
| | | | TK | S | A | SK | YDS | TFL | YDS | QBH | NO | YDS | LG | TD | PD | FF | FR | TD | YDS | TK | S | A | FF | FR | | | S | A |
| 01/16 | at Cowboys | P | 3 | 1 | 2 | 1.5 | 10.5 | 0 | 0 | 3 | 0 | 0 | 0 | 0 | 0 | 1 | 0 | 0 | 0 | 0 | 0 | 0 | 0 | 0 | 0 | 0 | W | 23-17 |
| 01/22 | at Packers | P | 0 | 0 | 0 | 0.0 | 0.0 | 0 | 0 | 1 | 0 | 0 | 0 | 0 | 0 | 0 | 0 | 0 | 0 | 0 | 0 | 0 | 0 | 0 | 0 | 0 | W | 13-10 |
| 01/30 | at Rams | P | 1 | 1 | 0 | 0.0 | 0.0 | 1 | 0 | 0 | 0 | 0 | 0 | 0 | 0 | 0 | 0 | 0 | 0 | 0 | 0 | 0 | 0 | 0 | 0 | L | 17-20 | |
| 2021 TOTALS | | 3-0 | 4 | 2 | 2 | 1.5 | 10.5 | 1 | 0 | 4 | 0 | 0 | 0 | 0 | 0 | 1 | 0 | 0 | 0 | 0 | 0 | 0 | 0 | 0 | 0 | 2-1 | | |

2022 GAME-BY-GAME POSTSEASON STATISTICS (49ERS)

| DATE | OPPONENT | P/S | TACKLES | | | | | | | INTERCEPTIONS | | | | | O. FUMB | | | | ST | | | | MISC | | W/L | SCORE | | |
|--------------------|-----------|------------|----------|----------|----------|------------|-------------|----------|----------|---------------|----------|----------|----------|----------|----------|----------|----------|----------|----------|----------|----------|----------|----------|----------|----------|------------|------|-------|
| | | | TK | S | A | SK | YDS | TFL | YDS | QBH | NO | YDS | LG | TD | PD | FF | FR | TD | YDS | TK | S | A | FF | FR | | | S | A |
| 01/14 | Seahawks | P | 3 | 3 | 0 | 2.0 | 15.0 | 1 | 4 | 1 | 0 | 0 | 0 | 0 | 0 | 1 | 0 | 0 | 0 | 0 | 0 | 0 | 0 | 0 | 0 | 0 | W | 41-23 |
| 01/22 | Cowboys | P | 0 | 0 | 0 | 0.0 | 0.0 | 0 | 0 | 1 | 0 | 0 | 0 | 0 | 0 | 0 | 0 | 0 | 0 | 0 | 0 | 0 | 0 | 0 | 0 | 0 | W | 19-12 |
| 01/29 | at Eagles | P | 2 | 1 | 1 | 0.0 | 0.0 | 0 | 0 | 1 | 0 | 0 | 0 | 0 | 0 | 0 | 0 | 0 | 0 | 0 | 0 | 0 | 0 | 0 | 0 | L | 7-31 | |
| 2022 TOTALS | | 3-0 | 5 | 4 | 1 | 2.0 | 15.0 | 1 | 4 | 3 | 0 | 0 | 0 | 0 | 0 | 1 | 0 | 0 | 0 | 0 | 0 | 0 | 0 | 0 | 0 | 2-1 | | |





ISIAH PACHECO

RUNNING BACK #10
RUTGERS



2ND YEAR IN THE NFL

2ND YEAR WITH THE CHIEFS

HEIGHT: 5'10"
WEIGHT: 216 LBS
DRAFTED: D7B-22
BIRTHDAY: 3/2/99

- Second-year running back enters his second season with the Chiefs in 2023.
- Originally entered the NFL as the second of three seventh-round picks (251st overall) by the Kansas City Chiefs in the 2022 NFL Draft.

Career Highlights:

- Finished his rookie campaign fifth in the franchise record book for most rushing attempts (170) and most rushing yards (830) in one's rookie season. His 830 rushing yards was fourth-best amongst NFL rookies in 2022.

- Scored five rushing touchdowns, leading the team and recording the second-most amongst NFL rookies in 2022.

Honors:

- 2022 Mack Lee Hill Award winner, voted by teammates as best rookie.

Transactions:

Originally entered the NFL as the second of three seventh-round picks (251st overall) by the Kansas City Chiefs in the 2022 NFL Draft.

COLLEGE

A four-year letterwinner at Rutgers ... Saw action in 44 games, logging 563 carries for 2,442 yards and 18 touchdowns ... Added 47 receptions for 249 yards and one touchdown ... Earned 2021 Honorable Mention All-Big Ten (coaches and media) honors, as well as Academic All-Big Ten honors ... Was named a team captain his senior season in 2021 ... Was named the 2020 Phil Steele fourth-team All-Big Ten.

PERSONAL

- Attended Vineland South High school.
- Played quarterback, running back and defensive back.
- Guided his team to an 8-2 overall record as a senior, including back-to-back playoff appearances.
- Named first-team All-USA New Jersey Football Team on defense by USA Today in 2017.
- Served as team captain.
- Rushed 154 times for 1,414 yards and 18 touchdowns.
- Threw for 598 yards and three touchdowns on 43-of-81 attempts.
- Posted 28 tackles, two interceptions, one punt return touchdown and one safety.
- Two-time Cumberland County Champions and 2017 WJFL Continental Division Champions.
- Two-time WJFL All-Continental Division First Team selection at quarterback.
- Named South Jersey Times All-Area on offense as a senior.
- First-team All-South Jersey selection by the Courier Post.
- Named third-team All-State on defense by Nj.com.

ISIAH PACHECO'S NFL REGULAR SEASON RUSHING/RECEIVING STATISTICS

| DATE | TEAM | RUSHING | | | | | | | | RECEIVING | | | | |
|-------------------|--------|-----------|-----------|------------|------------|------------|-----------|----------|-----------|------------|-------------|-----------|----------|--|
| | | GP | GS | NO. | YDS. | AVG. | LG | TD | NO. | YDS. | AVG. | LG | TD | |
| 2022 | Chiefs | 17 | 11 | 170 | 830 | 4.9 | 31 | 5 | 13 | 130 | 10.0 | 32 | 0 | |
| NFL TOTALS | | 17 | 11 | 170 | 830 | 4.9 | 31 | 5 | 13 | 130 | 10.0 | 32 | 0 | |

ISIAH PACHECO'S NFL POSTSEASON RUSHING/RECEIVING STATISTICS

| DATE | TEAM | RUSHING | | | | | | | | RECEIVING | | | | |
|-------------------|--------|----------|----------|-----------|------------|------------|-----------|----------|----------|-----------|-------------|-----------|----------|--|
| | | GP | GS | NO. | YDS. | AVG. | LG | TD | NO. | YDS. | AVG. | LG | TD | |
| 2022 | Chiefs | 3 | 3 | 37 | 197 | 5.3 | 39 | 1 | 6 | 65 | 10.8 | 18 | 0 | |
| NFL TOTALS | | 3 | 3 | 37 | 197 | 5.3 | 39 | 1 | 6 | 65 | 10.8 | 18 | 0 | |



ISIAH PACHECO'S NFL REGULAR SEASON RETURN STATISTICS

| DATE | TEAM | KICKOFF RETURNS | | | | | PUNT RETURNS | | | | | |
|-------------------|--------|-----------------|------------|-------------|-----------|----------|--------------|----------|----------|------------|----------|----------|
| | | RET. | YDS. | AVG. | LG | TD | NO. | FC | YDS. | AVG. | LG | TD |
| 2022 | Chiefs | 29 | 597 | 20.6 | 48 | 0 | 0 | 0 | 0 | 0.0 | 0 | 0 |
| NFL TOTALS | | 29 | 597 | 20.6 | 48 | 0 | 0 | 0 | 0 | 0.0 | 0 | 0 |

ISIAH PACHECO'S NFL POSTSEASON RETURN STATISTICS

| DATE | TEAM | KICKOFF RETURNS | | | | | PUNT RETURNS | | | | | |
|-------------------|--------|-----------------|-----------|-------------|-----------|----------|--------------|----------|----------|------------|----------|----------|
| | | RET. | YDS. | AVG. | LG | TD | NO. | FC | YDS. | AVG. | LG | TD |
| 2022 | Chiefs | 2 | 45 | 22.5 | 23 | 0 | 0 | 0 | 0 | 0.0 | 0 | 0 |
| NFL TOTALS | | 2 | 45 | 22.5 | 23 | 0 | 0 | 0 | 0 | 0.0 | 0 | 0 |

SINGLE-GAME HIGHS: RUSHING/RECEIVING

| | |
|---------------------------------------------------------------------------------------------------------------------------------------------------------------------------------------------------------------------------------------------------------------------------------------------------------------------------------------------------------------------------------------------------------------------------------------------------------------------------------------------------------------------------------------------------------------------------------------------------------------------------------------------------------------------------------------------------------------------------------------------------------------------------------------------------------------------------------------------------------------------------------------------------------------------------------------------------------------------------------------------------------------------------------------------------------------------------------------------------------------------------------------------------------------------------------------------------------------------------------------------------------------------------------------------------------------------------------------------------------------------------------------------------------------------------------------------------------------------------------------------------------------------------------------------------------------|-----------------------------------------------------------------------------------------------------------------------------------------------------------------------------------------------------------------------------------------------------------------------------------------------------------------------------------------------------------------------------------------------------------------------------------------------------------------------------------------------------------------------------------------------------------------------------------------------------------------------------------------------------------------------------------------------------------------------------------------------------------------------------------------------------------------------------------------------------------------------------------------------------------------------------------------------------------------------------------------------------------------------------------------------------------------------------------------------------------------------------------------------------------------------------------------------------------------------------------------------------------------------------------------------------------------------------------------------------------------------------------------------------------------------------------------------------------------------------------------------------------------------------------------------------------------------------------------------------------|
| <p>Rush Attempts</p> <p>22 vs. L.A. Rams, Nov 27, 2022 16 vs. Jacksonville, Nov 13, 2022 15 at Houston, Dec 18, 2022 15 at L.A. Chargers, Nov 20, 2022 14 vs. Seattle, Dec 24, 2022 ...1 more at 14.</p> <p>Rushing Yards</p> <p>107 at L.A. Chargers, Nov 20, 2022 86 at Houston, Dec 18, 2022 82 vs. Jacksonville, Nov 13, 2022 70 at Denver, Dec 11, 2022 69 vs. L.A. Rams, Nov 27, 2022</p> <p>Rushing Average</p> <p>8.0 at Las Vegas, Jan 07, 2023 7.1 at L.A. Chargers, Nov 20, 2022 5.7 at Houston, Dec 18, 2022 5.7 at Tampa Bay, Oct 02, 2022 5.4 at Denver, Dec 11, 2022 ...1 more at 5.4.</p> <p>Longest Runs</p> <p>31 at Las Vegas, Jan 07, 2023 28 at L.A. Chargers, Nov 20, 2022 22 at Arizona, Sep 11, 2022 19 at Arizona, Sep 11, 2022 18 at Houston, Dec 18, 2022 ...1 more at 18.</p> <p>Rushing TDs</p> <p>1 at Las Vegas, Jan 07, 2023 1 vs. Denver, Jan 01, 2023 1 at Cincinnati, Dec 04, 2022 ...2 more at 1.</p> <p>Receptions</p> <p>3 at Denver, Dec 11, 2022 2 vs. Denver, Jan 01, 2023 2 at Cincinnati, Dec 04, 2022 2 vs. Buffalo, Oct 16, 2022 1 vs. Seattle, Dec 24, 2022 ...3 more at 1.</p> <p>Receiving Yards</p> <p>32 vs. Seattle, Dec 24, 2022 23 at Denver, Dec 11, 2022 18 vs. Denver, Jan 01, 2023 17 vs. L.A. Rams, Nov 27, 2022 16 at Cincinnati, Dec 04, 2022</p> <p>Receiving Average</p> <p>7.7 at Denver, Dec 11, 2022</p> | <p>Longest Receptions</p> <p>32 vs. Seattle, Dec 24, 2022 17 at Denver, Dec 11, 2022 17 vs. L.A. Rams, Nov 27, 2022 16 at Cincinnati, Dec 04, 2022 12 vs. Buffalo, Oct 16, 2022</p> <p>All-Purpose Yards</p> <p>198 at Cincinnati, Dec 04, 2022 169 at San Francisco, Oct 23, 2022 154 at Tampa Bay, Oct 02, 2022 144 at Houston, Dec 18, 2022 109 vs. Seattle, Dec 24, 2022</p> <p>Kickoff Returns</p> <p>5 at Cincinnati, Dec 04, 2022 5 at San Francisco, Oct 23, 2022 5 at Indianapolis, Sep 25, 2022 3 at Houston, Dec 18, 2022 ...2 more at 3.</p> <p>Kickoff Return Yards</p> <p>126 at San Francisco, Oct 23, 2022 116 at Cincinnati, Dec 04, 2022 94 at Indianapolis, Sep 25, 2022 91 at Tampa Bay, Oct 02, 2022 47 at Houston, Dec 18, 2022</p> <p>Longest Kickoff Return</p> <p>48 at San Francisco, Oct 23, 2022 44 at Cincinnati, Dec 04, 2022 42 at Tampa Bay, Oct 02, 2022 29 at Indianapolis, Sep 25, 2022 26 vs. Tennessee, Nov 06, 2022 ...1 more at 26.</p> <p>Kickoff Return Average</p> <p>30.3 at Tampa Bay, Oct 02, 2022 25.2 at San Francisco, Oct 23, 2022 23.2 at Cincinnati, Dec 04, 2022 18.8 at Indianapolis, Sep 25, 2022 15.7 at Houston, Dec 18, 2022</p> <p>Special Teams Tackles</p> <p>2 vs. L.A. Chargers, Sep 15, 2022 1 at San Francisco, Oct 23, 2022</p> <p>Most TDs</p> <p>1 at Las Vegas, Jan 07, 2023 1 vs. Denver, Jan 01, 2023 1 at Cincinnati, Dec 04, 2022 ...2 more at 1.</p> |
|---------------------------------------------------------------------------------------------------------------------------------------------------------------------------------------------------------------------------------------------------------------------------------------------------------------------------------------------------------------------------------------------------------------------------------------------------------------------------------------------------------------------------------------------------------------------------------------------------------------------------------------------------------------------------------------------------------------------------------------------------------------------------------------------------------------------------------------------------------------------------------------------------------------------------------------------------------------------------------------------------------------------------------------------------------------------------------------------------------------------------------------------------------------------------------------------------------------------------------------------------------------------------------------------------------------------------------------------------------------------------------------------------------------------------------------------------------------------------------------------------------------------------------------------------------------|-----------------------------------------------------------------------------------------------------------------------------------------------------------------------------------------------------------------------------------------------------------------------------------------------------------------------------------------------------------------------------------------------------------------------------------------------------------------------------------------------------------------------------------------------------------------------------------------------------------------------------------------------------------------------------------------------------------------------------------------------------------------------------------------------------------------------------------------------------------------------------------------------------------------------------------------------------------------------------------------------------------------------------------------------------------------------------------------------------------------------------------------------------------------------------------------------------------------------------------------------------------------------------------------------------------------------------------------------------------------------------------------------------------------------------------------------------------------------------------------------------------------------------------------------------------------------------------------------------------|



SINGLE-GAME HIGHS - POSTSEASON: RUSHING/RECEIVING

| | | | |
|------------------------|------------------------------------------------------------------------------------------------------------------------------------------------------------------------------------|-------------------------------|-----------------------------------------------------------------------------------------------------------------------------------------------------------------------------|
| Rush Attempts | 15 at Philadelphia, Feb 12, 2023 12 vs. Jacksonville, Jan 21, 2023 10 vs. Cincinnati, Jan 29, 2023 | Receiving Average | 11.8 vs. Cincinnati, Jan 29, 2023 |
| Rushing Yards | 95 vs. Jacksonville, Jan 21, 2023 76 at Philadelphia, Feb 12, 2023 26 vs. Cincinnati, Jan 29, 2023 | Longest Receptions | 18 vs. Cincinnati, Jan 29, 2023 16 vs. Cincinnati, Jan 29, 2023 16 vs. Cincinnati, Jan 29, 2023 7 vs. Cincinnati, Jan 29, 2023 6 vs. Jacksonville, Jan 21, 2023 |
| Rushing Average | 7.9 vs. Jacksonville, Jan 21, 2023 5.1 at Philadelphia, Feb 12, 2023 2.6 vs. Cincinnati, Jan 29, 2023 | All-Purpose Yards | 130 vs. Cincinnati, Jan 29, 2023 101 vs. Jacksonville, Jan 21, 2023 76 at Philadelphia, Feb 12, 2023 |
| Longest Runs | 39 vs. Jacksonville, Jan 21, 2023 24 at Philadelphia, Feb 12, 2023 12 vs. Jacksonville, Jan 21, 2023 11 at Philadelphia, Feb 12, 2023 10 at Philadelphia, Feb 12, 2023 | Kickoff Returns | 2 vs. Cincinnati, Jan 29, 2023 |
| Rushing TDs | 1 at Philadelphia, Feb 12, 2023 | Kickoff Return Yards | 45 vs. Cincinnati, Jan 29, 2023 |
| Receptions | 5 vs. Cincinnati, Jan 29, 2023 1 vs. Jacksonville, Jan 21, 2023 | Longest Kickoff Return | 23 vs. Cincinnati, Jan 29, 2023 22 vs. Cincinnati, Jan 29, 2023 |
| Receiving Yards | 59 vs. Cincinnati, Jan 29, 2023 6 vs. Jacksonville, Jan 21, 2023 | Most TDs | 1 at Philadelphia, Feb 12, 2023 |

100-YARD RUSHING GAMES (1): REGULAR SEASON

| DATE | TEAM | ATT. | YDS. | AVG. | LG | TD |
|----------|-------------|------|------|------|----|----|
| 11/20/22 | at Chargers | 15 | 107 | 7.1 | 28 | 0 |

2022 GAME-BY-GAME REGULAR-SEASON STATISTICS (CHIEFS)

| DATE | OPPONENT | P/S | RUSHING | | | | | RECEIVING | | | | | W/L | SCORE |
|--------------------|---------------|--------------|------------|------------|------------|-----------|----------|-----------|------------|-------------|-----------|----------|-------------|--------|
| | | | NO. | YDS. | AVG. | LG | TD | NO. | YDS. | AVG. | LG | TD | | |
| 09/11 | at Cardinals | P | 12 | 62 | 5.2 | 22 | 1 | 0 | 0 | 0.0 | 0 | 0 | W | 44-21 |
| 09/15 | Chargers | P | 2 | 6 | 3.0 | 6 | 0 | 0 | 0 | 0.0 | 0 | 0 | W | 27-24 |
| 09/25 | at Colts | P | 3 | 9 | 3.0 | 5 | 0 | 0 | 0 | 0.0 | 0 | 0 | L | 17-20 |
| 10/02 | at Buccaneers | P | 11 | 63 | 5.7 | 9 | 0 | 0 | 0 | 0.0 | 0 | 0 | W | 41-31 |
| 10/10 | Raiders | P | 1 | 0 | 0.0 | 0 | 0 | 0 | 0 | 0.0 | 0 | 0 | W | 30-29 |
| 10/16 | Bills | P | 2 | 9 | 4.5 | 5 | 0 | 2 | 9 | 4.5 | 12 | 0 | L | 20-24 |
| 10/23 | at 49ers | S | 8 | 43 | 5.4 | 17 | 0 | 0 | 0 | 0.0 | 0 | 0 | W | 44-23 |
| 11/06 | Titans | S | 5 | 5 | 1.0 | 2 | 0 | 1 | 4 | 4.0 | 4 | 0 | W | 20-17+ |
| 11/13 | Jaguars | S | 16 | 82 | 5.1 | 13 | 0 | 0 | 0 | 0.0 | 0 | 0 | W | 27-17 |
| 11/20 | at Chargers | S | 15 | 107 | 7.1 | 28 | 0 | 0 | 0 | 0.0 | 0 | 0 | W | 30-27 |
| 11/27 | Rams | S | 22 | 69 | 3.1 | 9 | 1 | 1 | 17 | 17.0 | 17 | 0 | W | 26-10 |
| 12/04 | at Bengals | S | 14 | 66 | 4.7 | 16 | 1 | 2 | 16 | 8.0 | 16 | 0 | L | 24-27 |
| 12/11 | at Broncos | S | 13 | 70 | 5.4 | 10 | 0 | 3 | 23 | 7.7 | 17 | 0 | W | 34-28 |
| 12/18 | at Texans | S | 15 | 86 | 5.7 | 18 | 0 | 1 | 11 | 11.0 | 11 | 0 | W | 30-24+ |
| 12/24 | Seahawks | S | 14 | 58 | 4.1 | 8 | 0 | 1 | 32 | 32.0 | 32 | 0 | W | 24-10 |
| 01/01 | Broncos | S | 9 | 31 | 3.4 | 6 | 1 | 2 | 18 | 9.0 | 9 | 0 | W | 27-24 |
| 01/07 | at Raiders | S | 8 | 64 | 8.0 | 31 | 1 | 0 | 0 | 0.0 | 0 | 0 | W | 31-13 |
| 2022 TOTALS | | 17-11 | 170 | 830 | 4.9 | 31 | 5 | 13 | 130 | 10.0 | 32 | 0 | 14-3 | |

+ - Overtime

2022 GAME-BY-GAME POSTSEASON STATISTICS (CHIEFS)

| DATE | OPPONENT | P/S | RUSHING | | | | | RECEIVING | | | | | W/L | SCORE |
|--------------------|-----------|------------|-----------|------------|------------|-----------|----------|-----------|-----------|-------------|-----------|----------|------------|-------|
| | | | NO. | YDS. | AVG. | LG | TD | NO. | YDS. | AVG. | LG | TD | | |
| 01/21 | Jaguars | S | 12 | 95 | 7.9 | 39 | 0 | 1 | 6 | 6.0 | 6 | 0 | W | 27-20 |
| 01/29 | Bengals | S | 10 | 26 | 2.6 | 6 | 0 | 5 | 59 | 11.8 | 18 | 0 | W | 23-20 |
| 02/12 | at Eagles | S | 15 | 76 | 5.1 | 24 | 1 | 0 | 0 | 0.0 | 0 | 0 | W | 38-35 |
| 2022 TOTALS | | 3-3 | 37 | 197 | 5.3 | 39 | 1 | 6 | 65 | 10.8 | 18 | 0 | 3-0 | |





LA'MICAL PERINE

RUNNING BACK #29
FLORIDA



2ND YEAR IN THE NFL

1ST YEAR WITH THE CHIEFS

HEIGHT: 5'11"
WEIGHT: 216 LBS
DRAFTED: FA-22
BIRTHDAY: 1/30/98

Second-year running back enters his first season with the Chiefs in 2023, after spending last postseason on the club's practice squad.

Originally entered the NFL as a fourth-round pick (120th overall) by the New York Jets in the 2020 NFL Draft.

Signed with Kansas City (2/15/23) ... Signed with Kansas City's practice squad (1/28/23) ... Released by Miami (1/23/23) ... Signed with Miami's practice squad (10/18/22) ... Released by Philadelphia (9/7/22) ... Signed with Philadelphia's practice squad (9/1/22) ... Released by N.Y. Jets (8/30/22) ... Originally entered the NFL as a fourth-round pick (120th overall) by the New York Jets in the 2020 NFL Draft.

Transactions:

COLLEGE

Played four years at Florida (2016-19) ... Appeared in 50 games (22 starts) during his collegiate career, finishing with 2,485 rushing yards on 494 carries and 22 touchdowns ... Tallied 72 receptions for 674 yards (9.4 avg.), catching eight touchdowns in his career ... Ranked ninth in school history in career rushing and receiving yards ... Only Gator to post a receiving and rushing touchdown in multiple bowl games.

PERSONAL

- Played in the Alabama-Mississippi All-Star Game.
- Alabama Class 7A First Team All-State as a senior after rushing for 1,654 yards and 15 touchdowns.
- Played for Coach Eric Collier at Theodore.
- Paid for his own bus ticket to visit UF for camp in the summer of 2014 so the coaches could see him play.
- Related to Cincinnati Bengals running back Samaje Perine and Pittsburgh Steelers linebacker Myles Jack.

LA'MICAL PERINE'S NFL REGULAR SEASON RUSHING/RECEIVING STATISTICS

| DATE | TEAM | RUSHING | | | | | | | RECEIVING | | | | |
|-------------------|----------|-----------|----------|-----------|------------|------------|-----------|----------|-----------|-----------|------------|-----------|----------|
| | | GP | GS | NO. | YDS. | AVG. | LG | TD | NO. | YDS. | AVG. | LG | TD |
| 2020 | Jets | 10 | 0 | 64 | 232 | 3.6 | 20 | 2 | 11 | 63 | 5.7 | 14 | 0 |
| 2021 | Jets | 4 | 0 | 8 | 31 | 3.9 | 14 | 0 | 0 | 0 | 0.0 | 0 | 0 |
| 2022 | Dolphins | 0 | 0 | 0 | 0 | 0.0 | 0 | 0 | 0 | 0 | 0.0 | 0 | 0 |
| NFL TOTALS | | 14 | 0 | 72 | 263 | 3.7 | 20 | 2 | 11 | 63 | 5.7 | 14 | 0 |

LA'MICAL PERINE'S NFL POSTSEASON RUSHING/RECEIVING STATISTICS

| DATE | TEAM | RUSHING | | | | | | | RECEIVING | | | | |
|-------------------|----------|----------|----------|----------|----------|------------|----------|----------|-----------|----------|------------|----------|----------|
| | | GP | GS | NO. | YDS. | AVG. | LG | TD | NO. | YDS. | AVG. | LG | TD |
| 2022 | Dolphins | 0 | 0 | 0 | 0 | 0.0 | 0 | 0 | 0 | 0 | 0.0 | 0 | 0 |
| 2022 | Chiefs | 0 | 0 | 0 | 0 | 0.0 | 0 | 0 | 0 | 0 | 0.0 | 0 | 0 |
| 2022 TOTAL | | 0 | 0 | 0 | 0 | 0.0 | 0 | 0 | 0 | 0 | 0.0 | 0 | 0 |
| NFL TOTALS | | 0 | 0 | 0 | 0 | 0.0 | 0 | 0 | 0 | 0 | 0.0 | 0 | 0 |

LA'MICAL PERINE'S NFL REGULAR SEASON RETURN STATISTICS

| DATE | TEAM | KICKOFF RETURNS | | | | | PUNT RETURNS | | | | | |
|-------------------|----------|-----------------|-----------|-------------|-----------|----------|--------------|----------|----------|------------|----------|----------|
| | | RET. | YDS. | AVG. | LG | TD | NO. | FC | YDS. | AVG. | LG | TD |
| 2020 | Jets | 2 | 22 | 11.0 | 18 | 0 | 0 | 0 | 0 | 0.0 | 0 | 0 |
| 2021 | Jets | 0 | 0 | 0.0 | 0 | 0 | 0 | 0 | 0 | 0.0 | 0 | 0 |
| 2022 | Dolphins | 0 | 0 | 0.0 | 0 | 0 | 0 | 0 | 0 | 0.0 | 0 | 0 |
| NFL TOTALS | | 2 | 22 | 11.0 | 18 | 0 | 0 | 0 | 0 | 0.0 | 0 | 0 |



LA'MICAL PERINE'S NFL POSTSEASON RETURN STATISTICS

| DATE | TEAM | KICKOFF RETURNS | | | | | PUNT RETURNS | | | | | |
|----------------------------------------|--------------|-----------------|----------|------------|----------|----------|--------------|----------|----------|------------|----------|----------|
| | | RET. | YDS. | AVG. | LG | TD | NO. | FC | YDS. | AVG. | LG | TD |
| 2022 | Dolphins | 0 | 0 | 0.0 | 0 | 0 | 0 | 0 | 0 | 0.0 | 0 | 0 |
| Went from Miami to Kansas City. | | | | | | | | | | | | |
| 2022 | Chiefs | 0 | 0 | 0.0 | 0 | 0 | 0 | 0 | 0 | 0.0 | 0 | 0 |
| 2022 | TOTAL | 0 | 0 | 0.0 | 0 | 0 | 0 | 0 | 0 | 0.0 | 0 | 0 |
| NFL TOTALS | | 0 | 0 | 0.0 | 0 | 0 | 0 | 0 | 0 | 0.0 | 0 | 0 |

SINGLE-GAME HIGHS: RUSHING/RECEIVING

| | |
|----------------------------------------------------------------------------------------------------------------------------------------------------------------------------------------------------------------------------------------------------------------------------------------------------------------------------------------------------------------------------------------------------------------------------------------------------------------------------------------------------------------------------------------------------------------------------------------------------------------------------------------------------------------------------------------------------------------------------------------------------------------------------------------------------------------------------------------------------------------------------------------------------------------------------------------------------------------------------------------------------------------------------------------------------------------------------------------------------------------------------------------------------------------------------------------------------------------------------------------------------------------------------------------------------------------------------------------------------|------------------------------------------------------------------------------------------------------------------------------------------------------------------------------------------------------------------------------------------------------------------------------------------------------------------------------------------------------------------------------------------------------------------------------------------------------------------------------------------------------------------------------------------------------------------------------------------------------------------------------------------------------------------------------------------------------------------------------------------------------------------------------------------------------------------------------------------|
| <p>Rush Attempts 11 vs. Buffalo, Oct 25, 2020 9 vs. Cleveland, Dec 27, 2020 8 at L.A. Chargers, Nov 22, 2020 8 at Kansas City, Nov 01, 2020 7 vs. New Orleans, Dec 12, 2021 ...2 more at 7.</p> <p>Rushing Yards 40 vs. Buffalo, Oct 25, 2020 33 at L.A. Chargers, Nov 22, 2020 30 vs. Cleveland, Dec 27, 2020 28 vs. New Orleans, Dec 12, 2021 27 at Kansas City, Nov 01, 2020 ...1 more at 27.</p> <p>Rushing Average 4.1 at L.A. Chargers, Nov 22, 2020 4.0 vs. New Orleans, Dec 12, 2021 3.9 at Miami, Oct 18, 2020 3.6 vs. Buffalo, Oct 25, 2020 3.4 at Indianapolis, Sep 27, 2020 ...1 more at 3.4.</p> <p>Longest Runs 20 vs. Buffalo, Oct 25, 2020 14 vs. New Orleans, Dec 12, 2021 13 at Miami, Oct 18, 2020 11 at L.A. Chargers, Nov 22, 2020 11 at Indianapolis, Sep 27, 2020</p> <p>Rushing TDs 1 at L.A. Chargers, Nov 22, 2020</p> <p>Receptions 1 vs. Buffalo, Oct 25, 2020 2 vs. New England, Nov 09, 2020 2 at Kansas City, Nov 01, 2020 2 vs. Buffalo, Oct 25, 2020 ...2 more at 2.</p> <p>Receiving Yards 19 vs. New England, Nov 09, 2020 16 vs. Buffalo, Oct 25, 2020 14 vs. Cleveland, Dec 27, 2020 9 at Miami, Oct 18, 2020 6 at Kansas City, Nov 01, 2020</p> | <p>Longest Receptions 14 vs. Cleveland, Dec 27, 2020 11 vs. New England, Nov 09, 2020 9 vs. Buffalo, Oct 25, 2020 8 vs. New England, Nov 09, 2020 7 vs. Buffalo, Oct 25, 2020 ...1 more at 7.</p> <p>All-Purpose Yards 56 vs. Buffalo, Oct 25, 2020 44 vs. Cleveland, Dec 27, 2020 38 vs. New England, Nov 09, 2020 36 at Miami, Oct 18, 2020 33 at L.A. Chargers, Nov 22, 2020 ...1 more at 33.</p> <p>Kickoff Returns 2 vs. Arizona, Oct 11, 2020 Kickoff Return Yards 22 vs. Arizona, Oct 11, 2020 Longest Kickoff Return 18 vs. Arizona, Oct 11, 2020 4 vs. Arizona, Oct 11, 2020</p> <p>Most TDs 1 at L.A. Chargers, Nov 22, 2020 1 vs. Buffalo, Oct 25, 2020</p> <p>Miscellaneous Tackles 1 vs. Buffalo, Oct 25, 2020</p> |
|----------------------------------------------------------------------------------------------------------------------------------------------------------------------------------------------------------------------------------------------------------------------------------------------------------------------------------------------------------------------------------------------------------------------------------------------------------------------------------------------------------------------------------------------------------------------------------------------------------------------------------------------------------------------------------------------------------------------------------------------------------------------------------------------------------------------------------------------------------------------------------------------------------------------------------------------------------------------------------------------------------------------------------------------------------------------------------------------------------------------------------------------------------------------------------------------------------------------------------------------------------------------------------------------------------------------------------------------------|------------------------------------------------------------------------------------------------------------------------------------------------------------------------------------------------------------------------------------------------------------------------------------------------------------------------------------------------------------------------------------------------------------------------------------------------------------------------------------------------------------------------------------------------------------------------------------------------------------------------------------------------------------------------------------------------------------------------------------------------------------------------------------------------------------------------------------------|

2020 GAME-BY-GAME REGULAR-SEASON STATISTICS (JETS)

| DATE | OPPONENT | P/S | RUSHING | | | | | RECEIVING | | | | | W/L | SCORE |
|--------------------|-------------|------------|-----------|------------|------------|-----------|----------|-----------|-----------|------------|-----------|----------|-------------|-------|
| | | | NO. | YDS. | AVG. | LG | TD | NO. | YDS. | AVG. | LG | TD | | |
| 09/13 | at Bills | | | | | | | | | | | | L | 17-27 |
| 09/20 | 49ers | P | 3 | 17 | 5.7 | 10 | 0 | 0 | 0 | 0.0 | 0 | 0 | L | 13-31 |
| 09/27 | at Colts | P | 7 | 24 | 3.4 | 11 | 0 | 2 | -1 | -0.5 | 3 | 0 | L | 7-36 |
| 10/01 | Broncos | P | 5 | 15 | 3.0 | 5 | 0 | 0 | 0 | 0.0 | 0 | 0 | L | 28-37 |
| 10/11 | Cardinals | P | 0 | 0 | 0.0 | 0 | 0 | 0 | 0 | 0.0 | 0 | 0 | L | 10-30 |
| 10/18 | at Dolphins | P | 7 | 27 | 3.9 | 13 | 0 | 2 | 9 | 4.5 | 7 | 0 | L | 0-24 |
| 10/25 | Bills | P | 11 | 40 | 3.6 | 20 | 1 | 2 | 16 | 8.0 | 9 | 0 | L | 10-18 |
| 11/01 | at Chiefs | P | 8 | 27 | 3.4 | 9 | 0 | 2 | 6 | 3.0 | 5 | 0 | L | 9-35 |
| 11/09 | Patriots | P | 6 | 19 | 3.2 | 7 | 0 | 2 | 19 | 9.5 | 11 | 0 | L | 27-30 |
| 11/22 | at Chargers | P | 8 | 33 | 4.1 | 11 | 1 | 0 | 0 | 0.0 | 0 | 0 | L | 28-34 |
| 11/29 | Dolphins | | | | | | | | | | | | L | 3-20 |
| 12/06 | Raiders | | | | | | | | | | | | L | 28-31 |
| 12/13 | at Seahawks | | | | | | | | | | | | L | 3-40 |
| 12/20 | at Rams | | | | | | | | | | | | W | 23-20 |
| 12/27 | Browns | | | | | | | | | | | | W | 23-16 |
| 01/03 | at Patriots | | | | | | | | | | | | L | 14-28 |
| 2020 TOTALS | | 9-0 | 55 | 202 | 3.7 | 20 | 2 | 10 | 49 | 4.9 | 11 | 0 | 2-14 | |



2021 GAME-BY-GAME REGULAR-SEASON STATISTICS (JETS)

| DATE | OPPONENT | P/S | RUSHING | | | | | RECEIVING | | | | | W/L | SCORE |
|--------------------|-------------|------------|----------|-----------|------------|-----------|----------|-----------|----------|------------|----------|----------|-------------|--------|
| | | | NO. | YDS. | AVG. | LG | TD | NO. | YDS. | AVG. | LG | TD | | |
| 09/12 | at Panthers | | | | | | | | | | | | L | 14-19 |
| 09/19 | Patriots | | | | | | | | | | | | L | 6-25 |
| 09/26 | at Broncos | | | | | | | | | | | | L | 0-26 |
| 10/03 | Titans | | | | | | | | | | | | W | 27-24+ |
| 10/10 | at Falcons | | | | | | | | | | | | L | 20-27 |
| 10/24 | at Patriots | P | 0 | 0 | 0.0 | 0 | 0 | 0 | 0 | 0.0 | 0 | 0 | L | 13-54 |
| 10/31 | Bengals | P | 1 | 3 | 3.0 | 3 | 0 | 0 | 0 | 0.0 | 0 | 0 | W | 34-31 |
| 11/04 | at Colts | P | 0 | 0 | 0.0 | 0 | 0 | 0 | 0 | 0.0 | 0 | 0 | L | 30-45 |
| 11/14 | Bills | | | | | | | | | | | | L | 17-45 |
| 11/21 | Dolphins | | | | | | | | | | | | L | 17-24 |
| 11/28 | at Texans | | | | | | | | | | | | W | 21-14 |
| 12/05 | Eagles | | | | | | | | | | | | L | 18-33 |
| 12/12 | Saints | P | 7 | 28 | 4.0 | 14 | 0 | 0 | 0 | 0.0 | 0 | 0 | L | 9-30 |
| 12/19 | at Dolphins | | | | | | | | | | | | L | 24-31 |
| 12/26 | Jaguars | | | | | | | | | | | | W | 26-21 |
| 01/02 | Buccaneers | | | | | | | | | | | | L | 24-28 |
| 01/09 | at Bills | | | | | | | | | | | | L | 10-27 |
| 2021 TOTALS | | 4-0 | 8 | 31 | 3.9 | 14 | 0 | 0 | 0 | 0.0 | 0 | 0 | 4-13 | |

+ - Overtime

2022 GAME-BY-GAME REGULAR-SEASON STATISTICS (DOLPHINS)

| DATE | OPPONENT | P/S | RUSHING | | | | | RECEIVING | | | | | W/L | SCORE |
|--------------------|-------------|------------|----------|----------|------------|----------|----------|-----------|----------|------------|----------|----------|------------|-------|
| | | | NO. | YDS. | AVG. | LG | TD | NO. | YDS. | AVG. | LG | TD | | |
| 09/11 | Patriots | | | | | | | | | | | | W | 20-7 |
| 09/18 | at Ravens | | | | | | | | | | | | W | 42-38 |
| 09/25 | Bills | | | | | | | | | | | | W | 21-19 |
| 09/29 | at Bengals | | | | | | | | | | | | L | 15-27 |
| 10/09 | at Jets | | | | | | | | | | | | L | 17-40 |
| 10/16 | Vikings | | | | | | | | | | | | L | 16-24 |
| 10/23 | Steelers | | | | | | | | | | | | W | 16-10 |
| 10/30 | at Lions | | | | | | | | | | | | W | 31-27 |
| 11/06 | at Bears | | | | | | | | | | | | W | 35-32 |
| 11/13 | Browns | | | | | | | | | | | | W | 39-17 |
| 11/27 | Texans | | | | | | | | | | | | W | 30-15 |
| 12/04 | at 49ers | | | | | | | | | | | | L | 17-33 |
| 12/11 | at Chargers | | | | | | | | | | | | L | 17-23 |
| 12/17 | at Bills | | | | | | | | | | | | L | 29-32 |
| 12/25 | Packers | | | | | | | | | | | | L | 20-26 |
| 01/01 | at Patriots | | | | | | | | | | | | L | 21-23 |
| 01/08 | Jets | | | | | | | | | | | | W | 11-6 |
| 2022 TOTALS | | 0-0 | 0 | 0 | 0.0 | 0 | 0 | 0 | 0 | 0.0 | 0 | 0 | 9-8 | |

2022 GAME-BY-GAME POSTSEASON STATISTICS (DOLPHINS/CHIEFS)

| DATE | OPPONENT | P/S | RUSHING | | | | | RECEIVING | | | | | W/L | SCORE |
|--------------------|-----------|------------|----------|----------|------------|----------|----------|-----------|----------|------------|----------|----------|------------|-------|
| | | | NO. | YDS. | AVG. | LG | TD | NO. | YDS. | AVG. | LG | TD | | |
| 01/15 | at Bills | | | | | | | | | | | | L | 31-34 |
| 01/29 | Bengals | | | | | | | | | | | | W | 23-20 |
| 02/12 | at Eagles | | | | | | | | | | | | W | 38-35 |
| 2022 TOTALS | | 0-0 | 0 | 0 | 0.0 | 0 | 0 | 0 | 0 | 0.0 | 0 | 0 | 2-1 | |



CORNELL POWELL

WIDE RECEIVER #14
CLEMSON



1ST YEAR IN THE NFL

1ST YEAR WITH THE CHIEFS

HEIGHT: 6'0"
WEIGHT: 204 LBS
DRAFTED: D5B-21
BIRTHDAY: 10/30/97

First-year wide receiver enters his first season with the Chiefs in 2023, after spending the past two seasons on the club's practice squad.

Originally entered the NFL as a fifth-round pick (181st overall) by the Kansas City Chiefs in the 2021 NFL Draft.

Signed with Kansas City (2/15/23) ... Released by Kansas City (1/3/23) ... Signed with Kansas City's practice squad (8/31/22) ... Released by Kansas City (8/30/22) ... Signed with Kansas City (2/2/22) ... Signed with Kansas City's practice squad (9/1/21) ... Released by Kansas City (8/31/21) ... Originally entered the NFL as a fifth-round pick (181st overall) by the Kansas City Chiefs in the 2021 NFL Draft.

Transactions:

COLLEGE

Appeared in 54 games (12 starts) at Clemson (2016-20) totaling 93 receptions for 1,211 yards and 10 touchdown catches in 1,207 snaps ... Also posted eight career kickoff returns for 197 yards ... Recorded career highs in receptions (53), receiving yards (882), receiving touchdowns (seven), snaps (630) and starts (12) during the 2020 season ... His seven receiving touchdowns were tied with Amari Rodgers for the team lead ... Named third-team All-ACC ... Led all players in Sugar Bowl with 139 receiving yards vs. No. 3 Ohio State, finishing the contest with two receiving touchdowns among his eight receptions ... Recorded 15 receptions for 122 yards and two touchdowns in 208 snaps over 15 games in 2019.

PERSONAL

- During his high school career, tallied 203 receptions in 52 games for 4,301 yards and 68 touchdowns with 110 rushes for 828 yards and 13 touchdowns, he averaged 7.5 yards per rush and 1,200 kickoff return yards and 353 punt return yards.
- Had incredible senior year, leading Rose High School to a 12-3 record and berth in the state championship.
- Had 65 receptions for 1557 yards and 25 touchdowns, an average of 24 yards per catch, adding 23 rushes for 249 yards and five scores, averaging 11 yards per rush.
- Named first-team All-State as a junior and senior.
- Was also a four-year letterman in basketball.
- Hometown: Greenville, N.C.

CORNELL POWELL'S NFL REGULAR SEASON RUSHING/RECEIVING STATISTICS

| DATE | TEAM | GP | GS | RECEIVING | | | | | RUSHING | | | | |
|-------------------|--------|----------|----------|-----------|----------|------------|----------|----------|----------|----------|------------|----------|----------|
| | | | | NO. | YDS. | AVG. | LG | TD | NO. | YDS. | AVG. | LG | TD |
| 2021 | Chiefs | 0 | 0 | 0 | 0 | 0.0 | 0 | 0 | 0 | 0 | 0.0 | 0 | 0 |
| 2022 | Chiefs | 3 | 0 | 0 | 0 | 0.0 | 0 | 0 | 0 | 0 | 0.0 | 0 | 0 |
| NFL TOTALS | | 3 | 0 | 0 | 0 | 0.0 | 0 | 0 | 0 | 0 | 0.0 | 0 | 0 |

CORNELL POWELL'S NFL POSTSEASON RUSHING/RECEIVING STATISTICS

| DATE | TEAM | GP | GS | RECEIVING | | | | | RUSHING | | | | |
|-------------------|--------|----------|----------|-----------|----------|------------|----------|----------|----------|----------|------------|----------|----------|
| | | | | NO. | YDS. | AVG. | LG | TD | NO. | YDS. | AVG. | LG | TD |
| 2021 | Chiefs | 0 | 0 | 0 | 0 | 0.0 | 0 | 0 | 0 | 0 | 0.0 | 0 | 0 |
| 2022 | Chiefs | 0 | 0 | 0 | 0 | 0.0 | 0 | 0 | 0 | 0 | 0.0 | 0 | 0 |
| NFL TOTALS | | 0 | 0 | 0 | 0 | 0.0 | 0 | 0 | 0 | 0 | 0.0 | 0 | 0 |



CORNELL POWELL'S NFL REGULAR SEASON RETURN STATISTICS

| DATE | TEAM | KICKOFF RETURNS | | | | | PUNT RETURNS | | | | | |
|-------------------|--------|-----------------|----------|------------|----------|----------|--------------|----------|----------|------------|----------|----------|
| | | RET. | YDS. | AVG. | LG | TD | NO. | FC | YDS. | AVG. | LG | TD |
| 2021 | Chiefs | 0 | 0 | 0.0 | 0 | 0 | 0 | 0 | 0 | 0.0 | 0 | 0 |
| 2022 | Chiefs | 0 | 0 | 0.0 | 0 | 0 | 0 | 0 | 0 | 0.0 | 0 | 0 |
| NFL TOTALS | | 0 | 0 | 0.0 | 0 | 0 | 0 | 0 | 0 | 0.0 | 0 | 0 |

CORNELL POWELL'S NFL POSTSEASON RETURN STATISTICS

| DATE | TEAM | KICKOFF RETURNS | | | | | PUNT RETURNS | | | | | |
|-------------------|--------|-----------------|----------|------------|----------|----------|--------------|----------|----------|------------|----------|----------|
| | | RET. | YDS. | AVG. | LG | TD | NO. | FC | YDS. | AVG. | LG | TD |
| 2021 | Chiefs | 0 | 0 | 0.0 | 0 | 0 | 0 | 0 | 0 | 0.0 | 0 | 0 |
| 2022 | Chiefs | 0 | 0 | 0.0 | 0 | 0 | 0 | 0 | 0 | 0.0 | 0 | 0 |
| NFL TOTALS | | 0 | 0 | 0.0 | 0 | 0 | 0 | 0 | 0 | 0.0 | 0 | 0 |

2021 GAME-BY-GAME REGULAR-SEASON STATISTICS (CHIEFS)

| DATE | OPPONENT | P/S | RECEIVING | | | | | RUSHING | | | | | W/L | SCORE |
|--------------------|------------------|------------|-----------|----------|------------|----------|----------|----------|----------|----------|------------|----------|----------|-------------|
| | | | NO. | YDS. | AVG. | LG | TD | NO. | YDS. | AVG. | LG | TD | | |
| 09/12 | Browns | | | | | | | | | | | | W | 33-29 |
| 09/19 | at Ravens | | | | | | | | | | | | L | 35-36 |
| 09/26 | Chargers | | | | | | | | | | | | L | 24-30 |
| 10/03 | at Eagles | | | | | | | | | | | | W | 42-30 |
| 10/10 | Bills | | | | | | | | | | | | L | 20-38 |
| 10/17 | at Football Team | | | | | | | | | | | | W | 31-13 |
| 10/24 | at Titans | | | | | | | | | | | | L | 3-27 |
| 11/01 | Giants | | | | | | | | | | | | W | 20-17 |
| 11/07 | Packers | | | | | | | | | | | | W | 13-7 |
| 11/14 | at Raiders | | | | | | | | | | | | W | 41-14 |
| 11/21 | Cowboys | | | | | | | | | | | | W | 19-9 |
| 12/05 | Broncos | | | | | | | | | | | | W | 22-9 |
| 12/12 | Raiders | | | | | | | | | | | | W | 48-9 |
| 12/16 | at Chargers | | | | | | | | | | | | W | 34-28+ |
| 12/26 | Steelers | | | | | | | | | | | | W | 36-10 |
| 01/02 | at Bengals | | | | | | | | | | | | L | 31-34 |
| 01/08 | at Broncos | | | | | | | | | | | | W | 28-24 |
| 2021 TOTALS | | 0-0 | 0 | 0 | 0.0 | 0 | 0 | 0 | 0 | 0 | 0.0 | 0 | 0 | 12-5 |

+ - Overtime

2022 GAME-BY-GAME REGULAR-SEASON STATISTICS (CHIEFS)

| DATE | OPPONENT | P/S | RECEIVING | | | | | RUSHING | | | | | W/L | SCORE |
|--------------------|---------------|------------|-----------|----------|------------|----------|----------|----------|----------|------------|----------|----------|-------------|--------|
| | | | NO. | YDS. | AVG. | LG | TD | NO. | YDS. | AVG. | LG | TD | | |
| 09/11 | at Cardinals | | | | | | | | | | | | W | 44-21 |
| 09/15 | Chargers | | | | | | | | | | | | W | 27-24 |
| 09/25 | at Colts | | | | | | | | | | | | L | 17-20 |
| 10/02 | at Buccaneers | | | | | | | | | | | | W | 41-31 |
| 10/10 | Raiders | | | | | | | | | | | | W | 30-29 |
| 10/16 | Bills | | | | | | | | | | | | L | 20-24 |
| 10/23 | at 49ers | | | | | | | | | | | | W | 44-23 |
| 11/06 | Titans | | | | | | | | | | | | W | 20-17+ |
| 11/13 | Jaguars | | | | | | | | | | | | W | 27-17 |
| 11/20 | at Chargers | P | 0 | 0 | 0.0 | 0 | 0 | 0 | 0 | 0.0 | 0 | 0 | W | 30-27 |
| 11/27 | Rams | P | 0 | 0 | 0.0 | 0 | 0 | 0 | 0 | 0.0 | 0 | 0 | W | 26-10 |
| 12/04 | at Bengals | P | 0 | 0 | 0.0 | 0 | 0 | 0 | 0 | 0.0 | 0 | 0 | L | 24-27 |
| 12/11 | at Broncos | | | | | | | | | | | | W | 34-28 |
| 12/18 | at Texans | | | | | | | | | | | | W | 30-24+ |
| 12/24 | Seahawks | | | | | | | | | | | | W | 24-10 |
| 01/01 | Broncos | | | | | | | | | | | | W | 27-24 |
| 01/07 | at Raiders | | | | | | | | | | | | W | 31-13 |
| 2022 TOTALS | | 3-0 | 0 | 0 | 0.0 | 0 | 0 | 0 | 0 | 0.0 | 0 | 0 | 14-3 | |

+ - Overtime

2021 GAME-BY-GAME POSTSEASON STATISTICS (CHIEFS)

| DATE | OPPONENT | P/S | RECEIVING | | | | | RUSHING | | | | | W/L | SCORE |
|--------------------|----------|------------|-----------|----------|------------|----------|----------|----------|----------|------------|----------|----------|------------|--------|
| | | | NO. | YDS. | AVG. | LG | TD | NO. | YDS. | AVG. | LG | TD | | |
| 01/16 | Steelers | | | | | | | | | | | | W | 42-21 |
| 01/23 | Bills | | | | | | | | | | | | W | 42-36+ |
| 01/30 | Bengals | | | | | | | | | | | | L | 24-27+ |
| 2021 TOTALS | | 0-0 | 0 | 0 | 0.0 | 0 | 0 | 0 | 0 | 0.0 | 0 | 0 | 2-1 | |

+ - Overtime



2022 GAME-BY-GAME POSTSEASON STATISTICS (CHIEFS)

| DATE | OPPONENT | P/S | RECEIVING | | | | | RUSHING | | | | | W/L | SCORE | |
|--------------------|-----------|------------|-----------|----------|------------|----------|----------|----------|----------|----------|------------|----------|----------|------------|-------|
| | | | NO. | YDS. | AVG. | LG | TD | NO. | YDS. | AVG. | LG | TD | | | |
| 01/21 | Jaguars | | | | | | | | | | | | | W | 27-20 |
| 01/29 | Bengals | | | | | | | | | | | | | W | 23-20 |
| 02/12 | at Eagles | | | | | | | | | | | | | W | 38-35 |
| 2022 TOTALS | | 0-0 | 0 | 0 | 0.0 | 0 | 0 | 0 | 0 | 0 | 0.0 | 0 | 0 | 3-0 | |



DENERIC PRINCE

RUNNING BACK #34
TULSA



ROOKIE

HEIGHT: 6'0"
WEIGHT: 216 LBS
DRAFTED: CFA-23
BIRTHDAY: 4/11/00

📺 Rookie running back enters his first season with the Chiefs in 2023.

📺 Originally entered the NFL as an undrafted free agent with the Kansas City Chiefs in 2023.

Transactions:

Originally entered the NFL as an undrafted free agent with the Kansas City Chiefs in 2023.

COLLEGE

A three-year letterwinner at Tulsa (2020-22) ... Transferred to Tulsa from Texas A&M ... Enrolled at Tulsa in January 2020 ... Played in 26 career games at Tulsa and had 12 starts at Tulsa ... Had 1,728 career rushing yards and 14 TDs at Tulsa ... Had five 100-yard career rushing games and two over 200 yards while attending Tulsa ... Played one game in two years at Texas A&M (2018-19).

PERSONAL

- 📺 Played his prep football at Manvel High School.
- 📺 Earned second-team all-district honors after rushing for 863 yards and 10 touchdowns on 105 attempts for a 14-1 team as a senior in 2017.
- 📺 Rushed for 417 yards and eight touchdowns on 69 carries his junior season.
- 📺 A consensus three-star recruit.
- 📺 247 Sports and ESPN listed him in the Texas Top-150 as a prep senior.
- 📺 High school coach was Kirk Martin.
- 📺 Favorite sports movie is *The Longest Yard*.
- 📺 His favorite TV show is "Power."
- 📺 Reggie Bush is his favorite NFL player.
- 📺 His favorite superhero is Flash.
- 📺 Began playing football at age 3.
- 📺 Has two siblings.
- 📺 Parents are Eric and Deena Prince.
- 📺 Majored in organizational studies.





JUSTIN REID

SAFETY #20
STANFORD



6TH YEAR IN THE NFL

2ND YEAR WITH THE CHIEFS

HEIGHT: 6'1"
WEIGHT: 207 LBS
DRAFTED: FA-22
BIRTHDAY: 2/15/97

Sixth-year safety enters his second season with the Chiefs in 2023.

Originally entered the NFL as a third-round pick (68th overall) by the Houston Texans in the 2018 NFL Draft.

Career Highlights:

Since entering the NFL in 2018, Reid owns the second-longest interception return in the league. He recorded a 101-yard interception return for a touchdown in his rookie year at

Washington (11/18/18).

Since 2018, Reid is second in the league in average return yards per interception among players with seven or more interceptions.

Transactions:

Signed with Kansas City (3/18/22) ... Originally entered the NFL as a third-round pick (68th overall) by the Houston Texans in the 2018 NFL Draft.

COLLEGE

Played three seasons at Stanford (Calif.) University (2015-17), where he recorded 179 total tackles (105 solo), 20 passes defended, 10.5 tackles for loss, six interceptions, one fumble recovery and 1.0 sack in 39 career games played ... As a junior, ranked first among Pac-12 players and 11th nationally with five interceptions and compiled 99 total tackles (52 solo), 6.5 tackles for loss, 1.0 sack and six pass breakups, earning FWAA All-America second-team (defensive back) honors, AP All-America second-team (safety) honors, All-Pac-12 first-team honors, Pac-12 All-Academic second-team honors and was a Jim Thorpe Award semifinalist ... 14th among Pac-12 players with 7.1 tackles/game ... Played in 13 games as a sophomore and logged 57 tackles (37 solo), 4.0 tackles for loss and seven pass breakups, earning him All-Pac-12 honorable mention ... Saw action in 12 games as a true freshman and recorded 23 total tackles (16 solo), one interception and one pass breakup

PERSONAL

- Son of Eric Reid Sr. and Sharon Guillory-Reid.
- Father ran track at LSU.
- Mother was a tight end and defensive end for the Baton Rouge Wildcats of the Women's American Football League.
- Brother, Eric, played football at LSU and was a first-round selection by the San Francisco 49ers.
- Attended Dutchtown (La.) High School.
- Earned All-State honors in 2013 and 2014.
- Also lettered in track and field and soccer.

JUSTIN REID'S NFL REGULAR SEASON DEFENSIVE STATISTICS

| DATE | TEAM | GP | GS | TK | S | TACKLES | | | | | INTERCEPTIONS | | | | | O. FUMB | | | | | ST | | | | | MISC | |
|-------------------|--------|-----------|-----------|------------|------------|------------|-----------|-----------|------------|-------------|---------------|----------|------------|-------------|----------|-----------|----------|----------|----------|----------|-----------|-----------|----------|----------|----------|----------|---|
| | | | | | | A | TFL | YDS | SK | YDS | QBH | NO | YDS | LG | TD | PD | FF | FR | TD | YDS | TK | S | A | FF | FR | S | A |
| 2018 | Texans | 16 | 12 | 81 | 64 | 17 | 2 | 6 | 0.0 | 0.0 | 1 | 3 | 128 | 101t | 1 | 10 | 1 | 2 | 0 | 1 | 7 | 6 | 1 | 0 | 0 | 0 | 0 |
| 2019 | Texans | 15 | 15 | 78 | 57 | 21 | 1 | 0 | 0.0 | 0.0 | 1 | 2 | 55 | 37 | 0 | 5 | 0 | 1 | 0 | 0 | 0 | 0 | 0 | 0 | 0 | 0 | |
| 2020 | Texans | 13 | 13 | 81 | 60 | 21 | 6 | 27 | 2.0 | 16.0 | 4 | 0 | 0 | 0 | 0 | 4 | 0 | 0 | 0 | 0 | 2 | 2 | 0 | 0 | 0 | 0 | |
| 2021 | Texans | 13 | 13 | 64 | 39 | 25 | 2 | 2 | 0.0 | 0.0 | 0 | 2 | 45 | 24 | 0 | 4 | 1 | 0 | 0 | 0 | 2 | 2 | 0 | 0 | 0 | 0 | |
| 2022 | Chiefs | 17 | 17 | 81 | 59 | 22 | 2 | 11 | 1.0 | 8.0 | 4 | 0 | 0 | 0 | 0 | 7 | 0 | 0 | 0 | 0 | 2 | 0 | 2 | 0 | 0 | 0 | |
| NFL TOTALS | | 74 | 70 | 385 | 279 | 106 | 13 | 46 | 3.0 | 24.0 | 10 | 7 | 228 | 101T | 1 | 30 | 2 | 3 | 0 | 1 | 13 | 10 | 3 | 0 | 0 | 0 | |



JUSTIN REID'S NFL POSTSEASON DEFENSIVE STATISTICS

| DATE | TEAM | GP | TACKLES | | | | | | | | INTERCEPTIONS | | | | | O. FUMB | | | ST | | | MISC | | | | | |
|-------------------|--------|----------|----------|-----------|-----------|----------|----------|----------|------------|------------|---------------|----------|----------|----------|----------|----------|----------|----------|----------|----------|----------|----------|----------|----------|----------|----------|---|
| | | | GS | TK | S | A | TFL | YDS | SK | YDS | QBH | NO | YDS | LG | TD | PD | FF | FR | TD | YDS | TK | S | A | FF | FR | S | A |
| 2018 | Texans | 1 | 1 | 3 | 2 | 1 | 0 | 0 | 0.0 | 0.0 | 0 | 0 | 0 | 0 | 0 | 2 | 0 | 0 | 0 | 0 | 0 | 0 | 0 | 0 | 0 | 0 | 0 |
| 2019 | Texans | 2 | 2 | 10 | 7 | 3 | 1 | 0 | 0.0 | 0.0 | 0 | 0 | 0 | 0 | 1 | 0 | 0 | 0 | 0 | 0 | 0 | 0 | 0 | 0 | 0 | 0 | |
| 2022 | Chiefs | 3 | 3 | 20 | 17 | 3 | 0 | 0 | 0.0 | 0.0 | 1 | 0 | 0 | 0 | 1 | 0 | 0 | 0 | 0 | 0 | 0 | 0 | 0 | 0 | 0 | 0 | |
| NFL TOTALS | | 6 | 6 | 33 | 26 | 7 | 1 | 0 | 0.0 | 0.0 | 1 | 0 | 0 | 0 | 4 | 0 | 0 | 0 | 0 | 0 | 0 | 0 | 0 | 0 | 0 | 0 | |

SINGLE-GAME HIGHS: DEFENSIVE

| | | | |
|--------------------------|------------------------------------------------------------------------------------------------------------------------------------------------------------------------------------|----------------------------------|------------------------------------------------------------------------------------------------------------------------------------------------------------------------------------------------------------------------|
| Total Tackles | 10 vs. L.A. Rams, Oct 31, 2021 10 vs. Baltimore, Sep 20, 2020 10 vs. Carolina, Sep 29, 2019 ...1 more at 10. | Tackles For Loss | 3 vs. New England, Nov 22, 2020 2 at San Francisco, Jan 02, 2022 1 at Las Vegas, Jan 07, 2023 1 at Houston, Dec 18, 2022 |
| Solo Tackles | 9 vs. Carolina, Sep 29, 2019 8 vs. Baltimore, Sep 20, 2020 8 at New Orleans, Sep 09, 2019 8 at Denver, Nov 04, 2018 7 vs. New England, Nov 22, 2020 ...2 more at 7. | Interceptions | 1 vs. Indianapolis, Dec 06, 2020 ...5 more at 1. 1 at Cleveland, Sep 19, 2021 1 vs. Jacksonville, Sep 12, 2021 1 at Tampa Bay, Dec 21, 2019 ...4 more at 1. |
| Sacks | 1.0 at Las Vegas, Jan 07, 2023 1.0 at Detroit, Nov 26, 2020 1.0 vs. New England, Nov 22, 2020 | Interception Return Yards | 101 at Washington, Nov 18, 2018 37 at Jacksonville, Nov 03, 2019 24 at Cleveland, Sep 19, 2021 |
| Passes Defensed | 2 at Las Vegas, Jan 07, 2023 2 vs. Denver, Jan 01, 2023 2 vs. Cleveland, Dec 02, 2018 ...2 more at 2. | Special Teams Tackles | 21 vs. Jacksonville, Sep 12, 2021 21 vs. Miami, Oct 25, 2018 2 at Arizona, Sep 11, 2022 2 vs. Indianapolis, Dec 09, 2018 1 vs. Indianapolis, Dec 05, 2021 1 at Arizona, Oct 24, 2021 ...7 more at 1. |
| Forced Fumbles | 1 at Cleveland, Sep 19, 2021 1 vs. Cleveland, Dec 02, 2018 | Longest Opp Fumble Return | 1 at Denver, Nov 04, 2018 |
| Fumble Recoveries | 1 at Tampa Bay, Dec 21, 2019 1 at Philadelphia, Dec 23, 2018 1 at Denver, Nov 04, 2018 | | |

SINGLE-GAME HIGHS - POSTSEASON: DEFENSIVE

| | | | |
|----------------------|-------------------------------------------------------------------------------------------------------------------------------------------------------------------------------------------|-------------------------|------------------------------------------------------------------------------------------------------|
| Total Tackles | 7 at Philadelphia, Feb 12, 2023 7 vs. Cincinnati, Jan 29, 2023 7 vs. Buffalo, Jan 04, 2020 6 vs. Jacksonville, Jan 21, 2023 3 at Kansas City, Jan 12, 2020 ...1 more at 3. | Passes Defensed | 2 vs. Indianapolis, Jan 05, 2019 1 vs. Cincinnati, Jan 29, 2023 1 at Kansas City, Jan 12, 2020 |
| Solo Tackles | 7 vs. Cincinnati, Jan 29, 2023 5 at Philadelphia, Feb 12, 2023 5 vs. Jacksonville, Jan 21, 2023 4 vs. Buffalo, Jan 04, 2020 3 at Kansas City, Jan 12, 2020 | Tackles For Loss | 1 vs. Buffalo, Jan 04, 2020 |

2018 GAME-BY-GAME REGULAR-SEASON STATISTICS (TEXANS)

| DATE | OPPONENT | P/S | TACKLES | | | | | | | | INTERCEPTIONS | | | | | O. FUMB | | | ST | | | MISC | | W/L | SCORE | | | | |
|--------------------|-------------|-----|--------------|-----------|-----------|-----------|------------|------------|----------|----------|---------------|----------|------------|-------------|----------|-----------|----------|----------|----------|----------|----------|----------|----------|----------|----------|----------|----------|----------|-------------|
| | | | TK | S | A | SK | YDS | TFL | YDS | QBH | NO | YDS | LG | TD | PD | FF | FR | TD | YDS | TK | S | A | FF | | | FR | S | A | |
| 09/09 | at Patriots | P | 1 | 1 | 0 | 0.0 | 0.0 | 0 | 0 | 0 | 0 | 0 | 0 | 0 | 0 | 0 | 1 | 0 | 0 | 0 | 0 | 0 | 0 | 0 | 0 | 0 | L | 20-27 | |
| 09/16 | at Titans | S | 5 | 4 | 1 | 0.0 | 0.0 | 0 | 0 | 1 | 0 | 0 | 0 | 0 | 0 | 0 | 0 | 0 | 0 | 0 | 0 | 0 | 0 | 0 | 0 | L | 17-20 | | |
| 09/23 | Giants | P | 3 | 3 | 0 | 0.0 | 0.0 | 0 | 0 | 0 | 0 | 0 | 0 | 0 | 0 | 0 | 0 | 0 | 1 | 1 | 0 | 0 | 0 | 0 | 0 | L | 22-27 | | |
| 09/30 | at Colts | P | 5 | 4 | 1 | 0.0 | 0.0 | 0 | 0 | 0 | 0 | 0 | 0 | 1 | 0 | 0 | 0 | 0 | 0 | 0 | 0 | 0 | 0 | 0 | 0 | W | 37-34+ | | |
| 10/07 | Cowboys | P | 6 | 5 | 1 | 0.0 | 0.0 | 0 | 0 | 0 | 1 | 6 | 6 | 0 | 1 | 0 | 0 | 0 | 0 | 0 | 0 | 0 | 0 | 0 | 0 | W | 19-16+ | | |
| 10/14 | Bills | S | 4 | 3 | 1 | 0.0 | 0.0 | 0 | 0 | 0 | 0 | 0 | 0 | 0 | 0 | 0 | 0 | 0 | 0 | 0 | 0 | 0 | 0 | 0 | 0 | W | 20-13 | | |
| 10/21 | at Jaguars | S | 5 | 5 | 0 | 0.0 | 0.0 | 0 | 0 | 0 | 0 | 0 | 0 | 0 | 0 | 0 | 0 | 0 | 0 | 0 | 0 | 0 | 0 | 0 | 0 | W | 20-7 | | |
| 10/25 | Dolphins | S | 8 | 4 | 4 | 0.0 | 0.0 | 0 | 0 | 0 | 1 | 21 | 21 | 0 | 2 | 0 | 0 | 0 | 0 | 1 | 1 | 0 | 0 | 0 | 0 | W | 42-23 | | |
| 11/04 | at Broncos | S | 9 | 8 | 1 | 0.0 | 0.0 | 0 | 0 | 0 | 0 | 0 | 0 | 0 | 0 | 1 | 0 | 1 | 1 | 1 | 0 | 0 | 0 | 0 | 0 | W | 19-17 | | |
| 11/18 | at Redskins | S | 4 | 3 | 1 | 0.0 | 0.0 | 0 | 0 | 0 | 1 | 101 | 101 | 1 | 2 | 0 | 0 | 0 | 0 | 0 | 0 | 0 | 0 | 0 | 0 | W | 23-21 | | |
| 11/26 | Titans | S | 3 | 2 | 1 | 0.0 | 0.0 | 1 | 5 | 0 | 0 | 0 | 0 | 0 | 0 | 0 | 0 | 0 | 0 | 0 | 0 | 0 | 0 | 0 | 0 | W | 34-17 | | |
| 12/02 | Browns | S | 4 | 3 | 1 | 0.0 | 0.0 | 0 | 0 | 0 | 0 | 0 | 0 | 0 | 2 | 1 | 0 | 0 | 0 | 0 | 0 | 0 | 0 | 0 | 0 | W | 29-13 | | |
| 12/09 | Colts | S | 7 | 6 | 1 | 0.0 | 0.0 | 1 | 1 | 0 | 0 | 0 | 0 | 0 | 0 | 0 | 0 | 0 | 2 | 1 | 1 | 0 | 0 | 0 | 0 | L | 21-24 | | |
| 12/15 | at Jets | S | 6 | 5 | 1 | 0.0 | 0.0 | 0 | 0 | 0 | 0 | 0 | 0 | 0 | 0 | 0 | 0 | 0 | 0 | 0 | 0 | 0 | 0 | 0 | 0 | W | 29-22 | | |
| 12/23 | at Eagles | S | 7 | 7 | 0 | 0.0 | 0.0 | 0 | 0 | 0 | 0 | 0 | 0 | 0 | 0 | 1 | 0 | 0 | 1 | 1 | 0 | 0 | 0 | 0 | 0 | L | 30-32 | | |
| 12/30 | Jaguars | S | 4 | 1 | 3 | 0.0 | 0.0 | 0 | 0 | 0 | 0 | 0 | 0 | 0 | 1 | 0 | 0 | 0 | 1 | 1 | 0 | 0 | 0 | 0 | 0 | W | 20-3 | | |
| 2018 TOTALS | | | 16-12 | 81 | 64 | 17 | 0.0 | 0.0 | 2 | 6 | 1 | 3 | 128 | 101T | 1 | 10 | 1 | 2 | 0 | 1 | 7 | 6 | 1 | 0 | 0 | 0 | 0 | 0 | 11-5 |

+ - Overtime



2019 GAME-BY-GAME REGULAR-SEASON STATISTICS (TEXANS)

| DATE | OPPONENT | P/S | TACKLES | | | | | | | | INTERCEPTIONS | | | | | O. FUMB | | | | ST | | | | MISC | | W/L | SCORE |
|--------------------|---------------|-----|--------------|-----------|-----------|-----------|------------|------------|----------|----------|---------------|----------|-----------|-----------|----------|----------|----------|----------|----------|----------|----------|----------|----------|----------|----------|----------|-------------|
| | | | TK | S | A | SK | YDS | TFL | YDS | QBH | NO | YDS | LG | TD | PD | FF | FR | TD | YDS | TK | S | A | FF | FR | S | | |
| 09/09 | at Saints | S | 10 | 8 | 2 | 0.0 | 0.0 | 0 | 0 | 0 | 0 | 0 | 0 | 0 | 0 | 0 | 0 | 0 | 0 | 0 | 0 | 0 | 0 | 0 | 0 | L | 28-30 |
| 09/15 | Jaguars | S | 4 | 2 | 2 | 0.0 | 0.0 | 0 | 0 | 0 | 0 | 0 | 0 | 0 | 0 | 0 | 0 | 0 | 0 | 0 | 0 | 0 | 0 | 0 | 0 | W | 13-12 |
| 09/22 | at Chargers | S | 9 | 7 | 2 | 0.0 | 0.0 | 1 | 0 | 0 | 0 | 0 | 0 | 0 | 0 | 0 | 0 | 0 | 0 | 0 | 0 | 0 | 0 | 0 | 0 | W | 27-20 |
| 09/29 | Panthers | S | 10 | 9 | 1 | 0.0 | 0.0 | 0 | 0 | 0 | 0 | 0 | 0 | 0 | 0 | 0 | 0 | 0 | 0 | 0 | 0 | 0 | 0 | 0 | 0 | L | 10-16 |
| 10/06 | Falcons | S | 8 | 3 | 5 | 0.0 | 0.0 | 0 | 0 | 0 | 0 | 0 | 0 | 0 | 0 | 0 | 0 | 0 | 0 | 0 | 0 | 0 | 0 | 0 | 0 | W | 53-32 |
| 10/13 | at Chiefs | S | 2 | 1 | 1 | 0.0 | 0.0 | 0 | 0 | 0 | 0 | 0 | 0 | 0 | 0 | 0 | 0 | 0 | 0 | 0 | 0 | 0 | 0 | 0 | 0 | W | 31-24 |
| 10/20 | at Colts | S | 1 | 1 | 0 | 0.0 | 0.0 | 0 | 0 | 0 | 0 | 0 | 0 | 0 | 0 | 0 | 0 | 0 | 0 | 0 | 0 | 0 | 0 | 0 | 0 | L | 23-30 |
| 10/27 | Raiders | S | 5 | 3 | 2 | 0.0 | 0.0 | 0 | 0 | 0 | 0 | 0 | 0 | 0 | 0 | 1 | 0 | 0 | 0 | 0 | 0 | 0 | 0 | 0 | 0 | W | 27-24 |
| 11/03 | at Jaguars | S | 2 | 2 | 0 | 0.0 | 0.0 | 0 | 0 | 0 | 1 | 37 | 37 | 0 | 1 | 0 | 0 | 0 | 0 | 0 | 0 | 0 | 0 | 0 | 0 | W | 26-3 |
| 11/17 | at Ravens | S | 3 | 3 | 0 | 0.0 | 0.0 | 0 | 0 | 0 | 0 | 0 | 0 | 0 | 0 | 0 | 0 | 0 | 0 | 0 | 0 | 0 | 0 | 0 | 0 | L | 7-41 |
| 11/21 | Colts | | | | | | | | | | | | | | | | | | | | | | | | W | 20-17 | |
| 12/01 | Patriots | S | 6 | 5 | 1 | 0.0 | 0.0 | 0 | 0 | 0 | 0 | 0 | 0 | 0 | 1 | 0 | 0 | 0 | 0 | 0 | 0 | 0 | 0 | 0 | 0 | W | 28-22 |
| 12/08 | Broncos | S | 6 | 2 | 4 | 0.0 | 0.0 | 0 | 0 | 1 | 0 | 0 | 0 | 0 | 0 | 0 | 0 | 0 | 0 | 0 | 0 | 0 | 0 | 0 | 0 | L | 24-38 |
| 12/15 | at Titans | S | 6 | 5 | 1 | 0.0 | 0.0 | 0 | 0 | 0 | 0 | 0 | 0 | 0 | 1 | 0 | 0 | 0 | 0 | 0 | 0 | 0 | 0 | 0 | 0 | W | 24-21 |
| 12/21 | at Buccaneers | S | 4 | 4 | 0 | 0.0 | 0.0 | 0 | 0 | 0 | 1 | 18 | 18 | 0 | 1 | 0 | 1 | 0 | 0 | 0 | 0 | 0 | 0 | 0 | 0 | W | 23-20 |
| 12/29 | Titans | S | 2 | 2 | 0 | 0.0 | 0.0 | 0 | 0 | 0 | 0 | 0 | 0 | 0 | 0 | 0 | 0 | 0 | 0 | 0 | 0 | 0 | 0 | 0 | 0 | L | 14-35 |
| 2019 TOTALS | | | 15-15 | 78 | 57 | 21 | 0.0 | 0.0 | 1 | 0 | 1 | 2 | 55 | 37 | 0 | 5 | 0 | 1 | 0 | 0 | 0 | 0 | 0 | 0 | 0 | 0 | 10-6 |

2020 GAME-BY-GAME REGULAR-SEASON STATISTICS (TEXANS)

| DATE | OPPONENT | P/S | TACKLES | | | | | | | | INTERCEPTIONS | | | | | O. FUMB | | | | ST | | | | MISC | | W/L | SCORE | |
|--------------------|-------------|-----|--------------|-----------|-----------|-----------|------------|-------------|----------|-----------|---------------|----------|----------|----------|----------|----------|----------|----------|----------|----------|----------|----------|----------|----------|----------|----------|----------|-------------|
| | | | TK | S | A | SK | YDS | TFL | YDS | QBH | NO | YDS | LG | TD | PD | FF | FR | TD | YDS | TK | S | A | FF | FR | S | | | A |
| 09/10 | at Chiefs | S | 5 | 5 | 0 | 0.0 | 0.0 | 0 | 0 | 0 | 0 | 0 | 0 | 0 | 1 | 0 | 0 | 0 | 0 | 0 | 0 | 0 | 0 | 0 | 0 | L | 20-34 | |
| 09/20 | Ravens | S | 10 | 8 | 2 | 0.0 | 0.0 | 1 | 3 | 0 | 0 | 0 | 0 | 0 | 0 | 0 | 0 | 0 | 0 | 0 | 0 | 0 | 0 | 0 | 0 | L | 16-33 | |
| 09/27 | at Steelers | S | 6 | 4 | 2 | 0.0 | 0.0 | 0 | 0 | 0 | 0 | 0 | 0 | 0 | 0 | 0 | 0 | 0 | 0 | 0 | 0 | 0 | 0 | 0 | 0 | L | 21-28 | |
| 10/04 | Vikings | S | 5 | 4 | 1 | 0.0 | 0.0 | 0 | 0 | 0 | 0 | 0 | 0 | 0 | 0 | 0 | 0 | 0 | 0 | 0 | 0 | 0 | 0 | 0 | 0 | L | 23-31 | |
| 10/11 | Jaguars | S | 7 | 6 | 1 | 0.0 | 0.0 | 0 | 0 | 0 | 0 | 0 | 0 | 0 | 0 | 0 | 0 | 0 | 0 | 0 | 0 | 0 | 0 | 0 | 0 | W | 30-14 | |
| 10/18 | at Titans | S | 7 | 5 | 2 | 0.0 | 0.0 | 0 | 0 | 0 | 0 | 0 | 0 | 0 | 1 | 0 | 0 | 0 | 0 | 0 | 0 | 0 | 0 | 0 | 0 | L | 36-42+ | |
| 10/25 | Packers | S | 4 | 2 | 2 | 0.0 | 0.0 | 0 | 0 | 0 | 0 | 0 | 0 | 0 | 0 | 0 | 0 | 0 | 0 | 0 | 0 | 0 | 0 | 0 | 0 | L | 20-35 | |
| 11/08 | at Jaguars | S | 6 | 5 | 1 | 0.0 | 0.0 | 0 | 0 | 0 | 0 | 0 | 0 | 0 | 0 | 0 | 0 | 0 | 0 | 0 | 0 | 0 | 0 | 0 | 0 | W | 27-25 | |
| 11/15 | at Browns | S | 4 | 2 | 2 | 0.0 | 0.0 | 0 | 0 | 0 | 0 | 0 | 0 | 0 | 0 | 0 | 0 | 0 | 0 | 0 | 0 | 0 | 0 | 0 | 0 | L | 7-10 | |
| 11/22 | Patriots | S | 9 | 7 | 2 | 1.0 | 9.0 | 3 | 14 | 2 | 0 | 0 | 0 | 0 | 0 | 0 | 0 | 0 | 0 | 0 | 0 | 0 | 0 | 0 | 0 | W | 27-20 | |
| 11/26 | at Lions | S | 8 | 5 | 3 | 1.0 | 7.0 | 1 | 7 | 2 | 0 | 0 | 0 | 0 | 1 | 0 | 0 | 0 | 0 | 0 | 0 | 0 | 0 | 0 | 0 | W | 41-25 | |
| 12/06 | Colts | S | 7 | 6 | 1 | 0.0 | 0.0 | 1 | 3 | 0 | 0 | 0 | 0 | 0 | 0 | 0 | 0 | 0 | 0 | 1 | 1 | 0 | 0 | 0 | 0 | L | 20-26 | |
| 12/13 | at Bears | S | 3 | 1 | 2 | 0.0 | 0.0 | 0 | 0 | 0 | 0 | 0 | 0 | 0 | 1 | 0 | 0 | 0 | 0 | 1 | 1 | 0 | 0 | 0 | 0 | L | 7-36 | |
| 12/20 | at Colts | | | | | | | | | | | | | | | | | | | | | | | | L | 20-27 | | |
| 12/27 | Bengals | | | | | | | | | | | | | | | | | | | | | | | | L | 31-37 | | |
| 01/03 | Titans | | | | | | | | | | | | | | | | | | | | | | | | L | 38-41 | | |
| 2020 TOTALS | | | 13-13 | 81 | 60 | 21 | 2.0 | 16.0 | 6 | 27 | 4 | 0 | 0 | 0 | 0 | 4 | 0 | 0 | 0 | 0 | 2 | 2 | 0 | 0 | 0 | 0 | 0 | 4-12 |

+ - Overtime

2021 GAME-BY-GAME REGULAR-SEASON STATISTICS (TEXANS)

| DATE | OPPONENT | P/S | TACKLES | | | | | | | | INTERCEPTIONS | | | | | O. FUMB | | | | ST | | | | MISC | | W/L | SCORE | |
|--------------------|--------------|-----|--------------|-----------|-----------|-----------|------------|------------|----------|----------|---------------|----------|-----------|-----------|----------|----------|----------|----------|----------|----------|----------|----------|----------|----------|----------|----------|----------|-------------|
| | | | TK | S | A | SK | YDS | TFL | YDS | QBH | NO | YDS | LG | TD | PD | FF | FR | TD | YDS | TK | S | A | FF | FR | S | | | A |
| 09/12 | Jaguars | S | 4 | 2 | 2 | 0.0 | 0.0 | 0 | 0 | 0 | 1 | 21 | 21 | 0 | 1 | 0 | 0 | 0 | 0 | 0 | 0 | 0 | 0 | 0 | 0 | 0 | W | 37-21 |
| 09/19 | at Browns | S | 4 | 4 | 0 | 0.0 | 0.0 | 0 | 0 | 0 | 1 | 24 | 24 | 0 | 1 | 1 | 0 | 0 | 0 | 0 | 0 | 0 | 0 | 0 | 0 | L | 21-31 | |
| 09/23 | Panthers | | | | | | | | | | | | | | | | | | | | | | | | | L | 9-24 | |
| 10/03 | at Bills | S | 6 | 5 | 1 | 0.0 | 0.0 | 0 | 0 | 0 | 0 | 0 | 0 | 0 | 0 | 0 | 0 | 0 | 0 | 0 | 0 | 0 | 0 | 0 | 0 | L | 0-40 | |
| 10/10 | Patriots | S | 6 | 3 | 3 | 0.0 | 0.0 | 0 | 0 | 0 | 0 | 0 | 0 | 0 | 1 | 0 | 0 | 0 | 0 | 0 | 0 | 0 | 0 | 0 | 0 | L | 22-25 | |
| 10/17 | at Colts | S | 1 | 1 | 0 | 0.0 | 0.0 | 0 | 0 | 0 | 0 | 0 | 0 | 0 | 1 | 0 | 0 | 0 | 0 | 0 | 0 | 0 | 0 | 0 | 0 | L | 3-31 | |
| 10/24 | at Cardinals | S | 7 | 4 | 3 | 0.0 | 0.0 | 0 | 0 | 0 | 0 | 0 | 0 | 0 | 0 | 0 | 0 | 0 | 0 | 1 | 1 | 0 | 0 | 0 | 0 | L | 5-31 | |
| 10/31 | Rams | S | 10 | 5 | 5 | 0.0 | 0.0 | 0 | 0 | 0 | 0 | 0 | 0 | 0 | 0 | 0 | 0 | 0 | 0 | 0 | 0 | 0 | 0 | 0 | 0 | L | 22-38 | |
| 11/07 | at Dolphins | S | 1 | 1 | 0 | 0.0 | 0.0 | 0 | 0 | 0 | 0 | 0 | 0 | 0 | 0 | 0 | 0 | 0 | 0 | 0 | 0 | 0 | 0 | 0 | 0 | L | 9-17 | |
| 11/21 | at Titans | S | 2 | 1 | 1 | 0.0 | 0.0 | 0 | 0 | 0 | 0 | 0 | 0 | 0 | 0 | 0 | 0 | 0 | 0 | 0 | 0 | 0 | 0 | 0 | 0 | W | 22-13 | |
| 11/28 | Jets | | | | | | | | | | | | | | | | | | | | | | | | | L | 14-21 | |
| 12/05 | Colts | S | 6 | 3 | 3 | 0.0 | 0.0 | 0 | 0 | 0 | 0 | 0 | 0 | 0 | 0 | 0 | 0 | 0 | 0 | 1 | 1 | 0 | 0 | 0 | 0 | L | 0-31 | |
| 12/12 | Seahawks | S | 4 | 2 | 2 | 0.0 | 0.0 | 0 | 0 | 0 | 0 | 0 | 0 | 0 | 0 | 0 | 0 | 0 | 0 | 0 | 0 | 0 | 0 | 0 | 0 | L | 13-33 | |
| 12/19 | at Jaguars | | | | | | | | | | | | | | | | | | | | | | | | | W | 30-16 | |
| 12/26 | Chargers | S | 7 | 3 | 4 | 0.0 | 0.0 | 0 | 0 | 0 | 0 | 0 | 0 | 0 | 0 | 0 | 0 | 0 | 0 | 0 | 0 | 0 | 0 | 0 | 0 | W | 41-29 | |
| 01/02 | at 49ers | | | | | | | | | | | | | | | | | | | | | | | | | L | 7-23 | |
| 01/09 | Titans | | | | | | | | | | | | | | | | | | | | | | | | | L | 25-28 | |
| 2021 TOTALS | | | 12-12 | 58 | 34 | 24 | 0.0 | 0.0 | 0 | 0 | 0 | 2 | 45 | 24 | 0 | 4 | 1 | 0 | 0 | 0 | 2 | 2 | 0 | 0 | 0 | 0 | 0 | 4-13 |



2022 GAME-BY-GAME REGULAR-SEASON STATISTICS (CHIEFS)

| DATE | OPPONENT | P/S | TACKLES | | | | | | | | INTERCEPTIONS | | | | | O. FUMB | | | | ST | | | | MISC | | W/L | SCORE |
|--------------------|---------------|--------------|-----------|-----------|-----------|------------|------------|----------|-----------|----------|---------------|----------|----------|----------|----------|----------|----------|----------|----------|----------|----------|----------|----------|----------|----------|-------------|--------|
| | | | TK | S | A | SK | YDS | TFL | YDS | QBH | NO | YDS | LG | TD | PD | FF | FR | TD | YDS | TK | S | A | FF | FR | S | | |
| 09/11 | at Cardinals | S | 2 | 2 | 0 | 0.0 | 0.0 | 0 | 0 | 0 | 0 | 0 | 0 | 0 | 0 | 0 | 0 | 0 | 2 | 0 | 2 | 0 | 0 | 0 | 0 | W | 44-21 |
| 09/15 | Chargers | S | 4 | 3 | 1 | 0.0 | 0.0 | 0 | 0 | 0 | 0 | 0 | 0 | 0 | 0 | 1 | 0 | 0 | 0 | 0 | 0 | 0 | 0 | 0 | 0 | W | 27-24 |
| 09/25 | at Colts | S | 6 | 2 | 4 | 0.0 | 0.0 | 0 | 0 | 2 | 0 | 0 | 0 | 0 | 0 | 0 | 0 | 0 | 0 | 0 | 0 | 0 | 0 | 0 | 0 | L | 17-20 |
| 10/02 | at Buccaneers | S | 5 | 3 | 2 | 0.0 | 0.0 | 0 | 0 | 0 | 0 | 0 | 0 | 0 | 0 | 0 | 0 | 0 | 0 | 0 | 0 | 0 | 0 | 0 | 0 | W | 41-31 |
| 10/10 | Raiders | S | 4 | 4 | 0 | 0.0 | 0.0 | 0 | 0 | 0 | 0 | 0 | 0 | 0 | 0 | 0 | 0 | 0 | 0 | 0 | 0 | 0 | 0 | 0 | 0 | W | 30-29 |
| 10/16 | Bills | S | 5 | 3 | 2 | 0.0 | 0.0 | 0 | 0 | 0 | 0 | 0 | 0 | 0 | 0 | 1 | 0 | 0 | 0 | 0 | 0 | 0 | 0 | 0 | 0 | L | 20-24 |
| 10/23 | at 49ers | S | 7 | 5 | 2 | 0.0 | 0.0 | 0 | 0 | 0 | 0 | 0 | 0 | 0 | 0 | 0 | 0 | 0 | 0 | 0 | 0 | 0 | 0 | 0 | 0 | W | 44-23 |
| 11/06 | Titans | S | 3 | 3 | 0 | 0.0 | 0.0 | 0 | 0 | 0 | 0 | 0 | 0 | 0 | 0 | 0 | 0 | 0 | 0 | 0 | 0 | 0 | 0 | 0 | 0 | W | 20-17+ |
| 11/13 | Jaguars | S | 7 | 4 | 3 | 0.0 | 0.0 | 0 | 0 | 0 | 0 | 0 | 0 | 0 | 0 | 0 | 0 | 0 | 0 | 0 | 0 | 0 | 0 | 0 | 0 | W | 27-17 |
| 11/20 | at Chargers | S | 4 | 4 | 0 | 0.0 | 0.0 | 0 | 0 | 0 | 0 | 0 | 0 | 0 | 0 | 0 | 0 | 0 | 0 | 0 | 0 | 0 | 0 | 0 | 0 | W | 30-27 |
| 11/27 | Rams | S | 3 | 3 | 0 | 0.0 | 0.0 | 0 | 0 | 0 | 0 | 0 | 0 | 0 | 0 | 0 | 0 | 0 | 0 | 0 | 0 | 0 | 0 | 0 | 0 | W | 26-10 |
| 12/04 | at Bengals | S | 4 | 3 | 1 | 0.0 | 0.0 | 0 | 0 | 0 | 0 | 0 | 0 | 0 | 0 | 0 | 0 | 0 | 0 | 0 | 0 | 0 | 0 | 0 | 0 | L | 24-27 |
| 12/11 | at Broncos | S | 4 | 3 | 1 | 0.0 | 0.0 | 0 | 0 | 0 | 0 | 0 | 0 | 0 | 0 | 0 | 0 | 0 | 0 | 0 | 0 | 0 | 0 | 0 | 0 | W | 34-28 |
| 12/18 | at Texans | S | 6 | 6 | 0 | 0.0 | 0.0 | 1 | 3 | 0 | 0 | 0 | 0 | 0 | 0 | 1 | 0 | 0 | 0 | 0 | 0 | 0 | 0 | 0 | 0 | W | 30-24+ |
| 12/24 | Seahawks | S | 8 | 5 | 3 | 0.0 | 0.0 | 0 | 0 | 0 | 0 | 0 | 0 | 0 | 0 | 0 | 0 | 0 | 0 | 0 | 0 | 0 | 0 | 0 | 0 | W | 24-10 |
| 01/01 | Broncos | S | 3 | 1 | 2 | 0.0 | 0.0 | 0 | 0 | 1 | 0 | 0 | 0 | 0 | 2 | 0 | 0 | 0 | 0 | 0 | 0 | 0 | 0 | 0 | 0 | W | 27-24 |
| 01/07 | at Raiders | S | 6 | 5 | 1 | 1.0 | 8.0 | 1 | 8 | 1 | 0 | 0 | 0 | 0 | 2 | 0 | 0 | 0 | 0 | 0 | 0 | 0 | 0 | 0 | 0 | W | 31-13 |
| 2022 TOTALS | | 17-17 | 81 | 59 | 22 | 1.0 | 8.0 | 2 | 11 | 4 | 0 | 0 | 0 | 0 | 7 | 0 | 0 | 0 | 0 | 0 | 2 | 0 | 2 | 0 | 0 | 14-3 | |

+ - Overtime

2018 GAME-BY-GAME POSTSEASON STATISTICS (TEXANS)

| DATE | OPPONENT | P/S | TACKLES | | | | | | | | INTERCEPTIONS | | | | | O. FUMB | | | | ST | | | | MISC | | W/L | SCORE |
|--------------------|----------|------------|----------|----------|----------|------------|------------|----------|----------|----------|---------------|----------|----------|----------|----------|----------|----------|----------|----------|----------|----------|----------|----------|----------|----------|------------|-------|
| | | | TK | S | A | SK | YDS | TFL | YDS | QBH | NO | YDS | LG | TD | PD | FF | FR | TD | YDS | TK | S | A | FF | FR | S | | |
| 01/05 | Colts | S | 3 | 2 | 1 | 0.0 | 0.0 | 0 | 0 | 0 | 0 | 0 | 0 | 0 | 2 | 0 | 0 | 0 | 0 | 0 | 0 | 0 | 0 | 0 | 0 | L | 7-21 |
| 2018 TOTALS | | 1-1 | 3 | 2 | 1 | 0.0 | 0.0 | 0 | 0 | 0 | 0 | 0 | 0 | 0 | 2 | 0 | 0 | 0 | 0 | 0 | 0 | 0 | 0 | 0 | 0 | 0-1 | |

2019 GAME-BY-GAME POSTSEASON STATISTICS (TEXANS)

| DATE | OPPONENT | P/S | TACKLES | | | | | | | | INTERCEPTIONS | | | | | O. FUMB | | | | ST | | | | MISC | | W/L | SCORE |
|--------------------|-----------|------------|-----------|----------|----------|------------|------------|----------|----------|----------|---------------|----------|----------|----------|----------|----------|----------|----------|----------|----------|----------|----------|----------|----------|------------|-----|--------|
| | | | TK | S | A | SK | YDS | TFL | YDS | QBH | NO | YDS | LG | TD | PD | FF | FR | TD | YDS | TK | S | A | FF | FR | S | | |
| 01/04 | Bills | S | 7 | 4 | 3 | 0.0 | 0.0 | 1 | 0 | 0 | 0 | 0 | 0 | 0 | 0 | 0 | 0 | 0 | 0 | 0 | 0 | 0 | 0 | 0 | 0 | W | 22-19+ |
| 01/12 | at Chiefs | S | 3 | 3 | 0 | 0.0 | 0.0 | 0 | 0 | 0 | 0 | 0 | 0 | 0 | 1 | 0 | 0 | 0 | 0 | 0 | 0 | 0 | 0 | 0 | 0 | L | 31-51 |
| 2019 TOTALS | | 2-2 | 10 | 7 | 3 | 0.0 | 0.0 | 1 | 0 | 0 | 0 | 0 | 0 | 0 | 1 | 0 | 0 | 0 | 0 | 0 | 0 | 0 | 0 | 0 | 1-1 | | |

+ - Overtime

2022 GAME-BY-GAME POSTSEASON STATISTICS (CHIEFS)

| DATE | OPPONENT | P/S | TACKLES | | | | | | | | INTERCEPTIONS | | | | | O. FUMB | | | | ST | | | | MISC | | W/L | SCORE |
|--------------------|-----------|------------|-----------|-----------|----------|------------|------------|----------|----------|----------|---------------|----------|----------|----------|----------|----------|----------|----------|----------|----------|----------|----------|----------|----------|----------|------------|-------|
| | | | TK | S | A | SK | YDS | TFL | YDS | QBH | NO | YDS | LG | TD | PD | FF | FR | TD | YDS | TK | S | A | FF | FR | S | | |
| 01/21 | Jaguars | S | 6 | 5 | 1 | 0.0 | 0.0 | 0 | 0 | 1 | 0 | 0 | 0 | 0 | 0 | 0 | 0 | 0 | 0 | 0 | 0 | 0 | 0 | 0 | 0 | W | 27-20 |
| 01/29 | Bengals | S | 7 | 7 | 0 | 0.0 | 0.0 | 0 | 0 | 0 | 0 | 0 | 0 | 0 | 1 | 0 | 0 | 0 | 0 | 0 | 0 | 0 | 0 | 0 | 0 | W | 23-20 |
| 02/12 | at Eagles | S | 7 | 5 | 2 | 0.0 | 0.0 | 0 | 0 | 0 | 0 | 0 | 0 | 0 | 0 | 0 | 0 | 0 | 0 | 0 | 0 | 0 | 0 | 0 | 0 | W | 38-35 |
| 2022 TOTALS | | 3-3 | 20 | 17 | 3 | 0.0 | 0.0 | 0 | 0 | 1 | 0 | 0 | 0 | 0 | 1 | 0 | 0 | 0 | 0 | 0 | 0 | 0 | 0 | 0 | 0 | 3-0 | |





AUSTIN REITER

CENTER #61
SOUTH FLORIDA



19 22

7TH YEAR IN THE NFL | **4TH YEAR WITH THE CHIEFS** | **HEIGHT: 6'3"**
WEIGHT: 301 LBS
DRAFTED: FA-22
BIRTHDAY: 11/27/91

Seventh-year offensive lineman enters his fourth season with the Chiefs in 2023, after spending last season on the club's practice squad.

Originally entered the NFL as a seventh-round pick (222nd overall) by Washington in the 2015 NFL Draft.

Honors:

2020 Ed Block Courage Award.

Transactions:

Signed with Kansas City (2/15/23) ... Signed with Kansas City's practice squad (12/8/22) ... Released by Kansas City (11/29/22) ... Signed with Kansas City's practice squad (8/31/22) ... Released by

Kansas City (8/30/22) ... Signed with Kansas City (5/10/22) ... Released by Kansas City (5/6/22) ... Signed by Kansas City (3/24/22) ... Released by L.A. Rams (12/21/21) ... Signed to L.A. Rams' practice squad (12/18/21) ... Released by Miami (12/14/21) ... Elevated to Miami's active roster (10/5/21) ... Reverted back to the Saints' practice squad (9/27/21) ... Activated to the Saints' active roster (9/25/21) ... Signed with New Orleans' practice squad (9/15/21) ... Acquired via waivers by Kansas City (9/3/18) ... Released by Cleveland (9/2/18) ... Re-signed with Cleveland (4/16/18) ... Elevated to Cleveland's active roster (9/20/16) ... Signed with Washington's practice squad (9/15/16) ... Released by Washington (9/13/16) ... Signed with Washington (1/11/16) ... Signed with Washington's practice squad (9/29/15) ... Released by Washington (9/5/15) ... Originally entered the NFL as a seventh-round pick (222nd overall) by Washington in the 2015 NFL Draft.

COLLEGE

Played 46 games (36 starts) at South Florida ... Started all 12 games at center as a senior in 2014, earning team's Offensive Lineman Award and Tough Man Award ... Started 12 games as a junior in 2013 ... Started 12 games as a sophomore in 2012.

PERSONAL

- Played right tackle on offense and three technique defensive tackle at Lakewood Ranch (Fla.) High School.
- Earned two bachelor's degrees in communications and public health from South Florida.
- Hometown: Bradenton, Fla.
- Last name pronounced: RIGHT-er.

AUSTIN REITER'S NFL REGULAR SEASON STATISTICS

| DATE | TEAM | GP | GS |
|---------------------------------------------------|--------------|-----------|-----------|
| 2015 | Redskins | 0 | 0 |
| 2016 | Redskins | 0 | 0 |
| Went from Washington to Cleveland . | | | |
| 2016 | Browns | 1 | 1 |
| 2016 | TOTAL | 1 | 1 |
| 2017 | Browns | 16 | 0 |
| 2018 | Chiefs | 11 | 4 |
| 2019 | Chiefs | 16 | 16 |
| 2020 | Chiefs | 15 | 12 |
| 2021 | Saints | 0 | 0 |
| Went from New Orleans to Miami . | | | |
| 2021 | Dolphins | 6 | 5 |
| Went from Miami to L.A. Rams . | | | |
| 2021 | Rams | 0 | 0 |
| 2021 | TOTAL | 6 | 5 |
| 2022 | Chiefs | 0 | 0 |
| NFL TOTALS | | 65 | 38 |

AUSTIN REITER'S NFL POSTSEASON STATISTICS

| DATE | TEAM | GP | GS |
|-------------------|--------|----------|----------|
| 2018 | Chiefs | 2 | 0 |
| 2019 | Chiefs | 3 | 3 |
| 2020 | Chiefs | 3 | 3 |
| 2022 | Chiefs | 0 | 0 |
| NFL TOTALS | | 8 | 6 |

2015 GAME-BY-GAME REGULAR-SEASON STATISTICS (REDSKINS)

| DATE | OPPONENT | P/S | | W/L | SCORE |
|--------------------|-------------|------------|----------------|------------|--------|
| 09/13 | Dolphins | | NOT ON ROSTER | L | 10-17 |
| 09/20 | Rams | | NOT ON ROSTER | W | 24-10 |
| 09/24 | at Giants | | NOT ON ROSTER | L | 21-32 |
| 10/04 | Eagles | | PRACTICE SQUAD | W | 23-20 |
| 10/11 | at Falcons | | PRACTICE SQUAD | L | 19-25+ |
| 10/18 | at Jets | | PRACTICE SQUAD | L | 20-34 |
| 10/25 | Buccaneers | | PRACTICE SQUAD | W | 31-30 |
| 11/08 | at Patriots | | PRACTICE SQUAD | L | 10-27 |
| 11/15 | Saints | | PRACTICE SQUAD | W | 47-14 |
| 11/22 | at Panthers | | PRACTICE SQUAD | L | 16-44 |
| 11/29 | Giants | | PRACTICE SQUAD | W | 20-14 |
| 12/07 | Cowboys | | PRACTICE SQUAD | L | 16-19 |
| 12/13 | at Bears | | PRACTICE SQUAD | W | 24-21 |
| 12/20 | Bills | | PRACTICE SQUAD | W | 35-25 |
| 12/26 | at Eagles | | PRACTICE SQUAD | W | 38-24 |
| 01/03 | at Cowboys | | PRACTICE SQUAD | W | 34-23 |
| 2015 TOTALS | | 0-0 | | 9-7 | |

+ - Overtime

2016 GAME-BY-GAME REGULAR-SEASON STATISTICS (REDSKINS/BROWNS)

| DATE | OPPONENT | P/S | | W/L | SCORE |
|--------------------|-------------|------------|----------------------------------------------|-------------|--------|
| 09/12 | Steelers | | INACTIVE | L | 16-38 |
| 09/18 | Cowboys | | PRACTICE SQUAD | L | 23-27 |
| | | | Went from Redskins to Browns . | | |
| 09/25 | at Dolphins | | INACTIVE | L | 24-30+ |
| 10/02 | at Redskins | S | | L | 20-31 |
| 10/09 | Patriots | | INACTIVE | L | 13-33 |
| 10/16 | at Titans | | RESERVE/INJURED | L | 26-28 |
| 10/23 | at Bengals | | RESERVE/INJURED | L | 17-31 |
| 10/30 | Jets | | RESERVE/INJURED | L | 28-31 |
| 11/06 | Cowboys | | RESERVE/INJURED | L | 10-35 |
| 11/10 | at Ravens | | RESERVE/INJURED | L | 7-28 |
| 11/20 | Steelers | | RESERVE/INJURED | L | 9-24 |
| 11/27 | Giants | | RESERVE/INJURED | L | 13-27 |
| 12/11 | Bengals | | RESERVE/INJURED | L | 10-23 |
| 12/18 | at Bills | | RESERVE/INJURED | L | 13-33 |
| 12/24 | Chargers | | RESERVE/INJURED | W | 20-17 |
| 01/01 | at Steelers | | RESERVE/INJURED | L | 24-27+ |
| 2016 TOTALS | | 1-1 | | 1-15 | |

+ - Overtime

2017 GAME-BY-GAME REGULAR-SEASON STATISTICS (BROWNS)

| DATE | OPPONENT | P/S | | W/L | SCORE |
|--------------------|-------------|-------------|--|-------------|--------|
| 09/10 | Steelers | P | | L | 18-21 |
| 09/17 | at Ravens | P | | L | 10-24 |
| 09/24 | at Colts | P | | L | 28-31 |
| 10/01 | Bengals | P | | L | 7-31 |
| 10/08 | Jets | P | | L | 14-17 |
| 10/15 | at Texans | P | | L | 17-33 |
| 10/22 | Titans | P | | L | 9-12+ |
| 10/29 | Vikings | P | | L | 16-33 |
| 11/12 | at Lions | P | | L | 24-38 |
| 11/19 | Jaguars | P | | L | 7-19 |
| 11/26 | at Bengals | P | | L | 16-30 |
| 12/03 | at Chargers | P | | L | 10-19 |
| 12/10 | Packers | P | | L | 21-27+ |
| 12/17 | Ravens | P | | L | 10-27 |
| 12/24 | at Bears | P | | L | 3-20 |
| 12/31 | at Steelers | P | | L | 24-28 |
| 2017 TOTALS | | 16-0 | | 0-16 | |

+ - Overtime

2018 GAME-BY-GAME REGULAR-SEASON STATISTICS (CHIEFS)

| DATE | OPPONENT | P/S | | W/L | SCORE |
|--------------------|-------------|-------------|----------|-------------|--------|
| 09/09 | at Chargers | | INACTIVE | W | 38-28 |
| 09/16 | at Steelers | | INACTIVE | W | 42-37 |
| 09/23 | 49ers | | INACTIVE | W | 38-27 |
| 10/01 | at Broncos | | INACTIVE | W | 27-23 |
| 10/07 | Jaguars | | INACTIVE | W | 30-14 |
| 10/14 | at Patriots | P | | L | 40-43 |
| 10/21 | Bengals | P | | W | 45-10 |
| 10/28 | Broncos | S | | W | 30-23 |
| 11/04 | at Browns | S | | W | 37-21 |
| 11/11 | Cardinals | S | | W | 26-14 |
| 11/19 | at Rams | S | | L | 51-54 |
| 12/02 | at Raiders | P | | W | 40-33 |
| 12/09 | Ravens | P | | W | 27-24+ |
| 12/13 | Chargers | P | | L | 28-29 |
| 12/23 | at Seahawks | P | | L | 31-38 |
| 12/30 | Raiders | P | | W | 35-3 |
| 2018 TOTALS | | 11-4 | | 12-4 | |

+ - Overtime

2019 GAME-BY-GAME REGULAR-SEASON STATISTICS (CHIEFS)

| DATE | OPPONENT | P/S | | W/L | SCORE |
|--------------------|-------------|--------------|--|-------------|-------|
| 09/08 | at Jaguars | S | | W | 40-26 |
| 09/15 | at Raiders | S | | W | 28-10 |
| 09/22 | Ravens | S | | W | 33-28 |
| 09/29 | at Lions | S | | W | 34-30 |
| 10/06 | Colts | S | | L | 13-19 |
| 10/13 | Texans | S | | L | 24-31 |
| 10/17 | at Broncos | S | | W | 30-6 |
| 10/27 | Packers | S | | L | 24-31 |
| 11/03 | Vikings | S | | W | 26-23 |
| 11/10 | at Titans | S | | L | 32-35 |
| 11/18 | at Chargers | S | | W | 24-17 |
| 12/01 | Raiders | S | | W | 40-9 |
| 12/08 | at Patriots | S | | W | 23-16 |
| 12/15 | Broncos | S | | W | 23-3 |
| 12/22 | at Bears | S | | W | 26-3 |
| 12/29 | Chargers | S | | W | 31-21 |
| 2019 TOTALS | | 16-16 | | 12-4 | |

2020 GAME-BY-GAME REGULAR-SEASON STATISTICS (CHIEFS)

| DATE | OPPONENT | P/S | | W/L | SCORE |
|--------------------|---------------|--------------|--------------|-------------|--------|
| 09/10 | Texans | S | | W | 34-20 |
| 09/20 | at Chargers | S | | W | 23-20+ |
| 09/28 | at Ravens | S | | W | 34-20 |
| 10/05 | Patriots | S | | W | 26-10 |
| 10/11 | Raiders | S | | L | 32-40 |
| 10/19 | at Bills | P | | W | 26-17 |
| 10/25 | at Broncos | P | | W | 43-16 |
| 11/01 | Jets | P | | W | 35-9 |
| 11/08 | Panthers | S | | W | 33-31 |
| 11/22 | at Raiders | S | | W | 35-31 |
| 11/29 | at Buccaneers | S | | W | 27-24 |
| 12/06 | Broncos | S | | W | 22-16 |
| 12/13 | at Dolphins | S | | W | 33-27 |
| 12/20 | at Saints | S | | W | 32-29 |
| 12/27 | Falcons | S | | W | 17-14 |
| 01/03 | Chargers | | DID NOT PLAY | L | 21-38 |
| 2020 TOTALS | | 15-12 | | 14-2 | |

+ - Overtime

2021 GAME-BY-GAME REGULAR-SEASON STATISTICS (SAINTS/DOLPHINS/RAMS)

| DATE | OPPONENT | P/S | | W/L | SCORE |
|--------------------|---------------|------------|----------------------------------------------|-------------|--------|
| 09/12 | Packers | | PRACTICE SQUAD | W | 38-3 |
| 09/19 | at Panthers | | DID NOT PLAY | L | 7-26 |
| 09/26 | at Patriots | | DID NOT PLAY | W | 28-13 |
| 10/03 | Giants | | PRACTICE SQUAD | L | 21-27+ |
| | | | Went from Saints to Dolphins . | | |
| 10/10 | at Buccaneers | | DID NOT PLAY | L | 17-45 |
| 10/17 | at Jaguars | | DID NOT PLAY | L | 20-23 |
| 10/24 | Falcons | S | | L | 28-30 |
| 10/31 | at Bills | S | | L | 11-26 |
| 11/07 | Texans | P | | W | 17-9 |
| 11/11 | Ravens | S | | W | 22-10 |
| 11/21 | at Jets | S | | W | 24-17 |
| 11/28 | Panthers | S | | W | 33-10 |
| 12/05 | Giants | | DID NOT PLAY | W | 20-9 |
| | | | Went from Dolphins to Rams . | | |
| 12/21 | Seahawks | | PRACTICE SQUAD | W | 20-10 |
| 12/26 | at Vikings | | PRACTICE SQUAD | W | 30-23 |
| 01/02 | at Ravens | | PRACTICE SQUAD | W | 20-19 |
| 01/09 | 49ers | | PRACTICE SQUAD | L | 24-27+ |
| 2021 TOTALS | | 6-5 | | 10-7 | |

+ - Overtime

2022 GAME-BY-GAME REGULAR-SEASON STATISTICS (CHIEFS)

| DATE | OPPONENT | P/S | | W/L | SCORE |
|--------------------|---------------|------------|----------------|-------------|--------|
| 09/11 | at Cardinals | | PRACTICE SQUAD | W | 44-21 |
| 09/15 | Chargers | | PRACTICE SQUAD | W | 27-24 |
| 09/25 | at Colts | | PRACTICE SQUAD | L | 17-20 |
| 10/02 | at Buccaneers | | PRACTICE SQUAD | W | 41-31 |
| 10/10 | Raiders | | PRACTICE SQUAD | W | 30-29 |
| 10/16 | Bills | | PRACTICE SQUAD | L | 20-24 |
| 10/23 | at 49ers | | PRACTICE SQUAD | W | 44-23 |
| 11/06 | Titans | | PRACTICE SQUAD | W | 20-17+ |
| 11/13 | Jaguars | | PRACTICE SQUAD | W | 27-17 |
| 11/20 | at Chargers | | PRACTICE SQUAD | W | 30-27 |
| 11/27 | Rams | | PRACTICE SQUAD | W | 26-10 |
| 12/11 | at Broncos | | PRACTICE SQUAD | W | 34-28 |
| 12/18 | at Texans | | PRACTICE SQUAD | W | 30-24+ |
| 12/24 | Seahawks | | PRACTICE SQUAD | W | 24-10 |
| 01/01 | Broncos | | PRACTICE SQUAD | W | 27-24 |
| 01/07 | at Raiders | | PRACTICE SQUAD | W | 31-13 |
| 2022 TOTALS | | 0-0 | | 14-2 | |

+ - Overtime

2018 GAME-BY-GAME POSTSEASON STATISTICS (CHIEFS)

| DATE | OPPONENT | P/S | | W/L | SCORE |
|--------------------|----------|------------|--|------------|--------|
| 01/12 | Colts | P | | W | 31-13 |
| 01/20 | Patriots | P | | L | 31-37+ |
| 2018 TOTALS | | 2-0 | | 1-1 | |

+ - Overtime

2019 GAME-BY-GAME POSTSEASON STATISTICS (CHIEFS)

| DATE | OPPONENT | P/S | | W/L | SCORE |
|--------------------|----------|------------|--|------------|-------|
| 01/12 | Texans | S | | W | 51-31 |
| 01/19 | Titans | S | | W | 35-24 |
| 02/02 | 49ers | S | | W | 31-20 |
| 2019 TOTALS | | 3-3 | | 3-0 | |

2020 GAME-BY-GAME POSTSEASON STATISTICS (CHIEFS)

| DATE | OPPONENT | P/S | | W/L | SCORE |
|--------------------|---------------|------------|--|------------|-------|
| 01/17 | Browns | S | | W | 22-17 |
| 01/24 | Bills | S | | W | 38-24 |
| 02/07 | at Buccaneers | S | | L | 9-31 |
| 2020 TOTALS | | 3-3 | | 2-1 | |

2022 GAME-BY-GAME POSTSEASON STATISTICS (CHIEFS)

| DATE | OPPONENT | P/S | | W/L | SCORE |
|--------------------|-----------|------------|----------------|------------|-------|
| 01/21 | Jaguars | | INACTIVE | W | 27-20 |
| 01/29 | Bengals | | PRACTICE SQUAD | W | 23-20 |
| 02/12 | at Eagles | | INACTIVE | W | 38-35 |
| 2022 TOTALS | | 0-0 | | 3-0 | |



NIKKO REMIGIO

WIDE RECEIVER #27
FRESNO STATE



ROOKIE

HEIGHT: 5'9"
WEIGHT: 187 LBS
DRAFTED: CFA-23
BIRTHDAY: 11/4/99

- 📌 Rookie wide receiver enters his first season with the Chiefs in 2023.
- 📌 Originally entered the NFL as an undrafted free agent with the Kansas City Chiefs in 2023.

Transactions:

Originally entered the NFL as an undrafted free agent with the Kansas City Chiefs in 2023.

COLLEGE

Played 11 games for the Fresno State Bulldogs ... As a receiver for the Bulldogs, was second on the team with 74 receptions for 852 yards and six touchdowns ... Ranked fifth in the MW in receptions per game (5.29), third in receiving touchdowns (6), fifth in receiving yards per game (60.86), third in receptions (74) and fifth in receiving yards (852) ... Had three 100-yard receiving yard games in 2022 ... Ranked No. 4 in FBS for combined kick returns ... Led the Mountain West in punt return yards (259) and punt return touchdowns (two) and led the FBS in punt return touchdowns ... Became first Bulldog to earn two positional honors by the conference in the same season ... Earned second team All-Mountain wide receiver and punt returner ... Selected as an All-MW punt returner (first team), wide receiver (second team) and kickoff returner (fourth team) ... Prior to Fresno State played four years at Cal starting 16 games and playing in 36 ... Tallied 1,871 all-purpose yards and eight touchdowns in four seasons ... Recorded 97 receptions for 903 yards with seven touchdowns ... Earned the following accolades while at Cal: Cal's Joe Roth Award for courage, sportsmanship and attitude (2021), Paul Hornung Award Preseason Watch List (2022), Paul Hornung Award Honor Roll (2020), second-team preseason All-Pac-12 return specialist (2020), third-team preseason All-Pac-12 punt returner (2020), Berkeley Breakfast Club Award as Cal's Outstanding Player in the Big Game (2019), Stub Allison Award winner (2019).

PERSONAL

- 📌 Attended Mater Dei High School.
- 📌 A two-time All-Trinity League pick who finished his career with 111 receptions, 1,695 yards receiving and 19 touchdown catches, while adding 483 kick return yards and 46 punt return yards to finish with 2,224 all-purpose yards.
- 📌 Senior team finished the 2017 campaign as the No. 1 ranked squad in the nation and the state according to MaxPreps while also checking in at No. 1 in MaxPreps' Xcellent Top 25 ranking while winning its third mythical national championship and second California State high school championship with a victory over De La Salle in the state finals, its first CIF Southern Section crown since 1999 and a Trinity League title, while finishing 15-0 for the first time in school history.
- 📌 Earned first-team All-Trinity League honors as a senior when he contributed 45 receptions for 711 yards with 10 touchdown catches while adding 166 kick return and 48 punt return yards for a total of 925 all-purpose yards, as well as two fumble recoveries.
- 📌 Nominated to play in the Blue-Grey All-American Bowl and Polynesian All-American Bowl following his senior campaign.
- 📌 Registered career highs of 46 receptions and 758 yards receiving with seven touchdown catches as a 2016 junior when he was a first-team All-Trinity League selection for the first of two consecutive campaigns, while also picking up two tackles for a team that was 13-1 overall and reached the Division I CIF Southern Section finals before finishing the campaign as MaxPreps' No. 2 team in California and No. 3 in the nation.
- 📌 Added 20 receptions for 226 yards receiving and two touchdown catches along with five tackles as a 2015 sophomore for a team that finished 10-3 overall, reached the semifinals of the Pac 5 Division Southern Section playoffs and was ranked No. 5 in California and No. 17 nationally by MaxPreps at the end of the campaign.
- 📌 Named a Super 25 Top Star by USA Today as a senior after making six catches for 113 yards receiving and two touchdowns in a season-opening victory over Bishop Gorman that snapped the Gaels' 55-game winning streak.
- 📌 Participated at The Opening's Regional in Los Angeles in both 2016 and 2017 as well as in Oakland in 2017.
- 📌 Named Co-Offensive MVP of the Blue-Grey Regional Combine in May of 2014.
- 📌 Out of high school, was rated a four-star recruit by 247Sports and a three-star recruit by ESPN.
- 📌 Rated the No. 39 overall athlete in his class, by 247Sports.
- 📌 Rated the No. 43 wide receiver in his class, by 247Sports.
- 📌 Son of Mark and Jennifer.
- 📌 Has two younger siblings - Nino and Kai.



- Earned his undergraduate degree in legal studies from Cal.
- Lists his favorite athlete as Odell Beckham Jr. because of his versatility through different industries.
- Biggest athletic thrill was playing in the 2019 Cal football game versus Stanford.
- Was pursuing a master's of public administration at Fresno State.




RASHEE RICE

WIDE RECEIVER #4
SMU

ROOKIE

HEIGHT: 6'1"
WEIGHT: 204 LBS
DRAFTED: D2-23
BIRTHDAY: 4/22/00



Rookie wide receiver enters his first season with the Chiefs in 2023.

Originally entered the NFL as a second-round pick (55th overall) by the Kansas City Chiefs in the 2023 NFL Draft.

Transactions:

Originally entered the NFL as a second-round pick (55th overall) by the Kansas City Chiefs in the 2023 NFL Draft.

COLLEGE

Played in 44 games and started 33 for the Mustangs ... In four years (2019-22), Rice hauled in 233 passes for 3,111 yards and 25 touchdowns ... Led the FBS in receiving yards per game (112.9) in 2022 ... His 1,355 receiving yards (third) and 8.0 receptions per game (fifth) were top five in the nation during his senior year (2022) ... In 2022, was 13th nationally with 10 receiving TDs ... Left SMU holding the single-season receiving yard record (1,355 yards in 2022) ... Received the following awards and honors: 2022 AP All-America second-team, 2022 Reese's Senior Bowl Invite, 2022 Biletnikoff Award Semifinalist, 2022 Earl Campbell Tyler Rose Award Semifinalist, 2022 Pro Football Focus second-team All-American and All-AAC first-team, 2022 All-AAC first-team, 2022 Reese's Senior Bowl All-American Offensive Team, 2022 ESPN Top 100: No. 70, 2022 PFF The Athletic Midseason All-American: second-team, 2022 DCTF All-Texas first-team, 2022 Pro Football Focus Midseason All-American: second-team, 2022 Cajun Bowl Invite, 2022 Phil Steele All-America and All-AAC first-teams, 2022 East-West Shrine Bowl Breakout Offensive Player (Oct. 31), 2022 AAC Weekly Honor Roll (Nov. 28, Oct. 31, Sept. 12), 2022 Earl Campbell Tyler Rose Award Honorable Mention (Nov. 1, Sept. 13, Sept. 6), 2022 Senior Bowl Watch List, 2021 All-AAC Honorable Mention, 2021 Biletnikoff Award Watch List, 2021 PFF All-AAC second-team, 2021 Phil Steele All-AAC third-team, 2021 Earl Campbell Tyler Rose Award Honorable Mention (Sept. 21), 2020 Dave Campbell's All-Texas College second-team and 2020 Biletnikoff Award Watch List.

PERSONAL

- A three-star recruit by 247sports.com and Rivals.com.
- Had 51 receptions for 841 yards and five TDs in 2018.
- Registered 72 catches, 1,386 yards and 19 TDs in 2017.
- Was named first-team All-District as a junior.
- Team went 11-3 and advanced to the 5A D2 Quarterfinals in 2017.
- Received offers from Washington State, Houston, Virginia, Texas Tech, Northwestern, Tulsa, UConn and others.



JUSTYN ROSS



WIDE RECEIVER #8
CLEMSON

2ND YEAR IN THE NFL

2ND YEAR WITH THE CHIEFS

HEIGHT: 6'4"
WEIGHT: 210 LBS
DRAFTED: CFA-22
BIRTHDAY: 12/15/99

- Second-year wide receiver enters his second season with the Chiefs in 2023.
- Originally entered the NFL as an undrafted free agent with the Kansas City Chiefs in 2022.

Transactions:

Originally entered the NFL as an undrafted free agent with the Kansas City Chiefs in 2022.

COLLEGE

Played three seasons at Clemson (2018-19, 21) ... Played in 39 games, logging 158 catches for 2,379 yards and 20 touchdowns ... Made an inspiring comeback from a career-threatening spinal condition and was named one of two recipients of the ACC's Brian Piccolo Award, which is presented annually to the conference's most courageous player(s) ... Recorded team highs in receptions (46) and receiving yards (514) while adding three receiving touchdowns over 471 snaps in 10 games (all starts) ... voted as a permanent team captain his senior year.

PERSONAL

- Had 37 receptions for 730 yards and 13 touchdowns as a senior, leading his team to a 12-1 record and the state semifinals.
- Had 14 punt returns for 383 yards and two touchdowns as a senior.
- AAAAAAA back-of-the-year, first-team All-State and finalist for Mr. Football as a senior.
- Played basketball at Central High School.

JUSTYN ROSS' NFL REGULAR SEASON RUSHING/RECEIVING STATISTICS

| DATE | TEAM | GP | GS | RECEIVING | | | | | RUSHING | | | | |
|-------------------|--------|----------|----------|-----------|----------|------------|----------|----------|----------|----------|------------|----------|----------|
| | | | | NO. | YDS. | AVG. | LG | TD | NO. | YDS. | AVG. | LG | TD |
| 2022 | Chiefs | 0 | 0 | 0 | 0 | 0.0 | 0 | 0 | 0 | 0 | 0.0 | 0 | 0 |
| NFL TOTALS | | 0 | 0 | 0 | 0 | 0.0 | 0 | 0 | 0 | 0 | 0.0 | 0 | 0 |

JUSTYN ROSS' NFL POSTSEASON RUSHING/RECEIVING STATISTICS

| DATE | TEAM | GP | GS | RECEIVING | | | | | RUSHING | | | | |
|-------------------|--------|----------|----------|-----------|----------|------------|----------|----------|----------|----------|------------|----------|----------|
| | | | | NO. | YDS. | AVG. | LG | TD | NO. | YDS. | AVG. | LG | TD |
| 2022 | Chiefs | 0 | 0 | 0 | 0 | 0.0 | 0 | 0 | 0 | 0 | 0.0 | 0 | 0 |
| NFL TOTALS | | 0 | 0 | 0 | 0 | 0.0 | 0 | 0 | 0 | 0 | 0.0 | 0 | 0 |

JUSTYN ROSS' NFL REGULAR SEASON RETURN STATISTICS

| DATE | TEAM | KICKOFF RETURNS | | | | | PUNT RETURNS | | | | | |
|-------------------|--------|-----------------|----------|------------|----------|----------|--------------|----------|----------|------------|----------|----------|
| | | RET. | YDS. | AVG. | LG | TD | NO. | FC | YDS. | AVG. | LG | TD |
| 2022 | Chiefs | 0 | 0 | 0.0 | 0 | 0 | 0 | 0 | 0 | 0.0 | 0 | 0 |
| NFL TOTALS | | 0 | 0 | 0.0 | 0 | 0 | 0 | 0 | 0 | 0.0 | 0 | 0 |

JUSTYN ROSS' NFL POSTSEASON RETURN STATISTICS

| DATE | TEAM | KICKOFF RETURNS | | | | | PUNT RETURNS | | | | | |
|-------------------|--------|-----------------|----------|------------|----------|----------|--------------|----------|----------|------------|----------|----------|
| | | RET. | YDS. | AVG. | LG | TD | NO. | FC | YDS. | AVG. | LG | TD |
| 2022 | Chiefs | 0 | 0 | 0.0 | 0 | 0 | 0 | 0 | 0 | 0.0 | 0 | 0 |
| NFL TOTALS | | 0 | 0 | 0.0 | 0 | 0 | 0 | 0 | 0 | 0.0 | 0 | 0 |

2022 GAME-BY-GAME REGULAR-SEASON STATISTICS (CHIEFS)

| DATE | OPPONENT | P/S | RECEIVING | | | | | RUSHING | | | | | W/L | SCORE |
|--------------------|---------------|------------|-----------|----------|------------|----------|----------|----------|----------|----------|------------|----------|----------|-------------|
| | | | NO. | YDS. | AVG. | LG | TD | NO. | YDS. | AVG. | LG | TD | | |
| 09/11 | at Cardinals | | | | | | | | | | | | W | 44-21 |
| 09/15 | Chargers | | | | | | | | | | | | W | 27-24 |
| 09/25 | at Colts | | | | | | | | | | | | L | 17-20 |
| 10/02 | at Buccaneers | | | | | | | | | | | | W | 41-31 |
| 10/10 | Raiders | | | | | | | | | | | | W | 30-29 |
| 10/16 | Bills | | | | | | | | | | | | L | 20-24 |
| 10/23 | at 49ers | | | | | | | | | | | | W | 44-23 |
| 11/06 | Titans | | | | | | | | | | | | W | 20-17+ |
| 11/13 | Jaguars | | | | | | | | | | | | W | 27-17 |
| 11/20 | at Chargers | | | | | | | | | | | | W | 30-27 |
| 11/27 | Rams | | | | | | | | | | | | W | 26-10 |
| 12/04 | at Bengals | | | | | | | | | | | | L | 24-27 |
| 12/11 | at Broncos | | | | | | | | | | | | W | 34-28 |
| 12/18 | at Texans | | | | | | | | | | | | W | 30-24+ |
| 12/24 | Seahawks | | | | | | | | | | | | W | 24-10 |
| 01/01 | Broncos | | | | | | | | | | | | W | 27-24 |
| 01/07 | at Raiders | | | | | | | | | | | | W | 31-13 |
| 2022 TOTALS | | 0-0 | 0 | 0 | 0.0 | 0 | 0 | 0 | 0 | 0 | 0.0 | 0 | 0 | 14-3 |

+ - Overtime

2022 GAME-BY-GAME POSTSEASON STATISTICS (CHIEFS)

| DATE | OPPONENT | P/S | RECEIVING | | | | | RUSHING | | | | | W/L | SCORE |
|--------------------|-----------|------------|-----------|----------|------------|----------|----------|----------|----------|----------|------------|----------|----------|------------|
| | | | NO. | YDS. | AVG. | LG | TD | NO. | YDS. | AVG. | LG | TD | | |
| 01/21 | Jaguars | | | | | | | | | | | | W | 27-20 |
| 01/29 | Bengals | | | | | | | | | | | | W | 23-20 |
| 02/12 | at Eagles | | | | | | | | | | | | W | 38-35 |
| 2022 TOTALS | | 0-0 | 0 | 0 | 0.0 | 0 | 0 | 0 | 0 | 0 | 0.0 | 0 | 0 | 3-0 |



**TY
SCOTT**

**WIDE RECEIVER #85
MISSOURI STATE**



ROOKIE

**HEIGHT: 6'1"
WEIGHT: 199 LBS
DRAFTED: CFA-23
BIRTHDAY: 3/27/99**

- 📺 Rookie wide receiver enters his first season with the Chiefs in 2023 after spending a short stint on the team during OTAs.
- 📺 Originally entered the NFL as an undrafted free agent with the Kansas City Chiefs in 2023.

Transactions:

Signed with Kansas City (7/27/2023)...Released from Kansas City (6/15/2023)...Originally entered the NFL as an undrafted free agent with the Kansas City Chiefs in 2023.

COLLEGE

Played two years for Missouri State (2021-22) ... Totaled 23 games played with 114 receptions, 1,784 yards and 13 touchdowns ... Averaged 5.0 receptions per game and 77.6 yards receiving per game for the Bears ... Started in 11 games in 2022 ... Led Missouri State with receptions (48) and receiving yards (674), touchdowns (five) and yards per reception (14.0) ... Recorded multiple receptions in 10 games and at least one reception in every 2022 game ... Averaged 20.0 yards per reception while at UCA ... Played 12 games in 2021 for Missouri State ... Set school records for the following in 2021: receptions (66), receiving yards (1,110), receiving touchdowns (eight) ... Led All-Missouri Valley Conference in 2021 in the following categories: yards per game (92.5) and ranked third in receptions per game (5.5) ... Ranked 11th nationally in receiving yards (2021) and 12th in receiving yards per game (2021) ... Played 17 games for Central Michigan (2018-20) ... Totaled 42 receptions for 690 yards and five touchdowns ... Averaged 2.5 receptions per game and 40.6 yards receiving per game. Earned the following distinctions and awards: Preseason All-MVFC first-team honoree (2022), named to Phil Steele's MVFC second-team list (2022), All-Missouri Valley Football Conference first-team honors (2021), MVFC All-Newcomer Team distinction (2021), Hero Sports Sophomore All-America team (2021).

PERSONAL


- 📺 Opened senior season (2017) at Jenkins High in Savannah, Ga., with five receptions for 171 yards and three touchdowns.
- 📺 Attracted recruiting interest from 11 schools, including Western Kentucky, Tulane, Mercer, Coastal Carolina, Appalachian State and Boston College.
- 📺 As a prep junior, he registered 30 catches for 821 yards and six touchdowns for the Warriors. Majored in general studies.





DANNY SHELTON

NOSE TACKLE #71
WASHINGTON



8TH YEAR IN THE NFL

1ST YEAR WITH THE CHIEFS

HEIGHT: 6'2"
WEIGHT: 345 LBS
DRAFTED: FA-22
BIRTHDAY: 8/20/93

- ▶ Eighth-year defensive tackle enters his first season with the Chiefs in 2023, after spending last season on the club's practice squad.
- ▶ Traded to New England from Cleveland in exchange for a 2019 third-round pick.
- ▶ Originally entered the NFL as the first-round pick (12th overall) by the Cleveland Browns in the 2015 NFL Draft.

Signed with Kansas City (2/15/23) ... Signed with Kansas City's practice squad (8/31/22) ... Released by Kansas City (8/30/22) ... Signed with Kansas City (8/15/22) ... Signed with N.Y. Giants (3/29/21) ... Released by Detroit (3/16/21) ... Signed with Detroit (3/18/20) ... Re-signed with New England (5/20/19) ... Traded to New England from Cleveland (3/14/18) ... Originally entered the NFL as the first-round pick (12th overall) by the Cleveland Browns in the 2015 NFL Draft.

Transactions:

COLLEGE

Spent four seasons (2011-14) at Washington ... As a senior, he finished with 9.0 sacks (4.0 against Eastern Washington, the most by a Huskies player since 1989), 93 total tackles (53 solo), 16.5 tackles for loss (-48.0 yards) and five fumble recoveries.

PERSONAL

- ▶ Attended Auburn Senior High School in Auburn, Wash.

DANNY SHELTON'S NFL REGULAR SEASON DEFENSIVE STATISTICS

| DATE | TEAM | GP | GS | TACKLES | | | | | | | INTERCEPTIONS | | | | | O. FUMB | | | | ST | | | | MISC | | | | | | | | | | | | | |
|-------------------|----------|------------|-----------|------------|------------|------------|-----------|-----------|------------|-------------|---------------|----------|----------|----------|----------|----------|----------|----------|----------|----------|----------|----------|----------|----------|----------|----------|----------|----------|----------|----------|----------|----------|----------|----------|----------|----------|---|
| | | | | TK | S | A | TFL | YDS | SK | YDS | QBH | NO | YDS | LG | TD | PD | FF | FR | TD | YDS | TK | S | A | FF | FR | S | A | | | | | | | | | | |
| 2015 | Browns | 16 | 15 | 36 | 19 | 17 | 4 | 13 | 0.0 | 0.0 | 0 | 0 | 0 | 0 | 0 | 0 | 0 | 0 | 0 | 0 | 0 | 0 | 0 | 0 | 0 | 0 | 0 | 0 | 0 | 0 | 0 | 0 | 0 | 0 | 0 | 0 | 0 |
| 2016 | Browns | 16 | 16 | 59 | 32 | 27 | 2 | 11 | 1.5 | 13.0 | 6 | 0 | 0 | 0 | 0 | 0 | 0 | 0 | 0 | 0 | 0 | 0 | 0 | 0 | 0 | 0 | 0 | 0 | 0 | 0 | 0 | 0 | 0 | 0 | 0 | 0 | |
| 2017 | Browns | 14 | 14 | 33 | 20 | 13 | 5 | 6 | 0.0 | 0.0 | 1 | 0 | 0 | 0 | 0 | 1 | 0 | 0 | 0 | 0 | 0 | 0 | 0 | 0 | 0 | 0 | 0 | 0 | 0 | 0 | 0 | 0 | 0 | 0 | 0 | 0 | |
| 2018 | Patriots | 13 | 1 | 21 | 10 | 11 | 1 | 1 | 0.0 | 0.0 | 1 | 0 | 0 | 0 | 0 | 0 | 0 | 0 | 0 | 0 | 0 | 0 | 0 | 0 | 0 | 0 | 0 | 0 | 0 | 0 | 0 | 0 | 0 | 0 | 0 | 0 | |
| 2019 | Patriots | 16 | 14 | 61 | 30 | 31 | 2 | 14 | 3.0 | 24.0 | 6 | 0 | 0 | 0 | 0 | 0 | 1 | 0 | 0 | 0 | 0 | 1 | 0 | 0 | 0 | 0 | 0 | 0 | 0 | 0 | 0 | 0 | 0 | 0 | 0 | 0 | |
| 2020 | Lions | 12 | 12 | 37 | 15 | 22 | 2 | 1 | 1.0 | 7.0 | 4 | 0 | 0 | 0 | 0 | 1 | 0 | 0 | 0 | 0 | 0 | 0 | 0 | 0 | 0 | 0 | 0 | 0 | 0 | 0 | 0 | 0 | 0 | 0 | 0 | 0 | |
| 2021 | Giants | 13 | 0 | 31 | 12 | 19 | 1 | 1 | 0.5 | 0.5 | 1 | 0 | 0 | 0 | 0 | 0 | 0 | 0 | 0 | 0 | 0 | 0 | 0 | 0 | 0 | 0 | 0 | 0 | 0 | 0 | 0 | 0 | 0 | 0 | 0 | 0 | |
| 2022 | Chiefs | 1 | 0 | 0 | 0 | 0 | 0 | 0 | 0.0 | 0.0 | 0 | 0 | 0 | 0 | 0 | 0 | 0 | 0 | 0 | 0 | 0 | 0 | 0 | 0 | 0 | 0 | 0 | 0 | 0 | 0 | 0 | 0 | 0 | 0 | 0 | 0 | |
| NFL TOTALS | | 101 | 72 | 278 | 138 | 140 | 17 | 47 | 6.0 | 44.5 | 19 | 0 | 0 | 0 | 0 | 2 | 1 | 0 | 0 | 0 | 0 | 0 | 0 | 0 | 0 | 0 | 0 | 0 | 0 | 0 | 0 | 0 | 0 | 0 | 0 | 0 | |

DANNY SHELTON'S NFL POSTSEASON DEFENSIVE STATISTICS

| DATE | TEAM | GP | GS | TACKLES | | | | | | | INTERCEPTIONS | | | | | O. FUMB | | | | ST | | | | MISC | | | | | | | | | | | | | |
|-------------------|----------|----------|----------|----------|----------|----------|----------|----------|------------|------------|---------------|----------|----------|----------|----------|----------|----------|----------|----------|----------|----------|----------|----------|----------|----------|----------|----------|----------|----------|----------|----------|----------|----------|----------|----------|----------|----------|
| | | | | TK | S | A | TFL | YDS | SK | YDS | QBH | NO | YDS | LG | TD | PD | FF | FR | TD | YDS | TK | S | A | FF | FR | S | A | | | | | | | | | | |
| 2018 | Patriots | 2 | 1 | 2 | 2 | 0 | 1 | 3 | 0.0 | 0.0 | 0 | 0 | 0 | 0 | 0 | 0 | 0 | 0 | 0 | 0 | 0 | 0 | 0 | 0 | 0 | 0 | 0 | 0 | 0 | 0 | 0 | 0 | 0 | 0 | 0 | 0 | 0 |
| 2019 | Patriots | 1 | 1 | 7 | 5 | 2 | 0 | 0 | 0.0 | 0.0 | 0 | 0 | 0 | 0 | 0 | 0 | 0 | 0 | 0 | 0 | 0 | 0 | 0 | 0 | 0 | 0 | 0 | 0 | 0 | 0 | 0 | 0 | 0 | 0 | 0 | 0 | 0 |
| 2022 | Chiefs | 0 | 0 | 0 | 0 | 0 | 0 | 0 | 0.0 | 0.0 | 0 | 0 | 0 | 0 | 0 | 0 | 0 | 0 | 0 | 0 | 0 | 0 | 0 | 0 | 0 | 0 | 0 | 0 | 0 | 0 | 0 | 0 | 0 | 0 | 0 | 0 | 0 |
| NFL TOTALS | | 3 | 2 | 9 | 7 | 2 | 1 | 3 | 0.0 | 0.0 | 0 | 0 | 0 | 0 | 0 | 0 | 0 | 0 | 0 | 0 | 0 | 0 | 0 | 0 | 0 | 0 | 0 | 0 | 0 | 0 | 0 | 0 | 0 | 0 | 0 | 0 | 0 |



2017 GAME-BY-GAME REGULAR-SEASON STATISTICS (BROWNS)

| DATE | OPPONENT | P/S | TACKLES | | | | | | | | INTERCEPTIONS | | | | | O. FUMB | | | | ST | | | | MISC | | W/L | SCORE |
|--------------------|-------------|--------------|-----------|-----------|-----------|------------|------------|----------|----------|----------|---------------|----------|----------|----------|----------|----------|----------|----------|----------|----------|----------|----------|----------|----------|----------|-------------|-------|
| | | | TK | S | A | SK | YDS | TFL | YDS | QBH | NO | YDS | LG | TD | PD | FF | FR | TD | YDS | TK | S | A | FF | FR | S | | |
| 09/10 | Steelers | S | 1 | 1 | 0 | 0.0 | 0.0 | 0 | 0 | 0 | 0 | 0 | 0 | 0 | 0 | 0 | 0 | 0 | 0 | 0 | 0 | 0 | 0 | 0 | 0 | L | 18-21 |
| 09/17 | at Ravens | S | 0 | 0 | 0 | 0.0 | 0.0 | 0 | 0 | 0 | 0 | 0 | 0 | 0 | 0 | 0 | 0 | 0 | 0 | 0 | 0 | 0 | 0 | 0 | 0 | L | 10-24 |
| 09/24 | at Colts | S | 7 | 3 | 4 | 0.0 | 0.0 | 2 | 2 | 0 | 0 | 0 | 0 | 0 | 0 | 0 | 0 | 0 | 0 | 0 | 0 | 0 | 0 | 0 | 0 | L | 28-31 |
| 10/01 | Bengals | | | | | | | | | | | | | | | | | | | | | | | | L | 7-31 | |
| 10/08 | Jets | S | 0 | 0 | 0 | 0.0 | 0.0 | 0 | 0 | 0 | 0 | 0 | 0 | 0 | 0 | 0 | 0 | 0 | 0 | 0 | 0 | 0 | 0 | 0 | L | 14-17 | |
| 10/15 | at Texans | S | 3 | 2 | 1 | 0.0 | 0.0 | 1 | 3 | 0 | 0 | 0 | 0 | 0 | 0 | 0 | 0 | 0 | 0 | 0 | 0 | 0 | 0 | 0 | 0 | L | 17-33 |
| 10/22 | Titans | S | 3 | 1 | 2 | 0.0 | 0.0 | 0 | 0 | 0 | 0 | 0 | 0 | 0 | 0 | 0 | 0 | 0 | 0 | 0 | 0 | 0 | 0 | 0 | 0 | L | 9-12+ |
| 10/29 | Vikings | S | 3 | 2 | 1 | 0.0 | 0.0 | 1 | 1 | 1 | 0 | 0 | 0 | 0 | 0 | 0 | 0 | 0 | 0 | 0 | 0 | 0 | 0 | 0 | 0 | L | 16-33 |
| 11/12 | at Lions | S | 2 | 1 | 1 | 0.0 | 0.0 | 0 | 0 | 0 | 0 | 0 | 0 | 0 | 0 | 0 | 0 | 0 | 0 | 0 | 0 | 0 | 0 | 0 | 0 | L | 24-38 |
| 11/19 | Jaguars | S | 5 | 3 | 2 | 0.0 | 0.0 | 0 | 0 | 0 | 0 | 0 | 0 | 0 | 1 | 0 | 0 | 0 | 0 | 0 | 0 | 0 | 0 | 0 | 0 | L | 7-19 |
| 11/26 | at Bengals | S | 1 | 1 | 0 | 0.0 | 0.0 | 0 | 0 | 0 | 0 | 0 | 0 | 0 | 0 | 0 | 0 | 0 | 0 | 0 | 0 | 0 | 0 | 0 | 0 | L | 16-30 |
| 12/03 | at Chargers | S | 2 | 2 | 0 | 0.0 | 0.0 | 1 | 0 | 0 | 0 | 0 | 0 | 0 | 0 | 0 | 0 | 0 | 0 | 0 | 0 | 0 | 0 | 0 | 0 | L | 10-19 |
| 12/10 | Packers | | | | | | | | | | | | | | | | | | | | | | | | L | 21-27+ | |
| 12/17 | Ravens | S | 1 | 1 | 0 | 0.0 | 0.0 | 0 | 0 | 0 | 0 | 0 | 0 | 0 | 0 | 0 | 0 | 0 | 0 | 0 | 0 | 0 | 0 | 0 | 0 | L | 10-27 |
| 12/24 | at Bears | S | 3 | 3 | 0 | 0.0 | 0.0 | 0 | 0 | 0 | 0 | 0 | 0 | 0 | 0 | 0 | 0 | 0 | 0 | 0 | 0 | 0 | 0 | 0 | 0 | L | 3-20 |
| 12/31 | at Steelers | S | 2 | 0 | 2 | 0.0 | 0.0 | 0 | 0 | 0 | 0 | 0 | 0 | 0 | 0 | 0 | 0 | 0 | 0 | 0 | 0 | 0 | 0 | 0 | 0 | L | 24-28 |
| 2017 TOTALS | | 14-14 | 33 | 20 | 13 | 0.0 | 0.0 | 5 | 6 | 1 | 0 | 0 | 0 | 0 | 1 | 0 | 0 | 0 | 0 | 0 | 0 | 0 | 0 | 0 | 0 | 0-16 | |

+ - Overtime

2018 GAME-BY-GAME REGULAR-SEASON STATISTICS (PATRIOTS)

| DATE | OPPONENT | P/S | TACKLES | | | | | | | | INTERCEPTIONS | | | | | O. FUMB | | | | ST | | | | MISC | | W/L | SCORE |
|--------------------|-------------|-------------|-----------|-----------|-----------|------------|------------|----------|----------|----------|---------------|----------|----------|----------|----------|----------|----------|----------|----------|----------|----------|----------|----------|----------|----------|-------------|-------|
| | | | TK | S | A | SK | YDS | TFL | YDS | QBH | NO | YDS | LG | TD | PD | FF | FR | TD | YDS | TK | S | A | FF | FR | S | | |
| 09/09 | Texans | P | 4 | 0 | 4 | 0.0 | 0.0 | 0 | 0 | 0 | 0 | 0 | 0 | 0 | 0 | 0 | 0 | 0 | 0 | 0 | 0 | 0 | 0 | 0 | 0 | W | 27-20 |
| 09/16 | at Jaguars | P | 0 | 0 | 0 | 0.0 | 0.0 | 0 | 0 | 0 | 0 | 0 | 0 | 0 | 0 | 0 | 0 | 0 | 0 | 0 | 0 | 0 | 0 | 0 | 0 | L | 20-31 |
| 09/23 | at Lions | P | 4 | 3 | 1 | 0.0 | 0.0 | 0 | 0 | 0 | 0 | 0 | 0 | 0 | 0 | 0 | 0 | 0 | 0 | 0 | 0 | 0 | 0 | 0 | 0 | W | 10-26 |
| 09/30 | Dolphins | P | 0 | 0 | 0 | 0.0 | 0.0 | 0 | 0 | 0 | 0 | 0 | 0 | 0 | 0 | 0 | 0 | 0 | 0 | 0 | 0 | 0 | 0 | 0 | 0 | W | 38-7 |
| 10/04 | Colts | P | 2 | 2 | 0 | 0.0 | 0.0 | 0 | 0 | 1 | 0 | 0 | 0 | 0 | 0 | 0 | 0 | 0 | 0 | 0 | 0 | 0 | 0 | 0 | 0 | W | 38-24 |
| 10/14 | Chiefs | S | 3 | 2 | 1 | 0.0 | 0.0 | 0 | 0 | 0 | 0 | 0 | 0 | 0 | 0 | 0 | 0 | 0 | 0 | 0 | 0 | 0 | 0 | 0 | 0 | W | 43-40 |
| 10/21 | at Bears | P | 1 | 1 | 0 | 0.0 | 0.0 | 0 | 0 | 0 | 0 | 0 | 0 | 0 | 0 | 0 | 0 | 0 | 0 | 0 | 0 | 0 | 0 | 0 | 0 | W | 38-31 |
| 10/29 | at Bills | P | 0 | 0 | 0 | 0.0 | 0.0 | 0 | 0 | 0 | 0 | 0 | 0 | 0 | 0 | 0 | 0 | 0 | 0 | 0 | 0 | 0 | 0 | 0 | 0 | W | 25-6 |
| 11/04 | Packers | P | 2 | 0 | 2 | 0.0 | 0.0 | 0 | 0 | 0 | 0 | 0 | 0 | 0 | 0 | 0 | 0 | 0 | 0 | 0 | 0 | 0 | 0 | 0 | 0 | W | 31-17 |
| 11/11 | at Titans | P | 2 | 2 | 0 | 0.0 | 0.0 | 1 | 1 | 0 | 0 | 0 | 0 | 0 | 0 | 0 | 0 | 0 | 0 | 0 | 0 | 0 | 0 | 0 | 0 | L | 10-34 |
| 11/25 | at Jets | P | 0 | 0 | 0 | 0.0 | 0.0 | 0 | 0 | 0 | 0 | 0 | 0 | 0 | 0 | 0 | 0 | 0 | 0 | 0 | 0 | 0 | 0 | 0 | 0 | W | 27-13 |
| 12/02 | Vikings | | | | | | | | | | | | | | | | | | | | | | | | W | 24-10 | |
| 12/09 | at Dolphins | | | | | | | | | | | | | | | | | | | | | | | | L | 33-34 | |
| 12/16 | at Steelers | | | | | | | | | | | | | | | | | | | | | | | | L | 10-17 | |
| 12/23 | Bills | P | 2 | 0 | 2 | 0.0 | 0.0 | 0 | 0 | 0 | 0 | 0 | 0 | 0 | 0 | 0 | 0 | 0 | 0 | 0 | 0 | 0 | 0 | 0 | 0 | W | 24-12 |
| 12/30 | Jets | P | 1 | 0 | 1 | 0.0 | 0.0 | 0 | 0 | 0 | 0 | 0 | 0 | 0 | 0 | 0 | 0 | 0 | 0 | 0 | 0 | 0 | 0 | 0 | 0 | W | 38-3 |
| 2018 TOTALS | | 13-1 | 21 | 10 | 11 | 0.0 | 0.0 | 1 | 1 | 1 | 0 | 0 | 0 | 0 | 0 | 0 | 0 | 0 | 0 | 0 | 0 | 0 | 0 | 0 | 0 | 11-5 | |

2019 GAME-BY-GAME REGULAR-SEASON STATISTICS (PATRIOTS)

| DATE | OPPONENT | P/S | TACKLES | | | | | | | | INTERCEPTIONS | | | | | O. FUMB | | | | ST | | | | MISC | | W/L | SCORE |
|--------------------|-------------|--------------|-----------|-----------|-----------|------------|-------------|----------|-----------|----------|---------------|----------|----------|----------|----------|----------|----------|----------|----------|----------|----------|----------|----------|----------|----------|-------------|-------|
| | | | TK | S | A | SK | YDS | TFL | YDS | QBH | NO | YDS | LG | TD | PD | FF | FR | TD | YDS | TK | S | A | FF | FR | S | | |
| 09/08 | Steelers | P | 1 | 1 | 0 | 0.0 | 0.0 | 0 | 0 | 0 | 0 | 0 | 0 | 0 | 0 | 0 | 0 | 0 | 0 | 0 | 0 | 0 | 0 | 0 | 0 | W | 33-3 |
| 09/15 | at Dolphins | S | 1 | 1 | 0 | 1.0 | 7.0 | 1 | 7 | 2 | 0 | 0 | 0 | 0 | 0 | 0 | 0 | 0 | 0 | 0 | 0 | 0 | 0 | 0 | 0 | W | 43-0 |
| 09/22 | Jets | S | 5 | 2 | 3 | 0.0 | 0.0 | 0 | 0 | 0 | 0 | 0 | 0 | 0 | 0 | 0 | 0 | 0 | 0 | 0 | 0 | 0 | 0 | 0 | 0 | W | 30-14 |
| 09/29 | at Bills | S | 4 | 3 | 1 | 0.0 | 0.0 | 0 | 0 | 0 | 0 | 0 | 0 | 0 | 0 | 0 | 0 | 0 | 0 | 0 | 0 | 0 | 0 | 0 | 0 | W | 16-10 |
| 10/06 | at Redskins | S | 3 | 2 | 1 | 1.0 | 7.0 | 1 | 7 | 1 | 0 | 0 | 0 | 0 | 0 | 0 | 0 | 0 | 0 | 0 | 0 | 0 | 0 | 0 | 0 | W | 33-7 |
| 10/10 | Giants | S | 4 | 1 | 3 | 0.0 | 0.0 | 0 | 0 | 1 | 0 | 0 | 0 | 0 | 0 | 0 | 0 | 0 | 0 | 0 | 0 | 0 | 0 | 0 | 0 | W | 35-14 |
| 10/21 | at Jets | S | 3 | 2 | 1 | 0.0 | 0.0 | 0 | 0 | 0 | 0 | 0 | 0 | 0 | 0 | 0 | 0 | 0 | 0 | 0 | 0 | 0 | 0 | 0 | 0 | W | 33-0 |
| 10/27 | Browns | S | 4 | 2 | 2 | 0.0 | 0.0 | 0 | 0 | 0 | 0 | 0 | 0 | 0 | 0 | 0 | 0 | 0 | 0 | 0 | 0 | 0 | 0 | 0 | 0 | W | 27-13 |
| 11/03 | at Ravens | S | 6 | 1 | 5 | 0.0 | 0.0 | 0 | 0 | 0 | 0 | 0 | 0 | 0 | 0 | 0 | 0 | 0 | 0 | 0 | 0 | 0 | 0 | 0 | 0 | L | 20-37 |
| 11/17 | at Eagles | S | 7 | 6 | 1 | 1.0 | 10.0 | 0 | 0 | 1 | 0 | 0 | 0 | 0 | 0 | 1 | 0 | 0 | 0 | 0 | 0 | 0 | 0 | 0 | 0 | W | 17-10 |
| 11/24 | Cowboys | S | 2 | 0 | 2 | 0.0 | 0.0 | 0 | 0 | 1 | 0 | 0 | 0 | 0 | 0 | 0 | 0 | 0 | 0 | 0 | 0 | 0 | 0 | 0 | 0 | W | 13-9 |
| 12/01 | at Texans | S | 3 | 1 | 2 | 0.0 | 0.0 | 0 | 0 | 0 | 0 | 0 | 0 | 0 | 0 | 0 | 0 | 0 | 0 | 0 | 0 | 0 | 0 | 0 | 0 | L | 22-28 |
| 12/08 | Chiefs | P | 3 | 1 | 2 | 0.0 | 0.0 | 0 | 0 | 0 | 0 | 0 | 0 | 0 | 0 | 0 | 0 | 0 | 0 | 0 | 0 | 0 | 0 | 0 | 0 | L | 16-23 |
| 12/15 | at Bengals | S | 6 | 2 | 4 | 0.0 | 0.0 | 0 | 0 | 0 | 0 | 0 | 0 | 0 | 0 | 0 | 0 | 0 | 0 | 0 | 0 | 0 | 0 | 0 | 0 | W | 34-13 |
| 12/21 | Bills | S | 3 | 1 | 2 | 0.0 | 0.0 | 0 | 0 | 0 | 0 | 0 | 0 | 0 | 0 | 0 | 0 | 0 | 0 | 0 | 0 | 0 | 0 | 0 | 0 | W | 24-17 |
| 12/29 | Dolphins | S | 6 | 4 | 2 | 0.0 | 0.0 | 0 | 0 | 0 | 0 | 0 | 0 | 0 | 0 | 0 | 0 | 0 | 0 | 0 | 0 | 0 | 0 | 0 | 0 | L | 24-27 |
| 2019 TOTALS | | 16-14 | 61 | 30 | 31 | 3.0 | 24.0 | 2 | 14 | 6 | 0 | 0 | 0 | 0 | 0 | 1 | 0 | 0 | 0 | 0 | 0 | 0 | 0 | 0 | 0 | 12-4 | |



2020 GAME-BY-GAME REGULAR-SEASON STATISTICS (LIONS)

| DATE | OPPONENT | P/S | TACKLES | | | | | | | | | INTERCEPTIONS | | | | | O. FUMB | | | | ST | | | | MISC | | W/L | SCORE |
|--------------------|---------------|--------------|-----------|-----------|-----------|------------|------------|----------|----------|----------|----------|---------------|----------|----------|----------|----------|----------|----------|----------|----------|----------|----------|----------|----------|----------|-------------|-----|-------|
| | | | TK | S | A | SK | YDS | TFL | YDS | QBH | NO | YDS | LG | TD | PD | FF | FR | TD | YDS | TK | S | A | FF | FR | S | A | | |
| 09/13 | Bears | S | 3 | 2 | 1 | 0.0 | 0.0 | 0 | 0 | 0 | 0 | 0 | 0 | 0 | 0 | 0 | 0 | 0 | 0 | 0 | 0 | 0 | 0 | 0 | L | 23-27 | | |
| 09/20 | at Packers | S | 5 | 2 | 3 | 0.0 | 0.0 | 0 | 0 | 0 | 0 | 0 | 0 | 0 | 0 | 0 | 0 | 0 | 0 | 0 | 0 | 0 | 0 | 0 | L | 21-42 | | |
| 09/27 | at Cardinals | S | 2 | 0 | 2 | 0.0 | 0.0 | 0 | 0 | 0 | 0 | 0 | 0 | 0 | 0 | 0 | 0 | 0 | 0 | 0 | 0 | 0 | 0 | 0 | W | 26-23 | | |
| 10/04 | Saints | S | 7 | 2 | 5 | 0.0 | 0.0 | 1 | 0 | 0 | 0 | 0 | 0 | 0 | 1 | 0 | 0 | 0 | 0 | 0 | 0 | 0 | 0 | 0 | L | 29-35 | | |
| 10/18 | at Jaguars | S | 0 | 0 | 0 | 0.0 | 0.0 | 0 | 0 | 1 | 0 | 0 | 0 | 0 | 0 | 0 | 0 | 0 | 0 | 0 | 0 | 0 | 0 | 0 | W | 34-16 | | |
| 10/25 | at Falcons | S | 5 | 1 | 4 | 0.0 | 0.0 | 0 | 0 | 0 | 0 | 0 | 0 | 0 | 0 | 0 | 0 | 0 | 0 | 0 | 0 | 0 | 0 | 0 | W | 23-22 | | |
| 11/01 | Colts | S | 5 | 4 | 1 | 1.0 | 7.0 | 0 | 0 | 2 | 0 | 0 | 0 | 0 | 0 | 0 | 0 | 0 | 0 | 0 | 0 | 0 | 0 | 0 | L | 21-41 | | |
| 11/08 | at Vikings | S | 3 | 0 | 3 | 0.0 | 0.0 | 0 | 0 | 0 | 0 | 0 | 0 | 0 | 0 | 0 | 0 | 0 | 0 | 0 | 0 | 0 | 0 | 0 | L | 20-34 | | |
| 11/15 | Football Team | S | 1 | 1 | 0 | 0.0 | 0.0 | 0 | 0 | 1 | 0 | 0 | 0 | 0 | 0 | 0 | 0 | 0 | 0 | 0 | 0 | 0 | 0 | 0 | W | 30-27 | | |
| 11/22 | at Panthers | S | 4 | 1 | 3 | 0.0 | 0.0 | 0 | 0 | 0 | 0 | 0 | 0 | 0 | 0 | 0 | 0 | 0 | 0 | 0 | 0 | 0 | 0 | 0 | L | 0-20 | | |
| 11/26 | Texans | S | 1 | 1 | 0 | 0.0 | 0.0 | 1 | 1 | 0 | 0 | 0 | 0 | 0 | 0 | 0 | 0 | 0 | 0 | 0 | 0 | 0 | 0 | 0 | L | 25-41 | | |
| 12/06 | at Bears | | | | | | | | | | | | | | | | | | | | | | | | W | 34-30 | | |
| 12/13 | Packers | | | | | | | | | | | | | | | | | | | | | | | | L | 24-31 | | |
| 12/20 | at Titans | | | | | | | | | | | | | | | | | | | | | | | | L | 25-46 | | |
| 12/26 | Buccaneers | | | | | | | | | | | | | | | | | | | | | | | | L | 7-47 | | |
| 01/03 | Vikings | S | 1 | 1 | 0 | 0.0 | 0.0 | 0 | 0 | 0 | 0 | 0 | 0 | 0 | 0 | 0 | 0 | 0 | 0 | 0 | 0 | 0 | 0 | 0 | L | 35-37 | | |
| 2020 TOTALS | | 12-12 | 37 | 15 | 22 | 1.0 | 7.0 | 2 | 1 | 4 | 0 | 0 | 0 | 0 | 1 | 0 | 0 | 0 | 0 | 0 | 0 | 0 | 0 | 0 | 0 | 5-11 | | |

2021 GAME-BY-GAME REGULAR-SEASON STATISTICS (GIANTS)

| DATE | OPPONENT | P/S | TACKLES | | | | | | | | | INTERCEPTIONS | | | | | O. FUMB | | | | ST | | | | MISC | | W/L | SCORE |
|--------------------|------------------|-------------|-----------|-----------|-----------|------------|------------|----------|----------|----------|----------|---------------|----------|----------|----------|----------|----------|----------|----------|----------|----------|----------|----------|----------|----------|-------------|-----|-------|
| | | | TK | S | A | SK | YDS | TFL | YDS | QBH | NO | YDS | LG | TD | PD | FF | FR | TD | YDS | TK | S | A | FF | FR | S | A | | |
| 09/12 | Broncos | P | 2 | 1 | 1 | 0.0 | 0.0 | 0 | 0 | 0 | 0 | 0 | 0 | 0 | 0 | 0 | 0 | 0 | 0 | 0 | 0 | 0 | 0 | 0 | L | 13-27 | | |
| 09/16 | at Football Team | P | 1 | 0 | 1 | 0.0 | 0.0 | 0 | 0 | 0 | 0 | 0 | 0 | 0 | 0 | 0 | 0 | 0 | 0 | 0 | 0 | 0 | 0 | 0 | L | 29-30 | | |
| 09/26 | Falcons | P | 1 | 0 | 1 | 0.0 | 0.0 | 0 | 0 | 0 | 0 | 0 | 0 | 0 | 0 | 0 | 0 | 0 | 0 | 0 | 0 | 0 | 0 | 0 | L | 14-17 | | |
| 10/03 | at Saints | P | 4 | 0 | 4 | 0.0 | 0.0 | 0 | 0 | 0 | 0 | 0 | 0 | 0 | 0 | 0 | 0 | 0 | 0 | 0 | 0 | 0 | 0 | 0 | W | 27-21+ | | |
| 10/10 | at Cowboys | P | 6 | 2 | 4 | 0.5 | 0.5 | 0 | 0 | 1 | 0 | 0 | 0 | 0 | 0 | 0 | 0 | 0 | 0 | 0 | 0 | 0 | 0 | 0 | L | 20-44 | | |
| 10/17 | Rams | P | 2 | 1 | 1 | 0.0 | 0.0 | 0 | 0 | 0 | 0 | 0 | 0 | 0 | 0 | 0 | 0 | 0 | 0 | 0 | 0 | 0 | 0 | 0 | L | 11-38 | | |
| 10/24 | Panthers | | | | | | | | | | | | | | | | | | | | | | | | W | 25-3 | | |
| 11/01 | at Chiefs | | | | | | | | | | | | | | | | | | | | | | | | L | 17-20 | | |
| 11/07 | Raiders | P | 1 | 0 | 1 | 0.0 | 0.0 | 0 | 0 | 0 | 0 | 0 | 0 | 0 | 0 | 0 | 0 | 0 | 0 | 0 | 0 | 0 | 0 | 0 | W | 23-16 | | |
| 11/22 | at Buccaneers | P | 5 | 4 | 1 | 0.0 | 0.0 | 1 | 1 | 0 | 0 | 0 | 0 | 0 | 0 | 0 | 0 | 0 | 0 | 0 | 0 | 0 | 0 | 0 | L | 10-30 | | |
| 11/28 | Eagles | P | 0 | 0 | 0 | 0.0 | 0.0 | 0 | 0 | 0 | 0 | 0 | 0 | 0 | 0 | 0 | 0 | 0 | 0 | 0 | 0 | 0 | 0 | 0 | W | 13-7 | | |
| 12/05 | at Dolphins | P | 0 | 0 | 0 | 0.0 | 0.0 | 0 | 0 | 0 | 0 | 0 | 0 | 0 | 0 | 0 | 0 | 0 | 0 | 0 | 0 | 0 | 0 | 0 | L | 9-20 | | |
| 12/12 | at Chargers | P | 4 | 2 | 2 | 0.0 | 0.0 | 0 | 0 | 0 | 0 | 0 | 0 | 0 | 0 | 0 | 0 | 0 | 0 | 0 | 0 | 0 | 0 | 0 | L | 21-37 | | |
| 12/19 | Cowboys | P | 3 | 2 | 1 | 0.0 | 0.0 | 0 | 0 | 0 | 0 | 0 | 0 | 0 | 0 | 0 | 0 | 0 | 0 | 0 | 0 | 0 | 0 | 0 | L | 6-21 | | |
| 12/26 | at Eagles | | | | | | | | | | | | | | | | | | | | | | | | L | 10-34 | | |
| 01/02 | at Bears | | | | | | | | | | | | | | | | | | | | | | | | L | 3-29 | | |
| 01/09 | Football Team | | | | | | | | | | | | | | | | | | | | | | | | L | 7-22 | | |
| 2021 TOTALS | | 12-0 | 29 | 12 | 17 | 0.5 | 0.5 | 1 | 1 | 1 | 0 | 0 | 0 | 0 | 0 | 0 | 0 | 0 | 0 | 0 | 0 | 0 | 0 | 0 | 0 | 4-13 | | |

+ - Overtime

2022 GAME-BY-GAME REGULAR-SEASON STATISTICS (CHIEFS)

| DATE | OPPONENT | P/S | TACKLES | | | | | | | | | INTERCEPTIONS | | | | | O. FUMB | | | | ST | | | | MISC | | W/L | SCORE |
|--------------------|---------------|------------|----------|----------|----------|------------|------------|----------|----------|----------|----------|---------------|----------|----------|----------|----------|----------|----------|----------|----------|----------|----------|----------|----------|----------|-------------|-----|-------|
| | | | TK | S | A | SK | YDS | TFL | YDS | QBH | NO | YDS | LG | TD | PD | FF | FR | TD | YDS | TK | S | A | FF | FR | S | A | | |
| 09/11 | at Cardinals | | | | | | | | | | | | | | | | | | | | | | | | W | 44-21 | | |
| 09/15 | Chargers | | | | | | | | | | | | | | | | | | | | | | | | W | 27-24 | | |
| 09/25 | at Colts | | | | | | | | | | | | | | | | | | | | | | | | L | 17-20 | | |
| 10/02 | at Buccaneers | | | | | | | | | | | | | | | | | | | | | | | | W | 41-31 | | |
| 10/10 | Raiders | | | | | | | | | | | | | | | | | | | | | | | | W | 30-29 | | |
| 10/16 | Bills | | | | | | | | | | | | | | | | | | | | | | | | L | 20-24 | | |
| 10/23 | at 49ers | | | | | | | | | | | | | | | | | | | | | | | | W | 44-23 | | |
| 11/06 | Titans | | | | | | | | | | | | | | | | | | | | | | | | W | 20-17+ | | |
| 11/13 | Jaguars | | | | | | | | | | | | | | | | | | | | | | | | W | 27-17 | | |
| 11/20 | at Chargers | | | | | | | | | | | | | | | | | | | | | | | | W | 30-27 | | |
| 11/27 | Rams | | | | | | | | | | | | | | | | | | | | | | | | W | 26-10 | | |
| 12/04 | at Bengals | | | | | | | | | | | | | | | | | | | | | | | | L | 24-27 | | |
| 12/11 | at Broncos | | | | | | | | | | | | | | | | | | | | | | | | W | 34-28 | | |
| 12/18 | at Texans | | | | | | | | | | | | | | | | | | | | | | | | W | 30-24+ | | |
| 12/24 | Seahawks | P | 0 | 0 | 0 | 0.0 | 0.0 | 0 | 0 | 0 | 0 | 0 | 0 | 0 | 0 | 0 | 0 | 0 | 0 | 0 | 0 | 0 | 0 | 0 | W | 24-10 | | |
| 01/01 | Broncos | | | | | | | | | | | | | | | | | | | | | | | | W | 27-24 | | |
| 01/07 | at Raiders | | | | | | | | | | | | | | | | | | | | | | | | W | 31-13 | | |
| 2022 TOTALS | | 1-0 | 0 | 0 | 0 | 0.0 | 0.0 | 0 | 0 | 0 | 0 | 0 | 0 | 0 | 0 | 0 | 0 | 0 | 0 | 0 | 0 | 0 | 0 | 0 | 0 | 14-3 | | |

+ - Overtime



2018 GAME-BY-GAME POSTSEASON STATISTICS (PATRIOTS)

| DATE | OPPONENT | P/S | TACKLES | | | | | | | INTERCEPTIONS | | | | | O. FUMB | | | | ST | | | | MISC | | W/L | SCORE | | | | |
|--------------------|-----------|------------|----------|----------|----------|------------|------------|----------|----------|---------------|----------|----------|----------|----------|----------|----------|----------|----------|----------|----------|----------|----------|----------|----------|----------|----------|----------|------------|---|-------|
| | | | TK | S | A | SK | YDS | TFL | YDS | QBH | NO | YDS | LG | TD | PD | FF | FR | TD | YDS | TK | S | A | FF | FR | | | S | A | | |
| 01/13 | Chargers | S | 0 | 0 | 0 | 0.0 | 0.0 | 0 | 0 | 0 | 0 | 0 | 0 | 0 | 0 | 0 | 0 | 0 | 0 | 0 | 0 | 0 | 0 | 0 | 0 | 0 | 0 | 0 | W | 41-28 |
| 01/20 | at Chiefs | | INACTIVE | | | | | | | | | | | | | | | | | | | | W | 37-31+ | | | | | | |
| 02/03 | at Rams | P | 2 | 2 | 0 | 0.0 | 0.0 | 1 | 3 | 0 | 0 | 0 | 0 | 0 | 0 | 0 | 0 | 0 | 0 | 0 | 0 | 0 | 0 | 0 | 0 | 0 | 0 | 0 | W | 13-3 |
| 2018 TOTALS | | 2-1 | 2 | 2 | 0 | 0.0 | 0.0 | 1 | 3 | 0 | 0 | 0 | 0 | 0 | 0 | 0 | 0 | 0 | 0 | 0 | 0 | 0 | 0 | 0 | 0 | 0 | 0 | 3-0 | | |

+ - Overtime

2019 GAME-BY-GAME POSTSEASON STATISTICS (PATRIOTS)

| DATE | OPPONENT | P/S | TACKLES | | | | | | | INTERCEPTIONS | | | | | O. FUMB | | | | ST | | | | MISC | | W/L | SCORE | | | |
|--------------------|----------|------------|----------|----------|----------|------------|------------|----------|----------|---------------|----------|----------|----------|----------|----------|----------|----------|----------|----------|----------|----------|----------|----------|----------|----------|----------|----------|------------|-------|
| | | | TK | S | A | SK | YDS | TFL | YDS | QBH | NO | YDS | LG | TD | PD | FF | FR | TD | YDS | TK | S | A | FF | FR | | | S | A | |
| 01/04 | Titans | S | 7 | 5 | 2 | 0.0 | 0.0 | 0 | 0 | 0 | 0 | 0 | 0 | 0 | 0 | 0 | 0 | 0 | 0 | 0 | 0 | 0 | 0 | 0 | 0 | 0 | 0 | L | 13-20 |
| 2019 TOTALS | | 1-1 | 7 | 5 | 2 | 0.0 | 0.0 | 0 | 0 | 0 | 0 | 0 | 0 | 0 | 0 | 0 | 0 | 0 | 0 | 0 | 0 | 0 | 0 | 0 | 0 | 0 | 0 | 0-1 | |

2022 GAME-BY-GAME POSTSEASON STATISTICS (CHIEFS)

| DATE | OPPONENT | P/S | TACKLES | | | | | | | INTERCEPTIONS | | | | | O. FUMB | | | | ST | | | | MISC | | W/L | SCORE | | | |
|--------------------|-----------|-----|----------------|----------|----------|------------|------------|----------|----------|---------------|----------|----------|----------|----------|----------|----------|----------|----------|----------|----------|----------|----------|----------|----------|----------|----------|----------|------------|--|
| | | | TK | S | A | SK | YDS | TFL | YDS | QBH | NO | YDS | LG | TD | PD | FF | FR | TD | YDS | TK | S | A | FF | FR | | | S | A | |
| 01/21 | Jaguars | | PRACTICE SQUAD | | | | | | | | | | | | | | | | | | | | W | 27-20 | | | | | |
| 01/29 | Bengals | | PRACTICE SQUAD | | | | | | | | | | | | | | | | | | | | W | 23-20 | | | | | |
| 02/12 | at Eagles | | PRACTICE SQUAD | | | | | | | | | | | | | | | | | | | | W | 38-35 | | | | | |
| 2022 TOTALS | | | 0 | 0 | 0 | 0.0 | 0.0 | 0 | 0 | 0 | 0 | 0 | 0 | 0 | 0 | 0 | 0 | 0 | 0 | 0 | 0 | 0 | 0 | 0 | 0 | 0 | 0 | 3-0 | |





DONOVAN SMITH

TACKLE #79
PENN STATE



9TH YEAR IN THE NFL

1ST YEAR WITH THE CHIEFS

HEIGHT: 6'6"
WEIGHT: 338 LBS
DRAFTED: FA-23
BIRTHDAY: 6/23/93

➤ Ninth-year offensive tackle enters his first season with the Chiefs in 2023.

➤ Originally entered the NFL as a second-round pick (34th overall) by the Tampa Bay Buccaneers in the 2015 NFL Draft.

Career Highlights:

➤ Started 15 games in 2020 and was part of an offensive line that allowed a sack on 3.51 percent of all pass attempts, the second-lowest mark in the NFL and the second-lowest mark in a season in team history. Helped block for an offense that ranked second in passing yards per game (289.1), third in points per game (30.8), seventh in yards per game (384.1) and seventh in yards per play (6.04).

➤ In 2019, started 15 games at left tackle as part of an offensive line that helped guide an offense that averaged 28.6 points per game, the third-highest mark in the league, posting 397.9 yards per game, the third-highest mark in the NFL, with 302.8 passing yards per game, the best mark in the NFL. The team's 458 points scored are a franchise record.

➤ In 2018, was part of an offensive line that helped block for an offense that led the NFL in passing yards per game (320.3), while ranking third in total yards per game (415.5) and fourth

in yards per play (6.30). Tampa Bay's offense set team records in net yards (6,648), passing yards (5,125), points scored (396) and first downs (388). The team's 5,125 passing yards are the fourth-most in a season in NFL history.

➤ In 2015, helped block for an offense that finished the season ranked fifth in the league in total offense (375.9 ypg) and fifth in rushing (134.9 ypg), while tying for the league lead in rushing average (4.8).

➤ Part of a 2015 unit that helped the offense to a then-franchise-record 6,014 net yards on the year, while also recording 2,162 rushing yards for the second-most in a single season in team history.

➤ Started at Detroit (12/26/20), helping the Buccaneers total a team-record 588 yards of total offense.

Honors:

➤ 2015 PFWA All-Rookie Team.

Transactions:

Signed with Kansas City (5/3/23) ... Originally entered the NFL as a second-round pick (34th overall) by the Tampa Bay Buccaneers in the 2015 NFL Draft.

COLLEGE

Started 31-of-32 career games played at Penn State (2011-14) ... Played in the 2015 Senior Bowl ... Named first-team preseason All-Big Ten by USA Today and Lindy's, while earning second-team preseason all-conference honors from Athlon Sports and Phil Steele his junior campaign ... Part of an offense that put together a school-record 454 passing yards against UCF in 2014 ... In 2013, was an honorable mention All-Big Ten choice and blocked for Big Ten Freshman-of-the-Year, quarterback Christian Hackenberg, who set 12 school freshman records ... Helped block for a Penn State squad that led the Big Ten in total offense (437.0 yards per game) in conference play, while ranking second in scoring offense (32.6 points per game) and passing offense (283.1 yards per game) against Big Ten opponents as a freshman in 2012 ... Selected to ESPN.com Big Ten All-Freshman team in 2012.

PERSONAL

➤ He appeared as a human canvas on the eighth season of Spike TV's Ink Master.

➤ Smith was a first-team all-state and Baltimore Sun first-team all-met selection for coach Steve Lurz at Owings Mills High School.

➤ He did not allow a sack as a junior or senior and also was a standout defensive lineman.

➤ Smith played in the 2011 U.S. Army All-American Bowl and was rated a four-star recruit by 24/7sports.com.

➤ Full name is Donovan Cole Smith.

➤ He is the son of Sharon Thomas.

➤ He has three sisters, Danielle and Tamika Thomas and Ebony Smith, and one brother, Dwayne Thomas.

➤ He enjoys listening to music, reading, cooking, fishing, playing video games and watching stand-up comedy.

➤ He is studying criminology and is interested in becoming an FBI agent or detective.

DONOVAN SMITH'S NFL REGULAR SEASON STATISTICS

| DATE | TEAM | GP | GS |
|-------------------|------------|------------|------------|
| 2015 | Buccaneers | 16 | 16 |
| 2016 | Buccaneers | 16 | 16 |
| 2017 | Buccaneers | 16 | 16 |
| 2018 | Buccaneers | 16 | 16 |
| 2019 | Buccaneers | 15 | 15 |
| 2020 | Buccaneers | 15 | 15 |
| 2021 | Buccaneers | 17 | 17 |
| 2022 | Buccaneers | 13 | 13 |
| NFL TOTALS | | 124 | 124 |

DONOVAN SMITH'S NFL POSTSEASON STATISTICS

| DATE | TEAM | GP | GS |
|-------------------|------------|----------|----------|
| 2020 | Buccaneers | 4 | 4 |
| 2021 | Buccaneers | 2 | 2 |
| 2022 | Buccaneers | 1 | 1 |
| NFL TOTALS | | 7 | 7 |

2015 GAME-BY-GAME REGULAR-SEASON STATISTICS (BUCCANEERS)

| DATE | OPPONENT | P/S | W/L | SCORE |
|--------------------|-------------|--------------|-------------|--------|
| 09/13 | Titans | S | L | 14-42 |
| 09/20 | at Saints | S | W | 26-19 |
| 09/27 | at Texans | S | L | 9-19 |
| 10/04 | Panthers | S | L | 23-37 |
| 10/11 | Jaguars | S | W | 38-31 |
| 10/25 | at Redskins | S | L | 30-31 |
| 11/01 | at Falcons | S | W | 23-20+ |
| 11/08 | Giants | S | L | 18-32 |
| 11/15 | Cowboys | S | W | 10-6 |
| 11/22 | at Eagles | S | W | 45-17 |
| 11/29 | at Colts | S | L | 12-25 |
| 12/06 | Falcons | S | W | 23-19 |
| 12/13 | Saints | S | L | 17-24 |
| 12/17 | at Rams | S | L | 23-31 |
| 12/27 | Bears | S | L | 21-26 |
| 01/03 | at Panthers | S | L | 10-38 |
| 2015 TOTALS | | 16-16 | 6-10 | |

+ - Overtime

2016 GAME-BY-GAME REGULAR-SEASON STATISTICS (BUCCANEERS)

| DATE | OPPONENT | P/S | W/L | SCORE |
|--------------------|--------------|--------------|------------|--------|
| 09/11 | at Falcons | S | W | 31-24 |
| 09/18 | at Cardinals | S | L | 7-40 |
| 09/25 | Rams | S | L | 32-37 |
| 10/02 | Broncos | S | L | 7-27 |
| 10/10 | at Panthers | S | W | 17-14 |
| 10/23 | at 49ers | S | W | 34-17 |
| 10/30 | Raiders | S | L | 24-30+ |
| 11/03 | Falcons | S | L | 28-43 |
| 11/13 | Bears | S | W | 36-10 |
| 11/20 | at Chiefs | S | W | 19-17 |
| 11/27 | Seahawks | S | W | 14-5 |
| 12/04 | at Chargers | S | W | 28-21 |
| 12/11 | Saints | S | W | 16-11 |
| 12/18 | at Cowboys | S | L | 20-26 |
| 12/24 | at Saints | S | L | 24-31 |
| 01/01 | Panthers | S | W | 17-16 |
| 2016 TOTALS | | 16-16 | 9-7 | |

+ - Overtime

2017 GAME-BY-GAME REGULAR-SEASON STATISTICS (BUCCANEERS)

| DATE | OPPONENT | P/S | W/L | SCORE |
|--------------------|--------------|--------------|-------------|--------|
| 09/17 | Bears | S | W | 29-7 |
| 09/24 | at Vikings | S | L | 17-34 |
| 10/01 | Giants | S | W | 25-23 |
| 10/05 | Patriots | S | L | 14-19 |
| 10/15 | at Cardinals | S | L | 33-38 |
| 10/22 | at Bills | S | L | 27-30 |
| 10/29 | Panthers | S | L | 3-17 |
| 11/05 | at Saints | S | L | 10-30 |
| 11/12 | Jets | S | W | 15-10 |
| 11/19 | at Dolphins | S | W | 30-20 |
| 11/26 | at Falcons | S | L | 20-34 |
| 12/03 | at Packers | S | L | 20-26+ |
| 12/10 | Lions | S | L | 21-24 |
| 12/18 | Falcons | S | L | 21-24 |
| 12/24 | at Panthers | S | L | 19-22 |
| 12/31 | Saints | S | W | 31-24 |
| 2017 TOTALS | | 16-16 | 5-11 | |

+ - Overtime

2018 GAME-BY-GAME REGULAR-SEASON STATISTICS (BUCCANEERS)

| DATE | OPPONENT | P/S | W/L | SCORE |
|--------------------|-------------|--------------|-------------|--------|
| 09/09 | at Saints | S | W | 48-40 |
| 09/16 | Eagles | S | W | 27-21 |
| 09/24 | Steelers | S | L | 27-30 |
| 09/30 | at Bears | S | L | 10-48 |
| 10/14 | at Falcons | S | L | 29-34 |
| 10/21 | Browns | S | W | 26-23+ |
| 10/28 | at Bengals | S | L | 34-37 |
| 11/04 | at Panthers | S | L | 28-42 |
| 11/11 | Redskins | S | L | 3-16 |
| 11/18 | at Giants | S | L | 35-38 |
| 11/25 | 49ers | S | W | 27-9 |
| 12/02 | Panthers | S | W | 24-17 |
| 12/09 | Saints | S | L | 14-28 |
| 12/16 | at Ravens | S | L | 12-20 |
| 12/23 | at Cowboys | S | L | 20-27 |
| 12/30 | Falcons | S | L | 32-34 |
| 2018 TOTALS | | 16-16 | 5-11 | |

+ - Overtime

2019 GAME-BY-GAME REGULAR-SEASON STATISTICS (BUCCANEERS)

| DATE | OPPONENT | P/S | W/L | SCORE |
|--------------------|-------------|--------------|------------|--------|
| 09/08 | 49ers | S | L | 17-31 |
| 09/12 | at Panthers | S | W | 20-14 |
| 09/22 | Giants | S | L | 31-32 |
| 09/29 | at Rams | S | W | 55-40 |
| 10/06 | at Saints | S | L | 24-31 |
| 10/13 | Panthers | S | L | 26-37 |
| 10/27 | at Titans | S | L | 23-27 |
| 11/03 | at Seahawks | S | L | 34-40+ |
| 11/10 | Cardinals | S | W | 30-27 |
| 11/17 | Saints | S | L | 17-34 |
| 11/24 | at Falcons | S | W | 35-22 |
| 12/01 | at Jaguars | S | W | 28-11 |
| 12/08 | Colts | S | W | 38-35 |
| 12/15 | at Lions | INACTIVE | W | 38-17 |
| 12/21 | Texans | S | L | 20-23 |
| 12/29 | Falcons | S | L | 22-28+ |
| 2019 TOTALS | | 15-15 | 7-9 | |

+ - Overtime



2020 GAME-BY-GAME REGULAR-SEASON STATISTICS (BUCCANEERS)

| DATE | OPPONENT | P/S | | W/L | SCORE |
|--------------------|-------------|--------------|--------------|-------------|-------|
| 09/13 | at Saints | S | | L | 23-34 |
| 09/20 | Panthers | S | | W | 31-17 |
| 09/27 | at Broncos | S | | W | 28-10 |
| 10/04 | Chargers | S | | W | 38-31 |
| 10/08 | at Bears | S | | L | 19-20 |
| 10/18 | Packers | S | | W | 38-10 |
| 10/25 | at Raiders | S | | W | 45-20 |
| 11/02 | at Giants | S | | W | 25-23 |
| 11/08 | Saints | S | | L | 3-38 |
| 11/15 | at Panthers | S | | W | 46-23 |
| 11/23 | Rams | S | | L | 24-27 |
| 11/29 | Chiefs | S | | L | 24-27 |
| 12/13 | Vikings | S | | W | 26-14 |
| 12/20 | at Falcons | | DID NOT PLAY | W | 31-27 |
| 12/26 | at Lions | S | | W | 47-7 |
| 01/03 | Falcons | S | | W | 44-27 |
| 2020 TOTALS | | 15-15 | | 11-5 | |

2021 GAME-BY-GAME REGULAR-SEASON STATISTICS (BUCCANEERS)

| DATE | OPPONENT | P/S | | W/L | SCORE |
|--------------------|------------------|--------------|--|-------------|--------|
| 09/09 | Cowboys | S | | W | 31-29 |
| 09/19 | Falcons | S | | W | 48-25 |
| 09/26 | at Rams | S | | L | 24-34 |
| 10/03 | at Patriots | S | | W | 19-17 |
| 10/10 | Dolphins | S | | W | 45-17 |
| 10/14 | at Eagles | S | | W | 28-22 |
| 10/24 | Bears | S | | W | 38-3 |
| 10/31 | at Saints | S | | L | 27-36 |
| 11/14 | at Football Team | S | | L | 19-29 |
| 11/22 | Giants | S | | W | 30-10 |
| 11/28 | at Colts | S | | W | 38-31 |
| 12/05 | at Falcons | S | | W | 30-17 |
| 12/12 | Bills | S | | W | 33-27+ |
| 12/19 | Saints | S | | L | 0-9 |
| 12/26 | at Panthers | S | | W | 32-6 |
| 01/02 | at Jets | S | | W | 28-24 |
| 01/09 | Panthers | S | | W | 41-17 |
| 2021 TOTALS | | 17-17 | | 13-4 | |

+ - Overtime

2022 GAME-BY-GAME REGULAR-SEASON STATISTICS (BUCCANEERS)

| DATE | OPPONENT | P/S | | W/L | SCORE |
|--------------------|--------------|--------------|----------|------------|--------|
| 09/11 | at Cowboys | S | | W | 19-3 |
| 09/18 | at Saints | | INACTIVE | W | 20-10 |
| 09/25 | Packers | | INACTIVE | L | 12-14 |
| 10/02 | Chiefs | S | | L | 31-41 |
| 10/09 | Falcons | S | | W | 21-15 |
| 10/16 | at Steelers | S | | L | 18-20 |
| 10/23 | at Panthers | S | | L | 3-21 |
| 10/27 | Ravens | S | | L | 22-27 |
| 11/06 | Rams | S | | W | 16-13 |
| 11/13 | Seahawks | S | | W | 21-16 |
| 11/27 | at Browns | S | | L | 17-23+ |
| 12/05 | Saints | S | | W | 17-16 |
| 12/11 | at 49ers | S | | L | 7-35 |
| 12/18 | Bengals | S | | L | 23-34 |
| 12/25 | at Cardinals | | INACTIVE | W | 19-16+ |
| 01/01 | Panthers | S | | W | 30-24 |
| 01/08 | at Falcons | | INACTIVE | L | 17-30 |
| 2022 TOTALS | | 13-13 | | 8-9 | |

+ - Overtime

2020 GAME-BY-GAME POSTSEASON STATISTICS (BUCCANEERS)

| DATE | OPPONENT | P/S | | W/L | SCORE |
|--------------------|------------------|------------|--|------------|-------|
| 01/09 | at Football Team | S | | W | 31-23 |
| 01/17 | at Saints | S | | W | 30-20 |
| 01/24 | at Packers | S | | W | 31-26 |
| 02/07 | Chiefs | S | | W | 31-9 |
| 2020 TOTALS | | 4-4 | | 4-0 | |

2021 GAME-BY-GAME POSTSEASON STATISTICS (BUCCANEERS)

| DATE | OPPONENT | P/S | W/L | SCORE |
|--------------------|----------|------------|------------|-------|
| 01/16 | Eagles | S | W | 31-15 |
| 01/23 | Rams | S | L | 27-30 |
| 2021 TOTALS | | 2-2 | 1-1 | |

2022 GAME-BY-GAME POSTSEASON STATISTICS (BUCCANEERS)

| DATE | OPPONENT | P/S | W/L | SCORE |
|--------------------|----------|------------|------------|-------|
| 01/16 | Cowboys | S | L | 14-31 |
| 2022 TOTALS | | 1-1 | 0-1 | |



TREY SMITH

GUARD #65
TENNESSEE

3RD YEAR IN THE NFL | 3RD YEAR WITH THE CHIEFS

HEIGHT: 6'6"
WEIGHT: 321 LBS
DRAFTED: D6-21
BIRTHDAY: 6/16/99



- Third-year offensive lineman enters his third season with the Chiefs in 2023.
- Originally entered the NFL as a sixth-round pick (226th overall) by the Chiefs in the 2021 NFL Draft.

Career Highlights:

- Rookie offensive linemen Creed Humphrey and Trey Smith started all 17 regular season games in 2021, becoming the 17th and 18th players in franchise history to start all regular season games in their rookie season. Humphrey and Smith are the third pair of teammates to both start all regular season games in their rookie campaign, joining DE Sylvester Hicks and DE Art Still (16 games, 1978) and CB Brandon Carr and DL Glenn Dorsey (16 games, 2008). S Juan Thornhill was the last

player to start all games in his rookie season, starting all 16 games in 2019.

Postseason Career Highlights:

- Did not allow a sack on QB Patrick Mahomes in Super Bowl LVII against the Philadelphia Eagles who recorded the most sacks in the regular season (70.0).

Honors:

- 2021 PFWA All-Rookie Team.

Transactions:

Originally entered the NFL as a sixth-round pick (226th overall) by the Kansas City Chiefs in the 2021 NFL Draft.

COLLEGE

Appeared in 42 games with 41 starts, concluding his career with 22 straight starts with Tennessee (2017-20) ... Saw action on over 2,500 career offensive snaps and allowed only one sack in his final two seasons ... As a senior in 2020, started all 10 games for the Vols at left guard during the unique COVID-19 season earning second-team All-America status in the process and first-team All-SEC honors for the second straight year ... Became Tennessee's first All-America recipient since Derek Barnett was named to the FWAA's second-team in 2016 ... Also was the first Vol offensive lineman to be tabbed a first- or second-team All-American by any outlet since Anthony Parker in 2007 ... Played 664 offensive snaps during the season and allowed only one sack ... Became the first Vol true freshman to start at left tackle in over 30 years en route to Freshman All-America honors ... Off the field, was a leader in the community, spearheading charity drives and was recipient of the 2019 Jason Witten Collegiate Man of the Year ... Two-time SEC Community Service Team representative.

PERSONAL

- Earned All-State honors from 2015-17 while attending University School in Jackson.
- Winner of the 2016 Bobby Dodd Award by the Touchdown Club of Atlanta.
- 2017 Under Armour All-American and 2016 USA Today/American Family Insurance All-USA first-team.
- 2016 MaxPreps Football All-American first-team offense.
- Two-time Tennessee Mr. Football, two-time District Offensive Lineman of the Year and two-time Tennessee Player of the Year.
- Hometown: Jackson, Tenn.

TREY SMITH'S NFL REGULAR SEASON STATISTICS

| DATE | TEAM | GP | GS |
|-------------------|--------|-----------|-----------|
| 2021 | Chiefs | 17 | 17 |
| 2022 | Chiefs | 16 | 16 |
| NFL TOTALS | | 33 | 33 |

TREY SMITH'S NFL POSTSEASON STATISTICS

| DATE | TEAM | GP | GS |
|-------------------|--------|----------|----------|
| 2021 | Chiefs | 3 | 3 |
| 2022 | Chiefs | 3 | 3 |
| NFL TOTALS | | 6 | 6 |

2021 GAME-BY-GAME REGULAR-SEASON STATISTICS (CHIEFS)

| DATE | OPPONENT | P/S | W/L | SCORE |
|--------------------|------------------|--------------|-------------|--------|
| 09/12 | Browns | S | W | 33-29 |
| 09/19 | at Ravens | S | L | 35-36 |
| 09/26 | Chargers | S | L | 24-30 |
| 10/03 | at Eagles | S | W | 42-30 |
| 10/10 | Bills | S | L | 20-38 |
| 10/17 | at Football Team | S | W | 31-13 |
| 10/24 | at Titans | S | L | 3-27 |
| 11/01 | Giants | S | W | 20-17 |
| 11/07 | Packers | S | W | 13-7 |
| 11/14 | at Raiders | S | W | 41-14 |
| 11/21 | Cowboys | S | W | 19-9 |
| 12/05 | Broncos | S | W | 22-9 |
| 12/12 | Raiders | S | W | 48-9 |
| 12/16 | at Chargers | S | W | 34-28+ |
| 12/26 | Steelers | S | W | 36-10 |
| 01/02 | at Bengals | S | L | 31-34 |
| 01/08 | at Broncos | S | W | 28-24 |
| 2021 TOTALS | | 17-17 | 12-5 | |

+ - Overtime

2022 GAME-BY-GAME REGULAR-SEASON STATISTICS (CHIEFS)

| DATE | OPPONENT | P/S | W/L | SCORE |
|--------------------|---------------|--------------|-------------|--------|
| 09/11 | at Cardinals | S | W | 44-21 |
| 09/15 | Chargers | S | W | 27-24 |
| 09/25 | at Colts | S | L | 17-20 |
| 10/02 | at Buccaneers | S | W | 41-31 |
| 10/10 | Raiders | INACTIVE | W | 30-29 |
| 10/16 | Bills | S | L | 20-24 |
| 10/23 | at 49ers | S | W | 44-23 |
| 11/06 | Titans | S | W | 20-17+ |
| 11/13 | Jaguars | S | W | 27-17 |
| 11/20 | at Chargers | S | W | 30-27 |
| 11/27 | Rams | S | W | 26-10 |
| 12/04 | at Bengals | S | L | 24-27 |
| 12/11 | at Broncos | S | W | 34-28 |
| 12/18 | at Texans | S | W | 30-24+ |
| 12/24 | Seahawks | S | W | 24-10 |
| 01/01 | Broncos | S | W | 27-24 |
| 01/07 | at Raiders | S | W | 31-13 |
| 2022 TOTALS | | 16-16 | 14-3 | |

+ - Overtime

2021 GAME-BY-GAME POSTSEASON STATISTICS (CHIEFS)

| DATE | OPPONENT | P/S | W/L | SCORE |
|--------------------|----------|------------|------------|--------|
| 01/16 | Steelers | S | W | 42-21 |
| 01/23 | Bills | S | W | 42-36+ |
| 01/30 | Bengals | S | L | 24-27+ |
| 2021 TOTALS | | 3-3 | 2-1 | |

+ - Overtime

2022 GAME-BY-GAME POSTSEASON STATISTICS (CHIEFS)

| DATE | OPPONENT | P/S | W/L | SCORE |
|--------------------|-----------|------------|------------|-------|
| 01/21 | Jaguars | S | W | 27-20 |
| 01/29 | Bengals | S | W | 23-20 |
| 02/12 | at Eagles | S | W | 38-35 |
| 2022 TOTALS | | 3-3 | 3-0 | |





IHMIR SMITH-MARSETTE

WIDE RECEIVER #82

IOWA



3RD YEAR IN THE NFL

1ST YEAR WITH THE CHIEFS

HEIGHT: 6'1"
WEIGHT: 185 LBS
DRAFTED: FA-22
BIRTHDAY: 8/29/99

Third-year wide receiver enters his first year with the Chiefs in 2023, after spending last season on the club's practice squad.

Originally entered the NFL as a fifth-round pick (157th overall) by the Minnesota Vikings in the 2021 NFL Draft.

Signed with Kansas City (2/15/23) ... Signed with Kansas City's practice squad (10/21/22) ... Released by Chicago (10/18/22) ... Acquired via waivers by Chicago (9/1/22) ... Released by Minnesota (8/31/22) ... Originally entered the NFL as a fifth-round pick (157th overall) by the Minnesota Vikings in the 2021 NFL Draft.

Transactions:

COLLEGE

Left Iowa with a 28.7 KOR avg, 2nd all-time in the Big Ten ... Had 1,520 career KOR yards with 1,615 career receiving yards and 274 yards on the ground, ranked 10th in Iowa career all-purpose yards ... In 2019 Holiday Bowl vs. USC, scored by rush/receive/return, only the second Hawkeye to do so, en route to being named Holiday Bowl Offensive MVP ... Was Honorable Mention All-Big Ten in 2019 and 2020 by league coaches and media ... Was a 2018 Second-Team All-Big Ten by AP as an all-purpose player and Honorable Mention as a WR by conference media ... Made 1st career start and scored opening two TDs of his career at Iowa State in annual Cy-Hawk Trophy game, a 44-41 OT win in only his 2nd career game as a true freshman.

PERSONAL

- Helped Weequahic claim 2016 state championship with 12-0 record.
- Lettered in both football and track.
- Recorded 18 tackles on defense, with two interceptions and one touchdown.
- Scored two kickoff return and one punt return touchdown as a senior.
- Collected five receptions for 110 yards and two touchdowns as a junior, along with one punt return touchdown and one interception return for a touchdown.
- Competed in hurdle events in track.

IHMIR SMITH-MARSETTE'S NFL REGULAR SEASON RUSHING/RECEIVING STATISTICS

| DATE | TEAM | GP | GS | RECEIVING | | | | | RUSHING | | | | |
|--------------------------------------------------|--------------|-----------|----------|-----------|------------|-------------|------------|----------|----------|-----------|-------------|----------|----------|
| | | | | NO. | YDS. | AVG. | LG | TD | NO. | YDS. | AVG. | LG | TD |
| 2021 | Vikings | 8 | 1 | 5 | 116 | 23.2 | 44t | 2 | 0 | 0 | 0.0 | 0 | 0 |
| 2022 | Bears | 6 | 0 | 1 | 15 | 15.0 | 15 | 0 | 1 | -1 | -1.0 | -1 | 0 |
| Went from Chicago to Kansas City . | | | | | | | | | | | | | |
| 2022 | Chiefs | 2 | 0 | 0 | 0 | 0.0 | 0 | 0 | 0 | 0 | 0.0 | 0 | 0 |
| 2022 | TOTAL | 8 | 0 | 1 | 15 | 15.0 | 15 | 0 | 1 | -1 | -1.0 | 0 | 0 |
| NFL TOTALS | | 16 | 1 | 6 | 131 | 21.8 | 44T | 2 | 1 | -1 | -1.0 | 0 | 0 |

IHMIR SMITH-MARSETTE'S NFL POSTSEASON RUSHING/RECEIVING STATISTICS

| DATE | TEAM | GP | GS | RECEIVING | | | | | RUSHING | | | | |
|-------------------|--------|----------|----------|-----------|----------|------------|----------|----------|----------|----------|------------|----------|----------|
| | | | | NO. | YDS. | AVG. | LG | TD | NO. | YDS. | AVG. | LG | TD |
| 2022 | Chiefs | 0 | 0 | 0 | 0 | 0.0 | 0 | 0 | 0 | 0 | 0.0 | 0 | 0 |
| NFL TOTALS | | 0 | 0 | 0 | 0 | 0.0 | 0 | 0 | 0 | 0 | 0.0 | 0 | 0 |



IHMIR SMITH-MARSETTE'S NFL REGULAR SEASON RETURN STATISTICS

| DATE | TEAM | KICKOFF RETURNS | | | | | PUNT RETURNS | | | | | |
|-------------------|--------------|-----------------|------------|-------------|-----------|----------|--------------------------------------------------|----------|----------|------------|----------|----------|
| | | RET. | YDS. | AVG. | LG | TD | NO. | FC | YDS. | AVG. | LG | TD |
| 2021 | Vikings | 4 | 83 | 20.8 | 24 | 0 | 0 | 0 | 0 | 0.0 | 0 | 0 |
| 2022 | Bears | 1 | 17 | 17.0 | 17 | 0 | 0 | 0 | 0 | 0.0 | 0 | 0 |
| 2022 | Chiefs | 0 | 0 | 0.0 | 0 | 0 | Went from Chicago to Kansas City . | | | | | |
| 2022 | TOTAL | 1 | 17 | 17.0 | 17 | 0 | 0 | 0 | 0 | 0.0 | 0 | 0 |
| NFL TOTALS | | 5 | 100 | 20.0 | 24 | 0 | 0 | 0 | 0 | 0.0 | 0 | 0 |

IHMIR SMITH-MARSETTE'S NFL POSTSEASON RETURN STATISTICS

| DATE | TEAM | KICKOFF RETURNS | | | | | PUNT RETURNS | | | | | |
|-------------------|--------|-----------------|----------|------------|----------|----------|--------------|----------|----------|------------|----------|----------|
| | | RET. | YDS. | AVG. | LG | TD | NO. | FC | YDS. | AVG. | LG | TD |
| 2022 | Chiefs | 0 | 0 | 0.0 | 0 | 0 | 0 | 0 | 0 | 0.0 | 0 | 0 |
| NFL TOTALS | | 0 | 0 | 0.0 | 0 | 0 | 0 | 0 | 0 | 0.0 | 0 | 0 |

SINGLE-GAME HIGHS: RUSHING/RECEIVING

| | | | |
|---------------------------|---------------------------------------------------------------------------------------------------------------------------------------------------------------|-------------------------------|-----------------------------------------------------------------------------------------------------------------------------------------------------------------|
| Receptions | 3 vs. Chicago, Jan 09, 2022 1 at Minnesota, Oct 09, 2022 1 at Chicago, Dec 20, 2021 1 vs. Dallas, Oct 31, 2021 | All-Purpose Yards | 103 vs. Chicago, Jan 09, 2022 40 vs. Seattle, Sep 26, 2021 22 at Arizona, Sep 19, 2021 21 at Cincinnati, Sep 12, 2021 17 at Green Bay, Sep 18, 2022 |
| Receiving Yards | 103 vs. Chicago, Jan 09, 2022 15 at Minnesota, Oct 09, 2022 7 at Chicago, Dec 20, 2021 6 vs. Dallas, Oct 31, 2021 | Kickoff Returns | 2 vs. Seattle, Sep 26, 2021 1 at Arizona, Sep 19, 2021 1 at Cincinnati, Sep 12, 2021 |
| Receiving Average | 34.3 vs. Chicago, Jan 09, 2022 | Kickoff Return Yards | 40 vs. Seattle, Sep 26, 2021 22 at Arizona, Sep 19, 2021 21 at Cincinnati, Sep 12, 2021 |
| Longest Receptions | 44t vs. Chicago, Jan 09, 2022 40 vs. Chicago, Jan 09, 2022 19 vs. Chicago, Jan 09, 2022 15 at Minnesota, Oct 09, 2022 7t at Chicago, Dec 20, 2021 | Longest Kickoff Return | 24 vs. Seattle, Sep 26, 2021 22 at Arizona, Sep 19, 2021 21 at Cincinnati, Sep 12, 2021 |
| Receiving TDs | 1 vs. Chicago, Jan 09, 2022 1 at Chicago, Dec 20, 2021 | Most TDs | 17 at Green Bay, Sep 18, 2022 16 vs. Seattle, Sep 26, 2021 1 vs. Chicago, Jan 09, 2022 1 at Chicago, Dec 20, 2021 |

100-YARD RECEIVING GAMES (1): REGULAR SEASON

| DATE | TEAM | NO. | YDS. | AVG. | LG | TD |
|----------|-------|-----|------|------|-----|----|
| 01/09/22 | BEARS | 3 | 103 | 34.3 | 44t | 1 |

2021 GAME-BY-GAME REGULAR-SEASON STATISTICS (VIKINGS)

| DATE | OPPONENT | P/S | RECEIVING | | | | | RUSHING | | | | | W/L | SCORE |
|--------------------|--------------|------------|-----------|------------|-------------|------------|----------|----------|----------|------------|----------|----------|------------|--------|
| | | | NO. | YDS. | AVG. | LG | TD | NO. | YDS. | AVG. | LG | TD | | |
| 09/12 | at Bengals | P | 0 | 0 | 0.0 | 0 | 0 | 0 | 0.0 | 0 | 0 | 0 | L | 24-27+ |
| 09/19 | at Cardinals | P | 0 | 0 | 0.0 | 0 | 0 | 0 | 0.0 | 0 | 0 | 0 | L | 33-34 |
| 09/26 | Seahawks | P | 0 | 0 | 0.0 | 0 | 0 | 0 | 0.0 | 0 | 0 | 0 | W | 30-17 |
| 10/03 | Browns | | | | | | INACTIVE | | | | | | L | 7-14 |
| 10/10 | Lions | | | | | | INACTIVE | | | | | | W | 19-17 |
| 10/17 | at Panthers | | | | | | INACTIVE | | | | | | W | 34-28+ |
| 10/31 | Cowboys | P | 1 | 6 | 6.0 | 6 | 0 | 0 | 0.0 | 0 | 0 | 0 | L | 16-20 |
| 11/07 | at Ravens | | | | | | INACTIVE | | | | | | L | 31-34+ |
| 11/14 | at Chargers | | | | | | INACTIVE | | | | | | W | 27-20 |
| 11/21 | Packers | | | | | | INACTIVE | | | | | | W | 34-31 |
| 11/28 | at 49ers | | | | | | INACTIVE | | | | | | L | 26-34 |
| 12/05 | at Lions | | | | | | INACTIVE | | | | | | L | 27-29 |
| 12/09 | Steelers | P | 0 | 0 | 0.0 | 0 | 0 | 0 | 0.0 | 0 | 0 | 0 | W | 36-28 |
| 12/20 | at Bears | P | 1 | 7 | 7.0 | 7t | 1 | 0 | 0.0 | 0 | 0 | 0 | W | 17-9 |
| 12/26 | Rams | | | | | | INACTIVE | | | | | | L | 23-30 |
| 01/02 | at Packers | P | 0 | 0 | 0.0 | 0 | 0 | 0 | 0.0 | 0 | 0 | 0 | L | 10-37 |
| 01/09 | Bears | S | 3 | 103 | 34.3 | 44t | 1 | 0 | 0.0 | 0 | 0 | 0 | W | 31-17 |
| 2021 TOTALS | | 8-1 | 5 | 116 | 23.2 | 44T | 2 | 0 | 0 | 0.0 | 0 | 0 | 8-9 | |

+ - Overtime



2022 GAME-BY-GAME REGULAR-SEASON STATISTICS (BEARS/CHEIFS)

| DATE | OPPONENT | P/S | RECEIVING | | | | | RUSHING | | | | | W/L | SCORE |
|-------------------------------------------|-------------|------------|-----------|-----------|-------------|-----------|----------|----------|-----------|-------------|-----------|----------|-------------|--------|
| | | | NO. | YDS. | AVG. | LG | TD | NO. | YDS. | AVG. | LG | TD | | |
| 09/11 | 49ers | P | 0 | 0 | 0.0 | 0 | 0 | 0 | 0 | 0.0 | 0 | 0 | W | 19-10 |
| 09/18 | at Packers | P | 0 | 0 | 0.0 | 0 | 0 | 0 | 0 | 0.0 | 0 | 0 | L | 10-27 |
| 09/25 | Texans | P | 0 | 0 | 0.0 | 0 | 0 | 0 | 0 | 0.0 | 0 | 0 | W | 23-20 |
| 10/02 | at Giants | P | 0 | 0 | 0.0 | 0 | 0 | 0 | 0 | 0.0 | 0 | 0 | L | 12-20 |
| 10/09 | at Vikings | P | 1 | 15 | 15.0 | 15 | 0 | 0 | 0 | 0.0 | 0 | 0 | L | 22-29 |
| 10/13 | Commanders | P | 0 | 0 | 0.0 | 0 | 0 | 1 | -1 | -1.0 | -1 | 0 | L | 7-12 |
| Went from Bears to Chiefs . | | | | | | | | | | | | | | |
| 10/23 | at 49ers | | | | | | | | | | | | W | 44-23 |
| 11/06 | Titans | | | | | | | | | | | | W | 20-17+ |
| 11/13 | Jaguars | | | | | | | | | | | | W | 27-17 |
| 11/20 | at Chargers | | | | | | | | | | | | W | 30-27 |
| 11/27 | Rams | | | | | | | | | | | | W | 26-10 |
| 12/04 | at Bengals | | | | | | | | | | | | L | 24-27 |
| 12/11 | at Broncos | P | 0 | 0 | 0.0 | 0 | 0 | 0 | 0 | 0.0 | 0 | 0 | W | 34-28 |
| 12/18 | at Texans | | | | | | | | | | | | W | 30-24+ |
| 12/24 | Seahawks | | | | | | | | | | | | W | 24-10 |
| 01/01 | Broncos | | | | | | | | | | | | W | 27-24 |
| 01/07 | at Raiders | P | 0 | 0 | 0.0 | 0 | 0 | 0 | 0 | 0.0 | 0 | 0 | W | 31-13 |
| 2022 TOTALS | | 8-0 | 1 | 15 | 15.0 | 15 | 0 | 1 | -1 | -1.0 | -1 | 0 | 12-5 | |

+ - Overtime

2022 GAME-BY-GAME POSTSEASON STATISTICS (CHIEFS)

| DATE | OPPONENT | P/S | RECEIVING | | | | | RUSHING | | | | | W/L | SCORE |
|--------------------|-----------|------------|-----------|----------|------------|----------|----------|----------|----------|------------|----------|----------|------------|-------|
| | | | NO. | YDS. | AVG. | LG | TD | NO. | YDS. | AVG. | LG | TD | | |
| 01/21 | Jaguars | | | | | | | | | | | | W | 27-20 |
| 01/29 | Bengals | | | | | | | | | | | | W | 23-20 |
| 02/12 | at Eagles | | | | | | | | | | | | W | 38-35 |
| 2022 TOTALS | | 0-0 | 0 | 0 | 0.0 | 0 | 0 | 0 | 0 | 0.0 | 0 | 0 | 3-0 | |



L'JARIUS SNEED

CORNERBACK #38

LA TECH



4TH YEAR IN THE NFL

4TH YEAR WITH THE CHIEFS

HEIGHT: 6'1"
WEIGHT: 192 LBS
DRAFTED: D4-20
BIRTHDAY: 1/21/97

Fourth-year cornerback enters his fourth season with the Chiefs in 2023.

Originally entered the NFL as a fourth-round pick (138th overall) by the Kansas City Chiefs in the 2020 NFL Draft.

Career Highlights:

Since entering the league in 2020, Sneed has recorded 6.5 sacks for a loss of 71.0 yards. His 6.5 sacks ranks first in the NFL amongst cornerbacks and fifth amongst all defensive backs during that time.

Sneed's 6.5 sacks is second-best amongst defensive backs in franchise history, only 2.0 sacks from passing former S Ron Parker (8.0) for first.

In 2022, Sneed recorded 3.5 sacks, which is tied for second-most sacks in a single-season by a Chiefs defensive back.

With three interceptions in 2020, he tied 13 other Chiefs players who recorded three interceptions during their rookie season, tying for the 10th-most INTs by a rookie in franchise

history. The most recent Chiefs rookie to do so was teammate S Juan Thornhill who recorded three interceptions during his rookie season in 2019. Sneed's three interceptions are tied for the most among NFL rookies that season with three other players.

In Week 2 of 2020 vs. the Chargers recorded an interception for the second-consecutive week picking off Chargers QB Justin Herbert at Kansas City's five-yard line. He became the first rookie CB to record an interception in the first two games of the season since CB Marcus Peters did so in the first two weeks of the 2015 season.

Honors:

2020 PFWA All-Rookie Team.

Transactions:

Originally entered the NFL as a fourth-round pick (138th overall) by the Kansas City Chiefs in the 2020 NFL Draft.

COLLEGE

Appeared in 51 games at LA Tech tallying 179 tackles (128 solo), 6.0 tackles for loss, 2.5 sacks, eight interceptions and 28 passes defended in four seasons (2016-19) ... Moved to safety for his senior season and started all 13 games where he totaled a team-high 73 tackles (43 solo) to go with 3.5 tackles for loss and three interceptions including one pick-six ... Earned All-Conference-USA second-team honors ... As a junior, saw action in all 13 games, including making 12 starts on the season recording 59 total tackles (44 solo), eight pass break-ups and three interceptions returned for 43 yards.

PERSONAL

Graduated from Minden High School in 2016.

Was a two-way player that helped lead the team to a 9-3 record his senior year, advancing to the second round of the LHSAA 4A state playoffs before falling to Franklinton High School, 35-34.

Received first-team All-District honors his junior and senior years with All-Area honors his senior season.

As a safety his junior year, registered seven interceptions returned for 252 yards and four touchdowns.

Hometown: Minden, La.

L'JARIUS SNEED'S NFL REGULAR SEASON DEFENSIVE STATISTICS

| DATE | TEAM | GP | GS | TACKLES | | | | | | | INTERCEPTIONS | | | | | O. FUMB | | | ST | | | MISC | | | | | | |
|-------------------|--------|-----------|-----------|------------|------------|-----------|-----------|-----------|------------|-------------|---------------|----------|------------|-----------|----------|-----------|----------|----------|----------|----------|----------|----------|----------|----------|----------|----------|----------|----------|
| | | | | TK | S | A | TFL | YDS | SK | YDS | QBH | NO | YDS | LG | TD | PD | FF | FR | TD | YDS | TK | S | A | FF | FR | S | A | |
| 2020 | Chiefs | 9 | 6 | 41 | 31 | 10 | 2 | 19 | 2.0 | 19.0 | 3 | 3 | 42 | 39 | 0 | 7 | 0 | 0 | 0 | 0 | 0 | 0 | 0 | 0 | 0 | 0 | 0 | 0 |
| 2021 | Chiefs | 15 | 15 | 76 | 57 | 19 | 7 | 11 | 1.0 | 21.0 | 2 | 2 | 2 | 2 | 0 | 8 | 1 | 1 | 0 | 0 | 0 | 0 | 0 | 0 | 0 | 0 | 0 | 0 |
| 2022 | Chiefs | 17 | 17 | 108 | 75 | 33 | 5 | 11 | 3.5 | 31.0 | 5 | 3 | 57 | 26 | 0 | 11 | 3 | 1 | 0 | 5 | 0 | 0 | 0 | 0 | 0 | 0 | 0 | 0 |
| NFL TOTALS | | 41 | 38 | 225 | 163 | 62 | 14 | 41 | 6.5 | 71.0 | 10 | 8 | 101 | 39 | 0 | 26 | 4 | 2 | 0 | 5 | 0 | 0 | 0 | 0 | 0 | 0 | 0 | 0 |



L'JARIUS SNEED'S NFL POSTSEASON DEFENSIVE STATISTICS

| DATE | TEAM | GP | GS | TACKLES | | | | | | | INTERCEPTIONS | | | | | O. FUMB | | | | ST | | | | MISC | |
|-------------------|--------|----------|----------|-----------|-----------|-----------|----------|-----------|------------|-------------|---------------|----------|----------|----------|----------|----------|----------|----------|----------|----------|----------|----------|----------|----------|----|
| | | | | TK | S | A | TFL | YDS | SK | YDS | QBH | NO | YDS | LG | TD | PD | FF | FR | TD | YDS | TK | S | A | FF | FR |
| 2020 | Chiefs | 3 | 3 | 14 | 9 | 5 | 3 | 26 | 2.0 | 23.0 | 2 | 0 | 0 | 0 | 0 | 0 | 0 | 0 | 0 | 0 | 0 | 0 | 0 | 0 | 0 |
| 2021 | Chiefs | 3 | 3 | 27 | 20 | 7 | 1 | 0 | 0.0 | 0.0 | 0 | 1 | 0 | 0 | 0 | 2 | 0 | 0 | 0 | 0 | 0 | 0 | 0 | 0 | |
| 2022 | Chiefs | 3 | 3 | 17 | 10 | 7 | 0 | 0 | 0.0 | 0.0 | 0 | 0 | 0 | 0 | 2 | 0 | 0 | 0 | 0 | 0 | 0 | 0 | 0 | 0 | |
| NFL TOTALS | | 9 | 9 | 58 | 39 | 19 | 4 | 26 | 2.0 | 23.0 | 2 | 1 | 0 | 0 | 0 | 4 | 0 | 0 | 0 | 0 | 0 | 0 | 0 | 0 | |

SINGLE-GAME HIGHS: DEFENSIVE

| | | | |
|------------------------|-----------------------------------------------------------------------------------------------------------------------------------------------------|----------------------------------|-------------------------------------------------------------------------------------------------------------------------------------------------------------|
| Total Tackles | 9 at Tampa Bay, Oct 02, 2022 8 vs. Buffalo, Oct 16, 2022 8 vs. L.A. Chargers, Sep 15, 2022 8 at Arizona, Sep 11, 2022 ...1 more at 8. | Fumble Recoveries | 1 at Indianapolis, Sep 25, 2022 1 at Washington, Oct 17, 2021 |
| Solo Tackles | 8 at Arizona, Sep 11, 2022 7 at Tampa Bay, Oct 02, 2022 7 vs. L.A. Chargers, Sep 15, 2022 7 vs. Cleveland, Sep 12, 2021 ...1 more at 7. | Tackles For Loss | 2 vs. L.A. Chargers, Sep 26, 2021 1 vs. Seattle, Dec 24, 2022 1 vs. L.A. Rams, Nov 27, 2022 1 at L.A. Chargers, Nov 20, 2022 ...9 more at 1. |
| Sacks | 1.0 at Tampa Bay, Oct 02, 2022 1.0 at Indianapolis, Sep 25, 2022 1.0 at Arizona, Sep 11, 2022 ...3 more at 1.0. | Interceptions | 1 vs. Denver, Jan 01, 2023 1 at Denver, Dec 11, 2022 1 vs. L.A. Rams, Nov 27, 2022 ...5 more at 1. |
| Passes Defensed | 3 vs. Dallas, Nov 21, 2021 3 at New Orleans, Dec 20, 2020 2 at Denver, Dec 11, 2022 2 vs. L.A. Rams, Nov 27, 2022 ...4 more at 2. | Interception Return Yards | 39 vs. Houston, Sep 10, 2020 26 vs. L.A. Rams, Nov 27, 2022 6 at Denver, Dec 11, 2022 3 at New Orleans, Dec 20, 2020 2 vs. Dallas, Nov 21, 2021 |
| Forced Fumbles | 1 vs. Las Vegas, Oct 10, 2022 1 at Tampa Bay, Oct 02, 2022 1 at Indianapolis, Sep 25, 2022 ...1 more at 1. | Longest Opp Fumble Return | 5 at Indianapolis, Sep 25, 2022 |

SINGLE-GAME HIGHS - POSTSEASON: DEFENSIVE

| | | | |
|----------------------|-------------------------------------------------------------------------------------------------------------------------------------------------------------------------|-------------------------|--------------------------------------------------------------------------------------------------|
| Total Tackles | 10 vs. Cincinnati, Jan 30, 2022 9 vs. Jacksonville, Jan 21, 2023 9 vs. Buffalo, Jan 23, 2022 8 vs. Pittsburgh, Jan 16, 2022 7 at Philadelphia, Feb 12, 2023 | Passes Defensed | 2 at Philadelphia, Feb 12, 2023 1 vs. Cincinnati, Jan 30, 2022 1 vs. Buffalo, Jan 23, 2022 |
| Solo Tackles | 8 vs. Cincinnati, Jan 30, 2022 6 vs. Jacksonville, Jan 21, 2023 6 vs. Buffalo, Jan 23, 2022 6 vs. Pittsburgh, Jan 16, 2022 4 vs. Buffalo, Jan 24, 2021 | Tackles For Loss | 2 vs. Cleveland, Jan 17, 2021 1 vs. Cincinnati, Jan 30, 2022 1 vs. Buffalo, Jan 24, 2021 |
| Sacks | 1.0 vs. Buffalo, Jan 24, 2021 1.0 vs. Cleveland, Jan 17, 2021 | Interceptions | 1 vs. Cincinnati, Jan 30, 2022 |

2020 GAME-BY-GAME REGULAR-SEASON STATISTICS (CHIEFS)

| DATE | OPPONENT | P/S | TACKLES | | | | | | | INTERCEPTIONS | | | | | O. FUMB | | | | ST | | | | MISC | | W/L | SCORE | | |
|--------------------|---------------|------------|-----------|-----------|-----------|------------|-------------|----------|-----------|---------------|-----------------|-----------|-----------|----------|----------|----------|----------|----------|----------|----------|----------|----------|----------|----------|----------|-------------|--------|-------|
| | | | TK | S | A | SK | YDS | TFL | YDS | QBH | NO | YDS | LG | TD | PD | FF | FR | TD | YDS | TK | S | A | FF | FR | | | S | A |
| 09/10 | Texans | S | 3 | 3 | 0 | 0.0 | 0.0 | 0 | 0 | 0 | 1 | 39 | 39 | 0 | 2 | 0 | 0 | 0 | 0 | 0 | 0 | 0 | 0 | 0 | 0 | 0 | W | 34-20 |
| 09/20 | at Chargers | S | 7 | 6 | 1 | 0.0 | 0.0 | 0 | 0 | 0 | 1 | 0 | 0 | 0 | 1 | 0 | 0 | 0 | 0 | 0 | 0 | 0 | 0 | 0 | 0 | W | 23-20+ | |
| 09/28 | at Ravens | S | 1 | 1 | 0 | 0.0 | 0.0 | 0 | 0 | 0 | 0 | 0 | 0 | 0 | 0 | 0 | 0 | 0 | 0 | 0 | 0 | 0 | 0 | 0 | 0 | W | 34-20 | |
| 10/05 | Patriots | | | | | | | | | | RESERVE/INJURED | | | | | | | | | | | | | | | W | 26-10 | |
| 10/11 | Raiders | | | | | | | | | | RESERVE/INJURED | | | | | | | | | | | | | | | L | 32-40 | |
| 10/19 | at Bills | | | | | | | | | | RESERVE/INJURED | | | | | | | | | | | | | | | W | 26-17 | |
| 10/25 | at Broncos | | | | | | | | | | RESERVE/INJURED | | | | | | | | | | | | | | | W | 43-16 | |
| 11/01 | Jets | | | | | | | | | | RESERVE/INJURED | | | | | | | | | | | | | | | W | 35-9 | |
| 11/08 | Panthers | | | | | | | | | | RESERVE/INJURED | | | | | | | | | | | | | | | W | 33-31 | |
| 11/22 | at Raiders | S | 3 | 1 | 2 | 0.0 | 0.0 | 0 | 0 | 0 | 0 | 0 | 0 | 0 | 0 | 0 | 0 | 0 | 0 | 0 | 0 | 0 | 0 | 0 | 0 | 0 | W | 35-31 |
| 11/29 | at Buccaneers | S | 3 | 2 | 1 | 0.0 | 0.0 | 0 | 0 | 0 | 0 | 0 | 0 | 0 | 0 | 0 | 0 | 0 | 0 | 0 | 0 | 0 | 0 | 0 | 0 | W | 27-24 | |
| 12/06 | Broncos | P | 6 | 4 | 2 | 0.0 | 0.0 | 0 | 0 | 0 | 0 | 0 | 0 | 0 | 0 | 0 | 0 | 0 | 0 | 0 | 0 | 0 | 0 | 0 | 0 | W | 22-16 | |
| 12/13 | at Dolphins | P | 8 | 7 | 1 | 0.0 | 0.0 | 0 | 0 | 0 | 0 | 0 | 0 | 0 | 1 | 0 | 0 | 0 | 0 | 0 | 0 | 0 | 0 | 0 | 0 | W | 33-27 | |
| 12/20 | at Saints | S | 3 | 1 | 2 | 1.0 | 9.0 | 1 | 9 | 1 | 1 | 3 | 3 | 0 | 3 | 0 | 0 | 0 | 0 | 0 | 0 | 0 | 0 | 0 | 0 | W | 32-29 | |
| 12/27 | Falcons | P | 7 | 6 | 1 | 1.0 | 10.0 | 1 | 10 | 2 | 0 | 0 | 0 | 0 | 0 | 0 | 0 | 0 | 0 | 0 | 0 | 0 | 0 | 0 | 0 | W | 17-14 | |
| 01/03 | Chargers | | | | | | | | | | DID NOT PLAY | | | | | | | | | | | | | | | L | 21-38 | |
| 2020 TOTALS | | 9-6 | 41 | 31 | 10 | 2.0 | 19.0 | 2 | 19 | 3 | 3 | 42 | 39 | 0 | 7 | 0 | 0 | 0 | 0 | 0 | 0 | 0 | 0 | 0 | 0 | 14-2 | | |

+ - Overtime



2021 GAME-BY-GAME REGULAR-SEASON STATISTICS (CHIEFS)

| DATE | OPPONENT | P/S | TACKLES | | | | | | | | INTERCEPTIONS | | | | | O. FUMB | | | | ST | | | | | MISC | | W/L | SCORE |
|--------------------|------------------|--------------|-----------|-----------|-----------|------------|-------------|----------|-----------|----------|---------------|----------|----------|----------|----------|----------|----------|----------|----------|----------|----------|----------|----------|----------|----------|-------------|--------|-------|
| | | | TK | S | A | SK | YDS | TFL | YDS | QBH | NO | YDS | LG | TD | PD | FF | FR | TD | YDS | TK | S | A | FF | FR | S | A | | |
| 09/12 | Browns | S | 7 | 7 | 0 | 0.0 | 0.0 | 0 | 0 | 0 | 0 | 0 | 0 | 0 | 0 | 0 | 0 | 0 | 0 | 0 | 0 | 0 | 0 | 0 | 0 | W | 33-29 | |
| 09/19 | at Ravens | S | 3 | 3 | 0 | 0.0 | 0.0 | 0 | 0 | 0 | 0 | 0 | 0 | 0 | 0 | 0 | 0 | 0 | 0 | 0 | 0 | 0 | 0 | 0 | 0 | L | 35-36 | |
| 09/26 | Chargers | S | 6 | 5 | 1 | 0.0 | 0.0 | 2 | 2 | 0 | 0 | 0 | 0 | 0 | 0 | 0 | 0 | 0 | 0 | 0 | 0 | 0 | 0 | 0 | 0 | L | 24-30 | |
| 10/03 | at Eagles | S | 4 | 3 | 1 | 1.0 | 21.0 | 0 | 0 | 0 | 0 | 0 | 0 | 0 | 0 | 1 | 0 | 0 | 0 | 0 | 0 | 0 | 0 | 0 | 0 | W | 42-30 | |
| 10/10 | Bills | S | 2 | 2 | 0 | 0.0 | 0.0 | 1 | 2 | 0 | 0 | 0 | 0 | 0 | 1 | 0 | 0 | 0 | 0 | 0 | 0 | 0 | 0 | 0 | 0 | L | 20-38 | |
| 10/17 | at Football Team | S | 4 | 4 | 0 | 0.0 | 0.0 | 1 | 0 | 0 | 0 | 0 | 0 | 0 | 0 | 1 | 0 | 0 | 0 | 0 | 0 | 0 | 0 | 0 | 0 | W | 31-13 | |
| 10/24 | at Titans | S | 7 | 5 | 2 | 0.0 | 0.0 | 0 | 0 | 1 | 0 | 0 | 0 | 0 | 0 | 0 | 0 | 0 | 0 | 0 | 0 | 0 | 0 | 0 | 0 | L | 3-27 | |
| 11/01 | Giants | S | 7 | 5 | 2 | 0.0 | 0.0 | 0 | 0 | 0 | 0 | 0 | 0 | 0 | 0 | 0 | 0 | 0 | 0 | 0 | 0 | 0 | 0 | 0 | 0 | W | 20-17 | |
| 11/07 | Packers | S | 6 | 3 | 3 | 0.0 | 0.0 | 0 | 0 | 0 | 1 | 0 | 0 | 0 | 2 | 0 | 0 | 0 | 0 | 0 | 0 | 0 | 0 | 0 | 0 | W | 13-7 | |
| 11/14 | at Raiders | S | 6 | 5 | 1 | 0.0 | 0.0 | 1 | 1 | 1 | 0 | 0 | 0 | 0 | 0 | 0 | 0 | 0 | 0 | 0 | 0 | 0 | 0 | 0 | 0 | W | 41-14 | |
| 11/21 | Cowboys | S | 6 | 5 | 1 | 0.0 | 0.0 | 1 | 3 | 0 | 1 | 2 | 2 | 0 | 3 | 0 | 0 | 0 | 0 | 0 | 0 | 0 | 0 | 0 | 0 | W | 19-9 | |
| 12/05 | Broncos | S | 4 | 2 | 2 | 0.0 | 0.0 | 0 | 0 | 0 | 0 | 0 | 0 | 0 | 0 | 0 | 0 | 0 | 0 | 0 | 0 | 0 | 0 | 0 | 0 | W | 22-9 | |
| 12/12 | Raiders | | | | | | | | | | | | | | | | | | | | | | | | | W | 48-9 | |
| 12/16 | at Chargers | | | | | | | | | | | | | | | | | | | | | | | | | W | 34-28+ | |
| 12/26 | Steelers | S | 6 | 4 | 2 | 0.0 | 0.0 | 1 | 3 | 0 | 0 | 0 | 0 | 0 | 1 | 0 | 0 | 0 | 0 | 0 | 0 | 0 | 0 | 0 | 0 | W | 36-10 | |
| 01/02 | at Bengals | S | 2 | 1 | 1 | 0.0 | 0.0 | 0 | 0 | 0 | 0 | 0 | 0 | 0 | 1 | 0 | 0 | 0 | 0 | 0 | 0 | 0 | 0 | 0 | 0 | L | 31-34 | |
| 01/08 | at Broncos | S | 6 | 3 | 3 | 0.0 | 0.0 | 0 | 0 | 0 | 0 | 0 | 0 | 0 | 0 | 0 | 0 | 0 | 0 | 0 | 0 | 0 | 0 | 0 | 0 | W | 28-24 | |
| 2021 TOTALS | | 15-15 | 76 | 57 | 19 | 1.0 | 21.0 | 7 | 11 | 2 | 2 | 2 | 2 | 0 | 8 | 1 | 1 | 0 | 0 | 0 | 0 | 0 | 0 | 0 | 0 | 12-5 | | |

+ - Overtime

2022 GAME-BY-GAME REGULAR-SEASON STATISTICS (CHIEFS)

| DATE | OPPONENT | P/S | TACKLES | | | | | | | | INTERCEPTIONS | | | | | O. FUMB | | | | ST | | | | | MISC | | W/L | SCORE |
|--------------------|---------------|--------------|------------|-----------|-----------|------------|-------------|----------|-----------|----------|---------------|-----------|-----------|----------|-----------|----------|----------|----------|----------|----------|----------|----------|----------|----------|----------|-------------|--------|-------|
| | | | TK | S | A | SK | YDS | TFL | YDS | QBH | NO | YDS | LG | TD | PD | FF | FR | TD | YDS | TK | S | A | FF | FR | S | A | | |
| 09/11 | at Cardinals | S | 8 | 8 | 0 | 1.0 | 7.0 | 1 | 7 | 2 | 0 | 0 | 0 | 0 | 1 | 0 | 0 | 0 | 0 | 0 | 0 | 0 | 0 | 0 | 0 | W | 44-21 | |
| 09/15 | Chargers | S | 8 | 7 | 1 | 0.0 | 0.0 | 0 | 0 | 0 | 0 | 0 | 0 | 0 | 0 | 0 | 0 | 0 | 0 | 0 | 0 | 0 | 0 | 0 | 0 | W | 27-24 | |
| 09/25 | at Colts | S | 7 | 5 | 2 | 1.0 | 10.0 | 0 | 0 | 1 | 0 | 0 | 0 | 0 | 0 | 1 | 1 | 0 | 5 | 0 | 0 | 0 | 0 | 0 | 0 | L | 17-20 | |
| 10/02 | at Buccaneers | S | 9 | 7 | 2 | 1.0 | 12.0 | 0 | 0 | 1 | 0 | 0 | 0 | 0 | 0 | 1 | 0 | 0 | 0 | 0 | 0 | 0 | 0 | 0 | 0 | W | 41-31 | |
| 10/10 | Raiders | S | 7 | 5 | 2 | 0.0 | 0.0 | 0 | 0 | 0 | 0 | 0 | 0 | 0 | 0 | 1 | 0 | 0 | 0 | 0 | 0 | 0 | 0 | 0 | 0 | W | 30-29 | |
| 10/16 | Bills | S | 8 | 4 | 4 | 0.0 | 0.0 | 1 | 1 | 0 | 0 | 0 | 0 | 0 | 0 | 0 | 0 | 0 | 0 | 0 | 0 | 0 | 0 | 0 | 0 | L | 20-24 | |
| 10/23 | at 49ers | S | 6 | 4 | 2 | 0.5 | 2.0 | 0 | 0 | 1 | 0 | 0 | 0 | 0 | 1 | 0 | 0 | 0 | 0 | 0 | 0 | 0 | 0 | 0 | 0 | W | 44-23 | |
| 11/06 | Titans | S | 5 | 3 | 2 | 0.0 | 0.0 | 0 | 0 | 0 | 0 | 0 | 0 | 0 | 2 | 0 | 0 | 0 | 0 | 0 | 0 | 0 | 0 | 0 | 0 | W | 20-17+ | |
| 11/13 | Jaguars | S | 6 | 2 | 4 | 0.0 | 0.0 | 0 | 0 | 0 | 0 | 0 | 0 | 0 | 0 | 0 | 0 | 0 | 0 | 0 | 0 | 0 | 0 | 0 | 0 | W | 27-17 | |
| 11/20 | at Chargers | S | 5 | 5 | 0 | 0.0 | 0.0 | 1 | 0 | 0 | 0 | 0 | 0 | 0 | 2 | 0 | 0 | 0 | 0 | 0 | 0 | 0 | 0 | 0 | 0 | W | 30-27 | |
| 11/27 | Rams | S | 7 | 5 | 2 | 0.0 | 0.0 | 1 | 3 | 0 | 1 | 26 | 26 | 0 | 2 | 0 | 0 | 0 | 0 | 0 | 0 | 0 | 0 | 0 | 0 | W | 26-10 | |
| 12/04 | at Bengals | S | 6 | 3 | 3 | 0.0 | 0.0 | 0 | 0 | 0 | 0 | 0 | 0 | 0 | 0 | 0 | 0 | 0 | 0 | 0 | 0 | 0 | 0 | 0 | 0 | L | 24-27 | |
| 12/11 | at Broncos | S | 7 | 3 | 4 | 0.0 | 0.0 | 0 | 0 | 0 | 1 | 6 | 6 | 0 | 2 | 0 | 0 | 0 | 0 | 0 | 0 | 0 | 0 | 0 | 0 | W | 34-28 | |
| 12/18 | at Texans | S | 6 | 5 | 1 | 0.0 | 0.0 | 0 | 0 | 0 | 0 | 0 | 0 | 0 | 0 | 0 | 0 | 0 | 0 | 0 | 0 | 0 | 0 | 0 | 0 | W | 30-24+ | |
| 12/24 | Seahawks | S | 7 | 5 | 2 | 0.0 | 0.0 | 1 | 0 | 0 | 0 | 0 | 0 | 0 | 0 | 0 | 0 | 0 | 0 | 0 | 0 | 0 | 0 | 0 | 0 | W | 24-10 | |
| 01/01 | Broncos | S | 3 | 2 | 1 | 0.0 | 0.0 | 0 | 0 | 0 | 1 | 25 | 25 | 0 | 1 | 0 | 0 | 0 | 0 | 0 | 0 | 0 | 0 | 0 | 0 | W | 27-24 | |
| 01/07 | at Raiders | S | 3 | 2 | 1 | 0.0 | 0.0 | 0 | 0 | 0 | 0 | 0 | 0 | 0 | 0 | 0 | 0 | 0 | 0 | 0 | 0 | 0 | 0 | 0 | 0 | W | 31-13 | |
| 2022 TOTALS | | 17-17 | 108 | 75 | 33 | 3.5 | 31.0 | 5 | 11 | 5 | 3 | 57 | 26 | 0 | 11 | 3 | 1 | 0 | 5 | 0 | 0 | 0 | 0 | 0 | 0 | 14-3 | | |

+ - Overtime

2020 GAME-BY-GAME POSTSEASON STATISTICS (CHIEFS)

| DATE | OPPONENT | P/S | TACKLES | | | | | | | | INTERCEPTIONS | | | | | O. FUMB | | | | ST | | | | | MISC | | W/L | SCORE |
|--------------------|---------------|------------|-----------|----------|----------|------------|-------------|----------|-----------|----------|---------------|----------|----------|----------|----------|----------|----------|----------|----------|----------|----------|----------|----------|----------|----------|------------|-------|-------|
| | | | TK | S | A | SK | YDS | TFL | YDS | QBH | NO | YDS | LG | TD | PD | FF | FR | TD | YDS | TK | S | A | FF | FR | S | A | | |
| 01/17 | Browns | S | 6 | 3 | 3 | 1.0 | 8.0 | 2 | 11 | 1 | 0 | 0 | 0 | 0 | 0 | 0 | 0 | 0 | 0 | 0 | 0 | 0 | 0 | 0 | 0 | W | 22-17 | |
| 01/24 | Bills | S | 5 | 4 | 1 | 1.0 | 15.0 | 1 | 15 | 1 | 0 | 0 | 0 | 0 | 0 | 0 | 0 | 0 | 0 | 0 | 0 | 0 | 0 | 0 | 0 | W | 38-24 | |
| 02/07 | at Buccaneers | S | 3 | 2 | 1 | 0.0 | 0.0 | 0 | 0 | 0 | 0 | 0 | 0 | 0 | 0 | 0 | 0 | 0 | 0 | 0 | 0 | 0 | 0 | 0 | 0 | L | 9-31 | |
| 2020 TOTALS | | 3-3 | 14 | 9 | 5 | 2.0 | 23.0 | 3 | 26 | 2 | 0 | 0 | 0 | 0 | 0 | 0 | 0 | 0 | 0 | 0 | 0 | 0 | 0 | 0 | 0 | 2-1 | | |

+ - Overtime

2021 GAME-BY-GAME POSTSEASON STATISTICS (CHIEFS)

| DATE | OPPONENT | P/S | TACKLES | | | | | | | | INTERCEPTIONS | | | | | O. FUMB | | | | ST | | | | | MISC | | W/L | SCORE |
|--------------------|----------|------------|-----------|-----------|----------|------------|------------|----------|----------|----------|---------------|----------|----------|----------|----------|----------|----------|----------|----------|----------|----------|----------|----------|----------|----------|------------|--------|-------|
| | | | TK | S | A | SK | YDS | TFL | YDS | QBH | NO | YDS | LG | TD | PD | FF | FR | TD | YDS | TK | S | A | FF | FR | S | A | | |
| 01/16 | Steelers | S | 8 | 6 | 2 | 0.0 | 0.0 | 0 | 0 | 0 | 0 | 0 | 0 | 0 | 0 | 0 | 0 | 0 | 0 | 0 | 0 | 0 | 0 | 0 | 0 | W | 42-21 | |
| 01/23 | Bills | S | 9 | 6 | 3 | 0.0 | 0.0 | 0 | 0 | 0 | 0 | 0 | 0 | 0 | 1 | 0 | 0 | 0 | 0 | 0 | 0 | 0 | 0 | 0 | 0 | W | 42-36+ | |
| 01/30 | Bengals | S | 10 | 8 | 2 | 0.0 | 0.0 | 1 | 0 | 0 | 1 | 0 | 0 | 0 | 1 | 0 | 0 | 0 | 0 | 0 | 0 | 0 | 0 | 0 | 0 | L | 24-27+ | |
| 2021 TOTALS | | 3-3 | 27 | 20 | 7 | 0.0 | 0.0 | 1 | 0 | 0 | 1 | 0 | 0 | 0 | 2 | 0 | 0 | 0 | 0 | 0 | 0 | 0 | 0 | 0 | 0 | 2-1 | | |

+ - Overtime

2022 GAME-BY-GAME POSTSEASON STATISTICS (CHIEFS)

| DATE | OPPONENT | P/S | TACKLES | | | | | | | | INTERCEPTIONS | | | | | O. FUMB | | | | ST | | | | | MISC | | W/L | SCORE |
|--------------------|-----------|------------|-----------|-----------|----------|------------|------------|----------|----------|----------|---------------|----------|----------|----------|----------|----------|----------|----------|----------|----------|----------|----------|----------|----------|----------|------------|-------|-------|
| | | | TK | S | A | SK | YDS | TFL | YDS | QBH | NO | YDS | LG | TD | PD | FF | FR | TD | YDS | TK | S | A | FF | FR | S | A | | |
| 01/21 | Jaguars | S | 9 | 6 | 3 | 0.0 | 0.0 | 0 | 0 | 0 | 0 | 0 | 0 | 0 | 0 | 0 | 0 | 0 | 0 | 0 | 0 | 0 | 0 | 0 | 0 | W | 27-20 | |
| 01/29 | Bengals | S | 1 | 1 | 0 | 0.0 | 0.0 | 0 | 0 | 0 | 0 | 0 | 0 | 0 | 0 | 0 | 0 | 0 | 0 | 0 | 0 | 0 | 0 | 0 | 0 | W | 23-20 | |
| 02/12 | at Eagles | S | 7 | 3 | 4 | 0.0 | 0.0 | 0 | 0 | 0 | 0 | 0 | 0 | 0 | 2 | 0 | 0 | 0 | 0 | 0 | 0 | 0 | 0 | 0 | 0 | W | 38-35 | |
| 2022 TOTALS | | 3-3 | 17 | 10 | 7 | 0.0 | 0.0 | 0 | 0 | 0 | 0 | 0 | 0 | 0 | 2 | 0 | 0 | 0 | 0 | 0 | 0 | 0 | 0 | 0 | 0 | 3-0 | | |

+ - Overtime





JAWAAN TAYLOR

TACKLE #74
FLORIDA



5TH YEAR IN THE NFL

1ST YEAR WITH THE CHIEFS

HEIGHT: 6'5"
WEIGHT: 330 LBS
DRAFTED: FA-23
BIRTHDAY: 11/25/97

- ▶ Fifth-year offensive lineman enters his first season with the Chiefs in 2023.
- ▶ Originally entered the NFL as a second-round pick (35th overall) by the Jacksonville Jaguars in the 2019 NFL Draft.

Career Highlights:

- ▶ Surpassed 3,000 consecutive snaps played in Week 15 of the 2021 season while playing Houston.
- ▶ Part of an offensive line in 2020 that helped rookie RB James Robinson tally the most scrimmage yards (1,414) and the second-most rushing yards (1,070) by an undrafted rookie in NFL history.

- ▶ In 2019, started in all 16 games, becoming the first Jaguars rookie on offense to start in all 16 games since OL Maurice Williams in 2001.
- ▶ Part of an offensive line in 2019 that helped RB Leonard Fournette gain 1,674 yards from scrimmage. Fournette became the only Jaguars player since 2011 to post at least 1,500 scrimmage yards in a single season.

Transactions

Signed by Kansas City (3/16/23) ... Originally entered the NFL as a second-round pick (35th overall) by the Jacksonville Jaguars in the 2019 NFL Draft.

COLLEGE

Did not miss a game in his three-year career for the Gators, playing in all 37 games with 35 starts (33 at right tackle, two at left tackle) ... Was part of a Gator offensive line in 2018 that allowed 18 sacks, the 20th-fewest in the NCAA and third-fewest in the SEC, garnering Second-Team All-SEC accolades from Athlon Sports ... Declared for the NFL Draft following his junior season.

PERSONAL

- ▶ Attended Cocoa (Fla.) High School.
- ▶ Member of the 2015 Florida Class 4A First Team All-State.
- ▶ As a senior, helped his team to a 10-3 record and reach the Class 4A State Semifinals.
- ▶ Son of Robert and Wendy Taylor.
- ▶ Learned to play the drums in church.
- ▶ Avid fisherman and caught a 400 lb. goliath grouper while fishing in 2020.

JAWAAN TAYLOR'S NFL REGULAR SEASON STATISTICS

| DATE | TEAM | GP | GS |
|-------------------|---------|-----------|-----------|
| 2019 | Jaguars | 16 | 16 |
| 2020 | Jaguars | 16 | 16 |
| 2021 | Jaguars | 17 | 17 |
| 2022 | Jaguars | 17 | 17 |
| NFL TOTALS | | 66 | 66 |

JAWAAN TAYLOR'S NFL POSTSEASON STATISTICS

| DATE | TEAM | GP | GS |
|-------------------|---------|----------|----------|
| 2022 | Jaguars | 2 | 2 |
| NFL TOTALS | | 2 | 2 |



2019 GAME-BY-GAME REGULAR-SEASON STATISTICS (JAGUARS)

| DATE | OPPONENT | P/S | W/L | SCORE |
|--------------------|-------------|--------------|-------------|-------|
| 09/08 | Chiefs | S | L | 26-40 |
| 09/15 | at Texans | S | L | 12-13 |
| 09/19 | Titans | S | W | 20-7 |
| 09/29 | at Broncos | S | W | 26-24 |
| 10/06 | at Panthers | S | L | 27-34 |
| 10/13 | Saints | S | L | 6-13 |
| 10/20 | at Bengals | S | W | 27-17 |
| 10/27 | Jets | S | W | 29-15 |
| 11/03 | Texans | S | L | 3-26 |
| 11/17 | at Colts | S | L | 13-33 |
| 11/24 | at Titans | S | L | 20-42 |
| 12/01 | Buccaneers | S | L | 11-28 |
| 12/08 | Chargers | S | L | 10-45 |
| 12/15 | at Raiders | S | W | 20-16 |
| 12/22 | at Falcons | S | L | 12-24 |
| 12/29 | Colts | S | W | 38-20 |
| 2019 TOTALS | | 16-16 | 6-10 | |

2020 GAME-BY-GAME REGULAR-SEASON STATISTICS (JAGUARS)

| DATE | OPPONENT | P/S | W/L | SCORE |
|--------------------|-------------|--------------|-------------|--------|
| 09/13 | Colts | S | W | 27-20 |
| 09/20 | at Titans | S | L | 30-33 |
| 09/24 | Dolphins | S | L | 13-31 |
| 10/04 | at Bengals | S | L | 25-33 |
| 10/11 | at Texans | S | L | 14-30 |
| 10/18 | Lions | S | L | 16-34 |
| 10/25 | at Chargers | S | L | 29-39 |
| 11/08 | Texans | S | L | 25-27 |
| 11/15 | at Packers | S | L | 20-24 |
| 11/22 | Steelers | S | L | 3-27 |
| 11/29 | Browns | S | L | 25-27 |
| 12/06 | at Vikings | S | L | 24-27+ |
| 12/13 | Titans | S | L | 10-31 |
| 12/20 | at Ravens | S | L | 14-40 |
| 12/27 | Bears | S | L | 17-41 |
| 01/03 | at Colts | S | L | 14-28 |
| 2020 TOTALS | | 16-16 | 1-15 | |

+ - Overtime

2021 GAME-BY-GAME REGULAR-SEASON STATISTICS (JAGUARS)

| DATE | OPPONENT | P/S | W/L | SCORE |
|--------------------|-------------|--------------|-------------|-------|
| 09/12 | at Texans | S | L | 21-37 |
| 09/19 | Broncos | S | L | 13-23 |
| 09/26 | Cardinals | S | L | 19-31 |
| 09/30 | at Bengals | S | L | 21-24 |
| 10/10 | Titans | S | L | 19-37 |
| 10/17 | Dolphins | S | W | 23-20 |
| 10/31 | at Seahawks | S | L | 7-31 |
| 11/07 | Bills | S | W | 9-6 |
| 11/14 | at Colts | S | L | 17-23 |
| 11/21 | 49ers | S | L | 10-30 |
| 11/28 | Falcons | S | L | 14-21 |
| 12/05 | at Rams | S | L | 7-37 |
| 12/12 | at Titans | S | L | 0-20 |
| 12/19 | Texans | S | L | 16-30 |
| 12/26 | at Jets | S | L | 21-26 |
| 01/02 | at Patriots | S | L | 10-50 |
| 01/09 | Colts | S | W | 26-11 |
| 2021 TOTALS | | 17-17 | 3-14 | |

2022 GAME-BY-GAME REGULAR-SEASON STATISTICS (JAGUARS)

| DATE | OPPONENT | P/S | W/L | SCORE |
|--------------------|---------------|--------------|------------|--------|
| 09/11 | at Commanders | S | L | 22-28 |
| 09/18 | Colts | S | W | 24-0 |
| 09/25 | at Chargers | S | W | 38-10 |
| 10/02 | at Eagles | S | L | 21-29 |
| 10/09 | Texans | S | L | 6-13 |
| 10/16 | at Colts | S | L | 27-34 |
| 10/23 | Giants | S | L | 17-23 |
| 10/30 | Broncos | S | L | 17-21 |
| 11/06 | Raiders | S | W | 27-20 |
| 11/13 | at Chiefs | S | L | 17-27 |
| 11/27 | Ravens | S | W | 28-27 |
| 12/04 | at Lions | S | L | 14-40 |
| 12/11 | at Titans | S | W | 36-22 |
| 12/18 | Cowboys | S | W | 40-34+ |
| 12/22 | at Jets | S | W | 19-3 |
| 01/01 | at Texans | S | W | 31-3 |
| 01/07 | Titans | S | W | 20-16 |
| 2022 TOTALS | | 17-17 | 9-8 | |

+ - Overtime

2022 GAME-BY-GAME POSTSEASON STATISTICS (JAGUARS)

| DATE | OPPONENT | P/S | W/L | SCORE |
|--------------------|-----------|------------|------------|-------|
| 01/14 | Chargers | S | W | 31-30 |
| 01/21 | at Chiefs | S | L | 20-27 |
| 2022 TOTALS | | 2-2 | 1-1 | |



REESE TAYLOR

CORNERBACK #39
PURDUE



ROOKIE

HEIGHT: 5'10"
WEIGHT: 188 LBS
DRAFTED: CFA-23
BIRTHDAY: 8/27/99

👁️ Rookie cornerback enters his first season with the Chiefs in 2023.

👁️ Originally entered the NFL as an undrafted free agent with the Kansas City Chiefs in 2023.

Transactions:

Originally entered the NFL as an undrafted free agent with the Kansas City Chiefs in 2023.

COLLEGE

Played his final season of eligibility at Purdue (2022) ... Saw action in 13 games for the Boilermakers, recording 34 tackles, one tackle for loss (-2.0 yds), five pass breakups and one interception ... Started his collegiate career at Indiana where he played in 40 games ... Recorded 74 tackles, eight tackles for loss (-34.0 yds), 13 pass breakups, two interceptions, and one forced fumble ... 15 rushing attempts for 83 yards, 28 receptions for 174 yards ... four kicks returned for 87 yards and 14 punts returned for 115 ... Received the following awards and honors: 2020 Third-team All-Big Ten as a punt returner (Phil Steele), 2020 honorable-mention All-Big Ten at return specialist, IU's Special Teams Player of the Year, two-time IU special teams player of the week (Penn State, Michigan), 2019 IU defensive player of the week (Maryland), 2019 IU special teams player of the week (Rutgers).

PERSONAL

- 👁️ High school quarterback for Head Coach Mike Kirschner at Ben Davis High School.
- 👁️ 2017 Indiana Mr. Football.
- 👁️ Indiana Football Coaches Association (IFCA) Top 50 selection in 2016 and 2017.
- 👁️ Two-time IFCA first team All-State (2016-17).
- 👁️ Named to the 2017 Indianapolis Star Super Team after he led Ben Davis to a state title, a perfect 14-0 season and a No. 5 national ranking.
- 👁️ Completed 215-of-296 (72.6 percent) for 3,150 yards and a program record 40 touchdowns.
- 👁️ Rushed for 802 yards and 15 TDs.
- 👁️ Set records for the most passing yards (340), passing scores (six), the longest passing touchdown (64 yards), and the longest rushing TD (76 yards) in the state championship game (63-14 win).
- 👁️ Led his team's offense to a 47.4 points per game scoring average and 501.0 yards per game.
- 👁️ Broke the Ben Davis career marks with 7,631 passing yards and 79 passing touchdowns on 568-828 (68.6).
- 👁️ Rushed for 2,077 on 374 attempts (5.5 average), and 45 touchdowns.
- 👁️ Collected single-game school records in passing TDs (six) and rushing scores (five).
- Ranked the No. 44 athlete nationally by 247Sports and the No. 5 prospect in Indiana by ESPN.
- 👁️ Son of Lisa and Roy Taylor.
- 👁️ Majored in sports media.
- 👁️ Born on August 27th, 1999.





BJ THOMPSON

DEFENSIVE END #53

STEPHEN F. AUSTIN



ROOKIE

HEIGHT: 6'6"
WEIGHT: 243 LBS
DRAFTED: D5-23
BIRTHDAY: 3/23/99

Rookie defensive end enters his first season with the Chiefs in 2023.

Originally entered the NFL as a fifth-round pick (166th overall) by the Kansas City Chiefs in the 2023 NFL Draft.

Transactions:

Originally entered the NFL as a fifth-round pick (166th overall) by the Kansas City Chiefs in the 2023 NFL Draft.

COLLEGE

Transferred to Stephen F. Austin, where he had to sit out during the 2019 season due to NCAA rules ... Recorded 20.0 sacks in three seasons (2020-22) with the Lumberjacks ... In 2022, Thompson was a first-team All-WAC selection, leading the team with 5.0 sacks along with 25 tackles, 6.5 for loss and three forced fumbles in 11 starts ... Originally committed to Baylor, playing two seasons there (2017-18) and seeing action in 19 games (three starts) ... As a Bear, accumulated 18 tackles, 6.5 TFLs, 4.0 sacks, three quarterback pressures, one pass breakup and three blocked kicks ... Won football team slam dunk contest during halftime of Baylor basketball game in Feb. 2018.

PERSONAL

- All-State tight end and defensive end from England (Ark.) High School.
- Two-way star player under Head Coach Terry Farmer at EHS.
- Ranked No. 301 national prospect by 247Sports.
- Rated nation's 17th-best athlete prospect in 2017 recruiting class by 247Sports and ranked No. 53 among defensive ends by ESPN.
- Rankings among Arkansas prospects: No. 3 by 247Sports and No. 6 by ESPN.
- Named to 2016 USA TODAY ALL-USA Arkansas first team as senior, led England to 14-1 record and 2016 2A state semifinals as senior, caught 37 passes for 601 yards and 10 TDs.
- Defensively, made 29 tackles, 16.5 TFL, 7.5 sacks, two interceptions (one TD return), two breakups and one forced fumble as senior.
- Helped EHS to 13-2 mark and 2015 2A semis as junior, totaled 52 receptions for 830 yards and 11 TDs.
- Defensively, had 91 tackles, 13.0 sacks and one interception-return TD as junior.
- Moved to outside linebacker and defensive end as sophomore, was starting cornerback for varsity as freshman.
- Four-sport star at EHS, also competed in basketball, baseball and track and field.
- Son of Kutisha Aldridge and Brandon Thompson.
- Brother, Blake Mack, played tight end at Arkansas State.
- Communications sciences and disorders major at Baylor.



👁 Eighth-year offensive lineman enters his third season with the Chiefs in 2023.

👁 Originally entered the NFL as a third-round pick (78th overall) by the New England Patriots in the 2016 NFL Draft.

Career Highlights:

👁 Became the first player in NFL history to start in the Super Bowl in each of his first three seasons in the NFL, starting at left guard in Super Bowls LI, LII and LIII for the New England Patriots.

Postseason Career Highlights:

👁 Did not allow a sack on QB Patrick Mahomes in Super Bowl LVII against the Philadelphia Eagles who recorded the most sacks in the regular season (70.0).

Honors:

- 👁 Selected to the Pro Bowl following the 2022 season. Named an AP All-Pro following the 2019 (second-team) and 2022 (second-team) seasons.
- 👁 2021 Ed Block Courage Award.
- 👁 2019 AP All-Pro (second-team).
- 👁 2016 PFWA All-Rookie Team.
- 👁 2010s New England Patriots All-Decade Team.

Transactions:

Signed by Kansas City (3/17/21) ... Re-signed with New England (3/19/20) ... Originally entered the NFL as a third-round pick (78th overall) by the New England Patriots in the 2016 NFL Draft.

COLLEGE

Played in 41 career games along the offensive line at North Carolina State ... Named a first-team All-American by USA Today, the first Wolfpack offensive lineman to earn All-America honors since Outland Trophy winner Jim Ritcher in 1979 ... Also a first-team All-ACC performer on the media team, he was the first Wolfpack offensive lineman to earn that honor since 2003 ... Started games at four of the five positions on the offensive line: left tackle, left guard, right guard and right tackle ... Earned Academic All-ACC honors and named to the 2014-15 Academic Honor Roll ... Did not allow a sack in 589 snaps during 2015 ACC play from his left tackle spot.

PERSONAL

- 👁 Was a member of two D4 state championship teams at Archbishop Alter High School.
- 👁 Voted Greater Catholic League Lineman of the Year as a senior in 2010.
- 👁 Also played basketball, where he started for two years and led his conference in rebounding as a junior.
- 👁 Last named pronounced: TOO-nee.
- 👁 Hometown: Centerville, Ohio.

JOE THUNEY'S NFL REGULAR SEASON STATISTICS

| DATE | TEAM | GP | GS |
|-------------------|----------|------------|------------|
| 2016 | Patriots | 16 | 16 |
| 2017 | Patriots | 16 | 16 |
| 2018 | Patriots | 16 | 16 |
| 2019 | Patriots | 16 | 16 |
| 2020 | Patriots | 16 | 16 |
| 2021 | Chiefs | 17 | 17 |
| 2022 | Chiefs | 15 | 15 |
| NFL TOTALS | | 112 | 112 |

JOE THUNEY'S NFL POSTSEASON STATISTICS

| DATE | TEAM | GP | GS |
|-------------------|----------|-----------|-----------|
| 2016 | Patriots | 3 | 3 |
| 2017 | Patriots | 3 | 3 |
| 2018 | Patriots | 3 | 3 |
| 2019 | Patriots | 1 | 1 |
| 2021 | Chiefs | 3 | 3 |
| 2022 | Chiefs | 3 | 3 |
| NFL TOTALS | | 16 | 16 |

2016 GAME-BY-GAME REGULAR-SEASON STATISTICS (PATRIOTS)

| DATE | OPPONENT | P/S | W/L | SCORE |
|--------------------|--------------|--------------|-------------|-------|
| 09/11 | at Cardinals | S | W | 23-21 |
| 09/18 | Dolphins | S | W | 31-24 |
| 09/22 | Texans | S | W | 27-0 |
| 10/02 | Bills | S | L | 0-16 |
| 10/09 | at Browns | S | W | 33-13 |
| 10/16 | Bengals | S | W | 35-17 |
| 10/23 | at Steelers | S | W | 27-16 |
| 10/30 | at Bills | S | W | 41-25 |
| 11/13 | Seahawks | S | L | 24-31 |
| 11/20 | at 49ers | S | W | 30-17 |
| 11/27 | at Jets | S | W | 22-17 |
| 12/04 | Rams | S | W | 26-10 |
| 12/12 | Ravens | S | W | 30-23 |
| 12/18 | at Broncos | S | W | 16-3 |
| 12/24 | Jets | S | W | 41-3 |
| 01/01 | at Dolphins | S | W | 35-14 |
| 2016 TOTALS | | 16-16 | 14-2 | |

2017 GAME-BY-GAME REGULAR-SEASON STATISTICS (PATRIOTS)

| DATE | OPPONENT | P/S | W/L | SCORE |
|--------------------|---------------|--------------|-------------|-------|
| 09/07 | Chiefs | S | L | 27-42 |
| 09/17 | at Saints | S | W | 36-20 |
| 09/24 | Texans | S | W | 36-33 |
| 10/01 | Panthers | S | L | 30-33 |
| 10/05 | at Buccaneers | S | W | 19-14 |
| 10/15 | at Jets | S | W | 24-17 |
| 10/22 | Falcons | S | W | 23-7 |
| 10/29 | Chargers | S | W | 21-13 |
| 11/12 | at Broncos | S | W | 41-16 |
| 11/19 | at Raiders | S | W | 33-8 |
| 11/26 | Dolphins | S | W | 35-17 |
| 12/03 | at Bills | S | W | 23-3 |
| 12/11 | at Dolphins | S | L | 20-27 |
| 12/17 | at Steelers | S | W | 27-24 |
| 12/24 | Bills | S | W | 37-16 |
| 12/31 | Jets | S | W | 26-6 |
| 2017 TOTALS | | 16-16 | 13-3 | |

2018 GAME-BY-GAME REGULAR-SEASON STATISTICS (PATRIOTS)

| DATE | OPPONENT | P/S | W/L | SCORE |
|--------------------|-------------|--------------|-------------|-------|
| 09/09 | Texans | S | W | 27-20 |
| 09/16 | at Jaguars | S | L | 20-31 |
| 09/23 | at Lions | S | L | 10-26 |
| 09/30 | Dolphins | S | W | 38-7 |
| 10/04 | Colts | S | W | 38-24 |
| 10/14 | Chiefs | S | W | 43-40 |
| 10/21 | at Bears | S | W | 38-31 |
| 10/29 | at Bills | S | W | 25-6 |
| 11/04 | Packers | S | W | 31-17 |
| 11/11 | at Titans | S | L | 10-34 |
| 11/25 | at Jets | S | W | 27-13 |
| 12/02 | Vikings | S | W | 24-10 |
| 12/09 | at Dolphins | S | L | 33-34 |
| 12/16 | at Steelers | S | L | 10-17 |
| 12/23 | Bills | S | W | 24-12 |
| 12/30 | Jets | S | W | 38-3 |
| 2018 TOTALS | | 16-16 | 11-5 | |

2019 GAME-BY-GAME REGULAR-SEASON STATISTICS (PATRIOTS)

| DATE | OPPONENT | P/S | W/L | SCORE |
|--------------------|-------------|--------------|-------------|-------|
| 09/08 | Steelers | S | W | 33-3 |
| 09/15 | at Dolphins | S | W | 43-0 |
| 09/22 | Jets | S | W | 30-14 |
| 09/29 | at Bills | S | W | 16-10 |
| 10/06 | at Redskins | S | W | 33-7 |
| 10/10 | Giants | S | W | 35-14 |
| 10/21 | at Jets | S | W | 33-0 |
| 10/27 | Browns | S | W | 27-13 |
| 11/03 | at Ravens | S | L | 20-37 |
| 11/17 | at Eagles | S | W | 17-10 |
| 11/24 | Cowboys | S | W | 13-9 |
| 12/01 | at Texans | S | L | 22-28 |
| 12/08 | Chiefs | S | L | 16-23 |
| 12/15 | at Bengals | S | W | 34-13 |
| 12/21 | Bills | S | W | 24-17 |
| 12/29 | Dolphins | S | L | 24-27 |
| 2019 TOTALS | | 16-16 | 12-4 | |

2020 GAME-BY-GAME REGULAR-SEASON STATISTICS (PATRIOTS)

| DATE | OPPONENT | P/S | W/L | SCORE |
|--------------------|-------------|--------------|------------|-------|
| 09/13 | Dolphins | S | W | 21-11 |
| 09/20 | at Seahawks | S | L | 30-35 |
| 09/27 | Raiders | S | W | 36-20 |
| 10/05 | at Chiefs | S | L | 10-26 |
| 10/18 | Broncos | S | L | 12-18 |
| 10/25 | 49ers | S | L | 6-33 |
| 11/01 | at Bills | S | L | 21-24 |
| 11/09 | at Jets | S | W | 30-27 |
| 11/15 | Ravens | S | W | 23-17 |
| 11/22 | at Texans | S | L | 20-27 |
| 11/29 | Cardinals | S | W | 20-17 |
| 12/06 | at Chargers | S | W | 45-0 |
| 12/10 | at Rams | S | L | 3-24 |
| 12/20 | at Dolphins | S | L | 12-22 |
| 12/28 | Bills | S | L | 9-38 |
| 01/03 | Jets | S | W | 28-14 |
| 2020 TOTALS | | 16-16 | 7-9 | |

2021 GAME-BY-GAME REGULAR-SEASON STATISTICS (CHIEFS)

| DATE | OPPONENT | P/S | W/L | SCORE |
|--------------------|------------------|--------------|-------------|--------|
| 09/12 | Browns | S | W | 33-29 |
| 09/19 | at Ravens | S | L | 35-36 |
| 09/26 | Chargers | S | L | 24-30 |
| 10/03 | at Eagles | S | W | 42-30 |
| 10/10 | Bills | S | L | 20-38 |
| 10/17 | at Football Team | S | W | 31-13 |
| 10/24 | at Titans | S | L | 3-27 |
| 11/01 | Giants | S | W | 20-17 |
| 11/07 | Packers | S | W | 13-7 |
| 11/14 | at Raiders | S | W | 41-14 |
| 11/21 | Cowboys | S | W | 19-9 |
| 12/05 | Broncos | S | W | 22-9 |
| 12/12 | Raiders | S | W | 48-9 |
| 12/16 | at Chargers | S | W | 34-28+ |
| 12/26 | Steelers | S | W | 36-10 |
| 01/02 | at Bengals | S | L | 31-34 |
| 01/08 | at Broncos | S | W | 28-24 |
| 2021 TOTALS | | 17-17 | 12-5 | |

+ - Overtime

2022 GAME-BY-GAME REGULAR-SEASON STATISTICS (CHIEFS)

| DATE | OPPONENT | P/S | | W/L | SCORE |
|--------------------|---------------|--------------|----------|-------------|--------|
| 09/11 | at Cardinals | S | | W | 44-21 |
| 09/15 | Chargers | S | | W | 27-24 |
| 09/25 | at Colts | S | | L | 17-20 |
| 10/02 | at Buccaneers | S | | W | 41-31 |
| 10/10 | Raiders | S | | W | 30-29 |
| 10/16 | Bills | S | | L | 20-24 |
| 10/23 | at 49ers | S | | W | 44-23 |
| 11/06 | Titans | S | | W | 20-17+ |
| 11/13 | Jaguars | S | | W | 27-17 |
| 11/20 | at Chargers | S | | W | 30-27 |
| 11/27 | Rams | | INACTIVE | W | 26-10 |
| 12/04 | at Bengals | | INACTIVE | L | 24-27 |
| 12/11 | at Broncos | S | | W | 34-28 |
| 12/18 | at Texans | S | | W | 30-24+ |
| 12/24 | Seahawks | S | | W | 24-10 |
| 01/01 | Broncos | S | | W | 27-24 |
| 01/07 | at Raiders | S | | W | 31-13 |
| 2022 TOTALS | | 15-15 | | 14-3 | |

+ - Overtime

2016 GAME-BY-GAME POSTSEASON STATISTICS (PATRIOTS)

| DATE | OPPONENT | P/S | | W/L | SCORE |
|--------------------|------------|------------|--|------------|--------|
| 01/14 | Texans | S | | W | 34-16 |
| 01/22 | Steelers | S | | W | 36-17 |
| 02/05 | at Falcons | S | | W | 34-28+ |
| 2016 TOTALS | | 3-3 | | 3-0 | |

+ - Overtime

2017 GAME-BY-GAME POSTSEASON STATISTICS (PATRIOTS)

| DATE | OPPONENT | P/S | | W/L | SCORE |
|--------------------|----------|------------|--|------------|-------|
| 01/13 | Titans | S | | W | 35-14 |
| 01/21 | Jaguars | S | | W | 24-20 |
| 02/04 | Eagles | S | | L | 33-41 |
| 2017 TOTALS | | 3-3 | | 2-1 | |

2018 GAME-BY-GAME POSTSEASON STATISTICS (PATRIOTS)

| DATE | OPPONENT | P/S | | W/L | SCORE |
|--------------------|-----------|------------|--|------------|--------|
| 01/13 | Chargers | S | | W | 41-28 |
| 01/20 | at Chiefs | S | | W | 37-31+ |
| 02/03 | at Rams | S | | W | 13-3 |
| 2018 TOTALS | | 3-3 | | 3-0 | |

+ - Overtime

2019 GAME-BY-GAME POSTSEASON STATISTICS (PATRIOTS)

| DATE | OPPONENT | P/S | | W/L | SCORE |
|--------------------|----------|------------|--|------------|-------|
| 01/04 | Titans | S | | L | 13-20 |
| 2019 TOTALS | | 1-1 | | 0-1 | |

2021 GAME-BY-GAME POSTSEASON STATISTICS (CHIEFS)

| DATE | OPPONENT | P/S | | W/L | SCORE |
|--------------------|----------|------------|--|------------|--------|
| 01/16 | Steelers | S | | W | 42-21 |
| 01/23 | Bills | S | | W | 42-36+ |
| 01/30 | Bengals | S | | L | 24-27+ |
| 2021 TOTALS | | 3-3 | | 2-1 | |

+ - Overtime

2022 GAME-BY-GAME POSTSEASON STATISTICS (CHIEFS)

| DATE | OPPONENT | P/S | | W/L | SCORE |
|--------------------|-----------|------------|--|------------|-------|
| 01/21 | Jaguars | S | | W | 27-20 |
| 01/29 | Bengals | S | | W | 23-20 |
| 02/12 | at Eagles | S | | W | 38-35 |
| 2022 TOTALS | | 3-3 | | 3-0 | |



KADARIUS TONEY

WIDE RECEIVER #19
FLORIDA



3RD YEAR IN THE NFL

2ND YEAR WITH THE CHIEFS

HEIGHT: 6'0"
WEIGHT: 193 LBS
DRAFTED: T (NYG)-22
BIRTHDAY: 1/27/99

- Third-year wide receiver enters his second season with the Chiefs in 2023.
- Traded to Kansas City from N.Y. Giants in exchange for a 2023 third-round pick and 2023 sixth-round pick.
- Originally entered the NFL as a first-round pick (20th overall) by the New York Giants in the 2021 draft.

- Recorded the longest punt return in Super Bowl history with his 65-yard return in Super Bowl LVII.

Transactions:

Traded to Kansas City from N.Y. Giants (10/27/22) ... Originally entered the NFL as a first-round pick (20th overall) by the New York Giants in the 2021 draft.

Postseason Career Highlights:

COLLEGE

Played four years at the University of Florida (2017-20) ... Finished his career with 38 games played, recording 2,641 all-purpose yards (69.5 average) ... Caught 120 passes for 1,590 yards and 12 touchdowns and rushed for 580 yards and two touchdowns in his career.

PERSONAL

- Went to Blount.
- Played for coach Lev Holly.
- Finished his senior season with 2,894 yards and 32 touchdowns through the air and also ran for 894 yards and 15 touchdowns.
- Named the 2016 Class 6A Back of the Year.
- Made the 2016 AL.com Super All-State team.
- Played in the 2016 Alabama-Mississippi All-Star Classic.
- Named Offensive MVP of the 2016 AL.com All-Coastal Alabama team.
- Passed for 3,604 yards and 37 touchdowns and rushed for 896 yards and 16 touchdowns in 2015.
- Selected to the AL.com Coastal Alabama first team and Class 6A All-State second team during his junior season.
- Helped Blount to a 20-5 record in his last two seasons.

REGULAR SEASON COMPARISON: RECEIVING - NEW ORLEANS SAINTS

| DATE | OPP | W/L | GP/GS | REC | YDS. | AVG. | TD | LG | TGTS | YAC |
|---------------|----------|------------|------------|----------|-----------|-------------|----------|-----------|----------|-----------|
| 10/3/21 | NYG @ NO | W | 5 | 6 | 78 | 13.0 | 0 | 21 | 9 | 50 |
| TOTALS | | 1/0 | 1/1 | 6 | 78 | 13.0 | 0 | 21 | 9 | 50 |

KADARIUS TONEY'S NFL REGULAR SEASON RUSHING/RECEIVING STATISTICS

| DATE | TEAM | RECEIVING | | | | | | | RUSHING | | | | |
|------------------------------------------------------|--------------|-----------|----------|-----------|------------|-------------|-----------|----------|-----------|-----------|-------------|-----------|----------|
| | | GP | GS | NO. | YDS. | AVG. | LG | TD | NO. | YDS. | AVG. | LG | TD |
| 2021 | Giants | 10 | 4 | 39 | 420 | 10.8 | 38 | 0 | 3 | 6 | 2.0 | 7 | 0 |
| 2022 | Giants | 2 | 1 | 2 | 0 | 0.0 | 2 | 0 | 2 | 23 | 11.5 | 19 | 0 |
| Went from N.Y. Giants to Kansas City . | | | | | | | | | | | | | |
| 2022 | Chiefs | 7 | 3 | 14 | 171 | 12.2 | 38 | 2 | 5 | 59 | 11.8 | 32 | 1 |
| 2022 | TOTAL | 9 | 4 | 16 | 171 | 10.7 | 38 | 2 | 7 | 82 | 11.7 | 32 | 1 |
| NFL TOTALS | | 19 | 8 | 55 | 591 | 10.7 | 38 | 2 | 10 | 88 | 8.8 | 32 | 1 |

KADARIUS TONEY'S NFL POSTSEASON RUSHING/RECEIVING STATISTICS

| DATE | TEAM | RECEIVING | | | | | | | RUSHING | | | | |
|-------------------|--------|-----------|----------|----------|-----------|------------|----------|----------|----------|-----------|-------------|-----------|----------|
| | | GP | GS | NO. | YDS. | AVG. | LG | TD | NO. | YDS. | AVG. | LG | TD |
| 2022 | Chiefs | 3 | 1 | 7 | 50 | 7.1 | 9 | 1 | 1 | 14 | 14.0 | 14 | 0 |
| NFL TOTALS | | 3 | 1 | 7 | 50 | 7.1 | 9 | 1 | 1 | 14 | 14.0 | 14 | 0 |



KADARIUS TONEY'S NFL REGULAR SEASON RETURN STATISTICS

| DATE | TEAM | KICKOFF RETURNS | | | | | PUNT RETURNS | | | | | |
|-----------------------------------------------------|--------|-----------------|----------|------------|----------|----------|--------------|----------|-----------|------------|----------|----------|
| | | RET. | YDS. | AVG. | LG | TD | NO. | FC | YDS. | AVG. | LG | TD |
| 2021 | Giants | 0 | 0 | 0.0 | 0 | 0 | 1 | 1 | 0 | 0.0 | 0 | 0 |
| 2022 | Giants | 0 | 0 | 0.0 | 0 | 0 | 0 | 0 | 0 | 0.0 | 0 | 0 |
| Went from N.Y. Giants to Kansas City. | | | | | | | | | | | | |
| 2022 | Chiefs | 0 | 0 | 0.0 | 0 | 0 | 10 | 4 | 61 | 6.1 | 9 | 0 |
| 2022 | TOTAL | 0 | 0 | 0.0 | 0 | 0 | 10 | 4 | 61 | 6.1 | 9 | 0 |
| NFL TOTALS | | 0 | 0 | 0.0 | 0 | 0 | 11 | 5 | 61 | 5.5 | 9 | 0 |

KADARIUS TONEY'S NFL POSTSEASON RETURN STATISTICS

| DATE | TEAM | KICKOFF RETURNS | | | | | PUNT RETURNS | | | | | |
|-------------------|--------|-----------------|----------|------------|----------|----------|--------------|----------|------------|-------------|-----------|----------|
| | | RET. | YDS. | AVG. | LG | TD | NO. | FC | YDS. | AVG. | LG | TD |
| 2022 | Chiefs | 0 | 0 | 0.0 | 0 | 0 | 6 | 0 | 112 | 18.7 | 65 | 0 |
| NFL TOTALS | | 0 | 0 | 0.0 | 0 | 0 | 6 | 0 | 112 | 18.7 | 65 | 0 |

SINGLE-GAME HIGHS: RUSHING/RECEIVING

| | | | |
|-----------------------------------|-------------------------------------------------------------------------------------------------------------------------------------------------------------------------------------------------------------------|----------------------------|----------------------------------------------------------------------------------------------------------------------------------------------------------------------|
| Rush Attempts | 3 at Las Vegas, Jan 07, 2023 2 vs. Jacksonville, Nov 13, 2022 2 at Tennessee, Sep 11, 2022 1 vs. Las Vegas, Nov 07, 2021 1 at Dallas, Oct 10, 2021 ...1 more at 1. | Longest Receptions | 38 vs. Denver, Jan 01, 2023 38 at Dallas, Oct 10, 2021 35 at Dallas, Oct 10, 2021 28 at Dallas, Oct 10, 2021 27 vs. Denver, Jan 01, 2023 |
| Rushing Yards | 33 vs. Jacksonville, Nov 13, 2022 26 at Las Vegas, Jan 07, 2023 23 at Tennessee, Sep 11, 2022 7 at Dallas, Oct 10, 2021 | All-Purpose Yards | 196 at Dallas, Oct 10, 2021 101 vs. Jacksonville, Nov 13, 2022 85 vs. Denver, Jan 01, 2023 79 at New Orleans, Oct 03, 2021 49 at Las Vegas, Jan 07, 2023 |
| Longest Runs | 1 at New Orleans, Oct 03, 2021 32 vs. Jacksonville, Nov 13, 2022 19 at Tennessee, Sep 11, 2022 14 at Las Vegas, Jan 07, 2023 11t at Las Vegas, Jan 07, 2023 7 at Dallas, Oct 10, 2021 | Fair Catches | 2 vs. Denver, Jan 01, 2023 1 at Houston, Dec 18, 2022 1 vs. Jacksonville, Nov 13, 2022 1 at Kansas City, Nov 01, 2021 |
| Rushing TDs Receptions | 1 at Las Vegas, Jan 07, 2023 10 at Dallas, Oct 10, 2021 7 at Tampa Bay, Nov 22, 2021 6 at New Orleans, Oct 03, 2021 4 vs. Denver, Jan 01, 2023 4 vs. Jacksonville, Nov 13, 2022 ...2 more at 4. | Punt Return Yards | 18 vs. Seattle, Dec 24, 2022 14 vs. Denver, Jan 01, 2023 11 vs. Jacksonville, Nov 13, 2022 8 at Houston, Dec 18, 2022 5 at L.A. Chargers, Nov 20, 2022 |
| Receiving Yards | 189 at Dallas, Oct 10, 2021 78 at New Orleans, Oct 03, 2021 71 vs. Denver, Jan 01, 2023 57 vs. Jacksonville, Nov 13, 2022 40 at Tampa Bay, Nov 22, 2021 | Longest Punt Return | 9 vs. Seattle, Dec 24, 2022 9 vs. Seattle, Dec 24, 2022 7 vs. Denver, Jan 01, 2023 7 vs. Denver, Jan 01, 2023 ...1 more at 7. |
| Receiving Average | 18.9 at Dallas, Oct 10, 2021 17.8 vs. Denver, Jan 01, 2023 14.3 vs. Jacksonville, Nov 13, 2022 13.0 at New Orleans, Oct 03, 2021 12.0 vs. L.A. Rams, Oct 17, 2021 | Punt Returns | 2 vs. Denver, Jan 01, 2023 2 vs. Seattle, Dec 24, 2022 2 at Houston, Dec 18, 2022 ...1 more at 2. |
| | | Most TDs | 1 at Las Vegas, Jan 07, 2023 1 vs. Seattle, Dec 24, 2022 1 vs. Jacksonville, Nov 13, 2022 |

SINGLE-GAME HIGHS - POSTSEASON: RUSHING/RECEIVING

Longest Runs 14 vs. Jacksonville, Jan 21, 2023
Receptions 5 vs. Jacksonville, Jan 21, 2023
 1 vs. Cincinnati, Jan 29, 2023
Receiving Yards 36 vs. Jacksonville, Jan 21, 2023
 9 vs. Cincinnati, Jan 29, 2023
Receiving Average 7.2 vs. Jacksonville, Jan 21, 2023
Longest Receptions 9 vs. Cincinnati, Jan 29, 2023
 9 vs. Jacksonville, Jan 21, 2023
 8 vs. Jacksonville, Jan 21, 2023
 8 vs. Jacksonville, Jan 21, 2023
 6 vs. Jacksonville, Jan 21, 2023
All-Purpose Yards 73 vs. Jacksonville, Jan 21, 2023
 21 vs. Cincinnati, Jan 29, 2023
 5 at Philadelphia, Feb 12, 2023

Punt Return Yards 77 at Philadelphia, Feb 12, 2023
 23 vs. Jacksonville, Jan 21, 2023
 12 vs. Cincinnati, Jan 29, 2023
Longest Punt Return 65 at Philadelphia, Feb 12, 2023
 12 at Philadelphia, Feb 12, 2023
 12 vs. Cincinnati, Jan 29, 2023
 11 vs. Jacksonville, Jan 21, 2023
 6 vs. Jacksonville, Jan 21, 2023
 ...1 more at 6.
Punt Returns 3 vs. Jacksonville, Jan 21, 2023
 2 at Philadelphia, Feb 12, 2023
 1 vs. Cincinnati, Jan 29, 2023
Punt Return Average 7.7 vs. Jacksonville, Jan 21, 2023
Most TDs 1 at Philadelphia, Feb 12, 2023

100-YARD RECEIVING GAMES (1): REGULAR SEASON

| DATE | TEAM | NO. | YDS. | AVG. | LG | TD |
|----------|------------|-----|------|------|----|----|
| 10/10/21 | at Cowboys | 10 | 189 | 18.9 | 38 | 0 |

2021 GAME-BY-GAME REGULAR-SEASON STATISTICS (GIANTS)

| DATE | OPPONENT | P/S | RECEIVING | | | | | RUSHING | | | | | W/L | SCORE |
|--------------------|------------------|-------------|-----------|------------|-------------|-----------|----------|----------|----------|------------|----------|----------|-------------|--------|
| | | | NO. | YDS. | AVG. | LG | TD | NO. | YDS. | AVG. | LG | TD | | |
| 09/12 | Broncos | P | 2 | -2 | -1.0 | 4 | 0 | 0 | 0 | 0.0 | 0 | 0 | L | 13-27 |
| 09/16 | at Football Team | P | 0 | 0 | 0.0 | 0 | 0 | 0 | 0 | 0.0 | 0 | 0 | L | 29-30 |
| 09/26 | Falcons | P | 2 | 16 | 8.0 | 9 | 0 | 0 | 0 | 0.0 | 0 | 0 | L | 14-17 |
| 10/03 | at Saints | S | 6 | 78 | 13.0 | 21 | 0 | 1 | 1 | 1.0 | 1 | 0 | W | 27-21+ |
| 10/10 | at Cowboys | P | 10 | 189 | 18.9 | 38 | 0 | 1 | 7 | 7.0 | 7 | 0 | L | 20-44 |
| 10/17 | Rams | P | 3 | 36 | 12.0 | 17 | 0 | 0 | 0 | 0.0 | 0 | 0 | L | 11-38 |
| 10/24 | Panthers | | | | | | | | | | | | W | 25-3 |
| 11/01 | at Chiefs | S | 4 | 26 | 6.5 | 11 | 0 | 0 | 0 | 0.0 | 0 | 0 | L | 17-20 |
| 11/07 | Raiders | S | 1 | 9 | 9.0 | 9 | 0 | 1 | -2 | -2.0 | -2 | 0 | W | 23-16 |
| 11/22 | at Buccaneers | S | 7 | 40 | 5.7 | 8 | 0 | 0 | 0 | 0.0 | 0 | 0 | L | 10-30 |
| 11/28 | Eagles | | | | | | | | | | | | W | 13-7 |
| 12/05 | at Dolphins | | | | | | | | | | | | L | 9-20 |
| 12/12 | at Chargers | | | | | | | | | | | | L | 21-37 |
| 12/19 | Cowboys | | | | | | | | | | | | L | 6-21 |
| 12/26 | at Eagles | P | 4 | 28 | 7.0 | 8 | 0 | 0 | 0 | 0.0 | 0 | 0 | L | 10-34 |
| 01/02 | at Bears | | | | | | | | | | | | L | 3-29 |
| 01/09 | Football Team | | | | | | | | | | | | L | 7-22 |
| 2021 TOTALS | | 10-4 | 39 | 420 | 10.8 | 38 | 0 | 3 | 6 | 2.0 | 7 | 0 | 4-13 | |

+ - Overtime

2022 GAME-BY-GAME REGULAR-SEASON STATISTICS (GIANTS/CHIEFS)

| DATE | OPPONENT | P/S | RECEIVING | | | | | RUSHING | | | | | W/L | SCORE |
|--------------------|-------------|------------|-----------|------------|-------------|-----------|----------|----------|-----------|-------------|-----------|----------|-------------|--------|
| | | | NO. | YDS. | AVG. | LG | TD | NO. | YDS. | AVG. | LG | TD | | |
| 09/11 | at Titans | P | 0 | 0 | 0.0 | 0 | 0 | 2 | 23 | 11.5 | 19 | 0 | W | 21-20 |
| 09/18 | Panthers | S | 2 | 0 | 0.0 | 2 | 0 | 0 | 0 | 0.0 | 0 | 0 | W | 19-16 |
| 09/26 | Cowboys | | | | | | | | | | | | L | 16-23 |
| 10/02 | Bears | | | | | | | | | | | | W | 20-12 |
| 10/09 | at Packers | | | | | | | | | | | | W | 27-22 |
| 10/16 | Ravens | | | | | | | | | | | | W | 24-20 |
| 10/23 | at Jaguars | | | | | | | | | | | | W | 23-17 |
| 11/06 | Titans | S | 2 | 12 | 6.0 | 10 | 0 | 0 | 0 | 0.0 | 0 | 0 | W | 20-17+ |
| 11/13 | Jaguars | P | 4 | 57 | 14.3 | 23 | 1 | 2 | 33 | 16.5 | 32 | 0 | W | 27-17 |
| 11/20 | at Chargers | P | 0 | 0 | 0.0 | 0 | 0 | 0 | 0 | 0.0 | 0 | 0 | W | 30-27 |
| 11/27 | Rams | | | | | | | | | | | | W | 26-10 |
| 12/04 | at Bengals | | | | | | | | | | | | L | 24-27 |
| 12/11 | at Broncos | | | | | | | | | | | | W | 34-28 |
| 12/18 | at Texans | P | 1 | 5 | 5.0 | 5 | 0 | 0 | 0 | 0.0 | 0 | 0 | W | 30-24+ |
| 12/24 | Seahawks | P | 1 | 8 | 8.0 | 8 | 1 | 0 | 0 | 0.0 | 0 | 0 | W | 24-10 |
| 01/01 | Broncos | S | 4 | 71 | 17.8 | 38 | 0 | 0 | 0 | 0.0 | 0 | 0 | W | 27-24 |
| 01/07 | at Raiders | S | 2 | 18 | 9.0 | 10 | 0 | 3 | 26 | 8.7 | 14 | 1 | W | 31-13 |
| 2022 TOTALS | | 9-4 | 16 | 171 | 10.7 | 38 | 2 | 7 | 82 | 11.7 | 32 | 1 | 15-2 | |

+ - Overtime



2022 GAME-BY-GAME POSTSEASON STATISTICS (CHIEFS)

| DATE | OPPONENT | P/S | RECEIVING | | | | | RUSHING | | | | | W/L | SCORE |
|--------------------|-----------|------------|-----------|-----------|------------|----------|----------|----------|-----------|-------------|-----------|----------|------------|-------|
| | | | NO. | YDS. | AVG. | LG | TD | NO. | YDS. | AVG. | LG | TD | | |
| 01/21 | Jaguars | P | 5 | 36 | 7.2 | 9 | 0 | 1 | 14 | 14.0 | 14 | 0 | W | 27-20 |
| 01/29 | Bengals | S | 1 | 9 | 9.0 | 9 | 0 | 0 | 0 | 0.0 | 0 | 0 | W | 23-20 |
| 02/12 | at Eagles | P | 1 | 5 | 5.0 | 5t | 1 | 0 | 0 | 0.0 | 0 | 0 | W | 38-35 |
| 2022 TOTALS | | 3-1 | 7 | 50 | 7.1 | 9 | 1 | 1 | 14 | 14.0 | 14 | 0 | 3-0 | |

TOMMY TOWNSEND

PUNTER #5
FLORIDA

4TH YEAR IN THE NFL | **4TH** YEAR WITH THE CHIEFS

HEIGHT: 6'1"
WEIGHT: 191 LBS
DRAFTED: CFA-20
BIRTHDAY: 11/12/96

- Fourth-year punter enters his fourth season with the Chiefs in 2023.

- Originally entered the NFL as an undrafted free agent with the Kansas City Chiefs in 2020.

Career Highlights:

- With 62 punts inside the 20, Townsend is tied with former P Bryan Baker for third-most punts inside the 20 in franchise history.

- In 2022, recorded two of the top five longest punts in franchise history. In Week 2 against the L.A. Chargers (9/15/22), Townsend booted the ball 74 yards, tying former P Bob Grupp for the fifth-longest punt in Chiefs history. At Denver in Week 14 (12/11/22), he punted the ball 76 yards, tying former P Dan Stryzinski for the third-longest punt in the franchise record book.

- Recorded the highest punting average in a single-season (50.42) and highest net punting average in a single-season (45.58) in Chiefs history in 2022.

- Did not punt for the first time in his career against Philadelphia (10/3/21). For the Chiefs, it marks the fourth time in the regular season that the club did not register at least one punt in a contest.

- In Week 4 versus the New England Patriots (10/5/20), he

recorded a punting average of 60.8 yards, setting a new Chiefs single-game franchise record (minimum four punts).

Postseason Career Highlights:

- During Wild Card weekend in 2022, Townsend posted the fourth-longest punt in Chiefs postseason history with a 60-yard boot against the Jaguars.

Honors:

- Selected to the Pro Bowl following the 2022 season.
- Named an AP All-Pro following the 2022 (first-team) season.
- Was voted by teammates as a special teams team captain prior to the club's 2022 playoff games.
- September 2022 AFC Special Teams Player of the Month.
- 2022 Week 15 AFC Special Teams Player of the Week.
- November 2021 AFC Player of the Month.
- 2021 Week 9 AFC Player of the Week.
- 2020 Week 15 AFC Special Teams Player of the Week.
- 2020 PFWA All-Rookie Team.

Transactions:

Re-signed with Kansas City (4/27/23) ... Originally entered the NFL as an undrafted free agent with the Kansas City Chiefs in 2020.

COLLEGE

Finished his collegiate career at Florida with 4,162 yards on 93 punts (44.8 avg.) ... Holds the school record for most yards by a punter in a single game (432 yds., nine punts) and the seventh-longest punt (71 yds.) ... In 2019, totaled 1,847 yards on 42 punts, averaging 44.0 yards per kick ... Recorded 11 punts of over 50 yards and downed 20 inside the 20-yard line ... Was a semifinalist for the Ray Guy Award in 2019 ... In 2018, finished the season averaging 45.4 yards as he totaled 2,315 yards on 51 punts ... Named second-team All-SEC by Athlon Sports and was a semifinalist for the Ray Guy Award in 2018 ... Sat out the 2016 season due to NCAA transfer rules after transferring from Tennessee.

PERSONAL

- Following his senior season at Boone High School, he was named first-team All-America (Scout.com), All-State (Statewide Sports Writers & FHSCA), All-Central Florida (Orlando Sentinel) and All-District (FHSCA).

- Averaged 43.0 yards per punt as a senior.

- Named a U.S. Army All-American.

- Played in the 2014 Central Florida All-Star Game.

- Garnered Defensive Player of the Week honors from the Orlando Touchdown Club following a two interception performance against Edgewater High School in 2014.

- Also played cornerback and quarterback in high school and played baseball for Boone.

- Brother, Johnny, was also a punter at Florida and spent the 2018 season with the Oakland Raiders and joined the Chiefs practice squad in November of 2020.

- Hometown: Orlando, Fla.

TOMMY TOWNSEND'S NFL REGULAR SEASON PUNTING STATISTICS

| DATE | TEAM | GP | NO. | YDS. | AVG. | OPP. RET. | YDS. | NET YDS. | AVG. | TB | IN20 | LG | BK |
|-------------------|--------|-----------|------------|--------------|-------------|-----------|------------|--------------|-------------|-----------|-----------|-----------|----------|
| 2020 | Chiefs | 16 | 52 | 2,339 | 45.0 | 15 | 119 | 2,100 | 40.4 | 6 | 20 | 67 | 0 |
| 2021 | Chiefs | 16 | 37 | 1,746 | 47.2 | 17 | 64 | 1,622 | 43.8 | 3 | 20 | 68 | 0 |
| 2022 | Chiefs | 17 | 53 | 2,672 | 50.4 | 22 | 176 | 2,416 | 45.6 | 4 | 22 | 76 | 0 |
| NFL TOTALS | | 49 | 142 | 6,757 | 47.6 | 54 | 359 | 6,138 | 43.2 | 13 | 62 | 76 | 0 |

TOMMY TOWNSEND'S NFL POSTSEASON PUNTING STATISTICS

| DATE | TEAM | GP | NO. | YDS. | AVG. | OPP. RET. | YDS. | NET YDS. | AVG. | TB | IN20 | LG | BK |
|-------------------|--------|----------|-----------|--------------|-------------|-----------|-----------|------------|-------------|----------|-----------|-----------|----------|
| 2020 | Chiefs | 3 | 4 | 151 | 37.8 | 1 | 0 | 131 | 32.8 | 1 | 1 | 51 | 0 |
| 2021 | Chiefs | 3 | 10 | 435 | 43.5 | 4 | 35 | 380 | 38.0 | 1 | 5 | 57 | 0 |
| 2022 | Chiefs | 3 | 10 | 452 | 45.2 | 6 | 63 | 389 | 38.9 | 0 | 5 | 60 | 0 |
| NFL TOTALS | | 9 | 24 | 1,038 | 43.3 | 11 | 98 | 900 | 37.5 | 2 | 11 | 60 | 0 |

SINGLE-GAME HIGHS: PUNTER

| | | | |
|----------------------------|----------------------------------------------------------------------------------------------------------------------------------------------------------------------------------|-------------------------|-------------------------------------------------------------------------------------------------------------------------------------------------------------------------------------------|
| Punts | 6 vs. Seattle, Dec 24, 2022 6 vs. Tennessee, Nov 06, 2022 6 vs. L.A. Chargers, Sep 15, 2022 ...2 more at 6. | Longest Punts | 76 at Denver, Dec 11, 2022 74 vs. L.A. Chargers, Sep 15, 2022 68 vs. Dallas, Nov 21, 2021 67 vs. Las Vegas, Oct 11, 2020 65 at Indianapolis, Sep 25, 2022 ...1 more at 65. |
| Gross Punting Yards | 341 vs. Green Bay, Nov 07, 2021 333 vs. L.A. Chargers, Sep 15, 2022 283 vs. Tennessee, Nov 06, 2022 263 vs. Denver, Jan 01, 2023 246 vs. Seattle, Dec 24, 2022 | Inside the 20 | 5 vs. Green Bay, Nov 07, 2021 4 vs. N.Y. Giants, Nov 01, 2021 3 at Las Vegas, Jan 07, 2023 3 vs. Seattle, Dec 24, 2022 3 vs. L.A. Chargers, Sep 15, 2022 ...3 more at 3. |
| Gross Punting Avg | 66.3 at Denver, Dec 11, 2022 60.8 vs. New England, Oct 05, 2020 58.0 at Baltimore, Sep 28, 2020 57.7 vs. Buffalo, Oct 16, 2022 56.8 vs. Green Bay, Nov 07, 2021 | Pass Attempts | 1 at Indianapolis, Sep 25, 2022 1 at Las Vegas, Nov 14, 2021 1 vs. N.Y. Jets, Nov 01, 2020 1 at Las Vegas, Nov 14, 2021 1 vs. N.Y. Jets, Nov 01, 2020 |
| Net Punting Yards | 326 vs. Green Bay, Nov 07, 2021 296 vs. L.A. Chargers, Sep 15, 2022 252 vs. Tennessee, Nov 06, 2022 234 vs. Seattle, Dec 24, 2022 226 vs. Denver, Jan 01, 2023 | Pass Completions | 1 at Las Vegas, Nov 14, 2021 1 vs. N.Y. Jets, Nov 01, 2020 16 at Las Vegas, Nov 14, 2021 13 vs. N.Y. Jets, Nov 01, 2020 |
| Net Punting Avg | 55.7 vs. Buffalo, Oct 16, 2022 54.3 vs. Green Bay, Nov 07, 2021 53.3 at Indianapolis, Sep 25, 2022 52.7 at Denver, Dec 11, 2022 51.0 vs. L.A. Chargers, Sep 26, 2021 | Yards Passing | |

SINGLE-GAME HIGHS - POSTSEASON: PUNTER

| | | | |
|----------------------------|------------------------------------------------------------------------------------------------------------------------------------------------------------------------------------|------------------------|------------------------------------------------------------------------------------------------------------------------------------------------------------------------------------------|
| Punts | 4 vs. Cincinnati, Jan 29, 2023 4 vs. Jacksonville, Jan 21, 2023 4 vs. Cincinnati, Jan 30, 2022 ...1 more at 4. | Net Punting Avg | 45.0 vs. Jacksonville, Jan 21, 2023 44.0 vs. Buffalo, Jan 23, 2022 44.0 vs. Buffalo, Jan 24, 2021 41.8 vs. Cincinnati, Jan 30, 2022 36.5 vs. Cincinnati, Jan 29, 2023 |
| Gross Punting Yards | 209 vs. Cincinnati, Jan 30, 2022 203 vs. Jacksonville, Jan 21, 2023 151 vs. Cincinnati, Jan 29, 2023 138 vs. Pittsburgh, Jan 16, 2022 107 at Tampa Bay, Feb 07, 2021 | Longest Punts | 60 vs. Jacksonville, Jan 21, 2023 57 vs. Cincinnati, Jan 30, 2022 51 at Tampa Bay, Feb 07, 2021 50 at Philadelphia, Feb 12, 2023 50 vs. Buffalo, Jan 23, 2022 |
| Gross Punting Avg | 52.3 vs. Cincinnati, Jan 30, 2022 50.8 vs. Jacksonville, Jan 21, 2023 49.0 at Philadelphia, Feb 12, 2023 44.0 vs. Buffalo, Jan 23, 2022 44.0 vs. Buffalo, Jan 24, 2021 | Inside the 20 | 3 vs. Cincinnati, Jan 29, 2023 3 vs. Pittsburgh, Jan 16, 2022 2 vs. Jacksonville, Jan 21, 2023 1 vs. Cincinnati, Jan 30, 2022 1 vs. Buffalo, Jan 23, 2022 ...1 more at 1. |
| Net Punting Yards | 180 vs. Jacksonville, Jan 21, 2023 167 vs. Cincinnati, Jan 30, 2022 146 vs. Cincinnati, Jan 29, 2023 125 vs. Pittsburgh, Jan 16, 2022 88 vs. Buffalo, Jan 23, 2022 | | |

2020 GAME-BY-GAME REGULAR-SEASON STATISTICS (CHIEFS)

| DATE | OPPONENT | | NO. | YDS. | AVG. | OPP. RET. | YDS. | NET YDS. | AVG | TB | IN20 | LG | BK | W/L | SCORE |
|--------------------|---------------|---|-----------|-----------|--------------|-------------|-----------|------------|--------------|-------------|----------|-----------|-----------|----------|-------------|
| 09/10 | Texans | P | 3 | 136 | 45.3 | 1 | 19 | 97 | 32.3 | 1 | 1 | 54 | 0 | W | 34-20 |
| 09/20 | at Chargers | P | 5 | 221 | 44.2 | 1 | 3 | 198 | 39.6 | 1 | 2 | 55 | 0 | W | 23-20+ |
| 09/28 | at Ravens | P | 1 | 58 | 58.0 | 1 | 16 | 42 | 42.0 | 0 | 0 | 58 | 0 | W | 34-20 |
| 10/05 | Patriots | P | 4 | 243 | 60.8 | 1 | 12 | 191 | 47.8 | 2 | 1 | 65 | 0 | W | 26-10 |
| 10/11 | Raiders | P | 5 | 244 | 48.8 | 0 | 0 | 224 | 44.8 | 1 | 1 | 67 | 0 | L | 32-40 |
| 10/19 | at Bills | P | 2 | 80 | 40.0 | 1 | 24 | 56 | 28.0 | 0 | 1 | 42 | 0 | W | 26-17 |
| 10/25 | at Broncos | P | 3 | 133 | 44.3 | 1 | 0 | 133 | 44.3 | 0 | 2 | 57 | 0 | W | 43-16 |
| 11/01 | Jets | P | 3 | 122 | 40.7 | 0 | 0 | 102 | 34.0 | 1 | 1 | 44 | 0 | W | 35-9 |
| 11/08 | Panthers | P | 1 | 36 | 36.0 | 0 | 0 | 36 | 36.0 | 0 | 1 | 36 | 0 | W | 33-31 |
| 11/22 | at Raiders | P | 2 | 107 | 53.5 | 2 | 11 | 96 | 48.0 | 0 | 0 | 55 | 0 | W | 35-31 |
| 11/29 | at Buccaneers | P | 4 | 159 | 39.8 | 1 | 2 | 157 | 39.3 | 0 | 1 | 54 | 0 | W | 27-24 |
| 12/06 | Broncos | P | 3 | 112 | 37.3 | 1 | -2 | 114 | 38.0 | 0 | 2 | 43 | 0 | W | 22-16 |
| 12/13 | at Dolphins | P | 4 | 198 | 49.5 | 3 | 8 | 190 | 47.5 | 0 | 1 | 58 | 0 | W | 33-27 |
| 12/20 | at Saints | P | 6 | 243 | 40.5 | 2 | 26 | 217 | 36.2 | 0 | 3 | 61 | 0 | W | 32-29 |
| 12/27 | Falcons | P | 4 | 165 | 41.3 | 0 | 0 | 165 | 41.3 | 0 | 3 | 58 | 0 | W | 17-14 |
| 01/03 | Chargers | P | 2 | 82 | 41.0 | 0 | 0 | 82 | 41.0 | 0 | 0 | 44 | 0 | L | 21-38 |
| 2020 TOTALS | | | 16 | 52 | 2,339 | 45.0 | 15 | 119 | 2,100 | 40.4 | 6 | 20 | 67 | 0 | 14-2 |

+ - Overtime

2021 GAME-BY-GAME REGULAR-SEASON STATISTICS (CHIEFS)

| DATE | OPPONENT | | NO. | YDS. | AVG. | OPP. RET. | YDS. | NET YDS. | AVG | TB | IN20 | LG | BK | W/L | SCORE |
|--------------------|------------------|---|-----------|-----------|--------------|-------------|------------------|-----------|--------------|-------------|----------|-----------|-----------|----------|-------------|
| 09/12 | Browns | P | 2 | 91 | 45.5 | 1 | 4 | 87 | 43.5 | 0 | 2 | 47 | 0 | W | 33-29 |
| 09/19 | at Ravens | P | 3 | 135 | 45.0 | 1 | 16 | 119 | 39.7 | 0 | 0 | 54 | 0 | L | 35-36 |
| 09/26 | Chargers | P | 1 | 51 | 51.0 | 1 | 0 | 51 | 51.0 | 0 | 0 | 51 | 0 | L | 24-30 |
| 10/03 | at Eagles | P | 0 | 0 | 0.0 | 0 | 0 | 0 | 0.0 | 0 | 0 | 0 | 0 | W | 42-30 |
| 10/10 | Bills | P | 2 | 88 | 44.0 | 1 | 7 | 81 | 40.5 | 0 | 1 | 46 | 0 | L | 20-38 |
| 10/17 | at Football Team | P | 2 | 53 | 26.5 | 0 | 0 | 53 | 26.5 | 0 | 1 | 34 | 0 | W | 31-13 |
| 10/24 | at Titans | P | 2 | 93 | 46.5 | 0 | 0 | 93 | 46.5 | 0 | 1 | 52 | 0 | L | 3-27 |
| 11/01 | Giants | P | 4 | 203 | 50.8 | 2 | 0 | 203 | 50.8 | 0 | 4 | 58 | 0 | W | 20-17 |
| 11/07 | Packers | P | 6 | 341 | 56.8 | 3 | 15 | 326 | 54.3 | 0 | 5 | 64 | 0 | W | 13-7 |
| 11/14 | at Raiders | P | 1 | 42 | 42.0 | 0 | 0 | 42 | 42.0 | 0 | 0 | 42 | 0 | W | 41-14 |
| 11/21 | Cowboys | P | 3 | 166 | 55.3 | 2 | 7 | 139 | 46.3 | 1 | 1 | 68 | 0 | W | 19-9 |
| 12/05 | Broncos | P | 4 | 190 | 47.5 | 3 | 6 | 184 | 46.0 | 0 | 3 | 54 | 0 | W | 22-9 |
| 12/12 | Raiders | P | 1 | 52 | 52.0 | 1 | 6 | 46 | 46.0 | 0 | 1 | 52 | 0 | W | 48-9 |
| 12/16 | at Chargers | P | 1 | 32 | 32.0 | 0 | 0 | 32 | 32.0 | 0 | 0 | 32 | 0 | W | 34-28+ |
| 12/26 | Steelers | | | | | | | | | | | | | W | 36-10 |
| | | | | | | | RESERVE/COVID-19 | | | | | | | | |
| 01/02 | at Bengals | P | 3 | 108 | 36.0 | 1 | 3 | 105 | 35.0 | 0 | 1 | 42 | 0 | L | 31-34 |
| 01/08 | at Broncos | P | 2 | 101 | 50.5 | 0 | 0 | 61 | 30.5 | 2 | 0 | 58 | 0 | W | 28-24 |
| 2021 TOTALS | | | 16 | 37 | 1,746 | 47.2 | 16 | 64 | 1,622 | 43.8 | 3 | 20 | 68 | 0 | 12-5 |

+ - Overtime

2022 GAME-BY-GAME REGULAR-SEASON STATISTICS (CHIEFS)

| DATE | OPPONENT | | NO. | YDS. | AVG. | OPP. RET. | YDS. | NET YDS. | AVG | TB | IN20 | LG | BK | W/L | SCORE |
|--------------------|---------------|---|-----------|-----------|--------------|-------------|-----------|------------|--------------|-------------|----------|-----------|-----------|----------|-------------|
| 09/11 | at Cardinals | P | 2 | 108 | 54.0 | 1 | -1 | 89 | 44.5 | 1 | 0 | 58 | 0 | W | 44-21 |
| 09/15 | Chargers | P | 6 | 333 | 55.5 | 2 | 17 | 296 | 49.3 | 1 | 3 | 74 | 0 | W | 27-24 |
| 09/25 | at Colts | P | 3 | 170 | 56.7 | 1 | 10 | 160 | 53.3 | 0 | 2 | 65 | 0 | L | 17-20 |
| 10/02 | at Buccaneers | P | 1 | 43 | 43.0 | 0 | 0 | 43 | 43.0 | 0 | 0 | 43 | 0 | W | 41-31 |
| 10/10 | Raiders | P | 3 | 145 | 48.3 | 1 | 3 | 142 | 47.3 | 0 | 1 | 60 | 0 | W | 30-29 |
| 10/16 | Bills | P | 3 | 173 | 57.7 | 2 | 6 | 167 | 55.7 | 0 | 1 | 60 | 0 | L | 20-24 |
| 10/23 | at 49ers | P | 1 | 33 | 33.0 | 0 | 0 | 33 | 33.0 | 0 | 1 | 33 | 0 | W | 44-23 |
| 11/06 | Titans | P | 6 | 283 | 47.2 | 2 | 11 | 252 | 42.0 | 1 | 2 | 53 | 0 | W | 20-17+ |
| 11/13 | Jaguars | P | 2 | 91 | 45.5 | 1 | 19 | 72 | 36.0 | 0 | 1 | 51 | 0 | W | 27-17 |
| 11/20 | at Chargers | P | 2 | 92 | 46.0 | 0 | 0 | 92 | 46.0 | 0 | 0 | 50 | 0 | W | 30-27 |
| 11/27 | Rams | P | 1 | 49 | 49.0 | 0 | 0 | 49 | 49.0 | 0 | 1 | 49 | 0 | W | 26-10 |
| 12/04 | at Bengals | P | 1 | 55 | 55.0 | 1 | 10 | 45 | 45.0 | 0 | 0 | 55 | 0 | L | 24-27 |
| 12/11 | at Broncos | P | 3 | 199 | 66.3 | 1 | 21 | 158 | 52.7 | 1 | 1 | 76 | 0 | W | 34-28 |
| 12/18 | at Texans | P | 4 | 193 | 48.3 | 3 | 23 | 170 | 42.5 | 0 | 2 | 57 | 0 | W | 30-24+ |
| 12/24 | Seahawks | P | 6 | 246 | 41.0 | 2 | 12 | 234 | 39.0 | 0 | 3 | 56 | 0 | W | 24-10 |
| 01/01 | Broncos | P | 5 | 263 | 52.6 | 3 | 37 | 226 | 45.2 | 0 | 1 | 60 | 0 | W | 27-24 |
| 01/07 | at Raiders | P | 4 | 196 | 49.0 | 2 | 8 | 188 | 47.0 | 0 | 3 | 61 | 0 | W | 31-13 |
| 2022 TOTALS | | | 17 | 53 | 2,672 | 50.4 | 22 | 176 | 2,416 | 45.6 | 4 | 22 | 76 | 0 | 14-3 |

+ - Overtime

2020 GAME-BY-GAME POSTSEASON STATISTICS (CHIEFS)

| DATE | OPPONENT | | NO. | YDS. | AVG. | OPP. RET. | YDS. | NET YDS. | AVG | TB | IN20 | LG | BK | W/L | SCORE |
|--------------------|---------------|---|----------|----------|------------|-------------|----------|----------|------------|-------------|----------|----------|-----------|----------|------------|
| 01/17 | Browns | P | 0 | 0 | 0.0 | 0 | 0 | 0 | 0.0 | 0 | 0 | 0 | 0 | W | 22-17 |
| 01/24 | Bills | P | 1 | 44 | 44.0 | 1 | 0 | 44 | 44.0 | 0 | 1 | 44 | 0 | W | 38-24 |
| 02/07 | at Buccaneers | P | 3 | 107 | 35.7 | 0 | 0 | 87 | 29.0 | 1 | 0 | 51 | 0 | L | 9-31 |
| 2020 TOTALS | | | 3 | 4 | 151 | 37.8 | 1 | 0 | 131 | 32.8 | 1 | 1 | 51 | 0 | 2-1 |



2021 GAME-BY-GAME POSTSEASON STATISTICS (CHIEFS)

| DATE | OPPONENT | | NO. | YDS. | AVG. | OPP. RET. | YDS. | NET YDS. | AVG | TB | IN20 | LG | BK | W/L | SCORE |
|--------------------|----------|---|----------|-----------|------------|--------------|----------|-------------|------------|-------------|----------|----------|-----------|----------|------------|
| 01/16 | Steelers | P | 4 | 138 | 34.5 | 2 | 13 | 125 | 31.3 | 0 | 3 | 41 | 0 | W | 42-21 |
| 01/23 | Bills | P | 2 | 88 | 44.0 | 0 | 0 | 88 | 44.0 | 0 | 1 | 50 | 0 | W | 42-36+ |
| 01/30 | Bengals | P | 4 | 209 | 52.3 | 2 | 22 | 167 | 41.8 | 1 | 1 | 57 | 0 | L | 24-27+ |
| 2021 TOTALS | | | 3 | 10 | 435 | 43.5 | 4 | 35 | 380 | 38.0 | 1 | 5 | 57 | 0 | 2-1 |

+ - Overtime

2022 GAME-BY-GAME POSTSEASON STATISTICS (CHIEFS)

| DATE | OPPONENT | | NO. | YDS. | AVG. | OPP. RET. | YDS. | NET YDS. | AVG | TB | IN20 | LG | BK | W/L | SCORE |
|--------------------|-----------|---|----------|-----------|------------|--------------|----------|-------------|------------|-------------|----------|----------|-----------|----------|------------|
| 01/21 | Jaguars | P | 4 | 203 | 50.8 | 3 | 23 | 180 | 45.0 | 0 | 2 | 60 | 0 | W | 27-20 |
| 01/29 | Bengals | P | 4 | 151 | 37.8 | 1 | 5 | 146 | 36.5 | 0 | 3 | 44 | 0 | W | 23-20 |
| 02/12 | at Eagles | P | 2 | 98 | 49.0 | 2 | 35 | 63 | 31.5 | 0 | 0 | 50 | 0 | W | 38-35 |
| 2022 TOTALS | | | 3 | 10 | 452 | 45.2 | 6 | 63 | 389 | 38.9 | 0 | 5 | 60 | 0 | 3-0 |



DRUE TRANQUILL

LINEBACKER #23
NOTRE DAME



5TH YEAR IN THE NFL

1ST YEAR WITH THE CHIEFS

HEIGHT: 6'2"
WEIGHT: 234 LBS
DRAFTED: FA-23
BIRTHDAY: 8/15/95

- Fifth-year linebacker enters his first season with the Chiefs in 2023.
- Originally entered the NFL as a fourth-round pick (130th overall) by the Los Angeles Chargers in the 2019 NFL Draft.

Transactions:

Signed with Kansas City (3/21/23) ... Originally entered the NFL as a fourth-round pick (130th overall) by the Los Angeles Chargers in the 2019 NFL Draft.

COLLEGE

Was a linebacker at Notre Dame (2014-19) ... Played in 52 games for Notre Dame recording 292 tackles, 25 TFLs, three interceptions, one forced fumble and five fumble recoveries ... Received the following honors: Notre Dame captain (2018, 2017), William V. Campbell Trophy Finalist (2018), National Football Foundation National Scholar-Athlete Award (2018), Wuerffel Trophy Recipient (2018), Butkus Award Watch List (2018), Lott Trophy Watch List (2018), CoSIDA Second Team Academic All-American (2018), Senior Bowl Participant (2018), CoSIDA Academic All-District (2015, 2016, 2017, 2018), Wuerffel Trophy Finalist (2017), Rockne Student-Athlete Award (2016, 2017, 2018), Pop Warner College Football Award Finalist (2017), Senior CLASS Award Nominee (2017), CoSIDA First Team Academic All-American (2016) and Notre Dame Newcomer of the Year: Defense (2014).

PERSONAL

- Rated as 171st best player nationally in high school by Scout.com.
- Named to Indiana Football Coaches Association Top 50 for 2013.
- First-team Indiana Class 6A all-state at linebacker by Associated Press.
- Named Fort Wayne News-Sentinel Football Player of the Year for 2013.
- Made 75 tackles, including 16 tackles for loss, to go with four sacks and an interception as a senior linebacker in 2013 at Carroll High School in Fort Wayne, Indiana.
- Carried 114 times for 1,420 yards and 28 TDs while averaging 12.3 yards per carry in high school.
- Helped Carroll to 9-3 campaign in 2013 in its first season in Indiana Class 6A and spot in playoff semifinals.
- Pushed Carroll to two straight state sectional titles in 2012 and 2013.
- Rushed for 245 yards and five TDs in one 51-34 victory in 2013 against Homestead.
- Named to Fort Wayne News Sentinel all-area team as a senior as a running back.
- Participated in U.S. Army All-American Bowl combine as junior.
- Honorable mention Associated Press Class 5A all-state pick as junior in 2012 at defensive back.
- Also an outstanding baseball player in high school.
- Named to Fort Wayne News-Sentinel 2013 all-area baseball squad after hitting .403 with four home runs, 21 runs scored, 19 RBI and 16 stolen bases.
- Married the former Jackie Gindt on July 14, 2018 in Fort Wayne.
- Graduated in May 2018 with a degree in mechanical engineering from the College of Engineering.

DRUE TRANQUILL'S NFL REGULAR SEASON DEFENSIVE STATISTICS

| DATE | TEAM | GP | GS | TACKLES | | | | | | | INTERCEPTIONS | | | | | O. FUMB | | | | | ST | | | | MISC | | |
|-------------------|----------|-----------|-----------|------------|------------|-----------|-----------|-----------|------------|-------------|---------------|----------|-----------|-----------|----------|----------|----------|----------|----------|----------|-----------|-----------|----------|----------|----------|----------|----------|
| | | | | TK | S | A | TFL | YDS | SK | YDS | QBH | NO | YDS | LG | TD | PD | FF | FR | TD | YDS | TK | S | A | FF | FR | S | A |
| 2019 | Chargers | 15 | 3 | 64 | 50 | 14 | 4 | 10 | 0.0 | 0.0 | 0 | 0 | 0 | 0 | 0 | 1 | 0 | 0 | 0 | 0 | 11 | 11 | 0 | 0 | 0 | 0 | 0 |
| 2020 | Chargers | 1 | 1 | 1 | 1 | 0 | 0 | 0 | 0.0 | 0.0 | 0 | 0 | 0 | 0 | 0 | 0 | 0 | 0 | 0 | 0 | 0 | 0 | 0 | 0 | 0 | 0 | |
| 2021 | Chargers | 14 | 7 | 70 | 42 | 28 | 5 | 22 | 1.5 | 14.0 | 3 | 0 | 0 | 0 | 1 | 0 | 1 | 0 | 0 | 6 | 3 | 3 | 0 | 0 | 0 | 0 | |
| 2022 | Chargers | 17 | 16 | 143 | 92 | 51 | 9 | 34 | 5.0 | 27.0 | 8 | 1 | 20 | 20 | 0 | 4 | 1 | 0 | 0 | 0 | 2 | 2 | 0 | 0 | 0 | 0 | |
| NFL TOTALS | | 47 | 27 | 278 | 185 | 93 | 18 | 66 | 6.5 | 41.0 | 11 | 1 | 20 | 20 | 0 | 6 | 1 | 1 | 0 | 0 | 19 | 16 | 3 | 0 | 0 | 0 | 0 |



DRUE TRANQUILL'S NFL POSTSEASON DEFENSIVE STATISTICS

| DATE | TEAM | GP | GS | TACKLES | | | | | | | | INTERCEPTIONS | | | | | O. FUMB | | | | ST | | | | MISC | | |
|-------------------|----------|----------|----------|----------|----------|----------|----------|----------|------------|------------|----------|---------------|-----------|-----------|----------|----------|----------|----------|----------|----------|----------|----------|----------|----------|----------|----------|---|
| | | | | TK | S | A | TFL | YDS | SK | YDS | QBH | NO | YDS | LG | TD | PD | FF | FR | TD | YDS | TK | S | A | FF | FR | S | A |
| 2022 | Chargers | 1 | 1 | 5 | 5 | 0 | 0 | 0 | 0.0 | 0.0 | 0 | 1 | 15 | 15 | 0 | 1 | 0 | 0 | 0 | 0 | 0 | 0 | 0 | 0 | 0 | 0 | 0 |
| NFL TOTALS | | 1 | 1 | 5 | 5 | 0 | 0 | 0 | 0.0 | 0.0 | 0 | 1 | 15 | 15 | 0 | 1 | 0 | 0 | 0 | 0 | 0 | 0 | 0 | 0 | 0 | 0 | |

SINGLE-GAME HIGHS: DEFENSIVE

| | | | |
|------------------------|-----------------------------------------------------------------------------------------------------------------------------------------------------------------------------------------|------------------------------|---------------------------------------------------------------------------------------------------------------------------------------------------------------------------------|
| Total Tackles | 14 at Oakland, Nov 07, 2019 10 at Cincinnati, Dec 05, 2021 10 vs. Cleveland, Oct 10, 2021 9 at Philadelphia, Nov 07, 2021 8 at Kansas City, Sep 26, 2021 ...1 more at 8. | Fumble Recoveries | 1 vs. Kansas City, Dec 16, 2021 3 at Denver, Dec 01, 2019 1 at Houston, Dec 26, 2021 1 at Cincinnati, Dec 05, 2021 1 vs. Cleveland, Oct 10, 2021 ...3 more at 1. |
| Solo Tackles | 7 at Jacksonville, Dec 08, 2019 7 at Denver, Dec 01, 2019 6 at Cincinnati, Dec 05, 2021 6 vs. Cleveland, Oct 10, 2021 ...2 more at 6. | Special Teams Tackles | 2 vs. Green Bay, Nov 03, 2019 2 at Chicago, Oct 27, 2019 1 at Las Vegas, Jan 09, 2022 1 vs. N.Y. Giants, Dec 12, 2021 ...11 more at 1. |
| Sacks | 1.0 at Cincinnati, Dec 05, 2021 0.5 at Kansas City, Sep 26, 2021 | | |
| Passes Defensed | 1 at Cincinnati, Dec 05, 2021 1 at Chicago, Oct 27, 2019 | | |

2019 GAME-BY-GAME REGULAR-SEASON STATISTICS (CHARGERS)

| DATE | OPPONENT | P/S | TACKLES | | | | | | | | INTERCEPTIONS | | | | | O. FUMB | | | | ST | | | | MISC | | W/L | SCORE | | | |
|--------------------|-------------|-------------|-----------|-----------|-----------|------------|------------|----------|-----------|----------|---------------|----------|----------|----------|----------|----------|----------|----------|----------|-----------|-----------|----------|----------|----------|----------|----------|----------|-------------|-------|--------|
| | | | TK | S | A | SK | YDS | TFL | YDS | QBH | NO | YDS | LG | TD | PD | FF | FR | TD | YDS | TK | S | A | FF | FR | S | | | A | | |
| 09/08 | Colts | P | 0 | 0 | 0 | 0.0 | 0.0 | 0 | 0 | 0 | 0 | 0 | 0 | 0 | 0 | 0 | 0 | 0 | 0 | 0 | 1 | 1 | 0 | 0 | 0 | 0 | 0 | 0 | W | 30-24+ |
| 09/15 | at Lions | P | 0 | 0 | 0 | 0.0 | 0.0 | 0 | 0 | 0 | 0 | 0 | 0 | 0 | 0 | 0 | 0 | 0 | 0 | 0 | 0 | 0 | 0 | 0 | 0 | 0 | 0 | L | 10-13 | |
| 09/22 | Texans | P | 0 | 0 | 0 | 0.0 | 0.0 | 0 | 0 | 0 | 0 | 0 | 0 | 0 | 0 | 0 | 0 | 0 | 0 | 1 | 1 | 0 | 0 | 0 | 0 | 0 | 0 | L | 20-27 | |
| 09/29 | at Dolphins | P | 2 | 2 | 0 | 0.0 | 0.0 | 0 | 0 | 0 | 0 | 0 | 0 | 0 | 0 | 0 | 0 | 0 | 0 | 1 | 1 | 0 | 0 | 0 | 0 | 0 | 0 | W | 30-10 | |
| 10/06 | Broncos | P | 6 | 4 | 2 | 0.0 | 0.0 | 0 | 0 | 0 | 0 | 0 | 0 | 0 | 0 | 0 | 0 | 0 | 1 | 1 | 0 | 0 | 0 | 0 | 0 | 0 | L | 13-20 | | |
| 10/13 | Steelers | P | 4 | 2 | 2 | 0.0 | 0.0 | 1 | 1 | 0 | 0 | 0 | 0 | 0 | 0 | 0 | 0 | 0 | 1 | 1 | 0 | 0 | 0 | 0 | 0 | 0 | L | 17-24 | | |
| 10/20 | at Titans | P | 1 | 1 | 0 | 0.0 | 0.0 | 0 | 0 | 0 | 0 | 0 | 0 | 0 | 0 | 0 | 0 | 0 | 0 | 0 | 0 | 0 | 0 | 0 | 0 | 0 | L | 20-23 | | |
| 10/27 | at Bears | P | 4 | 4 | 0 | 0.0 | 0.0 | 0 | 0 | 0 | 0 | 0 | 0 | 0 | 1 | 0 | 0 | 0 | 0 | 2 | 2 | 0 | 0 | 0 | 0 | 0 | W | 17-16 | | |
| 11/03 | Packers | P | 3 | 3 | 0 | 0.0 | 0.0 | 0 | 0 | 0 | 0 | 0 | 0 | 0 | 0 | 0 | 0 | 0 | 0 | 2 | 2 | 0 | 0 | 0 | 0 | 0 | W | 26-11 | | |
| 11/07 | at Raiders | S | 14 | 6 | 8 | 0.0 | 0.0 | 0 | 0 | 0 | 0 | 0 | 0 | 0 | 0 | 0 | 0 | 0 | 0 | 0 | 0 | 0 | 0 | 0 | 0 | 0 | L | 24-26 | | |
| 11/18 | Chiefs | | | | | | | | | | | | | | | | | | | | | | | | | | L | 17-24 | | |
| 12/01 | at Broncos | S | 7 | 7 | 0 | 0.0 | 0.0 | 3 | 9 | 0 | 0 | 0 | 0 | 0 | 0 | 0 | 0 | 0 | 0 | 0 | 0 | 0 | 0 | 0 | 0 | 0 | L | 20-23 | | |
| 12/08 | at Jaguars | S | 8 | 7 | 1 | 0.0 | 0.0 | 0 | 0 | 0 | 0 | 0 | 0 | 0 | 0 | 0 | 0 | 0 | 0 | 0 | 0 | 0 | 0 | 0 | 0 | 0 | W | 45-10 | | |
| 12/15 | Vikings | P | 4 | 4 | 0 | 0.0 | 0.0 | 0 | 0 | 0 | 0 | 0 | 0 | 0 | 0 | 0 | 0 | 0 | 0 | 0 | 0 | 0 | 0 | 0 | 0 | 0 | L | 10-39 | | |
| 12/22 | Raiders | P | 6 | 5 | 1 | 0.0 | 0.0 | 0 | 0 | 0 | 0 | 0 | 0 | 0 | 0 | 0 | 0 | 0 | 1 | 1 | 0 | 0 | 0 | 0 | 0 | 0 | L | 17-24 | | |
| 12/29 | at Chiefs | P | 5 | 5 | 0 | 0.0 | 0.0 | 0 | 0 | 0 | 0 | 0 | 0 | 0 | 0 | 0 | 0 | 0 | 1 | 1 | 0 | 0 | 0 | 0 | 0 | 0 | L | 21-31 | | |
| 2019 TOTALS | | 15-3 | 64 | 50 | 14 | 0.0 | 0.0 | 4 | 10 | 0 | 0 | 0 | 0 | 0 | 1 | 0 | 0 | 0 | 0 | 11 | 11 | 0 | 0 | 0 | 0 | 0 | 0 | 5-11 | | |

+ - Overtime

2020 GAME-BY-GAME REGULAR-SEASON STATISTICS (CHARGERS)

| DATE | OPPONENT | P/S | TACKLES | | | | | | | | INTERCEPTIONS | | | | | O. FUMB | | | | ST | | | | MISC | | W/L | SCORE | | |
|--------------------|---------------|------------|----------|----------|----------|------------|------------|----------|----------|----------|---------------|----------|----------|----------|----------|----------|----------|----------|----------|----------|----------|----------|----------|----------|----------|----------|----------|------------|-------|
| | | | TK | S | A | SK | YDS | TFL | YDS | QBH | NO | YDS | LG | TD | PD | FF | FR | TD | YDS | TK | S | A | FF | FR | S | | | A | |
| 09/13 | at Bengals | S | 1 | 1 | 0 | 0.0 | 0.0 | 0 | 0 | 0 | 0 | 0 | 0 | 0 | 0 | 0 | 0 | 0 | 0 | 0 | 0 | 0 | 0 | 0 | 0 | 0 | 0 | W | 16-13 |
| 09/20 | Chiefs | | | | | | | | | | | | | | | | | | | | | | | | | | L | 20-23+ | |
| 09/27 | Panthers | | | | | | | | | | | | | | | | | | | | | | | | | | L | 16-21 | |
| 10/04 | at Buccaneers | | | | | | | | | | | | | | | | | | | | | | | | | | L | 31-38 | |
| 10/12 | at Saints | | | | | | | | | | | | | | | | | | | | | | | | | | L | 27-30+ | |
| 10/25 | Jaguars | | | | | | | | | | | | | | | | | | | | | | | | | | W | 39-29 | |
| 11/01 | at Broncos | | | | | | | | | | | | | | | | | | | | | | | | | | L | 30-31 | |
| 11/08 | Raiders | | | | | | | | | | | | | | | | | | | | | | | | | | L | 26-31 | |
| 11/15 | at Dolphins | | | | | | | | | | | | | | | | | | | | | | | | | | L | 21-29 | |
| 11/22 | Jets | | | | | | | | | | | | | | | | | | | | | | | | | | W | 34-28 | |
| 11/29 | at Bills | | | | | | | | | | | | | | | | | | | | | | | | | | L | 17-27 | |
| 12/06 | Patriots | | | | | | | | | | | | | | | | | | | | | | | | | | L | 0-45 | |
| 12/13 | Falcons | | | | | | | | | | | | | | | | | | | | | | | | | | W | 20-17 | |
| 12/17 | at Raiders | | | | | | | | | | | | | | | | | | | | | | | | | | W | 30-27+ | |
| 12/27 | Broncos | | | | | | | | | | | | | | | | | | | | | | | | | | W | 19-16 | |
| 01/03 | at Chiefs | | | | | | | | | | | | | | | | | | | | | | | | | | W | 38-21 | |
| 2020 TOTALS | | 1-1 | 1 | 1 | 0 | 0.0 | 0.0 | 0 | 0 | 0 | 0 | 0 | 0 | 0 | 0 | 0 | 0 | 0 | 0 | 0 | 0 | 0 | 0 | 0 | 0 | 0 | 0 | 7-9 | |

+ - Overtime



2021 GAME-BY-GAME REGULAR-SEASON STATISTICS (CHARGERS)

| DATE | OPPONENT | P/S | TACKLES | | | | | | | | INTERCEPTIONS | | | | | O. FUMB | | | | ST | | | | | MISC | | W/L | SCORE | | | | | |
|--------------------|------------------|-----|--------------|-----------|-----------|-----------|------------|-------------|----------|-----------|---------------|----------|----------|----------|----------|----------|----------|----------|----------|----------|----------|----------|----------|----------|----------|----------|----------|----------|----------|----------|----------|----------|------------|
| | | | TK | S | A | SK | YDS | TFL | YDS | QBH | NO | YDS | LG | TD | PD | FF | FR | TD | YDS | TK | S | A | FF | FR | S | A | | | | | | | |
| 09/12 | at Football Team | P | 0 | 0 | 0 | 0.0 | 0.0 | 0 | 0 | 0 | 0 | 0 | 0 | 0 | 0 | 0 | 0 | 0 | 1 | 0 | 1 | 0 | 0 | 0 | 0 | W | 20-16 | | | | | | |
| 09/19 | Cowboys | P | 3 | 3 | 0 | 0.0 | 0.0 | 1 | 2 | 0 | 0 | 0 | 0 | 0 | 0 | 0 | 0 | 0 | 0 | 0 | 0 | 0 | 0 | 0 | 0 | L | 17-20 | | | | | | |
| 09/26 | at Chiefs | P | 8 | 6 | 2 | 0.5 | 4.0 | 1 | 1 | 1 | 0 | 0 | 0 | 0 | 0 | 0 | 0 | 0 | 0 | 0 | 0 | 0 | 0 | 0 | 0 | W | 30-24 | | | | | | |
| 10/04 | Raiders | S | 5 | 2 | 3 | 0.0 | 0.0 | 0 | 0 | 1 | 0 | 0 | 0 | 0 | 0 | 0 | 0 | 0 | 0 | 0 | 0 | 0 | 0 | 0 | 0 | W | 28-14 | | | | | | |
| 10/10 | Browns | S | 10 | 6 | 4 | 0.0 | 0.0 | 1 | 5 | 0 | 0 | 0 | 0 | 0 | 0 | 0 | 0 | 0 | 1 | 1 | 0 | 0 | 0 | 0 | 0 | W | 47-42 | | | | | | |
| 10/17 | at Ravens | | INACTIVE | | | | | | | | | | | | | | | | | | | | L | 6-34 | | | | | | | | | |
| 10/31 | Patriots | P | 4 | 2 | 2 | 0.0 | 0.0 | 0 | 0 | 0 | 0 | 0 | 0 | 0 | 0 | 0 | 0 | 0 | 0 | 1 | 1 | 0 | 0 | 0 | 0 | L | 24-27 | | | | | | |
| 11/07 | at Eagles | P | 9 | 4 | 5 | 0.0 | 0.0 | 0 | 0 | 0 | 0 | 0 | 0 | 0 | 0 | 0 | 0 | 0 | 0 | 0 | 0 | 0 | 0 | 0 | 0 | W | 27-24 | | | | | | |
| 11/14 | Vikings | | DID NOT PLAY | | | | | | | | | | | | | | | | | | | | L | 20-27 | | | | | | | | | |
| 11/21 | Steelers | P | 1 | 1 | 0 | 0.0 | 0.0 | 0 | 0 | 0 | 0 | 0 | 0 | 0 | 0 | 0 | 0 | 0 | 0 | 0 | 0 | 0 | 0 | 0 | 0 | W | 41-37 | | | | | | |
| 11/28 | at Broncos | S | 3 | 1 | 2 | 0.0 | 0.0 | 0 | 0 | 0 | 0 | 0 | 0 | 0 | 0 | 0 | 0 | 0 | 1 | 1 | 0 | 0 | 0 | 0 | 0 | L | 13-28 | | | | | | |
| 12/05 | at Bengals | S | 10 | 6 | 4 | 1.0 | 10.0 | 1 | 10 | 1 | 0 | 0 | 0 | 0 | 1 | 0 | 0 | 0 | 0 | 0 | 0 | 0 | 0 | 0 | 0 | W | 41-22 | | | | | | |
| 12/12 | Giants | S | 5 | 1 | 4 | 0.0 | 0.0 | 0 | 0 | 0 | 0 | 0 | 0 | 0 | 0 | 0 | 0 | 0 | 1 | 0 | 1 | 0 | 0 | 0 | 0 | W | 37-21 | | | | | | |
| 12/16 | Chiefs | P | 3 | 2 | 1 | 0.0 | 0.0 | 0 | 0 | 0 | 0 | 0 | 0 | 0 | 0 | 0 | 1 | 0 | 0 | 0 | 0 | 0 | 0 | 0 | 0 | L | 28-34+ | | | | | | |
| 12/26 | at Texans | S | 5 | 5 | 0 | 0.0 | 0.0 | 1 | 4 | 0 | 0 | 0 | 0 | 0 | 0 | 0 | 0 | 0 | 0 | 0 | 0 | 0 | 0 | 0 | 0 | L | 29-41 | | | | | | |
| 01/02 | Broncos | | INACTIVE | | | | | | | | | | | | | | | | | | | | W | 34-13 | | | | | | | | | |
| 01/09 | at Raiders | S | 4 | 3 | 1 | 0.0 | 0.0 | 0 | 0 | 0 | 0 | 0 | 0 | 0 | 0 | 0 | 0 | 0 | 1 | 0 | 1 | 0 | 0 | 0 | 0 | L | 32-35+ | | | | | | |
| 2021 TOTALS | | | 14-7 | 70 | 42 | 28 | 1.5 | 14.0 | 5 | 22 | 3 | 0 | 0 | 0 | 0 | 1 | 0 | 1 | 0 | 0 | 6 | 3 | 3 | 0 | 0 | 0 | 0 | 0 | 0 | 0 | 0 | 0 | 9-8 |

+ - Overtime

2022 GAME-BY-GAME REGULAR-SEASON STATISTICS (CHARGERS)

| DATE | OPPONENT | P/S | TACKLES | | | | | | | | INTERCEPTIONS | | | | | O. FUMB | | | | ST | | | | | MISC | | W/L | SCORE | | | | |
|--------------------|--------------|-----|--------------|------------|-----------|-----------|------------|-------------|----------|-----------|---------------|----------|-----------|-----------|----------|----------|----------|----------|----------|----------|----------|----------|----------|----------|----------|----------|----------|----------|----------|----------|----------|-------------|
| | | | TK | S | A | SK | YDS | TFL | YDS | QBH | NO | YDS | LG | TD | PD | FF | FR | TD | YDS | TK | S | A | FF | FR | S | A | | | | | | |
| 09/11 | Raiders | S | 5 | 3 | 2 | 0.0 | 0.0 | 0 | 0 | 0 | 1 | 20 | 20 | 0 | 1 | 0 | 0 | 0 | 0 | 1 | 1 | 0 | 0 | 0 | 0 | 0 | W | 24-19 | | | | |
| 09/15 | at Chiefs | S | 6 | 4 | 2 | 0.0 | 0.0 | 0 | 0 | 0 | 0 | 0 | 0 | 0 | 0 | 0 | 0 | 0 | 0 | 0 | 0 | 0 | 0 | 0 | 0 | 0 | L | 24-27 | | | | |
| 09/25 | Jaguars | P | 11 | 9 | 2 | 0.0 | 0.0 | 0 | 0 | 0 | 0 | 0 | 0 | 0 | 1 | 0 | 0 | 0 | 0 | 1 | 1 | 0 | 0 | 0 | 0 | 0 | L | 10-38 | | | | |
| 10/02 | at Texans | S | 11 | 5 | 6 | 0.0 | 0.0 | 0 | 0 | 1 | 0 | 0 | 0 | 0 | 0 | 0 | 0 | 0 | 0 | 0 | 0 | 0 | 0 | 0 | 0 | 0 | W | 34-24 | | | | |
| 10/09 | at Browns | S | 6 | 3 | 3 | 0.0 | 0.0 | 0 | 0 | 0 | 0 | 0 | 0 | 0 | 0 | 0 | 0 | 0 | 0 | 0 | 0 | 0 | 0 | 0 | 0 | 0 | W | 30-28 | | | | |
| 10/17 | Broncos | S | 8 | 6 | 2 | 2.0 | 13.0 | 2 | 13 | 3 | 0 | 0 | 0 | 0 | 0 | 0 | 0 | 0 | 0 | 0 | 0 | 0 | 0 | 0 | 0 | 0 | W | 19-16+ | | | | |
| 10/23 | Seahawks | S | 7 | 7 | 0 | 0.0 | 0.0 | 0 | 0 | 0 | 0 | 0 | 0 | 0 | 0 | 0 | 0 | 0 | 0 | 0 | 0 | 0 | 0 | 0 | 0 | 0 | L | 23-37 | | | | |
| 11/06 | at Falcons | S | 10 | 7 | 3 | 1.0 | 7.0 | 2 | 7 | 1 | 0 | 0 | 0 | 0 | 0 | 0 | 0 | 0 | 0 | 0 | 0 | 0 | 0 | 0 | 0 | 0 | W | 20-17 | | | | |
| 11/13 | at 49ers | S | 15 | 7 | 8 | 0.0 | 0.0 | 0 | 0 | 0 | 0 | 0 | 0 | 0 | 0 | 0 | 0 | 0 | 0 | 0 | 0 | 0 | 0 | 0 | 0 | 0 | L | 16-22 | | | | |
| 11/20 | Chiefs | S | 7 | 6 | 1 | 0.0 | 0.0 | 0 | 0 | 0 | 0 | 0 | 0 | 0 | 0 | 0 | 0 | 0 | 0 | 0 | 0 | 0 | 0 | 0 | 0 | 0 | L | 27-30 | | | | |
| 11/27 | at Cardinals | S | 9 | 7 | 2 | 0.0 | 0.0 | 1 | 1 | 0 | 0 | 0 | 0 | 0 | 0 | 0 | 0 | 0 | 0 | 0 | 0 | 0 | 0 | 0 | 0 | 0 | W | 25-24 | | | | |
| 12/04 | at Raiders | S | 5 | 4 | 1 | 0.0 | 0.0 | 0 | 0 | 0 | 0 | 0 | 0 | 0 | 0 | 0 | 0 | 0 | 0 | 0 | 0 | 0 | 0 | 0 | 0 | 0 | L | 20-27 | | | | |
| 12/11 | Dolphins | S | 5 | 4 | 1 | 0.0 | 0.0 | 0 | 0 | 1 | 0 | 0 | 0 | 0 | 2 | 0 | 0 | 0 | 0 | 0 | 0 | 0 | 0 | 0 | 0 | 0 | W | 23-17 | | | | |
| 12/18 | Titans | S | 10 | 7 | 3 | 1.0 | 7.0 | 1 | 7 | 1 | 0 | 0 | 0 | 0 | 0 | 1 | 0 | 0 | 0 | 0 | 0 | 0 | 0 | 0 | 0 | 0 | W | 17-14 | | | | |
| 12/26 | at Colts | S | 11 | 4 | 7 | 1.0 | 0.0 | 0 | 0 | 1 | 0 | 0 | 0 | 0 | 0 | 0 | 0 | 0 | 0 | 0 | 0 | 0 | 0 | 0 | 0 | 0 | W | 20-3 | | | | |
| 01/01 | Rams | S | 11 | 6 | 5 | 0.0 | 0.0 | 2 | 5 | 0 | 0 | 0 | 0 | 0 | 0 | 0 | 0 | 0 | 0 | 0 | 0 | 0 | 0 | 0 | 0 | 0 | W | 31-10 | | | | |
| 01/08 | at Broncos | S | 6 | 3 | 3 | 0.0 | 0.0 | 1 | 1 | 0 | 0 | 0 | 0 | 0 | 0 | 0 | 0 | 0 | 0 | 0 | 0 | 0 | 0 | 0 | 0 | 0 | L | 28-31 | | | | |
| 2022 TOTALS | | | 17-16 | 143 | 92 | 51 | 5.0 | 27.0 | 9 | 34 | 8 | 1 | 20 | 20 | 0 | 4 | 1 | 0 | 0 | 0 | 2 | 2 | 0 | 0 | 0 | 0 | 0 | 0 | 0 | 0 | 0 | 10-7 |

+ - Overtime

2022 GAME-BY-GAME POSTSEASON STATISTICS (CHARGERS)

| DATE | OPPONENT | P/S | TACKLES | | | | | | | | INTERCEPTIONS | | | | | O. FUMB | | | | ST | | | | | MISC | | W/L | SCORE | | | | | |
|--------------------|------------|-----|------------|----------|----------|----------|------------|------------|----------|----------|---------------|----------|-----------|-----------|----------|----------|----------|----------|----------|----------|----------|----------|----------|----------|----------|----------|----------|----------|----------|----------|----------|----------|------------|
| | | | TK | S | A | SK | YDS | TFL | YDS | QBH | NO | YDS | LG | TD | PD | FF | FR | TD | YDS | TK | S | A | FF | FR | S | A | | | | | | | |
| 01/14 | at Jaguars | S | 5 | 5 | 0 | 0.0 | 0.0 | 0 | 0 | 0 | 1 | 15 | 15 | 0 | 1 | 0 | 0 | 0 | 0 | 0 | 0 | 0 | 0 | 0 | 0 | 0 | L | 30-31 | | | | | |
| 2022 TOTALS | | | 1-1 | 5 | 5 | 0 | 0.0 | 0.0 | 0 | 0 | 0 | 1 | 15 | 15 | 0 | 1 | 0 | 0 | 0 | 0 | 0 | 0 | 0 | 0 | 0 | 0 | 0 | 0 | 0 | 0 | 0 | 0 | 0-1 |




MARQUEZ VALDES-SCANTLING

WIDE RECEIVER #11
SOUTH FLORIDA

6TH YEAR IN
THE NFL

2ND YEAR WITH
THE CHIEFS

HEIGHT: 6'4"
WEIGHT: 206 LBS
DRAFTED: FA-22
BIRTHDAY: 10/10/94



➤ Sixth-year wide receiver enters his second season with the Chiefs in 2023.

➤ Originally entered the NFL as the fifth-round pick (174th Overall) by the Green Bay Packers in the 2018 NFL Draft.

Career Highlights:

➤ Joined WR James Lofton as the only players in Packers history to register 25-plus receptions and an average of 15-plus yards per catch in each of his first four NFL seasons. Led the NFL with an average of 20.9 yards per catch in 2020 (33-690), the first Packer to lead the league in that category (min. two rec. per team game) since Lofton (22.0) in 1984. Ranks No. 1 in the NFL with four TD receptions of 70-plus yards since 2019 and is tied for No. 4 in the league in receptions of 40-plus yards (18) and receiving TDs of 40-plus yards (eight) since 2018.

➤ His 15 receptions of 40-plus yards from 2018-20 were the second most by a Packer in his first three seasons among players whose careers began in the last 40 years, trailing only WR Greg Jennings (17).

➤ When he left the Packers, was tied for a franchise record of the most career games (three) with 100-plus receiving yards on three or fewer catches.

➤ Posted 38 catches for 581 yards and two TDs in 2018, an average of 15.3 yards per catch that was the top mark posted by a Green Bay rookie (min. 25 rec.) since Lofton (17.8 in 1978).

➤ Has seven games since 2018 with 85-plus receiving yards

on four or fewer catches, first in the league over that span.

➤ Has three career games with 100-plus receiving yards on three or fewer catches, the most in the NFL since 2018 and tied for the most in Packer history at the time he left the team.

➤ Led the NFL with an average of 20.9 yards per catch in 2020 (33-690), the first Packer to lead the league in that category (min. two rec. per team game) since Lofton (22.0) in 1984.

➤ Posted 38 catches for 581 yards and two TDs in 2018, an average of 15.3 yards per catch that was the top mark posted by a Green Bay rookie (min. 25 rec.) since Lofton (17.8 in 1978).

➤ Registered two 100-yard receiving games in 2018, tied for No. 2 in franchise history among rookies behind only WR Billy Howton (six in 1952) at the time.

➤ Became the first Packer since WR Max McGee in 1959 to register two 100-yard receiving games on three or fewer catches in a season and was only the third NFL player to accomplish that feat since the 1970 AFL-NFL merger (Rams WR Drew Hill, 1980; Patriots WR Stanley Morgan, 1978, 1980, 1984).

➤ Was the fifth wide receiver in Packers team history (since 1978) to play in all 48 games in his first three seasons in the NFL.

Transactions

Signed with Kansas City (3/24/22) ... Originally entered the NFL as the fifth-round pick (174th Overall) by the Green Bay Packers in the 2018 NFL Draft.

COLLEGE

Played in 25 games with 23 starts in his two seasons at South Florida (2016-17), posting 75 receptions for 1,294 yards (17.3 avg.) and 11 TDs ... His average of 17.3 yards per catch was the top mark in school history (min. 70 receptions) and his receiving-yardage total of 1,294 yards ranks No. 10 in school annals despite only playing two seasons for the Bulls ... Ranks No. 6 in school history with 11 TD catches ... In two seasons at USF, scored five TDs of 50-plus yards (catches of 95 and 64 yards and 75-yard run in 2017, catches of 77 and 51 yards in 2016) ... Scored 12 TDs for the Bulls (11 receiving, one rushing), averaging 40.5 yards on those scoring plays ... Started his collegiate career at North Carolina State (2013-14), where he played in 23 games with 11 starts and caught 44 passes for 538 yards (12.2 avg.) and a TD ... Earned his degree in communication.

PERSONAL

➤ Given name Marquez Reshard Valdes-Scantling.

➤ First name is pronounced mar-KWEZ.

➤ Born in St. Petersburg, Fla.

➤ Earned All-State and All-County honors at Lakewood High School (St. Petersburg, Fla.), posting 50 receptions for 800 yards (16.0 avg.) and 14 TDs as a senior.

➤ Was a team captain.

➤ Posted 28 catches for 600 yards (21.4 avg.) and six TDs as a junior.

- Was a teammate of former Seahawks LB Shaquem Griffin and Jaguars CB Shaquill Griffin.
- Helped lead the track team to the 2013 Class 2A state championship.
- Was part of the 2012 Class 2A state championship 4x400 relay team.
- Has distributed duffel bags filled with blankets, clothing, toiletry items and other supplies to homeless people in Tampa and St. Petersburg each Christmas since 2017.
- Also has done volunteer work with Metropolitan Ministries and Habitat for Humanity.

MARQUEZ VALDES-SCANTLING'S NFL REGULAR SEASON RUSHING/RECEIVING STATISTICS

| DATE | TEAM | GP | GS | RECEIVING | | | | | RUSHING | | | | |
|-------------------|---------|-----------|-----------|------------|--------------|-------------|------------|-----------|----------|-----------|------------|-----------|----------|
| | | | | NO. | YDS. | AVG. | LG | TD | NO. | YDS. | AVG. | LG | TD |
| 2018 | Packers | 16 | 10 | 38 | 581 | 15.3 | 60 | 2 | 2 | 29 | 14.5 | 21 | 0 |
| 2019 | Packers | 16 | 10 | 26 | 452 | 17.4 | 74t | 2 | 2 | 9 | 4.5 | 9 | 0 |
| 2020 | Packers | 16 | 12 | 33 | 690 | 20.9 | 78t | 6 | 4 | 13 | 3.3 | 9 | 0 |
| 2021 | Packers | 11 | 7 | 26 | 430 | 16.5 | 75t | 3 | 0 | 0 | 0.0 | 0 | 0 |
| 2022 | Chiefs | 17 | 11 | 42 | 687 | 16.4 | 57 | 2 | 1 | -3 | -3.0 | -3 | 0 |
| NFL TOTALS | | 76 | 50 | 165 | 2,840 | 17.2 | 78T | 15 | 9 | 48 | 5.3 | 21 | 0 |

MARQUEZ VALDES-SCANTLING'S NFL POSTSEASON RUSHING/RECEIVING STATISTICS

| DATE | TEAM | GP | GS | RECEIVING | | | | | RUSHING | | | | |
|-------------------|---------|----------|----------|-----------|------------|-------------|------------|----------|----------|----------|------------|----------|----------|
| | | | | NO. | YDS. | AVG. | LG | TD | NO. | YDS. | AVG. | LG | TD |
| 2019 | Packers | 2 | 0 | 1 | 8 | 8.0 | 8 | 0 | 0 | 0 | 0.0 | 0 | 0 |
| 2020 | Packers | 2 | 2 | 8 | 148 | 18.5 | 50t | 1 | 0 | 0 | 0.0 | 0 | 0 |
| 2021 | Packers | 0 | 0 | 0 | 0 | 0.0 | 0 | 0 | 0 | 0 | 0.0 | 0 | 0 |
| 2022 | Chiefs | 3 | 2 | 7 | 122 | 17.4 | 29 | 2 | 0 | 0 | 0.0 | 0 | 0 |
| NFL TOTALS | | 7 | 4 | 16 | 278 | 17.4 | 50T | 3 | 0 | 0 | 0.0 | 0 | 0 |

MARQUEZ VALDES-SCANTLING'S NFL REGULAR SEASON RETURN STATISTICS

| DATE | TEAM | KICKOFF RETURNS | | | | | PUNT RETURNS | | | | | |
|-------------------|---------|-----------------|-----------|-------------|-----------|----------|--------------|----------|----------|------------|----------|----------|
| | | RET. | YDS. | AVG. | LG | TD | NO. | FC | YDS. | AVG. | LG | TD |
| 2018 | Packers | 1 | 21 | 21.0 | 21 | 0 | 0 | 0 | 0 | 0.0 | 0 | 0 |
| 2019 | Packers | 0 | 0 | 0.0 | 0 | 0 | 0 | 0 | 0 | 0.0 | 0 | 0 |
| 2020 | Packers | 0 | 0 | 0.0 | 0 | 0 | 0 | 0 | 0 | 0.0 | 0 | 0 |
| 2021 | Packers | 0 | 0 | 0.0 | 0 | 0 | 0 | 0 | 0 | 0.0 | 0 | 0 |
| 2022 | Chiefs | 0 | 0 | 0.0 | 0 | 0 | 0 | 0 | 0 | 0.0 | 0 | 0 |
| NFL TOTALS | | 1 | 21 | 21.0 | 21 | 0 | 0 | 0 | 0 | 0.0 | 0 | 0 |

MARQUEZ VALDES-SCANTLING'S NFL POSTSEASON RETURN STATISTICS

| DATE | TEAM | KICKOFF RETURNS | | | | | PUNT RETURNS | | | | | |
|-------------------|---------|-----------------|----------|------------|----------|----------|--------------|----------|----------|------------|----------|----------|
| | | RET. | YDS. | AVG. | LG | TD | NO. | FC | YDS. | AVG. | LG | TD |
| 2019 | Packers | 0 | 0 | 0.0 | 0 | 0 | 0 | 0 | 0 | 0.0 | 0 | 0 |
| 2020 | Packers | 0 | 0 | 0.0 | 0 | 0 | 0 | 0 | 0 | 0.0 | 0 | 0 |
| 2021 | Packers | 0 | 0 | 0.0 | 0 | 0 | 0 | 0 | 0 | 0.0 | 0 | 0 |
| 2022 | Chiefs | 0 | 0 | 0.0 | 0 | 0 | 0 | 0 | 0 | 0.0 | 0 | 0 |
| NFL TOTALS | | 0 | 0 | 0.0 | 0 | 0 | 0 | 0 | 0 | 0.0 | 0 | 0 |

SINGLE-GAME HIGHS: RUSHING/RECEIVING

| | | | |
|---------------------------|-----------------------------------------------------------------------------------------------------------------------------------------------------------------------------------------------|-------------------------------|------------------------------------------------------------------------------------------------------------------------------------------------------------------------------------|
| Rush Attempts | 2 vs. Arizona, Dec 02, 2018 1 at Chicago, Jan 03, 2021 1 vs. Philadelphia, Dec 06, 2020 1 vs. Minnesota, Nov 01, 2020 ...3 more at 1. | All-Purpose Yards | 149 vs. Jacksonville, Nov 15, 2020 133 vs. Oakland, Oct 20, 2019 123 at Minnesota, Nov 21, 2021 111 at San Francisco, Oct 23, 2022 103 vs. San Francisco, Oct 15, 2018 |
| Rushing Yards | 29 vs. Arizona, Dec 02, 2018 9 at Houston, Oct 25, 2020 9 vs. Detroit, Oct 14, 2019 4 at Chicago, Jan 03, 2021 4 vs. Minnesota, Nov 01, 2020 | Kickoff Returns | 1 vs. Chicago, Sep 09, 2018 |
| Longest Runs | 21 vs. Arizona, Dec 02, 2018 9 at Houston, Oct 25, 2020 9 vs. Detroit, Oct 14, 2019 8 vs. Arizona, Dec 02, 2018 4 at Chicago, Jan 03, 2021 ...1 more at 4. | Kickoff Return Yards | 21 vs. Chicago, Sep 09, 2018 |
| Receptions | 7 at Detroit, Oct 07, 2018 6 vs. Las Vegas, Oct 10, 2022 6 at Detroit, Dec 13, 2020 6 vs. Denver, Sep 22, 2019 ...1 more at 6. | Longest Kickoff Return | 21 vs. Chicago, Sep 09, 2018 |
| Receiving Yards | 149 vs. Jacksonville, Nov 15, 2020 133 vs. Oakland, Oct 20, 2019 123 at Minnesota, Nov 21, 2021 111 at San Francisco, Oct 23, 2022 103 vs. San Francisco, Oct 15, 2018 | Special Teams Tackles | 2 at Washington, Sep 23, 2018 |
| Receiving Average | 37.3 vs. Jacksonville, Nov 15, 2020 37.0 at San Francisco, Oct 23, 2022 34.3 vs. San Francisco, Oct 15, 2018 33.7 at New England, Nov 04, 2018 30.8 at Minnesota, Nov 21, 2021 | Most TDs | 2 at San Francisco, Nov 05, 2020 1 at Houston, Dec 18, 2022 1 vs. Jacksonville, Nov 13, 2022 1 at Baltimore, Dec 19, 2021 ...10 more at 1. |
| Longest Receptions | 78t vs. Jacksonville, Nov 15, 2020 75t at Minnesota, Nov 21, 2021 74t vs. Oakland, Oct 20, 2019 72t at Chicago, Jan 03, 2021 | Miscellaneous Tackles | 1 at Indianapolis, Nov 22, 2020 1 vs. Jacksonville, Nov 15, 2020 1 vs. Detroit, Oct 14, 2019 |
| Receiving TDs | 60 vs. San Francisco, Oct 15, 2018 2 at San Francisco, Nov 05, 2020 1 vs. Jacksonville, Nov 13, 2022 1 at Baltimore, Dec 19, 2021 1 at Minnesota, Nov 21, 2021 ...9 more at 1. | | |

SINGLE-GAME HIGHS - POSTSEASON: RECEIVING

| | | | |
|---------------------------|----------------------------------------------------------------------------------------------------------------------------------------------------------------------------|--------------------------|-----------------------------------------------------------------------------------------------------------------------------------------|
| Receptions | 6 vs. Cincinnati, Jan 29, 2023 4 vs. Tampa Bay, Jan 24, 2021 4 vs. L.A. Rams, Jan 16, 2021 1 vs. Jacksonville, Jan 21, 2023 1 vs. Seattle, Jan 12, 2020 | Receiving TDs | 1 vs. Cincinnati, Jan 29, 2023 1 vs. Jacksonville, Jan 21, 2023 1 vs. Tampa Bay, Jan 24, 2021 |
| Receiving Yards | 116 vs. Cincinnati, Jan 29, 2023 115 vs. Tampa Bay, Jan 24, 2021 33 vs. L.A. Rams, Jan 16, 2021 8 vs. Seattle, Jan 12, 2020 | All-Purpose Yards | 116 vs. Cincinnati, Jan 29, 2023 115 vs. Tampa Bay, Jan 24, 2021 33 vs. L.A. Rams, Jan 16, 2021 8 vs. Seattle, Jan 12, 2020 |
| Receiving Average | 28.8 vs. Tampa Bay, Jan 24, 2021 19.3 vs. Cincinnati, Jan 29, 2023 8.3 vs. L.A. Rams, Jan 16, 2021 | Most TDs | 6 vs. Jacksonville, Jan 21, 2023 1 vs. Cincinnati, Jan 29, 2023 1 vs. Jacksonville, Jan 21, 2023 1 vs. Tampa Bay, Jan 24, 2021 |
| Longest Receptions | 50t vs. Tampa Bay, Jan 24, 2021 29 vs. Cincinnati, Jan 29, 2023 29 vs. Tampa Bay, Jan 24, 2021 25 vs. Cincinnati, Jan 29, 2023 25 vs. Cincinnati, Jan 29, 2023 | | |



100-YARD RECEIVING GAMES (6): REGULAR SEASON

| DATE | TEAM | NO. | YDS. | AVG. | LG | TD |
|----------|-------------|-----|------|------|-----|----|
| 10/15/18 | 49ERS | 3 | 103 | 34.3 | 60 | 0 |
| 11/04/18 | at Patriots | 3 | 101 | 33.7 | 51 | 0 |
| 10/20/19 | RAIDERS | 2 | 133 | 66.5 | 74t | 1 |
| 11/15/20 | JAGUARS | 4 | 149 | 37.3 | 78t | 1 |
| 11/21/21 | at Vikings | 4 | 123 | 30.8 | 75t | 1 |
| 10/23/22 | at 49ers | 3 | 111 | 37.0 | 57 | 0 |

100-YARD RECEIVING GAMES (2): POSTSEASON

| DATE | TEAM | NO. | YDS. | AVG. | LG | TD |
|----------|------------|-----|------|------|-----|----|
| 01/24/21 | BUCCANEERS | 4 | 115 | 28.8 | 50t | 1 |
| 01/29/23 | BENGALS | 6 | 116 | 19.3 | 29 | 1 |

2018 GAME-BY-GAME REGULAR-SEASON STATISTICS (PACKERS)

| DATE | OPPONENT | P/S | RECEIVING | | | | | RUSHING | | | | | W/L/T | SCORE |
|--------------------|-------------|--------------|-----------|------------|-------------|-----------|----------|----------|-----------|-------------|-----------|----------|--------------|--------|
| | | | NO. | YDS. | AVG. | LG | TD | NO. | YDS. | AVG. | LG | TD | | |
| 09/09 | Bears | P | 0 | 0 | 0.0 | 0 | 0 | 0 | 0 | 0.0 | 0 | 0 | W | 24-23 |
| 09/16 | Vikings | P | 1 | 3 | 3.0 | 3 | 0 | 0 | 0 | 0.0 | 0 | 0 | T | 29-29 |
| 09/23 | at Redskins | P | 0 | 0 | 0.0 | 0 | 0 | 0 | 0 | 0.0 | 0 | 0 | L | 17-31 |
| 09/30 | Bills | S | 1 | 38 | 38.0 | 38 | 0 | 0 | 0 | 0.0 | 0 | 0 | W | 22-0 |
| 10/07 | at Lions | S | 7 | 68 | 9.7 | 14 | 1 | 0 | 0 | 0.0 | 0 | 0 | L | 23-31 |
| 10/15 | 49ers | S | 3 | 103 | 34.3 | 60 | 0 | 0 | 0 | 0.0 | 0 | 0 | W | 33-30 |
| 10/28 | at Rams | S | 2 | 45 | 22.5 | 40t | 1 | 0 | 0 | 0.0 | 0 | 0 | L | 27-29 |
| 11/04 | at Patriots | S | 3 | 101 | 33.7 | 51 | 0 | 0 | 0 | 0.0 | 0 | 0 | L | 17-31 |
| 11/11 | Dolphins | S | 6 | 44 | 7.3 | 11 | 0 | 0 | 0 | 0.0 | 0 | 0 | W | 31-12 |
| 11/15 | at Seahawks | S | 1 | 8 | 8.0 | 8 | 0 | 0 | 0 | 0.0 | 0 | 0 | L | 24-27 |
| 11/25 | at Vikings | S | 1 | 3 | 3.0 | 3 | 0 | 0 | 0 | 0.0 | 0 | 0 | L | 17-24 |
| 12/02 | Cardinals | S | 2 | 19 | 9.5 | 11 | 0 | 2 | 29 | 14.5 | 21 | 0 | L | 17-20 |
| 12/09 | Falcons | P | 2 | 19 | 9.5 | 14 | 0 | 0 | 0 | 0.0 | 0 | 0 | W | 34-20 |
| 12/16 | at Bears | P | 1 | 12 | 12.0 | 12 | 0 | 0 | 0 | 0.0 | 0 | 0 | L | 17-24 |
| 12/23 | at Jets | P | 5 | 75 | 15.0 | 42 | 0 | 0 | 0 | 0.0 | 0 | 0 | W | 44-38+ |
| 12/30 | Lions | S | 3 | 43 | 14.3 | 19 | 0 | 0 | 0 | 0.0 | 0 | 0 | L | 0-31 |
| 2018 TOTALS | | 16-10 | 38 | 581 | 15.3 | 60 | 2 | 2 | 29 | 14.5 | 21 | 0 | 6-9-1 | |

+ - Overtime

2019 GAME-BY-GAME REGULAR-SEASON STATISTICS (PACKERS)

| DATE | OPPONENT | P/S | RECEIVING | | | | | RUSHING | | | | | W/L | SCORE |
|--------------------|-------------|--------------|-----------|------------|-------------|------------|----------|----------|----------|------------|----------|----------|-------------|-------|
| | | | NO. | YDS. | AVG. | LG | TD | NO. | YDS. | AVG. | LG | TD | | |
| 09/05 | at Bears | S | 4 | 52 | 13.0 | 47 | 0 | 1 | 0 | 0.0 | 0 | 0 | W | 10-3 |
| 09/15 | Vikings | S | 3 | 19 | 6.3 | 14 | 0 | 0 | 0 | 0.0 | 0 | 0 | W | 21-16 |
| 09/22 | Broncos | S | 6 | 99 | 16.5 | 40t | 1 | 0 | 0 | 0.0 | 0 | 0 | W | 27-16 |
| 09/26 | Eagles | S | 3 | 47 | 15.7 | 26 | 0 | 0 | 0 | 0.0 | 0 | 0 | L | 27-34 |
| 10/06 | at Cowboys | S | 1 | 18 | 18.0 | 18 | 0 | 0 | 0 | 0.0 | 0 | 0 | W | 34-24 |
| 10/14 | Lions | S | 2 | 48 | 24.0 | 46 | 0 | 1 | 9 | 9.0 | 9 | 0 | W | 23-22 |
| 10/20 | Raiders | P | 2 | 133 | 66.5 | 74t | 1 | 0 | 0 | 0.0 | 0 | 0 | W | 42-24 |
| 10/27 | at Chiefs | S | 1 | 4 | 4.0 | 4 | 0 | 0 | 0 | 0.0 | 0 | 0 | W | 31-24 |
| 11/03 | at Chargers | S | 0 | 0 | 0.0 | 0 | 0 | 0 | 0 | 0.0 | 0 | 0 | L | 11-26 |
| 11/10 | Panthers | P | 0 | 0 | 0.0 | 0 | 0 | 0 | 0 | 0.0 | 0 | 0 | W | 24-16 |
| 11/24 | at 49ers | P | 1 | 7 | 7.0 | 7 | 0 | 0 | 0 | 0.0 | 0 | 0 | L | 8-37 |
| 12/01 | at Giants | P | 0 | 0 | 0.0 | 0 | 0 | 0 | 0 | 0.0 | 0 | 0 | W | 31-13 |
| 12/08 | Redskins | P | 0 | 0 | 0.0 | 0 | 0 | 0 | 0 | 0.0 | 0 | 0 | W | 20-15 |
| 12/15 | Bears | S | 0 | 0 | 0.0 | 0 | 0 | 0 | 0 | 0.0 | 0 | 0 | W | 21-13 |
| 12/23 | at Vikings | P | 1 | 6 | 6.0 | 6 | 0 | 0 | 0 | 0.0 | 0 | 0 | W | 23-10 |
| 12/29 | at Lions | S | 2 | 19 | 9.5 | 11 | 0 | 0 | 0 | 0.0 | 0 | 0 | W | 23-20 |
| 2019 TOTALS | | 16-10 | 26 | 452 | 17.4 | 74T | 2 | 2 | 9 | 4.5 | 9 | 0 | 13-3 | |

2020 GAME-BY-GAME REGULAR-SEASON STATISTICS (PACKERS)

| DATE | OPPONENT | P/S | RECEIVING | | | | | RUSHING | | | | | W/L | SCORE |
|--------------------|---------------|--------------|-----------|------------|-------------|------------|----------|----------|-----------|------------|----------|----------|-------------|--------|
| | | | NO. | YDS. | AVG. | LG | TD | NO. | YDS. | AVG. | LG | TD | | |
| 09/13 | at Vikings | P | 4 | 96 | 24.0 | 45t | 1 | 0 | 0 | 0.0 | 0 | 0 | W | 43-34 |
| 09/20 | Lions | P | 3 | 64 | 21.3 | 41 | 0 | 0 | 0 | 0.0 | 0 | 0 | W | 42-21 |
| 09/27 | at Saints | S | 1 | 5 | 5.0 | 5 | 0 | 0 | 0 | 0.0 | 0 | 0 | W | 37-30 |
| 10/05 | Falcons | S | 4 | 45 | 11.3 | 17 | 0 | 0 | 0 | 0.0 | 0 | 0 | W | 30-16 |
| 10/18 | at Buccaneers | S | 3 | 32 | 10.7 | 15 | 0 | 0 | 0 | 0.0 | 0 | 0 | L | 10-38 |
| 10/25 | at Texans | S | 0 | 0 | 0.0 | 0 | 0 | 1 | 9 | 9.0 | 9 | 0 | W | 35-20 |
| 11/01 | Vikings | S | 1 | 19 | 19.0 | 19 | 0 | 1 | 4 | 4.0 | 4 | 0 | L | 22-28 |
| 11/05 | at 49ers | S | 2 | 53 | 26.5 | 52t | 2 | 0 | 0 | 0.0 | 0 | 0 | W | 34-17 |
| 11/15 | Jaguars | S | 4 | 149 | 37.3 | 78t | 1 | 0 | 0 | 0.0 | 0 | 0 | W | 24-20 |
| 11/22 | at Colts | S | 3 | 55 | 18.3 | 47 | 0 | 0 | 0 | 0.0 | 0 | 0 | L | 31-34+ |
| 11/29 | Bears | S | 0 | 0 | 0.0 | 0 | 0 | 0 | 0 | 0.0 | 0 | 0 | W | 41-25 |
| 12/06 | Eagles | S | 0 | 0 | 0.0 | 0 | 0 | 1 | -4 | -4.0 | -4 | 0 | W | 30-16 |
| 12/13 | at Lions | S | 6 | 85 | 14.2 | 21 | 1 | 0 | 0 | 0.0 | 0 | 0 | W | 31-24 |
| 12/19 | Panthers | S | 0 | 0 | 0.0 | 0 | 0 | 0 | 0 | 0.0 | 0 | 0 | W | 24-16 |
| 12/27 | Titans | P | 0 | 0 | 0.0 | 0 | 0 | 0 | 0 | 0.0 | 0 | 0 | W | 40-14 |
| 01/03 | at Bears | P | 2 | 87 | 43.5 | 72t | 1 | 1 | 4 | 4.0 | 4 | 0 | W | 35-16 |
| 2020 TOTALS | | 16-12 | 33 | 690 | 20.9 | 78T | 6 | 4 | 13 | 3.3 | 9 | 0 | 13-3 | |

+ - Overtime

2021 GAME-BY-GAME REGULAR-SEASON STATISTICS (PACKERS)

| DATE | OPPONENT | P/S | RECEIVING | | | | | RUSHING | | | | | W/L | SCORE |
|--------------------|---------------|-------------|-----------|------------|-------------|------------|----------|----------|----------|------------|----------|----------|-------------|--------|
| | | | NO. | YDS. | AVG. | LG | TD | NO. | YDS. | AVG. | LG | TD | | |
| 09/12 | at Saints | S | 3 | 17 | 5.7 | 10 | 0 | 0 | 0 | 0.0 | 0 | 0 | L | 3-38 |
| 09/20 | Lions | S | 0 | 0 | 0.0 | 0 | 0 | 0 | 0 | 0.0 | 0 | 0 | W | 35-17 |
| 09/26 | at 49ers | S | 3 | 59 | 19.7 | 47 | 1 | 0 | 0 | 0.0 | 0 | 0 | W | 30-28 |
| 10/03 | Steelers | | | | | | | | | | | | W | 27-17 |
| 10/10 | at Bengals | | | | | | | | | | | | W | 25-22+ |
| 10/17 | at Bears | | | | | | | | | | | | W | 24-14 |
| 10/24 | Football Team | | | | | | | | | | | | W | 24-10 |
| 10/28 | at Cardinals | | | | | | | | | | | | W | 24-21 |
| 11/07 | at Chiefs | P | 2 | 19 | 9.5 | 16 | 0 | 0 | 0 | 0.0 | 0 | 0 | L | 7-13 |
| 11/14 | Seahawks | P | 1 | 41 | 41.0 | 41 | 0 | 0 | 0 | 0.0 | 0 | 0 | W | 17-0 |
| 11/21 | at Vikings | S | 4 | 123 | 30.8 | 75t | 1 | 0 | 0 | 0.0 | 0 | 0 | L | 31-34 |
| 11/28 | Rams | S | 4 | 50 | 12.5 | 28 | 0 | 0 | 0 | 0.0 | 0 | 0 | W | 36-28 |
| 12/12 | Bears | S | 3 | 20 | 6.7 | 8 | 0 | 0 | 0 | 0.0 | 0 | 0 | W | 45-30 |
| 12/19 | at Ravens | P | 5 | 98 | 19.6 | 31 | 1 | 0 | 0 | 0.0 | 0 | 0 | W | 31-30 |
| 12/25 | Browns | | | | | | | | | | | | W | 24-22 |
| 01/02 | Vikings | P | 1 | 3 | 3.0 | 3 | 0 | 0 | 0 | 0.0 | 0 | 0 | W | 37-10 |
| 01/09 | at Lions | S | 0 | 0 | 0.0 | 0 | 0 | 0 | 0 | 0.0 | 0 | 0 | L | 30-37 |
| 2021 TOTALS | | 11-7 | 26 | 430 | 16.5 | 75T | 3 | 0 | 0 | 0.0 | 0 | 0 | 13-4 | |

+ - Overtime

2022 GAME-BY-GAME REGULAR-SEASON STATISTICS (CHIEFS)

| DATE | OPPONENT | P/S | RECEIVING | | | | | RUSHING | | | | | W/L | SCORE |
|--------------------|---------------|--------------|-----------|------------|-------------|-----------|----------|----------|-----------|-------------|-----------|----------|-------------|--------|
| | | | NO. | YDS. | AVG. | LG | TD | NO. | YDS. | AVG. | LG | TD | | |
| 09/11 | at Cardinals | S | 4 | 44 | 11.0 | 17 | 0 | 1 | -3 | -3.0 | -3 | 0 | W | 44-21 |
| 09/15 | Chargers | S | 2 | 13 | 6.5 | 7 | 0 | 0 | 0 | 0.0 | 0 | 0 | W | 27-24 |
| 09/25 | at Colts | S | 4 | 48 | 12.0 | 24 | 0 | 0 | 0 | 0.0 | 0 | 0 | L | 17-20 |
| 10/02 | at Buccaneers | P | 3 | 63 | 21.0 | 36 | 0 | 0 | 0 | 0.0 | 0 | 0 | W | 41-31 |
| 10/10 | Raiders | S | 6 | 90 | 15.0 | 23 | 0 | 0 | 0 | 0.0 | 0 | 0 | W | 30-29 |
| 10/16 | Bills | S | 0 | 0 | 0.0 | 0 | 0 | 0 | 0 | 0.0 | 0 | 0 | L | 20-24 |
| 10/23 | at 49ers | P | 3 | 111 | 37.0 | 57 | 0 | 0 | 0 | 0.0 | 0 | 0 | W | 44-23 |
| 11/06 | Titans | P | 1 | 12 | 12.0 | 12 | 0 | 0 | 0 | 0.0 | 0 | 0 | W | 20-17+ |
| 11/13 | Jaguars | S | 3 | 60 | 20.0 | 36 | 1 | 0 | 0 | 0.0 | 0 | 0 | W | 27-17 |
| 11/20 | at Chargers | P | 1 | 18 | 18.0 | 18 | 0 | 0 | 0 | 0.0 | 0 | 0 | W | 30-27 |
| 11/27 | Rams | P | 4 | 56 | 14.0 | 23 | 0 | 0 | 0 | 0.0 | 0 | 0 | W | 26-10 |
| 12/04 | at Bengals | S | 2 | 71 | 35.5 | 42 | 0 | 0 | 0 | 0.0 | 0 | 0 | L | 24-27 |
| 12/11 | at Broncos | S | 1 | 20 | 20.0 | 20 | 0 | 0 | 0 | 0.0 | 0 | 0 | W | 34-28 |
| 12/18 | at Texans | S | 3 | 26 | 8.7 | 15 | 1 | 0 | 0 | 0.0 | 0 | 0 | W | 30-24+ |
| 12/24 | Seahawks | P | 0 | 0 | 0.0 | 0 | 0 | 0 | 0 | 0.0 | 0 | 0 | W | 24-10 |
| 01/01 | Broncos | S | 2 | 28 | 14.0 | 22 | 0 | 0 | 0 | 0.0 | 0 | 0 | W | 27-24 |
| 01/07 | at Raiders | S | 3 | 27 | 9.0 | 13 | 0 | 0 | 0 | 0.0 | 0 | 0 | W | 31-13 |
| 2022 TOTALS | | 17-11 | 42 | 687 | 16.4 | 57 | 2 | 1 | -3 | -3.0 | -3 | 0 | 14-3 | |

+ - Overtime

2019 GAME-BY-GAME POSTSEASON STATISTICS (PACKERS)

| DATE | OPPONENT | P/S | RECEIVING | | | | | RUSHING | | | | | W/L | SCORE |
|--------------------|----------|------------|-----------|----------|------------|----------|----------|----------|----------|------------|----------|----------|------------|-------|
| | | | NO. | YDS. | AVG. | LG | TD | NO. | YDS. | AVG. | LG | TD | | |
| 01/12 | Seahawks | P | 1 | 8 | 8.0 | 8 | 0 | 0 | 0 | 0.0 | 0 | 0 | W | 28-23 |
| 01/19 | at 49ers | P | 0 | 0 | 0.0 | 0 | 0 | 0 | 0 | 0.0 | 0 | 0 | L | 20-37 |
| 2019 TOTALS | | 2-0 | 1 | 8 | 8.0 | 8 | 0 | 0 | 0 | 0.0 | 0 | 0 | 1-1 | |



2020 GAME-BY-GAME POSTSEASON STATISTICS (PACKERS)

| DATE | OPPONENT | P/S | RECEIVING | | | | | RUSHING | | | | | W/L | SCORE | |
|--------------------|------------|------------|-----------|------------|-------------|------------|----------|----------|----------|------------|----------|----------|----------|------------|-------|
| | | | NO. | YDS. | AVG. | LG | TD | NO. | YDS. | AVG. | LG | TD | | | |
| 01/16 | Rams | S | 4 | 33 | 8.3 | 12 | 0 | 0 | 0 | 0.0 | 0 | 0 | 0 | W | 32-18 |
| 01/24 | Buccaneers | S | 4 | 115 | 28.8 | 50t | 1 | 0 | 0 | 0.0 | 0 | 0 | 0 | L | 26-31 |
| 2020 TOTALS | | 2-2 | 8 | 148 | 18.5 | 50T | 1 | 0 | 0 | 0.0 | 0 | 0 | 0 | 1-1 | |

2021 GAME-BY-GAME POSTSEASON STATISTICS (PACKERS)

| DATE | OPPONENT | P/S | RECEIVING | | | | | RUSHING | | | | | W/L | SCORE | |
|--------------------|----------|------------|-----------|----------|------------|----------|----------|----------|----------|------------|----------|----------|----------|------------|--|
| | | | NO. | YDS. | AVG. | LG | TD | NO. | YDS. | AVG. | LG | TD | | | |
| 01/22 | 49ers | | INACTIVE | | | | | | | | | | L | 10-13 | |
| 2021 TOTALS | | 0-0 | 0 | 0 | 0.0 | 0 | 0 | 0 | 0 | 0.0 | 0 | 0 | 0 | 0-1 | |

2022 GAME-BY-GAME POSTSEASON STATISTICS (CHIEFS)

| DATE | OPPONENT | P/S | RECEIVING | | | | | RUSHING | | | | | W/L | SCORE | |
|--------------------|-----------|------------|-----------|------------|-------------|-----------|----------|----------|----------|------------|----------|----------|----------|------------|-------|
| | | | NO. | YDS. | AVG. | LG | TD | NO. | YDS. | AVG. | LG | TD | | | |
| 01/21 | Jaguars | S | 1 | 6 | 6.0 | 6t | 1 | 0 | 0 | 0.0 | 0 | 0 | 0 | W | 27-20 |
| 01/29 | Bengals | P | 6 | 116 | 19.3 | 29 | 1 | 0 | 0 | 0.0 | 0 | 0 | 0 | W | 23-20 |
| 02/12 | at Eagles | S | 0 | 0 | 0.0 | 0 | 0 | 0 | 0 | 0.0 | 0 | 0 | 0 | W | 38-35 |
| 2022 TOTALS | | 3-2 | 7 | 122 | 17.4 | 29 | 2 | 0 | 0 | 0.0 | 0 | 0 | 0 | 3-0 | |



PRINCE TEGA WANOGHO



TACKLE #76
AUBURN

2ND YEAR IN THE NFL

2ND YEAR WITH THE CHIEFS

HEIGHT: 6'5"
WEIGHT: 308 LBS
DRAFTED: FA-20
BIRTHDAY: 11/22/97

Second-year tackle enters his second season with the Chiefs in 2023, after being on the club's practice squad/inactive list in 2021.

Originally entered the NFL as a sixth-round pick (210th overall) by the Philadelphia Eagles in the 2020 NFL Draft.

Transactions:

Elevated to Kansas City's active roster (10/12/21) ... Signed with

Kansas City's practice squad (9/1/21) ... Released by Kansas City (8/31/21) ... Signed with Kansas City (1/26/21) ... Released by Kansas City (1/25/21) ... Signed with Kansas City's practice squad (1/16/21) ... Released by Philadelphia (1/4/21) ... Signed with Philadelphia's practice squad (1/4/21) ... Elevated to Philadelphia's active roster (1/2/21) ... Signed with Philadelphia's practice squad (9/6/20) ... Released by Philadelphia (9/5/20) ... Originally entered the NFL as a sixth-round pick (210th overall) by the Philadelphia Eagles in the 2020 NFL Draft.

COLLEGE

Two-time first-team All-SEC selection by Pro Football Focus who started 32 games during his four-year career at Auburn ... In 2018, started every game at left tackle ... Started the first four games of the season at left tackle in 2017 ... Served as a reserve OT during his redshirt freshman season in 2016, playing in 10 games.

PERSONAL

- Prepped at Edgewood Academy where he was an outstanding defensive prospect.
- Also played basketball and was an accomplished swimmer.
- Native of Delta State, Nigeria.
- Hometown: Elmore, Ala.
- Name pronounced: TAY-guh wah-NO-go

PRINCE TEGA WANOGHO'S NFL REGULAR SEASON STATISTICS

| DATE | TEAM | GP | GS |
|-------------------|--------|-----------|----------|
| 2020 | Eagles | 1 | 0 |
| 2021 | Chiefs | 2 | 0 |
| 2022 | Chiefs | 17 | 0 |
| NFL TOTALS | | 20 | 0 |

PRINCE TEGA WANOGHO'S NFL POSTSEASON STATISTICS

| DATE | TEAM | GP | GS |
|-------------------|--------|----------|----------|
| 2020 | Chiefs | 0 | 0 |
| 2021 | Chiefs | 0 | 0 |
| 2022 | Chiefs | 3 | 0 |
| NFL TOTALS | | 3 | 0 |

2020 GAME-BY-GAME REGULAR-SEASON STATISTICS (EAGLES)

| DATE | OPPONENT | P/S | | W/L/T | SCORE |
|--------------------|------------------|------------|----------------|---------------|-------|
| 09/13 | at Football Team | | PRACTICE SQUAD | L | 17-27 |
| 09/20 | Rams | | PRACTICE SQUAD | L | 19-37 |
| 09/27 | Bengals | | PRACTICE SQUAD | T | 23-23 |
| 10/04 | at 49ers | | PRACTICE SQUAD | W | 25-20 |
| 10/11 | at Steelers | | PRACTICE SQUAD | L | 29-38 |
| 10/18 | Ravens | | PRACTICE SQUAD | L | 28-30 |
| 10/22 | Giants | | PRACTICE SQUAD | W | 22-21 |
| 11/01 | Cowboys | | PRACTICE SQUAD | W | 23-9 |
| 11/15 | at Giants | | PRACTICE SQUAD | L | 17-27 |
| 11/22 | at Browns | | PRACTICE SQUAD | L | 17-22 |
| 11/30 | Seahawks | | PRACTICE SQUAD | L | 17-23 |
| 12/06 | at Packers | | PRACTICE SQUAD | L | 16-30 |
| 12/13 | Saints | | PRACTICE SQUAD | W | 24-21 |
| 12/20 | at Cardinals | | PRACTICE SQUAD | L | 26-33 |
| 12/27 | at Cowboys | | PRACTICE SQUAD | L | 17-37 |
| 01/03 | Football Team | P | | L | 14-20 |
| 2020 TOTALS | | 1-0 | | 4-11-1 | |

2021 GAME-BY-GAME REGULAR-SEASON STATISTICS (CHIEFS)

| DATE | OPPONENT | P/S | | W/L | SCORE |
|--------------------|------------------|------------|----------------|-------------|--------|
| 09/12 | Browns | | PRACTICE SQUAD | W | 33-29 |
| 09/19 | at Ravens | | PRACTICE SQUAD | L | 35-36 |
| 09/26 | Chargers | | PRACTICE SQUAD | L | 24-30 |
| 10/03 | at Eagles | | PRACTICE SQUAD | W | 42-30 |
| 10/10 | Bills | | PRACTICE SQUAD | L | 20-38 |
| 10/17 | at Football Team | | INACTIVE | W | 31-13 |
| 10/24 | at Titans | | INACTIVE | L | 3-27 |
| 11/01 | Giants | | INACTIVE | W | 20-17 |
| 11/07 | Packers | | INACTIVE | W | 13-7 |
| 11/14 | at Raiders | P | | W | 41-14 |
| 11/21 | Cowboys | | DID NOT PLAY | W | 19-9 |
| 12/05 | Broncos | | DID NOT PLAY | W | 22-9 |
| 12/12 | Raiders | | INACTIVE | W | 48-9 |
| 12/16 | at Chargers | | INACTIVE | W | 34-28+ |
| 12/26 | Steelers | P | | W | 36-10 |
| 01/02 | at Bengals | | INACTIVE | L | 31-34 |
| 01/08 | at Broncos | | INACTIVE | W | 28-24 |
| 2021 TOTALS | | 2-0 | | 12-5 | |

+ - Overtime

2022 GAME-BY-GAME REGULAR-SEASON STATISTICS (CHIEFS)

| DATE | OPPONENT | P/S | | W/L | SCORE |
|--------------------|---------------|-------------|--|-------------|--------|
| 09/11 | at Cardinals | P | | W | 44-21 |
| 09/15 | Chargers | P | | W | 27-24 |
| 09/25 | at Colts | P | | L | 17-20 |
| 10/02 | at Buccaneers | P | | W | 41-31 |
| 10/10 | Raiders | P | | W | 30-29 |
| 10/16 | Bills | P | | L | 20-24 |
| 10/23 | at 49ers | P | | W | 44-23 |
| 11/06 | Titans | P | | W | 20-17+ |
| 11/13 | Jaguars | P | | W | 27-17 |
| 11/20 | at Chargers | P | | W | 30-27 |
| 11/27 | Rams | P | | W | 26-10 |
| 12/04 | at Bengals | P | | L | 24-27 |
| 12/11 | at Broncos | P | | W | 34-28 |
| 12/18 | at Texans | P | | W | 30-24+ |
| 12/24 | Seahawks | P | | W | 24-10 |
| 01/01 | Broncos | P | | W | 27-24 |
| 01/07 | at Raiders | P | | W | 31-13 |
| 2022 TOTALS | | 17-0 | | 14-3 | |

+ - Overtime

2020 GAME-BY-GAME POSTSEASON STATISTICS (CHIEFS)

| DATE | OPPONENT | P/S | | W/L | SCORE |
|--------------------|---------------|------------|----------------|------------|-------|
| 01/17 | Browns | | PRACTICE SQUAD | W | 22-17 |
| 01/24 | Bills | | PRACTICE SQUAD | W | 38-24 |
| 02/07 | at Buccaneers | | NOT ON ROSTER | L | 9-31 |
| 2020 TOTALS | | 0-0 | | 2-1 | |

2021 GAME-BY-GAME POSTSEASON STATISTICS (CHIEFS)

| DATE | OPPONENT | P/S | | W/L | SCORE |
|--------------------|----------|------------|----------|------------|--------|
| 01/16 | Steelers | | INACTIVE | W | 42-21 |
| 01/23 | Bills | | INACTIVE | W | 42-36+ |
| 01/30 | Bengals | | INACTIVE | L | 24-27+ |
| 2021 TOTALS | | 0-0 | | 2-1 | |

+ - Overtime

2022 GAME-BY-GAME POSTSEASON STATISTICS (CHIEFS)

| DATE | OPPONENT | P/S | | W/L | SCORE |
|--------------------|-----------|------------|--|------------|-------|
| 01/21 | Jaguars | P | | W | 27-20 |
| 01/29 | Bengals | P | | W | 23-20 |
| 02/12 | at Eagles | P | | W | 38-35 |
| 2022 TOTALS | | 3-0 | | 3-0 | |



JAYLEN WATSON

CORNERBACK #35
WASHINGTON STATE



2ND YEAR IN THE NFL

2ND YEAR WITH THE CHIEFS

HEIGHT: 6'2"
WEIGHT: 197 LBS
DRAFTED: D7A-22
BIRTHDAY: 9/17/98

Second-year defensive back enters his second season with the Chiefs in 2023.

Originally entered the NFL as the first of three seventh-round picks (243rd overall) by the Kansas City Chiefs in the 2022 NFL Draft.

Career Highlights:

With a 99-yard interception returned for a touchdown in Week 2 of his rookie season, Jaylen Watson became the second fastest player in NFL history since the 1970 merger to intercept a pass for 90+ yards. Former NFL DB Sam Garnes is the

fastest, recording a 95-yard interception in Week 1 of his rookie season.

Honors:

2022 Week 2 AFC Defensive Player of the Week.

Transactions:

Originally entered the NFL as the first of three seventh-round picks (243rd overall) by the Kansas City Chiefs in the 2022 NFL Draft.

COLLEGE

Played two years at Ventura College in California prior to transferring to Washington State where he played two seasons ... At WSU, he logged 44 tackles (34 solo), two interceptions returned 11 yards, five passes defensed, one forced fumble and five fumble recoveries in 15 games played ... Named All-Pac-12 Conference Honorable Mention ... At Ventura College in California he was named to Junior College Bureau All-America first-team, PrepStar JC All-America Tea, All-State Region III first-team and All-Northern Conference first-team after making 43 tackles with 13 pass breakups, four interceptions and one fumble recovery in 2018... Also averaged 16.3 yards-per-punt return on 10 returns ... Helped Ventura win Southern California Football Association Championship and was named Defensive Player of the Game after making nine tackles and one pass breakup ... In 2017, his freshman year at Ventura College in California, he was named Junior College Bureau All-American and to the All-State Region III first-team and All-Northern Conference first-team after making 30 tackles with one sack and four interceptions.

PERSONAL

Attended Lucy C. Laney High School in Augusta, Ga.

As a senior, he was named All-Region 4-AA Offensive Player of the Year as a wide receiver and also played defensive back.

Also played basketball.

JAYLEN WATSON'S NFL REGULAR SEASON DEFENSIVE STATISTICS

| DATE | TEAM | GP | GS | TACKLES | | | | | | | | INTERCEPTIONS | | | | | O. FUMB | | | | ST | | | | MISC | | |
|-------------------|--------|-----------|----------|-----------|-----------|----------|----------|----------|------------|------------|----------|---------------|-----------|------------|----------|----------|----------|----------|----------|----------|----------|----------|----------|----------|----------|----------|----------|
| | | | | TK | S | A | TFL | YDS | SK | YDS | QBH | NO | YDS | LG | TD | PD | FF | FR | TD | YDS | TK | S | A | FF | FR | S | A |
| 2022 | Chiefs | 16 | 6 | 46 | 37 | 9 | 3 | 4 | 0.0 | 0.0 | 0 | 1 | 99 | 99t | 1 | 6 | 0 | 0 | 0 | 0 | 3 | 0 | 3 | 0 | 0 | 0 | 0 |
| NFL TOTALS | | 16 | 6 | 46 | 37 | 9 | 3 | 4 | 0.0 | 0.0 | 0 | 1 | 99 | 99T | 1 | 6 | 0 | 0 | 0 | 0 | 3 | 0 | 3 | 0 | 0 | 0 | 0 |

JAYLEN WATSON'S NFL POSTSEASON DEFENSIVE STATISTICS

| DATE | TEAM | GP | GS | TACKLES | | | | | | | | INTERCEPTIONS | | | | | O. FUMB | | | | ST | | | | MISC | | |
|-------------------|--------|----------|----------|-----------|-----------|----------|----------|----------|------------|------------|----------|---------------|-----------|-----------|----------|----------|----------|----------|----------|----------|----------|----------|----------|----------|----------|----------|----------|
| | | | | TK | S | A | TFL | YDS | SK | YDS | QBH | NO | YDS | LG | TD | PD | FF | FR | TD | YDS | TK | S | A | FF | FR | S | A |
| 2022 | Chiefs | 3 | 3 | 10 | 10 | 0 | 0 | 0 | 0.0 | 0.0 | 1 | 2 | 11 | 10 | 0 | 4 | 0 | 0 | 0 | 0 | 1 | 1 | 0 | 0 | 0 | 0 | 0 |
| NFL TOTALS | | 3 | 3 | 10 | 10 | 0 | 0 | 0 | 0.0 | 0.0 | 1 | 2 | 11 | 10 | 0 | 4 | 0 | 0 | 0 | 0 | 1 | 1 | 0 | 0 | 0 | 0 | 0 |



SINGLE-GAME HIGHS: DEFENSIVE

| | | | |
|------------------------|------------------------------------------------------------------------------------------------------------------------------------------------------------------|------------------------------|-----------------------------------------------------------------------------------------------------------------------------------------|
| Total Tackles | 7 vs. Denver, Jan 01, 2023 7 at Indianapolis, Sep 25, 2022 6 at San Francisco, Oct 23, 2022 6 vs. Buffalo, Oct 16, 2022 5 at Tampa Bay, Oct 02, 2022 | Tackles For Loss | 1 vs. Seattle, Dec 24, 2022 1 at L.A. Chargers, Nov 20, 2022 1 at Indianapolis, Sep 25, 2022 1 vs. L.A. Chargers, Sep 15, 2022 |
| Solo Tackles | 6 vs. Denver, Jan 01, 2023 6 at Indianapolis, Sep 25, 2022 5 vs. Buffalo, Oct 16, 2022 5 at Tampa Bay, Oct 02, 2022 4 at San Francisco, Oct 23, 2022 | Interceptions | |
| Passes Defensed | 1 at Tampa Bay, Oct 02, 2022 1 at Indianapolis, Sep 25, 2022 1 vs. L.A. Chargers, Sep 15, 2022 ...1 more at 1. | Special Teams Tackles | 2 at Arizona, Sep 11, 2022 1 at Las Vegas, Jan 07, 2023 |

SINGLE-GAME HIGHS - POSTSEASON: DEFENSIVE

| | | | |
|------------------------|-------------------------------------------------------------------------------------------------------|----------------------------------|--------------------------------------------------------------------|
| Total Tackles | 4 vs. Cincinnati, Jan 29, 2023 3 at Philadelphia, Feb 12, 2023 3 vs. Jacksonville, Jan 21, 2023 | Interceptions | 1 vs. Cincinnati, Jan 29, 2023 1 vs. Jacksonville, Jan 21, 2023 |
| Solo Tackles | 4 vs. Cincinnati, Jan 29, 2023 3 at Philadelphia, Feb 12, 2023 3 vs. Jacksonville, Jan 21, 2023 | Interception Return Yards | 1 vs. Jacksonville, Jan 21, 2023 |
| Passes Defensed | 2 vs. Cincinnati, Jan 29, 2023 2 vs. Jacksonville, Jan 21, 2023 | Special Teams Tackles | 1 vs. Jacksonville, Jan 21, 2023 |

2022 GAME-BY-GAME REGULAR-SEASON STATISTICS (CHIEFS)

| DATE | OPPONENT | P/S | TACKLES | | | | | | | INTERCEPTIONS | | | | | O. FUMB | | | | ST | | | | MISC | | W/L | SCORE | | | |
|--------------------|---------------|-----|-------------|-----------|-----------|----------|------------|------------|----------|---------------|----------|----------|-----------|------------|----------|----------|----------|----------|----------|----------|----------|----------|----------|----------|----------|----------|----------|----------|-------------|
| | | | TK | S | A | SK | YDS | TFL | YDS | QBH | NO | YDS | LG | TD | PD | FF | FR | TD | YDS | TK | S | A | FF | FR | | | S | A | |
| 09/11 | at Cardinals | P | 0 | 0 | 0 | 0.0 | 0.0 | 0 | 0 | 0 | 0 | 0 | 0 | 0 | 1 | 0 | 0 | 0 | 0 | 2 | 0 | 2 | 0 | 0 | 0 | 0 | W | 44-21 | |
| 09/15 | Chargers | S | 4 | 3 | 1 | 0.0 | 0.0 | 0 | 0 | 0 | 1 | 99 | 99 | 1 | 1 | 0 | 0 | 0 | 0 | 0 | 0 | 0 | 0 | 0 | 0 | 0 | W | 27-24 | |
| 09/25 | at Colts | S | 7 | 6 | 1 | 0.0 | 0.0 | 1 | 1 | 0 | 0 | 0 | 0 | 0 | 1 | 0 | 0 | 0 | 0 | 0 | 0 | 0 | 0 | 0 | 0 | L | 17-20 | | |
| 10/02 | at Buccaneers | S | 5 | 5 | 0 | 0.0 | 0.0 | 0 | 0 | 0 | 0 | 0 | 0 | 0 | 1 | 0 | 0 | 0 | 0 | 0 | 0 | 0 | 0 | 0 | 0 | W | 41-31 | | |
| 10/10 | Raiders | P | 2 | 1 | 1 | 0.0 | 0.0 | 0 | 0 | 0 | 0 | 0 | 0 | 0 | 0 | 0 | 0 | 0 | 0 | 0 | 0 | 0 | 0 | 0 | 0 | W | 30-29 | | |
| 10/16 | Bills | S | 6 | 5 | 1 | 0.0 | 0.0 | 0 | 0 | 0 | 0 | 0 | 0 | 0 | 0 | 0 | 0 | 0 | 0 | 0 | 0 | 0 | 0 | 0 | 0 | L | 20-24 | | |
| 10/23 | at 49ers | S | 6 | 4 | 2 | 0.0 | 0.0 | 0 | 0 | 0 | 0 | 0 | 0 | 0 | 0 | 0 | 0 | 0 | 0 | 0 | 0 | 0 | 0 | 0 | 0 | W | 44-23 | | |
| 11/06 | Titans | P | 0 | 0 | 0 | 0.0 | 0.0 | 0 | 0 | 0 | 0 | 0 | 0 | 0 | 1 | 0 | 0 | 0 | 0 | 0 | 0 | 0 | 0 | 0 | 0 | W | 20-17+ | | |
| 11/13 | Jaguars | P | 1 | 1 | 0 | 0.0 | 0.0 | 0 | 0 | 0 | 0 | 0 | 0 | 0 | 0 | 0 | 0 | 0 | 0 | 0 | 0 | 0 | 0 | 0 | 0 | W | 27-17 | | |
| 11/20 | at Chargers | P | 2 | 2 | 0 | 0.0 | 0.0 | 1 | 2 | 0 | 0 | 0 | 0 | 0 | 0 | 0 | 0 | 0 | 0 | 0 | 0 | 0 | 0 | 0 | 0 | W | 30-27 | | |
| 11/27 | Rams | P | 0 | 0 | 0 | 0.0 | 0.0 | 0 | 0 | 0 | 0 | 0 | 0 | 0 | 0 | 0 | 0 | 0 | 0 | 0 | 0 | 0 | 0 | 0 | 0 | W | 26-10 | | |
| 12/04 | at Bengals | | | | | | | | | | | | | | | | | | | | | | | | | L | 24-27 | | |
| 12/11 | at Broncos | P | 3 | 1 | 2 | 0.0 | 0.0 | 0 | 0 | 0 | 0 | 0 | 0 | 0 | 0 | 0 | 0 | 0 | 0 | 0 | 0 | 0 | 0 | 0 | 0 | W | 34-28 | | |
| 12/18 | at Texans | P | 0 | 0 | 0 | 0.0 | 0.0 | 0 | 0 | 0 | 0 | 0 | 0 | 0 | 1 | 0 | 0 | 0 | 0 | 0 | 0 | 0 | 0 | 0 | 0 | W | 30-24+ | | |
| 12/24 | Seahawks | P | 2 | 2 | 0 | 0.0 | 0.0 | 1 | 1 | 0 | 0 | 0 | 0 | 0 | 0 | 0 | 0 | 0 | 0 | 0 | 0 | 0 | 0 | 0 | 0 | W | 24-10 | | |
| 01/01 | Broncos | S | 7 | 6 | 1 | 0.0 | 0.0 | 0 | 0 | 0 | 0 | 0 | 0 | 0 | 0 | 0 | 0 | 0 | 0 | 0 | 0 | 0 | 0 | 0 | 0 | W | 27-24 | | |
| 01/07 | at Raiders | P | 1 | 1 | 0 | 0.0 | 0.0 | 0 | 0 | 0 | 0 | 0 | 0 | 0 | 0 | 0 | 0 | 0 | 0 | 1 | 0 | 1 | 0 | 0 | 0 | W | 31-13 | | |
| 2022 TOTALS | | | 16-6 | 46 | 37 | 9 | 0.0 | 0.0 | 3 | 4 | 0 | 1 | 99 | 99T | 1 | 6 | 0 | 0 | 0 | 0 | 3 | 0 | 3 | 0 | 0 | 0 | 0 | 0 | 14-3 |

+ - Overtime

2022 GAME-BY-GAME POSTSEASON STATISTICS (CHIEFS)

| DATE | OPPONENT | P/S | TACKLES | | | | | | | INTERCEPTIONS | | | | | O. FUMB | | | | ST | | | | MISC | | W/L | SCORE | | | |
|--------------------|-----------|-----|------------|-----------|-----------|----------|------------|------------|----------|---------------|----------|----------|-----------|-----------|----------|----------|----------|----------|----------|----------|----------|----------|----------|----------|----------|----------|----------|----------|------------|
| | | | TK | S | A | SK | YDS | TFL | YDS | QBH | NO | YDS | LG | TD | PD | FF | FR | TD | YDS | TK | S | A | FF | FR | | | S | A | |
| 01/21 | Jaguars | S | 3 | 3 | 0 | 0.0 | 0.0 | 0 | 0 | 1 | 1 | 1 | 1 | 0 | 2 | 0 | 0 | 0 | 0 | 1 | 1 | 0 | 0 | 0 | 0 | 0 | W | 27-20 | |
| 01/29 | Bengals | S | 4 | 4 | 0 | 0.0 | 0.0 | 0 | 0 | 0 | 1 | 10 | 10 | 0 | 2 | 0 | 0 | 0 | 0 | 0 | 0 | 0 | 0 | 0 | 0 | 0 | W | 23-20 | |
| 02/12 | at Eagles | S | 3 | 3 | 0 | 0.0 | 0.0 | 0 | 0 | 0 | 0 | 0 | 0 | 0 | 0 | 0 | 0 | 0 | 0 | 0 | 0 | 0 | 0 | 0 | 0 | W | 38-35 | | |
| 2022 TOTALS | | | 3-3 | 10 | 10 | 0 | 0.0 | 0.0 | 0 | 0 | 1 | 2 | 11 | 10 | 0 | 4 | 0 | 0 | 0 | 0 | 1 | 1 | 0 | 0 | 0 | 0 | 0 | 0 | 3-0 |





JUSTIN WATSON



WIDE RECEIVER #84
PENNSYLVANIA



6TH YEAR IN THE NFL

2ND YEAR WITH THE CHIEFS

HEIGHT: 6'2"
WEIGHT: 215 LBS
DRAFTED: FA-22
BIRTHDAY: 4/4/96

➤ Sixth-year wide receiver enters his second season with the Chiefs in 2023.

➤ Originally entered the NFL as a fifth-round pick (144th overall) by the Tampa Bay Buccaneers in the 2018 NFL Draft.

Re-signed with Kansas City (4/17/23) ... Signed with Kansas City (2/5/22) ... Released by Tampa Bay (1/31/22) ... Signed with Tampa Bay's practice squad (1/18/22) ... Released by Tampa Bay (1/15/22) ... Originally entered the NFL as a fifth-round pick (144th overall) by the Tampa Bay Buccaneers in the 2018 NFL Draft.

Transactions:

COLLEGE

Was a standout wide receiver at UPenn from 2014 to 2017 ... Finished his UPenn career first in receptions (286), first in receiving yards (3,777), first in receiving touchdowns (33), first in all-purpose yards (4,116), second in total touchdowns (34) and fourth in scoring (208 points) ... Was also decorated amongst other Ivy League players, finishing first in 100-yard games (19), consecutive games with a receiving touchdown (10) and consecutive games with a reception (40) ... 2015, 2016 Ivy League Champion ... Two-time Finalist for STATS FCS Walter Payton Award as FCS Offensive Player of the Year (2016, 2017) ... Two-time Finalist for STATS FCS Doris Robinson Award as Student-Athlete of the Year (2016-17) ... 2017 STATS FCS first-team All-American ... 2017 AP third-team All-American ... 2017 CollegeSportsMadness.com third-team All-American ... 2017 unanimous first-team All-Ivy ... 2017 ECAC All-Star ... 2017 National Football Foundation William V. Campbell Trophy Semifinalist as Scholar-Athlete of the Year ... 2017 *Philadelphia Inquirer* Academic All-Area Performer of the Year ... 2016 STATS FCS second-team All-American ... 2016 unanimous first-team All-Ivy ... 2016 ECAC All-Star ... 2016 Ivy League Offensive Player of the Week (10/31, 11/14) ... 2016 CoSIDA Academic All-District honoree ... 2016 FCS Athletic Directors Association Academic All-Star ... 2016 *Philadelphia Inquirer* Academic All-Area Performer of the Year ... 2015 STATS FCS third-team All-American ... 2015 unanimous first-team All-Ivy ... 2015 *Philadelphia Inquirer* Academic All-Area Performer of the Year ... 2015 Ivy League Offensive Player of the Week (9/27, 11/16) ... 2015 STATS FCS National Offensive Player of the Week (11/14) ... Three-time Finalist for Ivy League Offensive Player of the Year (2015, 2016, 2017).

PERSONAL

- Lettered three years in football and served as team captain as a senior.
- Named first-team All-State and All-Conference as a senior.
- Set league records with 1,568 receiving yards and 22 touchdown receptions in a season (2013), which placed him fourth and third in state history in those categories, respectively.
- Selected as 2013 *Almanac* MVP.
- Named to *Pittsburgh Tribune-Review* Terrific 22, *Observer Reporter* Elite 11 and *Pittsburgh Post-Gazette* West Fabulous 22 as a senior.
- Selected to 2014 Big 33 All Star Game.
- Named to 2013 All-Academic Gold team by *Pennsylvania Football News*.
- Member of the winningest class in South Fayette history at 49-6, including 27-1 over his final two seasons with a perfect 16-0 record en route to the 2013 state championship.
- Also won three conference titles and two district championships.
- Also lettered three years in basketball and served as captain as a senior.
- Son of Terri and Doug Watson.
- Was a finance major at the Wharton School at the University of Pennsylvania.



JUSTIN WATSON'S NFL REGULAR SEASON RUSHING/RECEIVING STATISTICS

| DATE | TEAM | GP | GS | RECEIVING | | | | | RUSHING | | | | |
|-------------------|------------|-----------|----------|-----------|------------|-------------|-----------|----------|----------|----------|------------|----------|----------|
| | | | | NO. | YDS. | AVG. | LG | TD | NO. | YDS. | AVG. | LG | TD |
| 2018 | Buccaneers | 12 | 0 | 1 | 5 | 5.0 | 5 | 0 | 0 | 0 | 0.0 | 0 | 0 |
| 2019 | Buccaneers | 16 | 2 | 15 | 159 | 10.6 | 17t | 2 | 0 | 0 | 0.0 | 0 | 0 |
| 2020 | Buccaneers | 11 | 2 | 7 | 94 | 13.4 | 36 | 0 | 0 | 0 | 0.0 | 0 | 0 |
| 2021 | Buccaneers | 1 | 0 | 0 | 0 | 0.0 | 0 | 0 | 0 | 0 | 0.0 | 0 | 0 |
| 2022 | Chiefs | 17 | 5 | 15 | 315 | 21.0 | 67 | 2 | 0 | 0 | 0.0 | 0 | 0 |
| NFL TOTALS | | 57 | 9 | 38 | 573 | 15.1 | 67 | 4 | 0 | 0 | 0.0 | 0 | 0 |

JUSTIN WATSON'S NFL POSTSEASON RUSHING/RECEIVING STATISTICS

| DATE | TEAM | GP | GS | RECEIVING | | | | | RUSHING | | | | |
|-------------------|------------|----------|----------|-----------|-----------|-------------|-----------|----------|----------|----------|------------|----------|----------|
| | | | | NO. | YDS. | AVG. | LG | TD | NO. | YDS. | AVG. | LG | TD |
| 2020 | Buccaneers | 1 | 0 | 0 | 0 | 0.0 | 0 | 0 | 0 | 0 | 0.0 | 0 | 0 |
| 2021 | Buccaneers | 0 | 0 | 0 | 0 | 0.0 | 0 | 0 | 0 | 0 | 0.0 | 0 | 0 |
| 2022 | Chiefs | 2 | 0 | 3 | 30 | 10.0 | 12 | 0 | 0 | 0 | 0.0 | 0 | 0 |
| NFL TOTALS | | 3 | 0 | 3 | 30 | 10.0 | 12 | 0 | 0 | 0 | 0.0 | 0 | 0 |

JUSTIN WATSON'S NFL REGULAR SEASON RETURN STATISTICS

| DATE | TEAM | KICKOFF RETURNS | | | | | PUNT RETURNS | | | | | |
|-------------------|------------|-----------------|-----------|------------|-----------|----------|--------------|----------|-----------|------------|-----------|----------|
| | | RET. | YDS. | AVG. | LG | TD | NO. | FC | YDS. | AVG. | LG | TD |
| 2018 | Buccaneers | 0 | 0 | 0.0 | 0 | 0 | 0 | 0 | 0 | 0.0 | 0 | 0 |
| 2019 | Buccaneers | 0 | 0 | 0.0 | 0 | 0 | 2 | 5 | 3 | 1.5 | 7 | 0 |
| 2020 | Buccaneers | 2 | 19 | 9.5 | 13 | 0 | 0 | 0 | 0 | 0.0 | 0 | 0 |
| 2021 | Buccaneers | 0 | 0 | 0.0 | 0 | 0 | 0 | 0 | 0 | 0.0 | 0 | 0 |
| 2022 | Chiefs | 0 | 0 | 0.0 | 0 | 0 | 5 | 3 | 39 | 7.8 | 17 | 0 |
| NFL TOTALS | | 2 | 19 | 9.5 | 13 | 0 | 7 | 8 | 42 | 6.0 | 17 | 0 |

JUSTIN WATSON'S NFL POSTSEASON RETURN STATISTICS

| DATE | TEAM | KICKOFF RETURNS | | | | | PUNT RETURNS | | | | | |
|-------------------|------------|-----------------|----------|------------|----------|----------|--------------|----------|----------|------------|----------|----------|
| | | RET. | YDS. | AVG. | LG | TD | NO. | FC | YDS. | AVG. | LG | TD |
| 2020 | Buccaneers | 0 | 0 | 0.0 | 0 | 0 | 0 | 0 | 0 | 0.0 | 0 | 0 |
| 2021 | Buccaneers | 0 | 0 | 0.0 | 0 | 0 | 0 | 0 | 0 | 0.0 | 0 | 0 |
| 2022 | Chiefs | 0 | 0 | 0.0 | 0 | 0 | 0 | 0 | 0 | 0.0 | 0 | 0 |
| NFL TOTALS | | 0 | 0 | 0.0 | 0 | 0 | 0 | 0 | 0 | 0.0 | 0 | 0 |



SINGLE-GAME HIGHS: RUSHING/RECEIVING

Receptions

5 vs. Houston, Dec 21, 2019
 5 vs. Indianapolis, Dec 08, 2019
 4 vs. L.A. Chargers, Oct 04, 2020
 3 at L.A. Chargers, Nov 20, 2022
 2 vs. L.A. Rams, Nov 27, 2022
 ...5 more at 2.

Receiving Yards

67 at L.A. Chargers, Nov 20, 2022
 59 vs. Indianapolis, Dec 08, 2019
 50 vs. L.A. Chargers, Sep 15, 2022
 48 vs. Carolina, Sep 20, 2020
 43 vs. Houston, Dec 21, 2019

Receiving Average

22.3 at L.A. Chargers, Nov 20, 2022
 11.8 vs. Indianapolis, Dec 08, 2019
 10.0 vs. L.A. Chargers, Oct 04, 2020
 8.6 vs. Houston, Dec 21, 2019

Longest Receptions

67 at Las Vegas, Jan 07, 2023
 41t vs. L.A. Chargers, Sep 15, 2022
 36 vs. Carolina, Sep 20, 2020
 31 vs. Tennessee, Nov 06, 2022
 29 at L.A. Chargers, Nov 20, 2022

Receiving TDs

1 at San Francisco, Oct 23, 2022
 1 vs. L.A. Chargers, Sep 15, 2022
 1 vs. Houston, Dec 21, 2019
 ...1 more at 1.

All-Purpose Yards

67 at L.A. Chargers, Nov 20, 2022
 62 vs. Indianapolis, Dec 08, 2019
 54 vs. Tennessee, Nov 06, 2022
 50 vs. L.A. Chargers, Sep 15, 2022
 48 vs. Carolina, Sep 20, 2020

Kickoff Returns

1 vs. Kansas City, Nov 29, 2020
 1 at N.Y. Giants, Nov 02, 2020

Kickoff Return Yards

13 at N.Y. Giants, Nov 02, 2020
 6 vs. Kansas City, Nov 29, 2020

Longest Kickoff Return

13 at N.Y. Giants, Nov 02, 2020
 6 vs. Kansas City, Nov 29, 2020

Fair Catches

3 at Detroit, Dec 15, 2019
 2 vs. Indianapolis, Dec 08, 2019
 1 at Denver, Dec 11, 2022
 1 at Cincinnati, Dec 04, 2022
 1 vs. L.A. Rams, Nov 27, 2022

Punt Return Yards

22 at Denver, Dec 11, 2022
 17 vs. Tennessee, Nov 06, 2022
 3 vs. Indianapolis, Dec 08, 2019

Longest Punt Return

17 vs. Tennessee, Nov 06, 2022
 7 at Denver, Dec 11, 2022
 7 at Denver, Dec 11, 2022
 7 at Denver, Dec 11, 2022
 ...1 more at 7.

Punt Returns

4 at Denver, Dec 11, 2022
 2 vs. Indianapolis, Dec 08, 2019
 1 vs. Tennessee, Nov 06, 2022

Punt Return Average

5.5 at Denver, Dec 11, 2022

Special Teams Tackles

2 at Carolina, Nov 15, 2020
 2 at New Orleans, Sep 13, 2020
 2 vs. Arizona, Nov 10, 2019
 1 vs. L.A. Rams, Nov 23, 2020
 ...12 more at 1.

Most TDs

1 at San Francisco, Oct 23, 2022
 1 vs. L.A. Chargers, Sep 15, 2022
 1 vs. Houston, Dec 21, 2019
 ...1 more at 1.

SINGLE-GAME HIGHS - POSTSEASON: RECEIVING

Receptions

2 at Philadelphia, Feb 12, 2023
 1 vs. Jacksonville, Jan 21, 2023

Receiving Yards

18 at Philadelphia, Feb 12, 2023
 12 vs. Jacksonville, Jan 21, 2023

Longest Receptions

12 at Philadelphia, Feb 12, 2023
 12 vs. Jacksonville, Jan 21, 2023
 6 at Philadelphia, Feb 12, 2023

All-Purpose Yards

18 at Philadelphia, Feb 12, 2023
 12 vs. Jacksonville, Jan 21, 2023

Special Teams Tackles

1 at Green Bay, Jan 24, 2021

2018 GAME-BY-GAME REGULAR-SEASON STATISTICS (BUCCANEERS)

| DATE | OPPONENT | P/S | RECEIVING | | | | | RUSHING | | | | | W/L | SCORE |
|--------------------|-------------|-------------|-----------|----------|------------|----------|----------|----------|----------|------------|----------|----------|----------|-------------|
| | | | NO. | YDS. | AVG. | LG | TD | NO. | YDS. | AVG. | LG | TD | | |
| 09/09 | at Saints | | | | | | | | | | | | W | 48-40 |
| 09/16 | Eagles | | | | | | | | | | | | W | 27-21 |
| 09/24 | Steelers | | | | | | | | | | | | L | 27-30 |
| 09/30 | at Bears | P | 0 | 0 | 0.0 | 0 | 0 | 0 | 0.0 | 0 | 0 | 0 | L | 10-48 |
| 10/14 | at Falcons | P | 0 | 0 | 0.0 | 0 | 0 | 0 | 0.0 | 0 | 0 | 0 | L | 29-34 |
| 10/21 | Browns | P | 0 | 0 | 0.0 | 0 | 0 | 0 | 0.0 | 0 | 0 | 0 | W | 26-23+ |
| 10/28 | at Bengals | P | 1 | 5 | 5.0 | 5 | 0 | 0 | 0.0 | 0 | 0 | 0 | L | 34-37 |
| 11/04 | at Panthers | P | 0 | 0 | 0.0 | 0 | 0 | 0 | 0.0 | 0 | 0 | 0 | L | 28-42 |
| 11/11 | Redskins | P | 0 | 0 | 0.0 | 0 | 0 | 0 | 0.0 | 0 | 0 | 0 | L | 3-16 |
| 11/18 | at Giants | P | 0 | 0 | 0.0 | 0 | 0 | 0 | 0.0 | 0 | 0 | 0 | L | 35-38 |
| 11/25 | 49ers | P | 0 | 0 | 0.0 | 0 | 0 | 0 | 0.0 | 0 | 0 | 0 | W | 27-9 |
| 12/02 | Panthers | P | 0 | 0 | 0.0 | 0 | 0 | 0 | 0.0 | 0 | 0 | 0 | W | 24-17 |
| 12/09 | Saints | P | 0 | 0 | 0.0 | 0 | 0 | 0 | 0.0 | 0 | 0 | 0 | L | 14-28 |
| 12/16 | at Ravens | P | 0 | 0 | 0.0 | 0 | 0 | 0 | 0.0 | 0 | 0 | 0 | L | 12-20 |
| 12/23 | at Cowboys | | | | | | | | | | | | L | 20-27 |
| 12/30 | Falcons | P | 0 | 0 | 0.0 | 0 | 0 | 0 | 0.0 | 0 | 0 | 0 | L | 32-34 |
| 2018 TOTALS | | 12-0 | 1 | 5 | 5.0 | 5 | 0 | 0 | 0 | 0.0 | 0 | 0 | 0 | 5-11 |

+ - Overtime



2019 GAME-BY-GAME REGULAR-SEASON STATISTICS (BUCCANEERS)

| DATE | OPPONENT | P/S | RECEIVING | | | | | RUSHING | | | | | W/L | SCORE |
|--------------------|-------------|-------------|-----------|------------|-------------|------------|----------|----------|----------|------------|----------|----------|------------|--------|
| | | | NO. | YDS. | AVG. | LG | TD | NO. | YDS. | AVG. | LG | TD | | |
| 09/08 | 49ers | P | 0 | 0 | 0.0 | 0 | 0 | 0 | 0 | 0.0 | 0 | 0 | L | 17-31 |
| 09/12 | at Panthers | P | 0 | 0 | 0.0 | 0 | 0 | 0 | 0 | 0.0 | 0 | 0 | W | 20-14 |
| 09/22 | Giants | P | 0 | 0 | 0.0 | 0 | 0 | 0 | 0 | 0.0 | 0 | 0 | L | 31-32 |
| 09/29 | at Rams | P | 1 | 13 | 13.0 | 13 | 0 | 0 | 0 | 0.0 | 0 | 0 | W | 55-40 |
| 10/06 | at Saints | P | 0 | 0 | 0.0 | 0 | 0 | 0 | 0 | 0.0 | 0 | 0 | L | 24-31 |
| 10/13 | Panthers | P | 0 | 0 | 0.0 | 0 | 0 | 0 | 0 | 0.0 | 0 | 0 | L | 26-37 |
| 10/27 | at Titans | P | 0 | 0 | 0.0 | 0 | 0 | 0 | 0 | 0.0 | 0 | 0 | L | 23-27 |
| 11/03 | at Seahawks | P | 0 | 0 | 0.0 | 0 | 0 | 0 | 0 | 0.0 | 0 | 0 | L | 34-40+ |
| 11/10 | Cardinals | P | 0 | 0 | 0.0 | 0 | 0 | 0 | 0 | 0.0 | 0 | 0 | W | 30-27 |
| 11/17 | Saints | P | 0 | 0 | 0.0 | 0 | 0 | 0 | 0 | 0.0 | 0 | 0 | L | 17-34 |
| 11/24 | at Falcons | P | 0 | 0 | 0.0 | 0 | 0 | 0 | 0 | 0.0 | 0 | 0 | W | 35-22 |
| 12/01 | at Jaguars | P | 0 | 0 | 0.0 | 0 | 0 | 0 | 0 | 0.0 | 0 | 0 | W | 28-11 |
| 12/08 | Colts | P | 5 | 59 | 11.8 | 17t | 1 | 0 | 0 | 0.0 | 0 | 0 | W | 38-35 |
| 12/15 | at Lions | P | 2 | 17 | 8.5 | 12 | 0 | 0 | 0 | 0.0 | 0 | 0 | W | 38-17 |
| 12/21 | Texans | S | 5 | 43 | 8.6 | 12 | 1 | 0 | 0 | 0.0 | 0 | 0 | L | 20-23 |
| 12/29 | Falcons | S | 2 | 27 | 13.5 | 17 | 0 | 0 | 0 | 0.0 | 0 | 0 | L | 22-28+ |
| 2019 TOTALS | | 16-2 | 15 | 159 | 10.6 | 17T | 2 | 0 | 0 | 0.0 | 0 | 0 | 7-9 | |

+ - Overtime

2020 GAME-BY-GAME REGULAR-SEASON STATISTICS (BUCCANEERS)

| DATE | OPPONENT | P/S | RECEIVING | | | | | RUSHING | | | | | W/L | SCORE |
|--------------------|-------------|-------------|-----------|-----------|-------------|-----------|----------|----------|----------|------------|----------|----------|-------------|-------|
| | | | NO. | YDS. | AVG. | LG | TD | NO. | YDS. | AVG. | LG | TD | | |
| 09/13 | at Saints | P | 1 | 6 | 6.0 | 6 | 0 | 0 | 0 | 0.0 | 0 | 0 | L | 23-34 |
| 09/20 | Panthers | S | 2 | 48 | 24.0 | 36 | 0 | 0 | 0 | 0.0 | 0 | 0 | W | 31-17 |
| 09/27 | at Broncos | | | | | | INACTIVE | | | | | | W | 28-10 |
| 10/04 | Chargers | S | 4 | 40 | 10.0 | 15 | 0 | 0 | 0 | 0.0 | 0 | 0 | W | 38-31 |
| 10/08 | at Bears | | | | | | INACTIVE | | | | | | L | 19-20 |
| 10/18 | Packers | P | 0 | 0 | 0.0 | 0 | 0 | 0 | 0 | 0.0 | 0 | 0 | W | 38-10 |
| 10/25 | at Raiders | P | 0 | 0 | 0.0 | 0 | 0 | 0 | 0 | 0.0 | 0 | 0 | W | 45-20 |
| 11/02 | at Giants | P | 0 | 0 | 0.0 | 0 | 0 | 0 | 0 | 0.0 | 0 | 0 | W | 25-23 |
| 11/08 | Saints | | | | | | INACTIVE | | | | | | L | 3-38 |
| 11/15 | at Panthers | P | 0 | 0 | 0.0 | 0 | 0 | 0 | 0 | 0.0 | 0 | 0 | W | 46-23 |
| 11/23 | Rams | P | 0 | 0 | 0.0 | 0 | 0 | 0 | 0 | 0.0 | 0 | 0 | L | 24-27 |
| 11/29 | Chiefs | P | 0 | 0 | 0.0 | 0 | 0 | 0 | 0 | 0.0 | 0 | 0 | L | 24-27 |
| 12/13 | Vikings | P | 0 | 0 | 0.0 | 0 | 0 | 0 | 0 | 0.0 | 0 | 0 | W | 26-14 |
| 12/20 | at Falcons | | | | | | INACTIVE | | | | | | W | 31-27 |
| 12/26 | at Lions | | | | | | INACTIVE | | | | | | W | 47-7 |
| 01/03 | Falcons | P | 0 | 0 | 0.0 | 0 | 0 | 0 | 0 | 0.0 | 0 | 0 | W | 44-27 |
| 2020 TOTALS | | 11-2 | 7 | 94 | 13.4 | 36 | 0 | 0 | 0 | 0.0 | 0 | 0 | 11-5 | |

2021 GAME-BY-GAME REGULAR-SEASON STATISTICS (BUCCANEERS)

| DATE | OPPONENT | P/S | RECEIVING | | | | | RUSHING | | | | | W/L | SCORE |
|--------------------|------------------|------------|-----------|----------|------------|----------|------------------|----------|----------|------------|----------|----------|-------------|--------|
| | | | NO. | YDS. | AVG. | LG | TD | NO. | YDS. | AVG. | LG | TD | | |
| 09/09 | Cowboys | | | | | | DID NOT PLAY | | | | | | W | 31-29 |
| 09/19 | Falcons | | | | | | DID NOT PLAY | | | | | | W | 48-25 |
| 09/26 | at Rams | | | | | | DID NOT PLAY | | | | | | L | 24-34 |
| 10/03 | at Patriots | | | | | | DID NOT PLAY | | | | | | W | 19-17 |
| 10/10 | Dolphins | | | | | | DID NOT PLAY | | | | | | W | 45-17 |
| 10/14 | at Eagles | | | | | | DID NOT PLAY | | | | | | W | 28-22 |
| 10/24 | Bears | | | | | | DID NOT PLAY | | | | | | W | 38-3 |
| 10/31 | at Saints | | | | | | DID NOT PLAY | | | | | | L | 27-36 |
| 11/14 | at Football Team | | | | | | DID NOT PLAY | | | | | | L | 19-29 |
| 11/22 | Giants | | | | | | NOT ON ROSTER | | | | | | W | 30-10 |
| 11/28 | at Colts | | | | | | RESERVE/COVID-19 | | | | | | W | 38-31 |
| 12/05 | at Falcons | | | | | | RESERVE/COVID-19 | | | | | | W | 30-17 |
| 12/12 | Bills | | | | | | RESERVE/COVID-19 | | | | | | W | 33-27+ |
| 12/19 | Saints | | | | | | RESERVE/COVID-19 | | | | | | L | 0-9 |
| 12/26 | at Panthers | | | | | | RESERVE/COVID-19 | | | | | | W | 32-6 |
| 01/02 | at Jets | | | | | | RESERVE/COVID-19 | | | | | | W | 28-24 |
| 01/09 | Panthers | | | | | | RESERVE/COVID-19 | | | | | | W | 41-17 |
| 2021 TOTALS | | 0-0 | 0 | 0 | 0.0 | 0 | 0 | 0 | 0 | 0.0 | 0 | 0 | 13-4 | |

+ - Overtime

2022 GAME-BY-GAME REGULAR-SEASON STATISTICS (CHIEFS)

| DATE | OPPONENT | P/S | RECEIVING | | | | | RUSHING | | | | | W/L | SCORE |
|--------------------|---------------|-------------|-----------|------------|-------------|-----------|----------|----------|----------|------------|----------|----------|-------------|--------|
| | | | NO. | YDS. | AVG. | LG | TD | NO. | YDS. | AVG. | LG | TD | | |
| 09/11 | at Cardinals | P | 0 | 0 | 0.0 | 0 | 0 | 0 | 0 | 0.0 | 0 | 0 | W | 44-21 |
| 09/15 | Chargers | P | 2 | 50 | 25.0 | 41t | 1 | 0 | 0 | 0.0 | 0 | 0 | W | 27-24 |
| 09/25 | at Colts | P | 0 | 0 | 0.0 | 0 | 0 | 0 | 0 | 0.0 | 0 | 0 | L | 17-20 |
| 10/02 | at Buccaneers | P | 0 | 0 | 0.0 | 0 | 0 | 0 | 0 | 0.0 | 0 | 0 | W | 41-31 |
| 10/10 | Raiders | P | 1 | 10 | 10.0 | 10 | 0 | 0 | 0 | 0.0 | 0 | 0 | W | 30-29 |
| 10/16 | Bills | P | 0 | 0 | 0.0 | 0 | 0 | 0 | 0 | 0.0 | 0 | 0 | L | 20-24 |
| 10/23 | at 49ers | P | 1 | 4 | 4.0 | 4t | 1 | 0 | 0 | 0.0 | 0 | 0 | W | 44-23 |
| 11/06 | Titans | P | 2 | 37 | 18.5 | 31 | 0 | 0 | 0 | 0.0 | 0 | 0 | W | 20-17+ |
| 11/13 | Jaguars | P | 1 | 12 | 12.0 | 12 | 0 | 0 | 0 | 0.0 | 0 | 0 | W | 27-17 |
| 11/20 | at Chargers | S | 3 | 67 | 22.3 | 29 | 0 | 0 | 0 | 0.0 | 0 | 0 | W | 30-27 |
| 11/27 | Rams | S | 2 | 26 | 13.0 | 14 | 0 | 0 | 0 | 0.0 | 0 | 0 | W | 26-10 |
| 12/04 | at Bengals | S | 1 | 15 | 15.0 | 15 | 0 | 0 | 0 | 0.0 | 0 | 0 | L | 24-27 |
| 12/11 | at Broncos | S | 0 | 0 | 0.0 | 0 | 0 | 0 | 0 | 0.0 | 0 | 0 | W | 34-28 |
| 12/18 | at Texans | P | 0 | 0 | 0.0 | 0 | 0 | 0 | 0 | 0.0 | 0 | 0 | W | 30-24+ |
| 12/24 | Seahawks | S | 0 | 0 | 0.0 | 0 | 0 | 0 | 0 | 0.0 | 0 | 0 | W | 24-10 |
| 01/01 | Broncos | P | 1 | 27 | 27.0 | 27 | 0 | 0 | 0 | 0.0 | 0 | 0 | W | 27-24 |
| 01/07 | at Raiders | P | 1 | 67 | 67.0 | 67 | 0 | 0 | 0 | 0.0 | 0 | 0 | W | 31-13 |
| 2022 TOTALS | | 17-5 | 15 | 315 | 21.0 | 67 | 2 | 0 | 0 | 0.0 | 0 | 0 | 14-3 | |

+ - Overtime

2020 GAME-BY-GAME POSTSEASON STATISTICS (BUCCANEERS)

| DATE | OPPONENT | P/S | RECEIVING | | | | | RUSHING | | | | | W/L | SCORE |
|--------------------|------------------|------------|-----------|----------|------------|----------|----------|----------|----------|------------|----------|----------|------------|-------|
| | | | NO. | YDS. | AVG. | LG | TD | NO. | YDS. | AVG. | LG | TD | | |
| 01/09 | at Football Team | | | | | | | | | | | | W | 31-23 |
| 01/17 | at Saints | | | | | | | | | | | | W | 30-20 |
| 01/24 | at Packers | P | 0 | 0 | 0.0 | 0 | 0 | 0 | 0 | 0.0 | 0 | 0 | W | 31-26 |
| 02/07 | Chiefs | | | | | | | | | | | | W | 31-9 |
| 2020 TOTALS | | 1-0 | 0 | 0 | 0.0 | 0 | 0 | 0 | 0 | 0.0 | 0 | 0 | 4-0 | |

2021 GAME-BY-GAME POSTSEASON STATISTICS (BUCCANEERS)

| DATE | OPPONENT | P/S | RECEIVING | | | | | RUSHING | | | | | W/L | SCORE |
|--------------------|----------|------------|-----------|----------|------------|----------|----------|----------|----------|------------|----------|----------|------------|-------|
| | | | NO. | YDS. | AVG. | LG | TD | NO. | YDS. | AVG. | LG | TD | | |
| 01/16 | Eagles | | | | | | | | | | | | W | 31-15 |
| 01/23 | Rams | | | | | | | | | | | | L | 27-30 |
| 2021 TOTALS | | 0-0 | 0 | 0 | 0.0 | 0 | 0 | 0 | 0 | 0.0 | 0 | 0 | 1-1 | |

2022 GAME-BY-GAME POSTSEASON STATISTICS (CHIEFS)


| DATE | OPPONENT | P/S | RECEIVING | | | | | RUSHING | | | | | W/L | SCORE |
|--------------------|-----------|------------|-----------|-----------|-------------|-----------|----------|----------|----------|------------|----------|----------|------------|-------|
| | | | NO. | YDS. | AVG. | LG | TD | NO. | YDS. | AVG. | LG | TD | | |
| 01/21 | Jaguars | P | 1 | 12 | 12.0 | 12 | 0 | 0 | 0 | 0.0 | 0 | 0 | W | 27-20 |
| 01/29 | Bengals | | | | | | | | | | | | W | 23-20 |
| 02/12 | at Eagles | P | 2 | 18 | 9.0 | 12 | 0 | 0 | 0 | 0.0 | 0 | 0 | W | 38-35 |
| 2022 TOTALS | | 2-0 | 3 | 30 | 10.0 | 12 | 0 | 0 | 0 | 0.0 | 0 | 0 | 3-0 | |



TERSHAWN WHARTON

DEFENSIVE TACKLE #98

MISSOURI S&T



4TH YEAR IN THE NFL

4TH YEAR WITH THE CHIEFS

HEIGHT: 6'1"
WEIGHT: 280 LBS
DRAFTED: CFA-20
BIRTHDAY: 6/25/98

Fourth-year defensive end enters his fourth season with the Chiefs in 2023.

Originally entered the NFL as an undrafted free agent with the Kansas City Chiefs in 2020.

Career Highlights:

Intercepted a pass from Washington QB Taylor Heinicke (10/17/21). It marks Wharton's first-career interception. It is

the first interception by a Chiefs defensive lineman since DE Frank Clark intercepted Jacksonville QB Gardner Minshew in Week 1 on the 2019 season (9/8/19).

Transactions:

Originally entered the NFL as an undrafted free agent with the Kansas City Chiefs in 2020.

COLLEGE

Spent four seasons (2016-19) at Missouri S&T ... Posted 56 tackles (34 solo), 10.5 tackles for loss, 7.5 sacks, one pass defensed, one forced fumble and two fumble recoveries as a senior ... As a junior, was an All-Super Region 3 selection and named first-team All-GLVC after ranking second in the conference in sacks and tackles for a loss.

PERSONAL

- Landed first-team All-Suburban Central Conference honors at University City High School.
- Led the Lions in tackles with 110, which included 4.0 sacks and an interception.
- Was a three-time All-Conference selection and four-time academic scholar at his school.
- Majored in psychology at Missouri S&T.
- Hometown: University City, Mo.

TERSHAWN WHARTON'S NFL REGULAR SEASON DEFENSIVE STATISTICS

| DATE | TEAM | GP | GS | TACKLES | | | | | | | INTERCEPTIONS | | | | | O. FUMB | | | | ST | | | | MISC | | | | |
|-------------------|--------|-----------|----------|-----------|-----------|-----------|----------|-----------|------------|-------------|---------------|----------|----------|----------|----------|----------|----------|----------|----------|-----------|----------|----------|----------|----------|----------|----------|----------|---|
| | | | | TK | S | A | TFL | YDS | SK | YDS | QBH | NO | YDS | LG | TD | PD | FF | FR | TD | YDS | TK | S | A | FF | FR | S | A | |
| 2020 | Chiefs | 16 | 1 | 27 | 14 | 13 | 4 | 13 | 2.0 | 13.0 | 4 | 0 | 0 | 0 | 0 | 0 | 1 | 1 | 0 | -3 | 0 | 0 | 0 | 0 | 0 | 0 | 0 | 0 |
| 2021 | Chiefs | 17 | 1 | 29 | 13 | 16 | 0 | 0 | 2.0 | 18.0 | 2 | 1 | 0 | 0 | 0 | 1 | 2 | 0 | 0 | 0 | 0 | 0 | 0 | 0 | 0 | 0 | 0 | |
| 2022 | Chiefs | 5 | 0 | 8 | 4 | 4 | 1 | 8 | 1.0 | 8.0 | 4 | 0 | 0 | 0 | 0 | 0 | 0 | 0 | 0 | 0 | 0 | 0 | 0 | 0 | 0 | 0 | 0 | |
| NFL TOTALS | | 38 | 2 | 64 | 31 | 33 | 5 | 21 | 5.0 | 39.0 | 10 | 1 | 0 | 0 | 0 | 1 | 3 | 1 | 0 | -3 | 0 | 0 | 0 | 0 | 0 | 0 | 0 | |

TERSHAWN WHARTON'S NFL POSTSEASON DEFENSIVE STATISTICS

| DATE | TEAM | GP | GS | TACKLES | | | | | | | INTERCEPTIONS | | | | | O. FUMB | | | | ST | | | | MISC | | | |
|-------------------|--------|----------|----------|----------|----------|----------|----------|-----------|------------|-------------|---------------|----------|----------|----------|----------|----------|----------|----------|----------|----------|----------|----------|----------|----------|----------|----------|----------|
| | | | | TK | S | A | TFL | YDS | SK | YDS | QBH | NO | YDS | LG | TD | PD | FF | FR | TD | YDS | TK | S | A | FF | FR | S | A |
| 2020 | Chiefs | 3 | 0 | 4 | 0 | 4 | 0 | 0 | 0.0 | 0.0 | 2 | 0 | 0 | 0 | 0 | 0 | 0 | 0 | 0 | 0 | 0 | 0 | 0 | 0 | 0 | 0 | 0 |
| 2021 | Chiefs | 3 | 0 | 1 | 1 | 0 | 1 | 11 | 1.0 | 11.0 | 1 | 0 | 0 | 0 | 0 | 1 | 0 | 0 | 0 | 0 | 0 | 0 | 0 | 0 | 0 | 0 | 0 |
| 2022 | Chiefs | 0 | 0 | 0 | 0 | 0 | 0 | 0 | 0.0 | 0.0 | 0 | 0 | 0 | 0 | 0 | 0 | 0 | 0 | 0 | 0 | 0 | 0 | 0 | 0 | 0 | 0 | 0 |
| NFL TOTALS | | 6 | 0 | 5 | 1 | 4 | 1 | 11 | 1.0 | 11.0 | 3 | 0 | 0 | 0 | 0 | 1 | 0 | 0 | 0 | 0 | 0 | 0 | 0 | 0 | 0 | 0 | 0 |



SINGLE-GAME HIGHS: DEFENSIVE

Total Tackles 5 at L.A. Chargers, Sep 20, 2020
 4 vs. Green Bay, Nov 07, 2021
 4 vs. N.Y. Jets, Nov 01, 2020
 3 vs. L.A. Chargers, Sep 15, 2022
 3 at Denver, Jan 08, 2022
 ...3 more at 3.

Solo Tackles 4 at L.A. Chargers, Sep 20, 2020
 2 at Indianapolis, Sep 25, 2022
 2 vs. Pittsburgh, Dec 26, 2021
 2 vs. Denver, Dec 05, 2021
 ...4 more at 2.

Sacks 1.0 at Arizona, Sep 11, 2022
 1.0 vs. Pittsburgh, Dec 26, 2021
 1.0 vs. Las Vegas, Dec 12, 2021
 ...2 more at 1.0.

Passes Defensed 1 at Washington, Oct 17, 2021

Forced Fumbles 1 vs. Pittsburgh, Dec 26, 2021
 1 at L.A. Chargers, Dec 16, 2021
 1 at Denver, Oct 25, 2020
Fumble Recoveries 1 at Denver, Oct 25, 2020
Tackles For Loss 1 at Arizona, Sep 11, 2022
 1 at Miami, Dec 13, 2020
 1 vs. N.Y. Jets, Nov 01, 2020
 ...2 more at 1.

Interceptions 1 at Washington, Oct 17, 2021

SINGLE-GAME HIGHS - POSTSEASON: DEFENSIVE

Total Tackles 2 at Tampa Bay, Feb 07, 2021
 1 vs. Pittsburgh, Jan 16, 2022
 1 vs. Buffalo, Jan 24, 2021
 1 vs. Cleveland, Jan 17, 2021

Solo Tackles 1 vs. Pittsburgh, Jan 16, 2022

Sacks 1.0 vs. Pittsburgh, Jan 16, 2022

Passes Defensed 1 vs. Pittsburgh, Jan 16, 2022
Tackles For Loss 1 vs. Pittsburgh, Jan 16, 2022

2020 GAME-BY-GAME REGULAR-SEASON STATISTICS (CHIEFS)

| DATE | OPPONENT | P/S | TACKLES | | | | | | | INTERCEPTIONS | | | | | O. FUMB | | | | ST | | | | MISC | | W/L | SCORE | | | | | | | | |
|--------------------|---------------|-----|-------------|-----------|-----------|-----------|------------|-------------|----------|---------------|----------|----------|----------|----------|----------|----------|----------|----------|----------|-----------|----------|----------|----------|----------|----------|----------|----------|----------|----------|----------|----------|----------|----------|-------------|
| | | | TK | S | A | SK | YDS | TFL | YDS | QBH | NO | YDS | LG | TD | PD | FF | FR | TD | YDS | TK | S | A | FF | FR | | | S | A | | | | | | |
| 09/10 | Texans | P | 2 | 1 | 1 | 0.0 | 0.0 | 0 | 0 | 0 | 0 | 0 | 0 | 0 | 0 | 0 | 0 | 0 | 0 | 0 | 0 | 0 | 0 | 0 | 0 | 0 | 0 | W | 34-20 | | | | | |
| 09/20 | at Chargers | P | 5 | 4 | 1 | 0.0 | 0.0 | 1 | 0 | 0 | 0 | 0 | 0 | 0 | 0 | 0 | 0 | 0 | 0 | 0 | 0 | 0 | 0 | 0 | 0 | 0 | W | 23-20+ | | | | | | |
| 09/28 | at Ravens | P | 0 | 0 | 0 | 0.0 | 0.0 | 0 | 0 | 0 | 0 | 0 | 0 | 0 | 0 | 0 | 0 | 0 | 0 | 0 | 0 | 0 | 0 | 0 | 0 | 0 | W | 34-20 | | | | | | |
| 10/05 | Patriots | P | 2 | 1 | 1 | 0.0 | 0.0 | 0 | 0 | 0 | 0 | 0 | 0 | 0 | 0 | 0 | 0 | 0 | 0 | 0 | 0 | 0 | 0 | 0 | 0 | 0 | W | 26-10 | | | | | | |
| 10/11 | Raiders | P | 3 | 1 | 2 | 0.0 | 0.0 | 0 | 0 | 0 | 0 | 0 | 0 | 0 | 0 | 0 | 0 | 0 | 0 | 0 | 0 | 0 | 0 | 0 | 0 | 0 | L | 32-40 | | | | | | |
| 10/19 | at Bills | P | 1 | 1 | 0 | 0.0 | 0.0 | 1 | 0 | 0 | 0 | 0 | 0 | 0 | 0 | 0 | 0 | 0 | 0 | 0 | 0 | 0 | 0 | 0 | 0 | 0 | W | 26-17 | | | | | | |
| 10/25 | at Broncos | P | 2 | 1 | 1 | 0.0 | 0.0 | 0 | 0 | 0 | 0 | 0 | 0 | 0 | 0 | 1 | 1 | 0 | -3 | 0 | 0 | 0 | 0 | 0 | 0 | 0 | W | 43-16 | | | | | | |
| 11/01 | Jets | P | 4 | 2 | 2 | 1.0 | 5.0 | 1 | 5 | 1 | 0 | 0 | 0 | 0 | 0 | 0 | 0 | 0 | 0 | 0 | 0 | 0 | 0 | 0 | 0 | 0 | W | 35-9 | | | | | | |
| 11/08 | Panthers | P | 1 | 0 | 1 | 0.0 | 0.0 | 0 | 0 | 0 | 0 | 0 | 0 | 0 | 0 | 0 | 0 | 0 | 0 | 0 | 0 | 0 | 0 | 0 | 0 | 0 | W | 33-31 | | | | | | |
| 11/22 | at Raiders | P | 0 | 0 | 0 | 0.0 | 0.0 | 0 | 0 | 0 | 0 | 0 | 0 | 0 | 0 | 0 | 0 | 0 | 0 | 0 | 0 | 0 | 0 | 0 | 0 | 0 | W | 35-31 | | | | | | |
| 11/29 | at Buccaneers | P | 1 | 0 | 1 | 0.0 | 0.0 | 0 | 0 | 0 | 0 | 0 | 0 | 0 | 0 | 0 | 0 | 0 | 0 | 0 | 0 | 0 | 0 | 0 | 0 | 0 | W | 27-24 | | | | | | |
| 12/06 | Broncos | P | 1 | 0 | 1 | 0.0 | 0.0 | 0 | 0 | 0 | 0 | 0 | 0 | 0 | 0 | 0 | 0 | 0 | 0 | 0 | 0 | 0 | 0 | 0 | 0 | 0 | W | 22-16 | | | | | | |
| 12/13 | at Dolphins | P | 2 | 2 | 0 | 1.0 | 8.0 | 1 | 8 | 1 | 0 | 0 | 0 | 0 | 0 | 0 | 0 | 0 | 0 | 0 | 0 | 0 | 0 | 0 | 0 | 0 | W | 33-27 | | | | | | |
| 12/20 | at Saints | P | 1 | 1 | 0 | 0.0 | 0.0 | 0 | 0 | 1 | 0 | 0 | 0 | 0 | 0 | 0 | 0 | 0 | 0 | 0 | 0 | 0 | 0 | 0 | 0 | 0 | W | 32-29 | | | | | | |
| 12/27 | Falcons | P | 0 | 0 | 0 | 0.0 | 0.0 | 0 | 0 | 1 | 0 | 0 | 0 | 0 | 0 | 0 | 0 | 0 | 0 | 0 | 0 | 0 | 0 | 0 | 0 | 0 | W | 17-14 | | | | | | |
| 01/03 | Chargers | S | 2 | 0 | 2 | 0.0 | 0.0 | 0 | 0 | 0 | 0 | 0 | 0 | 0 | 0 | 0 | 0 | 0 | 0 | 0 | 0 | 0 | 0 | 0 | 0 | 0 | L | 21-38 | | | | | | |
| 2020 TOTALS | | | 16-1 | 27 | 14 | 13 | 2.0 | 13.0 | 4 | 13 | 4 | 0 | 0 | 0 | 0 | 0 | 1 | 1 | 0 | -3 | 0 | 0 | 0 | 0 | 0 | 0 | 0 | 0 | 0 | 0 | 0 | 0 | 0 | 14-2 |

+ - Overtime

2021 GAME-BY-GAME REGULAR-SEASON STATISTICS (CHIEFS)

| DATE | OPPONENT | P/S | TACKLES | | | | | | | INTERCEPTIONS | | | | | O. FUMB | | | | ST | | | | MISC | | W/L | SCORE | | | | | | | |
|--------------------|------------------|-----|-------------|-----------|-----------|-----------|------------|-------------|----------|---------------|----------|----------|----------|----------|----------|----------|----------|----------|----------|----------|----------|----------|----------|----------|----------|----------|----------|----------|----------|----------|----------|----------|-------------|
| | | | TK | S | A | SK | YDS | TFL | YDS | QBH | NO | YDS | LG | TD | PD | FF | FR | TD | YDS | TK | S | A | FF | FR | | | S | A | | | | | |
| 09/12 | Browns | S | 3 | 1 | 2 | 0.0 | 0.0 | 0 | 0 | 0 | 0 | 0 | 0 | 0 | 0 | 0 | 0 | 0 | 0 | 0 | 0 | 0 | 0 | 0 | 0 | 0 | W | 33-29 | | | | | |
| 09/19 | at Ravens | P | 1 | 0 | 1 | 0.0 | 0.0 | 0 | 0 | 0 | 0 | 0 | 0 | 0 | 0 | 0 | 0 | 0 | 0 | 0 | 0 | 0 | 0 | 0 | 0 | 0 | L | 35-36 | | | | | |
| 09/26 | Chargers | P | 0 | 0 | 0 | 0.0 | 0.0 | 0 | 0 | 0 | 0 | 0 | 0 | 0 | 0 | 0 | 0 | 0 | 0 | 0 | 0 | 0 | 0 | 0 | 0 | 0 | L | 24-30 | | | | | |
| 10/03 | at Eagles | P | 2 | 1 | 1 | 0.0 | 0.0 | 0 | 0 | 0 | 0 | 0 | 0 | 0 | 0 | 0 | 0 | 0 | 0 | 0 | 0 | 0 | 0 | 0 | 0 | 0 | W | 42-30 | | | | | |
| 10/10 | Bills | P | 2 | 1 | 1 | 0.0 | 0.0 | 0 | 0 | 0 | 0 | 0 | 0 | 0 | 0 | 0 | 0 | 0 | 0 | 0 | 0 | 0 | 0 | 0 | 0 | 0 | L | 20-38 | | | | | |
| 10/17 | at Football Team | P | 1 | 0 | 1 | 0.0 | 0.0 | 0 | 0 | 0 | 1 | 0 | 0 | 0 | 1 | 0 | 0 | 0 | 0 | 0 | 0 | 0 | 0 | 0 | 0 | 0 | W | 31-13 | | | | | |
| 10/24 | at Titans | P | 1 | 1 | 0 | 0.0 | 0.0 | 0 | 0 | 0 | 0 | 0 | 0 | 0 | 0 | 0 | 0 | 0 | 0 | 0 | 0 | 0 | 0 | 0 | 0 | 0 | L | 3-27 | | | | | |
| 11/01 | Giants | P | 0 | 0 | 0 | 0.0 | 0.0 | 0 | 0 | 0 | 0 | 0 | 0 | 0 | 0 | 0 | 0 | 0 | 0 | 0 | 0 | 0 | 0 | 0 | 0 | 0 | W | 20-17 | | | | | |
| 11/07 | Packers | P | 4 | 2 | 2 | 0.0 | 0.0 | 0 | 0 | 0 | 0 | 0 | 0 | 0 | 0 | 0 | 0 | 0 | 0 | 0 | 0 | 0 | 0 | 0 | 0 | 0 | W | 13-7 | | | | | |
| 11/14 | at Raiders | P | 0 | 0 | 0 | 0.0 | 0.0 | 0 | 0 | 0 | 0 | 0 | 0 | 0 | 0 | 0 | 0 | 0 | 0 | 0 | 0 | 0 | 0 | 0 | 0 | 0 | W | 41-14 | | | | | |
| 11/21 | Cowboys | P | 2 | 2 | 0 | 0.0 | 0.0 | 0 | 0 | 0 | 0 | 0 | 0 | 0 | 0 | 0 | 0 | 0 | 0 | 0 | 0 | 0 | 0 | 0 | 0 | 0 | W | 19-9 | | | | | |
| 12/05 | Broncos | P | 2 | 2 | 0 | 0.0 | 0.0 | 0 | 0 | 0 | 0 | 0 | 0 | 0 | 0 | 0 | 0 | 0 | 0 | 0 | 0 | 0 | 0 | 0 | 0 | 0 | W | 22-9 | | | | | |
| 12/12 | Raiders | P | 3 | 1 | 2 | 1.0 | 5.0 | 0 | 0 | 2 | 0 | 0 | 0 | 0 | 0 | 0 | 0 | 0 | 0 | 0 | 0 | 0 | 0 | 0 | 0 | 0 | W | 48-9 | | | | | |
| 12/16 | at Chargers | P | 2 | 0 | 2 | 0.0 | 0.0 | 0 | 0 | 0 | 0 | 0 | 0 | 0 | 0 | 1 | 0 | 0 | 0 | 0 | 0 | 0 | 0 | 0 | 0 | 0 | W | 34-28+ | | | | | |
| 12/26 | Steelers | P | 2 | 2 | 0 | 1.0 | 13.0 | 0 | 0 | 0 | 0 | 0 | 0 | 0 | 0 | 1 | 0 | 0 | 0 | 0 | 0 | 0 | 0 | 0 | 0 | 0 | W | 36-10 | | | | | |
| 01/02 | at Bengals | P | 1 | 0 | 1 | 0.0 | 0.0 | 0 | 0 | 0 | 0 | 0 | 0 | 0 | 0 | 0 | 0 | 0 | 0 | 0 | 0 | 0 | 0 | 0 | 0 | 0 | L | 31-34 | | | | | |
| 01/08 | at Broncos | P | 3 | 0 | 3 | 0.0 | 0.0 | 0 | 0 | 0 | 0 | 0 | 0 | 0 | 0 | 0 | 0 | 0 | 0 | 0 | 0 | 0 | 0 | 0 | 0 | 0 | W | 28-24 | | | | | |
| 2021 TOTALS | | | 17-1 | 29 | 13 | 16 | 2.0 | 18.0 | 0 | 0 | 2 | 1 | 0 | 0 | 0 | 1 | 2 | 0 | 0 | 0 | 0 | 0 | 0 | 0 | 0 | 0 | 0 | 0 | 0 | 0 | 0 | 0 | 12-5 |

+ - Overtime



2022 GAME-BY-GAME REGULAR-SEASON STATISTICS (CHIEFS)

| DATE | OPPONENT | P/S | TACKLES | | | | | | INTERCEPTIONS | | | | | O. FUMB | | | | ST | | | | MISC | | W/L | SCORE | | | |
|--------------------|---------------|------------|----------|----------|----------|------------|------------|----------|---------------|----------|----------|----------|----------|----------|----------|----------|----------|----------|----------|----------|----------|----------|----------|----------|----------|----------|-------------|-------|
| | | | TK | S | A | SK | YDS | TFL | YDS | QBH | NO | YDS | LG | TD | PD | FF | FR | TD | YDS | TK | S | A | FF | | | FR | S | A |
| 09/11 | at Cardinals | P | 1 | 1 | 0 | 1.0 | 8.0 | 1 | 8 | 2 | 0 | 0 | 0 | 0 | 0 | 0 | 0 | 0 | 0 | 0 | 0 | 0 | 0 | 0 | 0 | 0 | W | 44-21 |
| 09/15 | Chargers | P | 3 | 0 | 3 | 0.0 | 0.0 | 0 | 0 | 0 | 0 | 0 | 0 | 0 | 0 | 0 | 0 | 0 | 0 | 0 | 0 | 0 | 0 | 0 | 0 | W | 27-24 | |
| 09/25 | at Colts | P | 2 | 2 | 0 | 0.0 | 0.0 | 0 | 0 | 0 | 0 | 0 | 0 | 0 | 0 | 0 | 0 | 0 | 0 | 0 | 0 | 0 | 0 | 0 | 0 | L | 17-20 | |
| 10/02 | at Buccaneers | P | 2 | 1 | 1 | 0.0 | 0.0 | 0 | 0 | 2 | 0 | 0 | 0 | 0 | 0 | 0 | 0 | 0 | 0 | 0 | 0 | 0 | 0 | 0 | 0 | W | 41-31 | |
| 10/10 | Raiders | P | 0 | 0 | 0 | 0.0 | 0.0 | 0 | 0 | 0 | 0 | 0 | 0 | 0 | 0 | 0 | 0 | 0 | 0 | 0 | 0 | 0 | 0 | 0 | 0 | W | 30-29 | |
| 10/16 | Bills | | | | | | | | | | | | | | | | | | | | | | | | | L | 20-24 | |
| 10/23 | at 49ers | | | | | | | | | | | | | | | | | | | | | | | | | W | 44-23 | |
| 11/06 | Titans | | | | | | | | | | | | | | | | | | | | | | | | | W | 20-17+ | |
| 11/13 | Jaguars | | | | | | | | | | | | | | | | | | | | | | | | | W | 27-17 | |
| 11/20 | at Chargers | | | | | | | | | | | | | | | | | | | | | | | | | W | 30-27 | |
| 11/27 | Rams | | | | | | | | | | | | | | | | | | | | | | | | | W | 26-10 | |
| 12/04 | at Bengals | | | | | | | | | | | | | | | | | | | | | | | | | L | 24-27 | |
| 12/11 | at Broncos | | | | | | | | | | | | | | | | | | | | | | | | | W | 34-28 | |
| 12/18 | at Texans | | | | | | | | | | | | | | | | | | | | | | | | | W | 30-24+ | |
| 12/24 | Seahawks | | | | | | | | | | | | | | | | | | | | | | | | | W | 24-10 | |
| 01/01 | Broncos | | | | | | | | | | | | | | | | | | | | | | | | | W | 27-24 | |
| 01/07 | at Raiders | | | | | | | | | | | | | | | | | | | | | | | | | W | 31-13 | |
| 2022 TOTALS | | 5-0 | 8 | 4 | 4 | 1.0 | 8.0 | 1 | 8 | 4 | 0 | 0 | 0 | 0 | 0 | 0 | 0 | 0 | 0 | 0 | 0 | 0 | 0 | 0 | 0 | 0 | 14-3 | |

+ - Overtime

2020 GAME-BY-GAME POSTSEASON STATISTICS (CHIEFS)

| DATE | OPPONENT | P/S | TACKLES | | | | | | INTERCEPTIONS | | | | | O. FUMB | | | | ST | | | | MISC | | W/L | SCORE | | | |
|--------------------|---------------|------------|----------|----------|----------|------------|------------|----------|---------------|----------|----------|----------|----------|----------|----------|----------|----------|----------|----------|----------|----------|----------|----------|----------|----------|----------|------------|-------|
| | | | TK | S | A | SK | YDS | TFL | YDS | QBH | NO | YDS | LG | TD | PD | FF | FR | TD | YDS | TK | S | A | FF | | | FR | S | A |
| 01/17 | Browns | P | 1 | 0 | 1 | 0.0 | 0.0 | 0 | 0 | 0 | 0 | 0 | 0 | 0 | 0 | 0 | 0 | 0 | 0 | 0 | 0 | 0 | 0 | 0 | 0 | 0 | W | 22-17 |
| 01/24 | Bills | P | 1 | 0 | 1 | 0.0 | 0.0 | 0 | 0 | 1 | 0 | 0 | 0 | 0 | 0 | 0 | 0 | 0 | 0 | 0 | 0 | 0 | 0 | 0 | 0 | 0 | W | 38-24 |
| 02/07 | at Buccaneers | P | 2 | 0 | 2 | 0.0 | 0.0 | 0 | 0 | 1 | 0 | 0 | 0 | 0 | 0 | 0 | 0 | 0 | 0 | 0 | 0 | 0 | 0 | 0 | 0 | L | 9-31 | |
| 2020 TOTALS | | 3-0 | 4 | 0 | 4 | 0.0 | 0.0 | 0 | 0 | 2 | 0 | 0 | 0 | 0 | 0 | 0 | 0 | 0 | 0 | 0 | 0 | 0 | 0 | 0 | 0 | 0 | 2-1 | |

2021 GAME-BY-GAME POSTSEASON STATISTICS (CHIEFS)

| DATE | OPPONENT | P/S | TACKLES | | | | | | INTERCEPTIONS | | | | | O. FUMB | | | | ST | | | | MISC | | W/L | SCORE | | | |
|--------------------|----------|------------|----------|----------|----------|------------|-------------|----------|---------------|----------|----------|----------|----------|----------|----------|----------|----------|----------|----------|----------|----------|----------|----------|----------|----------|----------|------------|--------|
| | | | TK | S | A | SK | YDS | TFL | YDS | QBH | NO | YDS | LG | TD | PD | FF | FR | TD | YDS | TK | S | A | FF | | | FR | S | A |
| 01/16 | Steelers | P | 1 | 1 | 0 | 1.0 | 11.0 | 1 | 11 | 1 | 0 | 0 | 0 | 0 | 1 | 0 | 0 | 0 | 0 | 0 | 0 | 0 | 0 | 0 | 0 | 0 | W | 42-21 |
| 01/23 | Bills | P | 0 | 0 | 0 | 0.0 | 0.0 | 0 | 0 | 0 | 0 | 0 | 0 | 0 | 0 | 0 | 0 | 0 | 0 | 0 | 0 | 0 | 0 | 0 | 0 | 0 | W | 42-36+ |
| 01/30 | Bengals | P | 0 | 0 | 0 | 0.0 | 0.0 | 0 | 0 | 0 | 0 | 0 | 0 | 0 | 0 | 0 | 0 | 0 | 0 | 0 | 0 | 0 | 0 | 0 | 0 | L | 24-27+ | |
| 2021 TOTALS | | 3-0 | 1 | 1 | 0 | 1.0 | 11.0 | 1 | 11 | 1 | 0 | 0 | 0 | 0 | 1 | 0 | 0 | 0 | 0 | 0 | 0 | 0 | 0 | 0 | 0 | 0 | 2-1 | |

+ - Overtime

2022 GAME-BY-GAME POSTSEASON STATISTICS (CHIEFS)

| DATE | OPPONENT | P/S | TACKLES | | | | | | INTERCEPTIONS | | | | | O. FUMB | | | | ST | | | | MISC | | W/L | SCORE | | | |
|--------------------|-----------|-----|----------|----------|----------|------------|------------|----------|---------------|----------|----------|----------|----------|----------|----------|----------|----------|----------|----------|----------|----------|----------|----------|----------|----------|----------|------------|-------|
| | | | TK | S | A | SK | YDS | TFL | YDS | QBH | NO | YDS | LG | TD | PD | FF | FR | TD | YDS | TK | S | A | FF | | | FR | S | A |
| 01/21 | Jaguars | | | | | | | | | | | | | | | | | | | | | | | | | | W | 27-20 |
| 01/29 | Bengals | | | | | | | | | | | | | | | | | | | | | | | | | | W | 23-20 |
| 02/12 | at Eagles | | | | | | | | | | | | | | | | | | | | | | | | | | W | 38-35 |
| 2022 TOTALS | | | 0 | 0 | 0 | 0.0 | 0.0 | 0 | 0 | 0 | 0 | 0 | 0 | 0 | 0 | 0 | 0 | 0 | 0 | 0 | 0 | 0 | 0 | 0 | 0 | 0 | 3-0 | |





CHRIS WILLIAMS

DEFENSIVE TACKLE #70
WAGNER



2ND YEAR IN THE NFL

1ST YEAR WITH THE CHIEFS

HEIGHT: 6'3"
WEIGHT: 302 LBS
DRAFTED: FA-23
BIRTHDAY: 6/16/98

- Second-year defensive tackle enters his first season with the Chiefs in 2023.
- Originally entered the NFL as an undrafted free agent with the Indianapolis Colts in 2020.

Transactions:

Signed with Kansas City (5/10/23) ... Released by Indianapolis

(5/4/23) ... Signed with Indianapolis practice squad (8/31/22) ... Released by Indianapolis (8/30/22) ... Signed with Indianapolis (1/10/22) ... Signed with Indianapolis' practice squad (10/20/21) ... Released by Indianapolis (10/19/21) ... Signed with Indianapolis (1/11/21) ... Signed with Indianapolis' practice squad (9/6/20) ... Released by Indianapolis (9/5/20) ... Originally entered the NFL as an undrafted free agent with the Indianapolis Colts in 2020.

COLLEGE

Played four seasons at Wagner (2016-19) ... Played in 42 games, accumulating 105 tackles, 21.5 tackles for loss (-74.0yds), 6.0 sacks (-27.0yds), one pass defended, three forced fumbles, one fumble recovery and three blocked kicks ... In 2019, was named to the All-NEC preseason team and Phil Steele's preseason All-NEC first-team.

CHRIS WILLIAMS' NFL REGULAR SEASON DEFENSIVE STATISTICS

| DATE | TEAM | GP | GS | TACKLES | | | | | | | INTERCEPTIONS | | | | | O. FUMB | | | | ST | | MISC | | | | | | | |
|-------------------|-------|-----------|----------|----------|----------|----------|----------|----------|------------|------------|---------------|----------|----------|----------|----------|----------|----------|----------|----------|----------|----------|----------|----------|----------|----------|----------|----------|----------|----------|
| | | | | TK | S | A | TFL | YDS | SK | YDS | QBH | NO | YDS | LG | TD | PD | FF | FR | TD | YDS | TK | S | A | FF | FR | S | A | | |
| 2020 | Colts | 0 | 0 | 0 | 0 | 0 | 0 | 0 | 0 | 0.0 | 0.0 | 0 | 0 | 0 | 0 | 0 | 0 | 0 | 0 | 0 | 0 | 0 | 0 | 0 | 0 | 0 | 0 | 0 | 0 |
| 2021 | Colts | 8 | 0 | 4 | 2 | 2 | 0 | 0 | 0.0 | 0.0 | 0 | 0 | 0 | 0 | 0 | 0 | 0 | 0 | 0 | 0 | 0 | 0 | 0 | 0 | 0 | 0 | 0 | 0 | 0 |
| 2022 | Colts | 5 | 0 | 2 | 1 | 1 | 0 | 0 | 0.0 | 0.0 | 1 | 0 | 0 | 0 | 0 | 0 | 0 | 0 | 0 | 0 | 0 | 0 | 0 | 0 | 0 | 0 | 0 | 0 | 0 |
| NFL TOTALS | | 13 | 0 | 6 | 3 | 3 | 0 | 0 | 0.0 | 0.0 | 1 | 0 | 0 | 0 | 0 | 0 | 0 | 0 | 0 | 0 | 0 | 0 | 0 | 0 | 0 | 0 | 0 | 0 | 0 |

CHRIS WILLIAMS' NFL POSTSEASON DEFENSIVE STATISTICS

| DATE | TEAM | GP | GS | TACKLES | | | | | | | INTERCEPTIONS | | | | | O. FUMB | | | | ST | | MISC | | | | | | | |
|-------------------|-------|----------|----------|----------|----------|----------|----------|----------|----------|------------|---------------|----------|----------|----------|----------|----------|----------|----------|----------|----------|----------|----------|----------|----------|----------|----------|----------|----------|----------|
| | | | | TK | S | A | TFL | YDS | SK | YDS | QBH | NO | YDS | LG | TD | PD | FF | FR | TD | YDS | TK | S | A | FF | FR | S | A | | |
| 2020 | Colts | 0 | 0 | 0 | 0 | 0 | 0 | 0 | 0 | 0.0 | 0.0 | 0 | 0 | 0 | 0 | 0 | 0 | 0 | 0 | 0 | 0 | 0 | 0 | 0 | 0 | 0 | 0 | 0 | 0 |
| NFL TOTALS | | 0 | 0 | 0 | 0 | 0 | 0 | 0 | 0 | 0.0 | 0.0 | 0 | 0 | 0 | 0 | 0 | 0 | 0 | 0 | 0 | 0 | 0 | 0 | 0 | 0 | 0 | 0 | 0 | 0 |

SINGLE-GAME HIGHS: DEFENSIVE

Total Tackles 2 at Jacksonville, Jan 09, 2022
 1 at N.Y. Giants, Jan 01, 2023
 1 vs. Jacksonville, Oct 16, 2022
 1 vs. Las Vegas, Jan 02, 2022
 ...1 more at 1.

Solo Tackles 2 at Jacksonville, Jan 09, 2022
 1 vs. Jacksonville, Oct 16, 2022



2020 GAME-BY-GAME REGULAR-SEASON STATISTICS (COLTS)

| DATE | OPPONENT | P/S | TACKLES | | | | | | | INTERCEPTIONS | | | | | O. FUMB | | | | ST | | | | MISC | | W/L | SCORE | | | | | | | | | | |
|--------------------|-------------|-----|----------|----------|----------|------------|------------|----------|----------|---------------|----------|----------|----------|----------|----------|----------|----------|----------|----------|----------|----------|----------|----------|----------|----------|----------|----------|----------|----------|----------|----------|----------|----------|----------|----------|-------------|
| | | | TK | S | A | SK | YDS | TFL | YDS | QBH | NO | YDS | LG | TD | PD | FF | FR | TD | YDS | TK | S | A | FF | FR | | | S | A | | | | | | | | |
| 09/13 | at Jaguars | | | | | | | | | | | | | | | | | | | | | | | | | L | 20-27 | | | | | | | | | |
| 09/20 | Vikings | | | | | | | | | | | | | | | | | | | | | | | | | W | 28-11 | | | | | | | | | |
| 09/27 | Jets | | | | | | | | | | | | | | | | | | | | | | | | | W | 36-7 | | | | | | | | | |
| 10/04 | at Bears | | | | | | | | | | | | | | | | | | | | | | | | | W | 19-11 | | | | | | | | | |
| 10/11 | at Browns | | | | | | | | | | | | | | | | | | | | | | | | | L | 23-32 | | | | | | | | | |
| 10/18 | Bengals | | | | | | | | | | | | | | | | | | | | | | | | | W | 31-27 | | | | | | | | | |
| 11/01 | at Lions | | | | | | | | | | | | | | | | | | | | | | | | | W | 41-21 | | | | | | | | | |
| 11/08 | Ravens | | | | | | | | | | | | | | | | | | | | | | | | | L | 10-24 | | | | | | | | | |
| 11/12 | at Titans | | | | | | | | | | | | | | | | | | | | | | | | | W | 34-17 | | | | | | | | | |
| 11/22 | Packers | | | | | | | | | | | | | | | | | | | | | | | | | W | 34-31+ | | | | | | | | | |
| 11/29 | Titans | | | | | | | | | | | | | | | | | | | | | | | | | L | 26-45 | | | | | | | | | |
| 12/06 | at Texans | | | | | | | | | | | | | | | | | | | | | | | | | W | 26-20 | | | | | | | | | |
| 12/13 | at Raiders | | | | | | | | | | | | | | | | | | | | | | | | | W | 44-27 | | | | | | | | | |
| 12/20 | Texans | | | | | | | | | | | | | | | | | | | | | | | | | W | 27-20 | | | | | | | | | |
| 12/27 | at Steelers | | | | | | | | | | | | | | | | | | | | | | | | | L | 24-28 | | | | | | | | | |
| 01/03 | Jaguars | | | | | | | | | | | | | | | | | | | | | | | | | W | 28-14 | | | | | | | | | |
| 2020 TOTALS | | | 0 | 0 | 0 | 0.0 | 0.0 | 0 | 0 | 0 | 0 | 0 | 0 | 0 | 0 | 0 | 0 | 0 | 0 | 0 | 0 | 0 | 0 | 0 | 0 | 0 | 0 | 0 | 0 | 0 | 0 | 0 | 0 | 0 | 0 | 11-5 |

+ - Overtime

2021 GAME-BY-GAME REGULAR-SEASON STATISTICS (COLTS)

| DATE | OPPONENT | P/S | TACKLES | | | | | | | INTERCEPTIONS | | | | | O. FUMB | | | | ST | | | | MISC | | W/L | SCORE | | | | | | | | | |
|--------------------|--------------|------------|----------|----------|----------|------------|------------|----------|----------|---------------|----------|----------|----------|----------|----------|----------|----------|----------|----------|----------|----------|----------|----------|----------|----------|----------|----------|----------|----------|----------|----------|----------|----------|----------|------------|
| | | | TK | S | A | SK | YDS | TFL | YDS | QBH | NO | YDS | LG | TD | PD | FF | FR | TD | YDS | TK | S | A | FF | FR | | | S | A | | | | | | | |
| 09/12 | Seahawks | P | 0 | 0 | 0 | 0.0 | 0.0 | 0 | 0 | 0 | 0 | 0 | 0 | 0 | 0 | 0 | 0 | 0 | 0 | 0 | 0 | 0 | 0 | 0 | 0 | 0 | L | 16-28 | | | | | | | |
| 09/19 | Rams | | | | | | | | | | | | | | | | | | | | | | | | | | L | 24-27 | | | | | | | |
| 09/26 | at Titans | P | 1 | 0 | 1 | 0.0 | 0.0 | 0 | 0 | 0 | 0 | 0 | 0 | 0 | 0 | 0 | 0 | 0 | 0 | 0 | 0 | 0 | 0 | 0 | 0 | L | 16-25 | | | | | | | | |
| 10/03 | at Dolphins | P | 0 | 0 | 0 | 0.0 | 0.0 | 0 | 0 | 0 | 0 | 0 | 0 | 0 | 0 | 0 | 0 | 0 | 0 | 0 | 0 | 0 | 0 | 0 | 0 | W | 27-17 | | | | | | | | |
| 10/11 | at Ravens | P | 0 | 0 | 0 | 0.0 | 0.0 | 0 | 0 | 0 | 0 | 0 | 0 | 0 | 0 | 0 | 0 | 0 | 0 | 0 | 0 | 0 | 0 | 0 | 0 | L | 25-31+ | | | | | | | | |
| 10/17 | Texans | | | | | | | | | | | | | | | | | | | | | | | | | W | 31-3 | | | | | | | | |
| 10/24 | at 49ers | | | | | | | | | | | | | | | | | | | | | | | | | W | 30-18 | | | | | | | | |
| 10/31 | Titans | | | | | | | | | | | | | | | | | | | | | | | | | L | 31-34+ | | | | | | | | |
| 11/04 | Jets | | | | | | | | | | | | | | | | | | | | | | | | | W | 45-30 | | | | | | | | |
| 11/14 | Jaguars | | | | | | | | | | | | | | | | | | | | | | | | | W | 23-17 | | | | | | | | |
| 11/21 | at Bills | | | | | | | | | | | | | | | | | | | | | | | | | W | 41-15 | | | | | | | | |
| 11/28 | Buccaneers | | | | | | | | | | | | | | | | | | | | | | | | | L | 31-38 | | | | | | | | |
| 12/05 | at Texans | | | | | | | | | | | | | | | | | | | | | | | | | W | 31-0 | | | | | | | | |
| 12/18 | Patriots | P | 0 | 0 | 0 | 0.0 | 0.0 | 0 | 0 | 0 | 0 | 0 | 0 | 0 | 0 | 0 | 0 | 0 | 0 | 0 | 0 | 0 | 0 | 0 | 0 | W | 27-17 | | | | | | | | |
| 12/25 | at Cardinals | P | 0 | 0 | 0 | 0.0 | 0.0 | 0 | 0 | 0 | 0 | 0 | 0 | 0 | 0 | 0 | 0 | 0 | 0 | 0 | 0 | 0 | 0 | 0 | 0 | W | 22-16 | | | | | | | | |
| 01/02 | Raiders | | | | | | | | | | | | | | | | | | | | | | | | | L | 20-23 | | | | | | | | |
| 01/09 | at Jaguars | | | | | | | | | | | | | | | | | | | | | | | | | L | 11-26 | | | | | | | | |
| 2021 TOTALS | | 6-0 | 1 | 0 | 1 | 0.0 | 0.0 | 0 | 0 | 0 | 0 | 0 | 0 | 0 | 0 | 0 | 0 | 0 | 0 | 0 | 0 | 0 | 0 | 0 | 0 | 0 | 0 | 0 | 0 | 0 | 0 | 0 | 0 | 0 | 9-8 |

+ - Overtime

2022 GAME-BY-GAME REGULAR-SEASON STATISTICS (COLTS)

| DATE | OPPONENT | P/S | TACKLES | | | | | | | INTERCEPTIONS | | | | | O. FUMB | | | | ST | | | | MISC | | W/L | SCORE | | | | | | | | | |
|--------------------|-------------|------------|----------|----------|----------|------------|------------|----------|----------|---------------|----------|----------|----------|----------|----------|----------|----------|----------|----------|----------|----------|----------|----------|----------|----------|----------|----------|----------|----------|----------|----------|----------|----------|----------|---------------|
| | | | TK | S | A | SK | YDS | TFL | YDS | QBH | NO | YDS | LG | TD | PD | FF | FR | TD | YDS | TK | S | A | FF | FR | | | S | A | | | | | | | |
| 09/11 | at Texans | | | | | | | | | | | | | | | | | | | | | | | | | T | 20-20 | | | | | | | | |
| 09/18 | at Jaguars | | | | | | | | | | | | | | | | | | | | | | | | | L | 0-24 | | | | | | | | |
| 09/25 | Chiefs | | | | | | | | | | | | | | | | | | | | | | | | | W | 20-17 | | | | | | | | |
| 10/02 | Titans | | | | | | | | | | | | | | | | | | | | | | | | | L | 17-24 | | | | | | | | |
| 10/06 | at Broncos | P | 0 | 0 | 0 | 0.0 | 0.0 | 0 | 0 | 0 | 1 | 0 | 0 | 0 | 0 | 0 | 0 | 0 | 0 | 0 | 0 | 0 | 0 | 0 | 0 | W | 12-9+ | | | | | | | | |
| 10/16 | Jaguars | P | 1 | 1 | 0 | 0.0 | 0.0 | 0 | 0 | 0 | 0 | 0 | 0 | 0 | 0 | 0 | 0 | 0 | 0 | 0 | 0 | 0 | 0 | 0 | 0 | W | 34-27 | | | | | | | | |
| 10/23 | at Titans | P | 0 | 0 | 0 | 0.0 | 0.0 | 0 | 0 | 0 | 0 | 0 | 0 | 0 | 0 | 0 | 0 | 0 | 0 | 0 | 0 | 0 | 0 | 0 | 0 | L | 10-19 | | | | | | | | |
| 10/30 | Commanders | | | | | | | | | | | | | | | | | | | | | | | | | L | 16-17 | | | | | | | | |
| 11/06 | at Patriots | | | | | | | | | | | | | | | | | | | | | | | | | L | 3-26 | | | | | | | | |
| 11/13 | at Raiders | | | | | | | | | | | | | | | | | | | | | | | | | W | 25-20 | | | | | | | | |
| 11/20 | Eagles | | | | | | | | | | | | | | | | | | | | | | | | | L | 16-17 | | | | | | | | |
| 11/28 | Steelers | P | 0 | 0 | 0 | 0.0 | 0.0 | 0 | 0 | 0 | 0 | 0 | 0 | 0 | 0 | 0 | 0 | 0 | 0 | 0 | 0 | 0 | 0 | 0 | 0 | L | 17-24 | | | | | | | | |
| 12/04 | at Cowboys | | | | | | | | | | | | | | | | | | | | | | | | | L | 19-54 | | | | | | | | |
| 12/17 | at Vikings | | | | | | | | | | | | | | | | | | | | | | | | | L | 36-39+ | | | | | | | | |
| 12/26 | Chargers | | | | | | | | | | | | | | | | | | | | | | | | | L | 3-20 | | | | | | | | |
| 01/01 | at Giants | P | 1 | 0 | 1 | 0.0 | 0.0 | 0 | 0 | 0 | 0 | 0 | 0 | 0 | 0 | 0 | 0 | 0 | 0 | 0 | 0 | 0 | 0 | 0 | 0 | L | 10-38 | | | | | | | | |
| 01/08 | Texans | | | | | | | | | | | | | | | | | | | | | | | | | L | 31-32 | | | | | | | | |
| 2022 TOTALS | | 5-0 | 2 | 1 | 1 | 0.0 | 0.0 | 0 | 0 | 0 | 1 | 0 | 0 | 0 | 0 | 0 | 0 | 0 | 0 | 0 | 0 | 0 | 0 | 0 | 0 | 0 | 0 | 0 | 0 | 0 | 0 | 0 | 0 | 0 | 4-12-1 |

+ - Overtime

2020 GAME-BY-GAME POSTSEASON STATISTICS (COLTS)

| DATE | OPPONENT | P/S | TACKLES | | | | | | | INTERCEPTIONS | | | | | O. FUMB | | | | ST | | | | MISC | | W/L | SCORE | | | | | | | | | |
|--------------------|----------|-----|----------|----------|----------|------------|------------|----------|----------|---------------|----------|----------|----------|----------|----------|----------|----------|----------|----------|----------|----------|----------|----------|----------|----------|----------|----------|----------|----------|----------|----------|----------|----------|----------|------------|
| | | | TK | S | A | SK | YDS | TFL | YDS | QBH | NO | YDS | LG | TD | PD | FF | FR | TD | YDS | TK | S | A | FF | FR | | | S | A | | | | | | | |
| 01/09 | at Bills | | | | | | | | | | | | | | | | | | | | | | | | | L | 24-27 | | | | | | | | |
| 2020 TOTALS | | | 0 | 0 | 0 | 0.0 | 0.0 | 0 | 0 | 0 | 0 | 0 | 0 | 0 | 0 | 0 | 0 | 0 | 0 | 0 | 0 | 0 | 0 | 0 | 0 | 0 | 0 | 0 | 0 | 0 | 0 | 0 | 0 | 0 | 0-1 |





JOSHUA WILLIAMS

CORNERBACK #2
FAYETTEVILLE STATE



2ND YEAR IN THE NFL

2ND YEAR WITH THE CHIEFS

HEIGHT: 6'3"
WEIGHT: 193 LBS
DRAFTED: D4-22
BIRTHDAY: 10/17/99

- Second-year cornerback enters his second season with the Chiefs in 2023.
- Originally entered the NFL as a fourth-round draft pick (135th overall) by the Kansas City Chiefs in the 2022 NFL Draft.

Transactions:

Originally entered the NFL as a fourth-round draft pick (135th overall) by the Kansas City Chiefs in the 2022 NFL Draft.

COLLEGE

Three-year letterwinner at Fayetteville State ... Team did not play the 2020 season due to Covid-19 ... In three seasons, played 28 games, logging 79 tackles (55 solo), including 4.0 (-24.0) tackles for loss, five interceptions with one returned for a touchdown and 22 passes defended ... Had one punt return TD ... Earned first-team All-Central Intercollegiate Athletic Association honors his senior season.

PERSONAL

- Attended Jack Britt High School and spent one season at Palmetto Prep.
- A native of Fayetteville, N.C.

JOSHUA WILLIAMS' NFL REGULAR SEASON DEFENSIVE STATISTICS

| DATE | TEAM | GP | GS | TACKLES | | | | | | | INTERCEPTIONS | | | | | O. FUMB | | | | ST | | | MISC | | | |
|-------------------|--------|-----------|----------|-----------|-----------|-----------|----------|----------|------------|------------|---------------|----------|----------|----------|----------|----------|----------|----------|----------|----------|----------|----------|----------|----------|----------|----------|
| | | | | TK | S | A | TFL | YDS | SK | YDS | QBH | NO | YDS | LG | TD | PD | FF | FR | TD | YDS | TK | S | A | FF | FR | S |
| 2022 | Chiefs | 17 | 4 | 39 | 28 | 11 | 1 | 2 | 0.0 | 0.0 | 0 | 1 | 7 | 7 | 0 | 7 | 0 | 0 | 0 | 0 | 1 | 1 | 0 | 0 | 0 | 0 |
| NFL TOTALS | | 17 | 4 | 39 | 28 | 11 | 1 | 2 | 0.0 | 0.0 | 0 | 1 | 7 | 7 | 0 | 7 | 0 | 0 | 0 | 0 | 1 | 1 | 0 | 0 | 0 | 0 |

JOSHUA WILLIAMS' NFL POSTSEASON DEFENSIVE STATISTICS

| DATE | TEAM | GP | GS | TACKLES | | | | | | | INTERCEPTIONS | | | | | O. FUMB | | | | ST | | | MISC | | | |
|-------------------|--------|----------|----------|----------|----------|----------|----------|----------|------------|------------|---------------|----------|-----------|----------|----------|----------|----------|----------|----------|----------|----------|----------|----------|----------|----------|----------|
| | | | | TK | S | A | TFL | YDS | SK | YDS | QBH | NO | YDS | LG | TD | PD | FF | FR | TD | YDS | TK | S | A | FF | FR | S |
| 2022 | Chiefs | 3 | 0 | 8 | 6 | 2 | 0 | 0 | 0.0 | 0.0 | 0 | 1 | -4 | 0 | 0 | 1 | 0 | 0 | 0 | 0 | 1 | 1 | 0 | 0 | 0 | 0 |
| NFL TOTALS | | 3 | 0 | 8 | 6 | 2 | 0 | 0 | 0.0 | 0.0 | 0 | 1 | -4 | 0 | 0 | 1 | 0 | 0 | 0 | 0 | 1 | 1 | 0 | 0 | 0 | 0 |

SINGLE-GAME HIGHS: DEFENSIVE

- Total Tackles**
 - 9 vs. Buffalo, Oct 16, 2022
 - 7 at Cincinnati, Dec 04, 2022
 - 6 at L.A. Chargers, Nov 20, 2022
 - 4 at Denver, Dec 11, 2022
- Solo Tackles**
 - 4 vs. Jacksonville, Nov 13, 2022
 - 6 at Cincinnati, Dec 04, 2022
 - 6 vs. Buffalo, Oct 16, 2022
 - 4 at L.A. Chargers, Nov 20, 2022
 - 4 vs. Jacksonville, Nov 13, 2022
 - 2 vs. Tennessee, Nov 06, 2022
- Passes Defensed**
 - 3 at San Francisco, Oct 23, 2022
 - 1 vs. Seattle, Dec 24, 2022
 - 1 at Houston, Dec 18, 2022
 - 1 vs. L.A. Rams, Nov 27, 2022
 - ...1 more at 1.
- Tackles For Loss**
 - 1 vs. Tennessee, Nov 06, 2022
- Interceptions**
 - 1 at San Francisco, Oct 23, 2022
- Special Teams Tackles**
 - 1 at L.A. Chargers, Nov 20, 2022



SINGLE-GAME HIGHS - POSTSEASON: DEFENSIVE

Total Tackles 4 at Philadelphia, Feb 12, 2023
 4 vs. Cincinnati, Jan 29, 2023

Solo Tackles 3 at Philadelphia, Feb 12, 2023
 3 vs. Cincinnati, Jan 29, 2023

Passes Defensed 1 vs. Cincinnati, Jan 29, 2023

Interceptions 1 vs. Cincinnati, Jan 29, 2023

Special Teams Tackles 1 vs. Cincinnati, Jan 29, 2023

2022 GAME-BY-GAME REGULAR-SEASON STATISTICS (CHIEFS)


| DATE | OPPONENT | P/S | TACKLES | | | | | | | | INTERCEPTIONS | | | | | O. FUMB | | | | ST | | | | | MISC | | W/L | SCORE | | | | |
|--------------------|---------------|-----|-------------|-----------|-----------|-----------|------------|------------|----------|----------|---------------|----------|----------|----------|----------|----------|----------|----------|----------|----------|----------|----------|----------|----------|----------|----------|----------|----------|----------|----------|----------|-------------|
| | | | TK | S | A | SK | YDS | TFL | YDS | QBH | NO | YDS | LG | TD | PD | FF | FR | TD | YDS | TK | S | A | FF | FR | S | A | | | | | | |
| 09/11 | at Cardinals | P | 1 | 1 | 0 | 0.0 | 0.0 | 0 | 0 | 0 | 0 | 0 | 0 | 0 | 0 | 0 | 0 | 0 | 0 | 0 | 0 | 0 | 0 | 0 | 0 | W | 44-21 | | | | | |
| 09/15 | Chargers | P | 0 | 0 | 0 | 0.0 | 0.0 | 0 | 0 | 0 | 0 | 0 | 0 | 0 | 0 | 0 | 0 | 0 | 0 | 0 | 0 | 0 | 0 | 0 | 0 | W | 27-24 | | | | | |
| 09/25 | at Colts | P | 0 | 0 | 0 | 0.0 | 0.0 | 0 | 0 | 0 | 0 | 0 | 0 | 0 | 0 | 0 | 0 | 0 | 0 | 0 | 0 | 0 | 0 | 0 | L | 17-20 | | | | | | |
| 10/02 | at Buccaneers | P | 0 | 0 | 0 | 0.0 | 0.0 | 0 | 0 | 0 | 0 | 0 | 0 | 0 | 0 | 0 | 0 | 0 | 0 | 0 | 0 | 0 | 0 | 0 | W | 41-31 | | | | | | |
| 10/10 | Raiders | P | 0 | 0 | 0 | 0.0 | 0.0 | 0 | 0 | 0 | 0 | 0 | 0 | 0 | 0 | 0 | 0 | 0 | 0 | 0 | 0 | 0 | 0 | 0 | W | 30-29 | | | | | | |
| 10/16 | Bills | P | 9 | 6 | 3 | 0.0 | 0.0 | 0 | 0 | 0 | 0 | 0 | 0 | 0 | 0 | 0 | 0 | 0 | 0 | 0 | 0 | 0 | 0 | 0 | L | 20-24 | | | | | | |
| 10/23 | at 49ers | P | 1 | 1 | 0 | 0.0 | 0.0 | 0 | 0 | 0 | 0 | 1 | 7 | 7 | 0 | 3 | 0 | 0 | 0 | 0 | 0 | 0 | 0 | 0 | 0 | W | 44-23 | | | | | |
| 11/06 | Titans | P | 2 | 2 | 0 | 0.0 | 0.0 | 1 | 2 | 0 | 0 | 0 | 0 | 0 | 0 | 0 | 0 | 0 | 0 | 0 | 0 | 0 | 0 | 0 | W | 20-17+ | | | | | | |
| 11/13 | Jaguars | S | 4 | 4 | 0 | 0.0 | 0.0 | 0 | 0 | 0 | 0 | 0 | 0 | 0 | 0 | 0 | 0 | 0 | 0 | 0 | 0 | 0 | 0 | 0 | W | 27-17 | | | | | | |
| 11/20 | at Chargers | P | 6 | 4 | 2 | 0.0 | 0.0 | 0 | 0 | 0 | 0 | 0 | 0 | 0 | 0 | 0 | 0 | 0 | 1 | 1 | 0 | 0 | 0 | 0 | W | 30-27 | | | | | | |
| 11/27 | Rams | S | 2 | 1 | 1 | 0.0 | 0.0 | 0 | 0 | 0 | 0 | 0 | 0 | 0 | 0 | 0 | 0 | 0 | 0 | 0 | 0 | 0 | 0 | 0 | W | 26-10 | | | | | | |
| 12/04 | at Bengals | S | 7 | 6 | 1 | 0.0 | 0.0 | 0 | 0 | 0 | 0 | 0 | 0 | 0 | 0 | 0 | 0 | 0 | 0 | 0 | 0 | 0 | 0 | 0 | L | 24-27 | | | | | | |
| 12/11 | at Broncos | P | 4 | 1 | 3 | 0.0 | 0.0 | 0 | 0 | 0 | 0 | 0 | 0 | 0 | 0 | 0 | 0 | 0 | 0 | 0 | 0 | 0 | 0 | 0 | W | 34-28 | | | | | | |
| 12/18 | at Texans | S | 1 | 1 | 0 | 0.0 | 0.0 | 0 | 0 | 0 | 0 | 0 | 0 | 0 | 0 | 0 | 0 | 0 | 0 | 0 | 0 | 0 | 0 | 0 | W | 30-24+ | | | | | | |
| 12/24 | Seahawks | P | 2 | 1 | 1 | 0.0 | 0.0 | 0 | 0 | 0 | 0 | 0 | 0 | 0 | 0 | 0 | 0 | 0 | 0 | 0 | 0 | 0 | 0 | 0 | W | 24-10 | | | | | | |
| 01/01 | Broncos | P | 0 | 0 | 0 | 0.0 | 0.0 | 0 | 0 | 0 | 0 | 0 | 0 | 0 | 0 | 0 | 0 | 0 | 0 | 0 | 0 | 0 | 0 | 0 | W | 27-24 | | | | | | |
| 01/07 | at Raiders | P | 0 | 0 | 0 | 0.0 | 0.0 | 0 | 0 | 0 | 0 | 0 | 0 | 0 | 0 | 0 | 0 | 0 | 0 | 0 | 0 | 0 | 0 | 0 | W | 31-13 | | | | | | |
| 2022 TOTALS | | | 17-4 | 39 | 28 | 11 | 0.0 | 0.0 | 1 | 2 | 0 | 1 | 7 | 7 | 0 | 7 | 0 | 0 | 0 | 0 | 0 | 1 | 1 | 0 | 0 | 0 | 0 | 0 | 0 | 0 | 0 | 14-3 |

+ - Overtime

2022 GAME-BY-GAME POSTSEASON STATISTICS (CHIEFS)


| DATE | OPPONENT | P/S | TACKLES | | | | | | | | INTERCEPTIONS | | | | | O. FUMB | | | | ST | | | | | MISC | | W/L | SCORE | | | | |
|--------------------|-----------|-----|------------|----------|----------|----------|------------|------------|----------|----------|---------------|----------|-----------|-----------|----------|----------|----------|----------|----------|----------|----------|----------|----------|----------|----------|----------|----------|----------|----------|----------|----------|------------|
| | | | TK | S | A | SK | YDS | TFL | YDS | QBH | NO | YDS | LG | TD | PD | FF | FR | TD | YDS | TK | S | A | FF | FR | S | A | | | | | | |
| 01/21 | Jaguars | P | 0 | 0 | 0 | 0.0 | 0.0 | 0 | 0 | 0 | 0 | 0 | 0 | 0 | 0 | 0 | 0 | 0 | 0 | 0 | 0 | 0 | 0 | 0 | 0 | W | 27-20 | | | | | |
| 01/29 | Bengals | P | 4 | 3 | 1 | 0.0 | 0.0 | 0 | 0 | 0 | 0 | 1 | -4 | -4 | 0 | 1 | 0 | 0 | 0 | 0 | 0 | 0 | 0 | 0 | 0 | W | 23-20 | | | | | |
| 02/12 | at Eagles | P | 4 | 3 | 1 | 0.0 | 0.0 | 0 | 0 | 0 | 0 | 0 | 0 | 0 | 0 | 0 | 0 | 0 | 0 | 0 | 0 | 0 | 0 | 0 | 0 | W | 38-35 | | | | | |
| 2022 TOTALS | | | 3-0 | 8 | 6 | 2 | 0.0 | 0.0 | 0 | 0 | 0 | 1 | -4 | -4 | 0 | 1 | 0 | 0 | 0 | 0 | 0 | 0 | 0 | 0 | 0 | 0 | 0 | 0 | 0 | 0 | 0 | 3-0 |





JAMES WINCHESTER

LONG SNAPPER #41
OKLAHOMA



19 22

9TH YEAR IN THE NFL | 9TH YEAR WITH THE CHIEFS

HEIGHT: 6'3"
WEIGHT: 209 LBS
DRAFTED: FA-15
BIRTHDAY: 8/6/89

🏈 Ninth-year long snapper enters his ninth season with Kansas City in 2023.

🏈 Originally entered the NFL as a free agent with the Philadelphia Eagles in 2013.

Postseason Career Highlights:

🏈 Tied with TE Travis Kelce for most postseason appearances

in franchise history, playing in 18 games.

Transactions:

Signed with Kansas City (3/13/15) ... Released by Philadelphia (8/25/13) ... Originally entered the NFL as a free agent with the Philadelphia Eagles in 2013.

COLLEGE

Played in 39 games in three seasons (2009-11) at Oklahoma after he was a junior walk-on in 2010 ... Recovered three fumbles in 2010, which tied for the NCAA lead in that category.

PERSONAL

- 🏈 Attended Washington High School.
- 🏈 Father, Mike, was the punter at OU for two seasons (1984-85).
- 🏈 He is a member of the Choctaw Tribe.
- 🏈 Majored in human relations at Oklahoma.
- 🏈 Hometown: Washington, Okla.

JAMES WINCHESTER'S NFL REGULAR SEASON STATISTICS

| DATE | TEAM | GP |
|-------------------|--------|------------|
| 2015 | Chiefs | 16 |
| 2016 | Chiefs | 16 |
| 2017 | Chiefs | 16 |
| 2018 | Chiefs | 16 |
| 2019 | Chiefs | 16 |
| 2020 | Chiefs | 16 |
| 2021 | Chiefs | 17 |
| 2022 | Chiefs | 17 |
| NFL TOTALS | | 130 |

JAMES WINCHESTER'S NFL POSTSEASON STATISTICS

| DATE | TEAM | GP |
|-------------------|--------|-----------|
| 2015 | Chiefs | 2 |
| 2016 | Chiefs | 1 |
| 2017 | Chiefs | 1 |
| 2018 | Chiefs | 2 |
| 2019 | Chiefs | 3 |
| 2020 | Chiefs | 3 |
| 2021 | Chiefs | 3 |
| 2022 | Chiefs | 3 |
| NFL TOTALS | | 18 |

2015 GAME-BY-GAME REGULAR-SEASON STATISTICS (CHIEFS)

| DATE | OPPONENT | | W/L | SCORE |
|--------------------|-------------|-----------|-------------|-------|
| 09/13 | at Texans | P | W | 27-20 |
| 09/17 | Broncos | P | L | 24-31 |
| 09/28 | at Packers | P | L | 28-38 |
| 10/04 | at Bengals | P | L | 21-36 |
| 10/11 | Bears | P | L | 17-18 |
| 10/18 | at Vikings | P | L | 10-16 |
| 10/25 | Steelers | P | W | 23-13 |
| 11/01 | Lions | P | W | 45-10 |
| 11/15 | at Broncos | P | W | 29-13 |
| 11/22 | at Chargers | P | W | 33-3 |
| 11/29 | Bills | P | W | 30-22 |
| 12/06 | at Raiders | P | W | 34-20 |
| 12/13 | Chargers | P | W | 10-3 |
| 12/20 | at Ravens | P | W | 34-14 |
| 12/27 | Browns | P | W | 17-13 |
| 01/03 | Raiders | P | W | 23-17 |
| 2015 TOTALS | | 16 | 11-5 | |

2016 GAME-BY-GAME REGULAR-SEASON STATISTICS (CHIEFS)

| DATE | OPPONENT | | W/L | SCORE |
|--------------------|-------------|-----------|-------------|--------|
| 09/11 | Chargers | P | W | 33-27+ |
| 09/18 | at Texans | P | L | 12-19 |
| 09/25 | Jets | P | W | 24-3 |
| 10/02 | at Steelers | P | L | 14-43 |
| 10/16 | at Raiders | P | W | 26-10 |
| 10/23 | Saints | P | W | 27-21 |
| 10/30 | at Colts | P | W | 30-14 |
| 11/06 | Jaguars | P | W | 19-14 |
| 11/13 | at Panthers | P | W | 20-17 |
| 11/20 | Buccaneers | P | L | 17-19 |
| 11/27 | at Broncos | P | W | 30-27+ |
| 12/04 | at Falcons | P | W | 29-28 |
| 12/08 | Raiders | P | W | 21-13 |
| 12/18 | Titans | P | L | 17-19 |
| 12/25 | Broncos | P | W | 33-10 |
| 01/01 | at Chargers | P | W | 37-27 |
| 2016 TOTALS | | 16 | 12-4 | |

+ - Overtime

2017 GAME-BY-GAME REGULAR-SEASON STATISTICS (CHIEFS)

| DATE | OPPONENT | | W/L | SCORE |
|--------------------|-------------|-----------|-------------|-------|
| 09/07 | at Patriots | P | W | 42-27 |
| 09/17 | Eagles | P | W | 27-20 |
| 09/24 | at Chargers | P | W | 24-10 |
| 10/02 | Redskins | P | W | 29-20 |
| 10/08 | at Texans | P | W | 42-34 |
| 10/15 | Steelers | P | L | 13-19 |
| 10/19 | at Raiders | P | L | 30-31 |
| 10/30 | Broncos | P | W | 29-19 |
| 11/05 | at Cowboys | P | L | 17-28 |
| 11/19 | at Giants | P | L | 9-12+ |
| 11/26 | Bills | P | L | 10-16 |
| 12/03 | at Jets | P | L | 31-38 |
| 12/10 | Raiders | P | W | 26-15 |
| 12/16 | Chargers | P | W | 30-13 |
| 12/24 | Dolphins | P | W | 29-13 |
| 12/31 | at Broncos | P | W | 27-24 |
| 2017 TOTALS | | 16 | 10-6 | |

+ - Overtime

2018 GAME-BY-GAME REGULAR-SEASON STATISTICS (CHIEFS)

| DATE | OPPONENT | | W/L | SCORE |
|--------------------|-------------|-----------|-------------|--------|
| 09/09 | at Chargers | P | W | 38-28 |
| 09/16 | at Steelers | P | W | 42-37 |
| 09/23 | 49ers | P | W | 38-27 |
| 10/01 | at Broncos | P | W | 27-23 |
| 10/07 | Jaguars | P | W | 30-14 |
| 10/14 | at Patriots | P | L | 40-43 |
| 10/21 | Bengals | P | W | 45-10 |
| 10/28 | Broncos | P | W | 30-23 |
| 11/04 | at Browns | P | W | 37-21 |
| 11/11 | Cardinals | P | W | 26-14 |
| 11/19 | at Rams | P | L | 51-54 |
| 12/02 | at Raiders | P | W | 40-33 |
| 12/09 | Ravens | P | W | 27-24+ |
| 12/13 | Chargers | P | L | 28-29 |
| 12/23 | at Seahawks | P | L | 31-38 |
| 12/30 | Raiders | P | W | 35-3 |
| 2018 TOTALS | | 16 | 12-4 | |

+ - Overtime

2019 GAME-BY-GAME REGULAR-SEASON STATISTICS (CHIEFS)

| DATE | OPPONENT | | W/L | SCORE |
|--------------------|-------------|-----------|-------------|-------|
| 09/08 | at Jaguars | P | W | 40-26 |
| 09/15 | at Raiders | P | W | 28-10 |
| 09/22 | Ravens | P | W | 33-28 |
| 09/29 | at Lions | P | W | 34-30 |
| 10/06 | Colts | P | L | 13-19 |
| 10/13 | Texans | P | L | 24-31 |
| 10/17 | at Broncos | P | W | 30-6 |
| 10/27 | Packers | P | L | 24-31 |
| 11/03 | Vikings | P | W | 26-23 |
| 11/10 | at Titans | P | L | 32-35 |
| 11/18 | at Chargers | P | W | 24-17 |
| 12/01 | Raiders | P | W | 40-9 |
| 12/08 | at Patriots | P | W | 23-16 |
| 12/15 | Broncos | P | W | 23-3 |
| 12/22 | at Bears | P | W | 26-3 |
| 12/29 | Chargers | P | W | 31-21 |
| 2019 TOTALS | | 16 | 12-4 | |

2020 GAME-BY-GAME REGULAR-SEASON STATISTICS (CHIEFS)

| DATE | OPPONENT | | W/L | SCORE |
|--------------------|---------------|-----------|-------------|--------|
| 09/10 | Texans | P | W | 34-20 |
| 09/20 | at Chargers | P | W | 23-20+ |
| 09/28 | at Ravens | P | W | 34-20 |
| 10/05 | Patriots | P | W | 26-10 |
| 10/11 | Raiders | P | L | 32-40 |
| 10/19 | at Bills | P | W | 26-17 |
| 10/25 | at Broncos | P | W | 43-16 |
| 11/01 | Jets | P | W | 35-9 |
| 11/08 | Panthers | P | W | 33-31 |
| 11/22 | at Raiders | P | W | 35-31 |
| 11/29 | at Buccaneers | P | W | 27-24 |
| 12/06 | Broncos | P | W | 22-16 |
| 12/13 | at Dolphins | P | W | 33-27 |
| 12/20 | at Saints | P | W | 32-29 |
| 12/27 | Falcons | P | W | 17-14 |
| 01/03 | Chargers | P | L | 21-38 |
| 2020 TOTALS | | 16 | 14-2 | |

+ - Overtime

2021 GAME-BY-GAME REGULAR-SEASON STATISTICS (CHIEFS)

| DATE | OPPONENT | | W/L | SCORE |
|--------------------|------------------|-----------|-------------|--------|
| 09/12 | Browns | P | W | 33-29 |
| 09/19 | at Ravens | P | L | 35-36 |
| 09/26 | Chargers | P | L | 24-30 |
| 10/03 | at Eagles | P | W | 42-30 |
| 10/10 | Bills | P | L | 20-38 |
| 10/17 | at Football Team | P | W | 31-13 |
| 10/24 | at Titans | P | L | 3-27 |
| 11/01 | Giants | P | W | 20-17 |
| 11/07 | Packers | P | W | 13-7 |
| 11/14 | at Raiders | P | W | 41-14 |
| 11/21 | Cowboys | P | W | 19-9 |
| 12/05 | Broncos | P | W | 22-9 |
| 12/12 | Raiders | P | W | 48-9 |
| 12/16 | at Chargers | P | W | 34-28+ |
| 12/26 | Steelers | P | W | 36-10 |
| 01/02 | at Bengals | P | L | 31-34 |
| 01/08 | at Broncos | P | W | 28-24 |
| 2021 TOTALS | | 17 | 12-5 | |

+ - Overtime

2022 GAME-BY-GAME REGULAR-SEASON STATISTICS (CHIEFS)

| DATE | OPPONENT | | W/L | SCORE |
|--------------------|---------------|-----------|-------------|--------|
| 09/11 | at Cardinals | P | W | 44-21 |
| 09/15 | Chargers | P | W | 27-24 |
| 09/25 | at Colts | P | L | 17-20 |
| 10/02 | at Buccaneers | P | W | 41-31 |
| 10/10 | Raiders | P | W | 30-29 |
| 10/16 | Bills | P | L | 20-24 |
| 10/23 | at 49ers | P | W | 44-23 |
| 11/06 | Titans | P | W | 20-17+ |
| 11/13 | Jaguars | P | W | 27-17 |
| 11/20 | at Chargers | P | W | 30-27 |
| 11/27 | Rams | P | W | 26-10 |
| 12/04 | at Bengals | P | L | 24-27 |
| 12/11 | at Broncos | P | W | 34-28 |
| 12/18 | at Texans | P | W | 30-24+ |
| 12/24 | Seahawks | P | W | 24-10 |
| 01/01 | Broncos | P | W | 27-24 |
| 01/07 | at Raiders | P | W | 31-13 |
| 2022 TOTALS | | 17 | 14-3 | |

+ - Overtime

2015 GAME-BY-GAME POSTSEASON STATISTICS (CHIEFS)

| DATE | OPPONENT | | W/L | SCORE |
|--------------------|-------------|----------|------------|-------|
| 01/09 | at Texans | P | W | 30-0 |
| 01/16 | at Patriots | P | L | 20-27 |
| 2015 TOTALS | | 2 | 1-1 | |

2016 GAME-BY-GAME POSTSEASON STATISTICS (CHIEFS)

| DATE | OPPONENT | | W/L | SCORE |
|--------------------|----------|----------|------------|-------|
| 01/15 | Steelers | P | L | 16-18 |
| 2016 TOTALS | | 1 | 0-1 | |

2017 GAME-BY-GAME POSTSEASON STATISTICS (CHIEFS)

| DATE | OPPONENT | | W/L | SCORE |
|--------------------|----------|----------|------------|-------|
| 01/06 | Titans | P | L | 21-22 |
| 2017 TOTALS | | 1 | 0-1 | |

2018 GAME-BY-GAME POSTSEASON STATISTICS (CHIEFS)

| DATE | OPPONENT | | W/L | SCORE |
|--------------------|----------|----------|------------|--------|
| 01/12 | Colts | P | W | 31-13 |
| 01/20 | Patriots | P | L | 31-37+ |
| 2018 TOTALS | | 2 | 1-1 | |

+ - Overtime

2019 GAME-BY-GAME POSTSEASON STATISTICS (CHIEFS)

| DATE | OPPONENT | | W/L | SCORE |
|--------------------|----------|----------|------------|-------|
| 01/12 | Texans | P | W | 51-31 |
| 01/19 | Titans | P | W | 35-24 |
| 02/02 | 49ers | P | W | 31-20 |
| 2019 TOTALS | | 3 | 3-0 | |

2020 GAME-BY-GAME POSTSEASON STATISTICS (CHIEFS)

| DATE | OPPONENT | | W/L | SCORE |
|--------------------|---------------|----------|------------|-------|
| 01/17 | Browns | P | W | 22-17 |
| 01/24 | Bills | P | W | 38-24 |
| 02/07 | at Buccaneers | P | L | 9-31 |
| 2020 TOTALS | | 3 | 2-1 | |

2021 GAME-BY-GAME POSTSEASON STATISTICS (CHIEFS)

| DATE | OPPONENT | | W/L | SCORE |
|--------------------|----------|----------|------------|--------|
| 01/16 | Steelers | P | W | 42-21 |
| 01/23 | Bills | P | W | 42-36+ |
| 01/30 | Bengals | P | L | 24-27+ |
| 2021 TOTALS | | 3 | 2-1 | |

+ - Overtime

2022 GAME-BY-GAME POSTSEASON STATISTICS (CHIEFS)

| DATE | OPPONENT | | W/L | SCORE |
|--------------------|-----------|----------|------------|-------|
| 01/21 | Jaguars | P | W | 27-20 |
| 01/29 | Bengals | P | W | 23-20 |
| 02/12 | at Eagles | P | W | 38-35 |
| 2022 TOTALS | | 3 | 3-0 | |



DANIEL WISE

DEFENSIVE END #96
KANSAS



3RD YEAR IN THE NFL

1ST YEAR WITH THE CHIEFS

HEIGHT: 6'3"
WEIGHT: 285 LBS
DRAFTED: FA-22
BIRTHDAY: 1/16/96

- Third-year defensive end enters his first season with the Chiefs in 2023.
- Originally entered the NFL as an undrafted free agent with the Dallas Cowboys in 2019.

Transactions:

Signed with Kansas City (2/3/23) ... Released by Kansas City (1/17/23) ... Signed with Kansas City's practice squad (1/4/22) ...

Released by Washington (12/31/22) ... Re-signed with Washington (3/17/22) ... Signed with Washington's practice squad (9/1/21) ... Released by Washington (8/31/21) ... Signed with Washington (1/12/21) ... Released by Arizona (11/3/20) ... Signed with Arizona (10/28/20) ... Released by Dallas (3/18/20) ... Signed with Dallas (12/30/19) ... Signed with Dallas' practice squad (9/2/19) ... Released by Dallas (8/31/19) ... Originally entered the NFL as an undrafted free agent with the Dallas Cowboys in 2019.

COLLEGE

While redshirting his freshman year (2014), Wise played at Kansas from 2015-18 ... In four years he played in 47 games recording 151 tackles, 40.0 TFLs, 18.5 sacks, nine quarterback pressures, three passes defensed and one fumble recovery ... He was voted a team captain his junior year in 2017 ... Received a myriad of honors: First Team All-Big 12 (Coaches, AP) - 2018; Preseason All-Big 12 First Team (*Athlon*) - 2018; First Team All-Big 12 (Coaches, *Waco Tribune-Herald*) - 2017; Second Team All-Big 12 (AP, *Phil Steele*) - 2017; Piesman Award Watch List - 2017; Preseason Second Team All-Big 12 (*Athlon*) - 2017; ESPN.com All-Big 12 First Team - 2016; All-Big 12 Second Team (Associated Press) - 2016; All-Big 12 Third Team (*Phil Steele*) - 2016; All-Big 12 Honorable Mention (coaches) - 2016; KU's Defensive Player of the Week (Texas) - 2016; KU's Defensive Player of the Week (Ohio) - 2016; Campus Insider's Honorable Mention Freshman All-America - 2015.

PERSONAL

- Signed with Kansas as a three-star prospect according to ESPN.com and Scout.com.
- ESPN.com rated him the 77th-best defensive tackle in the nation.
- Recorded 49 tackles, including 33 solo stops, as a senior in high school.
- Also credited with 5.0 sacks and 14 quarterback hurries.
- Posted 77 total tackles, one forced fumble and one fumble recovery as a junior in high school.
- Named to *Vype Magazine's* DFW Top 100 list for 2014.
- Coached by Brian Brazil at Hebron HS.
- Son of Sheila and Deatrich Wise.
- Father, Deatrich Wise Sr., was selected in the ninth round of the 1988 NFL Draft by the Seattle Seahawks and also spent time with the New Orleans Saints and the CFL's British Columbia Lions.
- Brother, Deatrich Wise Jr., was selected by the NFL's New England Patriots in the fourth round of the 2017 NFL Draft.
- Majoring in communication studies with a business minor.

DANIEL WISE'S NFL REGULAR SEASON DEFENSIVE STATISTICS

| DATE | TEAM | GP | GS | TACKLES | | | | | INTERCEPTIONS | | | | | O. FUMB | | | ST | | | MISC | | | | | | | |
|-----------------------------------------------------|---------------|-----------|----------|-----------|----------|----------|----------|----------|---------------|------------|----------|----------|----------|----------|----------|----------|----------|----------|----------|----------|----------|----------|----------|----------|----------|----------|----------|
| | | | | TK | S | A | TFL | YDS | SK | YDS | QBH | NO | YDS | LG | TD | PD | FF | FR | TD | YDS | TK | S | A | FF | FR | S | A |
| 2019 | Cowboys | 0 | 0 | 0 | 0 | 0 | 0 | 0 | 0 | 0.0 | 0.0 | 0 | 0 | 0 | 0 | 0 | 0 | 0 | 0 | 0 | 0 | 0 | 0 | 0 | 0 | 0 | |
| 2021 | Football Team | 6 | 1 | 10 | 5 | 5 | 1 | 2 | 0.0 | 0.0 | 1 | 0 | 0 | 0 | 0 | 0 | 0 | 0 | 0 | 0 | 0 | 0 | 0 | 0 | 0 | 0 | |
| 2022 | Commanders | 11 | 1 | 1 | 0 | 1 | 0 | 0 | 0.0 | 0.0 | 0 | 0 | 0 | 0 | 0 | 0 | 0 | 0 | 0 | 0 | 0 | 0 | 0 | 0 | 0 | 0 | |
| Went from Washington to Kansas City . | | | | | | | | | | | | | | | | | | | | | | | | | | | |
| 2022 | Chiefs | 0 | 0 | 0 | 0 | 0 | 0 | 0 | 0.0 | 0.0 | 0 | 0 | 0 | 0 | 0 | 0 | 0 | 0 | 0 | 0 | 0 | 0 | 0 | 0 | 0 | 0 | 0 |
| 2022 | TOTAL | 11 | 1 | 1 | 0 | 1 | 0 | 0 | 0.0 | 0.0 | 0 | 0 | 0 | 0 | 0 | 0 | 0 | 0 | 0 | 0 | 0 | 0 | 0 | 0 | 0 | 0 | 0 |
| NFL TOTALS | | 17 | 2 | 11 | 5 | 6 | 1 | 2 | 0.0 | 0.0 | 1 | 0 | 0 | 0 | 0 | 0 | 0 | 0 | 0 | 0 | 0 | 0 | 0 | 0 | 0 | 0 | 0 |



DANIEL WISE'S NFL POSTSEASON DEFENSIVE STATISTICS

| DATE | TEAM | GP | GS | TACKLES | | | | | | | INTERCEPTIONS | | | | | O. FUMB | | | | ST | | | MISC | | | | |
|-------------------|--------|----------|----------|----------|----------|----------|----------|----------|----------|------------|---------------|----------|----------|----------|----------|----------|----------|----------|----------|----------|----------|----------|----------|----------|----------|----------|---|
| | | | | TK | S | A | TFL | YDS | SK | YDS | QBH | NO | YDS | LG | TD | PD | FF | FR | TD | YDS | TK | S | A | FF | FR | S | A |
| 2022 | Chiefs | 0 | 0 | 0 | 0 | 0 | 0 | 0 | 0 | 0.0 | 0.0 | 0 | 0 | 0 | 0 | 0 | 0 | 0 | 0 | 0 | 0 | 0 | 0 | 0 | 0 | 0 | 0 |
| NFL TOTALS | | 0 | 0 | 0 | 0 | 0 | 0 | 0 | 0 | 0.0 | 0.0 | 0 | 0 | 0 | 0 | 0 | 0 | 0 | 0 | 0 | 0 | 0 | 0 | 0 | 0 | 0 | |

SINGLE-GAME HIGHS: DEFENSIVE

| | | | |
|----------------------|-------------------------------------------------------------------------------------------|-------------------------|----------------------------|
| Total Tackles | 7 vs. Dallas, Dec 12, 2021 2 at Las Vegas, Dec 05, 2021 1 vs. Seattle, Nov 29, 2021 | Tackles For Loss | 1 vs. Dallas, Dec 12, 2021 |
| Solo Tackles | 4 vs. Dallas, Dec 12, 2021 1 at Las Vegas, Dec 05, 2021 | | |

2019 GAME-BY-GAME REGULAR-SEASON STATISTICS (COWBOYS)

| DATE | OPPONENT | P/S | TACKLES | | | | | | | INTERCEPTIONS | | | | | O. FUMB | | | | ST | | | MISC | | W/L | SCORE | | | | | | | | | |
|--------------------|-------------|-----|----------|----------|----------|----------|----------|------------|----------|---------------|----------|----------|----------|----------|----------|----------|----------|----------|----------|----------|----------|----------|----------|----------|----------|----------|----------|----------|----------|----------|----------|----------|----------|------------|
| | | | TK | S | A | SK | YDS | TFL | YDS | QBH | NO | YDS | LG | TD | PD | FF | FR | TD | YDS | TK | S | A | FF | | | FR | S | A | | | | | | |
| 09/08 | Giants | | | | | | | | | | | | | | | | | | | | | | | | | W | 35-17 | | | | | | | |
| 09/15 | at Redskins | | | | | | | | | | | | | | | | | | | | | | | | | W | 31-21 | | | | | | | |
| 09/22 | Dolphins | | | | | | | | | | | | | | | | | | | | | | | | | W | 31-6 | | | | | | | |
| 09/29 | at Saints | | | | | | | | | | | | | | | | | | | | | | | | | L | 10-12 | | | | | | | |
| 10/06 | Packers | | | | | | | | | | | | | | | | | | | | | | | | | L | 24-34 | | | | | | | |
| 10/13 | at Jets | | | | | | | | | | | | | | | | | | | | | | | | | L | 22-24 | | | | | | | |
| 10/20 | Eagles | | | | | | | | | | | | | | | | | | | | | | | | | W | 37-10 | | | | | | | |
| 11/04 | at Giants | | | | | | | | | | | | | | | | | | | | | | | | | W | 37-18 | | | | | | | |
| 11/10 | Vikings | | | | | | | | | | | | | | | | | | | | | | | | | L | 24-28 | | | | | | | |
| 11/17 | at Lions | | | | | | | | | | | | | | | | | | | | | | | | | W | 35-27 | | | | | | | |
| 11/24 | at Patriots | | | | | | | | | | | | | | | | | | | | | | | | | L | 9-13 | | | | | | | |
| 11/28 | Bills | | | | | | | | | | | | | | | | | | | | | | | | | L | 15-26 | | | | | | | |
| 12/05 | at Bears | | | | | | | | | | | | | | | | | | | | | | | | | L | 24-31 | | | | | | | |
| 12/15 | Rams | | | | | | | | | | | | | | | | | | | | | | | | | W | 44-21 | | | | | | | |
| 12/22 | at Eagles | | | | | | | | | | | | | | | | | | | | | | | | | L | 9-17 | | | | | | | |
| 12/29 | Redskins | | | | | | | | | | | | | | | | | | | | | | | | | W | 47-16 | | | | | | | |
| 2019 TOTALS | | | 0 | 0 | 0 | 0 | 0 | 0.0 | 0 | 0 | 0 | 0 | 0 | 0 | 0 | 0 | 0 | 0 | 0 | 0 | 0 | 0 | 0 | 0 | 0 | 0 | 0 | 0 | 0 | 0 | 0 | 0 | 0 | 8-8 |

2020 GAME-BY-GAME REGULAR-SEASON STATISTICS (CARDINALS)

| DATE | OPPONENT | P/S | TACKLES | | | | | | | INTERCEPTIONS | | | | | O. FUMB | | | | ST | | | MISC | | W/L | SCORE | | | | | | | | |
|--------------------|---------------|-----|----------|----------|----------|----------|------------|----------|----------|---------------|----------|----------|----------|----------|----------|----------|----------|----------|----------|----------|----------|----------|----------|----------|----------|----------|----------|----------|----------|----------|----------|----------|------------|
| | | | TK | S | A | SK | YDS | TFL | YDS | QBH | NO | YDS | LG | TD | PD | FF | FR | TD | YDS | TK | S | A | FF | | | FR | S | A | | | | | |
| 09/13 | at 49ers | | | | | | | | | | | | | | | | | | | | | | | | | W | 24-20 | | | | | | |
| 09/20 | Football Team | | | | | | | | | | | | | | | | | | | | | | | | | W | 30-15 | | | | | | |
| 09/27 | Lions | | | | | | | | | | | | | | | | | | | | | | | | | L | 23-26 | | | | | | |
| 10/04 | at Panthers | | | | | | | | | | | | | | | | | | | | | | | | | L | 21-31 | | | | | | |
| 10/11 | at Jets | | | | | | | | | | | | | | | | | | | | | | | | | W | 30-10 | | | | | | |
| 10/19 | at Cowboys | | | | | | | | | | | | | | | | | | | | | | | | | W | 38-10 | | | | | | |
| 10/25 | Seahawks | | | | | | | | | | | | | | | | | | | | | | | | | W | 37-34+ | | | | | | |
| 11/08 | Dolphins | | | | | | | | | | | | | | | | | | | | | | | | | L | 31-34 | | | | | | |
| 11/15 | Bills | | | | | | | | | | | | | | | | | | | | | | | | | W | 32-30 | | | | | | |
| 11/19 | at Seahawks | | | | | | | | | | | | | | | | | | | | | | | | | L | 21-28 | | | | | | |
| 11/29 | at Patriots | | | | | | | | | | | | | | | | | | | | | | | | | L | 17-20 | | | | | | |
| 12/06 | Rams | | | | | | | | | | | | | | | | | | | | | | | | | L | 28-38 | | | | | | |
| 12/13 | at Giants | | | | | | | | | | | | | | | | | | | | | | | | | W | 26-7 | | | | | | |
| 12/20 | Eagles | | | | | | | | | | | | | | | | | | | | | | | | | W | 33-26 | | | | | | |
| 12/26 | 49ers | | | | | | | | | | | | | | | | | | | | | | | | | L | 12-20 | | | | | | |
| 01/03 | at Rams | | | | | | | | | | | | | | | | | | | | | | | | | L | 7-18 | | | | | | |
| 2020 TOTALS | | | 0 | 0 | 0 | 0 | 0.0 | 0 | 0 | 0 | 0 | 0 | 0 | 0 | 0 | 0 | 0 | 0 | 0 | 0 | 0 | 0 | 0 | 0 | 0 | 0 | 0 | 0 | 0 | 0 | 0 | 0 | 8-8 |

+ - Overtime

2021 GAME-BY-GAME REGULAR-SEASON STATISTICS (FOOTBALL TEAM)

| DATE | OPPONENT | P/S | TACKLES | | | | | | | INTERCEPTIONS | | | | | O. FUMB | | | | ST | | | | MISC | | W/L | SCORE | | |
|--------------------|-------------|------------|-----------------|----------|----------|------------|------------|----------|----------|---------------|----------|----------|----------|----------|----------|----------|----------|----------|----------|----------|----------|----------|----------|----------|----------|----------|-------------|-------|
| | | | TK | S | A | SK | YDS | TFL | YDS | QBH | NO | YDS | LG | TD | PD | FF | FR | TD | YDS | TK | S | A | FF | FR | | | S | A |
| 09/12 | Chargers | | PRACTICE SQUAD | | | | | | | | | | | | | | | | | | | | | | | L | 16-20 | |
| 09/26 | at Bills | P | 0 | 0 | 0 | 0.0 | 0.0 | 0 | 0 | 0 | 0 | 0 | 0 | 0 | 0 | 0 | 0 | 0 | 0 | 0 | 0 | 0 | 0 | 0 | 0 | 0 | L | 21-43 |
| 10/03 | at Falcons | | PRACTICE SQUAD | | | | | | | | | | | | | | | | | | | | | | | W | 34-30 | |
| 10/10 | Saints | | PRACTICE SQUAD | | | | | | | | | | | | | | | | | | | | | | | L | 22-33 | |
| 10/17 | Chiefs | | PRACTICE SQUAD | | | | | | | | | | | | | | | | | | | | | | | L | 13-31 | |
| 10/24 | at Packers | | PRACTICE SQUAD | | | | | | | | | | | | | | | | | | | | | | | L | 10-24 | |
| 10/31 | at Broncos | | PRACTICE SQUAD | | | | | | | | | | | | | | | | | | | | | | | L | 10-17 | |
| 11/14 | Buccaneers | | PRACTICE SQUAD | | | | | | | | | | | | | | | | | | | | | | | W | 29-19 | |
| 11/21 | at Panthers | P | 0 | 0 | 0 | 0.0 | 0.0 | 0 | 0 | 0 | 0 | 0 | 0 | 0 | 0 | 0 | 0 | 0 | 0 | 0 | 0 | 0 | 0 | 0 | 0 | 0 | W | 27-21 |
| 11/29 | Seahawks | P | 1 | 0 | 1 | 0.0 | 0.0 | 0 | 0 | 1 | 0 | 0 | 0 | 0 | 0 | 0 | 0 | 0 | 0 | 0 | 0 | 0 | 0 | 0 | 0 | 0 | W | 17-15 |
| 12/05 | at Raiders | P | 2 | 1 | 1 | 0.0 | 0.0 | 0 | 0 | 0 | 0 | 0 | 0 | 0 | 0 | 0 | 0 | 0 | 0 | 0 | 0 | 0 | 0 | 0 | 0 | 0 | W | 17-15 |
| 12/12 | Cowboys | S | 7 | 4 | 3 | 0.0 | 0.0 | 1 | 2 | 0 | 0 | 0 | 0 | 0 | 0 | 0 | 0 | 0 | 0 | 0 | 0 | 0 | 0 | 0 | 0 | 0 | L | 20-27 |
| 12/21 | at Eagles | P | 0 | 0 | 0 | 0.0 | 0.0 | 0 | 0 | 0 | 0 | 0 | 0 | 0 | 0 | 0 | 0 | 0 | 0 | 0 | 0 | 0 | 0 | 0 | 0 | 0 | L | 17-27 |
| 12/26 | at Cowboys | | RESERVE/INJURED | | | | | | | | | | | | | | | | | | | | | | | L | 14-56 | |
| 01/02 | Eagles | | RESERVE/INJURED | | | | | | | | | | | | | | | | | | | | | | | L | 16-20 | |
| 01/09 | at Giants | | RESERVE/INJURED | | | | | | | | | | | | | | | | | | | | | | | W | 22-7 | |
| 2021 TOTALS | | 6-1 | 10 | 5 | 5 | 0.0 | 0.0 | 1 | 2 | 1 | 0 | 0 | 0 | 0 | 0 | 0 | 0 | 0 | 0 | 0 | 0 | 0 | 0 | 0 | 0 | 0 | 6-10 | |

2022 GAME-BY-GAME REGULAR-SEASON STATISTICS (COMMANDERS/CHIEFS)

| DATE | OPPONENT | P/S | TACKLES | | | | | | | INTERCEPTIONS | | | | | O. FUMB | | | | ST | | | | MISC | | W/L | SCORE | | |
|--------------------|------------|-------------|------------------------------------------------------------------|----------|----------|------------|------------|----------|----------|---------------|----------|----------|----------|----------|----------|----------|----------|----------|----------|----------|----------|----------|----------|----------|----------|----------|--------------|-------|
| | | | TK | S | A | SK | YDS | TFL | YDS | QBH | NO | YDS | LG | TD | PD | FF | FR | TD | YDS | TK | S | A | FF | FR | | | S | A |
| 09/11 | Jaguars | P | 0 | 0 | 0 | 0.0 | 0.0 | 0 | 0 | 0 | 0 | 0 | 0 | 0 | 0 | 0 | 0 | 0 | 0 | 0 | 0 | 0 | 0 | 0 | 0 | 0 | W | 28-22 |
| 09/18 | at Lions | S | 1 | 0 | 1 | 0.0 | 0.0 | 0 | 0 | 0 | 0 | 0 | 0 | 0 | 0 | 0 | 0 | 0 | 0 | 0 | 0 | 0 | 0 | 0 | 0 | 0 | L | 27-36 |
| 09/25 | Eagles | | INACTIVE | | | | | | | | | | | | | | | | | | | | | | | L | 8-24 | |
| 10/02 | at Cowboys | | INACTIVE | | | | | | | | | | | | | | | | | | | | | | | L | 10-25 | |
| 10/09 | Titans | P | 0 | 0 | 0 | 0.0 | 0.0 | 0 | 0 | 0 | 0 | 0 | 0 | 0 | 0 | 0 | 0 | 0 | 0 | 0 | 0 | 0 | 0 | 0 | 0 | 0 | L | 17-21 |
| 10/13 | at Bears | P | 0 | 0 | 0 | 0.0 | 0.0 | 0 | 0 | 0 | 0 | 0 | 0 | 0 | 0 | 0 | 0 | 0 | 0 | 0 | 0 | 0 | 0 | 0 | 0 | 0 | W | 12-7 |
| 10/23 | Packers | P | 0 | 0 | 0 | 0.0 | 0.0 | 0 | 0 | 0 | 0 | 0 | 0 | 0 | 0 | 0 | 0 | 0 | 0 | 0 | 0 | 0 | 0 | 0 | 0 | 0 | W | 23-21 |
| 10/30 | at Colts | P | 0 | 0 | 0 | 0.0 | 0.0 | 0 | 0 | 0 | 0 | 0 | 0 | 0 | 0 | 0 | 0 | 0 | 0 | 0 | 0 | 0 | 0 | 0 | 0 | 0 | W | 17-16 |
| 11/06 | Vikings | P | 0 | 0 | 0 | 0.0 | 0.0 | 0 | 0 | 0 | 0 | 0 | 0 | 0 | 0 | 0 | 0 | 0 | 0 | 0 | 0 | 0 | 0 | 0 | 0 | 0 | L | 17-20 |
| 11/14 | at Eagles | P | 0 | 0 | 0 | 0.0 | 0.0 | 0 | 0 | 0 | 0 | 0 | 0 | 0 | 0 | 0 | 0 | 0 | 0 | 0 | 0 | 0 | 0 | 0 | 0 | 0 | W | 32-21 |
| 11/20 | at Texans | P | 0 | 0 | 0 | 0.0 | 0.0 | 0 | 0 | 0 | 0 | 0 | 0 | 0 | 0 | 0 | 0 | 0 | 0 | 0 | 0 | 0 | 0 | 0 | 0 | 0 | W | 23-10 |
| 11/27 | Falcons | P | 0 | 0 | 0 | 0.0 | 0.0 | 0 | 0 | 0 | 0 | 0 | 0 | 0 | 0 | 0 | 0 | 0 | 0 | 0 | 0 | 0 | 0 | 0 | 0 | 0 | W | 19-13 |
| 12/04 | at Giants | | DID NOT PLAY | | | | | | | | | | | | | | | | | | | | | | | T | 20-20 | |
| 12/18 | Giants | P | 0 | 0 | 0 | 0.0 | 0.0 | 0 | 0 | 0 | 0 | 0 | 0 | 0 | 0 | 0 | 0 | 0 | 0 | 0 | 0 | 0 | 0 | 0 | 0 | 0 | L | 12-20 |
| 12/24 | at 49ers | | INACTIVE | | | | | | | | | | | | | | | | | | | | | | | L | 20-37 | |
| 01/01 | Browns | | NOT ON ROSTER | | | | | | | | | | | | | | | | | | | | | | | L | 10-24 | |
| 01/07 | at Raiders | | Went from Commanders to Chiefs . PRACTICE SQUAD | | | | | | | | | | | | | | | | | | | | | | | W | 31-13 | |
| 2022 TOTALS | | 11-1 | 1 | 0 | 1 | 0.0 | 0.0 | 0 | 0 | 0 | 0 | 0 | 0 | 0 | 0 | 0 | 0 | 0 | 0 | 0 | 0 | 0 | 0 | 0 | 0 | 0 | 8-8-1 | |





ANTHONY WITHERSTONE

CORNERBACK #42
MERRIMACK

ROOKIE

HEIGHT: 6'2"
WEIGHT: 193 LBS
DRAFTED: CFA-23
BIRTHDAY: 11/27/99



📺 Rookie cornerback enters his first season with the Chiefs in 2023.

📺 Originally entered the NFL as an undrafted free agent with the Kansas City Chiefs in 2023.

Transactions:

Signed with the Chiefs (7/30/2023) ... Released from the Chiefs (6/15/2023) ... Originally entered the NFL as an undrafted free agent with the Kansas City Chiefs in 2023.

COLLEGE

Played 35 games at Merrimack (2017-22) ... Recorded 74 tackles, 2.0 tackles for loss (-3.0 yds), four interceptions returned for a combined 59 yards and two touchdowns, 19 pass defensed and one fumble recovery ... Was third on the team with seven pass breakups in 2021.

PERSONAL

- 📺 Attended Bishop Hendricken High School.
- 📺 State Champion (sophomore, junior, senior).
- 📺 Second-team All-Division, Second Team All-State (junior).
- 📺 First-team All-Division, first-team All-State (senior).
- 📺 Helped team post undefeated season and win state titles in back-to-back years.
- 📺 Overall was part of three teams that won state football championships.
- 📺 Also lettered in volleyball and earned all-division and all-state first team honors as a junior and senior.
- 📺 Son of Juliet Duco and Anthony Witherstone Sr.
- 📺 Majored in Health Science.

HISTORY



CHIEFS HISTORY

AFL ORIGINS

1958 — Lamar Hunt's efforts to acquire an expansion NFL franchise for his hometown of Dallas were rebuked by the league. However, his desire to secure a professional football franchise was further heightened after watching the historic '58 NFL Championship Game between the Baltimore Colts and the N.Y. Giants, which later became known as "The Greatest Game Ever Played."

1959 — After another attempt at landing an NFL expansion franchise for Dallas was spurned, NFL officials suggested that Hunt contact the Wolfner family, owners of the Chicago Cardinals franchise. Violet Bidwell Wolfner, mother of current Cardinals owner William Bidwell, and her husband Walter eventually agreed to sell Hunt 20 percent of the Cardinals franchise. Hunt declined the opportunity. He then conceived the concept of forming a second league. "Why wouldn't a second league work?" Hunt recalled. "There was an American and National League in baseball, why not football?" Hunt contacted several other individuals who had expressed interest in the Cardinals franchise — Bud Adams (Houston), Bob Howsam (Denver), Max Winter and Bill Boyer (Minneapolis) — and gauged their interest in forming a second league. Adams quickly signed on and the young league, albeit still very much in its infancy stages, already had its first rivalry.

With four teams in the ranks including Hunt's Dallas franchise, he sought franchises in New York and Los Angeles. Before ownership in those cities was secured, Hunt sought the NFL's blessing for his endeavor, hoping that NFL Commissioner Bert Bell would oversee both leagues. "I told myself I didn't want to go into this if it meant some kind of battle," Hunt remembered. "Of course, this was one of the more naive thoughts in the history of pro sports." Although the NFL wanted no part of Hunt's new league, Hunt gave his blessing for Bell to mention it in the course of his testimony before a Congressional committee on July 28th. "At that point, no one had put up a penny, and I had no commitments from New York or Los Angeles," Hunt continued. "But Bert Bell had announced it. We were in

business."

Within weeks, Barron Hilton (Los Angeles) and Harry Wismer (New York) agreed to enter the six-team league. On August 14th, the first meeting of the new league was held in Chicago. Charter memberships were issued to six original cities — Dallas, New York, Houston, Denver, Los Angeles and Minneapolis. The league was officially christened the American Football League on August 22nd. Ralph Wilson (Buffalo) was awarded the league's seventh franchise on October 28th and William Sullivan (Boston) became the

league's eighth owner on November 23rd, the date of the inaugural AFL draft, which lasted 33 rounds. All eight original owners agreed to contribute \$25,000 and to post a performance bond of \$100,000. "Before there was a player, coach or general manager in the league, there was Lamar Hunt," said Sullivan. "Hunt was the cornerstone, the integrity of the league. Without him, there would have been no AFL."

In November, the league nearly disbanded before it even played a single game. Winter announced that he was withdrawing from the league to accept an NFL franchise for Minneapolis. The NFL now envisioned an expansion franchise for Dallas, as well, but Hunt declined that offer. "It (the AFL) was so important to me," Hunt said. "I had a lot of money in it, a lot invested in it. Emotionally, I spent a lot of time, effort and energy on it. I felt an obligation. A guy like Billy Sullivan had everything he had in it. It wouldn't have been the right thing to do."

The AFL forged forward as former World War II hero and two-term South Dakota governor Joe Foss was named commissioner on November 30th. A second, 20-round AFL draft was held on December 2nd. Hunt pursued both legendary University of Oklahoma coach Bud Wilkinson and N.Y. Giants defensive assistant Tom Landry to lead his Texans franchise. Wilkinson opted

THE FOOLISH CLUB

The whole idea of the AFL seemed so far-fetched, the eight team owners were whimsically named "The Foolish Club." Lamar Hunt credited Wayne Valley of the Oakland ownership group for coining that moniker. "I was an amateur photographer and had taken some color pictures of the '64 season," Hunt explained. "I sent out a montage as Christmas gifts one year. At the top was the hand-lettered phrase, The Foolish Club." Both the name and the league would stick.

The American Football League Owners, 1961 — Seated from left: K.S. "Bud" Adams (Houston), Joe Foss (AFL Commissioner). Standing from left: Bill Sullivan (Boston), Cal Kunz (Denver), Ralph Wilson (Buffalo), Lamar Hunt (Dallas), Harry Wismer (New York), Wayne Valley (Oakland), Barron Hilton (San Diego).



to stay at Oklahoma, while Landry was destined to coach the NFL's franchise in Dallas. Hunt settled on a relatively unknown assistant coach from the University of Miami (Florida), Hank Stram. "One of the biggest reasons I hired Hank was that he really wanted the job," Hunt explained. "It turned out to be a very lucky selection on my part."

1960 — Hunt was elected President of the AFL on January 26th. Minneapolis officially withdrew from the AFL on January 27th. An ownership group from

Dallas was awarded an expansion NFL franchise on January 28th to begin play that season in direct competition with the Texans. That same day, AFL owners approved the two-point conversion rule which was utilized for the AFL's 10-year existence, a rule that wouldn't resurface in the NFL for 34 more years. On January 30th, Oakland replaced Minneapolis as the eighth AFL outpost. In another ironic twist, the Chicago Cardinals franchise, which Hunt had attempted to purchase a year earlier, received permission from the NFL to transfer to St. Louis on March 13th. Perhaps the most important moment in the AFL's formative years came on June 9th when the league signed a five-year television contract with ABC that paid each club \$112,000 during the '60 season.

The Texans set up offices in the Mercantile Securities Building, while Foss headquartered the AFL offices out of Dallas, as well. The Texans shared the Cotton Bowl for three seasons with the NFL's Cowboys. Reserved seats were \$4, general admission \$2 and high school students paid \$.90 that initial season. Don Rossi served as the team's General Manager until November when he was succeeded by Jack Steadman. The Texans conducted their inaugural training camp at the New Mexico Military Institute in Roswell, N.M. The club embarked on a whirlwind preseason barnstorming tour that featured road games in Oakland, Tulsa, Boston, Abilene and Little Rock. An announced crowd of 51,000 at the Cotton Bowl witnessed a 24-3 victory vs. Houston (9/2) as the club concluded a perfect 6-0 preseason record.

The initial regular season victory in team history came by a 34-16 count at Oakland (9/16) thanks to 88 rushing yards, a TD and two FGs from FB Jack Spikes (TCU). In addition to Spikes, the Texans also had a strong home-state identity with QB Cotton Davidson (Baylor), LB Sherrill Headrick (TCU) and RB Abner Haynes (North Texas State). Haynes led the league with 875 rushing yards and nine TDs, as well as combined net yards (2,100) and punt return average (15.4). Haynes' combined net yardage mark remained a franchise record until 2001. Thanks to Haynes, the Texans had a flashy, high-scoring club, which finished the year at 8-6 as three close losses kept the squad from challenging for the division title. The Texans averaged 24,500 fans for their home games, the highest average attendance in the league.

1961 — Don Klosterman joined the franchise as Director of Player Personnel and a wealth of college talent was infused into the franchise's veins. The Texans and the NFL's Dallas Cowboys both drafted LB E.J. Holub (Texas Tech), described by many scouts as "the best football player in America." Holub decided to play for

the Texans, joining three future Chiefs Hall of Famers – DT/DE Jerry Mays (SMU), TE Fred Arbanas (Michigan State) and T Jim Tyrer (Ohio State) – as part of the club's draft class. The club moved its training camp to Hunt's alma mater of SMU and started the regular season at 3-1 before hitting a six-game losing skid, the longest such streak of Stram's tenure with the franchise. One of those losses was a 28-21 decision in a Friday night contest at Boston (11/3), which featured a bizarre ending as a raincoat-clad fan knocked down a potential game-tying TD from Davidson to Chris Burford on the game's final play. The team rebounded to claim wins in three of its final four contests to finish 6-8, marking the club's second straight finish behind the Chargers in the AFL West standings.

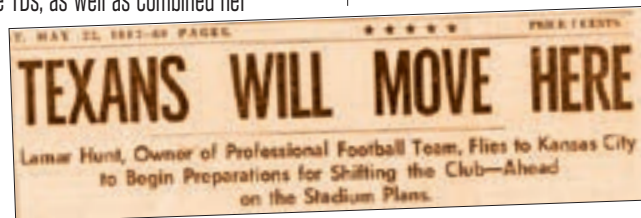


**LENNY
THE
COOL**

A pivotal moment in franchise history took place on July 2, 1962 when Hank Stram signed free agent QB Len Dawson. Dawson entered the NFL as a first-round draft pick of Pittsburgh in '57, but was waived by Cleveland on June 12th. After spending five uneventful years in the NFL with the Steelers and Browns, Dawson received his final shot at pro football redemption from Stram. Convinced that Dawson was the man to lead the franchise on the field, the only trade personally orchestrated by Lamar Hunt in team history occurred after the season's first game. The Chiefs sent QB Cotton Davidson to Oakland in exchange for the Raiders first-round pick in '63, a pick that was used to select Hall of Fame DT Buck Buchanan with the first overall selection. As for Dawson, he didn't disappoint in '62, throwing 29 TD passes to earn AFL Player of the Year honors.

1962 — Stram was named Coach of the Year and RB Curtis McClinton (Kansas) was named the '62 AFL Rookie of the Year. Haynes became the franchise's first 1,000-yard rusher, concluding the season with 1,049 yards and an AFL-high 13 rushing TDs.

The Texans clinched their initial AFL Western Division Championship in November and finished with an 11-3 regular season record. Dallas won the '62 AFL Championship when K Tommy Brooker connected on a 25-yard field goal during the second overtime of the title game, giving the Texans a 20-17 victory at Houston (12/23). Spanning an elapsed time of 77:54, the game still stands as the second-longest contest in pro football history as the franchise claimed its first of three AFL titles.



GOIN' TO KANSAS CITY

1963 — Despite the Texans championship season in '62, the Dallas market simply could not sustain

two professional football franchises. Kansas City Mayor H. Roe Bartle learned of Hunt's interest in a new home for the Texans and extended an invitation for Hunt and Jack Steadman to move the franchise to Mid-America. After the duo visited Kansas City on an incognito basis, an ambitious campaign took shape to deliver on Bartle's guarantee to Hunt of tripling the season-ticket base the Texans had enjoyed in Dallas. Kansas City's mayor, nicknamed "The Chief," also promised to add 3,000 permanent seats to Municipal Stadium, as well as 11,000 temporary bleacher seats. Along with Bartle, a number of other prominent Kansas Citians stepped forward to aid in the efforts, putting together more than 1,000 workers to sell season tickets. On May 22nd, Hunt announced he was moving the franchise to Kansas City. Hunt and Stram jested at one point about calling the relocated team the Kansas City Texans, but thanks to the insistence of Steadman and a "name-



Stram

the-team” contest, the Chiefs were officially christened on May 26th, in part to honor the efforts of Bartle. During their inaugural season in Kansas City, the Chiefs charged \$7 for box seats and \$6 for reserved seats at Municipal Stadium.



Three highly-touted draft choices began their tenures with the club in '63. Hunt's trade of Davidson landed the number one overall selection in the AFL Draft, which Kansas City used to select Hall of Fame DT Buck Buchanan (Grambling). Ironically, the Raiders would later draft Hall of Fame G Gene Upshaw in '67 for the express purpose of blocking Buchanan. The Chiefs tabbed G Ed Budde (Michigan State) with their own number one selection, while stealing another future Hall of Fame inductee, LB Bobby Bell (Minnesota) in the seventh round. Buchanan, Budde and Bell all became starters on their way to a combined 526 games with the team. The first appearance of the Chiefs in Municipal Stadium attracted just 5,721 fans for a 17-13 preseason victory vs. Buffalo (8/9). Tragedy struck the club when rookie RB Stone Johnson (Grambling), who was a sprinter in the '60 Olympics in Rome, suffered a fractured vertebra in his neck in a preseason game vs. Houston (8/30) in Wichita, Kan. He died 10 days later on September 8th and his jersey number 33 was subsequently retired. Kansas City opened the regular season with a 59-7 victory at Denver (9/7), a contest that remains the highest-scoring effort in team history. On October 1st, the club moved into its new Swope Park practice facility on East 63rd Street, where the team's headquarters remained until the opening of Arrowhead Stadium in '72. The Chiefs managed just one win and two ties in their next nine games before racking up three consecutive wins to close the year at 5-7-2.



1964 — On January 29th, the AFL and NBC signed a landmark five-year, \$36-million television contract beginning with the '65 season. The Chiefs began the year with a 2-1 mark before dropping three consecutive games as several of the team's best players, including LB E.J. Holub, TE Fred Arbanas and S Johnny Robinson, missed numerous games with injuries. Arbanas missed the final two games of the year after undergoing surgery to his left eye, in which he suffered almost total loss of vision. RB Mack Lee Hill (Southern), who signed with the club as a rookie free agent and received a \$300 signing bonus, muscled his way into the starting lineup and earned a spot in the AFL All-Star Game. The club finished the season with two consecutive wins to close the season at 7-7, finishing second in the AFL West behind San Diego (8-5-1). An average of 18,126 fans attended each home game at Municipal Stadium, prompting talks at the AFL owners' meeting about the future of the franchise in Kansas City.

BIDDING WARS, MERGER TALKS & GLORY DAYS

1965 — The AFL and NFL had been openly competing for talent for years, but that bidding war for players heated up

for the Chiefs in '65. Kansas City made RB Gale Sayers (Kansas) their first-round draft pick, but Sayers eventually signed with the Chicago Bears.

The club suffered a devastating blow when RB Mack Lee Hill suffered torn ligaments in his right knee in the next-to-last regular season game of the year at Buffalo (12/12). Following what was expected to be a routine surgery on December 14th at Menorah Hospital in Kansas City, Hill died from what was termed “a sudden and massive embolism.” Hunt called Hill's death “the worst shock possible.” Beginning the following year, the club annually bestowed the Mack Lee Hill Award on its top rookie or first-year performer in honor of this fallen young star. Just days after Hill's unexpected death, the mourning Chiefs defeated Denver (12/19) to finish the year with a 7-5-2 record.

1966 — The escalation in player salaries paid by the two leagues eventually led to a series of clandestine meetings between Hunt and Tex Schramm of the Cowboys that began in April at Love Field in Dallas. While merger groundwork was being laid, the Chiefs engaged in more subterfuge during the '66 draft. DE Aaron Brown (Minnesota) was highly coveted by many clubs, including the NFL's Steelers. The Steelers couldn't locate Brown on draft day since he was already aboard a flight with Hunt, who carried out the first mid-air signing in team history. Despite being drafted in the 20th round of the AFL Draft, the Chiefs signed Heisman Trophy RB Mike Garrett (USC), who earned AFL Rookie of the Year honors. Plans for the AFL-NFL merger were officially announced by NFL Commissioner Pete Rozelle on June 8th. The Chiefs started the season at 3-0, including a 32-10 win at Oakland (9/18) in the first contest played at the Oakland-Alameda County Coliseum. A crowd of 43,885 attended the Chiefs home opener vs. defending AFL Champion Buffalo (10/2), the largest ever to witness a sports event in Kansas City at the time. The Chiefs dropped a 29-14 decision to the Bills, but after the contest, Stram and Buffalo Head Coach Joe Collier negotiated a trade in the middle of the field. Kansas City got K Mike Mercer for a fifth-round pick, solidifying one of the few weaknesses on the squad. Dawson led the league in passing, while Taylor became the

first 1,000-yard receiver in franchise history, registering 1,297 yards. The Chiefs finished three games in front of Oakland to claim an AFL West title with an 11-2-1 record, setting the stage for the franchise's second trip to the AFL Championship Game.

1967 — Using a dazzling I-formation offense and a smothering defense, the Chiefs claimed a dominating 31-7 victory in the AFL title game at Buffalo (1/1) on the same day that future Chiefs star Derrick Vincent Thomas was born in Miami, Fla. That victory propelled Kansas City to the first AFL-NFL World Championship Game, later renamed Super Bowl I. The term “Super Bowl” was coined by Hunt during a committee meeting, inspired by a “Super Ball” owned by each of his three children. Although not officially

THE OTIS ACQUISITION

One of the more colorful tales in franchise lore transpired days before the '65 draft. The Cowboys had WR Otis Taylor (Prairie View A&M) sequestered at the Continental Hotel in Dallas. Chiefs scout Lloyd Wells, who was instrumental in the signing of many key players during the '60s, thought he had Taylor's services secured for the Chiefs when he learned of the Cowboys chicanery. After ascertaining the receiver's location from Taylor's mother, Wells posed as a reporter from Ebony magazine and slipped his phone number to Taylor unbeknownst to a Cowboys “bodyguard” watching Taylor's hotel door. At 3:00 AM one of the greatest “escapes” in franchise history was consummated as the receiver climbed out a bathroom window and into an awaiting Cadillac. Taylor and Wells boarded a flight for Kansas City later that morning and Taylor, with a shiny new vehicle in his possession, was subsequently drafted by the Chiefs in the fourth round, beginning an illustrious Kansas City career.



adopted until the third such AFL-NFL World Championship Game, the name Super Bowl was seized upon by the media and quickly became a part of the worldwide sports lexicon. At the Los Angeles Memorial Coliseum, the Chiefs met Vince Lombardi's powerful Green Bay Packers (1/15). The Chiefs played the Packers close for a half, trailing 14-10, but Green Bay took control in the final two quarters, winning the game by a score of 35-10.

The club's special teams got a boost with the addition of K Jan Stenerud (Montana State), who originally enrolled in school on a skiing scholarship, and KR Noland "Super Gnat" Smith (Tennessee State). Interest in the team skyrocketed, forcing an increase in seating capacity at Municipal Stadium from 40,000 to 47,000. In June, Jackson County voters approved a \$43 million bond issue for construction of The Truman Sports Complex.



The first contest between AFL and NFL teams in Kansas City resulted in a commanding 66-24 Chiefs victory vs. Chicago at Municipal Stadium (8/23). Injuries again hit the club hard during the regular season as the Chiefs clawed their way to a 9-5 record.

1968 — A debate raged in Kansas City whether the club's new stadium should be built downtown or at a "remote" location. A location in Eastern Jackson County was chosen as the site and groundbreaking ceremonies took place in July with plans calling for a unique "rolling roof" design. The '68 Chiefs boasted one of the finest defenses ever assembled by the club, allowing a franchise-low 170 points (12.1 ppg). The nucleus of the defensive unit was clearly in its prime, producing six AFL All-Stars, including all three of the squad's linebackers. Offensively, Dawson led the AFL in passing for the fourth time. The Chiefs began the season with a 7-1 record and rattled off five straight victories to close the regular season at 12-2, sharing the AFL West crown with the Raiders and setting up an AFL Western Division Playoff Game. Kansas City lost a 41-6 decision at Oakland (12/22) in the club's first postseason outing since Super Bowl I as the Raiders advanced to the AFL Championship Game against the N.Y. Jets.

1969 — The Chiefs continued the momentum they built during the '68 campaign by posting a perfect 6-0 record during preseason play. Kansas City began the regular season with four consecutive road games for the only time in team history. After a decisive 27-9 win at San Diego (9/14), the club posted a 31-0 shutout at Boston (9/21), but Dawson sustained a knee injury against the Patriots. The once-optimistic picture for the Chiefs went from bad to worse the following week when backup QB Jacky Lee went down with a broken ankle in a 24-19 loss at Cincinnati (9/28). That injury left the team's most crucial position in the hands of second-year QB Mike Livingston, who took just five snaps as a rookie in



LEGENDARY LINEBACKERS

The Chiefs found a pair of linebacking gems in the second round of the '67 draft in #51 Jim Lynch (Notre Dame) and #63 Willie Lanier (Morgan State). That duo joined #78 Bobby Bell to form one of the most legendary linebacker trios in pro football annals.

'68. However, Livingston engineered a five-game winning streak, while getting plenty of help from the club's defense. The team's home opener at Municipal Stadium was played in a daylong deluge referred to as a "frog-strangler" by Chiefs radio broadcaster Bill Grigsby. The Chiefs and Oilers combined for 14 fumbles in a 24-0 Kansas City victory (10/12). Dawson returned to the starting lineup in a 27-3 win vs. San Diego (11/9) and guided the club to three wins in the season's next four games. Broncos coach Lou Saban was infuriated following the Chiefs 31-17 win vs. Denver (11/27). Trailing 24-17 late in the game, Denver attempted an onside kick that was recovered by LB Bobby Bell, who promptly returned

that kick for a 53-yard TD. Livingston started the following week vs. Buffalo (12/7) for an again-injured Dawson, who returned for the regular season finale at Oakland (12/13). A 10-6 loss vs. the Raiders gave the Chiefs an 11-3 record, good for second in the division behind Oakland (12-1-1). In an AFL Divisional Playoff Game at the N.Y. Jets (12/20), Kansas City rode its dominating defense which produced a crucial goal-line stand en route to a 13-6 win over the defending Super Bowl champion. The victory set up a rematch with the Raiders in the final AFL Championship Game.

THREE-TIME AFL CHAMPIONS

With a 17-7 win over the Oakland Raiders in the '69 AFL Championship Game, Kansas City became the only team in AFL history to claim three league titles. The club also won AFL Championships in '62 and in '66. During the AFL's 10-year existence, the Chiefs compiled a league-best 87-48-5 (.639) regular season record under head coach Hank Stram.



Hunt and Stram

1970 — In the final game in AFL history, the Chiefs became the league's only three-time champions, defeating the Raiders by a 17-7 count at Oakland (1/4). Making the victory even more satisfying for the Chiefs was the fact that the Raiders players had to sheepishly walk out of the stadium with the luggage they had packed for New Orleans and Super Bowl IV. During the days preceding Kansas City's clash with the heavily-favored Vikings, unsubstantiated media reports associating Dawson with a known gambler hounded the Chiefs quarterback. The night before the game, Ed Sabol of NFL Films approached Vikings coach Bud Grant about being mic'd for the game. Grant declined, but Stram accepted. As both the Chiefs and the cameras rolled, Stram clamored for his team to run "65 toss power trap" and to "keep matriculating the ball down the field." The Chiefs used the game as a crusade for the American Football League and wore "AFL-10" patches which referred to the league's 10-year existence. The Chiefs used three Stenerud FGs and a Garrett TD

run to take a 16-0 halftime lead. A dynamic 46-yard TD pass from Dawson to Taylor in the third quarter sealed the victory as Dawson was named the game's Most Valuable Player. Perhaps the grittiest performance of the day came from S Johnny Robinson, who registered two interceptions and a fumble recovery despite playing with three broken ribs. At approximately 5:20 p.m., the final seconds ticked off the clock at Tulane Stadium as the biggest moment in Kansas City sports history came to a peak as the Chiefs were crowned World Champions by claiming a 23-7 victory in Super Bowl IV (1/11). A victory parade ensued upon the club's triumphant return to Kansas City the following day.

Replicating the success of '69 proved a difficult task for Stram and company. RB Mike Garrett, who was the club's all-time leading rusher at the time, was traded to San Diego and replaced in the lineup by RB Ed Podolak. Despite a 44-24 win at Baltimore (9/28) in just the second-ever telecast of ABC's Monday Night Football package, the Chiefs owned a 3-3-1 record at the season's midpoint. One of the season's pivotal junctures came in a 17-17 tie vs. Oakland (11/1). The Chiefs were ahead 17-14 when Dawson apparently sealed the win, running for a first down which would have allowed Kansas City to run out the clock. While on the ground, Dawson was speared by Raiders DE Ben Davidson in an infamous incident that cost the Chiefs a victory and further inflamed the already heated Chiefs-Raiders rivalry. WR Otis Taylor retaliated and a bench-clearing brawl ensued. Offsetting penalties were called, nullifying Dawson's first down. The Chiefs were forced to punt and Raiders K George Blanda eventually booted a game-tying FG with 0:08 remaining. That tie ultimately cost the Chiefs a tie with Oakland for the division crown as Kansas City finished the year with a 7-5-2 record, while the Raiders went 8-4-2.

1971 — The '71 Chiefs were regarded by many as the finest squad ever assembled by the franchise, including Lamar Hunt. "I always thought that was the peak of our best team, our '71 squad," Hunt recalled. The '71 Chiefs fielded perhaps the most complete squad in franchise history, featuring a team-record 11 Pro Bowl performers. Offensively, WR Otis Taylor led the league with 1,110 receiving yards. The longstanding linebacking trio of Willie Lanier, Bobby Bell and Jim Lynch was the league's best. The offensive line was headlined by G Ed Budde and T Jim Tyrer, while the defensive front featured a pair of Pro Bowlers in DTs Buck Buchanan and Curley Culp. Both K Jan Stenerud and P Jerrel Wilson represented the squad in the Pro Bowl, as well. The '71 squad became the first in team annals to register two Monday Night Football wins. After bolting to a 5-1-1 start, the club went 5-2 during the second half of the season to finish the year at 10-3-1. A 16-14 home victory vs. Oakland (12/12) gave the franchise its initial AFC West title.

The great promise of the '71 campaign ended dramatically in the longest game in NFL history, an AFC Divisional Playoff Game played on Christmas Day. It took 82:40, but a 37-yard FG from Dolphins K Garo Yepremian finally ended the game as Miami claimed a 27-24 double OT win in the final football contest played at Municipal Stadium. Podolak accounted for an incredible 350 combined net yards, a figure that remains an NFL postseason record. The baton of power in the AFC was officially passed to the Dolphins, who went on to appear in three consecutive Super Bowls. It would be the Chiefs last playoff appearance for 15 years, effectively signaling the conclusion of the franchise's original glory days.

FOND FAREWELLS

1972 — The last original member of the '60 Dallas Texans departed on July 12th when S Johnny Robinson announced his retirement at training camp. Meanwhile, QB Len Dawson ended speculation about his retirement by signing a two-year contract. Hunt became the first AFL figure to be inducted into the Pro Football Hall of Fame on July 29th.

ARROWHEAD OPENS

After two different construction strikes and a myriad of other delays, Arrowhead Stadium was officially dedicated on August 12, 1972 when the Chiefs registered a 24-14 victory vs. the St. Louis Cardinals. RB Ed Podolak scored the first TD in the facility. "It was supposed to be finished on July 1st and it wasn't even close," recalled Jack Steadman.

In fact, seats weren't even installed yet in some areas of the stadium, including Hunt's private suite, where guests sat on folding chairs that inaugural year. Regular season ticket prices for the team's first season in Arrowhead were \$8 for box seats and \$7 for reserved seating. Mayor H. Roe Bartle is shown at right trying out the first seat installed in Arrowhead.



The Chiefs lost a 20-10 decision vs. Miami (9/17) on Opening Day at Arrowhead in front of a crowd of 79,829. Municipal Stadium hosted its final pro sporting event as the Royals defeated the Rangers by a 4-0 count (10/4). A standing-room-only crowd of 82,094 fans was in attendance for a 27-14 victory vs. Oakland (11/5), the largest "in-house" attendance total for an NFL contest in Arrowhead's history. After a 5-3 start, a three-game losing streak effectively eliminated the club from playoff contention. An 8-6 record was good enough for only a second-place finish in the AFC West behind Oakland. LB Willie Lanier became the first Chiefs player to receive the prestigious NFL Man of the Year Award.

1973 — The defense kept the club in virtually every game thanks to a nucleus that still included the bulk of the squad's Super Bowl IV starters. QB Mike Livingston started in a 23-13 Opening Day loss vs. Los Angeles (9/16), but Dawson returned to rally the club for three consecutive wins to get the team off to a 3-1 start for a third straight year. Inconsistency and injuries took their toll down the stretch, though. Dawson made his final start of the year in a 23-14 loss at Buffalo (10/29) and was replaced for the remainder of the year by Livingston, beginning a string of three straight seasons in which both players split time at the position. Livingston led the club to three straight wins, putting the team in first place

in mid-November with a 6-3-1 record. A 1-2-1 ledger over the season's final month ended the club's postseason aspirations as the team finished the year in a second-place tie with Denver at 7-5-2. Dawson became the second Chiefs player in as many years to win the NFL Man of the Year Award.



1974 — The AFC-NFC Pro Bowl was held at Arrowhead on January 20th with the AFC claiming a 15-13 win thanks to five FGs from Miami K Garo Yepremian.

While the club's sparkling new facility was drawing rave reviews, the Chiefs roster was beginning to show its age. The result was the team's first losing season in 11 years as the club was unable to string together consecutive victories during the season, a first in Chiefs franchise history. Many of the club's key players were entering the twilight of their careers: Dawson was 39, T Jim Tyrer was 35, LB Bobby Bell, DT Buck Buchanan and G Ed Budde were 34, T Dave Hill was 33 and WR Otis Taylor was 32. One of the year's few bright spots in the 5-9 season was CB Emmitt Thomas, who led the league with a franchise-record 12 INTs. The final game of the '74 campaign marked the final time all six of Kansas City's Pro Football Hall of Fame players from the club's Super Bowl era took the field together with Stram. Including Lamar Hunt and five future Vikings Hall of Famers, an amazing total of 13 Hall of Fame inductees were involved in that '74 game. That 35-15 loss vs. Minnesota (12/14) provided an anti-climactic conclusion to Stram's illustrious coaching career in Kansas City and was also the final game in a Chiefs uniform for eight-time All-Pro LB Bobby Bell. Three days later, on December 27th, the only head coach in franchise history was relieved of his duties after compiling a 124-76-10 regular season record with the club.

1975 — San Francisco 49ers defensive coordinator Paul Wiggin was named the second head coach in franchise history on January 23rd. A former Pro Bowl defensive end for the Cleveland Browns, Wiggin inherited the unenviable task of rebuilding a squad whose pool of talent had been largely depleted due to age and a number of ill-fated trades that had left the club devoid of first-round draft choices in '73 and '75. After an 0-3 start to the season, Wiggin directed the Chiefs to three straight wins, beginning with a convincing 42-10 victory vs. Oakland (10/12). The highlight of the season was a 34-31 upset win at Dallas (11/10) on Monday Night Football. But the club could not maintain that success. Owning a 5-5 record heading into the homestretch of the season, injuries to a number of key players crippled the team. The Chiefs dropped its final four contests of the year to finish at 5-9 for the second consecutive season. The regular season finale at Oakland (12/21) marked the final games in the Hall of Fame careers of Dawson and Buchanan.

1976 — Buck Buchanan officially hung up his spikes in February, while Dawson announced his retirement on May 1st. Off the field, Jack Steadman was promoted to President and Jim Schaaf was named General Manager in August. On the field, Kansas City's fortunes didn't improve in the second year of the Wiggin regime. The club dropped three straight home games before suffering a 50-17 setback at Buffalo (10/3), opening the season at 0-4 for the first time in team history. The team registered a 3-1 record during a successful midseason stretch but could not maintain that momentum. After lingering in Dawson's shadow for eight seasons, QB Mike Livingston was firmly entrenched as the team's starter, becoming the first signal-caller to start every regular season game since Dawson in '68. Even though he played well and rallied the squad for wins in two of the season's final three games, the Chiefs still ended the year with their third consecutive 5-9 record. RB Ed Podolak surpassed RB Abner Haynes as the all-time leading ground gainer in team history in the final game of the year vs. Cleveland (12/12). RB MacArthur Lane was another offensive threat, becoming the first player in franchise

history to lead the league in receptions (66). One of the club's final ties to its glory days was severed when the dismantling of Municipal Stadium began on April 13th. A portion of the site was later developed into a community garden.

1977 — On the field, the Chiefs suffered their worst season to date, winning just twice and undergoing a midseason coaching change. An 0-5 start doomed the squad with a 44-7 loss at Cleveland (10/30) effectively sealing Wiggin's fate. Despite the club's record, Wiggin was still a popular figure in Kansas City, but was nonetheless relieved of his duties on Halloween, marking the first in-season coaching switch in team history. Wiggin concluded his tenure with an 11-24 record. Defensive backs coach Tom Bettis was named interim coach and claimed a 20-10 victory vs. Green Bay (11/6) in the club's initial contest under his direction, but it was the only victory of his brief head coaching tenure. The team endured a six-game losing streak to conclude the season at 2-12. Bettis and the remainder of the coaching staff assembled by Wiggin were released on December 19th, one day after a 21-20 loss at Oakland (12/18) in the regular season finale. Marv Levy, the former head coach of the CFL's Montreal Alouettes, was named the fourth head coach in franchise history on December

20th. The heart and soul of the Chiefs once-vaunted defense departed when roommates Lanier and Lynch, who both joined the club together as second-round draft picks in '67, retired following the '77 campaign. Baltimore later acquired Lanier's rights in a trade, but failed to lure him out of retirement.



"GIVE A CHEER FOR KANSAS CITY"
 by Marv Levy
 Give a cheer for Kansas City,
 Loud and clear for the Red and Gold,
 As the Chiefs march on to victory
 Like our mighty teams of old.
 (Refrain)
 Rah, Rah, Rah, for Kansas City
 Rah, Rah, Rah for Red and Gold
 As the Chiefs march on to victory
 Like our mighty teams of old
 Beat the drum, here they come
 Warriors, brave and strong.
 In the stands, loyal fans
 Cheer our team along

THE LEVY ERA

1978 — Levy's systematic restocking of a relatively barren defensive roster began with a '78 draft class that included a pair of future Chiefs Hall of Fame enshrinees in DE Art Still (Kentucky) and LB Gary Spani (Kansas State). Another tie to the club's Super Bowl IV team was cut when RB Ed Podolak, who was the club's all-time leading rusher at the time, retired on June 15th. Perhaps Levy's most unconventional tactic in rebuilding the Chiefs was installing the Wing-T

offense. "It was a situation where we took over a team that had the worst defensive record in the history of the National Football League," Levy later explained. "We wanted to keep that defense off the field, so we ran the ball 60 times a game." The '78 Chiefs ran and ran often, posting franchise records with 663 rushing attempts and 2,986 ground yards. Levy's squad ran the ball a staggering 69 times in a 24-23 Opening Day win at Cincinnati (9/3), the most rushing attempts in an NFL contest since '48. Five different players had 100-yard rushing games during the year, including RB Tony Reed who finished the season with 1,053 yards to become the team's first 1,000-yard back since '67. Despite the squad's Opening

Day success, the club lost 10 of its next 11 games, including a pair of OT decisions. However, the team showed signs of improvement with the defense recording a 23-0 shutout vs. San Diego (11/26) as the club concluded its first 16-game schedule with a 4-12 mark.

1979 — Kansas City owned a pair of picks in the first round of the draft, selecting DE Mike Bell (Colorado State) and QB Steve Fuller (Clemson). By the season's third game, Fuller had supplanted QB Mike Livingston as the club's starter. With Fuller at the helm, the Chiefs owned a 4-2 record after six games, but a five-game midseason losing stretch sullied that effort. Despite finishing fifth in the AFC West for a second straight season, Kansas City's 7-9 record was a notable accomplishment considering the fact that the division's other four clubs all posted winning records for a second consecutive season. The Chiefs lost a 3-0 decision at Tampa Bay (12/16) in one of the most water-logged contests in franchise annals. As both clubs struggled to move the ball under monsoon-like conditions, a late fourth-quarter FG by the Buccaneers averted the NFL's first scoreless tie since '43.

1980 — An infusion of new talent continued at Arrowhead. G Brad Budde (USC), the son of Chiefs Hall of Fame G Ed Budde, was selected as the club's first-round draft choice, making the Buddes the first father-son combination to become first-round draftees of the same team in NFL history. In a then-controversial move on August 26th, the Chiefs released K Jan Stenerud, who at the time was the club's all-time leading scorer. He was replaced by journeyman K Nick Lowery, who had been cut 11 times by eight different teams himself. He finished his career with the club in '93 as the franchise's all-time leading scorer with 1,466 points. After enduring an 0-4 start, the club rebounded to post a four-game victory streak. After Fuller was sidelined with a knee injury late in the season, former Miami 12th-round draft choice QB Bill Kenney entered the lineup. He was so anonymous that when he appeared in that contest, the name on the back of his jersey was inadvertently misspelled "Kenny." Kenney went on to lead the club to a 31-14 victory vs. Denver (12/7) in his initial NFL start. The defense continued to evolve as DE Art Still and S Gary Barbaro became the first Chiefs defensive players to be elected to the Pro Bowl in five seasons. The Chiefs finished the year at 8-8, the club's highest victory tally since '72.

1981 — Kenney supplanted Fuller as the club's starting quarterback and directed the Chiefs to a 6-2 start, including a 37-33 win over the defending Super Bowl champion Steelers at Pittsburgh (9/6) on Opening Day. Second-round draft choice RB Joe Delaney (NW Louisiana) electrified the club's offense by rushing for 1,121 yards, a team single-season record at the time. He was named the AFC's Rookie of the Year and became the first running back to represent the franchise in the Pro Bowl. Delaney registered a 193-yard performance in a 23-10 win vs. Houston (11/15), the best single-game total ever amassed by a Kansas City rookie RB. "I've played against the best — O.J. Simpson, Gale Sayers, Walter Payton and (Delaney) ranks right up there with them," remarked Oilers Hall of Fame DE Elvin Bethea. "He is great with a capital 'G.'" Owing an 8-4 record with four games remaining, the Chiefs were poised to make the playoffs for the first time in 10 years



JOE DELANEY (1958-1983)

Tragedy struck the club on June 29, 1983 when Delaney drowned trying to save the lives of three youngsters in Monroe, Louisiana. An overflow crowd that included the Hunt family, prominent members of the Chiefs administration and head coach John Mackovic attended a memorial service held in Delaney's high school gymnasium in Houghton, Louisiana on July 4th. Delaney was posthumously awarded the Presidential Citizen's Medal by Ronald Reagan on July 13th.

before hitting a three-game losing skid. Kenney missed the club's final three contests due to injury. Fuller guided the club to a 10-6 win at Minnesota (12/20) in the final contest played at Metropolitan Stadium as Vikings fans began dismembering the stadium in the second half, taking seats, pieces of the scoreboard and even chunks of sod as souvenirs. The victory assured the Chiefs of a 9-7 record, the club's first winning mark since '73 as Levy increased the club's victory total for a third consecutive year. Inspired by Washington's fight song, Levy penned a fight song of his own for the Chiefs, but much like the Wing-T offense, the concept never really caught on.

1982 — RB Joe Delaney underwent surgery in May to repair a detached retina in his eye, a radical procedure at the time. Optimism abounded at Arrowhead thanks to the club's promising 9-7 record from '81, but swelling labor unrest spelled doom for both the Chiefs and Levy in '82. The Chiefs split their first two games of the year before a 57-day strike by the NFL Players Association began at midnight on September 20th. The strike concluded on November 17th after six games were cancelled and one was rescheduled, but the Chiefs would never recover, dropping four straight games after their return to the field. C Jack Rudnay, who had been one of the franchise's most durable and decorated offensive performers over the past decade, announced on December 20th that the '82 campaign would be his last. Despite wins in two of the season's final three games, the Levy era concluded as the club finished the strike-shortened season at 3-6.

TRAGEDY, TRIUMPHS AND TRANSITIONS

1983 — Marv Levy was released as the club's head coach on January 4th. Dallas Cowboys QBs coach John Mackovic was named the fifth head coach in Kansas City history on February 2nd. The 39-year-old Mackovic became the youngest individual ever to hold that post for the club. The Chiefs held the seventh overall pick in the quarterback-laden '83 NFL Draft and selected QB Todd Blackledge (Penn State). The five other signal-callers selected in the first round that year included John Elway (1st — Baltimore), Jim Kelly (Buffalo — 14th), Tony Eason (New England — 15th), Ken O'Brien (N.Y. Jets — 24th) and Dan Marino (Miami — 27th). LB Bobby Bell became the first Chiefs player to be inducted into the Pro Football Hall of Fame on July 30th, providing some solace to the franchise which was still mourning the death of RB Joe Delaney.

With Kenney and Blackledge both on the roster, QB Steve Fuller was traded to the L.A.

Rams on August 19th. Kenney earned a Pro Bowl berth after racking up a franchise-record 4,348 passing yards, while WR Carlos Carson hauled in 80 passes for 1,351 yards. Despite the team's high-flying aerial game, Mackovic had trouble finding a suitable replacement for Delaney on the ground. The highest scoring contest in franchise history (at the time) took place as the Chiefs and Seahawks combined for 99 points in a wild, 51-48 OT loss at Seattle (11/27). A meager crowd of 11,377 attended

the club's season-ending 48-17 win vs. Denver (12/18), the smallest attendance ever for a Chiefs game at Arrowhead, as the club finished at 6-10.

1984 — Wayne Rudy, the only head trainer the team had ever known, retired and passed the reins to his assistant Dave Kendall in February. Pro Bowl S Gary Barbaro became the most notable Chiefs player to defect to the rival USFL, signing with the New Jersey Generals on February 2nd after sitting out the entire '83 campaign in a contract dispute. All-America NT Bill Maas (Pitt) and T John Alt (Iowa) were both tabbed in the first round of the draft. Maas was named NFL Defensive Rookie of the Year, while Alt eventually became the cornerstone of the club's offensive line later in the decade. Kansas City's defense



registered a team-record 11.0 sacks in a 10-6 win vs. Cleveland (9/30), coming 1.0 sack shy of the NFL single-game record. Kenney suffered a broken thumb during the preseason and was sidelined until the season's seventh week. Blackledge opened the first six contests of the season and had the club at 3-3.

THE INTERCEPTORS

S Gary Barbaro's departure and the trade of Pro Bowl CB Gary Green in '84 began a youth movement that produced the most vaunted secondary in team history. CB Kevin Ross (#31), S Deron Cherry (#20), CB Albert Lewis (#29) and S Lloyd Burruss (#34) accounted for a combined 13 Pro Bowl appearances with the Chiefs.

Kenney returned to the starting lineup at the N.Y. Jets (10/21), but the club dropped four of its first five contests after his return. However, the team rattled off three consecutive wins to conclude the year at 8-8.

1985 — The Chiefs got off to a flying start with a 47-27 win at New Orleans (9/8), while Cherry tied an NFL record by registering four interceptions in a 28-7 win vs. Seattle (9/29) as the club boasted a 3-1 record four games into the season. Kansas City was then confronted with a seven-game losing streak that was not snapped until Blackledge was installed as the starter vs. Indianapolis (11/24). The team rebounded to win three of its final five contests of the season with Blackledge under center, further inflaming a quarterback controversy that continued into the '86 campaign. One of the few remaining bright spots in a disappointing 6-10 season came in the regular season finale vs. San Diego (12/22) when WR Stephone Paige set an NFL record with 309 receiving yards in a 38-34 win, breaking the previous mark of 303 yards set by Jim Benton (Cleveland) in '45. Paige's mark was subsequently surpassed by a 336-yard effort by WR Willie Anderson (L.A. Rams) in '89.

1986 — LB Willie Lanier was enshrined in the Pro Football Hall of Fame on August 2nd. On the field, the pieces started coming together for Mackovic. His offense displayed plenty of scoring punch, while the club's defense and special teams became increasingly effective. With the team sitting at 3-3, Kenney replaced Blackledge for the second half vs. San Diego (10/19), guiding the club to a 42-41 victory. That win was the first of four consecutive

triumphs with Kenney at the helm, the club's longest winning streak since '80. Poised with a 7-3 record after 10 games, three straight losses in November put the Chiefs playoff chances in jeopardy. Two December wins gave Kansas City a 9-6 mark, putting the Chiefs tantalizingly close to their first postseason berth in 15 years.

The defining moment of the '86 campaign came in the regular season finale at Pittsburgh (12/21). Despite being outgained in total yardage by a 515-to-171-yard margin, the Chiefs were able to notch a 24-19 victory as all of the team's points came via special teams: a blocked punt return, a FG, a kickoff return and a blocked FG return. With a 10-6 record the Chiefs earned an AFC Wild Card berth, winning a tiebreaker with Seattle. Kenney was injured in the fourth quarter of the Steelers contest, meaning Blackledge drew the starting assignment for the club's first playoff contest since '71, a 35-15 loss at the N.Y. Jets (12/28). Little did anyone know at the time that it would be the final contest of the Mackovic era.

1987 — One of the most tumultuous weeks in franchise history took place following the club's playoff loss vs. the Jets. Assistant head coach and special teams coach Frank Gansz, who had been an integral figure in the club's remarkable '86 campaign, resigned his position on January 7th in order to pursue opportunities as an NFL offensive coordinator. It was announced in an impromptu press conference that Mackovic was relieved of his duties on January 8th. A popular figure among Chiefs players, Gansz was reinstated on January 10th and was named the sixth head coach in franchise history.

QB Len Dawson became the third Chiefs player inducted into the Pro Football Hall of Fame on August 8th, while injuries forced the retirement of the club's then all-time leading tackler LB Gary Spani. A duo of rookies made a splash in a 20-13 win on Opening Day vs. San Diego (9/13) as RB Paul Palmer returned a kickoff for a TD and RB Christian Okoye dashed for 105 yards. A 24-day NFLPA strike began on September 22nd. The club's contest vs. Minnesota (9/27) was cancelled before replacement games were conducted the next three weeks. Much like Marv Levy five years earlier, Gansz's grip on the club's coaching reins was crippled by the labor unrest.

The Kansas City replacement squad was constructed primarily of players cut in training camp. One of the few bright spots was RB Jitter Fields, who remained on the active roster following the strike. The Chiefs strike squad received an ominous welcome in Los Angeles when in the early morning hours prior to a contest vs. the Raiders (10/4), an earthquake rattled Southern California. The visibly shaken Chiefs lost a 35-17 decision later that day. The low point of the year came the following week at Miami (10/11) in the first regular season game played at what then was known as Joe Robbie Stadium. Chiefs QB Matt Stevens was injured early in the contest, forcing into duty QB Alex Espinoza, a player who had never taken an NFL snap. The result was a 42-0 Dolphins victory, setting the stage for an 0-3 performance by Kansas City's replacement unit, giving the Chiefs a 1-4 record before the club's regular roster returned at San Diego (10/25). Five straight losses followed, giving the Chiefs a team-record nine-game losing skid. For the only time in team history, five different players started games at quarterback for the club. Behind Kenney, Kansas City won two of its last three games to conclude the strike-shortened 4-11 campaign.

1988 — The spring was marked by several notable trades as the club jockeyed to improve on its 4-11 finish in '87. Blackledge was traded to Pittsburgh on March 29th and 12-year veteran QB Steve DeBerg was acquired from Tampa Bay on March 31st. The Chiefs moved up

one spot in the first round of the draft to select DE Neil Smith (Nebraska) with the third overall pick. Kenney opened the team's initial two games, but was replaced by DeBerg at halftime at Seattle (9/11). In his initial start as a member of the Chiefs, DeBerg guided the team to a 20-13 win vs. Denver (9/18). However, six losses and a tie ensued as Kenney and DeBerg jostled for the QB job. As the season drew to a close, it became apparent the winds of change were blowing across the organization. President Jack Steadman resigned on December 8th, while General Manager Jim Schaaf was relieved of his duties the same day. Steadman was later named Chairman of the Board. On the field, the Chiefs finished the year at 4-11-1 as questions swirled regarding Gansz's future and who would fill the club's leadership void. Those winds of change became a full-fledged gale one day after the season's conclusion when former Philadelphia Eagles and USFL executive Carl Peterson was named the club's President/General Manager and Chief Operating Officer on December 19th.

A RETURN TO PROMINENCE: CARL PETERSON AND MARTYBALL

1989 — After compiling an 8-22-1 record in two seasons, Gansz was relieved of his duties as head coach on January 5th. Peterson's selection as Gansz's successor was former Cleveland Head Coach Marty Schottenheimer, who was named the seventh head coach in Chiefs history on January 24th. The first draft choice of the Peterson era set the tone for the next decade as the club selected Hall of Fame LB Derrick Thomas (Alabama) with the fourth overall selection. Thomas paired with Smith to form one of the most feared pass-rushing duos in NFL history, compiling a combined 212.5 sacks during their illustrious Chiefs careers. The Peterson-Schottenheimer era got off to an inauspicious start in a 34-20 loss at Denver (9/10) as DeBerg's first pass attempt was intercepted and returned for a TD. The club won just four times in its next 10 games as former Eagles QB Ron Jaworski and QB Steve Pelluer, who was acquired in a trade from Dallas, each opened three games apiece during that span. DeBerg regained the starting job for the final five weeks of the season, generating four wins that put the Chiefs just out of postseason qualification at 8-7-1. A 34-0 shutout win vs. Houston (11/26) highlighted the club's stretch run. RB Christian Okoye became the first Chiefs player to lead the NFL in rushing with 1,480 yards, while Thomas won consensus NFL Rookie of the Year honors.

1990 — The foundation for the club's formidable offensive line of the '90s gathered two key ingredients when C Tim Grunhard (Notre Dame) and G Dave Szott (Penn State) were acquired in the draft. Construction began on the club's indoor practice facility at the Truman Sports Complex, giving the Chiefs an 80-yard indoor field and weight room facilities upon its completion. DT Buck Buchanan was inducted into the Pro Football Hall of Fame on August 4th. The Chiefs made their initial overseas appearance, losing a 19-3 American Bowl decision vs. the L.A. Rams at Olympic Stadium in Berlin, Germany (8/11). Schottenheimer's club got out of the starting gate quickly, winning three of its first four games. The club then struggled, splitting its next six contests.

Free agent RB Barry Word produced a 200-yard rushing outburst in a 43-24 victory vs. Detroit (10/14), becoming the first player in team history to top the 200-yard plateau. Kansas City led the NFL with a franchise-record 60.0 sacks, including a team-record 20.0 by LB Derrick Thomas. Thomas established an NFL single-game record with 7.0 sacks in an

inspiring Veterans Day performance vs. Seattle (11/11), a game the Seahawks miraculously won, 17-16, on a last-second, 25-yard TD pass to WR Paul Skansi by future Chiefs QB Dave Krieg. That loss brought on the furious stretch run which saw the club record victories in six of its last seven outings. Behind DeBerg's offensive leadership (23 TD passes with just four INTs), Kansas City finished the year with a franchise-best +26 turnover differential. The Chiefs clinched their first postseason berth since '86 with a 24-21 win at San Diego (12/23) and finished the year at 11-5, marking the franchise's best finish since '69.

1991 — The Chiefs suffered a heart-breaking 17-16 loss at Miami (1/5) in an AFC Wild Card Game as K Nick Lowery's potential game-winning 52-yard FG fell short with 0:56 remaining. On July 27th, K Jan Stenerud became the first pure placekicker to be inducted into the Pro Football Hall of Fame. The Chiefs became members of Wisconsin's "Cheese League," moving their training camp to the University of Wisconsin - River Falls after spending the previous 28 summers at William Jewell College in Liberty, Mo. The club's 14-3 win vs. Atlanta (9/1) on Opening Day initiated the 141-game sellout streak at Arrowhead that carried into the 2008 campaign. The Chiefs were featured on Monday Night Football three times, including a 33-6 victory over the defending AFC Champion Buffalo Bills before a raucous crowd of 76,120 fans at Arrowhead (10/7), marking the club's first home MNF contest in eight years. Kansas City finished the regular season at 10-6, marking the first time since '68-69 that the franchise had qualified for the playoffs in consecutive seasons. A 27-21 victory at the L.A. Raiders (12/22) in the regular season finale gave the Chiefs the right to host the Silver and Black just six days later in the inaugural postseason game in Arrowhead's history. Thanks to six takeaways, the Chiefs registered their first postseason victory since Super Bowl IV with a 10-6 win in an AFC Wild Card Game vs. the L.A. Raiders (12/28).

1992 — The Chiefs lost a 37-14 decision at Buffalo (1/5) in an AFC Divisional Playoff matchup as the Bills dynamic offense proved to be too much for the Chiefs. A longtime nemesis with Seattle, "Plan B" free agent QB Dave Krieg was signed as the club's starter on March 19th. A melancholy offseason awaited the Chiefs, who mourned the passing of Player Personnel Director Whitey Dovell on May 11th and Hall of Fame DT Buck Buchanan on July 16th. Both Dovell and Buchanan lost courageous battles with cancer. Six-time Pro Bowl S Deron Cherry who originally joined the club as a free agent punter, announced his retirement in July after registering 50 interceptions in 11 seasons with the franchise. The Chiefs retired the jerseys of Buchanan (86), LB Willie Lanier (63) and K Jan Stenerud (3) in a ceremony prior to a preseason contest vs. Buffalo (8/24).

First-round draft pick CB Dale Carter (Tennessee) won the Bert Bell Trophy as the NFL's Rookie of the Year. The very first time Carter touched the ball in an NFL contest, he registered a 46-yard punt return TD in a 24-10 win at San Diego (9/6). RB Christian Okoye surpassed RB Ed Podolak as the then all-time leading rusher in team history vs. Seattle (9/13). Injuries eventually made the '92 campaign Okoye's last with the Chiefs after he compiled 4,897 rushing yards with the franchise. The club got off to a 3-1 start, but was faced with a 4-4 record at the season's midpoint. Despite four consecutive victories, the club's postseason hopes still came down to the season's final contest. Owing a 9-6 record and needing one more victory to secure a playoff berth, the Chiefs defense tallied three TDs, while Krieg tossed a pair of scoring passes as Kansas City claimed a 42-20 win vs. Denver (12/27) to finish the season with a 10-6 record.

1993 — The Chiefs made a quick exit from the playoffs as Krieg was sacked 7.0 times in a 17-0 AFC Wild Card loss at San Diego (1/2). The Chiefs spent the off-season installing the “West Coast” offense under the direction of new offensive coordinator Paul Hackett, who at one time served as the QBs coach to Joe Montana in San Francisco. On April 20th, the Chiefs traded for Montana, who directed the 49ers to four Super Bowl victories. G Will Shields (Nebraska) was selected with the club’s third-round draft choice, rounding out the “law firm” of Grunhard, Szott and Shields which anchored the interior of the Chiefs offensive line for most of the decade. On June 9th, the club signed another future Canton enshrinee, inking unrestricted free agent RB Marcus Allen, who had spent 11 seasons tormenting the Chiefs as a member of the Raiders. Montana and Allen made their debuts in a 27-3 win at Tampa Bay (9/5), marking Montana’s first Opening Day appearance since ‘90. Shields initiated a franchise-record streak of 223 consecutive starts the following week at Houston (9/12). Thanks to a pair of Monday Night Football wins at Arrowhead, the club owned a 6-2 midseason mark. Before taking the field in a Sunday night contest at Minnesota (12/26), the team learned it had clinched its first AFC West title since ‘71 thanks to a Raiders loss earlier in the day. The team finished the season with an 11-5 regular season record, marking the club’s fourth consecutive year with a double-digit victory tally. LB Derrick Thomas was named the NFL’s Man of the Year following the season. Thomas, who founded “The Third and Long Foundation,” received the honor in large part due to his efforts in promoting children’s literacy.

1994 — Kansas City got its first true taste of “Montana Magic” as the Hall of Fame passer engineered a brilliant comeback in a 27-24 OT win in an AFC Wild Card thriller vs. Pittsburgh (1/8). Next up was a red-hot Oilers squad that had won 11 straight games to conclude the regular season. Heavily-favored Houston opened up a 13-7 lead in the fourth quarter, but once again, Montana had a comeback in mind, guiding the club to a 28-20 victory at Houston (1/16). The Chiefs playoff journey ended in their initial AFC Championship Game appearance at Buffalo (1/23). Montana was knocked out of the contest early in the second half as Buffalo claimed its fourth straight AFC title by a score of 30-13.

While the previous off-season saw the Chiefs stockpile several key free agents, a number of familiar faces departed following the ‘93 season, most notably CBs Albert Lewis (Raiders) and Kevin Ross (Falcons), as well as K Nick Lowery (Jets). QB Steve Bono was acquired in a trade with San Francisco on May 2nd to serve as Montana’s backup. The most dramatic change in Arrowhead’s appearance occurred as a grass playing field was also installed, replacing the previous AstroTurf surface. The club made its second American Bowl appearance, meeting Minnesota in Tokyo, Japan (8/7).

The Chiefs home opener was one of the most ballyhooed regular season contests in team history as Montana made his only career appearance vs. San Francisco (9/11). The Chiefs prevailed over the 49ers and Montana’s replacement, QB Steve Young, by a 24-17 count before a crowd of 79,907, the second-largest “in-house” attendance in Arrowhead history. After starting the season 3-0, the Chiefs dropped back-to-back games before snapping an 11-game losing streak at Denver’s Mile High Stadium (10/17) in a memorable Monday night contest. Montana orchestrated a masterful comeback, connecting with WR Willie Davis for a five-yard TD with 0:08 remaining to give the Chiefs

a 31-28 triumph. A late-season, three-game losing skid put the club’s playoff hopes in jeopardy. The Chiefs found themselves at 8-7 faced with a do-or-die regular season finale vs. the L.A. Raiders (12/24) in the final NFL contest played at the L.A. Coliseum for 22 seasons. Marcus Allen had his finest game in a Chiefs uniform, rushing 33 times for 132 yards en route to a 19-9 win. At 9-7, Kansas City qualified for the playoffs for a fifth straight season. However, the Chiefs made a rapid departure from the playoffs in Montana’s final professional contest at Miami (12/31). Montana and Dolphins QB Dan Marino conducted a masterful first-half duel that ended deadlocked at 17-17, but Miami eventually prevailed by a 27-17 count.

1995 — Montana announced his retirement from football after 16 years in the NFL on April 18th and Bono was promoted to the starting job. Immediately, so-called media experts predicted much gloom and doom for the ‘95 Chiefs, leading Schottenheimer to quip during training camp that his club had been picked “sixth in a five-team division.” Led by Bono, who merited a Pro Bowl berth, Kansas City posted an NFL-best 13-3 record with unblemished 8-0 marks in the AFC West and at Arrowhead. The Chiefs led the NFL in rushing offense (138.9 ypg), scoring defense (15.1 ppg) and turnover ratio (+12). A 24-3 win at Arizona (10/1) featured a surreal 76-yard TD run on a bootleg by Bono as the Chiefs initiated a seven-game winning streak, the franchise’s longest since ‘69. In a Monday Night Football classic vs. San Diego (10/9), WR Tamarick Vanover returned a punt for an 86-yard TD to provide the winning points in a 29-23 victory, the team’s third straight home win in overtime. The club’s defense began to flex its muscle, beginning with a 21-7 win at Denver (10/22). The contest, played in a Rocky Mountain snowstorm, featured the 100th rushing TD of Marcus Allen’s career. The Chiefs won a home game for the third time on a last-second return score that concluded in Arrowhead’s west end zone when CB Mark Collins scooped up a fumble for a 20-13 win vs. Houston (11/19). Kansas City clinched a division title with a 29-23 victory at Oakland (12/3) en route to a 13-3 regular season record and a team-record sixth consecutive postseason berth. The Chiefs were represented by seven players in the Pro Bowl, more than any other AFC team.

HALLELUJAH CORNER

The term “Hallelujah Corner” was coined in ‘95 after Kansas City won three separate contests via return scores culminating in Arrowhead’s west end zone. The first of those hallowed victories was a 23-17 OT decision vs. Oakland (9/17) that culminated when CB James Hasty returned an interception for a 64-yard TD, prompting head coach Marty Schottenheimer to plant a celebratory postgame kiss on the cornerback.



1996 — The Chiefs dropped an AFC Divisional Playoff Game vs. Indianapolis (1/7) on a blustery afternoon with the temperature at 11 degrees and a wind chill of -9. Three INTs and a trio of missed FGs contributed to the 10-7 loss at Arrowhead. The Chiefs entered the ‘96 campaign with essentially the same lineup as the club boasted in ‘95 and were featured on the cover of Sports Illustrated along with Green Bay as preseason Super Bowl favorites.

Kansas City made its third American Bowl appearance, this time vs. Dallas in Monterrey, Mexico (8/5). The club started the season with a 4-0 record for the first time in team history, but the season's lofty expectations came crashing down as the squad lost three of its next four games. A three-game winning streak, including a victory over the eventual Super Bowl champion Green Bay Packers, put the club back in postseason contention at 8-3.

That rosy picture quickly crumbled in a 28-14 loss vs. San Diego (11/24) as Bono was relieved in the second half by QB Rich Gannon. Gannon assumed the starting reins for a 28-24 win in a Thanksgiving Day game at Detroit (11/28) as Allen registered his 111th career rushing TD to surpass Walter Payton as the NFL's all-time leader in that department at that time. Needing just one more win to qualify for the playoffs, the Chiefs dropped their next two games as an injury-hampered Gannon was sidelined for good in the second quarter of a 24-19 loss vs. Indianapolis (12/15). Faced with a must-win situation in a frigid regular season finale at Buffalo (12/22), the club's postseason hopes hinged on Bono. Despite a 20-9 loss to the Bills, the Chiefs still had a shot to slip into the playoffs if Atlanta could secure a win at Jacksonville. However, Atlanta K Morten Andersen's 30-yard FG attempt went wide left with 0:04 remaining, preserving a 19-17 win and the AFC's final Wild Card spot for the Jaguars, who won a tiebreaker with Kansas City. The Chiefs finished with a 9-7 record, missing the postseason for the first time since '89.

1997 — Kansas City dramatically retooled its roster in '97, beginning with free agent QB Elvis Grbac, who signed with the club on March 17th. In addition to Grbac, the Chiefs lineup featured 11 new starters, including WR Andre Rison, who won team MVP honors after becoming the club's first Pro Bowl receiver in a decade. On defense, the club's top four picks from the '96 Draft, S Jerome Woods, S Reggie Tongue, DE John Browning and LB Donnie Edwards, all emerged as starters. T John Alt announced his retirement at training camp in River Falls, Wis., on July 21st. All the new faces quickly formed a cohesive unit as the Chiefs posted a 13-3 record, an 8-0 Arrowhead mark and their second AFC West title in three years. The club engineered several dramatic finishes, the first of which came in a Monday Night Football thriller at Oakland (9/8) when Grbac connected with Rison on an improbable 32-yard TD pass with just 0:03 remaining to cap a 28-27 win. Six days later, Kansas City's defense produced a remarkable goal-line stand to preserve a 22-16 victory at Arrowhead vs. Buffalo (9/14).

After posting a 6-2 record during the season's first half, Kansas City's good fortune appeared to run out vs. Pittsburgh (11/3) when Grbac suffered a broken clavicle. However, Gannon led the team to a 5-1 mark in their next six outings.

K Pete Stoyanovich provided one of the year's most memorable moments, connecting on a line-drive 54-yard FG as time expired to give Kansas City a 24-22 win vs. Denver (11/16). San Francisco entered Arrowhead boasting an 11-game winning streak and departed after suffering a 44-9 defeat (11/30), while the Chiefs vaunted defensive unit pitched a 30-0 shutout vs. Oakland (12/7). The Chiefs led the NFL in scoring defense, allowing a mere 14.5 points per game. The 232 total points permitted by the Chiefs in '97 were the lowest tally ever allowed in a 16-game season in team history. Kansas City also broke a 63-year-old mark owned by the '34 Detroit Lions by not permitting a second-half TD in 10 consecutive games. Grbac returned for the regular season finale vs. New Orleans (12/21) as the squad finished the year with six consecutive victories, a first in team history.

1998 — The two teams with the AFC's top records squared off when Denver (12-4) visited Kansas City (13-3) for an AFC Divisional Playoff Game (1/4). Grbac started the contest for Kansas City and despite holding an edge in total yardage, the Chiefs could not convert on several key scoring opportunities, dropping a 14-10 decision to their division foe. On April 9th, RB Marcus Allen announced his retirement, concluding a brilliant 16-year NFL career. A whirlwind preseason saw the Chiefs play another American Bowl contest, this time vs. Green Bay in Tokyo, Japan (8/1), as well as a preseason game vs. Tampa Bay in Norman, Okla. (8/8).

A '98 campaign which began with much promise had its high hopes dashed as the Chiefs suffered several major injuries beginning in a season-opening victory vs. Oakland (9/6) that featured 6.0 sacks from LB Derrick Thomas. Grbac was lost for four games due to a shoulder injury, while All-Pro G Dave Szott's year came to an end with a biceps tear. In total, 11 different starters missed a total of 45 games due to injuries. Gannon led the team to a 4-1 start that included a water-logged, 17-6 Sunday night win vs. Seattle (10/4), a contest that was delayed for 54 minutes due to torrential rains. However, the club would never recover from an ensuing six-game losing streak, the longest of Schottenheimer's tenure. The low point of that stretch came in a penalty-marred 30-7 loss vs. Denver (11/16) on Monday Night Football. The club was hampered by crucial penalties throughout the season, setting dubious NFL records at the time for penalties (158) and penalty yardage (1,304). Despite registering wins in three of the season's final five games, the club finished the year at 7-9, snapping a string of nine consecutive winning seasons.

GUN'S RUN & A FALLEN HERO

1999 — On January 11th, Head Coach Marty Schottenheimer announced his retirement after 10 seasons. His 101-58-1 (.634) record gave him the best winning percentage of any coach in franchise history, a number that has since been surpassed by Andy Reid. During his tenure, the Chiefs captured three AFC West titles and qualified for the playoffs seven times. Schottenheimer also produced a remarkable 18-3 (.857) record against the Raiders. Gunther Cunningham was appointed the eighth head coach in franchise history on January 22nd. During his four seasons ('95-98) as the Chiefs defensive coordinator, Kansas City's defense allowed a league-low 16.4 points per game. Cunningham produced a 9-7 record, the best mark of any rookie head coach in franchise history and the best mark of any first-year head coach in '99. The club became the sixth team in NFL history to record 100 regular season wins in a decade with a 16-10 triumph at Denver (12/5). Only Buffalo (103-57) finished the decade with a better record than Kansas City's 102-58 mark. Under Cunningham, Kansas City led the NFL with a +21 turnover ratio and won the NFL's turnover triple crown in the '90s with a remarkable +128 turnover ratio, a league-high 365 takeaways and an NFL-low 237 giveaways. The Chiefs also recorded 11 return TDs on the season, including a franchise-best nine on defense. The Chiefs ran the ball more times (521) than any other team in the league and ranked fourth in the NFL in rushing (130.1 ypg). After a three-game midseason losing streak put the club at 5-5 and on the brink of playoff elimination, the team rallied for a four-game winning string, setting up a make-or-break game in the regular season finale vs. Oakland.

DERRICK VINCENT THOMAS (1967-2000)

On January 23, 2000 nine-time Pro Bowl LB Derrick Thomas was seriously injured in a one-vehicle accident just east of the Kansas City International Airport on I-435. Ten other individuals were killed in a separate, 24-vehicle accident that same day just north of KCI on I-29. Thomas was moved to Jackson Memorial Hospital in his hometown of Miami the following day. Although



confined to a wheelchair, Thomas had made substantial progress and was in good spirits when he was visited by Chiefs President Carl Peterson in Miami on February 7th. The next day, Thomas' condition took a shocking turn and at 10:10 AM (ET) on February 8th, he was pronounced dead after suffering cardiac arrest. February 11th was declared "Derrick Thomas Red Friday" in Kansas City and on February 14th nearly 23,000 mourners paid their final respects to their fallen hero at Arrowhead Stadium, where Thomas' body lay in state and a B-2 Stealth bomber from Whiteman Air Force Base flew over at 12:01 PM. On February 15th at Kemper Arena, over 6,000 individuals attended a public memorial service for Thomas. On February 19th, Derrick Vincent Thomas was buried in Miami following a memorial service at the Mt. Calvary Church. On March 4th, Peterson announced at the annual 101 Banquet that at the suggestion of Clark Hunt, the Chiefs Most Valuable Player Award would hence be known as the Derrick Thomas Award. Thomas was honored prior to the club's 2000 season opener vs. Indianapolis (9/3). A member of the Pro Football Hall of Fame's Class of 2009, Thomas also had his #58 officially retired by the Chiefs in 2009.

2000 — The Chiefs needed a win vs. Oakland at Arrowhead (1/2) in the regular season finale to seal the AFC West title, while a loss would mean postseason elimination. Kansas City leapt out to a 17-0 lead, but a blocked punt turned the momentum in the game which was eventually won by Oakland 41-38 in OT. That loss provided an ominous start to a year which turned tragic on January 23rd when nine-time Pro Bowl LB Derrick Thomas was seriously injured in an auto accident and died shortly after.

Despite an 0-2 start, Kansas City bounced back to win its next three contests. Despite trailing 22-14 midway through the fourth quarter, Cunningham's squad rallied for a 23-22 victory at Denver (9/24), giving the Chiefs a win in their final visit to Mile High Stadium. The Chiefs faced Seattle (10/2) in a Monday Night Football contest which was simulcast to 4,391 fans in Kauffman Stadium. The 82,893 fans assembled at Arrowhead and Kauffman Stadiums marked the largest on-site attendance figure in team history. The 24-17 win against the Seahawks marked Kansas City's third victory in a row.

The club's early-season success was also highlighted by a 54-34 win over the defending Super Bowl champion St. Louis (10/22), a contest which featured the most points

ever scored at Arrowhead. Combined with a 24-19 victory at Seattle (10/29) in a game played at Husky Stadium, the Chiefs record stood at 5-3 at the season's midway point.

However, a stretch of five road games over a six-week span took its toll on the club as the Chiefs dropped five straight contests to fall out of playoff contention, finishing the year at 7-9.

THE VERMEIL YEARS

2001 — After compiling a 16-16 record in two seasons, Cunningham was relieved of his duties on January 5th. Dick Vermeil, who guided St. Louis to a win in Super Bowl XXXIV following the '99 season, was named the ninth head coach in franchise history on January 12th. On April 20th, the club acquired QB Trent Green in a trade with St. Louis and also signed unrestricted free agent RB Priest Holmes.

The initial regular season victory of the Vermeil era came in convincing fashion at

SEPTEMBER 11TH

On September 11, 2001, Americans watched with horror as terrorist attacks shocked the nation. Commissioner Paul Tagliabue suspended play for the weekend of September 16th. The Chiefs game at Seattle scheduled for that date was postponed until January 6th. The NFL made a patriotic return in Kansas City when the Chiefs hosted the N.Y. Giants (9/23). Tagliabue delivered a pregame address to the Arrowhead crowd, which greeted the Giants with a rousing ovation. Via a fireman's boot collection that was matched by the Chiefs and the Hunt family, a total donation of \$451,413.88 was raised for relief efforts in New York City, an amount believed to be the largest single-day outpouring of spontaneous support by a group of fans and a pro sports team.



Washington (9/30) when the Chiefs defeated their former head coach Marty Schottenheimer and Washington by a 45-13 margin. Although the club finished its initial campaign under Vermeil at 6-10, the team began to take shape down the stretch, winning three of its final four games. Holmes provided a spark to the offense, becoming just the second player in franchise history to lead the NFL in rushing, amassing 1,555 yards to break Christian Okoye's previous single-season record of 1,480.

2002 — The club initiated a season-long series to commemorate the franchise's 40th Anniversary Season in Kansas City in 2002. On April 15th, the Chiefs Honor Grove of over 40 stately Giant Redwoods was established in the southeast corner of the Truman Sports Complex to epitomize the deep and lasting roots the organization has developed in Mid-America. Hunt's inspiration for the honor grove was a quote from Vikings QB Joe Kapp, who was knocked out of Super Bowl IV. "The Chiefs defensive line was very active and looked like a Redwood Forest," Kapp said after the game. On April 25th, members of the

Chiefs coaches, players, staff and cheerleaders visited numerous locations throughout the greater Kansas City community, thanking them for their support of the franchise.

In a season filled with wild comebacks and fantastic finishes, the Chiefs pulled out a remarkable 40-39 Opening Day win at Cleveland (9/8). Starting with that contest, virtually every game was a nail-biter with all but one of the club's eight losses being decided by seven points or less. But despite leading the NFL in scoring for the first time in team history with 467 points and setting a franchise record with 6,000 yards of total offense, the club finished 8-8 to miss the postseason in Vermeil's second season. The team remained in playoff contention until the season's final game thanks to its explosive offense that broke nine team records. The Chiefs also set NFL records by fumbling just seven times and losing just two of those loose balls. Holmes continued the torrid pace he began in 2001, earning NFL Offensive Player of the Year honors from the AP and surpassing his own team record with 1,615 rushing yards. The club's special teams were bolstered by WR Dante Hall, who produced three kick returns for TDs and became the first Chiefs return man to earn a Pro Bowl berth since J.T. Smith following the '80 season.

2003 — Hank Stram and RB Marcus Allen were enshrined in the Pro Football Hall of Fame on August 2nd. "Voice of the Chiefs" Mitch Holthus broadcast his 151st game as the club's play-by-play announcer at Houston (9/21), breaking Kevin Harlan's previous record (150). The Chiefs started the regular season with a 9-0 record for the first time in team history, becoming just the ninth team since the AFL-NFL merger to accomplish that feat. That hot start to the season was sparked by Hall, who tied an NFL single-season record by registering four kick return TDs over that span. Hall also became the first player in league annals to accomplish that feat in four consecutive games. The Chiefs overcame a 17-point fourth-quarter deficit for the first time in team history, pulling out an improbable 40-34 OT win at Green Bay (10/12). Kansas City's winning streak came to an end in a 24-19 loss at Cincinnati (11/16).

The Chiefs clinched their first AFC West title since '97 with a 45-17 win vs. Detroit (12/14) as QB Trent Green became the first player in team history to register a "perfect" 158.3 passer rating in a game. Kansas City concluded its 13-3 regular season with a 31-3 victory vs. Chicago (12/28), marking a perfect 8-0 record at home and the club's 13th consecutive regular season victory at Arrowhead Stadium. In that win, Holmes set a trio of TD records. He finished the season with 27 rushing scores, establishing NFL single-season records for both rushing TDs and total TDs. Holmes (61) also bypassed WR Otis Taylor (60) for the most career TDs scored by a player in Chiefs history. The Chiefs five-game improvement in the win column from the previous season tied as the best mark in franchise history. Kansas City became the first AFC team to lead the NFL in scoring in consecutive seasons since San Diego in '81-82 as the club produced a then franchise-best 484 points (now third all time). The team also led the NFL with a +19 turnover differential. Nine Chiefs players received Pro Bowl recognition, the fourth-highest total in team history, while the club's six offensive Pro Bowlers marked the most in club annals.

2004 — The Chiefs hosted an AFC Divisional Playoff Game vs. Indianapolis (1/11) in which neither team was forced to punt. Sensational performances by Holmes (176 rushing yards, two TDs) and Hall (208 kickoff return yards, 1 TD) weren't enough as the Colts recorded a 38-31 victory. Defensive Coordinator Greg Robinson resigned on January 13th. Vermeil

agreed to a two-year contract extension on January 16th. On January 20th, Vermeil hired Gunther Cunningham, who returned to Kansas City as the club's defensive coordinator. On January 30th, G Will Shields was named the Walter Payton NFL Man of the Year.

The Chiefs got into the victory column with a 27-24 win on Monday Night Football at Baltimore (10/4) after an 0-3 start quickly dampened the club's high expectations. Kansas City's offensive line emerged as one of the NFL's finest units, producing a trio of Pro Bowl performers in Shields, T Willie Roaf and G Brian Waters. Thanks to that offensive front, the Chiefs registered an NFL-record eight rushing TDs in a 56-10 win vs. Atlanta (10/24). The following week Kansas City continued its offensive onslaught with a convincing 45-35 victory vs. Indianapolis (10/31), snapping a seven-game losing streak to the Colts. After surpassing RB Christian Okoye as the all-time leading rusher in franchise history vs. Houston (9/26), Holmes' year came to an abrupt halt when he suffered a season-ending knee injury at Tampa Bay (11/7).

A four-game winning streak in December included a wild 49-38 Monday Night Football road triumph at Tennessee (12/13). That late-season surge was sparked by second-year RB Larry Johnson who accounted for 11 TDs and produced three straight 100-yard rushing efforts in the season's final six contests. Offensively, the Chiefs established a league record with 398 first downs. Kansas City also led the NFL in total offense for the first time in franchise history, averaging 418.4 yards per game. That offense was triggered by Green, who set single-season team marks for passing yards (4,591) and 300-yard games (8). The Chiefs were also the first team in NFL history to have three different RBs boast a 150-yard rushing game in the same season — Holmes, Johnson and Derrick Blaylock. Defensively, fourth-round draft choice DE Jared Allen provided a bright spot with 9.0 sacks, the second-highest total by a rookie in team history.

2005 — TE Tony Gonzalez earned his sixth consecutive Pro Bowl berth and finished the season with a flourish, setting a single-game franchise record with a 14-catch performance in the regular season finale at San Diego (1/2). Gonzalez led the league in receptions (102), the highest total ever amassed by a member of the Chiefs at the time. Despite Gonzalez's record-setting performance, a 24-17 loss to the Chargers brought a disappointing 7-9 campaign to a close.

A daunting early-season 2005 schedule featured a pair of prime time road contests in the season's first four weeks. Kansas City finished that stretch at 2-2 after claiming a 27-7 home win vs. the N.Y. Jets (9/11) and winning a 23-17 decision at Oakland (9/18). However, the club would suffer a 30-10 loss at Denver (10/26) and was handed a 37-31 loss vs. Philadelphia (10/2) as the Eagles erased an 18-point Chiefs lead.

Hurricane Wilma forced the Chiefs to play their first regular season Friday night game since '64 as a game originally slated for October 23rd was hastily rescheduled. Kansas City actually flew to Miami on the day of the game and defeated the Dolphins by a 30-20 margin. Two weeks later, trailing by three points with only five seconds left and the ball on the one-yard line, Head Coach Dick Vermeil eschewed a potential game-tying FG attempt and went for broke, putting the game in the hands of RB Larry Johnson vs. Oakland (11/6). Johnson burst into the end zone to give the Chiefs a memorable 27-23 win as Kansas City's record stood at 5-3 at the season's midway point.

The Raiders contest marked the initial start of the season for Johnson, who opened the final nine games of the year in place of RB Priest Holmes, who was lost for the year

following a head/neck injury at San Diego (10/30). Johnson topped the 100-yard barrier in the season's final nine contests and finished the season with 1,750 rushing yards, a franchise record at the time.

Shields continued his assault on the record book, as well. The club's contest at Buffalo (11/13) marked the 200th consecutive start of Shields' career, making him just the fourth player since the AFL-NFL merger to accomplish such a feat. In addition to pushing his string of consecutive starts to 207 games by season's end, he was also rewarded with his 11th consecutive Pro Bowl berth, extending another franchise record.

A three-game late-season winning streak boosted the club's postseason hopes, beginning with a 45-17 win at Houston (11/20). Johnson established a then franchise record of his own with 211 rushing yards against the Texans en route to earning his initial Pro Bowl berth. Kansas City then registered convincing home victories against a pair of playoff-bound teams with wins vs. New England (11/27) and vs. Denver (12/4), putting the club at 8-4 with four games remaining. However, a pair of road losses put the club's postseason hopes in peril. A 20-7 win in a Christmas Eve quagmire vs. San Diego (12/24) meant the club would need a win in its regular season finale and some help in order to qualify for the AFC playoff field.

A FAREWELL TO THE FOUNDER

2006 — After registering a convincing 37-3 win vs. Cincinnati in the club's first-ever regular season New Year's Day contest, the winds of change blew into Kansas City. Head Coach Dick Vermeil publicly announced his retirement following the win over the Bengals, ending season-long speculation about his future. Kansas City finished the season at 10-6, becoming just the fourth team since '90 to miss the postseason with a double-digit victory total.

Vermeil conducted a final farewell press conference on January 3rd. He concluded his five-year run as Kansas City's head coach with a 44-36 (.550) record, giving him the third-highest victory tally in team history at the time. Under his guidance, the Chiefs established 34 single-season team records and 14 single-game team records, leading the NFL in total offense by averaging 380.9 yards per game from 2001-05.

On January 9th, Herm Edwards was appointed the 10th head coach in franchise history. Edwards returned to Kansas City after serving as both a scout and an assistant coach with the Chiefs during the '90s. He rejoined the Chiefs organization after a five-year stint as head coach of the N.Y. Jets, leading that franchise to five postseason game appearances. He initially left the Chiefs to serve with former Kansas City assistant coach Tony Dungy in Tampa Bay, where that duo helped restore the Buccaneers franchise to NFL prominence.

On January 24th, the Chiefs and Royals both signed 25-year leases with Jackson County officials to keep both clubs at the Truman Sports Complex. On April 4th, Jackson County voters approved a 3/8 cent tax measure that was anticipated to raise \$425 million in improvements to the Sports Complex, including \$212.5 million for Arrowhead while the State of Missouri contributed \$37.5 million. Those renovation plans also included a new practice facility and office complex for the Chiefs, thanks to contributions from the Hunt family.

The Edwards era got off to an inauspicious start on Opening Day vs. Cincinnati (9/10). QB Trent Green suffered a severe head trauma in the third quarter when he scrambled and

went into a hook slide. Bengals DE Robert Geathers delivered a blow to the Chiefs signal caller, whose head violently bounced off the turf. Green lay motionless on the field for several minutes before he was taken to a local hospital. The Chiefs would lose the contest by a 23-10 count.

For the first time since 2000, a quarterback other than Green started a contest for Kansas City as backup QB Damon Huard served as field general the following week at Denver (9/17). Kansas City would drop a tough 9-6 OT decision to the Broncos as the club fell to 0-2.

After an early bye week, Kansas City got its initial victory of the Edwards era in convincing fashion with a 41-0 win at Arrowhead vs. San Francisco (10/1). Huard guided the club to a 23-20 comeback win the following week at Arizona (10/8), but a 45-7 drubbing at Pittsburgh (10/15) left the club's record at 2-3 entering a pivotal two-game homestand.

K Lawrence Tynes drilled a game-winning 53-yard FG to give Kansas City a 30-27 victory vs. San Diego (10/22). That triumph sparked a three-game winning streak to put the club's record at 5-3 at the season's halfway point.

Huard compiled a 5-3 record as a starter in Green's absence, throwing 10 TDs and just one INT over that eight-game span. After several weeks of practice and countless medical tests, Green finally made his return to the lineup in a 17-13 home win vs. Oakland (11/19) in what would be the final game witnessed in person by Founder Lamar Hunt, who was admitted to Presbyterian Hospital in Dallas on November 22nd.

Hunt had long lobbied the NFL for a third game on Thanksgiving and those persistent efforts were rewarded as the fifth-largest paid crowd in Arrowhead history (79,484) packed the stadium for a holiday spectacle. Kansas City won its second contest at Arrowhead in five days as the Chiefs defense turned in a masterful performance in a 19-10 primetime



REMEMBERING OUR FOUNDER

On December 19, 2006 over 2,500 individuals gathered at the Community of Christ Auditorium in Independence, Missouri to pay their final respects to Chiefs Founder Lamar Hunt. Pastor Paul Brooks presided over a two-hour service that was attended by the entire Chiefs team and administrative staff, as well as countless dignitaries and fans. Three of the Hunt children – Clark (above), Daniel and Sharron – shared remembrances of their father, while Lamar Hunt Jr. paid a special musical tribute to the patriarch of the Chiefs family. Other eulogists included Carl Peterson, Rev. Emanuel Cleaver, Len Dawson, Bobby Bell, Willie Lanier, Trent Green and head coach Herm Edwards. Four former Chiefs head coaches were also in attendance – Dick Vermeil, Gunther Cunningham, Marty Schottenheimer and Paul Wiggin. A moving video tribute celebrating Hunt's vibrant life was also shown during the ceremony.

win vs. Denver (11/23), a contest that also marked the initial live game telecast by the NFL Network.

Owning a 7-4 record, Kansas City appeared poised to make a serious run at the postseason, but a three-game losing streak that began with an unlikely 31-28 OT loss at Cleveland (12/3) put those hopes in serious jeopardy. The month of December proved particularly gloomy for the Chiefs as the health of the franchise's patriarch steadily declined.

After originally being diagnosed with prostate cancer in '98, Lamar Hunt quietly and bravely underwent many treatments and surgeries in the ensuing years without complaint. On December 13th, he peacefully passed away in Dallas, surrounded by his family. Memorial services celebrating the life of Hunt were conducted on the SMU campus in Dallas on December 16th and at the Community of Christ Auditorium in Independence, Mo., on December 19th.

A mourning team would return to the field the following Sunday and capture a 20-9 win at Oakland (12/23) to keep the Chiefs playoff hopes afloat entering the regular season finale vs. Jacksonville (12/31). The Chiefs prevailed by a 35-30 count against the Jaguars as RB Larry Johnson established an NFL record with 416 rushing attempts on the season and broke his own franchise single-season record with 1,789 rushing yards. After Cincinnati and Tennessee lost earlier in the day, the Chiefs officially got their ticket to the postseason punched when San Francisco won an unlikely 26-23 OT decision at Denver (12/31).

2007 — The Chiefs made their first postseason appearance on the road since '94 in an AFC Wild Card Game at Indianapolis (1/6). Despite enjoying the support of a throng of Kansas City fans who made the trek to the RCA Dome and a valiant first-half performance from the Chiefs defense, Kansas City lost a 23-8 decision.

An artist's rendering for the club's new office complex and practice facility was unveiled in March, while design work and plans for Arrowhead's rehabilitation continued. On June 2nd, the club announced that it was partnering with HBO Sports and NFL Films to produce *Hard Knocks: Training Camp with the Kansas City Chiefs* - a five-hour documentary series. On June 6th, QB Trent Green was traded to Miami. Green concluded his successful six-year run with the franchise owning a then team-record 87.3 passer rating.

The summer months were highlighted by a pair of ground breaking ceremonies at the Truman Sports Complex. A private, staff-only ground breaking session for the Chiefs new office and practice headquarters was conducted by Clark Hunt on July 25th. In addition, the Hunt family, Chiefs officials, Senator Kit Bond, Jackson County Executive Mike Sanders and other county legislators participated in a ground breaking ceremony for the "New Arrowhead" on August 22nd.

On the field, Kansas City overcame an 0-2 start to register a 4-3 record at the bye week, securing sole possession of first place in the AFC West standings. That early-season turnaround was highlighted by a 30-16 comeback win at San Diego (9/30). WR Dwayne Bowe set a Chiefs single-game rookie record with 164 receiving yards in that contest, including a 51-yard TD catch. Bowe would shatter the franchise's single-season rookie receiving records with 70 catches for 995 yards, figures that led all NFL rookies. Meanwhile, TE Tony Gonzalez became the NFL's all-time TD catch leader among tight ends at the time in a 27-20 win vs. Cincinnati (10/14).

However, Kansas City could not maintain any of that positive momentum after the bye week. The downward spiral began when RB Larry Johnson suffered a season-ending right foot injury in a 33-22 loss vs. Green Bay (11/4). That setback began a nine-game losing streak to conclude the regular season. Second-year QB Brodie Croyle supplanted QB Damon Huard in the second half the following week vs. Denver (11/11).

Croyle enjoyed a solid debut in his initial NFL start in the club's next contest at Indianapolis (11/18). That game would mark the final chapter in the illustrious career of RB Priest Holmes, who announced his retirement on November 21st. The all-time leading rusher in franchise history with 6,070 yards made a remarkable comeback after missing almost a season-and-a-half of action. He returned to play four games in 2007, including two starts, before eventually hanging up his cleats for good. DE Jared Allen was a defensive bright spot, leading the league with 15.5 sacks.

After suffering a thumb injury at Detroit (12/23), Croyle returned for the season finale at the N.Y. Jets (12/30) as Kansas City suffered a 13-10 OT setback. Gonzalez recorded his 820th career reception in the game, the most catches of any tight end in NFL history. Gonzalez earned his ninth straight Pro Bowl berth and finished the year with 1,172 receiving yards.

2008 — Head Coach Herm Edwards named Chan Gailey his offensive coordinator on January 16th. CB Emmitt Thomas was elected to the Pro Football Hall of Fame on February 2nd and was officially enshrined in Canton on August 3rd.

Kansas City and Minnesota orchestrated a major trade on April 23rd as the Chiefs sent Pro Bowl DE Jared Allen and a sixth-round pick to the Vikings. In exchange, Kansas City received a first-round selection, two third-round picks and a sixth-round selection. Upon the team's return from training camp in August, the club's football operations moved into the organization's new practice facility. The rest of the franchise's administrative staff completed the move from Arrowhead by season's end.

On the field, the Chiefs owned the dubious distinction of becoming just the fourth team since the AFL-NFL merger to start three different quarterbacks in the season's first three weeks in a non-strike season. TE Tony Gonzalez surpassed TE Shannon Sharpe (10,060) for the most receiving yards by a tight end in NFL history at Carolina (10/5).

After QBs Brodie Croyle and Damon Huard both suffered season-ending injuries vs. Tennessee (10/19), the club eventually turned to QB Tyler Thigpen for good for the season's final nine games. The Coastal Carolina product showed flashes of promise and set a then single-season franchise record for QBs with 386 rushing yards. Thigpen outplayed QB Brett Favre, but the Jets signal-caller rallied his club as the Chiefs dropped a 28-24 decision at the N.Y. Jets (10/26).

That Jets contest marked the first in a series of excruciating losses. Kansas City squandered a 21-point lead in a 30-27 OT loss vs. Tampa Bay (11/2) and lost a 20-19 decision at San Diego (11/9) as a botched PAT and a failed two-point try doomed the club.

Thigpen's lone victory of the season was a 20-13 win at Oakland (11/30), but the losses continued to mount, including a second one-point setback vs. San Diego (12/14) as the Chargers overcame an 18-point deficit, scoring the game's final 19 points.

On December 15th, President/General Manager and CEO Carl Peterson announced his resignation, effective at the end of the season. The Chiefs dropped a 38-31 decision vs. Miami (12/21). Based on wind chill of -12 at kickoff, it was the second-coldest contest in

Arrowhead history. A four-game losing streak to end the season closed out with a 16-6 loss at Cincinnati (12/28) as the Chiefs finished the year at 2-14.

A NEW ERA AT ARROWHEAD

2009 — Peterson officially concluded his 20-year tenure with the franchise on January 6th with a farewell press conference. Under Peterson's tenure, Kansas City amassed a 176-143-1 (.552) regular season record, made nine playoff appearances, won the AFC West four times and reached the AFC Championship Game in '93.

On January 13th, longtime New England Patriots executive Scott Pioli was named by Chairman of the Board Clark Hunt as the fifth General Manager in franchise history. During his tenure in New England, the Patriots won Super Bowls XXXVI, XXXVIII and XXXIX, claimed the Lamar Hunt Trophy four times as the AFC Champion and won six AFC East titles. During Pioli's time from 2000-08, the Patriots compiled an NFL-best 102-42 (.708) regular season record.

On January 23rd, Herm Edwards was relieved of his duties as head coach. He produced a 15-33 regular season record in three seasons guiding the franchise. The late LB Derrick Thomas was elected to the Pro Football Hall of Fame's Class of 2009 on January 31st. Thomas became the 10th member of the Chiefs to be enshrined in Canton. He joined LBs Bobby Bell (Class of '82) and Willie Lanier (Class of '86) as the third linebacker in that esteemed group.

Hunt and Pioli introduced former Arizona Cardinals offensive coordinator Todd Haley as the 11th head coach in franchise history on February 6th. He helped the Cardinals reach Super Bowl XLIII, marking the franchise's first NFL title game since '47. The son of longtime NFL personnel executive Dick Haley, the younger Haley oversaw an Arizona offense that registered a franchise-record 427 points in 2008. The first major move of the Chiefs new leadership team came on February 28th when the club acquired QB Matt Cassel and LB Mike Vrabel in a trade with New England.

The club unveiled its 50th anniversary logo on April 14th as the team began a year-long commemoration of the franchise's 50th season, as well as the 50th anniversary of the creation of the American Football League by Lamar Hunt. On April 23rd, the Chiefs traded 10-time Pro Bowl TE Tony Gonzalez to Atlanta. Gonzalez finished his Chiefs career with the most receptions (916), receiving yards (10,940) and TD catches (76) in franchise history.

On May 8th, Hunt named Denny Thum as the fourth President of the Chiefs. Thum owned the distinction of being one of just three employees in team history to serve the club during the tenure of every head coach in franchise history. On May 21st, Mark Donovan was hired as Executive Vice President/Chief Operating Officer after spending six seasons with the Philadelphia Eagles.

On June 18th, the Chiefs announced the return of training camp to the state of Missouri, beginning in 2010. The Chiefs and Missouri Western State University in St. Joseph, Mo., agreed to the university's plans for a training facility including a climate-controlled, 120-yard indoor field, as well as two 120-yard grass fields. The Chiefs officially ended their 19-year training camp tenure at the University of Wisconsin - River Falls, conducting their final practice at that facility on August 20th.

The Chiefs began the regular season on the road at Baltimore (9/13) with QB Brodie Croyle at the helm after QB Matt Cassel was injured vs. Seattle (8/29). Kansas City tied the

game at 24-24 with 5:21 left to play in Head Coach Todd Haley's regular season debut, but couldn't pull out the victory.

For the first time since the '62 AFL Championship Game, the club wore its Dallas Texans uniforms in a contest billed as "The Game That Never Was" vs. Dallas (10/11). Chiefs Founder Lamar Hunt had longed for a head-to-head duel between his AFL squad and the NFL's Cowboys during their three-year co-existence in Dallas, and that contest finally came to fruition. However, the Cowboys would prevail by a 26-20 margin in OT, sending the Chiefs record to 0-5.

Haley recorded his initial NFL win the following week, as Kansas City produced a 14-6 victory at Washington (10/18). It would be one of three road wins for the Chiefs on the season.

On October 23rd, a major section of I-435 near the Truman Sports Complex was designated as "Lamar Hunt Memorial Highway" by the Missouri General Assembly and the Missouri Department of Transportation. In October, the club also mourned the death of longtime assistant coach Darvin Wallis, whose 19-year tenure with the Chiefs ranked as the second-longest stint in franchise history, trailing only Tom Pratt (21 years).

The Chiefs improved in 25 different statistical categories during the season's final eight games, including total points, total offense, passing yards per game, rushing yards per game, third-down percentage and sacks allowed. Kansas City began that eight-game stretch with a 16-10 win at Oakland (11/15) as the Chiefs became the first NFL club to register seven straight road wins against the Raiders. The Chiefs followed that up with a thrilling 27-24 OT victory vs. Pittsburgh (11/22) as Haley exacted some retribution against a Steelers squad that defeated his Arizona Cardinals in Super Bowl XLIII.

RB Jamaal Charles helped spearhead the Chiefs second-half resurgence. Only Tennessee RB Chris Johnson (1,047) rushed for more yards over the final eight games of the year than Charles (968). Charles finished the season with 1,120 yards on 190 carries, becoming the first player in league annals to top the 1,100-yard plateau on less than 200 carries. He also was the youngest player to ever win the Derrick Thomas Award as the club's MVP.

2010 — The Chiefs saved their best performance of the season for the regular season finale at Denver (1/3). Charles racked up a franchise-record 259 rushing yards, while LB Derrick Johnson became just the third linebacker in NFL history to return two INTs for TDs in a single game. Kansas City registered a 44-24 win, marking the club's first-ever win at INVESCO Field and the most points scored by the Chiefs in Denver since '72.

Despite finishing the year with a 4-12 record, the Chiefs led the NFL in red zone scoring percentage (89.5%) and improved in 30 categories compared to 2008. Only three clubs made more dramatic jumps in the comprehensive special teams rankings compiled by the Dallas Morning News, as the Chiefs went from 29th to 12th.

Haley began reshaping his coaching staff almost immediately after the season. Charlie Weis was named offensive coordinator on January 8th, while Romeo Crennel was hired as defensive coordinator on January 14th. Haley also added a number of coaches with playing experience, including Hall of Fame CB Emmitt Thomas, who returned to the Chiefs as defensive backs coach on February 1st after registering a franchise-record 58 INTs from '66-78.

Commissioner Roger Goodell introduced four-time Pro Bowl G Brian Waters as the winner of the Walter Payton NFL Man of the Year Award prior to the kickoff of Super Bowl XLIV on February 6th. Waters became the fifth member of the Chiefs to win that prestigious accolade. Super Bowl IV MVP QB Len Dawson – winner of the '73 Man of the Year Award – was on hand to present the Lombardi Trophy to the victorious New Orleans Saints.

On February 12th, Ann Roach announced her retirement after 44 seasons with the club. The second-longest tenured employee in Chiefs history, Roach served as an assistant to the first 10 head coaches in franchise annals. Roach and longtime Chiefs broadcaster Bill Grigsby were both acknowledged at the 40th annual 101 Awards on March 6th. Grigsby announced his retirement after a distinguished 63-year career in broadcasting.

The National Football League announced on April 20th that Monday Night Football would return to Kansas City on September 13th as the Chiefs officially celebrate the grand opening of the New Arrowhead vs. San Diego.

Chairman Clark Hunt led dozens of media members on an exclusive tour of the New Arrowhead on July 23rd, giving a behind the scenes look at the stadium and all its amenities before the first event was open to the public.

In an event reminiscent of Lamar Hunt's founding of the MLS and the Kansas City Wizards, the Wizards hosted English Premier League powerhouse Manchester United in a friendly match on July 25th, marking the first event held inside the New Arrowhead.

Clark Hunt was joined by the entire Hunt family and NFL Commissioner Roger Goodell on July 30th for the unveiling of Founder's Plaza, an engaging outdoor area that serves as a tribute to Chiefs Founder Lamar Hunt and recognizes his contributions to the founding of the American Football League.

That afternoon, Chiefs Training Camp made its debut on the campus of Missouri Western State University in St. Joseph, marking the first time in 20 years that the Chiefs held their summer practices in the state of Missouri.

Upon returning to the Arrowhead Training Facility, Kansas City held a free night practice on August 25th that was open to the public at Arrowhead Stadium, giving 22,142 Chiefs fans the opportunity to see the newly renovated stadium and watch the team practice before the start of the regular season. In conjunction with the open practice, the Chiefs dedicated the Chiefs Hall of Honor, presented by Time Warner Cable on the Lower Concourse of the stadium.

On September 13th, Kansas City celebrated the grand opening of the New Arrowhead with a 21-14 rain-soaked victory over the AFC West rival San Diego Chargers on ESPN's Monday Night Football. The victory signaled the culmination of the three-year, \$375 million renovation project.

Hunt assumed the title of Chairman and CEO of the Kansas City Chiefs on Tuesday, September 14th.

The Chiefs started the season 3-0 for the first time since 2003 on their way to a 10-6 record and the club's first AFC West title since 2003 and first playoff appearance since following the 2006 season. Kansas City registered a 7-1 record at home, restoring the Arrowhead advantage. The Chiefs went 4-0 against the NFC West, the second straight time they've swept that division (2006). WR Dwayne Bowe tallied 15 TD receptions to pace the league in scoring catches. RB Jamaal Charles gained 1,467 yards on 230 carries, finishing second behind Houston RB Arian Foster for the NFL's individual rushing title. LB Tamba Hali led all AFC defenders and was second in the NFL with 14.5 sacks on the season.

2011 — On January 9th, Kansas City hosted its first NFL playoff game since 2003 when the Chiefs fell to the Baltimore Ravens in a 30-7 final. Six Chiefs players were selected to the 2011 Pro Bowl in Honolulu, Hawaii: S Eric Berry, WR Dwayne Bowe, QB Matt Cassel, RB Jamaal Charles, DE Tamba Hali and G Brian Waters, marking the most Pro Bowl performers for the Chiefs since KC sent six players to the NFL's version of the all-star game in 2006.

Chairman and CEO Clark Hunt named Mark Donovan president of the Kansas City Chiefs on January 20th.

Head Coach Todd Haley made two moves related to his coaching staff, naming Bill Muir offensive coordinator/offensive line coach on February 3rd and hiring Jim Zorn as quarterbacks coach on February 15th. Haley garnered two post-season coaching awards for leading the Chiefs to a 10-6 record in only his second year at the helm, earning the NFL Alumni Coach of the Year award and also the AFC Coach of the Year award from the Committee of 101.

The Chiefs were saddened at the loss of a pair of treasured Kansas City icons in 2011 as longtime trumpeter and TD Pack Band leader Tony DiPardo passed away in February at the age of 98. Only a few weeks later, longtime voice of the Chiefs Bill Grigsby passed away at the age of 89. Thousands of Kansas Citians helped celebrate the lives of these two Chiefs legends at open memorial services.

During the offseason, Arrowhead Stadium returned to prominence as a Midwest entertainment destination as country music star Kenny Chesney played the venue as a stop on his 'Goin' Coastal Tour' along with the Zac Brown Band, Billy Currington and Uncle Kracker. Taylor Swift's 'Speak Now Tour' also made a stop at Arrowhead.

For the second year in a row, the Chiefs held training camp at Missouri Western State University in St. Joseph, Mo. After returning to their Kansas City facility for the home portion of training camp, the Chiefs hosted a free practice for fans at Arrowhead Stadium as part of the team's Back to Football Bash.

After dropping three straight contests to open the season, Kansas City rebounded with four straight victories. That stretch of four straight wins included a 28-24 victory at Indianapolis (10/9) in which the Chiefs tied a then club record by overcoming a 17-point deficit and a 28-0 shutout at Oakland (10/23) in which Kansas City recorded six interceptions.

Kansas City appeared in three prime time contests in 2011, including two at Arrowhead Stadium. For the second year in a row, the Chiefs topped AFC West rival San Diego (10/31) at home on ESPN's Monday Night Football, this time, using a 30-yard K Ryan Succop field goal in overtime for the win.

QB Matt Cassel was placed on injured reserve with a hand injury suffered vs. Denver (11/13). Kansas City claimed QB Kyle Orton off waivers from Denver on Nov. 23. Kansas City was one of two teams to have three different starting quarterbacks open an eventual victory in 2011, with Houston being the other team to accomplish that feat.

With a 5-8 record after 13 games, Todd Haley became the second coach in team history to be relieved of his duties during the season. Defensive Coordinator Romeo Crennel assumed the head coaching duties. The Chiefs upset the previously undefeated Green Bay Packers by a 19-14 final at Arrowhead (12/18) in Crennel's first game at the helm.

In the final three contests with Crennel serving as both head coach and defensive coordinator, the Chiefs defense ranked third in the NFL in total yards per game allowed, second in net passing yards per game allowed and second in points per game allowed.

The final game of the 2011 season marked the 227th career game for C Casey Wiegmann and was his 200th career start. Dating back to a contest vs. the N.Y. Giants (9/23/01), Wiegmann had started 175 consecutive games at center and played 11,162 straight offensive snaps, marking the longest streak by any NFL offensive lineman. Dating back to a contest vs. Carolina (11/20/05), RB Thomas Jones had appeared in 102 consecutive games.

2012 — Crennel was named the 12th head coach in franchise history by Chairman and CEO Clark Hunt and General Manager Scott Pioli on Jan. 9, 2012.

Although the team finished with a 7-9 record, the Chiefs were one win shy of repeating as the AFC West Division champions and earning an automatic berth in the playoffs.

Crennel started making changes to his coaching staff in the weeks following the regular season. Tom McMahon was named special teams coach on Jan. 30 while Brian Daboll was named offensive coordinator on Feb. 6. On Feb. 14, Nick Sirianni was promoted to wide receivers coach, while Jack Bicknell was named offensive line coach, Jim Bob Cooter was hired as offensive quality control coach and Derius Swinton was named special teams quality control coach. Crennel rounded out his coaching staff by hiring Steven Smith as assistant offensive line coach on March 9.

Former Chiefs T Willie Roaf was elected to the Pro Football Hall of Fame as part of the class of 2012, announced Saturday, Feb. 4, the day before Super Bowl XLVI in Indianapolis.

On April 14, the Kansas City Chiefs announced that every Chiefs Season Ticket Account Holder would receive one personalized Chiefs Nike jersey as a thank you in celebration of the club's 50 years in Kansas City. On May 15, Chairman and CEO Clark Hunt further outlined multiple plans and initiatives to thank Chiefs fans and the Kansas City community for their support through the years in a special press conference at Union Station in downtown Kansas City.

On June 10, Kansas City welcomed back Kenny Chesney to Arrowhead Stadium as a stop in the 'Brothers of the Sun' tour along with Tim McGraw.

For the third consecutive year, the Chiefs returned to Missouri Western State University in St. Joseph, Mo. for training camp.

The Chiefs went 2-14 in 2012, picking up their first win in a 27-24 overtime battle at New Orleans (9/23) with the help of RB Jamaal Charles, who registered a 91-yard rushing touchdown, the longest rush from scrimmage in team history. On Dec. 2, Kansas City picked up its second victory of the season a day after tragedy struck the organization. The Chiefs rallied to beat the Carolina Panthers 27-21 on the shoulders of 127 rushing yards from Charles and two passing touchdowns from QB Brady Quinn.

Despite having struggled in 2012, the Chiefs had six players elected to the play in the annual Pro Bowl in Hawaii. S Eric Berry, RB Jamaal Charles and LBs Tamba Hali and Derek Johnson all earned their second trip, while P Dustin Colquitt and LB Justin Houston earned their first trip to the Pro Bowl.

On Dec. 31, Romeo Crennel was relieved of his head coaching duties.

REID, DORSEY TEAM UP IN KANSAS CITY

2013 — The Kansas City Chiefs and General Manager Scott Pioli parted ways on Jan. 4, 2013. On Jan. 7 Chiefs Chairman and CEO Clark Hunt introduced Andy Reid as the Chiefs 13th head coach, and one week later on Jan. 14, he named John Dorsey as the team's sixth general manager in franchise history. Soon after Reid arrived in Kansas City, he started assembling his coaching staff, which consisted of several coaches he brought in from his staff in Philadelphia, including former NFL quarterback Doug Pederson as offensive coordinator. Reid named Bob Sutton defensive coordinator and Dave Toub special teams coordinator, and he hired former NFL head coach Brad Childress as a spread game analyst/special projects coach.

Former Chiefs DT Curley Culp was elected to the Pro Football Hall of Fame as part of the class of 2013, announced Saturday, Feb. 2, the day before Super Bowl XLVII in New Orleans.


On March 13, the Chiefs announced a trade with the San Francisco 49ers to acquire QB Alex Smith. Kansas City used the first overall pick of the 2013 NFL Draft by selecting T Eric Fisher. Fisher played collegiately at Central Michigan.

During the 2013 offseason, the Chiefs unveiled the Chiefs Kingdom Pass, a personalized experience just for Season Ticket Holders to manage their relationship with the Kansas City Chiefs. There is a website, ChiefsKingdomPass.com, that lets Season Ticket Holders manage their accounts, view exclusive video from Emmy award winning 65 Toss Power Trap Productions and earn and redeem points for unique prizes.

On May 18, the Chiefs hosted the inaugural Chiefs 5K at Arrowhead Stadium featuring a one-of-a-kind finish on the 50yard line. Fans were able to feel the rush of excitement as they ran out of the Chiefs tunnel and onto the field for a dramatic finish in front of a cheering section.

SETTING A GUINNESS WORLD RECORD

On Sunday, Oct. 13, 2013, Chiefs fans inside Arrowhead Stadium set a new Guinness World Record for Loudest Crowd Roar at an Outdoor Sports Stadium. A grassroots initiative led by a group of fans and supported by the Chiefs organization, all Kansas City fans inside Arrowhead rallied around the team as the Chiefs topped AFC West foe Oakland 24-7. The group hit recording a peak decibel reading of 137.5 decibels during a fourth-quarter play that saw LB Derrick Johnson sack Oakland QB Terrelle Pryor with just under one minute left in the game. With Guinness Book of World Records adjudicator Philip Robertson monitoring the sound levels on a specially designed decibel meter, Chiefs fans inside Arrowhead broke the old Guinness World Record of 136.6 set by the fans of the Seattle Seahawks at CenturyLink Field on Sept. 15 in Seattle.



On June 15, Kansas City welcomed Kenny Chesney back to Arrowhead Stadium as a stop in the 'No Shoes Nation' tour along with Eric Church.

For the fourth consecutive year, the Chiefs returned to Missouri Western State University in St. Joseph, Mo. for training camp.

Following training camp in St. Joseph, Head Coach Andy Reid's team shot out of the gate at a blistering pace, winning nine consecutive games to start the 2013 campaign. The nine-game winning streak to open the season tied the club's longest win streak at that time and tied the Chiefs 2003 squad who also opened its campaign 9-0 as the most wins to start a season, at the time.

The Chiefs defense pitched a shutout in the season opener at Jacksonville (9/8) as the Chiefs won 28-2, setting the tone for what would be a dominant defensive performance throughout the first half of the season.

The team debuted in red-on-red uniforms in the home opener against Dallas (9/15) among other new gameday elements, including pyrotechnics for individual player introductions during pregame.

Reid returned to the city and stadium that he called home for the previous 14 years as the Chiefs traveled to Philadelphia (9/19) and earned a 26-16 victory in prime time on Thursday Night Football.

Kansas City hosted a three-game homestand in the month of October, starting with a game against AFC West foe, the Oakland Raiders. In that game, Chiefs fans established a Guinness World Record for the loudest crowd roar at an outdoor stadium, reaching 137.5 decibels and breaking the old record of 136.6 decibels set by Seattle Seahawks fans. Seahawks fans eventually broke the record again at CenturyLink Field on Dec. 2.

With a win at Buffalo (11/3), the Chiefs entered the bye week unbeaten at 9-0 just one year removed from the team's 2-14 record. The seven-game improvement by the bye marked the best single-season turnaround in franchise history.

After a three-game skid marked by a pair of losses to the eventual Super Bowl contending Denver Broncos and a loss to the San Diego Chargers who advanced to the AFC Divisional playoffs, the Chiefs rebounded with statement victories on the road at Washington and in Oakland as the offense turned up the heat in the second half of the season, posting 101 combined points in back-to-back weeks (45 at Washington, 56 at Oakland).

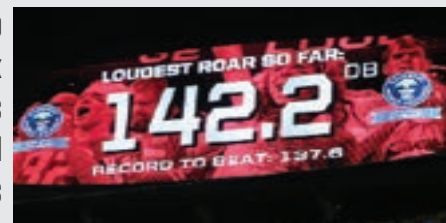
With a fifth seed guaranteed in the AFC playoffs and no chance for improving playoff seeding, Reid rested a number of starters and key players in the season finale at San Diego to give extra rest heading into the postseason. The team, led by QB Chase Daniel, took the San Diego Chargers to overtime in San Diego, but eventually fell short of a victory after a 36-yard K Nick Novak field goal marked the difference in the extra period.

2014 — The Chiefs finished the regular season with an 11-5 record, marking the best finish since the club went 13-3 in 2003. It was the first playoff appearance for the team since the 2010 season, and Andy Reid became just the second coach in franchise history to lead the Chiefs to the playoffs in his first season at the helm, joining Herm Edwards who accomplished the feat in 2006.

In the AFC Wild Card Game at Indianapolis (1/4), the Chiefs offense picked up where it left off in the second half of the season. With Charles lost to injury on the game's opening drive, Smith put the team on his shoulders, setting a number of franchise postseason

SETTING A GUINNESS WORLD RECORD AGAIN

On Monday, Sept. 29, 2014, Kansas City defeated the New England Patriots 41-14, and Chiefs fans set a Guinness World Record for Loudest Crowd Roar at a Sports Stadium (Outdoors). Chiefs fans reached a peak decibel reading of 142.2 as Guinness World Records adjudicator Phillip Robertson monitored the sound levels. The mark was set early in the contest while the club was on defense. The Arrowhead Stadium record passed the old record of 137.5 decibels and broke Seattle's record of 136.6.



records. He finished the game completing 30 of 46 passes for 378 yards with four touchdowns and a 119.7 passer rating. WR Dwayne Bowe hauled in eight passes for 150 yards and a touchdown in the game. In the end, 44 total points was not enough as the Indianapolis Colts overcame a 21-point first-half deficit to win the game 45-44 and advance to the AFC Divisional round at New England.

Following the 11-5 season, the Chiefs sent a total of 10 players to the Pro Bowl in Hawaii, more than any other team in 2013: T Branden Albert, S Eric Berry, RB Jamaal Charles, CB Brandon Flowers, LB Tamba Hali, LB Justin Houston, LB Derrick Johnson, PR Dexter McCCluster, DT Dontari Poe and QB Alex Smith.

Charles and Berry were named first-team All-Pro by the Associated Press following the season, while DT Dontari Poe, LB Tamba Hali and WR/PR Dexter McCCluster were named second-team All-Pro.

Under the direction of Special Teams Coordinator Dave Toub, the team set an NFL record for kickoff return average, posting 29.9 yards per return, leading the league by more than 3.0 yards per return and breaking the old NFL record of 29.4 yards per return set by the

BE BOLD, BE BRAVE, BE BERRY

Before the Chiefs game at Arizona on Sunday, Dec. 7, 2014, a number of Cardinals players and coaches wore the "Be Bold. Be Brave. Be Berry." T-shirt in support of Chiefs safety Eric Berry, who was put on the non-football illness list after being diagnosed with Non-Hodgkin's lymphoma. Cardinals head coach Bruce Arians (below) was one of the many who wore the shirt in support of the Chiefs Pro Bowl safety. In addition, Cardinals president Michael Bidwill made a \$10,000 donation



1972 Chicago Bears.

Following their first year leading the club, Reid was named the 2013 AFC Coach of the Year by the 101 Committee and Dorsey was named Executive of the Year by the Pro Football Writers of America.

In late July, the Chiefs returned to St. Joseph, Mo., for their fifth straight year of training camp at Missouri Western State University.

The club opened up the 2014 season 1-2 before hosting New England on Monday Night Football (9/29) to close out the month of September. The team featured its red-on-red uniforms for only the second time in team history. The Chiefs dominated the eventual Super Bowl Champions 41-14 in a game that featured a Guinness World Record for the loudest outdoor stadium, reaching 142.2 decibels and breaking the old record of 137.5 decibels set by Seattle Seahawks fans at CenturyLink Field in 2013. Three touchdowns in the contest from Charles garnered him AFC Offensive Player of the Week honors.

Kansas City went into the bye week with a 2-3 record before a victory at San Diego (10/19) in which Charles broke Priest Holmes' franchise career rushing record of 6,070 yards on a 16-yard touchdown run. The win over the Chargers also began a five-game winning streak, culminating with a 24-20 victory at Arrowhead Stadium over the defending Super Bowl Champion Seattle Seahawks to improve to 7-3.

Following the Chiefs Week 12 game at Oakland, Berry was diagnosed with Non-Hodgkin's Lymphoma and was placed on the NFL list for the remainder of the season in order to begin his treatments. To support Berry's fight, Chiefs teammates designed Be Bold, Be Brave, Be Berry T-shirts for public purchase, with all proceeds going to the Leukemia & Lymphoma Society. In addition, Chiefs players and other players around the league also supported Berry's battle by wearing the T-shirts during pre-game warm-ups.

Heading into the final game of the regular season against San Diego (12/28), the club still had postseason aspirations. Chiefs starting QB Alex Smith was ruled out prior to the game with a spleen injury, which allowed QB Chase Daniel to start his first game with the club since the season finale in San Diego in 2013. Daniel completed 16-of-27 passes for 157 yards and led the Chiefs to a 19-7 victory to end the regular season. However, a Baltimore victory over Cleveland eliminated the Chiefs from playing in the postseason for the second consecutive season.

Off the field, the Chiefs made headlines when the NFL announced (11/6) that the club was selected to host a regular-season game overseas for the first time in franchise history. The Chiefs would take on the Detroit Lions in London on Nov. 1, 2015. The Week 8 contest was part of the NFL's International Series played at Wembley Stadium, one of three NFL games taking place in the United Kingdom in 2015.

Arrowhead Stadium played host to three college football games in 2014. Langston University took on Lincoln University on Sept. 6, while the NAIA Gridiron Challenge doubleheader (10/11) featured MNU (Kan.) vs. Missouri Valley and Baker University vs. Benedictine.

In the second year of the Reid-Dorsey era, the Chiefs finished with a 9-7 record, their second straight winning season. With 11 wins in 2013 and nine wins in 2014, Reid's 20 total wins gave him the most wins by a coach in his first two seasons in team history, passing Marty Schottenheimer's 19-win total in 1989 and 1990. Reid's .625 (20-12) winning percentage also marks the best by a head coach in team history through his first two seasons.

After the season, a total of four Chiefs were voted and participated in the annual Pro Bowl: RB Jamaal Charles, LB Tamba Hali, LB Justin Houston and DT Dontari Poe. All four players made return trips to the NFL's All-Star game after participating in 2013.

LB Justin Houston had one of the best single season performances in team history in 2014. Houston recorded 22.0 sacks, which led the league and also fell one sack short of passing Michael Strahan (22.5 sacks) for the most sacks in a single season in NFL history.

The total also surpassed former Chiefs great Derrick Thomas' 20 sacks in 1990, a record that stood for more than 20 years. Houston was named to the 2014 AP All-Pro first team after the season.

The Chiefs went 4-0 against the AFC East in 2014, the third time in the last five years that the Chiefs had swept a division in one season (2010 - NFC West, 2013 - NFC East).

2015 — On Jan. 15, the Board of Governors at Missouri Western State University announced they had approved a contract amendment that will keep the summer training camp of the Kansas City Chiefs at the school in St. Joseph for three more years, through 2017.

It was announced on Jan. 31 that former Chiefs G Will Shields would be inducted into the Pro Football Hall of Fame. Shields became the 11th longtime member of the Kansas City Chiefs to be enshrined.

On the final day of February, the Committee of 101 hosted the 45th 101 Awards at the Westin Crown Center Hotel in Kansas City. It was announced that former cornerback Gary Green would be the 2015 inductee into the Chiefs Hall of Fame. Green, who earned All-Pro honors three consecutive years with the club (1981-83), was the 45th player to earn the coveted honor. The Committee also recognized Justin Houston as the winner of the Derrick Thomas Award, given to the team's most valuable player, and De'Anthony Thomas as the winner of the Mack Lee Hill Award, granted to the team's top rookie or first-year performer.

The Chiefs began free agency on Mar. 11 when they signed WR Jeremy Maclin. The former Eagles wide receiver spent the first four years of his career with Chiefs Head Coach Andy Reid in Philadelphia. The Chiefs also signed veteran free agents G Paul Fanaika and S Tyvon Branch and acquired G Ben Grubbs in a trade with New Orleans.

Arrowhead Stadium hosted its first non-Chiefs event in 2015 by holding an international friendly soccer match between Mexico and Paraguay on Mar. 31. Arrowhead Events LLC also hosted three concerts in the summer of 2015: The Rolling Stones – June 27; One Direction – July 28; Kenny Chesney – Aug. 1. The American Royal's World Series of Barbecue also moved to Arrowhead Stadium from Oct. 1-4, making it the biggest barbecue in Kansas City history. On Nov. 14, Arrowhead served as the site for the Missouri-BYU college football game. It was the first Division I college football game at Arrowhead since Missouri defeated Kansas in the Border Showdown in 2011.

The 2015 Chiefs got off to a hot start, winning all four of its preseason games for the first time since the four-game preseason schedule was installed in 1978. It was also first time the club went undefeated in the preseason since 1969, when the team went 6-0 en route to winning Super Bowl IV.

After opening the season with a 27-20 victory in Houston (9/13), which saw rookie CB Marcus Peters record an interception on the very first pass and very first play he saw in his NFL career, the Chiefs and the NFL community received an enormous boost on Thursday Night Football when Berry made his Arrowhead Stadium return vs. Denver (9/17) for the first time since being diagnosed with Hodgkin's Lymphoma during the previous season. Additionally, Peters returned Denver QB Peyton Manning interception 55 yards for a touchdown, marking his second interception in as many weeks in his rookie season. However, the contest against the Broncos was the first in a five-game losing streak for the Chiefs - with four of Kansas City's opponents advancing to the postseason.

Kansas City turned its season around against Pittsburgh (10/25) at Arrowhead, with the help of RB Charcandrick West, who was filling in for Jamaal Charles, who was lost for

the season with a torn ACL, who rushed for 110 yards and a touchdown on the afternoon. The victory against the Steelers would turn out to be the beginning of a franchise-record 10-game single season winning streak for the Chiefs.

The Chiefs victory over the Steelers was followed up by a trip across the pond to face the Lions (11/1) at London's Wembley Stadium. Kansas City's 45-10 victory tied an International Series record for most points scored by one team. Following the bye week, Kansas City traveled to Denver (11/15) to face the Broncos, where they would secure the team's first victory in Denver since the final week of the 2011-12 season. Peters continued his stellar rookie campaign, picking off Manning's first attempt of the game. The lone bright spot for the Broncos came in the first quarter when Manning broke the NFL's record for career passing yards. Following the stoppage of play, Chiefs defenders intercepted Manning and backup quarterback Brock Osweiler four more times in the game, including an interception by Berry, adding another great note to his already storybook return from Hodgkin's Lymphoma.

Kansas City's defeat of Denver was the third of 10-consecutive wins that would turn the season around after a rocky start. The 10-straight victories also set a franchise record for most victories to end a season, surpassing the previous mark of six, set in 1997. The streak helped the Chiefs finish 11-5 and earn a spot in the playoffs for the second time under Reid.

The Chiefs regular season saw players set numerous team and NFL records. Smith threw 312 consecutive pass attempts without an interception, the second-longest streak in NFL history at the time. In a Week 3 matchup at Green Bay, Johnson broke Gary Spani's team record for most career tackles. Newcomer Jeremy Maclin set the then Chiefs single-season record for most receptions by a wide receiver with 87 and rookie Peters set numerous records, including most interceptions by a rookie in a season (eight) and most passes defended (26). His two interception returns for touchdowns tied a Chiefs rookie record and his 280 INT return yards were the most in franchise history and the ninth-most in NFL history. Additionally, Peters became the 14th rookie in club history to start all 16 games.

2016 — The Chiefs returned to Houston where they faced the Texans (1/9) in the first round of the AFC playoffs. The game got off to a blistering start when RB Knile Davis ran the opening kickoff back 106 yards for a touchdown. The 106-yard return was the longest in AFC Wild Card postseason history and the second-longest in NFL postseason history. Kansas City's defense forced five Houston turnovers in the game, en route to a 30-0 victory. Not only was it the first postseason victory by the Chiefs since 1994, it was the first shutout in the franchise's postseason history.

Kansas City then traveled to New England (1/16), where it fell to the Patriots 27-20, ending the most successful season in the Reid-Dorsey era in Kansas City.

Following the season, the Chiefs had six players - S Eric Berry, LB Tamba Hali, LB Justin Houston, LB Derrick Johnson, TE Travis Kelce and CB Marcus Peters - in addition to the entire coaching staff, participate in the Pro Bowl. The team also saw two of its defenders take home postseason honors, with Marcus Peters taking home the AP's Defensive Rookie of the Year Award, as well as Eric Berry's courageous season and story being acknowledged with the NFL's Comeback Player of the Year award.

On March 5th, the Committee of 101 hosted the 46th 101 Awards at the Westin Crown Center Hotel in Kansas City. It was announced that former fullback Tony Richardson would

be the 2016 inductee into the Chiefs Hall of Fame. Richardson, spent 11 years on Kansas City's roster and rushed for 1,576 yards and recorded 1,298 receiving yards and tallied 24 total touchdowns during his tenure. The Committee also recognized S Eric Berry and QB Alex Smith as the first co-winners of the Derrick Thomas Award, given to the team's most valuable player, and CB Marcus Peters as the winner of the Mack Lee Hill Award, granted to the team's top rookie or first-year performer.

In the offseason the Chiefs continued to improve the team by resigning their own players, including TE Travis Kelce, T Eric Fisher, RB Spencer Ware and RB Charcandrick West. The Chiefs also signed veteran T Mitchell Schwartz to anchor the right side of the offensive line.

Arrowhead Events LLC also hosted two concerts in the summer of 2016: Guns and Roses – July 29; Kenny Chesney – July 16.

After a 2-2 preseason record, the Chiefs opened their season at home with an overtime victory vs. the San Diego Chargers (9/11). After trailing 21-3 at halftime, the Chiefs stormed back scoring 17 points in the fourth quarter capped by a five yard touchdown run by RB Spencer Ware with 1:11 left on the clock to tie the game at 27. The Chiefs forced overtime, took the ball and on a 3rd-and-2, Smith ran the ball two yards up the middle to win the game 33-27. In Week Two the Chiefs fell to Houston (9/18), but rebound in a big way Week Three vs. the Jets (9/25). The Chiefs intercepted six passes from QB Ryan Fitzpatrick en route to a 24-3 victory as Peters (2), Berry, Johnson, S Daniel Sorensen and CB D.J. White tallied picks. After losing to Pittsburgh in week four (9/10), Kansas City went into the bye week 2-2 before winning their next 10 of 12 games. Along the way, the Chiefs beat the defending NFC Champion Carolina Panthers (11/13) on a game-winning field goal by K Cairo Santos. Santos' heroics were set up by a forced fumble by Peters after stripping WR Kelvin Benjamin with 29 seconds remaining. In Week 12, the Chiefs beat the defending Super Bowl Champion Denver Broncos (11/27). K Cairo Santos again connected on an overtime game-winning field goal off the crossbar with five seconds left to win in dramatic fashion.

2017 — The Chiefs began the year and closed the season with a chance to capture their first AFC West division title since 2010 with a win against the San Diego Chargers (1/1). In the third quarter, WR Tyreek Hill put the game out of reach by returning a P Drew Kaser punt 95 yards for a touchdown. With the Week 17 win, the Chiefs finished with a 12-4 record, going 6-0 vs. divisional opponents and earned a first round bye in the playoffs.

For the second straight year, earning the Chiefs competed in the AFC Divisional round of the playoffs, this time, hosting the Pittsburgh Steelers at Arrowhead Stadium (1/15). The Chiefs and Steelers battled, trading points throughout the game, but ultimately the Chiefs fell, 18-16.

Following the season, the Chiefs had seven players - P Dustin Colquitt, S Eric Berry, TE Travis Kelce, WR Tyreek Hill, LB DJ Alexander, QB Alex Smith and CB Marcus Peters - in addition to the entire coaching staff, selected to participate in the Pro Bowl.

On February 26th, the Committee of 101 hosted the 47th 101 Awards at the Westin Crown Center Hotel in Kansas City. It was announced that former wide receiver Carlos Carson would be the 2017 inductee into the Chiefs Hall of Fame. Carson spent 10 years on Kansas City's roster recording 6,360 receiving yards, 352 career receptions and 33 total touchdowns during his tenure. The Chiefs also recognized S Eric Berry as the winner of the

Derrick Thomas Award, given to the team's most valuable player, and WR Tyreek Hill as the winner of the Mack Lee Hill Award, granted to the team's top rookie or first-year performer.

In the offseason, the Chiefs continued to improve the team by resigning their own veteran players such as Berry, S Daniel Sorensen and G Laurent Duvernay-Tardif, while adding free agents RB CJ Spiller and DL Bennie Logan.

On June 22, 2017, the Chiefs agreed to part ways with General Manager John Dorsey. On July 10, 2017, the Chiefs hired General Manager Brett Veach, becoming the seventh General Manager in franchise history.

At the end of July, the Chiefs attended training camp at Missouri Western State University in St. Joseph for the eighth year in a row.

U2 was hosted by Arrowhead Events LLC, performing at Arrowhead Stadium on September 12.

After going .500 in the preseason, the club opened its season against the defending Super Bowl champions, New England Patriots, in the opening game of the NFL season (9/7). Rookie RB Kareem Hunt scored three touchdowns (two receiving, one rushing) as the Chiefs defeated the Patriots 42-27. This sparked a 5-0 start to the season behind the leagues No. 1 offense in points scored.

Kansas City entered its bye week in Week 9 at 6-3. After close losses to the Giants (11/9), Bills (11/26) and Jets (12/3), the club hosted Oakland in a crucial divisional match up (12/10). The Chiefs scored 26 unanswered points with rushing touchdowns from running backs Kareem Hunt and Charcandrick West and four field goals from K Harrison Butker. Kansas City defeated Oakland 26-15 and carried that momentum with a 30-13 victory over the Chargers the following week. Going into Week 16 against Miami, the Chiefs needed one win to clinch the AFC West. QB Alex Smith threw for over 300 yards for the fifth time and the defense forced two fumbles on the way to a 29-13 victory and a second-straight AFC West title. In the final game of the regular season, Kansas City rested several players, which allowed players like rookie QB Patrick Mahomes to see the field. The rookies shined against Denver, as Mahomes threw for 284 yards, Hunt clinched the league rushing title and Butker hit the game-winning field goal as time expired.

Several Chiefs players stood out during the season, including QB Alex Smith who led the league in passer rating with 104.7, rookie RB Kareem Hunt led the league in rushing with 1,327 yards and rookie K Harrison Butker led the team in scoring with 142 points.

2018 — Kansas City hosted the Tennessee Titans in the Wild Card round of the playoffs (1/7). After a hard-fought game, the Chiefs lost in a close contest, 22-21.

At the end of the season, three Chiefs players were selected to the Pro Bowl: QB Alex Smith, RB Kareem Hunt and WR/KR Tyreek Hill.

On February 24th, the Committee of 101 hosted the 48th 101 Awards at the Westin Crown Center Hotel in Kansas City. It was announced that former TE Tony Gonzalez would be the 2018 inductee into the Chiefs Hall of Fame. Gonzalez spent 12 years on Kansas City's roster recording 10,940 receiving yards, 916 career receptions and 76 total touchdowns during his tenure. The Chiefs also recognized QB Alex Smith as the winner of the Derrick Thomas Award, given to the team's most valuable player, and RB Kareem Hunt as the winner of the Mack Lee Hill Award, granted to the team's top rookie or first-year performer.

The club started its offseason fast, signing WR Sammy Watkins and LB Anthony Hitchens on the first day of free agency. QB Alex Smith was traded to Washington for CB

Kendall Fuller and a 2018 third-round draft pick. CB Marcus Peters and a 2018 sixth-round pick were also moved to the Los Angeles Rams for 2018 fourth-round and 2019 second-round draft picks.

The Chiefs began the year with victories in each of their first five matchups on the season slate, starting with a 38-28 victory in Los Angeles over the AFC West Division-rival Chargers (9/9). The win marked the ninth-consecutive victory over the Chargers, as Hill ignited the scoring output with his fourth career punt return TD after the defense forced a Chargers three-and-out to start the contest. Hill continued his contributions on the offensive end, accounting for two of Mahomes' four passing TDs on the day.

Taking the show on the road in Week 2, Kansas City traveled to Pittsburgh to battle the Steelers in the team's first road contest of the season (9/16). Capitalizing off of his Week 1 offensive output, Mahomes threw for a franchise-tying record six TDs in a 42-37 win in the Steel City. Mahomes connected with five different pass-catchers to accumulate the half-dozen passing scores, calculating a career-high 154.8 passer rating on 23 completions for 326 yards and zero INTs. With 10 passing scores within the team's first two games of the season, Mahomes broke and re-set the club record to commence his sophomore season.

Over the subsequent three weeks, Kansas City advanced to a 5-0 record through the first five weeks of the 2018 season, including a three passing TD performance by Mahomes in Week 3 vs. San Francisco and the Chiefs defense accumulating a four INT outing in a Week 5 win against the Jaguars (10/7) at Arrowhead Stadium.

The Chiefs traveled to Foxborough, Mass. in Week 6 to take on the New England Patriots (10/14). On Sunday Night Football, Kansas City suffered its first loss of the 2018 by a 43-40 final. The offense's 40-point outburst helped break the franchise record for total points scored (215) through the first six games of a single season. Mahomes threw for four TDs in the contest and logged his fifth consecutive 300-plus passing yard output, the latter of which set another franchise record at the time.

The Chiefs rebounded by ripping off four wins in a row from Weeks 7-10, accumulating a win at home over the AFC West Division-rival Denver Broncos and two 35-plus point offensive performances against a pair of AFC North foes in Cincinnati and Cleveland.

The Week 7 win over the Bengals on Sunday Night Football marked Head Coach Andy Reid's 200th career victory, becoming only one of two active coaches in the NFL (Bill Belichick) to have hit the 200-win threshold.

Mahomes' two passing TDs in the Week 10 victory over Arizona (11/11) set the franchise record for passing TDs in a single season, as the quarterback's first full season at the helm broke Pro Football HOF QB Len Dawson's record of 30 passing TDs set in 1964.

The Week 11 matchup pitted the 9-1 Kansas City Chiefs against the 9-1 Los Angeles Rams (11/19). The setting for the Monday Night Football contest was moved to the Los Angeles Memorial Coliseum from Estadio Azteca in Mexico City, Mexico. The two offensive juggernauts combined to score 105 total points, a Monday Night Football record, with the Rams taking the de facto home victory, 54-51. QB Patrick Mahomes tied his own career and franchise-tying record by tossing for six scores, adding a career-high 478 passing yards for a 117.6 passer rating.

Kansas City returned to the field in Week 13 following a Week 12 bye week and avenged the Week 11 loss to the Rams by posting 40 points on the scoreboard and defeating the division-rival Oakland Raiders (12/2). The Chiefs offense rode on the shoulders of

Mahomes' four passing TDs and 295 passing yards, which helped Mahomes become the fastest QB (13 games) in NFL history to eclipse 4,000 passing yards.

Returning to Arrowhead Stadium in Week 14 (12/9) to take on the eventual AFC North Division champion Baltimore Ravens, the Chiefs used a K Harrison Butker 35-yard game-winning FG to gain an overtime win over the visitor to secure the ninth home victory in a row for the Chiefs and Reid, dating back to 2017.

The following week, a quick turnaround at Arrowhead Stadium for a Thursday Night Football showdown ensued for the hosting of AFC West foe, the Los Angeles Chargers (12/13). Though Kansas City put 28 total points on the scoreboard and set the then franchise record for most points scored in a single season (499), Los Angeles rallied from seven points down on the final drive of the fourth quarter to score a TD with 13 seconds remaining in regulation. With a share of the lead in the AFC West on the line, the Chargers attempted and successfully converted a two-point conversion to claim victory over the Chiefs for the first time since 2013.

Week 16 subsequently presented the final road game of the 2018 regular season slate for Kansas City, traveling to Seattle to battle the Seahawks on Sunday Night Football (12/23). Down seven points entering the final quarter of play, the Chiefs and Mahomes accounted for 14 fourth-quarter points behind a TD pass to WR Demarcus Robinson, a successful two-point conversion rush for Mahomes and a pair of FGs by K Harrison Butker. But, being matched by Seattle's 14 fourth-quarter points, the Seahawks topped the Chiefs, 38-31, to grant Kansas City their fourth loss of the season. On the defensive side for Kansas City, DT Chris Jones logged 1.5 sacks to set the NFL record for most consecutive games with at least one sack (11 games).

In the regular season finale at home against the Oakland Raiders (12/30), the Chiefs put together a combined effort to defeat the divisional foe, 35-3, en route to winning the AFC West Division for the third consecutive season. With the win, the Chiefs also secured the top-seed in the AFC earning a first-round playoff bye and home field advantage throughout the postseason.

With the outing in Week 17, Mahomes totaled 50 passing TDs and 5,000-plus passing yards for the first time in franchise history. The achievement was also accomplished for just the second time in NFL history (Peyton Manning, 2013). The offense totaled 565 points over the length of the regular season, ranking third in NFL history in total scoring output.

Tied along with Mahomes' passing spree, several Chiefs benefitted on the receiving end. Kelce set the then franchise record with 103 receptions, accumulating a career-high 1,336 receiving yards, as Hill set the current franchise record with 1,479 receiving yards. The trio of Mahomes, Hill and Kelce all earned first-team All-Pro honors following the regular season.

2019 — In the AFC Divisional round of the NFL Playoffs, the Indianapolis Colts rode into a snowy Arrowhead Stadium for a Saturday afternoon contest (1/12). Behind an impressive showing by the Chiefs' rushing offense, Kansas City put in four scores on the ground and added a Butker FG, while the defense held the visiting Colts to 13 total points, to claim the first home playoff victory at Arrowhead Stadium since 1994 and advance to the AFC Championship game for the first time in 25 years.

The Kansas City Chiefs and Arrowhead Stadium hosted the New England Patriots the following week (1/20) for the first AFC Championship at Arrowhead Stadium in franchise

history. Following a 14-0 halftime deficit, the Chiefs rallied to score 31 second-half points behind a three-TD performance by RB Damien Williams. QB Patrick Mahomes threw for three TDs in the second half to help the scoring output, as the 31-31 draw took the contest into overtime. The Patriots won the coin toss, orchestrated an offensive drive and scored a rushing TD on the opening possession to defeat the Chiefs and advance to Super Bowl LIII.

Following the loss in the AFC Championship Game, six Chiefs players participated in the 2019 Pro Bowl the following week. Mahomes was named 2019 Pro Bowl MVP following the AFC's victory over the NFC. One week later at NFL Honors, Mahomes was presented with the AP NFL MVP Award and it was announced that Chiefs Hall of Famers S Johnny Robinson and TE Tony Gonzalez would be inducted into the 2019 Class of the Pro Football Hall of Fame in August. Prior to the 2019 NFL Draft, it was announced that Mahomes would appear on the cover of EA Sports' Madden NFL 20, and in July, Mahomes was awarded the ESPY for Best NFL Player.

As an organization, the Kansas City Chiefs bolstered their roster with a pair of significant acquisitions on the defensive side of the football. Former first-team All-Pro S Tyrann Mathieu signed with the club in the early phases of unrestricted free agency, and former Seattle Seahawks DE Frank Clark was acquired by the Chiefs via a trade that sent Kansas City's first-round draft pick to the Seahawks prior to the annual NFL Draft.

The Chiefs marked a decade of training camp at Missouri Western State University with record crowds flocking to see the team train in St. Joseph.

The 2019 campaign marked the franchise's 60th season, and the 57th in Kansas City. The 60th theme was celebrated throughout the offseason, training camp and throughout the season as the club honored its rich tradition and history. The season began with four consecutive wins, including three victories coming on the road.

Week 2 marked the franchise's last scheduled game against the Raiders (9/15) in the Oakland Coliseum as the AFC rival prepared for its move to Las Vegas in 2020. It also marked the NFL's last game to feature a dirt infield as part of the playing surface for a football game.

The Week 3 home opener against the Baltimore Ravens (9/22) featured gold end zones and throwback field markings for the club's 60th season, an homage to the club's original Kansas City home, Municipal Stadium.

The club won a tightly-contested game in Detroit (9/29) before dropping two-consecutive home games to AFC South teams, the Indianapolis Colts (10/6) and the Houston Texans (10/13).

Kansas City went to Denver for a Thursday Night Football matchup with the Denver Broncos (10/17) and saw Mahomes go down with a dislocated kneecap that kept him out for the remainder of the game. QB Matt Moore saw his first meaningful snaps with the club, helping lead the team to a 30-6 win over the Broncos. The win marked Head Coach Andy Reid's 200th career regular season win, making him just the eighth coach in NFL history to accumulate at least 200 career victories.

Moore got his first of two starts in a Chiefs uniform in Week 8 (10/27) against the Green Bay Packers on Sunday Night Football as Mahomes was sidelined with the knee injury. Despite being tied 24-24 in the fourth quarter, the Chiefs could not hold off the eventual NFC runner-up Packers, falling 31-24.

Moore again started in place of the recovering Mahomes in Week 9 (11/3) as the Chiefs hosted the Minnesota Vikings. Williams scored a 91-yard rushing touchdown, tying Jamaal Charles for the franchise record longest-run from scrimmage. Butker converted four field

goals on the day, including what tied a then career-long 54-yard field goal with less than three minutes left on the clock to tie the game at 23-23. After a quick defensive stop, Moore led the Chiefs down the field, with Butker converting a 44-yard game-winning field goal as time expired to secure the 26-23 victory. During the game, the team's helmets featured gray facemasks as a nod to the design of the helmet during the club's Super Bowl IV win against Minnesota following the 1969 season.

Mahomes returned to the field in Week 10 at the Tennessee Titans (11/10), but despite throwing for three touchdowns and the then second-highest yardage output of his career, the Chiefs surrendered a nine-point fourth-quarter lead and had a potential game-tying 52-yard field goal blocked to fall to the Titans 35-32, pushing the team's record to 6-4.

After seeing its scheduled Mexico City game vs. the Rams in 2018 get moved to Los Angeles (11/18), the Chiefs headed to Estadio Azteca in Mexico's capital city for a Week 11 divisional matchup against the Los Angeles Chargers on Monday Night Football. Behind a four-interception performance from the Chiefs defense, the club returned to the United States with a 7-4 record heading into the bye weekend.

Following the bye, the club secured a 40-9 win in the final contest against the Oakland Raiders in Week 13 (12/1), committing zero penalties in a game for just the third time in franchise history.

After falling to the New England Patriots in both the regular season and in the AFC Championship Game in 2018, the 2019 Chiefs traveled to Foxborough for a Week 14 (12/8) revenge game against the Patriots. The game had historical significance for the two head coaches as Head Coach Andy Reid (203) and Patriots Head Coach Bill Belichick (271) had at that point combined for 474 career regular season victories, marking the second-most combined regular season wins between two head coaches in NFL history. Their 474 combined wins trailed only Don Shula (251) and Tom Landry (245) who combined for 496 regular season wins when the Dolphins and Cowboys met on November 22, 1987. Behind three Butker field goals, a trio of sacks against QB Tom Brady and Kelce's first-career touchdown run, the Chiefs escaped with a 23-16 win, snapping a 21-game Patriots winning streak at Gillette Stadium that stretched over the regular season and the postseason.

The Chiefs returned to a snowy Arrowhead for a 23-3 victory over the Denver Broncos in Week 15 (12/15), moving the Chiefs to 10-4 on the season. It marked the fifth-consecutive season under Reid that the club accumulated double-digit wins, passing the previous club record of four-straight 10-win seasons from 1990-93 under Chiefs Hall of Fame Head Coach Marty Schottenheimer. In the win, TE Travis Kelce became the first tight end in NFL history to record 1,000+ receiving yards in four consecutive seasons. He also joined PFOF TE Tony Gonzalez, TE Jason Witten and TE Rob Gronkowski for the most career 1,000-yard seasons by a tight end in league annals.

The Chiefs claimed veteran DE Terrell Suggs off waivers from the Arizona Cardinals, bringing in additional veteran leadership and a championship resume for the final weeks of the season. The move shored up a defensive line position that had seen two regular contributors - Alex Okafor and Emmanuel Ogbah - suffer season-ending injuries.

The club's Week 16 (12/22) matchup pitted Head Coach Andy Reid vs. one of his pupils, Chicago Bears Head Coach Matt Nagy, who spent five seasons on the Chiefs coaching staff under Reid, including two years as Offensive Coordinator. The club left the Windy City with a 26-3 win, extending its winning streak to five games. It marked the seventh-consecutive year that the club had a minimum of a five-game winning streak under Head Coach Andy

Reid. It was also the seventh road win of the season for the Chiefs, a total that hadn't been reached since a 7-0 road record during the 1966 AFL campaign.

Kansas City wrapped the season with a 31-21 Week 17 (12/29) win against the Los Angeles Chargers at Arrowhead, giving the club a 6-0 record against AFC West foes for the

LAMAR HUNT TROPHY COMES HOME



Norma Hunt, late wife of Chiefs Founder Lamar Hunt, kisses the Lamar Hunt Trophy on stage following the AFC Championship Game at Arrowhead Stadium as Chiefs Chairman and CEO Clark Hunt looks on. Since the trophy for the AFC champions was renamed

second time under Reid (2016). RB Damien Williams added an 84-yard touchdown run, while rookie WR Mecole Hardman returned a kickoff 104 yards for a touchdown, the third-longest kick return score in franchise history. A Chiefs win, paired with a Miami Dolphins win over the New England Patriots secured the No. 2 seed and a first-round bye for the Chiefs in the playoffs.

2020 — In the AFC Divisional round of the playoffs against the Houston Texans (1/12), the Chiefs overcame a 24-point deficit to earn a 51-31 victory, setting numerous franchise records and tying for the fourth-largest comeback in NFL postseason history at the time. QB Patrick Mahomes threw five touchdown passes, tying for the fourth-most scoring throws in a postseason game in NFL history at the time. Both Kelce and Williams found the end zone three times in the game. DE Clark recorded 3.0 sacks and the Chiefs defense tallied 5.0 total sacks. Sorensen was responsible for two momentum-altering plays in the game's second quarter, stopping a fake punt attempt on 4th-and-4, and forcing a fumble on Houston's next kickoff return, with both plays resulting in Kansas City touchdowns.

For the second-consecutive season, the club played for the Lamar Hunt Trophy in Kansas City, hosting the Tennessee Titans in the AFC Championship Game at Arrowhead Stadium (1/19). The five degree wind chill at kickoff tied for the sixth-coldest game at Arrowhead since 1994. After falling behind 10-0 early, the Chiefs overcame two separate 10-point first-half deficits behind two Mahomes touchdown passes to WR Tyreek Hill, as well as a 27-yard touchdown run by the quarterback, giving the Chiefs a 21-17 halftime advantage. A three-yard touchdown rush by RB Damien Williams and a 60-yard touchdown reception by WR Sammy Watkins put the game out of reach, giving the Chiefs a 35-24 victory. The Hunt family raised the Lamar Hunt Trophy as AFC Champions for the first time in franchise history, doing so in front of Chiefs Kingdom inside Arrowhead Stadium.

Six Chiefs players were named to the AFC Pro Bowl roster, but could not attend due to Super Bowl LIV. Clark, DT Chris Jones and rookie KR Mecole Hardman each earned their first Pro Bowl nods, while Mahomes earned his second Pro Bowl appearance. Hill was named to the Pro Bowl for the fourth time and Kelce was selected for the fifth time.

When the club got to Miami, Florida, to prepare for Super Bowl LIV against the NFC

LOMBARDI TROPHY IS KANSAS CITY'S AGAIN



champion San Francisco 49ers, the team practiced at The Baptist Health Training Facility in Davie, Florida, the practice facility for the Miami Dolphins. As the home team, the Chiefs wore their traditional red tops with white pants, and like had been the case in the home opener and the club's two postseason contests at Arrowhead, the team's end zone in Super Bowl LIV was painted gold to honor the club's 60th season.

Kansas City jumped out to a 10-3 lead in the second quarter of Super Bowl LIV against the 49ers on Sunday, Feb. 2, but the teams went into halftime tied at 10. San Francisco scored 10 third-quarter points, taking a 20-10 lead into the fourth quarter. Facing 3rd-and-15 with approximately seven minutes left in the game, Mahomes found Hill for a 44-yard reception, shifting the game's momentum and setting up an eventual one-yard touchdown pass to Kelce with just over six minutes left in the game.

Kansas City's defense forced a three-and-out, and took a 24-20 lead on a five-yard touchdown pass from Mahomes to Williams. On the following defensive series, Clark sacked 49ers QB Jimmy Garoppolo on 4th-and-10 to give Kansas City the ball back with less than two minutes to play. Williams broke a 38-yard touchdown run to give the Chiefs 21-unanswered points and a 31-20 lead, while DB Kendall Fuller clinched the game with an interception, allowing the Chiefs to run out the clock for the club's second Super Bowl championship, and first since the 1969 season.

QB Patrick Mahomes earned the Pete Rozelle Trophy after being named the game's MVP on 26 of 42 passing for 286 yards with two passing touchdowns to go along with a rushing touchdown. Mahomes became the youngest quarterback and third-youngest player to win the Super Bowl MVP award. The 10-point comeback tied for the second-largest comeback in Super Bowl history, while the Chiefs became the first team to record three comebacks of at least 10 points in a single postseason in NFL history.

It marked the first Super Bowl victory as a head coach for Andy Reid, whose Eagles played in Super Bowl XXXIX following the 2004 season during his tenure in Philadelphia. As an assistant coach, Reid appeared in two Super Bowls with Green Bay following the

KC TURNS RED FOR PARADE AND RALLY

On Wednesday, Feb. 5, Kansas Citians and Chiefs fans from all over lined Grand Boulevard in downtown Kansas City and packed together in front of Union Station for the Chiefs Kingdom Champions Parade and Rally as the entire team and city celebrated the club's first championship in 50 years. At right, QB Patrick Mahomes celebrates with fans along the parade route, as well as the view of Chiefs fans in front of Union Station and on the north lawn at Liberty Memorial at the National World War I Museum.



1996 and 1997 seasons, earning an NFL championship with the Packers in Super Bowl XXXI following the 1996 season.

The club's Super Bowl celebration tour was short-lived as the global coronavirus pandemic halted traditional offseason activities and moved OTAs and the 2020 NFL offseason to virtual platforms.

The club retained a number of regular contributors in free agency, including FB Anthony Sherman, WR Demarcus Robinson, DT Mike Pennel, CB Bashaud Breeland and back-up QB Chad Henne, while also signing a few veteran players for depth, such as OL Mike Remmers and TE Ricky Seals-Jones.

Due to NFL policy during COVID-19, the club was unable to host training camp at Missouri Western State University in St. Joseph, instead holding camp practices at The University of Kansas Health System Training Complex and Arrowhead Stadium.

There were no preseason games in the 2020 NFL season due to the pandemic, but the Chiefs held two Season Ticket Member Days at Arrowhead during training camp with capacities of 2,000 and 5,000 fans.

Before the start of the season, the Chiefs agreed to notable contract extensions with three key members of the Super Bowl LIV championship team: Patrick Mahomes, Chris Jones and Travis Kelce.

On Sept. 1, players, coaches and staff received their Super Bowl rings at a ceremony held inside Arrowhead Stadium.

The Chiefs opened the 2020 season at Arrowhead Stadium against the Houston Texans, a rematch of the AFC Divisional round game the previous season, in the NFL Kickoff game on Thursday, Sept. 10. A new array of stadium health and safety policies were implemented in response to the ongoing global pandemic and stadium capacity was limited to approximately 22 percent for all Chiefs home games for the entirety of the 2020 season. Before the game, the Chiefs celebrated the franchise's second Super Bowl title with a short

on-field ceremony that concluded with the unveiling of a new championship banner inside the stadium.

SUPER BOWL CHAMPIONS BANNER REVEALED



The Chiefs picked up where they left off the previous season and defeated the Texans, 34-20, behind 138 rushing yards and a score from rookie RB Clyde Edwards-Helaire in his first career game in a Chiefs uniform.

The Chiefs won the subsequent three games, becoming the first team in NFL history with four-consecutive seasons starting 4-0. Their victory against the Patriots in Week 4 (10/5) also marked the club's 13th-consecutive win (regular and postseason), the most consecutive wins in franchise history.

Kansas City suffered its first loss of the season in Week 5 (10/11) against the Raiders, 40-32, in a hard-fought contest that came down to the wire.

The club rebounded with four-consecutive victories to head into the Week 10 bye with a record of 9-1. During that span, the Chiefs made a splash by signing two-time first-team All-Pro RB Le'Veon Bell to a one-year contract on Oct. 17. Bell played his first game as a Chief in Week 7 (10/25) against the Broncos, recording six carries for 39 yards.

For the first time ever, Arrowhead Stadium was also used as a polling location for the 2020 General Election on Nov. 3, successfully providing another site for residents of Jackson County to exercise their right to vote.

The Chiefs kept on rolling after the bye, winning their next six games in a row. Their 10-game win streak tied for the longest such streak in a single regular season in franchise history.

Most notably during that stretch, the Chiefs defeated the Tampa Bay Buccaneers in Week 12 (11/29) on the road behind historic performances from Mahomes and Hill. Hill tallied a single-game career-high 269 receiving yards on a career-high 13 receptions (20.7 avg.) with three touchdowns in the game. His 269 receiving yards are the second-most in a single-game in franchise history, trailing only WR Stephone Paige (309). Hill recorded 203 receiving yards in the first quarter of the game, becoming the third player since 1980 with at least 200 receiving yards in a single quarter, joining Qadry Ismail (210, 3rd quarter, Dec. 12, 1999) and Lee Evans (205, 1st quarter, Nov. 19, 2006). Mahomes' 462 passing yards in the game are the second-most single-game passing yards in his career and the fourth-most single-game passing yards in franchise history. His 359 first-half yards are the most by any quarterback in the first half of a regular season game since at least 1991.

Against another formidable NFC South opponent, the Chiefs battled to a 32-29 victory on the road in a showdown with the New Orleans Saints in Week 15 (12/20) to cap off the first perfect 8-0 road record in club history. Edwards-Helaire suffered a high ankle sprain in the contest which would keep him sidelined through the Divisional round (12/27) of the playoffs.

With a victory in Week 16 against the Atlanta Falcons, the Chiefs clinched the No. 1 seed in the AFC and earned a bye in the first round of the playoffs for the third-consecutive season. The win also improved Kansas City to a record of 14-1, marking the first-ever 14-win regular season in franchise history.

2021 — With the first-round bye already locked up, many of the team's starters rested in a Week 17 home matchup with the Los Angeles Chargers (1/3). The Chargers came away with the win, but many of Kansas City's backups, such as QB Chad Henne, got valuable playing time in the game which would prove to be helpful in the postseason.

At the conclusion of the regular season, seven Chiefs were selected to the Pro Bowl: QB Patrick Mahomes, TE Travis Kelce, WR Tyreek Hill, T Eric Fisher, DT Chris Jones, S Tyrann Mathieu and DE Frank Clark. Kelce, Hill and Mathieu were also each named first-team AP All-Pro while Mahomes and Jones earned second-team All-Pro honors.

Several Chiefs finished among the league's best statistically for the regular season. Mahomes was second in the league in passing yards with 4,740. Mathieu was third in the NFL with six interceptions, and ranked first among all safeties. The two primary pass-catchers for the Chiefs, Kelce (1,416) and Hill (1,276) ranked second and eighth in the league, respectively, in receiving yards. Overall, Kelce and Hill each had historic seasons in 2020. With then career-highs in receptions (105) and receiving yards (1,416), Kelce became the first tight end in NFL history with multiple seasons of 100+ receptions in his career (2018 and 2020), while his 1,416 receiving yards were the most-ever by a tight end in NFL history, passing 49ers TE George Kittle's previous record of 1,377 yards set in 2018. He became the first Chiefs player to record multiple seasons with 100 or more receptions. His 105 receptions in 2020 were the most receptions by a player in a single-season in franchise history, breaking his own record of 103 receptions set in 2018. His 1,416 receiving yards were the second-most receiving yards by any pass catcher in Chiefs history. Then, with a career-high 15 receiving touchdowns, Hill tied Dwayne Bowe's franchise record for most single-season touchdown receptions.

Following the bye in the first round of the playoffs, the Chiefs hosted the Cleveland Browns in the AFC Divisional round at Arrowhead Stadium (1/17). Cleveland was coming off a victory against the No. 3-seeded Pittsburgh Steelers on Wild Card Weekend.

The Chiefs looked dominant early on in the contest, taking a 19-3 lead into halftime. However, with 7:27 remaining in the third quarter, Mahomes took a hit which sent him into the concussion protocol and took him out for the remainder of the game, shifting the momentum toward Cleveland. Mahomes was replaced by QB Chad Henne, who was making the first postseason appearance of his career. The Browns cut the lead to 22-17 in the fourth quarter and had a chance to retain possession and go for the win if they could stop the Chiefs offense one more time. However, Henne stepped up with some late-game heroics on the final drive of the game. With a 13-yard scramble on a 3rd-and-14 with under two minutes remaining followed by a 4th-and-1 conversion on pass to Hill to seal the win for Kansas City, Henne sent them to their third-consecutive AFC Championship Game at home. Henne's performance prompted Mahomes to tweet after the game: "#HenneThingsPossible."

Over the course of the next week, Mahomes passed the concussion protocol and became eligible to start in the AFC Championship Game at home against the Buffalo Bills (1/24). The Chiefs became the first team in NFL history to host three-consecutive AFC Championship Games with the only other being the 2002-04 Philadelphia Eagles, also coached by Reid. With his start, Mahomes became the 12th quarterback since the 1970 merger to start in three-consecutive conference championship games and the first to accomplish the feat prior to his 26th birthday. He also became the first quarterback ever to accomplish the feat in his first four seasons in the league.

The Bills started fast, getting out to a 9-0 lead to open the game. But an offensive explosion by the Chiefs in the second quarter with three unanswered touchdowns by Hardman, Williams and Edwards-Helaire would put them ahead 21-9. Behind two touchdown receptions by Kelce and some solid defensive play in the second half, Kansas City would ultimately win the game by a final score of 38-24, hoisting the Lamar Hunt Trophy and advancing to the Super Bowl for the second season in a row.

Although Kansas City was victorious, they lost a key component of the offense in the AFC Championship Game as Fisher suffered a torn Achilles tendon which would force him to miss Super Bowl LV.

LAMAR HUNT TROPHY STAYS IN KANSAS CITY



The Kansas City Chiefs hoist the Lamar Hunt Trophy during the postgame celebration following the AFC Championship Game at Arrowhead Stadium. This marked the first time in franchise history that the Chiefs won back-to-back AFC Championships. This game also marked the first time in NFL history that the AFC Championship Game was held at the same stadium for three consecutive years.

The Chiefs would face off against the Tampa Bay Buccaneers in Super Bowl LV on Feb. 7, 2021 in a rematch of the Week 12 regular season matchup. With the game being played at Raymond James Stadium in Tampa, it marked the first time in NFL history that a team would play a Super Bowl in its home stadium.

Due to COVID-19 protocols, the events leading up to the Super Bowl were held virtually and the Chiefs did not arrive in Tampa until the day before the game.

Although the Chiefs won the regular season matchup, the Buccaneers controlled the majority of the contest. Tampa Bay, led by Brady and a stout defensive front, limited the Chiefs to just nine points on three field goals by Butker en route to claiming the Lombardi Trophy and preventing a Kansas City repeat with a final score of 31-9.

A few weeks into the offseason on March 4, the Kansas City Chiefs and GEHA announced that GEHA will be the exclusive naming rights partner for Arrowhead Stadium. Beginning with the 2021 NFL season, the home of the Chiefs would become known as GEHA Field at Arrowhead Stadium.

The top players and coaches of the 2020 NFL season were honored at the annual 101 Awards on March 6 in a virtual event. Clyde Edwards-Helaire was named the Mack Lee Hill Award winner for the team's top rookie or first year player while Travis Kelce was the recipient of the Derrick Thomas Award as the team's Most Valuable Player.

On March 11, the club announced that they had released tackles Fisher and Schwartz, leaving holes along the offensive line.

The Chiefs immediately worked to solve that problem and bolster the offensive line by signing guards Joe Thuney and Kyle Long on the first day of free agency a week later, followed by C Austin Blythe at the end of the month. The club also signed DT Jarran Reed as a new addition to the defensive line.

The week of the 2021 NFL Draft, the Chiefs made a splash with a trade to acquire two-time Pro Bowl offensive tackle Orlando Brown from the Baltimore Ravens. The Chiefs traded their 2021 first-round pick (31st overall), third-round pick (94th overall) and a fourth-round pick (136th overall), along with a 2022 fifth-round pick in exchange for Brown, a second-round pick in 2021 (58th overall) and a sixth-round pick in 2022.

Kansas City Chiefs Chairman and CEO Clark Hunt announced on May 1 that former center Tim Grunhard is the 2021 inductee into the Chiefs Hall of Fame. Grunhard was the 50th individual and 46th player to earn this coveted honor. Grunhard, a Pro Bowl center, spent 11 years with the Kansas City Chiefs (1990-2000), appearing in 169 games with 164 starts, including a streak of 120 straight starts from Sept. 5, 1993 - Oct. 29, 2000, the fourth-longest starting campaign in franchise history. His toughness and grit helped pave the way for Marty Schottenheimer's physical running attack that was a staple of Chiefs football in the 1990s.

After a year away due to Covid, on July 23, rookies and quarterbacks reported to Missouri Western State University in St. Joseph, Mo. for Chiefs training camp. This marks the first season in NFL history where teams played 17 regular season games and only one team had first-round bye for the playoffs.

The Chiefs went 3-0 in preseason games against San Francisco, Arizona and Minnesota, with the first two being road games.

Kansas City began the 2021 regular season in a divisional round rematch at home against the Cleveland Browns. After the Browns took an early lead going into half time, the Chiefs ended up winning 33-29. They sealed the win on a late interception by CB Mike Hughes, a 197 yard game from Hill and two touchdowns from Kelce.

The team struggled early in the season. After seven games, the Chiefs were 3-4 and sat at the bottom of the AFC West for the first time in the Patrick Mahomes era.

The club played in Philadelphia in Week 4 of the regular season (10/3). With a 42-30 win over his former team in his return to the City of Brotherly Love, Head Coach Andy Reid earned his 100th total win with the Chiefs (93 regular season, seven postseason). When paired with his 140 total victories at the helm of the Philadelphia Eagles from 1999-2012, he became the first head coach in NFL history to accumulate 100 total victories with two separate franchises.

The Chiefs went on an eight game win-streak, winning nine of their last 10 games of the season after the 3-4 start.

During that win streak, Kansas City played the Raiders twice with a combined total 89-23. In the first matchup, Mahomes threw for five touchdowns, Williams posted 144 scrimmage yards and a touchdown, while Kelce had 119 yards on eight receptions. P Tommy Townsend completed an 18-yard pass to WR Marcus Kemp on a fake punt to extend a fourth-down play in the fourth quarter. The Chiefs ended up winning 41-14. In the second matchup, in Kansas City, the Chiefs ran away with the win scoring 48 points to the Raiders nine. Mahomes went 20 for 24 on completions for 258 yards and two touchdowns while Edwards-Helaire added two rushing touchdowns. The Kansas City defense completely dominated, not letting Las Vegas get into field goal range until the end of the second quarter. The defense sacked Raiders QB Derek Carr four times for a total loss of 17 yards.

Kansas City played the Dallas Cowboys (11/21) at home right before the bye week, making it their fourth win in a row. Jones established a single-game career-high with 3.5 sacks (-20.0 yards) of Dallas QB Dak Prescott, including sacks on back-to-back plays in the second quarter with a forced fumble on the second of the two sacks. In addition to a single-game career-high, it marked the club's first time having a player record 3.5 or more sacks in a game since OLB Dee Ford recorded 3.5 sacks at Indianapolis on Oct. 30, 2016. It ties for the ninth-best single-game sack performance in team history. For Jones, it marked his 11th-career multi-sack performance and his first multi-sack game since recording 2.0 sacks vs. Cleveland (9/12/21) to open the 2021 season. For the fourth game in a row, the Chiefs defense allowed 17 or fewer points while also allowing 350 or fewer total yards to the opposing offense.

The Chiefs won both of their games against the Denver Broncos during this season, registering their 13th-consecutive victory against the Broncos dating back to the 2015 season. That extended the club's record for longest winning streak against a single opponent in franchise history, and tied for the sixth-longest winning streak against a single opponent in NFL history (since 1970). In the second matchup versus the Broncos (1/8), Hardman recorded his career first 103-yard game on eight receptions. At halftime, the Chiefs were down 14-10. RB Jerick McKinnon caught a 14-yard pass from Mahomes to put Kansas City up 17-14. The Broncos came back with a touchdown and Butker netted a field goal, making the score 21-20 Broncos in the fourth quarter. With 7:42 left in the fourth, DE Melvin Ingram forced a fumble of Broncos RB Melvin Gordon and rookie LB Nick Bolton took the ball to the house on a 86-yard fumble recovery to give the Chiefs the lead at 28-21. The Broncos scored a field goal with four minutes left to make the final score 28-24, Chiefs.

After losing to the Chargers earlier in the season during Week 15, Kansas City traveled to LA to take on the Chargers for the second time this season. The Chiefs extended their win streak in an overtime thriller to beat the Chargers 34-28. Kelce recorded a career-high 191 yards on 10 receptions with two receiving touchdowns, including a fourth-quarter seven-yard score and the game-winning 34-yard catch-and-run touchdown in overtime. The contest marked Kelce's franchise-record-extending 29th career 100-yard receiving game, ranking as the third-most by a tight end in NFL history. Hill finished the game with 12 receptions for 148 yards and a touchdown. It marked his third 100-yard receiving game of the season and his 18th-career 100-yard performance. Per ESPN Stats and Info, for the second time in their careers, Kelce and Hill each had at least 10 receptions and 100 receiving yards. They're the first duo in NFL history with multiple such games. The first time they did it was Week 11 (11/19/18) at the Los Angeles Rams.

Throughout the last five home games of the year, the Chiefs defense held teams to 10 or less points, outscoring teams in a combined score of 98-44. The Chiefs are tied for fifth in the most consecutive home games allowing 10 or fewer points, regular and postseason, since 1970. During this stretch, the defense registered 314 total tackles, 15 sacks and nine interceptions, including a 75 yard interception returned for a touchdown against Denver by S Daniel Sorensen (12/05/21).

Kansas City won at least 12 games in each of the past four seasons, becoming the fifth team in NFL history to record at least 12 victories in four consecutive seasons. The Chiefs join the New England Patriots (8, 2010-17), Indianapolis Colts (7, 2003-09), Denver Broncos (4, 2012-15) and Dallas Cowboys (4, 1992-95). This season also marked the third time since 1990 that a team won 12+ games after winning no more than three of their first seven contests in the same season.

2022 — Kansas City closed out the regular season with a loss to the Cincinnati Bengals (1/2), breaking their eight game win streak and with a win at Denver (1/8).

The Chiefs set a number of new franchise records during the 2021 regular season, including most passes completed (448), most passes attempted (675), most passes completed in consecutive seasons (868), most passes attempted in consecutive seasons (1,305), most net passing yards in consecutive seasons (9,645), most first downs (419) and most passing first downs (267). The team also moved into top-five spots in a number of statistical categories, including most net yards (6,746), most net passing yards (4,791), most total touchdowns (57), most offensive touchdowns (53), most points scored (480) and most first-quarter points scored (130).

Defensively, rookie Bolton led the team in tackles with 112 total tackles and 11 tackles for loss. Jones led the team in sacks with 9.0 for a loss of a total 65.5 yards. Mathieu led the team in interceptions with three, while LB Willie Gay, CB L'Jarius Sneed, Sorensen and CB Charvarius Ward tied for second most with two interceptions. Both Mathieu and Sorensen returned interceptions for touchdowns.

After not receiving the first round bye, Kansas City hosted the AFC Wild Card against the Pittsburgh Steelers, a team they just played three weeks prior. The first time the two teams played, the Chiefs clinched the AFC West division title for a record setting sixth-consecutive time, breaking the previous three-way tie for the longest streak of consecutive division titles in AFC West history (5; Oakland, 1972-76; Denver 2011-15). The sixth-consecutive division title in 2021 tied for the third-longest streak in NFL history dating back to 1970. Reid won his 102nd regular season game in Kansas City, passing Chiefs Hall of Fame coach Marty Schottenheimer (101) for sole possession of second place in franchise history. Reid now only trails PFHOF coach Hank Stram's franchise record of 124 regular season victories.

The Chiefs beat the Pittsburgh Steelers 42-21 in the Wild Card round, scoring the third-most points in a postseason game in franchise history, trailing behind only performances of 51 points vs. Houston in the 2019 AFC Divisional round (1/12/20) and 44 points at Indianapolis in the AFC Wild Card round (1/4/14). Kelce recorded five receptions for 108 yards with a touchdown reception and adding a two-yard touchdown pass to WR Byron Pringle. Kelce also recorded his seventh-career 100-yard postseason receiving game, which ranks as the second most 100-yard receiving games in NFL history, trailing only PFHOF WR Jerry Rice (8). The game was Kelce's fourth-straight 100-yard postseason game, tied for longest such streak in NFL postseason annals with WR Larry Fitzgerald (1/3/09 – 2/1/09) and WR Antonio Brown (1/3/15 – 1/15/17). With his two-yard touchdown pass to Byron Pringle in

the fourth quarter of the game, Kelce became just the second tight end in NFL history to throw a touchdown pass in the postseason, joining Trey Burton, who completed a one-yard touchdown pass to QB Nick Foles for the Philadelphia Eagles in Super Bowl LII (2/4/18).

For the second time in the season, Kansas City hosted the Buffalo Bills, but this time it was for the AFC Divisional round. The game ended in stellar fashion with an eight yard overtime touchdown grab by Kelce for the Chiefs to win 42-36. Kansas City recorded 552 total net yards of offense in the win, setting a new franchise record for a postseason game. Mahomes finished the game completing 33 of 44 passes (75.0%) for 378 yards with three touchdowns and no interceptions, good for a 123.1 passer rating. His 33 completions are the most in a single postseason game in franchise history, his 44 attempts are the fourth most in a single postseason game in franchise history and his 75.0 completion percentage is the fourth-best single-game mark in franchise postseason history. Mahomes added seven carries for a game-high 69 yards (9.9 avg.) and added an eight-yard touchdown rush. His 69 rushing yards are the most by a quarterback in a single postseason game in franchise history. Hill caught 11 passes for 150 yards (13.6 avg.) with a 64-yard touchdown in the game. His 11 receptions are the second-most by a player in a single postseason game in franchise history.

The Chiefs won six consecutive playoff games at GEHA Field at Arrowhead Stadium, extending the club's franchise record and tying for the 10th-longest home playoff winning streak in NFL history, dating back to the 1970 merger. The win over the Bills and a Tennessee Titans loss allowed the Chiefs to host a fourth-consecutive AFC Championship game. Kansas City became the first team in NFL history to host three home playoff games.

The Chiefs hosted the Cincinnati Bengals in the AFC Championship game (1/30). Kansas City started off hot taking a 21-10 lead going into halftime. Mahomes threw three touchdowns (10 yards to Hill, five yards to Kelce and three yards to Hardman) on 26 of 39 passing, with 275 passing yards. The Bengals quickly caught up as the Chiefs offense stalled in the second half, making the game 24-21. Butker tied the game at 24-24 to advance into overtime for a second game in a row. The Chiefs lost 27-24 on a field goal made by Bengals kicker Evan McPherson.

Kelce, Sorensen and LS James Winchester all appeared in their 15th career postseason game with the club, establishing a new franchise record for most postseason games played. With his 10 catches in the Bengals game, Kelce owns 106 career postseason receptions, passing Rob Gronkowski for the most by a tight end in NFL history and the third-most by any player in league history.

The top players and coaches of the 2021 NFL season were honored at the annual 101 Awards on March 26 in a virtual event. LB Nick Bolton was named the Mack Lee Hill Award winner for the team's top rookie or first year player while S Tyrann Mathieu was the recipient of the Derrick Thomas Award as the team's Most Valuable Player.

Throughout the offseason, the Chiefs lost more than two dozen contributors from the 2021 season, many of whom were also core players for the club's back-to-back Super Bowl appearances in 2019 and 2020. Between free agency and trades, General Manager Brett Veach was able to re-stock the Chiefs roster with players at key positions of need on both sides of the ball.

Defensively, the Chiefs orchestrated two key transactions in March. First, Clark restructured his contract and on March 17, the Chiefs agreed to terms with former Houston

Texans S Justin Reid. With the loss of Mathieu in free agency, Reid brought veteran experience and quickly emerged as a new leader on defense.

During the month of March, the Chiefs also made major moves to their wide receiver room. On March 20, the Chiefs signed WR JuJu Smith-Schuster as a free agent. Three days later, the Chiefs traded Hill to the Dolphins for five draft picks: a 2022 first-round pick (29th overall), second-round pick (50th overall) and fourth-round pick (121st overall), along with fourth- and sixth-round picks in the 2023 NFL Draft. A couple of days later, on March 24, the Chiefs signed wide receiver Marquez Valdes-Scantling to continue transforming the receiver position.

Other offensive offseason moves the Chiefs made included signing RB Ronald Jones II in free agency and re-signing McKinnon. Between the two, the Chiefs added 12 years of NFL experience and six playoff berths. Both had also been a part of Kansas City's two recent Super Bowls appearances, although sporting the opposing teams' colors (Jones II with the Buccaneers in 2020 and McKinnon with the 49ers in 2019).

Through late April into early May, the Chiefs drafted 10 players and signed 11 players in college free agency. The Chiefs 2022 draft class was loaded with defensive talent. In the first round, the Chiefs picked up CB Trent McDuffie and DE George Karlaftis. The Chiefs added more talent to the receiver room with the addition of Skyy Moore in the second round.

Kansas City Chiefs Chairman and CEO Clark Hunt announced on April 30 that former fullback Kimble Anders would be the 2022 inductee into the Chiefs Hall of Fame. Anders was the 51st individual and 47th player to earn this coveted honor. Anders spent his entire 10-year NFL career with the Kansas City Chiefs (1991-2000), appearing in 125 games with 94 starts. His 125 games played for the team are tied for the second most by a running back or fullback in franchise history. Anders was named to three-straight Pro Bowls following the 1995-97 seasons, becoming the first running back or fullback in franchise history to earn three consecutive trips to the NFL's annual all-star game.

On May 12, the National Football League announced the regular season schedule for the 2022 season. The Chiefs were slated to play in five prime time contests in the announcement, including three nationally televised games at GEHA Field at Arrowhead Stadium. No other team has more than five prime time slots. The regular season schedule featured nine games versus eight playoff teams from 2021.

On June 16, Kansas City was named one of 11 U.S. host cities for the 2026 FIFA World Cup. The Kansas City Sports Commission, along with the Chiefs, Sporting KC, the Royals and elected officials had been working on the city's bid for seven years before FIFA made its announcement. Any 2026 World Cup matches in Kansas City will be contested at GEHA Field at Arrowhead Stadium. Renovations will have to be made to convert the American football stadium into a regulation FIFA fútbol pitch. Chiefs Founder Lamar Hunt was a known soccer fan and played an integral role in the popularization of soccer in the U.S. Chiefs Chairman and CEO Clark Hunt said his father would be "over the moon" to have the honor to host World Cup games at GEHA Field at Arrowhead Stadium.

Coaches, rookies and quarterbacks reported to Missouri Western State University for Chiefs Training Camp presented by Mosaic Life Care on July 22, while camp opened to fans on Wednesday, July 27. This marked the club's 12th training camp at MWSU in St. Joseph, Mo.

Arrowhead Events closed out the summer with country stars Kenny Chesney and George Strait (with Chris Stapleton) performing at GEHA Field at Arrowhead Stadium on July 2nd and July 30th, respectively, before turning attention to the preseason. The Chiefs

kicked off August and their preseason slate by taking on the Chicago Bears on the road, falling 19-14. The team rallied to defeat their final two preseason opponents, taking down Washington 24-14 and Green Bay 17-10 at GEHA Field at Arrowhead Stadium. General Manager Brett Veach and his personnel staff evaluated the roster making a move to acquire DE Carlos Dunlap and keeping all 10 draft picks on the roster to head into the regular season.

On August 24th, Chiefs Kingdom suffered the loss of Hall of Fame QB Len Dawson. Dawson was elected to the Pro Football Hall of Fame both as a player and a broadcaster, and was a figurehead of the Kansas City community. Dawson helped lead the Chiefs to their first two Super Bowl appearances, and first Super Bowl win. Dawson earned seven All-Star/Pro Bowl accolades and was twice a first-team All-Pro in his career. To honor Dawson, many players, coaches and staffers donned Len Dawson tribute hoodies as the Chiefs took the field against the Green Bay Packers. The team also unveiled a No. 16 helmet decal on their helmets which the team would wear for the entirety of the 2022 season. After taking a moment of silence to honor Dawson, Chiefs QB Patrick Mahomes, along with many other starters who typically would not have played in this preseason game, took the field in a "choir huddle" formation – a signature of Dawson's.

The club's 2022 regular season start was marked by four major events for the Chiefs organization, including the Kansas City Chamber of Commerce and the Chiefs hosting The Kickoff Luncheon. The excitement continued when for the first time in Kansas City history, the Chiefs worked alongside the First Fridays committee to create "First Fridays with the Chiefs" in anticipation of the team's season opener in Arizona. On Sept. 8th, the Kansas City Chiefs opened their second Chiefs Fit flagship location which opened just in time for Red Friday, a day of giving, on Sept. 9th, with net proceeds benefiting the Ronald McDonald House. The Chiefs sold Red Friday flags at participating McDonalds locations, bringing Chiefs Kingdom together for good. In the past nine years, these efforts have raised more than \$4.6 million dollars for families in the Kansas City area who are supporting children suffering from an illness.

The 2022 season opened on the road against the Arizona Cardinals (9/11) at State Farm Stadium, the host site of Super Bowl LVII in February 2023. Despite the youth on the team, the Chiefs had a dominant performance. Mahomes threw for 360 yards and five touchdowns with a quarterback rating of 144.2. Mahomes' performance marked the sixth time in his career in which he's had five or more touchdown passes. Rookie running back Isiah Pacheco rushed for 62 yards with a long of 22 yards and one touchdown. The Chiefs foreshadowed their return to State Farm Stadium with a 44-21 victory over the Cardinals. It was the club's eighth straight season-opening victory.

The Chiefs had their home opener and hosted the inaugural Thursday Night Football on Amazon Prime game (9/15). The club started its season at GEHA Field at Arrowhead Stadium with a close match against the Los Angeles Chargers. Chiefs rookie CB Jaylen Watson had a 99-yard pick-six to put the Chiefs up 24-17 in the fourth quarter in the eventual 27-24 win. Jones was able to get to Chargers QB Justin Herbert for 2.0 sacks (-8.0 yards) which moved him into the top five for career sacks in Chiefs history with 51.5.

In Week 4 of the regular season, the Chiefs took on the Tampa Bay Buccaneers (10/2) led by QB Tom Brady in what would be his final season. Against a defense that had not allowed more than 14 points to an opponent and had allowed just 27 points through the first three weeks, the Chiefs offense put up 41 points.

Mahomes made a quick trip to Lubbock, Texas, in October where he became the eighth player to be enshrined in Texas Tech's most prestigious group of athletes, the Ring of Honor, before the Chiefs took on the Las Vegas Raiders in Week 5 (10/10) for the Crucial Catch game which aims to raise awareness and funds for diagnosing and treating cancers. The Chiefs were able to pull off a 30-29 win with a historic performance from Kelce as he found the end zone for all four of Mahomes' touchdown passes. With just 25 receiving yards, Kelce tied the franchise record for most receiving touchdowns in a game (RB Jamaal Charles 12/15/13). The team then took on the Buffalo Bills (10/16) at home suffering a 24-20 loss against their foe before going back on the road to San Francisco to take on the 49ers (10/23) and close out October. The Chiefs walked away with a win after putting up 44 points against San Francisco's defense who had previously averaged just 14.8 points allowed per game and no more than 28 points all season.

The Chiefs Week 9 matchup against Tennessee went into overtime, marking the first overtime game and overtime victory of the Chiefs 2022 season. Butler connected on a 28-yard go-ahead field goal giving the Chiefs the 20-17 lead in overtime. During the Titans matchup, the Chiefs honored Chiefs legend and former fullback Kimble Anders with his induction into the Chiefs Hall of Fame. Finally, the Titans game marked the first game in a Chiefs uniform for WR Kadarius Toney after Veach and company acquired Toney in a trade with the New York Giants.

In Week 10, the Chiefs returned to the GEHA Field at Arrowhead Stadium to defeat Trevor Lawrence and the Jacksonville Jaguars (11/13) 27-17 after a scrappy matchup in which Mahomes had 331 yards passing for four touchdowns to four different receivers (TE Travis

OT Chris Jones during the Chiefs 44-23 victory over San Francisco.



Kelce, WR Kadarius Toney, WR Marquez Valdes-Scantling and TE Noah Gray). This also marked the Chiefs Salute to Service game honoring active military service members and veterans.

While hosting the Los Angeles Rams on November 27th, the Chiefs celebrated American Indian Heritage Month in a variety of ways. Prior to kickoff, the Blessing of the Four Directions was conducted by Alan Fletcher, Chief/Spokesman of the Cheyenne and Arapaho Tribes of Oklahoma and Chief of the Choctaw Nation of Oklahoma Chief Gary Batton. Many other members of Native tribes were honored throughout the game. The Chiefs defeated the Rams 26-10 before embarking on a three-game road stretch.

The Chiefs started their time on the road with an AFC Championship rematch against the Cincinnati Bengals. The two teams met on December 4th with the Bengals barely outscoring the Chiefs, 27-24. Over 20 Chiefs players participated in the Week 13 League initiative, My Cause My Cleats, in which players had the opportunity to pick a cause important to them and represent their chosen organization on custom-designed cleats.

Upon returning to Kansas City, Mahomes hosted the third-annual 15 and the Mahomies Gala where his charity gave out nearly \$400,000 in charity grants. Many of his Chiefs teammates came to support the event which supports initiatives focusing on health, wellness and communities in need specifically for children. Mahomes was announced as the team's Walter Payton Man of the Year Nominee presented by Nationwide.

On the second week of the team's three-week road stretch, the Chiefs secured their first of two wins over the Broncos (12/11). Mahomes found Smith-Schuster for a four-yard pass to the end zone to put the Chiefs up by 12 heading into the fourth quarter after the Broncos scored 21 unanswered points. The game also marked a historic point in Kelce's career. With 71 receiving yards against the Broncos, Kelce eclipsed 10,000 career receiving yards, making him the fifth tight end in NFL history to surpass 10,000 receiving yards. The Chiefs won 34-28.

With just one victory and one tie before facing the Chiefs, the Texans put up a fight forcing the Chiefs into overtime but ultimately falling to the Kansas City offense. RB Jerick McKinnon sealed the game with a 26-yard rush into the end zone, rushing for 52 total yards and putting the Chiefs up 30-24 for the win. The victory over Houston also clinched the Chiefs seventh consecutive AFC West title.

On December 21st, seven Chiefs players were named to the 2023 Pro Bowl. The seven players selected from the Chiefs made them one of two teams with seven selections, with only the Eagles sending more (eight). The selections included: QB Patrick Mahomes, TE Travis Kelce, T Orlando Brown, G Joe Thuney, C Creed Humphrey, DT Chris Jones and P Tommy Townsend.

The Chiefs faced frigid temperatures on their Christmas Eve game versus the Seattle Seahawks but the holiday spirit helped propel them to a 24-10 win to close out 2022. With the victory over Seattle, the Chiefs completed another sweep of their NFC opponents, going 4-0 for the third consecutive season (NFC South, 2022; NFC East, 2021). RB Jerick McKinnon scored on a nine-yard pass from Mahomes, marking his sixth total touchdown over four weeks. McKinnon earned AFC Offensive Player of the Month for his performances.

2023 - To start the new year, the Chiefs took on the Broncos at GEHA Field at Arrowhead Stadium. The 27-24 win over the team's AFC West rival extended their win streak over Denver to 15; the franchise record for most consecutive wins against a single opponent. It is the third-longest win streak against a single opponent in NFL history and the longest active streak. QB Patrick Mahomes started his 2023 making history. With 328 passing yards, Mahomes surpassed the 5,000-yard mark for the season with 5,048 passing yards. This was his second season with 5,000+ passing yards (5,097 in 2018), making him just the third player in NFL history to record multiple seasons with 5,000+ passing yards. The only other players to do so are QB Drew Brees (five seasons) and QB Tom Brady (two seasons). Mahomes also became one of two players, joining Brees, with two career seasons of 5,000+ passing yards and 40+ touchdown passes. Only four other quarterbacks have managed the feat once.

To close out the regular season and divisional play, the Chiefs faced the Raiders (1/7) in Week 18, walking away with a 31-13 victory and going 6-0 against the AFC West. The club has now gone 6-0 against the AFC West three times under Reid (2016, 2019). With their 14th win of the season, it marked the second time in franchise history the club posted a 14-win season. Mahomes added to his records, breaking the NFL record for total yardage in a season with 5,614 yards, passing QB Drew Brees' previous mark of 5,562 yards from 2011. McKinnon stayed hot, recording another receiving touchdown, his ninth of the season. His touchdown extended his streak to six consecutive games with a touchdown reception. Bolton also rewrote history to close out the regular season. With 16 tackles against Denver, his season total moved to 180 tackles (108 solo), the most in Chiefs history in a single season. The previous record was held by LB Derrick Johnson with 179 tackles in 2011. Bolton also set a new record for 10+ tackle games in a season with 10 games.

The Chiefs earned the No. 1 seed, giving them a first-round playoff bye. The Chiefs had several more players honored for their performance through the 2022 regular season. QB Patrick Mahomes, TE Travis Kelce, DT Chris Jones and P Tommy Townsend all earned AP first-team All-Pro honors. G Joe Thuney and C Creed Humphrey earned second-team All-Pro selections. On January 19, 2023, the NFL announced that the Kansas City Chiefs had been designated to play one of two international games in Germany during the 2023 season.

On January 21st, the Chiefs started their postseason journey against the Jacksonville Jaguars. Kelce opened the game with an eight-yard touchdown reception from Mahomes before the Jaguars tied it back up. In the second quarter, GEHA Field at Arrowhead Stadium held their breath as Mahomes limped off the field with an injured ankle. Backup QB Chad Henne was put into the game and went on to drive 98 yards down the field sealing the scoring drive with a one-yard pass to Kelce. Both teams struggled to score in the third quarter, but Chiefs Butker converted a 50-yard field goal putting the Chiefs up 20-10. The Chiefs were able to hold off the Jaguars to advance to the AFC Championship Game after winning 27-20. On January 23rd, four Chiefs were named to the PFWA "All-NFL Team" including Mahomes, Kelce, DT Chris Jones and P Tommy Townsend.

The Chiefs faced the Cincinnati Bengals in the AFC Championship Game (1/29), a rematch of the 2021 AFC Championship Game in which the Bengals kept the Chiefs from going to their third straight Super Bowl. The game marked the fifth straight AFCCG game hosted at GEHA Field at Arrowhead Stadium. The speculation about Mahomes' ankle injury was a key storyline leading up to the highly anticipated matchup. Injuries plagued the Chiefs during the AFCCG with key receivers Smith-Schuster and Hardman both sustaining injuries making them unable to finish the game. Rookie WR Skyy Moore stepped up alongside WR Valdes-Scantling and practice squad receiver Marcus Kemp. Valdes-Scantling ended the day with 116 receiving yards and a touchdown deep in the back of the end zone. The Chiefs defense knew they had to step up and posted 5.0 sacks with DT Chris Jones leading the way with 2.0, which marked his first career postseason sacks. The rookies on the Chiefs defense didn't back down from the challenge. Rookie CB Jaylen Watson had a second-quarter interception only to be followed up in the fourth quarter with a pass deflection from rookie S Bryan Cook into the hands of fellow rookie CB Joshua Williams. With the game tied, Moore was called upon for punt returns after injuries sidelined the other punt returners. In the moment Chiefs Kingdom needed him, he delivered, returning it 27 yards and helping position

Butker for a 45-yard field goal to send the Chiefs to their third Super Bowl in four years.

The Chiefs returned to State Farm Stadium where they started their 2022 season in Glendale, Arizona. Super Bowl LVII held many emotions for those involved and two Chiefs members in particular. Reid would be facing the Philadelphia Eagles where he served as head coach for 12 years (1999-2012). Kelce and his family made history and headlines throughout the Super Bowl week as Kelce and his older brother, Eagles C Jason Kelce, would be the first set of brothers to face each other in a Super Bowl. Jason has played for Philadelphia for his entire 12-year career which included time being coached by Reid.

On February 12, 2023, the Chiefs kicked off against the Eagles for Super Bowl LVII. The Chiefs started four rookies, tying the record for most rookies to start in the Super Bowl. The Chiefs and the Eagles exchanged trips to the end zone but the momentum of the Eagles was slowed when Eagles QB Jalen Hurts fumbled and Bolton was able to pull off a scoop and score, returning it 36 yards to tie the game 14-14. It was the first Eagles' turnover of the postseason. The Eagles then had two unanswered scores, a touchdown and a field goal, putting them up 24-14 as the Chiefs trotted into the locker room for halftime.

Despite having re-aggravated his ankle injury in the first half, Mahomes kept the Chiefs opening second-half drive alive with a 14-yard rush helping to set up rookie Pacheco's rushing touchdown putting the Chiefs back within three points. The Eagles came back with a long drive taking time off the clock, but a crucial tackle from Bolton forced the Eagles to settle with a field goal, putting the Eagles back up by six points. Mahomes and Smith-Schuster connected four times to help get the Chiefs down the field before setting up for 'Corn-Dog,' a play in which misdirection allowed WR Kadarius Toney to walk into the end zone for a touchdown. The Chiefs took the lead for the first time in the game 28-27 just a few minutes into the fourth quarter.

With a third-down pressure from Gay, the defense was able to force the Eagles into a three-and-out for the first time that evening. Toney had one of

the biggest plays of the game – a 65-yard punt return to put the Chiefs at the Philadelphia five-yard line. Toney's 65-yard return was the longest punt return in Super Bowl history. The Chiefs offense quickly made their way to the end zone, this time with a four-yard touchdown pass from Mahomes to rookie Moore, giving the Chiefs their largest lead of the night at 35-27. Eagles QB Jalen Hurts and company made their way back down the field and found the end zone for six points before converting a two-point attempt tying the game up for the second time with just over five minutes to play. The Chiefs managed the clock over the next five minutes best displayed by the heads up play by McKinnon when he stopped short of the end zone to keep the clock running. With 11 seconds left, Butker converted a 27-yard field goal for the final score of the game. The Chiefs defeated the Eagles in Super Bowl LVII 38-35.

On February 15th, the Chiefs brought the Lombardi trophy back to Kansas City for their second parade in four years. Fans filled the streets as buses made their way to Union Station where the team and staff members celebrated their accomplishment. Mahomes capped off his 2022 season accomplishments with being named Super Bowl MVP for the second time in his career. He was named AP NFL MVP prior to the Super Bowl.

On the heels of a Super Bowl victory, Kansas City was host to the 53rd Annual 101 Awards. Chiefs QB Patrick Mahomes was voted as the AFC Offensive Player of the Year while Philadelphia Eagles QB Jalen Hurts was voted NFC Offensive Player of the Year. Chiefs DT Chris Jones was voted to AFC Defensive Player of the Year and rookie RB Isiah Pacheco was voted the Mack Lee Hill Award winner for the most outstanding rookie voted on by his Chiefs teammates.

Just a few weeks after his Super Bowl victory, Kelce hosted Saturday Night Live making him part of a small group of NFL players to be a host. His monologue impressed fans and critics alike and his episode featured cameos from his brother Eagles C Jason Kelce and teammate C Creed Humphrey. He is the only active Chiefs player to ever host SNL.

As the Chiefs continued to relish in their Super Bowl victory, Veach and his staff prepared for the 2023 NFL Combine in Indianapolis while also making free agency moves. The Chiefs signed T Jawaan Taylor, DE Charles Omenihu and S Mike Edwards. Coaching changes were also made as Chiefs quarterbacks coach Matt Nagy was promoted to offensive coordinator and former NFL WR Todd Pinkston was added to the mix as running backs coach. Additional promotions and additions were also announced. On March 21st, the Chiefs signed LB Drue Tranquill through free agency and the city continued to prepare to host the 2023 NFL Draft in April.

Veach and his staff continued free agency by signing WR Richie James and QB Blaine Gabbert. On April 25th, the club announced they had been granted IHMA Rights for Austria and Switzerland, further extending the club's international footprint. On April 28, 2023, Kansas City hosted the 2023 NFL Draft welcoming hundreds of thousands of people to Union Station as the Chiefs once again hoisted the Lombardi Trophy and made a first-round pick. With pick number 31, the Chiefs selected DE Felix Anudike-Uzomah who has

Travis Kelce celebrates Super Bowl LVII win



been a life-long fan of the Chiefs and a Kansas City native. The Chiefs added six additional players to the roster via draft picks. During the Draft festivities, Chiefs Chairman and CEO Clark Hunt announced that former Chiefs KR/WR Dante Hall will be the 2023 inductee into the Chiefs Hall of Fame.

As May began, the Chiefs began to acclimate their rookies with rookie mini-camp. The NFL also announced that the Chiefs would be playing the Miami Dolphins in Frankfurt for the 2023 Germany Game before announcing the rest of the 2023 schedule on May 11th.

On June 4, 2023 the Chiefs mourned the loss of the Hunt family matriarch, Norma Hunt.

“Mom was steadfastly devoted to her family and fiercely passionate about her family’s sports teams. She was by our father Lamar’s side every step of the way – from the merger of the AFL and the NFL to the formation of Major League Soccer, World Championship Tennis, the North American Soccer League, and their founding investment in the Chicago Bulls,” the Hunts said in their statement. “She was the only person we knew who rivaled his love of sports. The two of them found such joy together, whether at home, or in stadium stands around the world.”

Norma attended every Super Bowl and a few months before her passing, watched the team she loved hoist the Lombardi Trophy for the third time in franchise history.

To mark the last day of 2023 OTAs, the team celebrated their Super Bowl LVII victory one more time with the ring ceremony on June 15. The ring encompassed many facets of the team’s history, paying homage to Chiefs Founder, Lamar Hunt, with his quote, “Arrowhead Stadium is my favorite place on Earth.” The ring, made by Jostens, is 16 carats, features a removable top that can convert to a pendant and shines with over 600 diamonds.

The team reported to Missouri Western State University on July 17 to begin their defense of their Super Bowl title.

CHIEFS LOGO HISTORY



An Inspiration



Texans Helmet



1960

During the team's three-year stint as the American Football League's Dallas Texans from 1960-62, the club's helmet logo featured the state of Texas in white with a gold star situated on the club's home base in Dallas. Founder Lamar Hunt "borrowed" that concept from the '52 Dallas Texans, a totally-unrelated NFL franchise that spent one undistinguished season playing in the Lone Star State before resurfacing as the Baltimore Colts in '53.

Prior to the inaugural AFL season in '60, Hunt's Texans were represented by a whirling, spur-clad, 10-gallon-hat-wearing character that was featured on various promotional items. That logo eventually gave way to a more polished football-toting gunslinger set over the state of Texas, a design created by Bob Taylor, a cartoonist for the now-defunct Dallas Times-Herald. Although never part of the club's uniform, Taylor's updated Texans logo adorned everything from the club's stationery to the billboard outside the team's offices.

When the franchise moved to Kansas City in '63, Taylor was commissioned to produce a new logo that remained strikingly similar to his original incarnation. Taylor's new rendition featured a Native American figure running with the same stride and holding the pigskin in the same manner as the gunslinger with the states of Missouri, Kansas, Nebraska, Oklahoma, Iowa and Arkansas serving as his backdrop. This logo was utilized prominently during the '60s and was affixed to the club's Swope Park headquarters on 63rd Street before the club moved to Arrowhead in '72.

A new design for the Chiefs helmet logo was also in order upon the franchise's move to Mid-America. Hunt went back to the drawing board, seeking to give his franchise a logo that would once again provide an easily-recognizable link to its home locale. Hunt's initial sketches, some of which were done on a napkin on a flight from Dallas to Kansas City, began with an interlocking "KC" inside a circle or an oval. That look was eventually refined to feature those intertwined letters inside an arrowhead. The resulting finished product remains one of the most distinctive logos in all of sports and has been proudly utilized by the team for nearly 60 years.



1960-62



Circa 1960s



1963-present

CHIEFS UNIFORM HISTORY

1959 — At one of the initial organizational meetings of the American Football League in late '59 – before the teams even had any players or coaches – the AFL owners choose their team colors. Lamar Hunt desires Columbia Blue and Orange for his Dallas Texans franchise. But before Hunt or any other owner can make a selection, Houston's Bud Adams claims Columbia Blue for his Oilers franchise. Hunt reverts to Red and Gold for the Texans, which remains the primary color scheme for the



Lamar Hunt greets Bud Adams - sporting a "Columbia Blue" blazer - prior to the '62 AFL Championship Game. Hunt would lose the battle for "Columbia Blue," but his Texans would beat the Oilers in double OT for the '62 AFL title.

Chiefs to this day.

1960-62 — The Texans take the field for the AFL's inaugural season in '60 sporting red helmets with gray facemasks. The helmet features the state of Texas in white with a gold star situated on Dallas. Home jerseys are solid red featuring white numerals, white "TV" numerals on the sleeves and white lettering, all trimmed in gold. Road jerseys are white with red numerals, red "TV" numerals on the sleeves and red lettering, all of which are bordered by thin gold trim. Both jerseys are a cloth design, featuring three-quarter sleeves with stitched "tackle twill" numerals and letters. The team wears white pants featuring vertical stripes of red, gold and red. Socks are red on top, white on the bottom with alternating stripes at the calf of white, red, gold, red and white. Although several minor changes are made to the stripe width over the years, the primary sock design remains relatively consistent to the present day.



Texans Helmet



Texans DT Jerry Mays (75) and QB Len Dawson (16) pose along with head coach Hank Stram in '65 sporting the home jerseys the club wore from '60-67. Note the rolled-up sleeves and the barely visible gold trim.

1963-67 — The Texans move to Kansas City in '63. Hunt and Head Coach Hank Stram initially plan on calling the relocated team the "Kansas City Texans." However,

General Manager Jack Steadman wisely convinces the duo to change the franchise's nickname to "Chiefs." The club's uniform remains virtually unchanged, with the exception of the helmet logo. The state of Texas is replaced on the headgear by a design originally sketched by Hunt on a napkin. Hunt's inspiration for the interlocking "KC" design was the "SF" inside of an oval on San Francisco's helmets. Kansas City's overlapping initials appear inside a white arrowhead instead of an oval and are surrounded by a thin black outline. The result is one of the most distinctive helmets in all of football.

1968 — The most dramatic changes to the Chiefs uniform come in '68. Head Coach Hank Stram prefers more red in the club's road attire and orders red pants to go with the team's white road jerseys. Stram asserts that the red pants will match the red numerals on the white road jerseys. While Stram's fashion sense is never in question, some in the organization theorize that the superstitious Stram really wants to part ways with the white pants because the club lost Super Bowl I while wearing them. No matter the logic, the white pants are not seen again during the Stram era. The club's new red pants feature alternating vertical stripes of white, red, gold, red and white and are paired with predominantly white socks that feature striping of red, gold and red at the calf. Alterations are also made to the club's jerseys at this time. Sleeves are shortened from three-quarter length to their present-day short-sleeve status. Stripes are also introduced on the bottom of the sleeves, where they still reside. Red jerseys feature white, gold and white stripes on the sleeves, while the club's white jerseys receive red, gold and red stripes.

1969 — Following a victory in the AFL Championship Game, Stram orders new red jerseys to be worn in Super Bowl IV and they are delivered just days before the game. Stram also directs Equipment Manager Bobby Yarborough to have all the helmets repainted before the Super Bowl but relents after players insist on wearing their "battle-scarred" headgear. The "AFL-10" patch worn on the left shoulder of Kansas City's jerseys in Super Bowl IV is the collaborative effort of AFL President Milt Woodard and longtime AFL fan Angelo Coniglio. During the entire '69 season, all NFL teams wear an "NFL-50" patch which commemorates the NFL's 50th Anniversary season. At the suggestion of Coniglio, Woodard counters by designing and implementing a patch of his own to celebrate the 10-year existence of the AFL, which is proudly worn by the Chiefs on behalf of the entire AFL in their 23-7 victory vs. Minnesota (1/11/70).



AFL-10 Patch

1970 — Following Super Bowl IV, the team's cloth jerseys dating back to the franchise's days in Dallas give way to a more breathable mesh fabric. Heat-transfer numerals and letters replace sewn-on "tackle twill" characters. The style of the numerals and letters changes slightly. The characters decrease in size, while the gold trim around both the numerals and letters expands to become more

visible. Jersey numerals remain this size before eventually returning to larger proportions in the early '80s.



DT Buck Buchanan displays the club's road uniform of the '70s. Note the white facemask, red pants and heat-transfer numerals.

1974 — The club's facemask changes from gray to white. A change in manufacturers results in a slightly smaller arrowhead logo on the helmet with a thicker black border compared to the design of the '60s.

1979-80 — During the Marv Levy era, the club experiments with white jerseys and red pants at home. Several other NFL teams - most notably Dallas - had adopted the practice of wearing white at home. The fact that Lamar Hunt's hometown team had popularized the practice may have led the Chiefs Founder to depart from the club's traditional home uniform configuration. However, the trial is short-lived and by '81, the club reverts back to its traditional red jersey, white pants arrangement at Arrowhead.



QB Steve Fuller was part of a Chiefs squad that wore white jerseys at home for a brief stretch during the Marv Levy era.

1983 — The Chiefs wear a circular patch on their left upper chest bearing a gold eagle and the number 37 in memory of RB Joe Delaney who drowned on June 29th in Monroe, La., after trying to save the lives of three youngsters.



Joe Delaney Patch



Silver Anniversary Patch

1984 — The original eight American Football League teams all wear circular "Silver Anniversary" patches on the upper left chest of their jerseys commemorating the 25th anniversary of the AFL and their respective franchises. Kansas City's patch features the Chiefs helmet and the AFL logo.

1989 — The arrival of Head Coach Marty Schottenheimer signals the club's most dramatic uniform change in over 20 years. Schottenheimer asks and receives permission from Hunt to revert back to white pants on the road, a "white-on-white" look that had not been utilized by the Chiefs since '67. White belts also return to the club's pants after using red belts at various periods of the '70s and '80s. Kansas City reintroduces the white pants at Denver (9/10/89) and maintains this look on the road through the '99 season.

1991 — A sticker bearing the American Flag adorns the back of all NFL helmets to honor troops fighting in the Gulf War. The NFL Shield

becomes a standard part of all NFL uniforms, appearing on the back of helmets, on the "v" of jerseys and on the left hip of pants.

1992 — The club wears a black panel with the white initials "WWD" on the upper left chest of its jersey in memory of Director of Player Personnel Whitey Dovell, who passed away on May 11th. The team also paints the number "86" on the field at Arrowhead Stadium to honor the memory of Hall of Fame DT Buck Buchanan, who passed away on July 16th.



WWD Patch

1994 — Solid fabric jerseys complete with "fackle twill" numerals and letters return, taking the place of mesh jerseys and heat-transfer characters. All NFL teams wear "NFL Diamond Anniversary" patches on their left upper chest in honor of the league's 75th season. The Chiefs



75th Anniversary Patch



35th Anniversary Patch

also wear a "35th Anniversary" patch on their right upper chest in celebration of the franchise's 35th season. The patch features the AFL, Texans and Chiefs logos. It marks the first time in team history the club has worn two different patches in the same season. Kansas City also wears "Throwback" uniforms - replicas of the club's '63 attire - for games at Atlanta (9/18/94) and vs. St. Louis (9/25/94).



RB Marcus Allen (32), DE Neil Smith (90), T John Alt (76), QB Joe Montana (19) and LB Derrick Thomas (58) represented the Chiefs in the Pro Bowl following the '93 season. These '94 jerseys were the first uniforms in team history to feature a pair of commemorative patches. Note that Smith, Alt

and Thomas have made their own "fashion statements" by rolling up their sleeves. Three members of this quintet (Allen, Montana and Thomas) are in the Pro Football Hall of Fame, while Alt and Smith are all enshrined in the Chiefs Hall of Fame.

1999 — The club wears a "40th Anniversary" patch in honor of the franchise's 40th season. The patch features the AFL and Chiefs logos.



40th Anniversary Patch

2000 — The Chiefs wear a circular sticker bearing the number “58” on the back of their helmets in memory of LB Derrick Thomas, who passed away on February 8th. Ever mindful of Stram’s legacy and the franchise’s glory days, Head Coach Gunther Cunningham receives Hunt’s blessing to revert back to the red pants on the road. The resurrected red pants debut in a 23-22 win at Denver (9/24/00) and remain part of the club’s road attire.



58 Sticker

2006 — The Chiefs wear white jerseys and white pants on opening day vs. Cincinnati (9/10/06) in an effort to make the Bengals wear their dark uniforms on a potentially hot and muggy day. It marks the first time that even Founder Lamar Hunt can recall the club wearing the white-on-white uniform combination at home. The most recent time the club had dressed in such attire was in a road contest at Seattle (12/26/99). It was also the first time that the Chiefs had donned white jerseys at home since '80. While the premise is sound, the weather conditions aren't a factor in the contest with a kickoff temperature of 67 degrees under cloudy skies.

After the passing of Hunt on December 13th, the Chiefs utilize a helmet decal for the remainder of the season bearing the initials “LH” to honor the franchise’s Founder. Kansas City first wears the helmet decal at San Diego (12/17/06). The club also reverts to the white jersey/white pants combination for its final two regular season road games and its postseason contest at Indianapolis (1/6/07). The move is in part to honor Hunt, who appreciated the “classic” look of that uniform combination.



Lamar Hunt Sticker



U.S. Flag Sticker

2001 — A sticker bearing the American Flag returns to the back of all NFL helmets following the terrorist attacks of September 11th. The flag reappears on Chiefs helmets vs. the N.Y. Giants (9/23/01) and remains there to this day.

2002 — The Chiefs wear a “40th Anniversary in Kansas City” patch vs. Oakland (10/27/02), commemorating the franchise’s 40th season in Mid-America. “The Scout” - Kansas City’s most recognizable civic icon - is prominently featured on the patch along with Kansas City’s downtown skyline. The NFL Equipment Shield replaces the NFL Shield on jerseys and pants.



40th Anniversary in KC Patch



Lamar Hunt Patch

2007 — Clark Hunt commissions a patch that the Chiefs wore on their uniforms in 2007 to honor his father’s memory. The design of the patch is historically significant. The patch prominently features the American Football League logo to serve as a reminder of Hunt’s formation of the AFL and the lasting impact the American Football League has made on the game of professional

football. True to Hunt’s humble spirit, the letters “LH” are subtly displayed on the patch, symbolizing the fact that the Chiefs Founder always put the best interests of the league ahead of his own. The patch is affixed on the left chest of both Kansas City’s home and away jerseys, meaning this piece of woven symbolism will always be over the heart of every Chiefs player. Beginning with a game vs. San Diego (12/2/07), the Chiefs and other NFL teams wear a number 21 decal on their helmets for the final five games of the season to honor Washington S Sean Taylor. Taylor, who was coming off a Pro Bowl season in 2006 was killed in his home in Miami on November 26th.



Pat Tillman Sticker

2005 — The Chiefs wear a circular sticker on their helmets all season bearing the initials “HS” in honor of Hall of Fame Head Coach Hank Stram who passed away on July 4th. Stram compiled a 124-76-10 regular season record as the head coach of the Dallas Texans and the Kansas City Chiefs from '60-74. He guided the franchise to four AFL titles, two Super Bowl appearances and a victory in Super Bowl IV. One of the most distinguished gentlemen



Hank Stram Sticker



Fútbol Americano Sticker

and unique personalities in pro football history, Stram’s legacy was remembered all season with the “HS” decal. All NFL teams wear a “Fútbol Americano” decal on their helmets on the weekend of October 2nd to mark the NFL’s first regular season game played outside of the United States. Arizona defeated San Francisco by a 31-14 margin in that contest played at Mexico City’s Estadio Azteca.



Gene Upshaw Sticker

2008 — On January 31st, Clark Hunt announces that the Lamar Hunt patch will become a permanent part of the Chiefs uniform, beginning with the 2008 NFL season. All NFL teams wear a patch to honor the late Hall of Fame G Gene Upshaw on Kickoff Weekend. The former Executive Director of the NFL Players Association passed away on August 20th. Beginning with the Chiefs contest the following week vs. Oakland (9/14/08), a decal bearing Upshaw’s initials is worn on all helmets for the remainder of the season.



Sean Taylor Sticker



50th Anniversary Patch

2009 — On April 14th, the Chiefs unveil their “50th Anniversary” patch that was worn on the club’s jerseys for 13 games in 2009. The patch features a gold 50, as well as a Chiefs logo and an outline of the State of Texas, representing the only two logos that have ever appeared on the franchise’s helmets. Kansas City wears replicas of the club’s ‘62 Dallas Texans attire for AFL Legacy Games vs. Dallas (10/11/09), vs. San Diego (10/25/09) and at Oakland (11/15/09). The look is completed with replica Texans helmets that feature gray facemasks and a Texas-shaped decal with a gold star on Dallas. Jerseys for these three AFL Rivalry games feature a special “AFL 50th Anniversary” patch, featuring the original American Football League logo.



AFL 50th Anniversary Patch

2012 — On April 3rd, Nike became the National Football League’s exclusive maker of licensed on-field apparel. With the transition to Nike, the club made a few changes to the looks of the traditional Chiefs uniforms. The numbers on the new uniforms moved from the jersey sleeve to the top of the shoulder while the traditional stripe on the sleeve increased in thickness.

2013 — As a sign of new energy at Arrowhead Stadium, Head Coach Andy Reid receives permission from Chairman and CEO Clark Hunt to have the team wear red pants with its home red tops in the 2013 home opener against Dallas (9/15/13). It marks the first time in franchise history that the team wore the red-on-red uniform combination. For the team’s postseason game at Indianapolis (1/4/14), the Chiefs captains donned “C” patches on their jerseys.



Captain's Patch



RED-ON-RED UNIFORM HISTORY

| Date | Opponent | Result |
|----------|-------------------|----------|
| 9/15/13 | vs. Dallas | W, 17-16 |
| 9/29/14 | vs. New England | W, 41-14 |
| 11/30/14 | vs. Denver | L, 29-16 |
| 9/17/15 | vs. Denver | L, 31-24 |
| 12/8/16 | vs. Oakland | W, 21-13 |
| 10/19/17 | @ Oakland | L, 31-30 |
| 12/16/17 | vs. L.A. Chargers | W, 30-13 |
| 10/21/18 | vs. Cincinnati | W, 45-10 |
| 12/23/18 | vs. L.A. Chargers | L, 28-29 |
| 10/6/19 | vs. Indianapolis | L, 19-13 |
| 12/6/20 | vs. Denver | W, 22-16 |
| 10/10/21 | vs. Buffalo | L, 38-20 |

2015 — For the team’s final four regular season games, the Chiefs wore white jerseys with white pants and red socks for the first time since 1994. It was the first time the team wore white pants and white jerseys in the regular season since Week 10 in 2012. The Chiefs also brought back the “C” patches for the two postseason games, following the tradition established in the 2013 postseason.



60th Season Helmet Sticker

2019 — In honor of the club’s 60th season, the franchise introduced a special 60th season logo that was featured prominently in the team’s branding, as well as a helmet sticker throughout the entire year. The logo features a combination of the Lamar Hunt patch, “60 seasons” text, the traditional arrowhead “KC” logo, along with six stars, each representing a decade of Chiefs football. The 2019 campaign also marked the NFL’s centennial season, and the league replaced the standard NFL shield on jersey collars with a metallic/reflective NFL100 logo. The league also replaced NFL shield stickers on the back of helmets with NFL100 stickers. On November 3, as the Chiefs took on the Minnesota Vikings at Arrowhead Stadium, the Chiefs replaced their traditional white facemasks in favor of gray facemasks as a tribute to the club’s victory over the Minnesota Vikings in Super Bowl IV and in celebration of the club’s 60th season. The team’s helmets featured gray facemasks from 1960 until the change to white facemasks in 1974.



NFL100 Jersey Collar and Helmet Sticker



Gray Facemasks



Social Justice Decals

2020 — In response to an unprecedented offseason and to honor the historic social justice movement and community engagement of NFL players and clubs, all NFL players, coaches and officials were given the opportunity to honor victims of systemic racism, victims of police brutality, as well as social justice heroes with helmet stickers and patches. More than 1,400 players and 300 coaches and officials, including dozens of Chiefs players and coaches, selected names or phrases to participate. Players also had the opportunity to wear warmup t-shirts with the unifying messages “Injustice Against One of Us, Is Injustice Against All of Us” and “END RACISM.”

2021 — For the December 16 game (Week 15) the Chiefs wore white-on-white uniforms with gray facemasks in their overtime win at Los Angeles versus the Chargers. The team’s helmets featured gray facemasks from 1960 until the change to white facemasks in 1974. It is believed the last time Kansas City wore white on white with gray facemasks was Week 16 (12/17/67) at Denver in 1967.



Rare Combination of White on White Uniforms with Gray Facemasks

2022 - The Chiefs honored former Chiefs and Hall of Fame QB Len Dawson by wearing a number 16 helmet decal after Dawson passed before the Chiefs preseason game against the Packers (8/25/22). Chiefs QB Patrick Mahomes and the team opened the preseason game with Dawson's signature choir huddle as a tribute. The team wore the number 16 decal for the remainder of the 2022 season. In Weeks 4 and 5 of the 2022 season, the NFL set in motion an initiative to celebrate the growing number of nationalities and cultures that are included in the NFL. Players and coaches were able to select a helmet decal to represent the country or territory's flag that holds meaning to them or their heritage. Over 200 players, coaches and executives participated, including five Chiefs players: George Karlaftis (Greece), Derrick Nnadi (Nigeria), JuJu Smith-Schuster (Somoa), Prince Tega Wanogho (Nigeria) and Joshua Williams (St. Kitts & Nevis). Many Chiefs players joined in throughout the remainder of the season to represent their heritage.



Helmet decal honoring late former Chiefs QB Len Dawson and flag to honor player heritage.

ORIGIN OF THE TERM “SUPER BOWL”

Lamar Hunt left an indelible mark on professional football. While Hunt made many lasting contributions to the game, part of his legacy will be his “accidental” naming of pro football’s most important contest, the Super Bowl. As the story has been told and retold over the years, some of the facts have gotten lost along the way. Here are some of the most important elements of the tale in how the Super Bowl got its name...

- After the AFL-NFL merger was announced in June of 1966, Commissioner Pete Rozelle appointed a committee consisting of himself, Lamar Hunt (Kansas City), Tex Schramm (Dallas) and two other owners from each league (AFL & NFL) to firm up the details of the merger agreement.



Pete Rozelle and Lamar Hunt both played pivotal roles in shaping professional football.

- At one of those initial merger meetings, there was a discussion about the date of the game. As the committee discussed the championship game (which ultimately became referenced as the Super Bowl), there was some confusion on whether the parties were discussing the respective AFL and NFL title games or the game between the two leagues. It was then that Hunt first recalled saying, “You know, the last game, the final game . . . the Super Bowl!”
- The “inspiration” for Hunt’s whimsical suggestion was the high-bouncing “Super Ball” produced by the Wham-O company. Lamar’s wife, Norma, had previously purchased one for each of the Hunt children (Lamar, Jr., Clark and Sharron) and the toy had become somewhat of a craze in the Hunt household and many other homes across the country.
- Hunt was later quoted as saying, “Nobody ever said let’s make that the name of the game. Far from it, we all agreed it was far too corny to be the name of the new title game.”
- In a letter from Hunt to Rozelle on July 25, 1966, Hunt urged the commissioner to “coin a phrase” for the title game between the two leagues. In the letter, Hunt said, “I have kiddingly called it the Super Bowl, which can obviously be improved upon.”
- Rozelle agreed with Hunt’s suggestion since he had a particular disdain for the term “super.” According to longtime NFL executive Don Weiss, Rozelle was a former PR man who had a keen appreciation of grammar. In Rozelle’s book, “super”

was the equivalent of “gee whiz” or “neat.” He believed that the term “Super Bowl” had no sophistication whatsoever.

- Rozelle was initially inclined to call the game the “Pro Bowl,” but that moniker was already assigned to the NFL’s annual all-star contest.
- In the years leading up to the merger, many members of the media had billed a possible championship match-up between the two rival leagues as a “World Series of Football,” but Rozelle clearly did not want to have his game associated with baseball.
- After much consternation and debate, Rozelle eventually dubbed the title contest between the two leagues as “The AFL-NFL World Championship Game.” However, Hunt’s whimsical, off-the-cuff comment had taken root. In the weeks leading up to the game, headline writers had already adapted Hunt’s two-word title over the much more verbose official moniker for the game. The TV networks billed the game as “Super Sunday” and even NFL Films tagged their film reels as being designated for the “Super Bowl!”
- After the first two “AFL-NFL World Championship Games,” the term “Super Bowl” was officially adopted by Commissioner Rozelle and the NFL. The first game to officially be designated as the Super Bowl at the time it was played was Super Bowl III between the AFL’s Jets and the NFL’s Colts. The first two championship games were retroactively named Super Bowls I & II.



Hank Stram and Vince Lombardi exchange pleasantries prior to Super Bowl I.

Note: Information and accounts from various sources were used in this synopsis, including an article from the Super Bowl XL game program by Michael MacCambridge entitled: “The Start of Something Super.”

SUPER BALLS WITH SUPER BOWL CHAMPS

The influence of Lamar Hunt on the naming of the Super Bowl took center stage in December, 2022 as Peyton Manning and the crew of ESPN's mini-show "Peyton's Places" joined Chiefs QB Patrick Mahomes, Chairman and CEO Clark Hunt, Head Coach Andy Reid and former Chiefs Offensive Coordinator Eric Bieniemy to bring the story to life.



Chiefs Chairman and CEO Clark Hunt, Chiefs QB Patrick Mahomes and PFHOF Peyton Manning filming ESPN's Peyton's Places in the Hunt family stadium apartment.

The jovial episode aired on December 24, 2022, and featured the show's host and PFHOF Peyton Manning. Mahomes and Manning were seen throwing the Super Balls that inspired the name of the Super Bowl off of the top of GEHA Field at Arrowhead Stadium, testing their bouncing ability and jokingly hitting Reid and Bieniemy's golf cart. Bieniemy remarked, "Are those some teenage pranksters?" To which Reid replied with a smile, "That's our franchise quarterback and a 46-year-old retiree," before driving away from the shenanigans of Mahomes and Manning.



Chiefs Head Coach Andy Reid and former Chiefs Offensive Coordinator Eric Bieniemy filming Peyton's Places in June of 2022. The two playfully joked with Mahomes and Manning.

The two quarterbacks then upped the ante by dropping 10,000 Super Balls from a helicopter and igniting a cacophony of bouncing and fun.


The Christmas themed episode also featured Chiefs Chairman and CEO Clark Hunt who helped retell the story of his father's legacy of naming the Super Bowl as Hunt, Mahomes and Manning gathered around the Christmas tree in Hunt's stadium



The episode featured a helicopter dumping 10,000 Super Balls while hovering over GEHA Field at Arrowhead Stadium.

apartment, all three sporting Christmas sweaters and poking fun at one another. Hunt recalled him and his siblings being gifted the popular '60s toy at Christmas and attempting to bounce them over the house.

You can stream this episode of Peyton's Places on ESPN+.



Mahomes and Manning pose in front of GEHA Field at Arrowhead Stadium with Super Balls.

2023 NFL DRAFT IN KANSAS CITY

NATIONAL ATTENTION

Over the last weekend in April, the NFL took the 2023 Draft to Kansas City. In conjunction with the NFL, the Kansas City Chiefs, Union Station, Visit KC, the Kansas City Sports Commission and local event partners were proud to welcome the 2023 NFL Draft to Kansas City's historic Union Station, the National WWI Museum and Memorial and the downtown Kansas City area. The main stage sat in front of Union Station and was the largest stage built for any NFL Draft to date. The NFL Draft Experience took place on the south side of the National WWI Museum and Memorial, featuring interactive exhibits, autograph sessions, photo opportunities with the Vince Lombardi Trophy and more.



According to the NFL, the 2023 Draft footprint was roughly 3.1 million square feet. The area contained 7.5 miles of temporary fence lines and 1.5 miles of concrete barrier. It took more than 500 semi-trailer loads to transport all the gear, which included 168 loudspeakers and subwoofer enclosures, 10,018 square feet of screens and 1,433 LED panels. This was the largest footprint to date for an NFL Draft.

During the three-day event, 312,000 fans were in attendance -- the second-biggest crowd in NFL Draft history. On top of the hundreds of thousands of fans watching in person, there were 54 million viewers across the three platforms that were broadcasting the 2023 NFL Draft -- ABC, ESPN and NFL Network. Viewership was up 13% from the previous year's Draft on the first night with approximately 11.29 million viewers tuning in at home.

Since taking the Draft to football cities, the NFL has also engaged with the local community. According to Director, NFL Environmental Program Jack Groh, the League's four community greening projects that took place in Kansas City around the Draft were the most amount of projects they have done in a host city to date. On top of the community greening projects, the League hosted a plethora of other community events from character-building initiatives to youth football events and food distribution. The NFL aimed to leave a lasting, positive legacy in Kansas City and throughout the state of Missouri.

CHIEFS FLARE

As reigning Super Bowl champions, the Chiefs got the unique distinction of being able to continue their victory celebration while hosting the NFL Draft. Since the Draft became a traveling event in 2015, no host city was able to showcase the Lombardi Trophy the home team won only a couple of months before. Kansas City became the first, hence getting the privilege to bring in a couple of stars to bask in the glory.

To help NFL Commissioner Roger Goodell kick off the 2023 NFL Draft, comedian Heidi Gardner and actor Eric Stonestreet -- both Kansas City natives and life-long Chiefs fans -- stepped to the podium to address the crowd. Gardner and Stonestreet were then followed by franchise QB Patrick Mahomes, TE Travis Kelce and the Lombardi Trophy. Chiefs legends Dante Hall and Will Shields were also a part of the opening festivities. Later in the night, Chiefs Chairman and CEO Clark Hunt brought the Lombardi out for one last good measure to announce the club's first-round pick, DE Felix Anudike-Uzomah. Ironically, Anudike-Uzomah grew up in Kansas City, played collegiately at Kansas State and has been a die-hard Chiefs fan his entire life.

CHIEFS KINGDOM EXPERIENCE

Uniquely positioned with a view of the NFL Draft Theater that was built in front of the iconic Union Station, the Chiefs Kingdom Experience offered fans the chance to explore Kansas City's rich football culture, while also offering immersive experiences. The largest on-site, club-sponsored Draft activation

in NFL history, the space had a distinct Chiefs feel, with flags recreating the architectural styling of GEHA Field at Arrowhead Stadium and experiences that brought gameday to life for fans throughout the weekend.



Chiefs Kingdom Experience Opportunities Included:

- Tunnel Run-Out
- "Kingdom Cruiser"
- Custom Air Freshener Giveaway
- Photo Opportunities
- Stake Your Claim to the Kingdom
- Kingdom Pillars
- Chiefs Brand Asset Programming

2023 NFL DRAFT IN KANSAS CITY

The Chiefs had a handful of friends help announce the club's draftees to the world. As previously mentioned, Eric Stonestreet was in attendance and was on stage to announce a pick on the third day. The first -- and only -- father-son duo both to be selected in the first round by the same team, Chiefs Legends Ed and Brad Budde, also announced a selection for the team. Other announcers included: Influencer James Droz, City Year Reps Nicole Matos and Madison Wilson, Chiefs German Fan Pascal Lippert and Chiefs Season Ticket Members the Deghand's Family.

The club was also able to invite other local partners to take part in larger League initiatives surrounding the NFL Draft such as handing out hats to draftees before they walked out on stage and assisting Commissioner Goodell on stage when he was announcing a pick. Some of those partners included: Chiefs High School Girls FLAG student-athletes Anneliese Murphy (Leavenworth High School), Bethany Uribe (North Kansas City High School) and Cora Westbrook (Lee Summit West HS) along with high school student-athletes Mac Armstrong (Bishop Miege), Kendrick Bell (Park Hill), Mikey Bergeron (Mill Valley), Chandavian Bradley (Platte County), Isaiah Coppage (Bishop Miege), Melvin Laster (Liberty North), Joshua Manning (Lee's Summit), Logan Reichert (Raytown) and Dirac Tsafack (Center).

LOCAL IMPACT

Kansas City had never held a sports-related event that attracted as many as 100,000 spectators, much less one that would average that figure over a three-day period. The 2023 NFL Draft brought thousands of football fans across the country -- and across the world -- to the epicenter of Chiefs Kingdom. There was no surprise at the comments made about Kansas Citians' hospitality. NFL spokesman Brian McCarthy said in a statement:


"The sights and smells of the Kansas City Draft will forever be remembered by the fans in attendance, but also by those of us in the league office who are so thankful to the members of the local community for their hard work and hospitality. The success of the 2023 Draft was a testament to the collaboration and cooperation of thousands of people, led by the Chiefs, Kathy Nelson and the Kansas City Sports Commission, sponsors and local law enforcement officials and organizers. Kansas City took advantage of what has become one of the most-anticipated events of the year and the most-watched sporting event of the week and showcased not only its planning capabilities, but its people and passion."



HEAD COACHING HISTORY



Andy Reid
 Hired: January 4, 2013
 Chiefs Head Coach: 11th Season
 NFL Head Coach: 25th Season
 Chiefs Reg. Season Record: 117-45 (.722)
 Chiefs Postseason Record: 12-7 (.632)
 NFL Reg. Season Record: 247-138-1 (.641)
 NFL Postseason Record: 22-16 (.579)
 Total NFL Record: 269-154-1 (.636)



Hank Stram
 1960-74
 124-76-10 (.614)



Paul Wiggin
 1975-77
 11-24-0 (.314)



Tom Bettis
 1977
 1-6-0 (.143)



Marv Levy
 1978-82
 31-42-0 (.425)



John Mackovic
 1983-86
 30-34-0 (.469)



Frank Gansz
 1987-88
 8-22-1 (.274)



Marty Schottenheimer
 1989-98
 101-58-1 (.634)



Gunther Cunningham
 1999-00
 16-16-0 (.500)



Dick Vermeil
 2001-05
 44-36-0 (.550)



Herm Edwards
 2006-08
 15-33-0 (.313)



Todd Haley
 2009-11
 19-26-0 (.422)



Romeo Crennel
 2011-2012
 4-15-0 (.210)

ALL-TIME REVIEW

YEAR-BY-YEAR RESULTS

| Year | Rec. | Head Coach | Division Finish | Year | Rec. | Head Coach | Division Finish |
|-------------|-------------|----------------------------------------|------------------------|-------------|-------------|-------------------------------------------|------------------------|
| 1960 | 8-6 | Hank Stram | 2nd AFL West | 1992 | 10-6 | Marty Schottenheimer | 2nd AFC West |
| 1961 | 6-8 | Hank Stram | 2nd AFL West | 1993 | 11-5 | Marty Schottenheimer | 1st AFC West |
| 1962 | 11-3 | Hank Stram | 1st AFL West | 1994 | 9-7 | Marty Schottenheimer | 2nd AFC West |
| 1963 | 5-7-2 | Hank Stram | 3rd AFL West | 1995 | 13-3 | Marty Schottenheimer | 1st AFC West |
| 1964 | 7-7 | Hank Stram | 2nd AFL West | 1996 | 9-7 | Marty Schottenheimer | 2nd AFC West |
| 1965 | 7-5-2 | Hank Stram | 3rd AFL West | 1997 | 13-3 | Marty Schottenheimer | 1st AFC West |
| 1966 | 11-2-1 | Hank Stram | 1st AFL West | 1998 | 7-9 | Marty Schottenheimer | 4th AFC West |
| 1967 | 9-5 | Hank Stram | 2nd AFL West | 1999 | 9-7 | Gunther Cunningham | 2nd AFC West |
| 1968 | 12-2 | Hank Stram | 1st AFL West | 2000 | 7-9 | Gunther Cunningham | 3rd AFC West |
| 1969 | 11-3 | Hank Stram | 2nd AFL West | 2001 | 6-10 | Dick Vermeil | 4th AFC West |
| 1970 | 7-5-2 | Hank Stram | 2nd AFC West | 2002 | 8-8 | Dick Vermeil | 4th AFC West |
| 1971 | 10-3-1 | Hank Stram | 1st AFC West | 2003 | 13-3 | Dick Vermeil | 1st AFC West |
| 1972 | 8-6 | Hank Stram | 2nd AFC West | 2004 | 7-9 | Dick Vermeil | 3rd AFC West |
| 1973 | 7-5-2 | Hank Stram | 2nd AFC West | 2005 | 10-6 | Dick Vermeil | 2nd AFC West |
| 1974 | 5-9 | Hank Stram | 3rd AFC West | 2006 | 9-7 | Herm Edwards | 2nd AFC West |
| 1975 | 5-9 | Paul Wiggin | 3rd AFC West | 2007 | 4-12 | Herm Edwards | 3rd AFC West |
| 1976 | 5-9 | Paul Wiggin | 4th AFC West | 2008 | 2-14 | Herm Edwards | 4th AFC West |
| 1977 | 2-12 | Paul Wiggin (1-6) Tom Bettis (1-6)* | 5th AFC West | 2009 | 4-12 | Todd Haley | 4th AFC West |
| 1978 | 4-12 | Marv Levy | 5th AFC West | 2010 | 10-6 | Todd Haley | 1st AFC West |
| 1979 | 7-9 | Marv Levy | 5th AFC West | 2011 | 7-9 | Todd Haley (5-8) Romeo Crennel (2-1)** | 4th AFC West |
| 1980 | 8-8 | Marv Levy | 3rd AFC West | 2012 | 2-14 | Romeo Crennel | 4th AFC West |
| 1981 | 9-7 | Marv Levy | 3rd AFC West | 2013 | 11-5 | Andy Reid | 2nd AFC West |
| 1982 | 3-6 | Marv Levy | 4th AFC West | 2014 | 9-7 | Andy Reid | 2nd AFC West |
| 1983 | 6-10 | John Mackovic | 5th AFC West | 2015 | 11-5 | Andy Reid | 2nd AFC West |
| 1984 | 8-8 | John Mackovic | 4th AFC West | 2016 | 12-4 | Andy Reid | 1st AFC West |
| 1985 | 6-10 | John Mackovic | 5th AFC West | 2017 | 10-6 | Andy Reid | 1st AFC West |
| 1986 | 10-6 | John Mackovic | 2nd AFC West | 2018 | 12-4 | Andy Reid | 1st AFC West |
| 1987 | 4-11 | Frank Gansz | 5th AFC West | 2019 | 12-4 | Andy Reid | 1st AFC West |
| 1988 | 4-11-1 | Frank Gansz | 5th AFC West | 2020 | 14-2 | Andy Reid | 1st AFC West |
| 1989 | 8-7-1 | Marty Schottenheimer | 2nd AFC West | 2021 | 12-5 | Andy Reid | 1st AFC West |
| 1990 | 11-5 | Marty Schottenheimer | 2nd AFC West | 2022 | 14-3 | Andy Reid | 1st AFC West |
| 1991 | 10-6 | Marty Schottenheimer | 2nd AFC West | | | | |

*Bettis replaced Wiggin after seven games in '77.

**Crennel replaced Haley after 13 games in '11.



LEAGUE STANDINGS



AMERICAN FOOTBALL CONFERENCE

| West Division | | | | |
|----------------|----|----|------|------|
| W | L | T | Pct. | |
| Kansas City | 14 | 3 | 0 | .824 |
| L.A. Chargers† | 10 | 7 | 0 | .588 |
| Las Vegas | 6 | 11 | 0 | .353 |
| Denver | 5 | 12 | 0 | .294 |
| North Division | | | | |
| W | L | T | Pct. | |
| Cincinnati | 12 | 4 | 0 | .750 |
| Baltimore† | 10 | 7 | 0 | .588 |
| Pittsburgh | 9 | 8 | 0 | .529 |
| Cleveland | 7 | 10 | 0 | .412 |
| East Division | | | | |
| W | L | T | Pct. | |
| Buffalo | 13 | 3 | 0 | .813 |
| Miami† | 9 | 8 | 0 | .529 |
| New England | 8 | 9 | 0 | .471 |
| N.Y. Jets | 7 | 10 | 0 | .412 |
| South Division | | | | |
| W | L | T | Pct. | |
| Jacksonville | 9 | 8 | 0 | .529 |
| Tennessee | 7 | 10 | 0 | .412 |
| Indianapolis | 4 | 12 | 1 | .265 |
| Houston | 3 | 13 | 1 | .206 |



NATIONAL FOOTBALL CONFERENCE

| West Division | | | | |
|----------------|----|----|------|------|
| W | L | T | Pct. | |
| San Francisco | 13 | 4 | 0 | .765 |
| Seattle† | 9 | 8 | 0 | .529 |
| L.A. Rams | 5 | 12 | 0 | .294 |
| Arizona | 4 | 13 | 0 | .235 |
| North Division | | | | |
| W | L | T | Pct. | |
| Minnesota | 13 | 4 | 0 | .765 |
| Detroit | 9 | 8 | 0 | .529 |
| Green Bay | 8 | 9 | 0 | .471 |
| Chicago | 3 | 14 | 0 | .176 |
| East Division | | | | |
| W | L | T | Pct. | |
| Philadelphia | 14 | 3 | 0 | .824 |
| Dallas† | 12 | 5 | 0 | .706 |
| N.Y. Giants† | 9 | 7 | 1 | .559 |
| Washington | 8 | 8 | 1 | .500 |
| South Division | | | | |
| W | L | T | Pct. | |
| Tampa Bay | 8 | 9 | 0 | .471 |
| Carolina | 7 | 10 | 0 | .412 |
| New Orleans | 7 | 10 | 0 | .412 |
| Atlanta | 7 | 10 | 0 | .412 |

AFC Championship: Kansas City 23, Cincinnati 20

NFC Championship: Philadelphia 31, San Francisco 7

Super Bowl LVII: Kansas City 38, Philadelphia 35

REGULAR STARTERS

| OFFENSE | | DEFENSE | |
|-----------|--------------------------|------------|--------------------|
| WR | Mecole Hardman | LE | George Karlaftis |
| LT | Orlando Brown Jr. | DT | Derrick Nnadi |
| LG | Joe Thuney | DE | Chris Jones |
| C | Creed Humphrey | RE | Frank Clark |
| RG | Trey Smith | LB | Leo Chenal |
| RT | Andrew Wylie | LB | Nick Bolton |
| TE | Travis Kelce | LB | Willie Gay |
| WR | JuJu Smith-Schuster | LCB | Trent McDuffie |
| WR | Marquez Valdes-Scantling | RCB | L'Jarius Sneed |
| QB | Patrick Mahomes | CB | Jaylen Watson |
| RB | Isiah Pacheco | SS | Justin Reid |
| K | Harrison Butker | FS | Juan Thornhill |
| | | P | Tommy Townsend |

PRO BOWLERS IN BOLD

TEAM STATISTICS

| | CHIEFS | OPP. |
|------------------------|---------|---------|
| TOTAL FIRST DOWNS | 408 | 337 |
| Rushing | 105 | 102 |
| Passing | 272 | 207 |
| Penalty | 31 | 28 |
| 3rd Down: Made/Att | 94/193 | 85/222 |
| 3rd Down Pct. | 48.7 | 38.3 |
| 4th Down: Made/Att | 9/12 | 20/35 |
| 4th Down Pct. | 75.0 | 57.1 |
| TOTAL NET YARDS | 7032 | 5579 |
| Avg. Per Game | 413.6 | 328.2 |
| Total Plays | 1094 | 1093 |
| Avg. Per Play | 6.4 | 5.1 |
| NET YARDS RUSHING | 1970 | 1823 |
| Avg. Per Game | 115.9 | 107.2 |
| Total Rushes | 417 | 419 |
| NET YARDS PASSING | 5062 | 3756 |
| Avg. Per Game | 297.8 | 220.9 |
| Sacked/Yards Lost | 26/188 | 55/388 |
| Gross Yards | 5250 | 4144 |
| Att./Completions | 651/435 | 619/408 |
| Completion Pct. | 66.8 | 65.9 |
| Had Intercepted | 12 | 11 |
| PUNTS/AVERAGE | 53/50.4 | 68/47.6 |
| NET PUNTING AVG. | 53/45.6 | 68/42.9 |
| PENALTIES/YARDS | 87/838 | 98/734 |
| FUMBLES/BALL LOST | 21/11 | 16/9 |
| TOUCHDOWNS | 61 | 43 |
| Rushing/Passing | 18/41 | 10/33 |
| Defensive/Kicking Game | 2 | 0 |
| TIME OF POSSESSION | 29:56 | 30:04 |

| SCORE BY PERIODS | 1 | 2 | 3 | 4 | OT | Total |
|------------------|----|-----|-----|-----|----|-------|
| CHIEFS TOTAL | 93 | 172 | 110 | 112 | 9 | 496 |
| Opp. Total | 57 | 132 | 60 | 120 | 0 | 369 |

Preseason (2-1)

| | | | | |
|------|---|-------|------------|--------|
| 8/13 | L | 14-19 | at Chicago | 61,406 |
| 8/20 | W | 24-14 | WASHINGTON | 71,061 |
| 8/25 | W | 17-10 | GREEN BAY | 70,316 |

Regular Season (14-3)

| | | | | |
|------------------------------------|---|----------|-------------------------|--------|
| 9/11 | W | 44-21 | at Arizona | 63,697 |
| 9/15 | W | 27-24 | LOS ANGELES CHARGERS | 73,461 |
| 9/25 | L | 17-20 | at Indianapolis | 65,975 |
| 10/2 | W | 41-31 | at Tampa Bay | 68,348 |
| 10/10 | W | 30-29 | LAS VEGAS | 73,523 |
| 10/16 | L | 20-24 | BUFFALO | 73,586 |
| 10/23 | W | 44-23 | at San Francisco | 71,746 |
| 11/6 | W | 20-17 OT | TENNESSEE | 73,475 |
| 11/13 | W | 27-17 | JACKSONVILLE | 73,493 |
| 11/20 | W | 30-27 | at Los Angeles Chargers | 70,240 |
| 11/27 | W | 26-10 | LOS ANGELES RAMS | 73,557 |
| 12/4 | L | 24-27 | at Cincinnati | 66,243 |
| 12/11 | W | 34-28 | at Denver | 76,072 |
| 12/18 | W | 30-24 OT | at Houston | 70,541 |
| 12/24 | W | 24-10 | SEATTLE | 73,331 |
| 1/1 | W | 27-24 | DENVER | 73,571 |
| 1/7 | W | 31-13 | at Las Vegas | 62,136 |
| AFC Divisional Playoff Game | | | | |
| 1/21 | W | 27-20 | JACKSONVILLE | 73,220 |
| AFC Championship Game | | | | |
| 1/29 | W | 23-20 | CINCINNATI | 73,426 |
| Super Bowl LVII | | | | |
| 2/12 | W | 38-35 | PHILADELPHIA | 67,827 |

INDIVIDUAL STATISTICS

| | Att. | Cmp. | PASSING Yds. | Pct. | TD | Int | LG | Rating |
|----------------------|------------|------------|--------------|-------------|-----------|-----------|-----------|--------------|
| Mahomes | 648 | 435 | 5,250 | 67.1 | 41 | 12 | 67 | 105.1 |
| Henne | 2 | 0 | 0 | 0.0 | 0 | 0 | 0 | 39.6 |
| Townsend | 1 | 0 | 0 | 0.0 | 0 | 0 | 0 | 39.6 |
| CHIEFS TOTALS | 651 | 435 | 5250 | 66.8 | 41 | 12 | 67 | 104.7 |
| Opp. Total | 619 | 408 | 4144 | 65.9 | 33 | 11 | 66t | 95.3 |

PASS RECEIVING

| | No. | Yds. | Avg. | LG | TD |
|----------------------|------------|-------------|-------------|-----------|-----------|
| Kelce | 110 | 1338 | 12.2 | 52 | 12 |
| Smith-Schuster | 78 | 933 | 12.0 | 53 | 3 |
| McKinnon | 56 | 512 | 9.1 | 56t | 9 |
| Valdes-Scantling | 42 | 687 | 16.4 | 57 | 2 |
| Gray | 28 | 299 | 10.7 | 27 | 1 |
| Hardman | 25 | 297 | 11.9 | 36 | 4 |
| Moore | 22 | 250 | 11.4 | 30 | 0 |
| Edwards-Helaire | 17 | 151 | 8.9 | 25 | 3 |
| Watson | 15 | 315 | 21.0 | 67 | 2 |
| Toney | 14 | 171 | 12.2 | 38 | 2 |
| Pacheco | 13 | 130 | 10.0 | 32 | 0 |
| Fortson | 9 | 108 | 12.0 | 40 | 2 |
| Bell | 2 | 20 | 10.0 | 17t | 1 |
| Burton | 2 | 11 | 5.5 | 9 | 0 |
| R. Jones | 1 | 22 | 22.0 | 22 | 0 |
| Mahomes | 1 | 6 | 6.0 | 6 | 0 |
| CHIEFS TOTALS | 435 | 5250 | 12.1 | 67 | 41 |
| Opp. Total | 408 | 4144 | 10.2 | 66t | 33 |

RUSHING

| | No. | Yds. | Avg. | LG | TD |
|----------------------|------------|-------------|------------|-----------|-----------|
| Pacheco | 170 | 830 | 4.9 | 31 | 5 |
| Mahomes | 61 | 358 | 5.9 | 20 | 4 |
| Edwards-Helaire | 71 | 302 | 4.3 | 52 | 3 |
| McKinnon | 72 | 291 | 4.0 | 30 | 1 |
| R. Jones | 17 | 70 | 4.1 | 13 | 1 |
| Toney | 5 | 59 | 11.8 | 32 | 1 |
| Hardman | 4 | 31 | 7.8 | 25t | 2 |
| Moore | 3 | 24 | 8.0 | 12 | 0 |
| Burton | 5 | 7 | 1.4 | 6 | 0 |
| Kelce | 2 | 5 | 2.5 | 4 | 0 |
| Gray | 1 | 1 | 1.0 | 1t | 1 |
| Townsend | 0 | 0 | 0.0 | 0 | 0 |
| Valdes-Scantling | 1 | -3 | -3.0 | -3 | 0 |
| Henne | 5 | -5 | -1.0 | -1 | 0 |
| CHIEFS TOTALS | 417 | 1970 | 4.7 | 52 | 18 |
| Opp. Total | 419 | 1823 | 4.4 | 56 | 10 |

TEAM LEADERS

| | | |
|------------------|--------------------------------|-------------------------------------------|
| Scoring: | Harrison Butker | 92 pts; 38 PATs, 18 FGs |
| INTs: | L'Jarius Sneed, Juan Thornhill | 3-57 yds., 3-0 yds. |
| Tackles: | Nick Bolton | 180 (108 solo) |
| Sacks: | Chris Jones | 15.5 (-105.5 yds.) |
| Punting: | Tommy Townsend | 53, 2672 yds., 50.4 avg., 22 In 20, 76 LG |
| Punt Returns: | Skye Moore | 14-86 yds., 6.1 avg., 0 TD |
| Kickoff Returns: | Isiah Pacheco | 29-597 yds., 20.6 avg., 0 TD |





Preseason (3-0) and Regular Season (12-5) game log with columns for date, result, opponent, and attendance.

INDIVIDUAL STATISTICS

Passing statistics table with columns: Att, Cmp, Yds, Pct, TD, Int, LG, Rating.

Pass Receiving statistics table with columns: No., Yds, Avg, LG, TD.

Rushing statistics table with columns: No., Yds, Avg, LG, TD.

TEAM LEADERS

Scoring: Harrison Butker... 122 pts; 47 PATs, 25 FGs
INTs: Tyrann Mathieu... 3-56 yds.
Tackles: Nick Bolton... 112 (70 solo)
Sacks: Chris Jones... 9.0 (-65.5)
Punting: Tommy Townsend... 37, 1746 yds., 47.2 avg., 20 In 20, 68 LG
Punt Returns: Mecole Hardman... 13-157 yds., 12.1 avg, 0 TD
Kickoff Returns: Byron Pringle... 25-621 yds., 24.8 avg., 0 TD

LEAGUE STANDINGS



AMERICAN FOOTBALL CONFERENCE

AFC Standings table with columns: Division, Team, W, L, T, Pct.



NATIONAL FOOTBALL CONFERENCE

NFC Standings table with columns: Division, Team, W, L, T, Pct.

AFC Championship: Cincinnati 27, Kansas City 24 OT
NFC Championship: Los Angeles 20, San Francisco 17
Super Bowl LVI: Los Angeles 23, Cincinnati 20

REGULAR STARTERS

Offense and Defense starters list with positions and names.

PRO BOWLERS IN BOLD

TEAM STATISTICS

Team Statistics comparison table between Chiefs and Opponent.

Score by Periods table with columns: Period, Chiefs Total, Opp. Total.





Preseason (0-0)

Table with 3 columns: Date, Opponent, Result. Rows include Cincinnati (Cancelled), Dallas (Cancelled), Green Bay (Cancelled).

Regular Season (14-2)

Main game schedule table with columns: Date, Week, Opponent, Score, Location, Total Points. Includes AFC Divisional Playoff Game and Super Bowl LV.

LEAGUE STANDINGS



AMERICAN FOOTBALL CONFERENCE

AFC Standings table with columns: Team, W, L, T, Pct. Divisions: West, North, East, South.



NATIONAL FOOTBALL CONFERENCE

NFC Standings table with columns: Team, W, L, T, Pct. Divisions: West, North, East, South.

AFC Championship: Kansas City 38, Buffalo 24
NFC Championship: Tampa Bay 31, Green Bay 26
Super Bowl LV: Tampa Bay 31, Kansas City 9

INDIVIDUAL STATISTICS

Passing statistics table with columns: Player, Att, Cmp, Yds, Pct, TD, Int, LG, Rating.

Passing Receiving statistics table with columns: Player, No., Yds, Avg, LG, TD.

Rushing statistics table with columns: Player, No., Yds, Avg, LG, TD.

TEAM LEADERS

Scoring: Harrison Butker... 123 pts; 48 PATs, 25 FGs
INTs: Tyrann Mathieu... 6-70 yds.
Tackles: Daniel Sorensen... 91 (68 solo)
Sacks: Chris Jones... 7.5 (-28.0)
Punting: Tommy Townsend... 52, 2339 yds., 45.0 avg., 20 in 20, 67 LG
Punt Returns: Mecole Hardman... 25-176 yds., 7.0 avg., 1 TD
Kickoff Returns: Byron Pringle... 10-324 yds., 32.4 avg., 1 TD

REGULAR STARTERS

Offense and Defense starters list with positions and player names.

PRO BOWLERS IN BOLD

TEAM STATISTICS

Team statistics comparison table between Chiefs and Opponent across various metrics like First Downs, Net Yards, etc.

Score by Periods table with columns: Period (1-4, OT), Total. Chiefs Total: 94-149-91-136-3-473.





Preseason (1-3)

| | | | | |
|------|---|-------|---------------|--------|
| 8/10 | W | 38-17 | CINCINNATI | 69,813 |
| 8/17 | L | 7-17 | at Pittsburgh | 50,668 |
| 8/24 | L | 17-27 | SAN FRANCISCO | 73,027 |
| 8/29 | L | 20-27 | at Green Bay | 73,803 |

Regular Season (12-4)

| | | | | |
|-------|---|-------|--------------------------------|--------|
| 9/8 | W | 40-26 | at Jacksonville | 60,157 |
| 9/15 | W | 28-10 | at Oakland | 52,748 |
| 9/22 | W | 33-28 | BALTIMORE | 73,390 |
| 9/29 | W | 34-10 | at Detroit | 65,188 |
| 10/6 | L | 13-19 | INDIANAPOLIS | 73,352 |
| 10/13 | L | 24-31 | HOUSTON | 73,323 |
| 10/17 | W | 30-6 | at Denver | 76,748 |
| 10/27 | L | 24-31 | GREEN BAY | 73,558 |
| 11/3 | W | 26-23 | MINNESOTA | 73,615 |
| 11/10 | L | 32-35 | at Tennessee | 68,864 |
| 11/18 | W | 24-17 | at L.A. Chargers (Mexico City) | 76,252 |
| 12/1 | W | 40-9 | OAKLAND | 73,548 |
| 12/8 | W | 23-16 | at New England | 65,878 |
| 12/15 | W | 23-3 | DENVER | 73,257 |
| 12/22 | W | 26-3 | at Chicago | 62,213 |
| 12/29 | W | 31-21 | L.A. CHARGERS | 73,680 |

AFC Divisional Playoff Game

| | | | | |
|------|---|-------|---------|--------|
| 1/12 | W | 51-31 | HOUSTON | 73,503 |
|------|---|-------|---------|--------|

AFC Championship Game

| | | | | |
|------|---|-------|-----------|--------|
| 1/19 | W | 35-24 | TENNESSEE | 73,656 |
|------|---|-------|-----------|--------|

Super Bowl LIV

| | | | | |
|-----|---|-------|---------------------------|--------|
| 2/2 | W | 31-20 | San Francisco (Miami, FL) | 62,417 |
|-----|---|-------|---------------------------|--------|

INDIVIDUAL STATISTICS

| | Att. | Cmp. | PASSING | | | Int. | LG | Rating |
|----------------------|------------|------------|-------------|-------------|-----------|----------|------------|--------------|
| | | | Yds. | Pct. | TD | | | |
| Mahomes | 484 | 319 | 4031 | 65.9 | 26 | 5 | 83t | 105.3 |
| Moore | 91 | 59 | 659 | 64.8 | 4 | 0 | 57t | 100.9 |
| Colquitt | 1 | 0 | 0 | 0.0 | 0 | 0 | -- | 39.6 |
| CHIEFS TOTALS | 576 | 378 | 4690 | 65.6 | 30 | 5 | 83t | 104.4 |
| Opp. Total | 582 | 352 | 3881 | 60.5 | 21 | 16 | 69 | 80.8 |

| | No. | PASS RECEIVING | | | LG | TD |
|----------------------|------------|----------------|-------------|------------|-----------|----|
| | | Yds. | Avg. | TD | | |
| Kelce | 97 | 1229 | 12.7 | 47 | 5 | |
| Hill | 58 | 860 | 14.8 | 57t | 7 | |
| Watkins | 52 | 673 | 12.9 | 68t | 3 | |
| Robinson | 32 | 449 | 14.0 | 44t | 4 | |
| Dam. Williams | 30 | 213 | 7.1 | 32 | 2 | |
| McCoy | 28 | 181 | 6.5 | 23 | 1 | |
| Hardman | 26 | 538 | 20.7 | 83t | 6 | |
| Dar. Williams | 15 | 167 | 11.1 | 52 | 1 | |
| Pringle | 12 | 170 | 14.2 | 28 | 1 | |
| Thompson | 9 | 43 | 4.8 | 19 | 0 | |
| Bell | 8 | 67 | 8.4 | 30 | 0 | |
| Ware | 5 | 22 | 4.4 | 18 | 0 | |
| Yelder | 3 | 50 | 16.7 | 24 | 0 | |
| Sherman | 2 | 22 | 11.0 | 15 | 0 | |
| Thomas | 1 | 6 | 6.0 | 6 | 0 | |
| CHIEFS TOTALS | 378 | 4690 | 12.4 | 83t | 30 | |
| Opp. Total | 352 | 3881 | 11.0 | 69 | 21 | |

| | No. | RUSHING | | | LG | TD |
|----------------------|------------|-------------|------------|------------|-----------|----|
| | | Yds. | Avg. | TD | | |
| Dam. Williams | 111 | 498 | 4.5 | 91t | 5 | |
| McCoy | 101 | 465 | 4.6 | 39 | 4 | |
| Mahomes | 43 | 218 | 5.1 | 25 | 2 | |
| Dar. Williams | 41 | 141 | 3.4 | 41 | 3 | |
| Thompson | 37 | 128 | 3.5 | 12 | 1 | |
| Ware | 17 | 51 | 3.0 | 6 | 0 | |
| Hill | 8 | 23 | 2.9 | 5 | 0 | |
| Hardman | 4 | 17 | 4.3 | 9 | 0 | |
| Watkins | 2 | 12 | 6.0 | 11 | 0 | |
| Sherman | 4 | 9 | 2.3 | 5 | 0 | |
| Kelce | 1 | 4 | 4.0 | 4t | 0 | |
| Thomas | 1 | 4 | 4.0 | 4 | 0 | |
| Moore | 5 | -1 | -0.2 | 3 | 0 | |
| CHIEFS TOTALS | 375 | 1569 | 4.2 | 91t | 16 | |
| Opp. Total | 416 | 2051 | 4.9 | 68t | 14 | |

TEAM LEADERS

Scoring: Harrison Butker 147 pts; 45 PATs, 34 FGs
 INTs: Tyrann Mathieu 4-70 yds.
 Tackles: Anthony Hitchens 88 (51 solo)
 Sacks: Chris Jones 9.0 (-75.0)
 Punting: Dustin Colquitt 48-1, 2126 yds., 44.3 avg., 21 In 20, 68 LG
 Punt Returns: Mecole Hardman 18-167 yds., 9.3 avg. 0 TDs
 Kickoff Returns: Mecole Hardman 27-704 yds., 26.1 avg., 1 TD

LEAGUE STANDINGS



AMERICAN FOOTBALL CONFERENCE

| West Division | | | | |
|----------------|----|----|---|------|
| | W | L | T | Pct. |
| Kansas City | 12 | 4 | 0 | .750 |
| Denver | 7 | 9 | 0 | .438 |
| Oakland | 7 | 9 | 0 | .438 |
| L.A. Chargers | 5 | 11 | 9 | .313 |
| North Division | | | | |
| | W | L | T | Pct. |
| Baltimore | 14 | 2 | 0 | .875 |
| Pittsburgh | 8 | 8 | 0 | .500 |
| Cleveland | 6 | 10 | 0 | .375 |
| Cincinnati | 2 | 14 | 0 | .125 |
| East Division | | | | |
| | W | L | T | Pct. |
| New England | 12 | 4 | 0 | .750 |
| Buffalo† | 10 | 6 | 0 | .625 |
| N.Y. Jets | 7 | 9 | 0 | .438 |
| Miami | 5 | 11 | 0 | .313 |
| South Division | | | | |
| | W | L | T | Pct. |
| Houston | 10 | 6 | 0 | .625 |
| Tennessee† | 9 | 7 | 0 | .563 |
| Indianapolis | 7 | 9 | 0 | .438 |
| Jacksonville | 6 | 10 | 0 | .375 |



NATIONAL FOOTBALL CONFERENCE

| West Division | | | | |
|----------------|----|----|---|------|
| | W | L | T | Pct. |
| San Francisco | 13 | 3 | 0 | .813 |
| Seattle† | 11 | 5 | 0 | .688 |
| L.A. Rams | 9 | 7 | 0 | .563 |
| Arizona | 5 | 10 | 1 | .344 |
| North Division | | | | |
| | W | L | T | Pct. |
| Green Bay | 13 | 3 | 0 | .813 |
| Minnesota† | 10 | 6 | 0 | .625 |
| Chicago | 8 | 8 | 0 | .500 |
| Detroit | 3 | 12 | 1 | .219 |
| East Division | | | | |
| | W | L | T | Pct. |
| Philadelphia | 9 | 7 | 0 | .563 |
| Dallas | 8 | 8 | 0 | .500 |
| N.Y. Giants | 4 | 12 | 0 | .250 |
| Washington | 3 | 13 | 0 | .188 |
| South Division | | | | |
| | W | L | T | Pct. |
| New Orleans | 13 | 3 | 0 | .813 |
| Atlanta | 7 | 9 | 0 | .438 |
| Tampa Bay | 7 | 9 | 0 | .438 |
| Carolina | 5 | 11 | 0 | .313 |

AFC Championship: Kansas City 35, Tennessee 24

NFC Championship: San Francisco 37, Green Bay 20

Super Bowl LIV: Kansas City 31, San Francisco 20

REGULAR STARTERS

OFFENSE

| | |
|----|--------------------------|
| WR | Tyreek Hill |
| LT | Eric Fisher |
| | Cam Erving |
| LG | Andrew Wylie |
| C | Austin Reiter |
| RG | Laurent Duvernay-Tardif |
| RT | Mitchell Schwartz |
| TE | Travis Kelce |
| WR | Sammy Watkins |
| WR | Demarcus Robinson |
| QB | Patrick Mahomes |
| RB | Damien Williams |
| | LeSean McCoy |
| K | Harrison Butker |

DEFENSE

| | |
|-----|-----------------------|
| LE | Alex Okafor |
| | Tanoh Kpassagnon |
| DT | Derrick Nnadi |
| DT | Chris Jones |
| RE | Frank Clark |
| LB | Anthony Hitchens |
| LB | Damien Wilson |
| LB | Reggie Ragland |
| LCB | Bashaud Breeland |
| RCB | Charvarius Ward |
| CB | Kendall Fuller |
| SS | Tyrann Mathieu |
| FS | Juan Thornhill |
| P | Dustin Colquitt |

PRO BOWLERS IN BOLD

TEAM STATISTICS

| | CHIEFS | OPP. |
|------------------------|----------|---------|
| TOTAL FIRST DOWNS | 350 | 344 |
| Rushing | 93 | 115 |
| Passing | 211 | 190 |
| Penalty | 46 | 39 |
| 3rd Down: Made/Att | 89/187 | 75/202 |
| 3rd Down Pct. | 47.6 | 37.1 |
| 4th Down: Made/Att | 6/10 | 16/31 |
| 4th Down Pct. | 60.0 | 51.6 |
| TOTAL NET YARDS | 6067 | 5594 |
| Avg. Per Game | 379.2 | 349.6 |
| Total Plays | 976 | 1043 |
| Avg. Per Play | 6.2 | 5.4 |
| NET YARDS RUSHING | 1569 | 2051 |
| Avg. Per Game | 98.1 | 128.2 |
| Total Rushes | 375 | 416 |
| NET YARDS PASSING | 4498 | 3543 |
| Avg. Per Game | 281.1 | 221.4 |
| Sacked/Yards Lost | 25/192 | 45/338 |
| Gross Yards | 4690 | 3881 |
| Att./Completions | 576/378 | 582/352 |
| Completion Pct. | 65.6 | 60.5 |
| Had Intercepted | 5 | 16 |
| PUNTS/AVERAGE | 49/43.4 | 58/43.8 |
| NET PUNTING AVG. | 49/39.5 | 58/39.6 |
| PENALTIES/YARDS | 107/1029 | 116/844 |
| FUMBLES/BALL LOST | 20/10 | 20/7 |
| TOUCHDOWNS | 50 | 36 |
| Rushing/Passing | 16/30 | 14/21 |
| Defensive/Kicking Game | 4 | 1 |
| TIME OF POSSESSION | 29:27 | 30:33 |

| SCORE BY PERIODS | 1 | 2 | 3 | 4 | OT | Total |
|------------------|----|-----|-----|-----|----|-------|
| CHIEFS TOTAL | 90 | 177 | 103 | 81 | 0 | 451 |
| Opp. Total | 80 | 67 | 57 | 104 | 0 | 308 |





LEAGUE STANDINGS



AMERICAN FOOTBALL CONFERENCE



NATIONAL FOOTBALL CONFERENCE

Table showing league standings for AFC and NFC, including West, North, East, and South divisions with columns for W, L, T, Pct.

AFC Championship: New England 38, Kansas City 31

NFC Championship: L.A. Rams 26, New Orleans 23

Super Bowl LIII: New England 13, L.A. Rams 3

REGULAR STARTERS

Table of regular starters for offense and defense, listing player names and positions.

PRO BOWLERS IN BOLD

TEAM STATISTICS

Table of team statistics comparing Chiefs and Opponent across various metrics like first downs, yards, and touchdowns.

Table showing score by periods for Chiefs and Opponent, including OT and Total scores.

Preseason (2-2)

Preseason game results table with columns for date, result, opponent, and score.

Regular Season (12-4)

Regular season game results table with columns for date, result, opponent, and score.

AFC Divisional Playoff Game

AFC Divisional Playoff game result table.

AFC Championship Game

AFC Championship game result table.

INDIVIDUAL STATISTICS

Table of passing statistics including Att., Cmp., Yds., Pct., TD, Int, LG, and Rating.

Table of pass receiving statistics including No., Yds., Avg., LG, and TD.

Table of rushing statistics including No., Yds., Avg., LG, and TD.

TEAM LEADERS

Text listing team leaders for scoring, INTs, tackles, sacks, punting, and punt returns.





| Preseason (2-2) | | |
|----------------------------|------------------|--------|
| 8/11 L 17-27 | SAN FRANCISCO | 69,706 |
| 8/19 W 30-12 | at Cincinnati | 47,714 |
| 8/25 L 13-26 | at Seattle | 68,541 |
| 8/31 W 30-6 | TENNESSEE | 60,213 |
| Regular Season (10-6) | | |
| 9/7 W 42-27 | at New England | 65,878 |
| 9/17 W 27-20 | PHILADELPHIA | 74,971 |
| 9/24 W 24-10 | at L.A. Chargers | 25,386 |
| 10/2 W 29-20 | WASHINGTON | 74,587 |
| 10/8 W 42-34 | at Houston | 71,835 |
| 10/15 L 13-19 | PITTSBURGH | 76,994 |
| 10/19 L 30-31 | at Oakland | 55,090 |
| 10/30 W 29-19 | DENVER | 76,573 |
| 11/5 L 17-28 | at Dallas | 93,273 |
| 11/19 L 9-12 | at N.Y. Giants | 76,363 |
| 11/26 L 10-16 | BUFFALO | 74,929 |
| 12/3 L 31-38 | at N.Y. Jets | 77,562 |
| 12/10 W 26-15 | OAKLAND | 74,461 |
| 12/16 W 30-13 | L.A. CHARGERS | 75,011 |
| 12/24 W 29-13 | MIAMI | 65,325 |
| 12/31 W 27-24 | at Denver | 75,928 |
| AFC Wild Card Playoff Game | | |
| 1/6 L 21-22 | TENNESSEE | 73,319 |

INDIVIDUAL STATISTICS

| PASSING | | | | | | | | |
|----------------------|------------|------------|-------------|-------------|-----------|----------|------------|--------------|
| | Att. | Cmp. | Yds. | Pct. | TD | Int | LG | Rating |
| Smith | 505 | 341 | 4,042 | 67.5 | 26 | 5 | 79t | 104.7 |
| Mahomes | 35 | 22 | 284 | 62.9 | 0 | 1 | 51 | 76.4 |
| Kelce | 1 | 0 | 0 | 0.0 | 0 | 1 | -- | 0.0 |
| Hill | 1 | 0 | 0 | 0.0 | 0 | 1 | -- | 0.0 |
| Bray | 1 | 0 | 0 | 0.0 | 0 | 0 | -- | 39.6 |
| CHIEFS TOTALS | 543 | 363 | 4326 | 66.9 | 26 | 8 | 79t | 100.8 |
| Opp. Total | 570 | 325 | 4131 | 57.0 | 23 | 16 | 69 | 81.5 |

| PASS RECEIVING | | | | | |
|----------------------|------------|-------------|-------------|------------|-----------|
| | No. | Yds. | Avg. | LG | TD |
| Kelce | 83 | 1,038 | 12.5 | 44 | 8 |
| Hill | 75 | 1,183 | 15.8 | 79t | 7 |
| K. Hunt | 53 | 455 | 8.6 | 78t | 3 |
| Wilson | 42 | 554 | 13.2 | 63t | 3 |
| West | 27 | 150 | 5.6 | 25 | 2 |
| Robinson | 21 | 212 | 10.1 | 33 | 0 |
| Harris | 18 | 224 | 12.4 | 51 | 1 |
| Thomas | 14 | 143 | 10.2 | 57t | 2 |
| Conley | 11 | 175 | 15.9 | 35 | 0 |
| Sherman | 6 | 47 | 7.8 | 11 | 0 |
| Travis | 5 | 43 | 8.6 | 18 | 0 |
| A. Hunt | 4 | 31 | 7.8 | 20 | 0 |
| Charles | 2 | 53 | 26.5 | 35 | 0 |
| Chesson | 2 | 18 | 9.0 | 10 | 0 |
| CHIEFS TOTALS | 363 | 4326 | 11.9 | 79t | 26 |
| Opp. Total | 325 | 4131 | 12.7 | 69 | 23 |

| RUSHING | | | | | |
|----------------------|------------|-------------|------------|-----------|-----------|
| | No. | Yds. | Avg. | LG | TD |
| K. Hunt | 272 | 1,327 | 4.9 | 69t | 8 |
| Smith | 60 | 355 | 5.9 | 70 | 1 |
| West | 18 | 72 | 4.0 | 21t | 2 |
| Hill | 17 | 59 | 3.5 | 16 | 0 |
| Sherman | 14 | 40 | 2.5 | 9 | 1 |
| A. Hunt | 8 | 23 | 2.9 | 11 | 0 |
| Mahomes | 7 | 10 | 1.4 | 5 | 0 |
| Kelce | 2 | 7 | 3.5 | 4 | 0 |
| Wilson | 3 | 6 | 2.0 | 6 | 0 |
| Thomas | 1 | 4 | 4.0 | 4 | 0 |
| Spiller | 2 | 0 | 0.0 | 1 | 0 |
| Bray | 1 | 0 | 0.0 | 0 | 0 |
| CHIEFS TOTALS | 405 | 1903 | 4.7 | 70 | 12 |
| Opp. Total | 443 | 1890 | 4.3 | 27 | 15 |

TEAM LEADERS

Scoring: Harrison Butker 142 pts; 28 PATs, 38 FGs
INTs: Marcus Peters 6-63 yds.
Tackles: Daniel Sorensen 88 (66 solo)
Sacks: Justin Houston 9.5 (-54.0)
Punting: Dustin Colquitt 65-0, 2,936 yds., 45.2 avg., 29 In 20, 77 LG
Punt Returns: Tyreek Hill 25-205 yds., 8.2 avg., 1 TDs
Kickoff Returns: Akeem Hunt 25-611 yds., 24.4 avg., 0 TD

LEAGUE STANDINGS



AMERICAN FOOTBALL CONFERENCE

| West Division | | | | |
|----------------|----|----|---|------|
| | W | L | T | Pct. |
| Kansas City | 10 | 6 | 0 | .625 |
| L.A. Chargers | 9 | 7 | 0 | .563 |
| Oakland | 6 | 10 | 0 | .375 |
| Denver | 5 | 11 | 0 | .313 |
| North Division | | | | |
| | W | L | T | Pct. |
| Pittsburgh | 13 | 3 | 0 | .813 |
| Baltimore | 9 | 7 | 0 | .563 |
| Cincinnati | 7 | 9 | 0 | .438 |
| Cleveland | 0 | 16 | 0 | .000 |
| East Division | | | | |
| | W | L | T | Pct. |
| New England | 13 | 3 | 0 | .813 |
| Buffalo† | 9 | 7 | 0 | .563 |
| Miami | 6 | 10 | 0 | .375 |
| N.Y. Jets | 5 | 11 | 0 | .313 |
| South Division | | | | |
| | W | L | T | Pct. |
| Jacksonville | 10 | 6 | 0 | .625 |
| Tennessee† | 9 | 7 | 0 | .563 |
| Indianapolis | 4 | 12 | 0 | .250 |
| Houston | 4 | 12 | 0 | .250 |



NATIONAL FOOTBALL CONFERENCE

| West Division | | | | |
|----------------|----|----|---|------|
| | W | L | T | Pct. |
| L.A. Rams | 11 | 5 | 0 | .688 |
| Seattle | 9 | 7 | 0 | .563 |
| Arizona | 8 | 8 | 0 | .500 |
| San Francisco | 6 | 10 | 0 | .375 |
| North Division | | | | |
| | W | L | T | Pct. |
| Minnesota | 13 | 3 | 0 | .813 |
| Detroit | 9 | 7 | 0 | .563 |
| Green Bay | 7 | 9 | 0 | .438 |
| Chicago | 5 | 11 | 0 | .313 |
| East Division | | | | |
| | W | L | T | Pct. |
| Philadelphia | 13 | 3 | 0 | .813 |
| Dallas | 9 | 7 | 0 | .563 |
| Washington | 7 | 9 | 0 | .438 |
| N.Y. Giants | 3 | 13 | 0 | .188 |
| South Division | | | | |
| | W | L | T | Pct. |
| New Orleans | 11 | 5 | 0 | .688 |
| Carolina† | 11 | 5 | 0 | .688 |
| Atlanta† | 10 | 6 | 0 | .625 |
| Tampa Bay | 5 | 11 | 0 | .313 |

AFC Championship: New England 24, Jacksonville 20

NFC Championship: Philadelphia 38, Minnesota 7

Super Bowl LII: Philadelphia 41, New England 33

REGULAR STARTERS

| OFFENSE | | DEFENSE | |
|-----------------------------------|------------------------------|---------|--|
| WR Tyreek Hill | LE Chris Jones | | |
| LT Eric Fisher | NT Bennie Logan | | |
| LG Bryan Witzmann | RE Allen Bailey | | |
| C Mitch Morse | LOLB Frank Zombo | | |
| RG Laurent Duvernay-Tardif | LILB Reggie Raglan | | |
| RT Mitchell Schwartz | RILB Derrick Johnson | | |
| TE Travis Kelce | ROLB Justin Houston | | |
| Demetrius Harris | LCB Marcus Peters | | |
| WR Demarcus Robinson | RCB Terrance Mitchell | | |
| QB Alex Smith | SS Daniel Sorensen | | |
| RB Kareem Hunt | FS Ron Parker | | |
| K Harrison Butker | P Dustin Colquitt | | |

PRO BOWLERS IN BOLD

TEAM STATISTICS

| | CHIEFS | OPP. |
|------------------------|----------|---------|
| TOTAL FIRST DOWNS | 322 | 352 |
| Rushing | 95 | 112 |
| Passing | 198 | 204 |
| Penalty | 29 | 36 |
| 3rd Down: Made/Att | 78/199 | 83/207 |
| 3rd Down Pct. | 39.2 | 40.1 |
| 4th Down: Made/Att | 3/10 | 9/17 |
| 4th Down Pct. | 30.0 | 52.9 |
| TOTAL NET YARDS | 6,007 | 5,842 |
| Avg. Per Game | 375.4 | 365.1 |
| Total Plays | 985 | 1,044 |
| Avg. Per Play | 6.1 | 5.6 |
| NET YARDS RUSHING | 1,903 | 1,890 |
| Avg. Per Game | 118.9 | 118.1 |
| Total Rushes | 405 | 443 |
| NET YARDS PASSING | 4,104 | 3,952 |
| Avg. Per Game | 256.5 | 247.0 |
| Sacked/Yards Lost | 37/222 | 31/179 |
| Gross Yards | 4,326 | 4,131 |
| Att./Completions | 543/363 | 570/325 |
| Completion Pct. | 66.9 | 57.0 |
| Had Intercepted | 8 | 16 |
| PUNTS/AVERAGE | 65/45.2 | 72/42.6 |
| NET PUNTING AVG. | 65/41.1 | 72/37.6 |
| PENALTIES/YARDS | 118/1044 | 107/864 |
| FUMBLES/BALL LOST | 14/3 | 19/10 |
| TOUCHDOWNS | 42 | 39 |
| Rushing/Passing | 12/26 | 15/23 |
| Defensive/Kicking Game | 4 | 1 |
| TIME OF POSSESSION | 30:39 | 29:21 |

| SCORE BY PERIODS | 1 | 2 | 3 | 4 | OT | Total |
|---------------------|-----------|------------|-----------|------------|----------|------------|
| CHIEFS TOTAL | 84 | 116 | 91 | 124 | 0 | 415 |
| Opp. Total | 77 | 82 | 70 | 107 | 3 | 339 |





Preseason (2-2)

| | | | | |
|------|---|-------|---------------------|--------|
| 8/13 | L | 34-19 | SEATTLE | 69,816 |
| 8/20 | L | 14-13 | at Los Angeles Rams | 80,782 |
| 8/27 | W | 34-10 | at Chicago | 61,681 |
| 9/1 | W | 24-17 | GREEN BAY | 70,155 |

Regular Season (12-4)

| | | | | |
|-------|---|----------|-----------------|--------|
| 9/11 | W | 33-27 OT | SAN DIEGO | 73,238 |
| 9/18 | L | 12-19 | at Houston | 71,890 |
| 9/25 | W | 24-3 | N.Y. JETS | 71,587 |
| 10/2 | L | 14-43 | at Pittsburgh | 61,278 |
| 10/16 | W | 26-10 | at Oakland | 54,211 |
| 10/23 | W | 27-21 | NEW ORLEANS | 76,282 |
| 10/30 | W | 30-14 | at Indianapolis | 65,417 |
| 11/6 | W | 19-14 | JACKSONVILLE | 73,294 |
| 11/13 | W | 20-17 | at Carolina | 74,181 |
| 11/20 | L | 17-19 | TAMPA BAY | 72,277 |
| 11/27 | W | 30-27 OT | at Denver | 76,819 |
| 12/4 | W | 29-28 | at Atlanta | 69,879 |
| 12/8 | W | 21-13 | OAKLAND | 75,191 |
| 12/18 | L | 17-19 | TENNESSEE | 68,084 |
| 12/25 | W | 33-10 | DENVER | 76,671 |
| 1/1 | W | 37-27 | at San Diego | 54,915 |

AFC Divisional Playoff Game

| | | | | |
|------|---|-------|------------|--------|
| 1/15 | L | 16-18 | PITTSBURGH | 75,678 |
|------|---|-------|------------|--------|

INDIVIDUAL STATISTICS

| | Att. | Cmp. | PASSING | | | Int | LG | Rating |
|----------------------|------------|------------|-------------|-------------|-----------|----------|------------|-------------|
| | | | Yds. | Pct. | TD | | | |
| Smith | 489 | 328 | 3,502 | 67.1 | 15 | 8 | 80t | 91.2 |
| Foles | 55 | 36 | 410 | 65.5 | 3 | 0 | 49 | 105.9 |
| Poe | 1 | 1 | 2 | 100.0 | 1 | 0 | 2t | 118.8 |
| Maclin | 1 | 0 | 0 | 0.0 | 0 | 0 | -- | 39.6 |
| CHIEFS TOTALS | 546 | 365 | 3914 | 66.8 | 19 | 8 | 80t | 93.2 |
| Opp. Total | 598 | 350 | 4120 | 58.5 | 23 | 18 | 76t | 79.8 |

| | No. | Yds. | Avg. | LG | TD |
|----------------------|------------|-------------|-------------|------------|-----------|
| | | | | | |
| Kelce | 85 | 1,125 | 13.2 | 80t | 4 |
| Hill | 61 | 593 | 9.7 | 49 | 6 |
| Maclin | 44 | 536 | 12.2 | 44 | 2 |
| Conley | 44 | 530 | 12.0 | 39 | 0 |
| Ware | 33 | 447 | 13.5 | 46t | 2 |
| Wilson | 31 | 279 | 9.0 | 42 | 2 |
| West | 28 | 188 | 6.7 | 28 | 2 |
| Harris | 17 | 123 | 7.2 | 13 | 1 |
| Thomas | 7 | 35 | 5.0 | 15 | 0 |
| Sherman | 4 | 11 | 2.8 | 6 | 0 |
| Davis | 3 | 21 | 7.0 | 11 | 0 |
| Travis | 3 | 15 | 5.0 | 6 | 0 |
| Charles | 2 | 14 | 7.0 | 16 | 0 |
| O'Shaughnessy | 2 | -1 | -0.5 | 0 | 0 |
| A.Smith | 1 | 3 | 3.0 | 3 | 0 |
| E.Fisher | 0 | -5 | 0 | -5 | 0 |
| CHIEFS TOTALS | 365 | 3914 | 10.7 | 80t | 19 |
| Opp. Total | 350 | 4120 | 11.8 | 76t | 23 |

| | No. | Yds. | Avg. | LG | TD |
|----------------------|------------|-------------|------------|------------|-----------|
| | | | | | |
| Ware | 214 | 921 | 4.3 | 46 | 3 |
| West | 88 | 293 | 3.3 | 28 | 1 |
| Hill | 24 | 267 | 11.1 | 70t | 3 |
| Smith | 48 | 134 | 2.8 | 24 | 5 |
| Wilson | 2 | 50 | 25.0 | 55t | 1 |
| Charles | 12 | 40 | 3.3 | 17 | 1 |
| Thomas | 4 | 29 | 7.3 | 23 | 0 |
| Davis | 13 | 23 | 1.8 | 6 | 0 |
| Poe | 1 | 1 | 1.0 | 1t | 1 |
| Maclin | 1 | -1 | -1.0 | -1 | 0 |
| Foles | 4 | -4 | -1.0 | -1 | 0 |
| Kelce | 1 | -5 | -5.0 | -5 | 0 |
| CHIEFS TOTALS | 412 | 1748 | 4.2 | 70t | 15 |
| Opp. Total | 437 | 1938 | 4.4 | 44 | 10 |

TEAM LEADERS

Scoring: Cairo Santos 129 pts; 36 PATs, 31 FGs
INTs: Marcus Peters 6-63 yds.
Tackles: Derrick Johnson 90 (70 solo)
Sacks: Dee Ford 10.0 (-52.5)
Punting: Dustin Colquitt 76-3,427 yds., 45.1 avg., 38 In 20, 64 LG
Punt Returns: Tyreek Hill 39-592 yds., 15.2 avg., 2 TDs
Kickoff Returns: Tyreek Hill 14-384 yds., 27.4 avg., 1 TD

LEAGUE STANDINGS



AMERICAN FOOTBALL CONFERENCE

| West Division | | | | |
|----------------|----|----|------|------|
| W | L | T | Pct. | |
| Kansas City | 12 | 4 | 0 | .750 |
| Oakland† | 12 | 4 | 0 | .750 |
| Denver | 9 | 7 | 0 | .563 |
| San Diego | 5 | 11 | 0 | .313 |
| North Division | | | | |
| W | L | T | Pct. | |
| Pittsburgh | 11 | 5 | 0 | .688 |
| Baltimore | 8 | 8 | 0 | .500 |
| Cincinnati | 6 | 9 | 1 | .406 |
| Cleveland | 1 | 15 | 0 | .063 |
| East Division | | | | |
| W | L | T | Pct. | |
| New England | 14 | 2 | 0 | .875 |
| Miami† | 10 | 6 | 0 | .625 |
| Buffalo | 7 | 9 | 0 | .438 |
| N.Y. Jets | 5 | 11 | 0 | .313 |
| South Division | | | | |
| W | L | T | Pct. | |
| Houston | 9 | 7 | 0 | .563 |
| Tennessee | 9 | 7 | 0 | .563 |
| Indianapolis | 8 | 8 | 0 | .500 |
| Jacksonville | 3 | 13 | 0 | .188 |



NATIONAL FOOTBALL CONFERENCE

| West Division | | | | |
|----------------|----|----|------|------|
| W | L | T | Pct. | |
| Seattle | 10 | 5 | 1 | .656 |
| Arizona | 7 | 8 | 1 | .469 |
| Los Angeles | 4 | 12 | 0 | .250 |
| San Francisco | 2 | 14 | 0 | .125 |
| North Division | | | | |
| W | L | T | Pct. | |
| Green Bay | 10 | 6 | 0 | .625 |
| Detroit† | 9 | 7 | 0 | .563 |
| Minnesota | 8 | 8 | 0 | .500 |
| Chicago | 3 | 13 | 0 | .188 |
| East Division | | | | |
| W | L | T | Pct. | |
| Dallas | 13 | 3 | 0 | .813 |
| N.Y. Giants† | 11 | 5 | 0 | .688 |
| Washington | 8 | 7 | 1 | .531 |
| Philadelphia | 7 | 9 | 0 | .438 |
| South Division | | | | |
| W | L | T | Pct. | |
| Atlanta | 11 | 5 | 0 | .688 |
| Tampa Bay | 9 | 7 | 0 | .563 |
| New Orleans | 7 | 9 | 0 | .438 |
| Carolina | 6 | 10 | 0 | .375 |

AFC Championship: New England 36, Pittsburgh 17

NFC Championship: Atlanta 44, Green Bay 21

Super Bowl LI: New England 34, Atlanta 28 (OT)

REGULAR STARTERS

| OFFENSE | | DEFENSE | |
|-----------|-------------------------|-------------|------------------------|
| WR | Jeremy Maclin | LE | Jaye Howard |
| LT | Eric Fisher | NT | Dontari Poe |
| LG | Zach Fulton | RE | Chris Jones |
| C | Mitch Morse | LOLB | Dee Ford |
| RG | Laurent Duvernay-Tardif | LILB | Derrick Johnson |
| RT | Mitchell Schwartz | RILB | Ramik Wilson |
| TE | Travis Kelce | ROLB | Frank Zombo |
| TE | Demetrius Harris | LCB | Marcus Peters |
| WR | Chris Conley | RCB | Steven Nelson |
| QB | Alex Smith | SS | Eric Berry |
| RB | Spencer Ware | FS | Ron Parker |
| K | Cairo Santos | P | Dustin Colquitt |

PRO BOWLERS IN BOLD

TEAM STATISTICS

| | CHIEFS | OPP. |
|------------------------|---------|---------|
| TOTAL FIRST DOWNS | 305 | 342 |
| Rushing | 86 | 102 |
| Passing | 197 | 209 |
| Penalty | 22 | 31 |
| 3rd Down: Made/Att | 81/213 | 96/222 |
| 3rd Down Pct. | 38.0 | 43.2 |
| 4th Down: Made/Att | 10/14 | 10/20 |
| 4th Down Pct. | 71.4 | 50.0 |
| TOTAL NET YARDS | 5,488 | 5,896 |
| Avg. Per Game | 343.0 | 368.5 |
| Total Plays | 990 | 1,063 |
| Avg. Per Play | 5.5 | 5.5 |
| NET YARDS RUSHING | 1,748 | 1,938 |
| Avg. Per Game | 109.3 | 121.1 |
| Total Rushes | 412 | 437 |
| NET YARDS PASSING | 3,740 | 3,958 |
| Avg. Per Game | 233.8 | 247.4 |
| Sacked/Yards Lost | 32/174 | 28/162 |
| Gross Yards | 3,914 | 4,120 |
| Att./Completions | 546/365 | 598/350 |
| Completion Pct. | 66.8 | 58.5 |
| Had Intercepted | 8 | 18 |
| PUNTS/AVERAGE | 76/45.1 | 69/44.6 |
| NET PUNTING AVG. | 76/40.7 | 69/34.2 |
| PENALTIES/YARDS | 109/848 | 109/797 |
| FUMBLES/BALL LOST | 18/9 | 27/15 |
| TOUCHDOWNS | 42 | 34 |
| Rushing/Passing | 15/19 | 10/23 |
| Defensive/Kicking Game | 8 | 1 |
| TIME OF POSSESSION | 29:59 | 30:01 |

| SCORE BY PERIODS | 1 | 2 | 3 | 4 | OT | Total |
|---------------------|-----------|------------|-----------|------------|-----------|------------|
| CHIEFS TOTAL | 88 | 117 | 61 | 111 | 12 | 389 |
| Opp. Total | 76 | 103 | 44 | 85 | 3 | 311 |





| Preseason (4-0) | | Regular Season (11-5) | |
|-----------------|------------------------------------------------------|-----------------------|--|
| 8/15 W 34-19 | at Arizona | 62,313 | |
| 8/21 W 14-13 | SEATTLE | 71,915 | |
| 8/28 W 34-10 | TENNESSEE | 69,813 | |
| 9/3 W 24-17 | at St. Louis | 37,616 | |
| 9/13 W 27-20 | at Houston | 71,776 | |
| 9/17 L 24-31 | DENVER | 76,404 | |
| 9/28 L 28-38 | at Green Bay (Mon.) | 78,214 | |
| 10/4 L 21-36 | at Cincinnati | 57,498 | |
| 10/11 L 17-18 | CHICAGO | 75,799 | |
| 10/18 L 10-16 | at Minnesota | 52,480 | |
| 10/25 W 23-13 | PITTSBURGH | 76,365 | |
| 11/1 W 45-10 | DETROIT (London) | 83,624 | |
| 11/15 W 29-13 | at Denver | 76,973 | |
| 11/22 W 33-3 | at San Diego | 65,837 | |
| 11/29 W 30-22 | BUFFALO | 72,493 | |
| 12/6 W 34-20 | at Oakland | 55,010 | |
| 12/13 W 10-3 | SAN DIEGO | 72,314 | |
| 12/20 W 34-14 | at Baltimore | 70,791 | |
| 12/27 W 17-13 | CLEVELAND | 69,115 | |
| 1/3 W 23-17 | OAKLAND | 76,114 | |
| 1/9 W 30-0 | AFC Wild Card Playoff Game at Houston | 71,800 | |
| 1/16 L 20-27 | AFC Divisional Playoff Game at New England | 66,829 | |

INDIVIDUAL STATISTICS

| | Att. | PASSING | | | | Int | LG | Rating |
|----------------------|------------|------------|-------------|-------------|-----------|----------|------------|-------------|
| | | Cmp. | Yds. | Pct. | TD | | | |
| Smith | 470 | 307 | 3,486 | 65.3 | 20 | 7 | 80t | 95.4 |
| Daniel | 2 | 2 | 4 | 100.0 | 0 | 0 | 6 | 79.2 |
| Santos | 1 | 1 | 3 | 100.0 | 0 | 0 | 3 | 79.2 |
| CHIEFS TOTALS | 473 | 310 | 3493 | 65.5 | 20 | 7 | 80t | 95.4 |
| Opp. Total | 607 | 349 | 3988 | 57.5 | 25 | 22 | 55t | 76.0 |

| | No. | PASS RECEIVING | | LG | TD |
|----------------------|------------|----------------|-------------|------------|-----------|
| | | Yds. | Avg. | | |
| Maclin | 87 | 1,088 | 12.5 | 61 | 8 |
| Kelce | 72 | 875 | 12.2 | 42t | 5 |
| Wilson | 35 | 451 | 12.9 | 44t | 2 |
| Charles | 21 | 177 | 8.4 | 26 | 1 |
| West | 20 | 214 | 10.7 | 80t | 1 |
| Conley | 17 | 199 | 11.7 | 44 | 1 |
| Thomas | 17 | 140 | 8.2 | 36 | 1 |
| Avant | 15 | 119 | 7.9 | 20 | 0 |
| Harris | 7 | 74 | 10.6 | 25 | 1 |
| O'Shaughnessy | 6 | 87 | 14.5 | 30 | 0 |
| Ware | 6 | 5 | 0.8 | 5 | 0 |
| Sherman | 4 | 34 | 8.5 | 18 | 0 |
| Davis | 2 | 24 | 12.0 | 12 | 0 |
| B. Parker | 1 | 6 | 6.0 | 6 | 0 |
| CHIEFS TOTALS | 310 | 3493 | 11.3 | 80t | 20 |
| Opp. Total | 349 | 3988 | 11.4 | 55t | 25 |

| | No. | RUSHING | | LG | TD |
|----------------------|------------|-------------|------------|-----------|-----------|
| | | Yds. | Avg. | | |
| West | 160 | 634 | 4.0 | 38t | 4 |
| A. Smith | 84 | 498 | 5.9 | 49 | 2 |
| Ware | 72 | 403 | 5.6 | 52 | 6 |
| Charles | 71 | 364 | 5.1 | 34t | 4 |
| Davis | 28 | 72 | 2.6 | 10 | 1 |
| Thomas | 9 | 34 | 3.8 | 13 | 1 |
| Wilson | 5 | 26 | 5.2 | 8 | 0 |
| Maclin | 3 | 14 | 4.7 | 18 | 0 |
| Poe | 1 | 1 | 1.0 | 1t | 1 |
| Sherman | 1 | 0 | 0.0 | 0 | 0 |
| Daniel | 2 | -2 | -1.0 | -1 | 0 |
| CHIEFS TOTALS | 436 | 2044 | 4.7 | 52 | 19 |
| Opp. Total | 383 | 1571 | 4.1 | 42 | 7 |

TEAM LEADERS

Scoring: Cairo Santos 129 pts; 39 PATs, 30 FGs
INTs: Marcus Peters 8-280 yds.
Tackles: Derrick Johnson 116 (95 solo)
Sacks: Justin Houston 7.5 (-54.0)
Punting: Dustin Colquitt 75-3,333 yds., 44.4 avg., 37 In 20, 62 LG
Punt Returns: De'Anthony Thomas 29-227 yds., 7.8 avg., 0 TDs
Kickoff Returns: Knile Davis 24-603 yds., 25.1 avg., 0 TDs

LEAGUE STANDINGS



AMERICAN FOOTBALL CONFERENCE

| West Division | | | | |
|----------------|----|----|---|------|
| | W | L | T | Pct. |
| Denver | 12 | 4 | 0 | .750 |
| Kansas City† | 11 | 5 | 0 | .688 |
| Oakland | 7 | 9 | 0 | .438 |
| San Diego | 4 | 12 | 0 | .250 |
| North Division | | | | |
| | W | L | T | Pct. |
| Cincinnati | 12 | 4 | 0 | .750 |
| Pittsburgh† | 10 | 6 | 0 | .625 |
| Baltimore | 5 | 11 | 0 | .313 |
| Cleveland | 3 | 13 | 0 | .188 |
| East Division | | | | |
| | W | L | T | Pct. |
| New England | 12 | 4 | 0 | .750 |
| N.Y. Jets | 10 | 6 | 0 | .625 |
| Buffalo | 8 | 8 | 0 | .500 |
| Miami | 6 | 10 | 0 | .375 |
| South Division | | | | |
| | W | L | T | Pct. |
| Houston | 9 | 7 | 0 | .563 |
| Indianapolis | 8 | 8 | 0 | .500 |
| Jacksonville | 5 | 11 | 0 | .313 |
| Tennessee | 3 | 13 | 0 | .188 |



NATIONAL FOOTBALL CONFERENCE

| West Division | | | | |
|----------------|----|----|---|------|
| | W | L | T | Pct. |
| Arizona | 13 | 3 | 0 | .813 |
| Seattle† | 10 | 6 | 0 | .625 |
| St. Louis | 7 | 9 | 0 | .438 |
| San Francisco | 5 | 11 | 0 | .313 |
| North Division | | | | |
| | W | L | T | Pct. |
| Minnesota | 11 | 5 | 0 | .688 |
| Green Bay† | 10 | 6 | 0 | .625 |
| Detroit | 7 | 9 | 0 | .438 |
| Chicago | 6 | 10 | 0 | .375 |
| East Division | | | | |
| | W | L | T | Pct. |
| Washington | 9 | 7 | 0 | .563 |
| Philadelphia | 7 | 9 | 0 | .438 |
| N.Y. Giants | 6 | 10 | 0 | .375 |
| Dallas | 4 | 12 | 0 | .250 |
| South Division | | | | |
| | W | L | T | Pct. |
| Carolina | 15 | 1 | 0 | .938 |
| Atlanta | 8 | 8 | 0 | .500 |
| New Orleans | 7 | 9 | 0 | .438 |
| Tampa Bay | 6 | 10 | 0 | .375 |

AFC Championship: Denver 20, New England 18

NFC Championship: Carolina 49, Arizona 15

Super Bowl 50: Denver 24, Carolina 10

REGULAR STARTERS

| OFFENSE | | DEFENSE | |
|-----------|-------------------------|-------------|-----------------|
| WR | Jeremy Maclin | LE | Jaye Howard |
| LT | Eric Fisher | NT | Dontari Poe |
| LG | Jeff Allen | RE | Allen Bailey |
| C | Mitch Morse | LOLB | Justin Houston |
| RG | Laurent Duvernay-Tardif | LILB | Derrick Johnson |
| RT | Jah Reid | RILB | Josh Mauga |
| TE | Travis Kelce | ROLB | Tamba Hali |
| | Demetrius Harris | LCB | Marcus Peters |
| WR | Albert Wilson | RCB | Sean Smith |
| QB | Alex Smith | SS | Ron Parker |
| RB | Charcandrick West | FS | Eric Berry |
| K | Cairo Santos | P | Dustin Colquitt |

PRO BOWLERS IN BOLD

TEAM STATISTICS

| | CHIEFS | OPP. |
|------------------------|---------|---------|
| TOTAL FIRST DOWNS | 303 | 313 |
| Rushing | 116 | 86 |
| Passing | 155 | 193 |
| Penalty | 32 | 34 |
| 3rd Down: Made/Att | 76/199 | 72/217 |
| 3rd Down Pct. | 38.2 | 33.2 |
| 4th Down: Made/Att | 6/9 | 13/27 |
| 4th Down Pct. | 66.7 | 48.1 |
| TOTAL NET YARDS | 5,299 | 5,269 |
| Avg. Per Game | 331.2 | 329.3 |
| Total Plays | 955 | 1,037 |
| Avg. Per Play | 5.5 | 5.1 |
| NET YARDS RUSHING | 2,044 | 1,571 |
| Avg. Per Game | 127.8 | 98.2 |
| Total Rushes | 436 | 383 |
| NET YARDS PASSING | 3,255 | 3,698 |
| Avg. Per Game | 203.4 | 231.1 |
| Sacked/Yards Lost | 46/238 | 47/290 |
| Gross Yards | 3,493 | 3,988 |
| Att./Completions | 473/310 | 607/349 |
| Completion Pct. | 65.5 | 57.5 |
| Had Intercepted | 7 | 22 |
| PUNTS/AVERAGE | 75/44.4 | 78/44.7 |
| NET PUNTING AVG. | 75/40.8 | 78/39.3 |
| PENALTIES/YARDS | 104/878 | 110/941 |
| FUMBLES/BALL LOST | 16/8 | 19/7 |
| TOUCHDOWNS | 45 | 34 |
| Rushing/Passing | 19/20 | 7/25 |
| Defensive/Kicking Game | 6 | 2 |
| TIME OF POSSESSION | 30:55 | 29:05 |

| SCORE BY PERIODS | 1 | 2 | 3 | 4 | OT | Total |
|---------------------|-----------|------------|-----------|------------|----------|------------|
| CHIEFS TOTAL | 95 | 132 | 63 | 115 | 0 | 405 |
| Opp. Total | 70 | 70 | 60 | 87 | 0 | 287 |





Preseason (1-3)

| | | | | |
|------|---|-------|--------------|--------|
| 8/7 | W | 41-39 | CINCINNATI | 70,951 |
| 8/17 | L | 16-28 | at Carolina | 70,035 |
| 8/23 | L | 12-30 | MINNESOTA | 73,442 |
| 8/28 | L | 14-34 | at Green Bay | 74,059 |

Regular Season (9-7)

| | | | | |
|-------|---|-------|------------------|--------|
| 9/7 | L | 10-26 | TENNESSEE | 73,569 |
| 9/14 | L | 17-24 | at Denver | 76,900 |
| 9/21 | W | 34-15 | at Miami | 70,313 |
| 9/29 | W | 41-14 | NEW ENGLAND | 76,613 |
| 10/5 | L | 17-22 | at San Francisco | 70,799 |
| 10/19 | W | 23-20 | at San Diego | 65,260 |
| 10/26 | W | 34-7 | ST. LOUIS | 75,972 |
| 11/2 | W | 24-10 | N.Y. JETS | 74,127 |
| 11/9 | W | 17-13 | at Buffalo | 68,119 |
| 11/16 | W | 24-20 | SEATTLE | 76,463 |
| 11/20 | L | 20-24 | at Oakland | 52,865 |
| 11/30 | L | 16-29 | DENVER | 76,894 |
| 12/7 | L | 14-17 | at Arizona | 62,387 |
| 12/14 | W | 31-13 | OAKLAND | 72,153 |
| 12/21 | L | 12-20 | at Pittsburgh | 60,865 |
| 12/28 | W | 19-7 | SAN DIEGO | 73,952 |

INDIVIDUAL STATISTICS

| | Att. | Cmp. | PASSING | | TD | Int | LG | Rating |
|----------------------|------------|------------|-------------|-------------|-----------|----------|------------|-------------|
| | | | Yds. | Pct. | | | | |
| Smith | 464 | 303 | 3,265 | 65.3 | 18 | 6 | 70t | 93.4 |
| Daniel | 28 | 16 | 157 | 57.1 | 0 | 0 | 30 | 73.1 |
| Colquitt | 1 | 1 | 6 | 100.0 | 0 | 0 | 6 | 91.7 |
| CHIEFS TOTALS | 493 | 320 | 3428 | 64.9 | 18 | 6 | 70t | 92.2 |
| Opp. Total | 545 | 318 | 3505 | 58.3 | 22 | 6 | 48 | 86.4 |

| | No. | PASS RECEIVING | | LG | TD |
|----------------------|------------|----------------|-------------|------------|-----------|
| | | Yds. | Avg. | | |
| Kelce | 67 | 862 | 12.9 | 34 | 5 |
| Bowe | 60 | 754 | 12.6 | 37 | 0 |
| Charles | 40 | 291 | 7.3 | 30t | 5 |
| Fasano | 25 | 226 | 9.0 | 22 | 4 |
| Thomas | 23 | 156 | 6.8 | 30 | 0 |
| Wilson | 16 | 260 | 16.3 | 48 | 0 |
| Davis | 16 | 147 | 9.2 | 70t | 1 |
| Avery | 15 | 176 | 11.7 | 27 | 0 |
| Avant | 13 | 152 | 11.7 | 41 | 0 |
| Hemingway | 12 | 108 | 9.0 | 17 | 0 |
| Sherman | 10 | 71 | 7.1 | 24 | 1 |
| Jenkins | 9 | 93 | 10.3 | 27 | 0 |
| McKnight | 6 | 64 | 10.7 | 26 | 2 |
| Hammond Jr. | 4 | 45 | 11.3 | 22 | 0 |
| Harris | 3 | 20 | 6.7 | 10 | 0 |
| Supermaw | 1 | 3 | 3.0 | 3 | 0 |
| CHIEFS TOTALS | 320 | 3428 | 10.7 | 70t | 18 |
| Opp. Total | 318 | 3505 | 11.0 | 48 | 22 |

| | No. | RUSHING | | LG | TD |
|----------------------|------------|-------------|------------|------------|-----------|
| | | Yds. | Avg. | | |
| Charles | 206 | 1,033 | 5.0 | 63t | 9 |
| Davis | 134 | 463 | 3.5 | 48 | 6 |
| Smith | 49 | 254 | 5.2 | 25 | 1 |
| Thomas | 14 | 113 | 8.1 | 26 | 1 |
| Gray | 8 | 31 | 3.9 | 6t | 1 |
| Daniel | 4 | 15 | 3.8 | 9 | 0 |
| Sherman | 2 | 8 | 4.0 | 4 | 0 |
| McKnight | 1 | 3 | 3.0 | 3 | 0 |
| Jenkins | 2 | -2 | -1.0 | 0 | 0 |
| CHIEFS TOTALS | 420 | 1918 | 4.6 | 63t | 18 |
| Opp. Total | 433 | 2036 | 4.7 | 90t | 4 |

TEAM LEADERS

Scoring: Cairo Santos 113 pts; 38 PATs, 25 FGs
INTs: Kurt Coleman 3-12 yds.
Tackles: Josh Mauga 103 (82 solo)
Sacks: Justin Houston 22.0 (-99.0)
Punting: Dustin Colquitt 71-3164 yds., 44.6 avg., 31 In 20, 69 LG
Punt Returns: De'Anthony Thomas 34-405 yds., 11.9 avg., 1 TD
Kickoff Returns: Nile Davis 29-829 yds., 28.6 avg., 1 TD

LEAGUE STANDINGS



AMERICAN FOOTBALL CONFERENCE

| West Division | | | | |
|----------------|----|----|---|------|
| | W | L | T | Pct. |
| Denver | 12 | 4 | 0 | .750 |
| Kansas City | 9 | 7 | 0 | .563 |
| San Diego | 9 | 7 | 0 | .563 |
| Oakland | 3 | 13 | 0 | .188 |
| North Division | | | | |
| | W | L | T | Pct. |
| Pittsburgh | 11 | 5 | 0 | .688 |
| Cincinnati† | 10 | 5 | 1 | .656 |
| Baltimore† | 10 | 6 | 0 | .625 |
| Cleveland | 7 | 9 | 0 | .438 |
| East Division | | | | |
| | W | L | T | Pct. |
| New England | 12 | 4 | 0 | .750 |
| Buffalo | 9 | 7 | 0 | .563 |
| Miami | 8 | 8 | 0 | .500 |
| N.Y. Jets | 4 | 12 | 0 | .250 |
| South Division | | | | |
| | W | L | T | Pct. |
| Indianapolis | 11 | 5 | 0 | .688 |
| Houston | 9 | 7 | 0 | .563 |
| Jacksonville | 3 | 13 | 0 | .188 |
| Tennessee | 2 | 14 | 0 | .125 |



NATIONAL FOOTBALL CONFERENCE

| West Division | | | | |
|----------------|----|----|---|------|
| | W | L | T | Pct. |
| Seattle | 12 | 4 | 0 | .750 |
| Arizona† | 11 | 5 | 0 | .688 |
| San Francisco | 8 | 8 | 0 | .500 |
| St. Louis | 6 | 10 | 0 | .375 |
| North Division | | | | |
| | W | L | T | Pct. |
| Green Bay | 12 | 4 | 0 | .750 |
| Detroit† | 11 | 5 | 0 | .688 |
| Minnesota | 7 | 9 | 0 | .438 |
| Chicago | 5 | 11 | 0 | .313 |
| East Division | | | | |
| | W | L | T | Pct. |
| Dallas | 12 | 4 | 0 | .750 |
| Philadelphia | 10 | 6 | 0 | .625 |
| N.Y. Giants | 6 | 10 | 0 | .375 |
| Washington | 4 | 12 | 0 | .250 |
| South Division | | | | |
| | W | L | T | Pct. |
| Carolina | 7 | 8 | 1 | .469 |
| New Orleans | 7 | 9 | 0 | .438 |
| Atlanta | 6 | 10 | 0 | .375 |
| Tampa Bay | 2 | 14 | 0 | .125 |

AFC Championship: New England 45, Indianapolis 7

NFC Championship: Seattle 28, Green Bay 22 (OT)

Super Bowl XLIX: New England 28, Seattle 24

REGULAR STARTERS

| OFFENSE | | DEFENSE | |
|-----------|-----------------|-------------|-----------------------|
| WR | Dwayne Bowe | LE | Jaye Howard |
| LT | Eric Fisher | NT | Dontari Poe |
| LG | Mike McGlynn | RE | Allen Bailey |
| C | Rodney Hudson | LOLB | Justin Houston |
| RG | Zach Fulton | LILB | Josh Mauga |
| RT | Ryan Harris | RILB | James-Michael Johnson |
| TE | Anthony Fasano | ROLB | Tamba Hali |
| FB | Anthony Sherman | LCB | Phillip Gaines |
| TE | Travis Kelce | RCB | Sean Smith |
| QB | Alex Smith | SS | Ron Parker |
| RB | Jamaal Charles | FS | Husain Abdullah |
| K | Cairo Santos | P | Dustin Colquitt |

PRO BOWLERS IN BOLD

TEAM STATISTICS

| | CHIEFS | OPP. |
|------------------------|---------|---------|
| TOTAL FIRST DOWNS | 309 | 310 |
| Rushing | 92 | 108 |
| Passing | 184 | 184 |
| Penalty | 33 | 18 |
| 3rd Down: Made/Att | 80/201 | 79/216 |
| 3rd Down Pct. | 39.8 | 36.6 |
| 4th Down: Made/Att | 5/12 | 8/21 |
| 4th Down Pct. | 41.7 | 38.1 |
| TOTAL NET YARDS | 5,100 | 5,288 |
| Avg. Per Game | 318.8 | 330.5 |
| Total Plays | 962 | 1,024 |
| Avg. Per Play | 5.3 | 5.2 |
| NET YARDS RUSHING | 1,918 | 2,036 |
| Avg. Per Game | 119.9 | 127.3 |
| Total Rushes | 420 | 433 |
| NET YARDS PASSING | 3,182 | 3,252 |
| Avg. Per Game | 198.9 | 203.3 |
| Sacked/Yards Lost | 49/246 | 46/253 |
| Gross Yards | 3,428 | 3,505 |
| Att./Completions | 493/320 | 545/318 |
| Completion Pct. | 64.9 | 58.3 |
| Had Intercepted | 6 | 6 |
| PUNTS/AVERAGE | 71/44.6 | 78/47.4 |
| NET PUNTING AVG. | 71/40.5 | 78/38.9 |
| PENALTIES/YARDS | 88/681 | 107/851 |
| FUMBLES/BALL LOST | 22/11 | 17/8 |
| TOUCHDOWNS | 40 | 26 |
| Rushing/Passing | 18/18 | 4/22 |
| Defensive/Kicking Game | 4 | 0 |
| TIME OF POSSESSION | 29:59 | 30:01 |

| SCORE BY PERIODS | 1 | 2 | 3 | 4 | OT | Total |
|---------------------|-----------|------------|-----------|------------|----------|------------|
| CHIEFS TOTAL | 61 | 107 | 77 | 108 | 0 | 353 |
| Opp. Total | 58 | 103 | 69 | 51 | 0 | 281 |





| Preseason (2-2) | | |
|----------------------------|---|----------------------------------------|
| 8/9 | L | 13-17 at New Orleans 72,080 |
| 8/16 | L | 13-15 SAN FRANCISCO 64,434 |
| 8/24 | W | 26-20 at Pittsburgh 51,852 |
| 8/29 | W | 30-8 GREEN BAY 65,053 |
| Regular Season (11-5) | | |
| 9/8 | W | 28-2 at Jacksonville 59,416 |
| 9/15 | W | 17-16 DALLAS 76,952 |
| 9/19 | W | 26-16 at Philadelphia 69,144 |
| 9/29 | W | 31-7 N.Y. GIANTS 73,386 |
| 10/6 | W | 26-17 at Tennessee 69,143 |
| 10/13 | W | 24-7 OAKLAND 76,394 |
| 10/20 | W | 17-16 HOUSTON 74,118 |
| 10/27 | W | 23-17 CLEVELAND 74,307 |
| 11/3 | W | 23-13 at Buffalo 68,159 |
| 11/17 | L | 17-27 at Denver (N) 77,076 |
| 11/24 | L | 38-41 SAN DIEGO 75,259 |
| 12/1 | L | 28-35 DENVER 77,065 |
| 12/8 | W | 45-10 at Washington 56,247 |
| 12/15 | W | 56-31 at Oakland 49,571 |
| 12/22 | L | 7-23 INDIANAPOLIS 75,396 |
| 12/29 | L | 24-27 OT at San Diego 66,374 |
| AFC Wild Card Playoff Game | | |
| 1/4 | L | 44-45 at Indianapolis 63,551 |

INDIVIDUAL STATISTICS

| PASSING | | | | | | | | |
|----------------------|------------|------------|-------------|-------------|-----------|----------|------------|-------------|
| | Att. | Cmp. | Yds. | Pct. | TD | Int | LG | Rating |
| Smith | 508 | 308 | 3,313 | 60.6 | 23 | 7 | 71t | 89.1 |
| Daniel | 38 | 25 | 248 | 65.8 | 1 | 1 | 48 | 81.9 |
| CHIEFS TOTALS | 546 | 333 | 3561 | 61.0 | 24 | 8 | 71t | 88.6 |
| Opp. Total | 592 | 334 | 4271 | 56.4 | 25 | 21 | 77 | 78.5 |

| PASS RECEIVING | | | | | |
|----------------------|------------|-------------|-------------|------------|-----------|
| | No. | Yds. | Avg. | LG | TD |
| Charles | 70 | 693 | 9.9 | 71t | 7 |
| Bowe | 57 | 673 | 11.8 | 34t | 5 |
| McCluster | 53 | 511 | 9.6 | 43 | 2 |
| Avery | 40 | 596 | 14.9 | 51 | 2 |
| McGrath | 26 | 302 | 11.6 | 25 | 2 |
| Fasano | 23 | 200 | 8.7 | 20 | 3 |
| Sherman | 18 | 155 | 8.6 | 26 | 1 |
| Hemingway | 13 | 125 | 9.6 | 24 | 2 |
| Davis | 11 | 75 | 6.8 | 17 | 0 |
| Jenkins | 8 | 130 | 16.3 | 48 | 0 |
| Gray | 7 | 46 | 6.6 | 18 | 0 |
| Brock | 3 | 36 | 12.0 | 25 | 0 |
| Hall | 2 | 20 | 10.0 | 11 | 0 |
| Gordon | 1 | 3 | 3.0 | 3 | 0 |
| Smith | 1 | -4 | -4.0 | -4 | 0 |
| CHIEFS TOTALS | 333 | 3561 | 10.7 | 71t | 24 |
| Opp. Total | 334 | 4271 | 12.8 | 77 | 25 |

| RUSHING | | | | | |
|----------------------|------------|-------------|------------|-----------|-----------|
| | No. | Yds. | Avg. | LG | TD |
| Charles | 259 | 1,287 | 5.0 | 46 | 12 |
| Smith | 76 | 431 | 5.7 | 26 | 1 |
| Davis | 70 | 242 | 3.5 | 20 | 4 |
| Daniel | 14 | 52 | 3.7 | 29 | 0 |
| Gray | 9 | 24 | 2.7 | 9 | 0 |
| Avery | 2 | 6 | 3.0 | 4 | 0 |
| Jenkins | 2 | 6 | 3.0 | 5 | 0 |
| McCluster | 8 | 5 | 0.6 | 5 | 0 |
| Sherman | 2 | 3 | 1.5 | 2 | 0 |
| CHIEFS TOTALS | 442 | 2056 | 4.7 | 46 | 17 |
| Opp. Total | 428 | 1923 | 4.5 | 61 | 9 |

TEAM LEADERS

Scoring: Ryan Succop 118 pts; 52 PATs, 22 FGs
INTs: Quintin Demps 4-61 yds.
Tackles: Derrick Johnson 107 (95 solo)
Sacks: Tamba Hall 11.0 (-78.5)
 Justin Houston 11.0 (-75.0)
Punting: Dustin Colquitt 87-4005 yds., 46.0 avg., 35 In 20, 65 LG
Punt Returns: Dexter McCluster 58-686 yds., 11.8 avg., 2 TDs
Kickoff Returns: Quintin Demps 33-992 yds., 30.1 avg., 1 TD

LEAGUE STANDINGS



AMERICAN FOOTBALL CONFERENCE

| West Division | | | | |
|----------------|----|----|---|------|
| | W | L | T | Pct. |
| Denver | 13 | 3 | 0 | .813 |
| Kansas City† | 11 | 5 | 0 | .688 |
| San Diego† | 9 | 7 | 0 | .563 |
| Oakland | 4 | 12 | 0 | .250 |
| North Division | | | | |
| | W | L | T | Pct. |
| Cincinnati | 11 | 5 | 0 | .688 |
| Pittsburgh | 8 | 8 | 0 | .500 |
| Baltimore | 8 | 8 | 0 | .500 |
| Cleveland | 4 | 12 | 0 | .250 |
| East Division | | | | |
| | W | L | T | Pct. |
| New England | 12 | 4 | 0 | .750 |
| N.Y. Jets | 8 | 8 | 0 | .500 |
| Miami | 8 | 8 | 0 | .500 |
| Buffalo | 6 | 10 | 0 | .375 |
| South Division | | | | |
| | W | L | T | Pct. |
| Indianapolis | 11 | 5 | 0 | .688 |
| Tennessee | 7 | 9 | 0 | .438 |
| Jacksonville | 4 | 12 | 0 | .250 |
| Houston | 2 | 14 | 0 | .125 |



NATIONAL FOOTBALL CONFERENCE

| West Division | | | | |
|----------------|----|----|---|------|
| | W | L | T | Pct. |
| Seattle | 13 | 3 | 0 | .813 |
| San Francisco† | 12 | 4 | 0 | .750 |
| Arizona | 10 | 6 | 0 | .625 |
| St. Louis | 7 | 9 | 0 | .438 |
| North Division | | | | |
| | W | L | T | Pct. |
| Green Bay | 8 | 7 | 1 | .531 |
| Chicago | 8 | 8 | 0 | .500 |
| Detroit | 7 | 9 | 0 | .438 |
| Minnesota | 5 | 10 | 1 | .344 |
| East Division | | | | |
| | W | L | T | Pct. |
| Philadelphia | 10 | 6 | 0 | .625 |
| Dallas | 8 | 8 | 0 | .500 |
| N.Y. Giants | 7 | 9 | 0 | .438 |
| Washington | 3 | 13 | 0 | .188 |
| South Division | | | | |
| | W | L | T | Pct. |
| Carolina | 12 | 4 | 0 | .750 |
| New Orleans† | 11 | 5 | 0 | .688 |
| Atlanta | 4 | 12 | 0 | .250 |
| Tampa Bay | 4 | 12 | 0 | .250 |

AFC Championship: Denver 26, New England 16

NFC Championship: Seattle 23, San Francisco 17

Super Bowl XLVIII: Seattle 43, Denver 8

REGULAR STARTERS

| OFFENSE | | DEFENSE | |
|---------|------------------|---------|-----------------|
| WR | Dwayne Bowe | LE | Tyson Jackson |
| LT | Branden Albert | NT | Dontari Poe |
| LG | Jeff Allen | RE | Mike DeVito |
| C | Rodney Hudson | LOLB | Justin Houston |
| RG | Geoff Schwartz | LILB | Akeem Jordan |
| RT | Eric Fisher | RILB | Derrick Johnson |
| TE | Anthony Fasano | ROLB | Tamba Hall |
| WR | Dexter McCluster | LCB | Brandon Flowers |
| WR | Donnie Avery | RCB | Sean Smith |
| QB | Alex Smith | SS | Eric Berry |
| RB | Jamaal Charles | FS | Kendrick Lewis |
| | | P | Dustin Colquitt |

PRO BOWLERS IN BOLD

TEAM STATISTICS

| | CHIEFS | OPP. |
|------------------------|---------|---------|
| TOTAL FIRST DOWNS | 323 | 303 |
| Rushing | 110 | 88 |
| Passing | 179 | 189 |
| Penalty | 34 | 26 |
| 3rd Down: Made/Att | 74/213 | 78/229 |
| 3rd Down Pct. | 34.7 | 34.1 |
| 4th Down: Made/Att | 4/11 | 9/18 |
| 4th Down Pct. | 36.4 | 50.0 |
| TOTAL NET YARDS | 5,396 | 5,885 |
| Avg. Per Game | 337.3 | 367.8 |
| Total Plays | 1,029 | 1,067 |
| Avg. Per Play | 5.2 | 5.5 |
| NET YARDS RUSHING | 2,056 | 1,923 |
| Avg. Per Game | 128.5 | 120.2 |
| Total Rushes | 442 | 428 |
| NET YARDS PASSING | 3,340 | 3,962 |
| Avg. Per Game | 208.8 | 247.6 |
| Sacked/Yards Lost | 41/221 | 47/309 |
| Gross Yards | 3,561 | 4,271 |
| Att./Completions | 546/333 | 592/334 |
| Completion Pct. | 61.0 | 56.4 |
| Had Intercepted | 8 | 21 |
| PUNTS/AVERAGE | 89/45.3 | 87/46.6 |
| NET PUNTING AVG. | 89/39.4 | 87/37.7 |
| PENALTIES/YARDS | 101/774 | 112/852 |
| FUMBLES/BALL LOST | 21/10 | 22/15 |
| TOUCHDOWNS | 52 | 34 |
| Rushing/Passing | 41 | 34 |
| Defensive/Kicking Game | 11 | 0 |
| TIME OF POSSESSION | 30:43 | 29:17 |

| SCORE BY PERIODS | 1 | 2 | 3 | 4 | OT | Total |
|---------------------|------------|------------|-----------|------------|----------|------------|
| CHIEFS TOTAL | 124 | 133 | 65 | 108 | 0 | 430 |
| Opp. Total | 51 | 106 | 91 | 54 | 3 | 305 |





2-14 • 4th AFC West • Romeo Crennel

Preseason (1-3)

| | | | | |
|------|---|-------|--------------|--------|
| 8/10 | W | 27-17 | ARIZONA | 64,212 |
| 8/18 | L | 31-17 | at St. Louis | 53,272 |
| 8/24 | L | 44-14 | SEATTLE | 63,870 |
| 8/30 | L | 24-3 | at Green Bay | 67,999 |

Regular Season (2-14)

| | | | | |
|-------|---|----------|----------------|--------|
| 9/9 | L | 24-40 | ATLANTA | 71,180 |
| 9/16 | L | 17-35 | at Buffalo | 69,402 |
| 9/23 | W | 27-24 OT | at New Orleans | 72,226 |
| 9/30 | L | 37-20 | SAN DIEGO | 69,979 |
| 10/7 | L | 9-6 | BALTIMORE | 68,803 |
| 10/14 | L | 38-10 | at Tampa Bay | 46,500 |
| 10/28 | L | 26-16 | OAKLAND | 74,730 |
| 11/1 | L | 31-13 | at San Diego | 55,831 |
| 11/12 | L | 16-13 OT | at Pittsburgh | 57,644 |
| 11/18 | L | 28-6 | CINCINNATI | 63,336 |
| 11/25 | L | 17-9 | DENVER | 74,244 |
| 12/2 | W | 27-21 | CAROLINA | 62,860 |
| 12/9 | L | 30-7 | at Cleveland | 62,422 |
| 12/16 | L | 15-0 | at Oakland | 51,446 |
| 12/23 | L | 20-13 | INDIANAPOLIS | 62,938 |
| 12/30 | L | 38-3 | at Denver | 76,502 |

INDIVIDUAL STATISTICS

| | Att. | Cmp. | PASSING Yds. | Pct. | TD | Int | LG | Rating |
|----------------------|------------|------------|-----------------|-------------|----------|-----------|-----------|-------------|
| Cassel | 277 | 161 | 1796 | 58.1 | 6 | 12 | 46 | 66.7 |
| Quinn | 197 | 112 | 1141 | 56.9 | 2 | 8 | 57 | 60.1 |
| Hillis | 1 | 0 | 0 | 0.0 | 0 | 0 | 0 | 39.6 |
| CHIEFS TOTALS | 475 | 273 | 2937 | 57.5 | 8 | 20 | 57 | 63.8 |
| Opp. Total | 464 | 279 | 3694 | 60.1 | 29 | 7 | 62t | 99.9 |

| | No. | PASS RECEIVING Yds. | Avg. | LG | TD |
|----------------------|------------|------------------------|-------------|-----------|----------|
| Bowe | 59 | 801 | 13.6 | 47 | 3 |
| McCluster | 52 | 452 | 8.7 | 31 | 1 |
| Charles | 35 | 236 | 6.7 | 22 | 1 |
| Moeaki | 33 | 453 | 13.7 | 38 | 1 |
| Draughn | 24 | 158 | 6.6 | 23 | 0 |
| Baldwin | 20 | 325 | 16.3 | 57 | 1 |
| Hillis | 10 | 62 | 6.2 | 15 | 0 |
| Copper | 8 | 79 | 9.9 | 17 | 0 |
| Breaston | 7 | 74 | 10.6 | 24 | 0 |
| Wylie | 6 | 53 | 8.8 | 16 | 0 |
| Newsome | 5 | 73 | 14.6 | 28 | 0 |
| Maneri | 5 | 51 | 10.2 | 19 | 0 |
| Boss | 3 | 65 | 21.7 | 29 | 1 |
| O'Connell | 3 | 18 | 6.0 | 11 | 0 |
| Gray | 2 | 18 | 9.0 | 12 | 0 |
| Eachus | 1 | 19 | 19.0 | 19 | 0 |
| CHIEFS TOTALS | 273 | 2937 | 10.8 | 57 | 8 |
| Opp. Total | 279 | 3694 | 13.2 | 62t | 29 |

| | No. | RUSHING Yds. | Avg. | LG | TD |
|----------------------|------------|-----------------|------------|------------|----------|
| Charles | 285 | 1509 | 5.3 | 91t | 5 |
| Hillis | 85 | 309 | 3.6 | 18 | 1 |
| Draughn | 59 | 233 | 3.9 | 25 | 2 |
| Cassel | 27 | 145 | 5.4 | 21 | 1 |
| McCluster | 12 | 70 | 5.8 | 19 | 0 |
| Quinn | 19 | 66 | 3.5 | 12 | 0 |
| Gray | 7 | 44 | 6.3 | 15 | 0 |
| Eachus | 5 | 18 | 3.6 | 7 | 0 |
| Copper | 1 | 1 | 1.0 | 1 | 0 |
| CHIEFS TOTALS | 500 | 2395 | 4.8 | 91t | 9 |
| Opp. Total | 482 | 2171 | 4.5 | 47 | 11 |

TEAM LEADERS

Scoring: Ryan Succop 101 pts; 17 PATs; 28 FGs
INTs: Brandon Flowers 3-28 yds
Tackles: Derrick Johnson 125 (110 solo)
Sacks: Justin Houston 10.0 (-69.0 yds.)
Punting: Dustin Colquitt 83-3887 yds., 46.8 avg., 45 In 20, 71 LG
Punt Returns: Javier Arenas 34-303 yds., 8.9 avg., 0 TDs
Kickoff Returns: Shaun Draughn 23-537 yds., 23.3 avg., 0 TDs

LEAGUE STANDINGS



AMERICAN FOOTBALL CONFERENCE

| West Division | | | | |
|----------------|----|----|---|------|
| | W | L | T | Pct. |
| Denver | 13 | 3 | 0 | .813 |
| San Diego | 7 | 9 | 0 | .438 |
| Oakland | 4 | 12 | 0 | .250 |
| Kansas City | 2 | 14 | 0 | .125 |
| North Division | | | | |
| | W | L | T | Pct. |
| Baltimore | 10 | 6 | 0 | .625 |
| Cincinnati † | 10 | 6 | 0 | .625 |
| Pittsburgh | 8 | 8 | 0 | .500 |
| Cleveland | 5 | 11 | 0 | .313 |
| East Division | | | | |
| | W | L | T | Pct. |
| New England | 12 | 4 | 0 | .750 |
| Miami | 7 | 9 | 0 | .438 |
| N.Y. Jets | 6 | 10 | 0 | .375 |
| Buffalo | 6 | 10 | 0 | .375 |
| South Division | | | | |
| | W | L | T | Pct. |
| Houston | 12 | 4 | 0 | .750 |
| Indianapolis † | 11 | 5 | 0 | .688 |
| Tennessee | 6 | 10 | 0 | .375 |
| Jacksonville | 2 | 14 | 0 | .125 |



NATIONAL FOOTBALL CONFERENCE

| West Division | | | | |
|----------------|----|----|---|------|
| | W | L | T | Pct. |
| San Francisco | 11 | 4 | 1 | .719 |
| Seattle † | 11 | 5 | 0 | .688 |
| St. Louis | 7 | 8 | 1 | .469 |
| Arizona | 5 | 11 | 0 | .313 |
| North Division | | | | |
| | W | L | T | Pct. |
| Green Bay | 11 | 5 | 0 | .688 |
| Minnesota † | 10 | 6 | 0 | .625 |
| Chicago | 10 | 6 | 0 | .625 |
| Detroit | 4 | 12 | 0 | .250 |
| East Division | | | | |
| | W | L | T | Pct. |
| Washington | 10 | 6 | 0 | .625 |
| N.Y. Giants | 9 | 7 | 0 | .563 |
| Dallas | 8 | 8 | 0 | .500 |
| Philadelphia | 4 | 12 | 0 | .250 |
| South Division | | | | |
| | W | L | T | Pct. |
| Atlanta | 13 | 3 | 0 | .813 |
| Carolina | 7 | 9 | 0 | .438 |
| New Orleans | 7 | 9 | 0 | .438 |
| Tampa Bay | 7 | 9 | 0 | .438 |

AFC Championship: Baltimore 28, New England 13
NFC Championship: San Francisco 28, Atlanta 24
Super Bowl XLVII: Baltimore 34, San Francisco 31

REGULAR STARTERS

| OFFENSE | | DEFENSE | |
|---------|------------------|---------|-----------------|
| WR | Dwayne Bowe | LE | Tyson Jackson |
| LT | Branden Albert | NT | Dontari Poe |
| LG | Jeff Allen | RE | Ropati Pitoitua |
| C | Ryan Lilja | LOLB | Justin Houston |
| RG | Jon Asamoah | LILB | Jovan Belcher |
| RT | Eric Winston | RILB | Derrick Johnson |
| TE | Tony Moeaki | ROLB | Tamba Hali |
| WR | Dexter McCluster | LCB | Brandon Flowers |
| QB | Matt Cassel | RCB | Javier Arenas |
| | Brady Quinn | SS | Eric Berry |
| TE | Steve Maneri | FS | Kendrick Lewis |
| RB | Jamaal Charles | P | Dustin Colquitt |
| K | Ryan Succop | | |

PRO BOWLERS IN BOLD

TEAM STATISTICS

| | CHIEFS | OPP. |
|------------------------|---------|---------|
| TOTAL FIRST DOWNS | 286 | 301 |
| Rushing | 118 | 106 |
| Passing | 144 | 176 |
| Penalty | 24 | 19 |
| 3rd Down: Made/Att | 70/212 | 79/202 |
| 3rd Down Pct. | 33.0 | 39.1 |
| 4th Down: Made/Att | 7/15 | 3/4 |
| 4th Down Pct. | 46.7 | 75.0 |
| TOTAL NET YARDS | 5108 | 5704 |
| Avg. Per Game | 319.3 | 356.5 |
| Total Plays | 1015 | 973 |
| Avg. Per Play | 5.0 | 5.9 |
| NET YARDS RUSHING | 2395 | 2171 |
| Avg. Per Game | 149.7 | 135.7 |
| Total Rushes | 500 | 482 |
| NET YARDS PASSING | 2713 | 3533 |
| Avg. Per Game | 169.6 | 220.8 |
| Sacked/Yards Lost | 40/224 | 27/161 |
| Gross Yards | 2937 | 3694 |
| Att./Completions | 475/224 | 464/279 |
| Completion Pct. | 57.5 | 60.1 |
| Had Intercepted | 20 | 7 |
| PUNTS/AVERAGE | 83/46.8 | 74/46.8 |
| NET PUNTING AVG. | 83/40.8 | 74/39.0 |
| PENALTIES/YARDS | 92/733 | 81/670 |
| FUMBLES/BALL LOST | 26/17 | 19/6 |
| TOUCHDOWNS | 18 | 47 |
| Rushing/Passing | 9/8 | 11/29 |
| Defensive/Kicking Game | 1/0 | 7/0 |
| TIME OF POSSESSION | 30:02 | 29:58 |

| SCORE BY PERIODS | 1 | 2 | 3 | 4 | OT | Total |
|---------------------|-----------|-----------|-----------|-----------|----------|------------|
| CHIEFS TOTAL | 42 | 54 | 43 | 69 | 3 | 211 |
| Opp. Total | 95 | 121 | 106 | 100 | 3 | 425 |



2011

KANSAS CITY CHIEFS



7-9 • 4th AFC West • Todd Haley (5-8), Romeo Crennel (2-1)**

Preseason (0-4)

| | | | | |
|------|---|-------|--------------|--------|
| 8/12 | L | 0-25 | TAMPA BAY | 67,537 |
| 8/19 | L | 13-31 | at Baltimore | 70,690 |
| 8/26 | L | 10-14 | ST. LOUIS | 67,837 |
| 9/1 | L | 19-20 | at Green Bay | 67,555 |

Regular Season (7-9)

| | | | | |
|-------|---|----------|-----------------|--------|
| 9/11 | L | 7-41 | BUFFALO | 68,755 |
| 9/18 | L | 3-48 | at Detroit | 60,040 |
| 9/25 | L | 17-20 | at San Diego | 62,236 |
| 10/2 | W | 22-17 | MINNESOTA | 72,931 |
| 10/9 | W | 28-24 | at Indianapolis | 65,088 |
| 10/23 | W | 28-0 | at Oakland | 57,361 |
| 10/31 | W | 23-20 OT | SAN DIEGO | 72,733 |
| 11/6 | L | 3-31 | MIAMI | 72,263 |
| 11/13 | L | 10-17 | DENVER | 72,908 |
| 11/21 | L | 3-34 | at New England | 68,756 |
| 11/27 | L | 9-13 | PITTSBURGH | 72,173 |
| 12/4 | W | 10-3 | at Chicago | 61,973 |
| 12/11 | L | 10-37 | at N.Y. Jets | 79,088 |
| 12/18 | W | 19-14 | GREEN BAY | 74,093 |
| 12/24 | L | 13-16 OT | OAKLAND | 70,803 |
| 1/1 | W | 7-3 | at Denver | 76,005 |

INDIVIDUAL STATISTICS

| | Att. | Cmp. | PASSING Yds. | Pct. | TD | Int | LG | Rating |
|----------------------|------------|------------|-----------------|-------------|-----------|-----------|------------|-------------|
| Cassel | 269 | 160 | 1713 | 59.5 | 10 | 9 | 52t | 76.6 |
| Palko | 134 | 80 | 796 | 59.7 | 2 | 7 | 38t | 59.8 |
| Orton | 97 | 59 | 779 | 60.8 | 1 | 2 | 49 | 81.1 |
| CHIEFS TOTALS | 500 | 299 | 3288 | 59.8 | 13 | 18 | 52t | 73.0 |
| Opp. Total | 454 | 257 | 3407 | 56.6 | 23 | 20 | 67t | 79.1 |

PASS RECEIVING

| | No. | Yds. | Avg. | LG | TD |
|----------------------|------------|-------------|-------------|------------|-----------|
| Bowe | 81 | 1159 | 14.3 | 52 | 5 |
| Breaston | 61 | 785 | 12.9 | 43 | 2 |
| McCluster | 46 | 328 | 7.1 | 49 | 1 |
| Pope | 24 | 247 | 10.3 | 39 | 1 |
| Baldwin | 21 | 254 | 12.1 | 39 | 1 |
| McClain | 14 | 82 | 5.9 | 14 | 1 |
| Colbert | 9 | 89 | 9.9 | 19 | 0 |
| Battle | 9 | 68 | 7.6 | 24 | 0 |
| Copper | 8 | 114 | 14.3 | 43 | 0 |
| O'Connell | 7 | 52 | 7.4 | 15 | 0 |
| Jones | 5 | 43 | 8.6 | 27 | 0 |
| Charles | 5 | 9 | 1.8 | 9 | 1 |
| Urban | 4 | 35 | 8.8 | 24 | 1 |
| Becht | 3 | 26 | 8.7 | 16 | 0 |
| Maneri | 1 | 1 | 1.0 | 1 | 0 |
| Cassel | 1 | -4 | -4.0 | -4 | 0 |
| CHIEFS TOTALS | 299 | 3288 | 11.0 | 52t | 13 |
| Opp. Total | 257 | 3407 | 13.3 | 67t | 23 |

RUSHING

| | No. | Yds. | Avg. | LG | TD |
|----------------------|------------|-------------|------------|-----------|----------|
| Battle | 149 | 597 | 4.0 | 34 | 2 |
| McCluster | 114 | 516 | 4.5 | 32 | 1 |
| Jones | 153 | 478 | 3.1 | 26 | 0 |
| Cassel | 25 | 99 | 4.0 | 11 | 0 |
| Charles | 12 | 83 | 6.9 | 24 | 0 |
| McClain | 15 | 51 | 3.4 | 12 | 1 |
| Breaston | 1 | 25 | 25.0 | 25 | 0 |
| Palko | 5 | 15 | 3.0 | 12 | 0 |
| Arenas | 3 | 12 | 4.0 | 7 | 1 |
| Bowe | 1 | 12 | 12.0 | 12 | 0 |
| Urban | 1 | 7 | 7.0 | 7 | 0 |
| Home | 1 | 5 | 5.0 | 5 | 0 |
| Colquitt | 1 | -3 | -3.0 | -3 | 0 |
| Orton | 6 | -4 | -0.7 | 2 | 0 |
| CHIEFS TOTALS | 487 | 1893 | 3.9 | 34 | 5 |
| Opp. Total | 508 | 2112 | 4.2 | 35 | 14 |

TEAM LEADERS

Scoring: Ryan Succop 92 pts; 20 PATs; 24 FGs
INTs: Brandon Flowers 4-95 yds.
 Brandon Carr 4-17 yds.
Tackles: Derrick Johnson 179 (131 solo)
Sacks: Tamba Hali 12.0 (-80.0 yds.)
Punting: Dustin Colquitt 89-4084 yds., 45.9 avg., 27 in 20, 68 LG
Punt Returns: Javier Arenas 32-410 yds., 12.8 avg., 0 TDs
Kickoff Returns: Dexter McCluster 25-557 yds., 22.3 avg., 0 TDs

LEAGUE STANDINGS



AMERICAN FOOTBALL CONFERENCE

| West Division | | | | |
|----------------|----|----|---|------|
| | W | L | T | Pct. |
| Denver | 8 | 8 | 0 | .500 |
| San Diego | 8 | 8 | 0 | .500 |
| Oakland | 8 | 8 | 0 | .500 |
| Kansas City | 7 | 9 | 0 | .438 |
| North Division | | | | |
| | W | L | T | Pct. |
| Baltimore | 12 | 4 | 0 | .750 |
| Pittsburgh † | 12 | 4 | 0 | .750 |
| Cincinnati † | 9 | 7 | 0 | .562 |
| Cleveland | 4 | 12 | 0 | .250 |
| East Division | | | | |
| | W | L | T | Pct. |
| New England | 13 | 3 | 0 | .812 |
| N.Y. Jets | 8 | 8 | 0 | .500 |
| Miami | 6 | 10 | 0 | .375 |
| Buffalo | 6 | 10 | 0 | .375 |
| South Division | | | | |
| | W | L | T | Pct. |
| Houston | 10 | 6 | 0 | .625 |
| Tennessee | 9 | 7 | 0 | .562 |
| Jacksonville | 5 | 11 | 0 | .312 |
| Indianapolis | 2 | 14 | 0 | .125 |



NATIONAL FOOTBALL CONFERENCE

| West Division | | | | |
|----------------|----|----|---|------|
| | W | L | T | Pct. |
| San Francisco | 13 | 3 | 0 | .812 |
| Arizona | 8 | 8 | 0 | .500 |
| Seattle | 7 | 9 | 0 | .438 |
| St. Louis | 2 | 14 | 0 | .125 |
| North Division | | | | |
| | W | L | T | Pct. |
| Green Bay | 15 | 1 | 0 | .938 |
| Detroit † | 10 | 6 | 0 | .625 |
| Chicago | 8 | 8 | 0 | .500 |
| Minnesota | 3 | 13 | 0 | .188 |
| East Division | | | | |
| | W | L | T | Pct. |
| N.Y. Giants | 9 | 7 | 0 | .562 |
| Philadelphia | 8 | 8 | 0 | .500 |
| Dallas | 8 | 8 | 0 | .500 |
| Washington | 5 | 11 | 0 | .312 |
| South Division | | | | |
| | W | L | T | Pct. |
| New Orleans | 13 | 3 | 0 | .812 |
| Atlanta † | 10 | 6 | 0 | .625 |
| Carolina | 6 | 10 | 0 | .375 |
| Tampa Bay | 4 | 12 | 0 | .250 |

AFC Championship: New England 23, Baltimore 20
NFC Championship: N.Y. Giants 20, San Francisco 17
Super Bowl XLVI: N.Y. Giants 21, New England 17

REGULAR STARTERS

| OFFENSE | | DEFENSE | |
|-----------|------------------|-------------|-----------------|
| WR | Dwayne Bowe | LE | Tyson Jackson |
| LT | Branden Albert | NT | Kelly Gregg |
| LG | Ryan Lilja | RE | Glenn Dorsey |
| C | Casey Wiegmann | LOLB | Justin Houston |
| RT | Jon Asamoah | | Andy Studebaker |
| RG | Barry Richardson | LILB | Jovan Belcher |
| TE | Leonard Pope | RILB | Derrick Johnson |
| WR | Steve Breaston | ROLB | Tamba Hali |
| QB | Matt Cassel | LCB | Brandon Flowers |
| FB | Le'Ron McClain | RCB | Brandon Carr |
| RB | Jackie Battle | SS | Jon McGraw |
| | Thomas Jones | FS | Kendrick Lewis |
| K | Ryan Succop | P | Dustin Colquitt |

PRO BOWLERS IN BOLD

TEAM STATISTICS

| | CHIEFS | OPP. |
|------------------------|---------|---------|
| TOTAL FIRST DOWNS | 277 | 291 |
| Rushing | 89 | 96 |
| Passing | 163 | 169 |
| Penalty | 25 | 26 |
| 3rd Down: Made/Att | 81/225 | 72/210 |
| 3rd Down Pct. | .360 | .343 |
| 4th Down: Made/Att | 7/17 | 7/16 |
| 4th Down Pct. | .412 | .438 |
| TOTAL NET YARDS | 4973 | 5333 |
| Avg. Per Game | 310.8 | 333.3 |
| Total Plays | 1021 | 991 |
| Avg. Per Play | 4.9 | 5.4 |
| NET YARDS RUSHING | 1893 | 2112 |
| Avg. Per Game | 118.3 | 132.0 |
| Total Rushes | 487 | 508 |
| NET YARDS PASSING | 3080 | 3221 |
| Avg. Per Game | 192.5 | 201.3 |
| Sacked/Yards Lost | 34/208 | 29/186 |
| Gross Yards | 3288 | 3407 |
| Att./Completions | 500/299 | 454/257 |
| Completion Pct. | 59.8 | 56.6 |
| Had Intercepted | 18 | 20 |
| PUNTS/AVERAGE | 89/45.9 | 83/47.6 |
| NET PUNTING AVG. | 89/40.1 | 83/39.7 |
| PENALTIES/YARDS | 110/916 | 108/834 |
| FUMBLES/BALL LOST | 17/10 | 18/6 |
| TOUCHDOWNS | 20 | 38 |
| Rushing/Passing | 5/13 | 14/23 |
| Defensive/Kicking Game | 2/0 | 0/1 |
| TIME OF POSSESSION | 29:10 | 30:50 |

| SCORE BY PERIODS | 1 | 2 | 3 | 4 | OT | Total |
|---------------------|-----------|-----------|-----------|-----------|----------|------------|
| CHIEFS TOTAL | 58 | 40 | 43 | 68 | 3 | 212 |
| Opp. Total | 59 | 106 | 95 | 75 | 3 | 338 |



2010

KANSAS CITY CHIEFS



10-6 • 1st AFC West • Todd Haley

Preseason (1-3)

| | | | | |
|------|---|-------|--------------|--------|
| 8/13 | L | 10-20 | at Atlanta | 65,726 |
| 8/21 | L | 15-20 | at Tampa Bay | 41,386 |
| 8/27 | L | 17-20 | PHILADELPHIA | 64,809 |
| 9/2 | W | 17-13 | GREEN BAY | 63,843 |

Regular Season (10-6)

| | | | | |
|-------|---|----------|---------------------|--------|
| 9/13 | W | 21-14 | SAN DIEGO (Mon) (N) | 71,297 |
| 9/19 | W | 16-14 | at Cleveland | 65,377 |
| 9/26 | W | 31-10 | SAN FRANCISCO | 68,188 |
| 10/10 | L | 9-19 | at Indianapolis | 66,869 |
| 10/17 | L | 31-35 | at Houston | 70,926 |
| 10/24 | W | 42-20 | JACKSONVILLE | 69,105 |
| 10/31 | W | 13-10 OT | BUFFALO | 66,625 |
| 11/7 | L | 20-23 OT | at Oakland | 61,075 |
| 11/14 | L | 29-49 | at Denver | 75,334 |
| 11/21 | W | 31-13 | ARIZONA | 66,247 |
| 11/28 | W | 42-24 | at Seattle | 66,370 |
| 12/5 | W | 10-6 | DENVER | 67,267 |
| 12/12 | L | 0-31 | at San Diego | 66,780 |
| 12/19 | W | 27-13 | at St. Louis | 55,669 |
| 12/26 | W | 34-14 | TENNESSEE | 65,606 |
| 1/2 | L | 10-31 | OAKLAND | 67,045 |

AFC Wild Card Playoff Game

| | | | | |
|-----|---|------|-----------|--------|
| 1/9 | L | 7-30 | BALTIMORE | 72,190 |
|-----|---|------|-----------|--------|

INDIVIDUAL STATISTICS

| | Att. | Cmp. | PASSING | | | Int | LG | Rating |
|----------------------|------------|------------|-------------|-------------|-----------|----------|------------|-------------|
| | | | Yds. | Pct. | TD | | | |
| Cassel | 450 | 262 | 3116 | 58.2 | 27 | 7 | 75t | 93.0 |
| Croyle | 19 | 8 | 38 | 42.1 | 0 | 1 | 16 | 27.7 |
| Palko | 6 | 4 | 35 | 66.7 | 0 | 0 | 18 | 81.9 |
| CHIEFS TOTALS | 475 | 274 | 3189 | 57.7 | 27 | 8 | 75t | 90.1 |
| Opp. Total | 581 | 319 | 3777 | 54.9 | 23 | 14 | 87t | 78.1 |

| | No. | PASS RECEIVING | | LG | TD |
|----------------------|------------|----------------|-------------|------------|-----------|
| | | Yds. | Avg. | | |
| Bowe | 72 | 1162 | 16.1 | 75 | 15 |
| Moeaki | 47 | 556 | 11.8 | 34 | 3 |
| Charles | 45 | 468 | 10.4 | 31 | 3 |
| Chambers | 22 | 213 | 9.7 | 26 | 1 |
| McCluster | 21 | 209 | 10.0 | 31 | 1 |
| Copper | 18 | 157 | 8.7 | 20 | 0 |
| Jones | 14 | 122 | 8.7 | 20 | 0 |
| Pope | 10 | 76 | 7.6 | 14 | 2 |
| Castille | 10 | 43 | 4.3 | 14 | 0 |
| Tucker | 6 | 114 | 19.0 | 38 | 1 |
| Cox | 4 | 27 | 6.8 | 13 | 0 |
| O'Connell | 3 | 31 | 10.3 | 18 | 0 |
| Battle | 1 | 9 | 9.0 | 9 | 0 |
| Vrabel | 1 | 2 | 2.0 | 2 | 1 |
| CHIEFS TOTALS | 274 | 3189 | 11.6 | 75t | 27 |
| Opp. Total | 319 | 3777 | 11.8 | 87t | 23 |

| | No. | RUSHING | | LG | TD |
|----------------------|------------|-------------|------------|-----------|-----------|
| | | Yds. | Avg. | | |
| Charles | 230 | 1467 | 6.4 | 80 | 5 |
| Jones | 245 | 896 | 3.7 | 70 | 6 |
| Cassel | 33 | 125 | 3.8 | 23 | 0 |
| McCluster | 18 | 71 | 3.9 | 20 | 0 |
| Battle | 20 | 50 | 2.5 | 7 | 1 |
| Arenas | 1 | 5 | 5.0 | 5 | 0 |
| Palko | 2 | 5 | 2.5 | 6 | 0 |
| Bowe | 1 | 4 | 4.0 | 4 | 0 |
| Castille | 5 | 3 | 0.6 | 3 | 0 |
| Smith | 1 | 1 | 1.0 | 1 | 1 |
| CHIEFS TOTALS | 556 | 2627 | 4.7 | 80 | 13 |
| Opp. Total | 408 | 1764 | 4.3 | 38t | 11 |

TEAM LEADERS

Scoring: Ryan Succop 102 pts; 42 PATs; 20 FGs
INTs: Eric Berry 4-102 yds.
Tackles: Derrick Johnson 147 (107 solo)
Sacks: Tamba Hall 14.5 (-91.5 yds.)
Punting: Dustin Colquitt 88-3908 yds., 44.4 avg., 33 In 20, 72 LG
Punt Returns: Javier Arenas 39-322 yds., 8.3 avg., 0 TDs
Kickoff Returns: Dexter McCluster 26-527 yds., 20.3 avg., 0 TDs

LEAGUE STANDINGS



AMERICAN FOOTBALL CONFERENCE

| West Division | | | | |
|----------------|----|----|---|------|
| | W | L | T | Pct. |
| Kansas City | 10 | 6 | 0 | .625 |
| San Diego | 9 | 7 | 0 | .563 |
| Oakland | 8 | 8 | 0 | .500 |
| Denver | 4 | 12 | 0 | .250 |
| North Division | | | | |
| | W | L | T | Pct. |
| Pittsburgh | 12 | 4 | 0 | .750 |
| Baltimore † | 12 | 4 | 0 | .750 |
| Cleveland | 5 | 11 | 0 | .313 |
| Cincinnati | 4 | 12 | 0 | .250 |
| East Division | | | | |
| | W | L | T | Pct. |
| New England | 14 | 2 | 0 | .875 |
| N.Y. Jets † | 11 | 5 | 0 | .688 |
| Miami | 7 | 9 | 0 | .438 |
| Buffalo | 4 | 12 | 0 | .250 |
| South Division | | | | |
| | W | L | T | Pct. |
| Indianapolis | 10 | 6 | 0 | .625 |
| Jacksonville | 8 | 8 | 0 | .500 |
| Houston | 6 | 10 | 0 | .375 |
| Tennessee | 6 | 10 | 0 | .375 |



NATIONAL FOOTBALL CONFERENCE

| West Division | | | | |
|----------------|----|----|---|------|
| | W | L | T | Pct. |
| Seattle | 7 | 9 | 0 | .438 |
| St. Louis | 7 | 9 | 0 | .438 |
| San Francisco | 6 | 10 | 0 | .375 |
| Arizona | 5 | 11 | 0 | .313 |
| North Division | | | | |
| | W | L | T | Pct. |
| Chicago | 11 | 5 | 0 | .688 |
| Green Bay † | 10 | 6 | 0 | .625 |
| Detroit | 6 | 10 | 0 | .375 |
| Minnesota | 6 | 10 | 0 | .375 |
| East Division | | | | |
| | W | L | T | Pct. |
| Philadelphia | 10 | 6 | 0 | .625 |
| N.Y. Giants | 10 | 6 | 0 | .625 |
| Dallas | 6 | 10 | 0 | .375 |
| Washington | 6 | 10 | 0 | .375 |
| South Division | | | | |
| | W | L | T | Pct. |
| Atlanta | 13 | 3 | 0 | .813 |
| New Orleans † | 11 | 5 | 0 | .688 |
| Tampa Bay | 10 | 6 | 0 | .625 |
| Carolina | 2 | 14 | 0 | .125 |

AFC Championship: Pittsburgh 24, N.Y. Jets 19

NFC Championship: Green Bay 21, Chicago 14

Super Bowl XLV: Green Bay 31, Pittsburgh 25

REGULAR STARTERS

| OFFENSE | | DEFENSE | |
|----------------------------|-----------------------------|---------|--|
| WR Dwayne Bowe | LE Shaun Smith | | |
| LT Branden Albert | Tyson Jackson | | |
| LG Brian Waters | NT Ron Edwards | | |
| C Casey Wiegmann | RE Glenn Dorsey | | |
| RG Ryan Lilja | LOLB Mike Vrabel | | |
| RT Barry Richardson | LILB Jovan Belcher | | |
| TE Tony Moeaki | RILB Derrick Johnson | | |
| Leonard Pope | ROLB Tamba Hall | | |
| WR Chris Chambers | LCB Brandon Flowers | | |
| QB Matt Cassel | RCB Brandon Carr | | |
| FB Mike Cox | SS Eric Berry | | |
| RB Thomas Jones | FS Kendrick Lewis | | |
| Jamaal Charles | P Dustin Colquitt | | |
| K Ryan Succop | | | |

PRO BOWLERS IN BOLD

TEAM STATISTICS

| | CHIEFS | OPP. |
|------------------------|---------|---------|
| TOTAL FIRST DOWNS | 319 | 293 |
| Rushing | 129 | 88 |
| Passing | 167 | 186 |
| Penalty | 23 | 19 |
| 3rd Down: Made/Att | 83/226 | 84/223 |
| 3rd Down Pct. | 36.7 | 37.7 |
| 4th Down: Made/Att | 10/23 | 7/20 |
| 4th Down Pct. | 43.5 | 35.0 |
| TOTAL NET YARDS | 5595 | 5283 |
| Avg. Per Game | 349.7 | 330.2 |
| Total Plays | 1063 | 1028 |
| Avg. Per Play | 5.3 | 5.1 |
| NET YARDS RUSHING | 2627 | 1764 |
| Avg. Per Game | 164.2 | 110.3 |
| Total Rushes | 556 | 408 |
| NET YARDS PASSING | 2968 | 3519 |
| Avg. Per Game | 185.5 | 219.9 |
| Sacked/Yards Lost | 32/221 | 39/258 |
| Gross Yards | 3189 | 3777 |
| Att./Completions | 475/274 | 581/319 |
| Completion Pct. | 57.7 | 54.9 |
| Had Intercepted | 8 | 14 |
| PUNTS/AVERAGE | 90/43.8 | 89/45.2 |
| NET PUNTING AVG. | 90/36.9 | 89/36.4 |
| PENALTIES/YARDS | 90/771 | 111/922 |
| FUMBLES/BALL LOST | 15/6 | 23/9 |
| TOUCHDOWNS | 44 | 38 |
| Rushing/Passing | 40 | 34 |
| Defensive/Kicking Game | 4 | 4 |
| TIME OF POSSESSION | 31:04 | 28:56 |

| SCORE BY PERIODS | 1 | 2 | 3 | 4 | OT | Total |
|---------------------|-----------|------------|-----------|-----------|----------|------------|
| CHIEFS TOTAL | 55 | 137 | 77 | 94 | 3 | 366 |
| Opp. Total | 57 | 88 | 72 | 106 | 3 | 326 |





4-12 • 4th AFC West • Todd Haley

Preseason (0-4)

| | | | | |
|------|---|-------|--------------|--------|
| 8/15 | L | 10-16 | HOUSTON | 64,781 |
| 8/21 | L | 13-17 | at Minnesota | 62,782 |
| 8/29 | L | 10-14 | SEATTLE | 66,553 |
| 9/3 | L | 9-17 | at St. Louis | 46,616 |

Regular Season (4-12)

| | | | | |
|-------|---|----------|-----------------|--------|
| 9/13 | L | 24-38 | at Baltimore | 71,099 |
| 9/20 | L | 10-13 | OAKLAND | 69,169 |
| 9/27 | L | 14-34 | at Philadelphia | 69,144 |
| 10/4 | L | 16-27 | N.Y. GIANTS | 69,238 |
| 10/11 | L | 20-26 OT | DALLAS | 71,214 |
| 10/18 | W | 14-6 | at Washington | 79,572 |
| 10/25 | L | 7-37 | SAN DIEGO | 69,337 |
| 11/8 | L | 21-24 | at Jacksonville | 45,546 |
| 11/15 | W | 16-10 | at Oakland | 40,720 |
| 11/22 | W | 27-24 OT | PITTSBURGH | 70,261 |
| 11/29 | L | 14-43 | at San Diego | 65,280 |
| 12/6 | L | 13-44 | DENVER | 68,912 |
| 12/13 | L | 10-16 | BUFFALO | 68,668 |
| 12/20 | L | 34-41 | CLEVELAND | 53,315 |
| 12/27 | L | 10-17 | at Cincinnati | 64,333 |
| 1/3 | W | 44-24 | at Denver | 73,725 |

INDIVIDUAL STATISTICS

| | Att. | Cmp. | PASSING | | | TD | Int | LG | Rating |
|----------------------|------------|------------|-------------|-------------|-----------|-----------|-----------|-------------|--------|
| | | | Yds. | Pct. | | | | | |
| Cassel | 493 | 271 | 2924 | 55.0 | 16 | 16 | 61 | 69.9 | |
| Croyle | 40 | 23 | 230 | 57.5 | 2 | 0 | 50 | 90.6 | |
| Bradley | 1 | 1 | 26 | 100.0 | 0 | 0 | 26 | 118.8 | |
| Gutierrez | 1 | 1 | 3 | 100.0 | 0 | 0 | 3 | 79.2 | |
| Castille | 1 | 0 | 0 | 0.0 | 0 | 1 | --- | 0.0 | |
| CHIEFS TOTALS | 536 | 296 | 3183 | 55.2 | 18 | 17 | 61 | 70.8 | |
| Opp. Total | 509 | 302 | 3844 | 59.3 | 25 | 15 | 64t | 87.1 | |

| | No. | PASS RECEIVING | | LG | TD |
|----------------------|------------|----------------|-------------|-----------|-----------|
| | | Yds. | Avg. | | |
| Bowe | 47 | 589 | 12.5 | 41 | 4 |
| Charles | 40 | 297 | 7.4 | 49 | 1 |
| Chambers | 36 | 608 | 16.9 | 61 | 4 |
| Wade | 36 | 367 | 10.2 | 25 | 2 |
| Bradley | 24 | 320 | 13.3 | 50 | 2 |
| Long | 20 | 178 | 8.9 | 30 | 0 |
| Pope | 20 | 174 | 8.7 | 29 | 1 |
| Ryan | 14 | 135 | 9.6 | 43 | 2 |
| L. Johnson | 12 | 76 | 6.3 | 22 | 0 |
| Cox | 10 | 79 | 7.9 | 19 | 0 |
| Cottam | 9 | 120 | 13.3 | 26 | 0 |
| Savage | 7 | 51 | 7.3 | 12 | 0 |
| Engram | 5 | 61 | 12.2 | 18 | 0 |
| Copper | 4 | 68 | 17.0 | 50 | 0 |
| Castille | 4 | 37 | 9.3 | 20t | 1 |
| Ko. Smith | 2 | 9 | 4.5 | 5 | 0 |
| O'Connell | 2 | 7 | 3.5 | 4 | 0 |
| Battle | 2 | -3 | -1.5 | 3 | 0 |
| Lawrence | 1 | 9 | 9.0 | 9 | 0 |
| Vrabel | 1 | 1 | 1.0 | 1t | 1 |
| CHIEFS TOTALS | 296 | 3183 | 10.8 | 61 | 18 |
| Opp. Total | 302 | 3844 | 12.7 | 64t | 25 |

| | No. | RUSHING | | LG | TD |
|----------------------|------------|-------------|------------|------------|----------|
| | | Yds. | Avg. | | |
| Charles | 190 | 1120 | 5.9 | 76t | 7 |
| L. Johnson | 132 | 377 | 2.9 | 19 | 0 |
| Cassel | 50 | 189 | 3.8 | 13 | 0 |
| Castille | 14 | 55 | 3.9 | 16 | 0 |
| Savage | 10 | 45 | 4.5 | 11 | 0 |
| Lawrence | 2 | 42 | 21.0 | 26 | 0 |
| Ko. Smith | 15 | 33 | 2.2 | 12 | 0 |
| Battle | 7 | 21 | 3.0 | 12 | 0 |
| Bradley | 2 | 20 | 10.0 | 22 | 0 |
| Wade | 3 | 11 | 3.7 | 8 | 0 |
| J. Williams | 6 | 6 | 1.0 | 5 | 0 |
| Cox | 3 | 5 | 1.7 | 2 | 1 |
| McGraw | 1 | 4 | 4.0 | 4 | 0 |
| Thigpen | 1 | 2 | 2.0 | 2 | 0 |
| Colquitt | 1 | 0 | 0.0 | 0 | 0 |
| Long | 1 | -1 | -1.0 | -1 | 0 |
| CHIEFS TOTALS | 438 | 1929 | 4.4 | 76t | 8 |
| Opp. Total | 531 | 2504 | 4.7 | 78 | 18 |

TEAM LEADERS

Scoring: Ryan Succop 104 pts; 29 PATs; 25 FGs
 INTs: Brandon Flowers 5-38 yds.
 Tackles: Demorrio Williams 142 (90 solo)
 Sacks: Tamba Hali 8.5 (-45.5 yds.)
 Punting: Dustin Colquitt 96-4361 yds., 45.4 avg., 41 in 20, 70 LG
 Punt Returns: Bobby Wade 21-160 yds., 7.6 avg., 0 TDs
 Kickoff Returns: Jamaal Charles 36-925 yds., 25.7 avg., 1 TD

LEAGUE STANDINGS



AMERICAN FOOTBALL CONFERENCE

| West Division | | | | |
|----------------|----|----|---|------|
| | W | L | T | Pct. |
| San Diego | 13 | 3 | 0 | .813 |
| Denver | 8 | 8 | 0 | .500 |
| Oakland | 5 | 11 | 0 | .313 |
| Kansas City | 4 | 12 | 0 | .250 |
| North Division | | | | |
| | W | L | T | Pct. |
| Cincinnati | 10 | 6 | 0 | .625 |
| Baltimore † | 9 | 7 | 0 | .563 |
| Pittsburgh | 9 | 7 | 0 | .563 |
| Cleveland | 5 | 11 | 0 | .313 |
| East Division | | | | |
| | W | L | T | Pct. |
| New England | 10 | 6 | 0 | .625 |
| N.Y. Jets † | 9 | 7 | 0 | .563 |
| Miami | 7 | 9 | 0 | .438 |
| Buffalo | 6 | 10 | 0 | .375 |
| South Division | | | | |
| | W | L | T | Pct. |
| Indianapolis | 14 | 2 | 0 | .875 |
| Houston | 9 | 7 | 0 | .563 |
| Tennessee | 8 | 8 | 0 | .500 |
| Jacksonville | 7 | 9 | 0 | .438 |



NATIONAL FOOTBALL CONFERENCE

| West Division | | | | |
|----------------|----|----|---|------|
| | W | L | T | Pct. |
| Arizona | 10 | 6 | 0 | .625 |
| San Francisco | 8 | 8 | 0 | .500 |
| Seattle | 5 | 11 | 0 | .313 |
| St. Louis | 1 | 15 | 0 | .063 |
| North Division | | | | |
| | W | L | T | Pct. |
| Minnesota | 12 | 4 | 0 | .750 |
| Green Bay † | 11 | 5 | 0 | .688 |
| Chicago | 7 | 9 | 0 | .438 |
| Detroit | 2 | 14 | 0 | .125 |
| East Division | | | | |
| | W | L | T | Pct. |
| Dallas | 11 | 5 | 0 | .688 |
| Philadelphia † | 11 | 5 | 0 | .688 |
| N.Y. Giants | 8 | 8 | 0 | .500 |
| Washington | 4 | 12 | 0 | .250 |
| South Division | | | | |
| | W | L | T | Pct. |
| New Orleans | 13 | 3 | 0 | .813 |
| Atlanta | 9 | 7 | 0 | .563 |
| Carolina | 8 | 8 | 0 | .500 |
| Tampa Bay | 3 | 13 | 0 | .188 |

AFC Championship: Indianapolis 30, N.Y. Jets 17

NFC Championship: New Orleans 31, Minnesota 28 (OT)

Super Bowl XLIV: New Orleans 31, Indianapolis 17

REGULAR STARTERS

| OFFENSE | | DEFENSE | |
|---------|------------------|---------|-------------------|
| WR | Dwayne Bowe | LE | Tyson Jackson |
| LT | Branden Albert | NT | Ron Edwards |
| LG | Brian Waters | RE | Glenn Dorsey |
| C | Rudy Niswanger | LOLB | Mike Vrabel |
| RG | Mike Goff | LILB | Demorrio Williams |
| | Wade Smith | RILB | Corey Mays |
| RT | Ryan O'Callaghan | ROLB | Tamba Hali |
| TE | Sean Ryan | LCB | Brandon Flowers |
| | Leonard Pope | RCB | Brandon Carr |
| WR | Mark Bradley | SS | Mike Brown |
| | Chris Chambers | FS | Jarrad Page |
| QB | Matt Cassel | | Jon McGraw |
| FB | Mike Cox | P | Dustin Colquitt |
| RB | Jamaal Charles | | |
| | Larry Johnson | | |
| K | Ryan Succop | | |

PRO BOWLERS IN BOLD

TEAM STATISTICS

| | CHIEFS | OPP. |
|------------------------|---------|---------|
| TOTAL FIRST DOWNS | 256 | 318 |
| Rushing | 91 | 122 |
| Passing | 139 | 178 |
| Penalty | 26 | 18 |
| 3rd Down: Made/Att | 62/227 | 85/223 |
| 3rd Down Pct. | .273 | .381 |
| 4th Down: Made/Att | 14/29 | 6/11 |
| 4th Down Pct. | .483 | 54.5 |
| TOTAL NET YARDS | 4851 | 6211 |
| Avg. Per Game | 303.2 | 388.2 |
| Total Plays | 1019 | 1062 |
| Avg. Per Play | 4.8 | 5.8 |
| NET YARDS RUSHING | 1929 | 2504 |
| Avg. Per Game | 120.6 | 156.5 |
| Total Rushes | 438 | 531 |
| NET YARDS PASSING | 2922 | 3707 |
| Avg. Per Game | 182.6 | 231.7 |
| Sacked/Yards Lost | 45/261 | 22/137 |
| Gross Yards | 3183 | 3844 |
| Att./Completions | 536/296 | 509/302 |
| Completion Pct. | 55.2 | 59.3 |
| Had Intercepted | 17 | 15 |
| PUNTS/AVERAGE | 97/45.0 | 79/44.1 |
| NET PUNTING AVG. | 97/40.8 | 79/39.4 |
| PENALTIES/YARDS | 84/667 | 106/821 |
| FUMBLES/BALL LOST | 31/10 | 23/13 |
| TOUCHDOWNS | 31 | 48 |
| Rushing/Passing | 8/18 | 18/25 |
| Defensive/Kicking Game | 5 | 5 |
| TIME OF POSSESSION | 27:37 | 32:23 |

| SCORE BY PERIODS | 1 | 2 | 3 | 4 | OT | Total |
|------------------|----|-----|-----|-----|----|-------|
| CHIEFS TOTAL | 29 | 83 | 61 | 118 | 3 | 294 |
| Opp. Total | 93 | 110 | 100 | 115 | 6 | 424 |





Preseason (2-2)

| | | | | |
|------|---|-------|------------|--------|
| 8/7 | W | 24-20 | at Chicago | 60,751 |
| 8/16 | L | 17-27 | ARIZONA | 70,203 |
| 8/23 | L | 0-24 | at Miami | 60,189 |
| 8/28 | W | 21-17 | ST. LOUIS | 65,686 |

Regular Season (2-14)

| | | | | |
|-------|---|----------|----------------|--------|
| 9/7 | L | 10-17 | at New England | 68,756 |
| 9/14 | L | 8-23 | OAKLAND | 74,480 |
| 9/21 | L | 14-38 | at Atlanta | 62,434 |
| 9/28 | W | 33-19 | DENVER | 74,623 |
| 10/5 | L | 0-34 | at Carolina | 72,319 |
| 10/19 | L | 10-34 | TENNESSEE | 74,200 |
| 10/26 | L | 24-28 | at N.Y. Jets | 78,037 |
| 11/2 | L | 27-30 OT | TAMPA BAY | 74,045 |
| 11/9 | L | 19-20 | at San Diego | 67,510 |
| 11/16 | L | 20-30 | NEW ORLEANS | 74,159 |
| 11/23 | L | 31-54 | BUFFALO | 73,584 |
| 11/30 | W | 20-13 | at Oakland | 61,379 |
| 12/7 | L | 17-24 | at Denver | 75,187 |
| 12/14 | L | 21-22 | SAN DIEGO | 73,842 |
| 12/21 | L | 31-38 | MIAMI | 73,689 |
| 12/28 | L | 6-16 | at Cincinnati | 63,984 |

INDIVIDUAL STATISTICS

| | Att. | Cmp. | PASSING | | | TD | Int | LG | Rating |
|----------------------|------------|------------|-------------|-------------|-----------|-----------|-----------|-------------|--------|
| | | | Yds. | Pct. | 18 | | | | |
| Thigpen | 420 | 230 | 2608 | 54.8 | 18 | 12 | 75 | 76.0 | |
| Huard | 81 | 50 | 477 | 61.7 | 2 | 4 | 68 | 65.7 | |
| Croyle | 29 | 20 | 151 | 69.0 | 0 | 0 | 22 | 81.3 | |
| Gray | 8 | 7 | 76 | 87.5 | 1 | 0 | 26 | 145.8 | |
| Bradley | 1 | 1 | 37 | 100.0 | 1 | 0 | 37t | 158.3 | |
| Hagans | 1 | 1 | 5 | 100.0 | 0 | 0 | 5 | 87.5 | |
| L. Johnson | 1 | 1 | 4 | 100.0 | 1 | 0 | 4t | 122.9 | |
| CHIEFS TOTALS | 541 | 310 | 3358 | 57.3 | 23 | 16 | 75 | 77.5 | |
| Opp. Total | 522 | 348 | 3810 | 66.7 | 21 | 13 | 70t | 91.1 | |

| | No. | PASS RECEIVING | | | LG | TD |
|----------------------|------------|----------------|-------------|-----------|-----------|----|
| | | Yds. | Avg. | 18 | | |
| Gonzalez | 96 | 1058 | 11.0 | 35 | 10 | |
| Bowe | 86 | 1022 | 11.9 | 36 | 7 | |
| Bradley | 30 | 380 | 12.7 | 56 | 3 | |
| Charles | 27 | 272 | 10.1 | 75 | 1 | |
| Darling | 17 | 247 | 14.5 | 68 | 1 | |
| L. Johnson | 12 | 74 | 6.2 | 20 | 0 | |
| K. Smith | 10 | 52 | 5.2 | 8 | 0 | |
| Cox | 8 | 19 | 2.4 | 5 | 0 | |
| Franklin | 7 | 83 | 11.9 | 42 | 0 | |
| Cottam | 7 | 63 | 9.0 | 19 | 0 | |
| Webb | 5 | 46 | 9.2 | 15 | 0 | |
| Savage | 2 | 0 | 0.0 | 2 | 0 | |
| Thigpen | 1 | 37 | 37.0 | 37t | 1 | |
| Hagans | 1 | 7 | 7.0 | 7 | 0 | |
| Battle | 1 | -2 | -2.0 | -2 | 0 | |
| CHIEFS TOTALS | 310 | 3358 | 10.8 | 75 | 23 | |
| Opp. Total | 348 | 3810 | 10.9 | 70t | 21 | |

| | No. | RUSHING | | | TD |
|----------------------|------------|-------------|------------|-----------|----------|
| | | Yds. | Avg. | LG | |
| L. Johnson | 193 | 874 | 4.5 | 65 | 5 |
| Thigpen | 62 | 386 | 6.2 | 32 | 3 |
| Charles | 67 | 357 | 5.3 | 30 | 0 |
| K. Smith | 35 | 100 | 2.9 | 19 | 1 |
| Savage | 15 | 53 | 3.5 | 11 | 0 |
| Gray | 1 | 27 | 27.0 | 27 | 0 |
| Huard | 4 | 13 | 3.3 | 15 | 0 |
| Hagans | 1 | 2 | 2.0 | 2 | 0 |
| Cox | 1 | -2 | -2.0 | -2 | 0 |
| CHIEFS TOTALS | 379 | 1810 | 4.8 | 65 | 9 |
| Opp. Total | 509 | 2543 | 5.0 | 80t | 25 |

TEAM LEADERS

Scoring: Tony Gonzalez 60 pts: 10 TDs (0 rush, 10 rec.)
INTs: Jarrad Page 4-2 yds.
Tackles: Bernard Pollard 98 (84 solo)
Sacks: Tamba Hali 3.0 (-23.0 yds.)
Punting: Dustin Colquitt 70-3110 yds., 44.4 avg., 27 In 20, 73 LG
Punt Returns: Kevin Robinson 11-94 yds., 8.5 avg., 0 TDs
Kickoff Returns: Dantrell Savage 26-633 yds., 24.3 avg., 0 TDs

LEAGUE STANDINGS



AMERICAN FOOTBALL CONFERENCE

| West Division | | | | |
|----------------|----|----|------|------|
| W | L | T | Pct. | |
| San Diego | 8 | 8 | 0 | .500 |
| Denver | 8 | 8 | 0 | .500 |
| Oakland | 5 | 11 | 0 | .313 |
| Kansas City | 2 | 14 | 0 | .125 |
| North Division | | | | |
| W | L | T | Pct. | |
| Pittsburgh | 12 | 4 | 0 | .750 |
| Baltimore † | 11 | 5 | 0 | .688 |
| Cincinnati | 4 | 11 | 1 | .281 |
| Cleveland | 4 | 12 | 0 | .250 |
| East Division | | | | |
| W | L | T | Pct. | |
| Miami | 11 | 5 | 0 | .688 |
| New England | 11 | 5 | 0 | .688 |
| N.Y. Jets | 9 | 7 | 0 | .563 |
| Buffalo | 7 | 9 | 0 | .438 |
| South Division | | | | |
| W | L | T | Pct. | |
| Tennessee | 13 | 3 | 0 | .813 |
| Indianapolis † | 12 | 4 | 0 | .750 |
| Houston | 8 | 8 | 0 | .500 |
| Jacksonville | 5 | 11 | 0 | .313 |



NATIONAL FOOTBALL CONFERENCE

| West Division | | | | |
|----------------|----|----|------|------|
| W | L | T | Pct. | |
| Arizona | 9 | 7 | 0 | .563 |
| San Francisco | 7 | 9 | 0 | .438 |
| Seattle | 4 | 12 | 0 | .250 |
| St. Louis | 2 | 14 | 0 | .125 |
| North Division | | | | |
| W | L | T | Pct. | |
| Minnesota | 10 | 6 | 0 | .625 |
| Chicago | 9 | 7 | 0 | .563 |
| Green Bay | 6 | 10 | 0 | .375 |
| Detroit | 0 | 16 | 0 | .000 |
| East Division | | | | |
| W | L | T | Pct. | |
| N.Y. Giants | 12 | 4 | 0 | .750 |
| Philadelphia † | 9 | 6 | 1 | .594 |
| Dallas | 9 | 7 | 0 | .563 |
| Washington | 8 | 8 | 0 | .500 |
| South Division | | | | |
| W | L | T | Pct. | |
| Carolina | 12 | 4 | 0 | .750 |
| Atlanta † | 11 | 5 | 0 | .688 |
| Tampa Bay | 9 | 7 | 0 | .563 |
| New Orleans | 8 | 8 | 0 | .500 |

AFC Championship: Pittsburgh 23, Baltimore 14

NFC Championship: Arizona 32, Philadelphia 25

Super Bowl XLIII: Pittsburgh 27, Arizona 23

REGULAR STARTERS

| OFFENSE | | DEFENSE | |
|-----------|----------------------|-------------|-------------------|
| WR | Dwayne Bowe | LE | Turk McBride |
| LT | Branden Albert | | Tamba Hali |
| LG | Brian Waters | LT | Tank Tyler |
| C | Rudy Niswanger | RT | Glenn Dorsey |
| RG | Adrian Jones | RE | Tamba Hali |
| RT | Damion McIntosh | | Turk McBride |
| TE | Tony Gonzalez | LOLB | Demorris Williams |
| WR | Mark Bradley | MLB | Pat Thomas |
| | Devard Darling | ROLB | Derrick Johnson |
| QB | Tyler Thigpen | LCB | Brandon Carr |
| FB | Mike Cox | RCB | Brandon Flowers |
| RB | Larry Johnson | SS | Bernard Pollard |
| K | Connor Barth | FS | Jarrad Page |
| | Nick Novak | P | Dustin Colquitt |

PRO BOWLERS IN BOLD

TEAM STATISTICS

| | CHIEFS | OPP. |
|------------------------|---------|---------|
| TOTAL FIRST DOWNS | 273 | 344 |
| Rushing | 94 | 133 |
| Passing | 161 | 195 |
| Penalty | 18 | 16 |
| 3rd Down: Made/Att | 82/214 | 100/211 |
| 3rd Down Pct. | 38.3 | 47.4 |
| 4th Down: Made/Att | 7/18 | 6/14 |
| 4th Down Pct. | 38.9 | 42.9 |
| TOTAL NET YARDS | 4939 | 6291 |
| Avg. Per Game | 308.7 | 393.2 |
| Total Plays | 957 | 1041 |
| Avg. Per Play | 5.2 | 6.0 |
| NET YARDS RUSHING | 1810 | 2543 |
| Avg. Per Game | 113.1 | 158.9 |
| Total Rushes | 379 | 509 |
| NET YARDS PASSING | 3129 | 3748 |
| Avg. Per Game | 195.6 | 234.3 |
| Sacked/Yards Lost | 37/229 | 10/62 |
| Gross Yards | 3358 | 3810 |
| Att./Completions | 541/310 | 522/348 |
| Completion Pct. | 57.3 | 66.7 |
| Had Intercepted | 16 | 13 |
| PUNTS/AVERAGE | 82/44.2 | 50/43.9 |
| NET PUNTING AVG. | 82/37.5 | 50/37.3 |
| PENALTIES/YARDS | 78/645 | 81/588 |
| FUMBLES/BALL LOST | 20/8 | 30/16 |
| TOUCHDOWNS | 35 | 49 |
| Rushing/Passing | 9/23 | 25/21 |
| Defensive/Kicking Game | 3 | 3 |
| TIME OF POSSESSION | 27:56 | 32:04 |

| SCORE BY PERIODS | 1 | 2 | 3 | 4 | OT | Total |
|---------------------|-----------|------------|-----------|-----------|----------|------------|
| CHIEFS TOTAL | 68 | 102 | 33 | 88 | 0 | 291 |
| Opp. Total | 77 | 141 | 106 | 113 | 3 | 440 |





4-12 • 3rd AFC West • Herm Edwards

| Preseason (0-4) | | |
|-----------------------|---|----------------------------------------|
| 8/11 | L | 12-16 at Cleveland 70,067 |
| 8/16 | L | 10-11 MIAMI 70,217 |
| 8/23 | L | 7-30 NEW ORLEANS 72,283 |
| 8/30 | L | 3-10 at St. Louis 64,958 |
| Regular Season (4-12) | | |
| 9/9 | L | 3-20 at Houston 70,080 |
| 9/16 | L | 10-20 at Chicago 62,095 |
| 9/23 | W | 13-10 MINNESOTA 78,038 |
| 9/30 | W | 30-16 at San Diego 65,175 |
| 10/7 | L | 7-17 JACKSONVILLE 76,917 |
| 10/14 | W | 27-20 CINCINNATI 76,846 |
| 10/21 | W | 12-10 at Oakland 62,240 |
| 11/4 | L | 22-33 GREEN BAY 78,988 |
| 11/11 | L | 11-27 DENVER 77,368 |
| 11/18 | L | 10-13 at Indianapolis 57,294 |
| 11/25 | L | 17-20 OAKLAND 76,210 |
| 12/2 | L | 10-24 SAN DIEGO 74,874 |
| 12/9 | L | 7-41 at Denver 75,895 |
| 12/16 | L | 17-26 TENNESSEE 74,976 |
| 12/23 | L | 20-25 at Detroit 59,938 |
| 12/30 | L | 10-13 OT at N.Y. Jets 76,737 |

INDIVIDUAL STATISTICS

| | Att. | Cmp. | PASSING Yds. | Pct. | TD | Int | LG | Rating |
|----------------------------|------------|------------|--------------|-------------|-----------|-----------|-----------|-------------|
| Huard | 332 | 206 | 2257 | 62.0 | 11 | 13 | 58 | 76.8 |
| Croyle | 224 | 127 | 1227 | 56.7 | 6 | 6 | 35 | 69.9 |
| Thigpen | 6 | 2 | 41 | 33.3 | 0 | 1 | 22 | 18.8 |
| L. Johnson | 1 | 0 | 0 | 0.0 | 0 | 0 | 0 | 39.6 |
| CHIEFS TOTALS . . . | 563 | 335 | 3525 | 59.5 | 17 | 20 | 58 | 73.0 |
| Opp. Total | 462 | 276 | 3274 | 59.7 | 17 | 14 | 77t | 81.0 |

| | No. | PASS RECEIVING Yds. | Avg. | LG | TD |
|----------------------------|------------|---------------------|-------------|-----------|-----------|
| Gonzalez | 99 | 1172 | 11.8 | 31 | 5 |
| Bowe | 70 | 995 | 14.2 | 58 | 5 |
| L. Johnson | 30 | 186 | 6.2 | 30t | 1 |
| Webb | 28 | 313 | 11.2 | 32 | 1 |
| Parker | 24 | 298 | 12.4 | 24 | 2 |
| Wilson | 24 | 180 | 7.5 | 31 | 1 |
| Ko. Smith | 22 | 148 | 6.7 | 17 | 0 |
| Kennison | 13 | 101 | 7.8 | 18 | 0 |
| Bennett | 10 | 47 | 4.7 | 9 | 0 |
| Holmes | 5 | 17 | 3.4 | 8 | 0 |
| G. Harris | 3 | 38 | 12.7 | 19 | 0 |
| Grigsby | 2 | 14 | 7.0 | 9 | 0 |
| Dunn | 2 | 9 | 4.5 | 8 | 0 |
| Allen | 2 | 3 | 1.5 | 2t | 2 |
| Battle | 1 | 4 | 4.0 | 4 | 0 |
| CHIEFS TOTALS . . . | 335 | 3525 | 10.5 | 58 | 17 |
| Opp. Total | 276 | 3274 | 11.9 | 77t | 17 |

| | No. | RUSHING Yds. | Avg. | LG | TD |
|----------------------------|------------|--------------|------------|-----------|----------|
| L. Johnson | 158 | 559 | 3.5 | 54 | 3 |
| Ko. Smith | 112 | 407 | 3.6 | 19 | 2 |
| Holmes | 46 | 137 | 3.0 | 11 | 0 |
| Bennett | 20 | 52 | 2.6 | 12 | 0 |
| Battle | 14 | 47 | 3.4 | 6 | 1 |
| Croyle | 7 | 18 | 2.6 | 6 | 0 |
| G. Harris | 9 | 9 | 1.0 | 4 | 0 |
| Wilson | 3 | 7 | 2.3 | 5 | 0 |
| Kennison | 1 | 5 | 5.0 | 5 | 0 |
| Webb | 1 | 5 | 5.0 | 5 | 0 |
| McGraw | 1 | 4 | 4.0 | 4 | 0 |
| Parker | 1 | 2 | 2.0 | 2 | 0 |
| Huard | 9 | -1 | -0.1 | 2 | 0 |
| Drummond | 1 | -3 | -3.0 | -3 | 0 |
| CHIEFS TOTALS . . . | 383 | 1248 | 3.3 | 54 | 6 |
| Opp. Total | 481 | 2089 | 4.3 | 53 | 11 |

TEAM LEADERS

Scoring: Dave Rayner 59 pts: 14 PATs, 15 FGs
INTs: Jarrad Page 3-37 yds.
Tackles: Napoleon Harris 123 (97 solo)
Sacks: Jared Allen 15.5 (-111.0 yds.)
Punting: Dustin Colquitt 95-4322 yds., 45.5 avg., 27 in 20, 81 LG
Punt Returns: Eddie Drummond 32-222 yds., 6.9 avg., 0 TDs
Kickoff Returns: Eddie Drummond 37-785 yds., 21.2 avg., 0 TDs

LEAGUE STANDINGS



AMERICAN FOOTBALL CONFERENCE

| West Division | | | | |
|----------------|----|----|------|-------|
| W | L | T | Pct. | |
| San Diego | 11 | 5 | 0 | .688 |
| Denver | 7 | 9 | 0 | .438 |
| Kansas City | 4 | 12 | 0 | .250 |
| Oakland | 4 | 12 | 0 | .250 |
| North Division | | | | |
| W | L | T | Pct. | |
| Pittsburgh | 10 | 6 | 0 | .625 |
| Cleveland | 10 | 6 | 0 | .625 |
| Cincinnati | 7 | 9 | 0 | .438 |
| Baltimore | 5 | 11 | 0 | .313 |
| East Division | | | | |
| W | L | T | Pct. | |
| New England | 16 | 0 | 0 | 1.000 |
| Buffalo | 7 | 9 | 0 | .438 |
| N.Y. Jets | 4 | 12 | 0 | .250 |
| Miami | 1 | 15 | 0 | .063 |
| South Division | | | | |
| W | L | T | Pct. | |
| Indianapolis | 13 | 3 | 0 | .813 |
| Jacksonville † | 11 | 5 | 0 | .688 |
| Tennessee † | 10 | 6 | 0 | .625 |
| Houston | 8 | 8 | 0 | .500 |



NATIONAL FOOTBALL CONFERENCE

| West Division | | | | |
|----------------|----|----|------|------|
| W | L | T | Pct. | |
| Seattle | 10 | 6 | 0 | .625 |
| Arizona | 8 | 8 | 0 | .500 |
| San Francisco | 5 | 11 | 0 | .313 |
| St. Louis | 3 | 13 | 0 | .188 |
| North Division | | | | |
| W | L | T | Pct. | |
| Green Bay | 13 | 3 | 0 | .813 |
| Minnesota | 8 | 8 | 0 | .500 |
| Detroit | 7 | 9 | 0 | .438 |
| Chicago | 7 | 9 | 0 | .438 |
| East Division | | | | |
| W | L | T | Pct. | |
| Dallas | 13 | 3 | 0 | .813 |
| N.Y. Giants † | 10 | 6 | 0 | .625 |
| Washington † | 9 | 7 | 0 | .563 |
| Philadelphia | 8 | 8 | 0 | .500 |
| South Division | | | | |
| W | L | T | Pct. | |
| Tampa Bay | 9 | 7 | 0 | .563 |
| Carolina | 7 | 9 | 0 | .438 |
| New Orleans | 7 | 9 | 0 | .438 |
| Atlanta | 4 | 12 | 0 | .250 |

AFC Championship: New England 21, San Diego 12

NFC Championship: N.Y. Giants 23, Green Bay 20

Super Bowl XLII: N.Y. Giants 17, New England 14

REGULAR STARTERS

| OFFENSE | | DEFENSE | |
|-----------|----------------------|-------------|--------------------|
| WR | Eddie Kennison | LE | Tamba Hali |
| | Samie Parker | LT | Ron Edwards |
| LT | Damion McIntosh | RT | Alfonso Boone |
| LG | Brian Waters | RE | Jared Allen |
| C | Casey Wiegmann | LOLB | Derrick Johnson |
| RG | John Welbourn | MLB | Napoleon Harris |
| RT | Chris Terry | ROLB | Donnie Edwards |
| TE | Tony Gonzalez | LCB | Ty Law |
| WR | Dwayne Bowe | RCB | Patrick Surtain |
| QB | Damon Huard | SS | Bernard Pollard |
| | Brodie Croyle | FS | Jarrad Page |
| FB | Kris Wilson | P | Dustin Colquitt |
| RB | Larry Johnson | | |
| | Kolby Smith | | |
| K | Dave Rayner | | |

PRO BOWLERS IN BOLD

TEAM STATISTICS

| | CHIEFS | OPP. |
|----------------------------------|---------|---------|
| TOTAL FIRST DOWNS | 255 | 278 |
| Rushing | 66 | 104 |
| Passing | 171 | 156 |
| Penalty | 18 | 18 |
| 3rd Down: Made/Att | 79/232 | 65/208 |
| 3rd Down Pct. | 34.1 | 31.3 |
| 4th Down: Made/Att | 13/18 | 2/11 |
| 4th Down Pct. | 72.2 | 18.2 |
| TOTAL NET YARDS | 4429 | 5111 |
| Avg. Per Game | 276.8 | 319.4 |
| Total Plays | 1001 | 980 |
| Avg. Per Play | 4.4 | 5.2 |
| NET YARDS RUSHING | 1248 | 2089 |
| Avg. Per Game | 78.0 | 130.6 |
| Total Rushes | 383 | 481 |
| NET YARDS PASSING | 3181 | 3022 |
| Avg. Per Game | 198.8 | 188.9 |
| Sacked/Yards Lost | 55/344 | 37/252 |
| Gross Yards | 3525 | 3274 |
| Att./Completions | 563/335 | 462/276 |
| Completion Pct. | 59.5 | 59.7 |
| Had Intercepted | 20 | 14 |
| PUNTS/AVERAGE | 96/45.0 | 84/44.8 |
| NET PUNTING AVG. | 96/39.1 | 84/39.5 |
| PENALTIES/YARDS | 101/697 | 95/695 |
| FUMBLES/BALL LOST | 22/13 | 21/8 |
| TOUCHDOWNS | 24 | 33 |
| Rushing/Passing | 6/17 | 11/17 |
| Defensive/Kicking Game | 1 | 5 |
| TIME OF POSSESSION | 29:52 | 30:08 |

| SCORE BY PERIODS | 1 | 2 | 3 | 4 | OT | Total |
|---------------------|-----------|-----------|-----------|-----------|----------|------------|
| CHIEFS TOTAL | 26 | 92 | 39 | 69 | 0 | 226 |
| Opp. Total | 66 | 98 | 89 | 79 | 3 | 335 |





9-7 • 2nd AFC West • Herm Edwards

Preseason (2-2)

| | | | | |
|------|---|-------|----------------|--------|
| 8/12 | L | 14-24 | at Houston | 70,016 |
| 8/17 | L | 0-17 | at N.Y. Giants | 76,316 |
| 8/26 | W | 16-12 | ST. LOUIS | 74,741 |
| 8/31 | W | 10-9 | NEW ORLEANS | 70,456 |

Regular Season (9-7)

| | | | | |
|-------|---|----------|---------------------------|--------|
| 9/10 | L | 10-23 | CINCINNATI | 77,956 |
| 9/17 | L | 6-9 OT | at Denver | 76,786 |
| 10/1 | W | 41-0 | SAN FRANCISCO | 77,609 |
| 10/8 | W | 23-20 | at Arizona | 63,445 |
| 10/15 | L | 7-45 | at Pittsburgh | 64,727 |
| 10/22 | W | 30-27 | SAN DIEGO | 77,752 |
| 10/29 | W | 35-28 | SEATTLE | 77,645 |
| 11/5 | W | 31-17 | at St. Louis | 66,191 |
| 11/12 | L | 10-13 | at Miami | 73,132 |
| 11/19 | W | 17-13 | OAKLAND | 78,097 |
| 11/23 | W | 19-10 | DENVER (Thur) (Thnks) (N) | 79,484 |
| 12/3 | L | 28-31 OT | at Cleveland | 71,927 |
| 12/10 | L | 10-20 | BALTIMORE | 77,232 |
| 12/17 | L | 9-20 | at San Diego (N) | 66,583 |
| 12/23 | W | 20-9 | at Oakland (Sat) (N) | 61,446 |
| 12/31 | W | 35-30 | JACKSONVILLE | 77,500 |

AFC Wild Card Playoff Game

| | | | | |
|-----|---|------|-----------------------|--------|
| 1/6 | L | 8-23 | at Indianapolis (Sat) | 57,215 |
|-----|---|------|-----------------------|--------|

INDIVIDUAL STATISTICS

| | Att. | Cmp. | PASSING | | | Int | LG | Rating |
|----------------------|------------|------------|-------------|-------------|-----------|-----------|-----------|-------------|
| | | | Yds. | Pct. | TD | | | |
| Huard | 244 | 148 | 1878 | 60.7 | 11 | 1 | 78 | 98.0 |
| Green | 198 | 121 | 1342 | 61.1 | 7 | 9 | 39 | 74.1 |
| Croyle | 7 | 3 | 23 | 42.9 | 0 | 2 | 23 | 11.9 |
| L. Johnson | 1 | 0 | 0 | 0.0 | 0 | 0 | 0 | 39.6 |
| CHIEFS TOTALS | 450 | 272 | 3243 | 60.4 | 18 | 12 | 78 | 84.7 |
| Opp. Total | 506 | 314 | 3524 | 62.1 | 18 | 15 | 87t | 82.3 |

| | No. | PASS RECEIVING | | | LG | TD |
|----------------------|------------|----------------|-------------|-----------|-----------|----|
| | | Yds. | Avg. | TD | | |
| Gonzalez | 73 | 900 | 12.3 | 57 | 5 | |
| Kennison | 53 | 860 | 16.2 | 51 | 5 | |
| Parker | 41 | 561 | 13.7 | 43 | 1 | |
| L. Johnson | 41 | 410 | 10.0 | 78 | 2 | |
| Hall | 26 | 204 | 7.8 | 19 | 2 | |
| Wilson | 15 | 132 | 8.8 | 19 | 3 | |
| Bennett | 9 | 77 | 8.6 | 14 | 0 | |
| Dunn | 4 | 40 | 10.0 | 15 | 0 | |
| Webb | 3 | 23 | 7.7 | 11 | 0 | |
| Cruz | 2 | 20 | 10.0 | 11 | 0 | |
| Gardner | 2 | 17 | 8.5 | 13 | 0 | |
| Huard | 2 | -6 | -3.0 | -2 | 0 | |
| D. Brown | 1 | 5 | 5.0 | 5 | 0 | |
| CHIEFS TOTALS | 272 | 3243 | 11.9 | 78 | 18 | |
| Opp. Total | 314 | 3524 | 11.2 | 87t | 18 | |

| | No. | RUSHING | | | LG | TD |
|----------------------|------------|-------------|------------|-----------|-----------|----|
| | | Yds. | Avg. | TD | | |
| L. Johnson | 416 | 1789 | 4.3 | 47 | 17 | |
| Bennett | 36 | 200 | 5.6 | 41 | 0 | |
| Green | 19 | 59 | 3.1 | 10 | 0 | |
| Brown | 10 | 24 | 2.4 | 7 | 0 | |
| Cruz | 5 | 19 | 3.8 | 7 | 0 | |
| Kennison | 4 | 16 | 4.0 | 9 | 0 | |
| Hall | 3 | 11 | 3.7 | 9 | 0 | |
| Huard | 9 | 9 | 1.0 | 8 | 0 | |
| Ross | 3 | 8 | 2.7 | 4 | 0 | |
| Parker | 3 | 7 | 2.3 | 5 | 0 | |
| Page | 1 | 4 | 4.0 | 4 | 0 | |
| Colquitt | 1 | 0 | 0.0 | 0 | 0 | |
| Croyle | 3 | -3 | -1.0 | -1 | 0 | |
| CHIEFS TOTALS | 513 | 2143 | 4.2 | 47 | 17 | |
| Opp. Total | 461 | 1928 | 4.2 | 85t | 14 | |

TEAM LEADERS

Scoring: Larry Johnson 114 pts: 19 TDs (17 rush, 2 rec.)
INTs: Ty Law 4-11 yds.
Tackles: Kawika Mitchell 118 (88 solo)
Sacks: Tamba Hall 8.0 (-48.0 yds.)
Punting: Dustin Colquitt 71-3145 yds., 44.3 avg., 23 In 20, 72 LG
Punt Returns: Dante Hall 27-240 yds., 8.9 avg., 1 TDs
Kickoff Returns: Dante Hall 53-1207 yds., 22.8 avg., 0 TDs

LEAGUE STANDINGS



AMERICAN FOOTBALL CONFERENCE

| West Division | | | | |
|----------------|----|----|------|------|
| W | L | T | Pct. | |
| San Diego | 14 | 2 | 0 | .875 |
| Kansas City † | 9 | 7 | 0 | .562 |
| Denver | 9 | 7 | 0 | .562 |
| Oakland | 2 | 14 | 0 | .125 |
| North Division | | | | |
| W | L | T | Pct. | |
| Baltimore | 13 | 3 | 0 | .812 |
| Cincinnati | 8 | 8 | 0 | .500 |
| Pittsburgh | 8 | 8 | 0 | .500 |
| Cleveland | 4 | 12 | 0 | .250 |
| East Division | | | | |
| W | L | T | Pct. | |
| New England | 12 | 4 | 0 | .750 |
| N.Y. Jets † | 10 | 6 | 0 | .625 |
| Buffalo | 7 | 9 | 0 | .438 |
| Miami | 6 | 10 | 0 | .375 |
| South Division | | | | |
| W | L | T | Pct. | |
| Indianapolis | 12 | 4 | 0 | .875 |
| Tennessee | 8 | 8 | 0 | .500 |
| Jacksonville | 8 | 8 | 0 | .500 |
| Houston | 6 | 10 | 0 | .375 |



NATIONAL FOOTBALL CONFERENCE

| West Division | | | | |
|----------------|----|----|------|------|
| W | L | T | Pct. | |
| Seattle | 9 | 7 | 0 | .562 |
| St. Louis | 8 | 8 | 0 | .500 |
| San Francisco | 7 | 9 | 0 | .438 |
| Arizona | 5 | 11 | 0 | .312 |
| North Division | | | | |
| W | L | T | Pct. | |
| Chicago | 13 | 3 | 0 | .812 |
| Green Bay | 8 | 8 | 0 | .500 |
| Minnesota | 6 | 10 | 0 | .375 |
| Detroit | 3 | 13 | 0 | .188 |
| East Division | | | | |
| W | L | T | Pct. | |
| Philadelphia | 10 | 6 | 0 | .625 |
| Dallas † | 9 | 7 | 0 | .562 |
| N.Y. Giants † | 8 | 8 | 0 | .500 |
| Washington | 5 | 11 | 0 | .312 |
| South Division | | | | |
| W | L | T | Pct. | |
| New Orleans | 10 | 6 | 0 | .625 |
| Carolina | 8 | 8 | 0 | .500 |
| Atlanta | 7 | 9 | 0 | .438 |
| Tampa Bay | 4 | 12 | 0 | .250 |

AFC Championship: Indianapolis 38, New England 34

NFC Championship: Chicago 39, New Orleans 14

Super Bowl XLII: Indianapolis 29, Chicago 17

REGULAR STARTERS

| OFFENSE | | DEFENSE | |
|-----------|----------------------|-------------|-----------------|
| WR | Eddie Kennison | LE | Tamba Hall |
| LT | Jordan Black | LT | Ron Edwards |
| LG | Brian Waters | RT | James Reed |
| C | Casey Wiegmann | RE | Jared Allen |
| RG | Will Shields | LOLB | Derrick Johnson |
| RT | John Welbourn | MLB | Kawika Mitchell |
| TE | Tony Gonzalez | ROLB | Kendrell Bell |
| WR | Samie Parker | LCB | Ty Law |
| QB | Trent Green | RCB | Patrick Surtain |
| | Damon Huard | SS | Sammy Knight |
| FB | Kris Wilson | FS | Greg Wesley |
| RB | Larry Johnson | P | Dustin Colquitt |
| K | Lawrence Tynes | | |

PRO BOWLERS IN BOLD

TEAM STATISTICS

| | CHIEFS | OPP. |
|------------------------|---------|---------|
| TOTAL FIRST DOWNS | 310 | 298 |
| Rushing | 105 | 109 |
| Passing | 184 | 171 |
| Penalty | 21 | 18 |
| 3rd Down: Made/Att | 89/219 | 83/212 |
| 3rd Down Pct. | 40.6 | 39.2 |
| 4th Down: Made/Att | 9/15 | 8/13 |
| 4th Down Pct. | 60.0 | 61.5 |
| TOTAL NET YARDS | 5143 | 5262 |
| Avg. Per Game | 321.4 | 328.9 |
| Total Plays | 1004 | 999 |
| Avg. Per Play | 5.1 | 5.3 |
| NET YARDS RUSHING | 2143 | 1928 |
| Avg. Per Game | 133.9 | 120.5 |
| Total Rushes | 513 | 461 |
| NET YARDS PASSING | 3000 | 3334 |
| Avg. Per Game | 187.5 | 208.4 |
| Sacked/Yards Lost | 41/243 | 32/190 |
| Gross Yards | 3243 | 3524 |
| Att./Completions | 450/272 | 506/314 |
| Completion Pct. | 60.4 | 62.1 |
| Had Intercepted | 12 | 15 |
| PUNTS/AVERAGE | 72/44.1 | 75/40.8 |
| NET PUNTING AVG. | 72/39.2 | 75/34.4 |
| PENALTIES/YARDS | 76/577 | 85/709 |
| FUMBLES/BALL LOST | 25/14 | 29/15 |
| TOUCHDOWNS | 37 | 34 |
| Rushing | 17 | 14 |
| Passing | 18 | 18 |
| Defensive/Kicking Game | 2 | 2 |
| TIME OF POSSESSION | 30:06 | 29:54 |

| SCORE BY PERIODS | 1 | 2 | 3 | 4 | OT | Total |
|---------------------|-----------|------------|-----------|-----------|----------|------------|
| CHIEFS TOTAL | 71 | 105 | 60 | 95 | 0 | 331 |
| Opp. Total | 61 | 113 | 58 | 77 | 6 | 315 |





Preseason (0-4)

| | | |
|--------------|--------------|--------|
| 8/12 L 16-27 | at Minnesota | 63,621 |
| 8/20 L 17-24 | ARIZONA | 76,173 |
| 8/27 L 17-23 | SEATTLE | 74,158 |
| 9/2 L 23-27 | at St. Louis | 65,284 |

Regular Season (10-6)

| | | |
|---------------|----------------------|--------|
| 9/11 W 27-7 | N.Y. JETS | 78,014 |
| 9/18 W 23-17 | at Oakland (N) | 62,273 |
| 9/26 L 10-30 | at Denver (Mon) (N) | 76,381 |
| 10/2 L 31-37 | PHILADELPHIA | 78,742 |
| 10/16 W 28-21 | WASHINGTON | 78,083 |
| 10/21 W 30-20 | at Miami (Fri) (N) | 68,350 |
| 10/30 L 20-28 | at San Diego | 65,750 |
| 11/6 W 27-23 | OAKLAND | 79,033 |
| 11/13 L 3-14 | at Buffalo | 72,093 |
| 11/20 W 45-17 | at Houston (N) | 70,481 |
| 11/27 W 26-16 | NEW ENGLAND | 78,025 |
| 12/4 W 31-27 | DENVER | 78,261 |
| 12/11 L 28-31 | at Dallas | 63,432 |
| 12/17 L 17-27 | at N.Y. Giants (Sat) | 78,625 |
| 12/24 W 20-7 | SAN DIEGO (Sat) | 75,956 |
| 1/1 W 37-3 | CINCINNATI | 77,211 |

INDIVIDUAL STATISTICS

| | PASSING | | | | | | | |
|----------------------|------------|------------|-------------|-------------|-----------|-----------|------------|-------------|
| | Att. | Cmp. | Yds. | Pct. | TD | Int | LG | Rating |
| Green | 507 | 317 | 4014 | 62.5 | 17 | 10 | 60t | 90.1 |
| CHIEFS TOTALS | 507 | 317 | 4014 | 62.5 | 17 | 10 | 60t | 90.1 |
| Opp. Total | 559 | 325 | 3862 | 58.1 | 25 | 16 | 78t | 82.3 |

| | PASS RECEIVING | | | | |
|----------------------|----------------|-------------|-------------|------------|-----------|
| | No. | Yds. | Avg. | LG | TD |
| Gonzalez | 78 | 905 | 11.6 | 39 | 2 |
| Kennison | 68 | 1102 | 16.2 | 55 | 5 |
| Parker | 36 | 533 | 14.8 | 49 | 3 |
| D. Hall | 34 | 436 | 12.8 | 52t | 3 |
| L. Johnson | 33 | 343 | 10.4 | 36 | 1 |
| Holmes | 21 | 197 | 9.4 | 60t | 1 |
| Horn | 18 | 187 | 10.4 | 50 | 0 |
| Richardson | 9 | 68 | 7.6 | 22 | 1 |
| Boerigter | 8 | 119 | 14.9 | 38 | 0 |
| Dunn | 5 | 53 | 10.6 | 24 | 0 |
| Wilson | 3 | 33 | 11.0 | 16 | 0 |
| Brown | 3 | 23 | 7.7 | 9 | 1 |
| Cruz | 1 | 15 | 15.0 | 15 | 0 |
| CHIEFS TOTALS | 317 | 4014 | 12.7 | 60t | 17 |
| Opp. Total | 325 | 3862 | 11.9 | 78t | 25 |

| | RUSHING | | | | |
|----------------------|------------|-------------|------------|------------|-----------|
| | No. | Yds. | Avg. | LG | TD |
| L. Johnson | 336 | 1750 | 5.2 | 49t | 20 |
| Holmes | 119 | 451 | 3.8 | 35t | 6 |
| Green | 35 | 82 | 2.3 | 13 | 0 |
| Kennison | 7 | 43 | 6.1 | 23 | 0 |
| Brown | 7 | 21 | 3.0 | 7 | 0 |
| Richardson | 6 | 20 | 3.3 | 8 | 0 |
| D. Hall | 7 | 11 | 1.6 | 7 | 0 |
| Wilson | 1 | 6 | 6.0 | 6 | 0 |
| Collins | 2 | -2 | -1.0 | -1 | 0 |
| CHIEFS TOTALS | 520 | 2382 | 4.6 | 49t | 26 |
| Opp. Total | 383 | 1570 | 4.1 | 65t | 11 |

TEAM LEADERS

Scoring: Larry Johnson 126 pts: 21 TDs (20 rush, 1 rec.)
INTs: Greg Wesley 6-106 yds.
Tackles: Kawika Mitchell 135 (100 solo)
Sacks: Jared Allen 11.0 (-65.0 yds.)
Punting: Dustin Colquitt 65-2564 yds., 39.4 avg., 27 in 20, 62 LG
Punt Returns: Dante Hall 42-276 yds., 6.6 avg., 0 TDs
Kickoff Returns: Dante Hall 65-1560 yds., 24.0 avg., 1 TDs

LEAGUE STANDINGS



AMERICAN FOOTBALL CONFERENCE

| West Division | | | | |
|----------------|----|----|---|------|
| | W | L | T | Pct. |
| Denver | 13 | 3 | 0 | .812 |
| Kansas City | 10 | 6 | 0 | .625 |
| San Diego | 9 | 7 | 0 | .562 |
| Oakland | 4 | 12 | 0 | .250 |
| North Division | | | | |
| | W | L | T | Pct. |
| Cincinnati | 11 | 5 | 0 | .688 |
| Pittsburgh † | 11 | 5 | 0 | .688 |
| Baltimore | 6 | 10 | 0 | .375 |
| Cleveland | 6 | 10 | 0 | .375 |
| East Division | | | | |
| | W | L | T | Pct. |
| New England | 10 | 6 | 0 | .625 |
| Miami | 9 | 7 | 0 | .562 |
| Buffalo | 5 | 11 | 0 | .312 |
| N.Y. Jets | 4 | 12 | 0 | .250 |
| South Division | | | | |
| | W | L | T | Pct. |
| Indianapolis | 14 | 2 | 0 | .875 |
| Jacksonville † | 12 | 4 | 0 | .750 |
| Tennessee | 4 | 12 | 0 | .250 |
| Houston | 2 | 14 | 0 | .125 |



NATIONAL FOOTBALL CONFERENCE

| West Division | | | | |
|----------------|----|----|---|------|
| | W | L | T | Pct. |
| Seattle | 13 | 3 | 0 | .812 |
| St. Louis | 6 | 10 | 0 | .375 |
| Arizona | 5 | 11 | 0 | .312 |
| San Francisco | 4 | 12 | 0 | .250 |
| North Division | | | | |
| | W | L | T | Pct. |
| Chicago | 11 | 5 | 0 | .688 |
| Minnesota | 9 | 7 | 0 | .562 |
| Detroit | 5 | 11 | 0 | .312 |
| Green Bay | 4 | 12 | 0 | .250 |
| East Division | | | | |
| | W | L | T | Pct. |
| N.Y. Giants | 11 | 5 | 0 | .688 |
| Washington † | 10 | 6 | 0 | .625 |
| Dallas | 9 | 7 | 0 | .562 |
| Philadelphia | 6 | 10 | 0 | .375 |
| South Division | | | | |
| | W | L | T | Pct. |
| Tampa Bay | 11 | 5 | 0 | .688 |
| Carolina † | 11 | 5 | 0 | .688 |
| Atlanta | 8 | 8 | 0 | .500 |
| New Orleans | 3 | 13 | 0 | .188 |

AFC Championship: Pittsburgh 34, Denver 17

NFC Championship: Seattle 34, Carolina 14

Super Bowl XL: Pittsburgh 21, Seattle 10

REGULAR STARTERS

| OFFENSE | | DEFENSE | |
|-----------|-----------------|-------------|-----------------|
| WR | Eddie Kennison | LE | Eric Hicks |
| LT | Willie Roaf | LT | John Browning |
| LG | Brian Waters | RT | Lional Dalton |
| C | Casey Wiegmann | RE | Jared Allen |
| RG | Will Shields | MLB | Derrick Johnson |
| RT | John Welbourn | OLB | Kawika Mitchell |
| TE | Tony Gonzalez | ROLB | Kendrell Bell |
| WR | Samie Parker | LCB | Patrick Surtain |
| QB | Trent Green | RCB | Eric Warfield |
| FB | Tony Richardson | SS | Sammy Knight |
| RB | Priest Holmes | FS | Greg Wesley |
| K | Larry Johnson | P | Dustin Colquitt |
| | Lawrence Tynes | | |

PRO BOWLERS IN BOLD

TEAM STATISTICS

| | CHIEFS | OPP. |
|-------------------------|------------|-----------|
| TOTAL FIRST DOWNS | 347 | 292 |
| Rushing/Passing/Penalty | 138/182/27 | 84/189/19 |
| 3rd Down: Made/Att | 91/213 | 78/206 |
| 3rd Down Pct. | .427 | .379 |
| 4th Down: Made/Att | 10/16 | 7/19 |
| 4th Down Pct. | .625 | .368 |
| TOTAL NET YARDS | 6192 | 5249 |
| Avg. Per Game | 387.0 | 328.1 |
| Total Plays | 1059 | 971 |
| Avg. Per Play | 5.8 | 5.4 |
| NET YARDS RUSHING | 2382 | 1570 |
| Avg. Per Game | 148.9 | 98.1 |
| Total Rushes | 520 | 383 |
| NET YARDS PASSING | 3810 | 3679 |
| Avg. Per Game | 238.1 | 229.9 |
| Sacked/Yards Lost | 32/204 | 29/183 |
| Gross Yards | 4014 | 3862 |
| Att./Completions | 507/317 | 559/325 |
| Completion Pct. | .625 | .581 |
| Had Intercepted | 10 | 16 |
| PUNTS/AVERAGE | 65/39.4 | 69/45.7 |
| Net Punting Avg. | 65/35.2 | 69/40.0 |
| PUNT RETURNS/YARDS | 43/293 | 23/179 |
| KICKOFF RETURNS/YARDS | 68/1591 | 83/2053 |
| PENALTIES/YARDS | 115/890 | 90/805 |
| FUMBLES/BALL LOST | 23/13 | 33/15 |
| TOUCHDOWNS | 46 | 38 |
| Rushing/Passing | 26/17 | 11/25 |
| Defensive/Kicking Game | 2/1 | 1/1 |
| TIME OF POSSESSION | 32:09 | 27:51 |

| SCORE BY PERIODS | 1 | 2 | 3 | 4 | OT | Total |
|---------------------|-----------|------------|-----------|------------|----------|------------|
| CHIEFS TOTAL | 85 | 136 | 79 | 103 | 0 | 403 |
| Opp. Total | 51 | 110 | 76 | 88 | 0 | 325 |





Preseason (1-3)

| | | |
|--------------|-----------------|--------|
| 8/13 L 24-34 | at N.Y. Giants | 76,476 |
| 8/23 W 24-7 | ST. LOUIS (Mon) | 75,428 |
| 8/28 L 19-21 | CLEVELAND | 76,086 |
| 9/2 L 20-24 | at Dallas | 61,157 |

Regular Season (7-9)

| | | |
|---------------|------------------------|--------|
| 9/12 L 24-34 | at Denver (N) | 75,939 |
| 9/19 L 17-28 | CAROLINA | 78,136 |
| 9/26 L 21-24 | HOUSTON | 77,433 |
| 10/4 W 27-24 | at Baltimore (Mon) (N) | 69,827 |
| 10/17 L 16-22 | at Jacksonville | 66,413 |
| 10/24 W 56-10 | ATLANTA | 78,260 |
| 10/31 W 45-35 | INDIANAPOLIS | 78,312 |
| 11/7 L 31-34 | at Tampa Bay | 65,495 |
| 11/14 L 20-27 | at New Orleans | 64,900 |
| 11/22 L 19-27 | NEW ENGLAND (Mon) (N) | 78,431 |
| 11/28 L 31-34 | SAN DIEGO | 77,447 |
| 12/5 W 34-27 | at Oakland | 51,292 |
| 12/13 W 49-38 | at Tennessee (Mon) (N) | 68,932 |
| 12/19 W 45-17 | DENVER | 77,702 |
| 12/25 W 31-30 | OAKLAND (Sat) | 77,289 |
| 1/2 L 17-24 | at San Diego | 64,920 |

INDIVIDUAL STATISTICS

| | Att. | Cmp. | PASSING | | | Int | LG | Rating |
|----------------------|------------|------------|-------------|-------------|-----------|-----------|------------|-------------|
| | | | Yds. | Pct. | TD | | | |
| Green | 556 | 369 | 459.1 | 66.4 | 27 | 17 | 70t | 95.2 |
| Collins | 5 | 1 | 42 | 20.0 | 0 | 0 | 42 | 62.1 |
| CHIEFS TOTALS | 561 | 370 | 4633 | 66.0 | 27 | 17 | 70t | 94.9 |
| Opp. Total | 522 | 312 | 4453 | 59.8 | 32 | 13 | 65 | 97.5 |

PASS RECEIVING

| | No. | Yds. | Avg. | LG | TD |
|----------------------|------------|-------------|-------------|------------|-----------|
| Gonzalez | 102 | 1258 | 12.3 | 32 | 7 |
| Kennison | 62 | 1086 | 17.5 | 70t | 8 |
| Morton | 55 | 795 | 14.5 | 52 | 3 |
| Blaylock | 25 | 246 | 9.8 | 30 | 1 |
| Hall | 25 | 230 | 9.2 | 22 | 0 |
| Johnson | 22 | 278 | 12.6 | 40 | 2 |
| Holmes | 19 | 187 | 9.8 | 52 | 1 |
| Richardson | 19 | 118 | 6.2 | 22 | 0 |
| Dunn | 17 | 120 | 7.1 | 17 | 3 |
| Horn | 15 | 178 | 11.9 | 30 | 1 |
| Parker | 9 | 137 | 15.2 | 48t | 1 |
| CHIEFS TOTALS | 370 | 4633 | 12.5 | 70t | 27 |
| Opp. Total | 312 | 4453 | 14.3 | 65 | 32 |

RUSHING

| | No. | Yds. | Avg. | LG | TD |
|----------------------|------------|-------------|------------|------------|-----------|
| Holmes | 196 | 892 | 4.6 | 33t | 14 |
| Johnson | 120 | 581 | 4.8 | 46t | 9 |
| Blaylock | 118 | 539 | 4.6 | 24 | 8 |
| Green | 25 | 85 | 3.4 | 13 | 0 |
| Hall | 8 | 56 | 7.0 | 17 | 0 |
| Richardson | 12 | 56 | 4.7 | 13 | 0 |
| Morton | 7 | 43 | 6.1 | 14 | 0 |
| Kennison | 2 | 15 | 7.5 | 15 | 0 |
| Horn | 1 | 12 | 12.0 | 12 | 0 |
| Gonzalez | 1 | 5 | 5.0 | 5 | 0 |
| Collins | 1 | 4 | 4.0 | 4 | 0 |
| Easy | 4 | 1 | 1.0 | 4 | 0 |
| Cheek | 1 | 0 | 0.0 | 0 | 0 |
| CHIEFS TOTALS | 496 | 2289 | 4.6 | 46t | 31 |
| Opp. Total | 397 | 1834 | 4.6 | 78t | 18 |

TEAM LEADERS

Scoring: Lawrence Tynes 109 pts: 58 PATs, 17 FGs
INTs: Greg Wesley 4-92 yds.
 Eric Warfield 4-49 yds.
Tackles: Scott Fujita 112 (71 solo)
Sacks: Jared Allen 9.0 (-47.0 yds.)
Punting: Steve Cheek 42-1643 yds., 39.1 avg., 8 In 20, 55 LG
Punt Returns: Dante Hall 23-232 yds., 10.1 avg., 0 TDs
Kickoff Returns: Dante Hall 68-1718 yds., 25.3 avg., 2 TDs

LEAGUE STANDINGS



AMERICAN FOOTBALL CONFERENCE

| West Division | | | | |
|----------------|----|----|------|------|
| W | L | T | Pct. | |
| San Diego | 12 | 4 | 0 | .750 |
| Denver † | 10 | 6 | 0 | .625 |
| Kansas City | 7 | 9 | 0 | .438 |
| Oakland | 5 | 11 | 0 | .312 |
| North Division | | | | |
| W | L | T | Pct. | |
| Pittsburgh | 15 | 1 | 0 | .938 |
| Baltimore | 9 | 7 | 0 | .562 |
| Cincinnati | 8 | 8 | 0 | .500 |
| Cleveland | 4 | 12 | 0 | .250 |
| East Division | | | | |
| W | L | T | Pct. | |
| New England | 14 | 2 | 0 | .875 |
| N.Y. Jets † | 10 | 6 | 0 | .625 |
| Buffalo | 9 | 7 | 0 | .562 |
| Miami | 4 | 12 | 0 | .250 |
| South Division | | | | |
| W | L | T | Pct. | |
| Indianapolis | 12 | 4 | 0 | .750 |
| Jacksonville | 9 | 7 | 0 | .562 |
| Houston | 7 | 9 | 0 | .438 |
| Tennessee | 5 | 11 | 0 | .312 |



NATIONAL FOOTBALL CONFERENCE

| West Division | | | | |
|----------------|----|----|------|------|
| W | L | T | Pct. | |
| Seattle | 9 | 7 | 0 | .562 |
| St. Louis † | 8 | 8 | 0 | .500 |
| Arizona | 6 | 10 | 0 | .375 |
| San Francisco | 2 | 14 | 0 | .125 |
| North Division | | | | |
| W | L | T | Pct. | |
| Green Bay | 10 | 6 | 0 | .625 |
| Minnesota † | 8 | 8 | 0 | .500 |
| Detroit | 6 | 10 | 0 | .375 |
| Chicago | 5 | 11 | 0 | .312 |
| East Division | | | | |
| W | L | T | Pct. | |
| Philadelphia | 13 | 3 | 0 | .812 |
| N.Y. Giants | 6 | 10 | 0 | .375 |
| Dallas | 6 | 10 | 0 | .375 |
| Washington | 6 | 10 | 0 | .375 |
| South Division | | | | |
| W | L | T | Pct. | |
| Atlanta | 11 | 5 | 0 | .688 |
| New Orleans | 8 | 8 | 0 | .500 |
| Carolina | 7 | 9 | 0 | .438 |
| Tampa Bay | 5 | 11 | 0 | .312 |

AFC Championship: New England 41, Pittsburgh 27

NFC Championship: Philadelphia 27, Atlanta 10

Super Bowl XXXIX: New England 24, Philadelphia 21

REGULAR STARTERS

OFFENSE

| | |
|-----------|-----------------|
| WR | Eddie Kennison |
| LT | Willie Roaf |
| LG | Brian Waters |
| C | Casey Wiegmann |
| RG | Will Shields |
| RT | John Welbourn |
| TE | Tony Gonzalez |
| WR | Johnnie Morton |
| QB | Trent Green |
| FB | Tony Richardson |
| RB | Priest Holmes |
| K | Lawrence Tynes |

DEFENSE

| | |
|-------------|-----------------|
| LE | Eric Hicks |
| LT | Ryan Sims |
| RT | Lional Dalton |
| RE | Jared Allen |
| LOLB | Scott Fujita |
| MLB | Monty Beisel |
| | Kawika Mitchell |
| ROLB | Shawn Barber |
| LCB | Eric Warfield |
| RCB | Dexter McCleon |
| | William Bartee |
| SS | Greg Wesley |
| FS | Jerome Woods |
| P | Steve Cheek |

PRO BOWLERS IN BOLD

TEAM STATISTICS

| | CHIEFS | OPP. |
|-------------------------|------------|-----------|
| TOTAL FIRST DOWNS | 398 | 327 |
| Rushing/Passing/Penalty | 138/228/32 | 97/190/40 |
| 3rd Down: Made/Att | 91/193 | 71/185 |
| 3rd Down Pct. | 47.2 | 38.4 |
| 4th Down: Made/Att | 4/14 | 5/16 |
| 4th Down Pct. | 28.6 | 31.3 |
| TOTAL NET YARDS | 6695 | 6037 |
| Avg. Per Game | 418.4 | 377.3 |
| Total Plays | 1089 | 960 |
| Avg. Per Play | 6.1 | 6.3 |
| NET YARDS RUSHING | 2289 | 1834 |
| Avg. Per Game | 143.1 | 114.6 |
| Total Rushes | 496 | 397 |
| NET YARDS PASSING | 4406 | 4203 |
| Avg. Per Game | 275.4 | 262.7 |
| Sacked/Yards Lost | 32/227 | 41/250 |
| Gross Yards | 4633 | 4453 |
| Att./Completions | 561/370 | 522/312 |
| Completion Pct. | 66.0 | 59.8 |
| Had Intercepted | 17 | 13 |
| PUNTS/AVERAGE | 55/39.5 | 64/42.2 |
| Net Punting Avg. | 55/31.5 | 64/35.8 |
| PUNT RETURNS/YARDS | 24/232 | 24/301 |
| KICKOFF RETURNS/YARDS | 75/1820 | 85/1908 |
| PENALTIES/YARDS | 117/963 | 117/957 |
| FUMBLES/BALL LOST | 20/10 | 23/8 |
| TOUCHDOWNS | 62 | 53 |
| Rushing/Passing | 31/27 | 18/32 |
| Defensive/Kicking Game | 2/2 | 1/2 |
| TIME OF POSSESSION | 32:14 | 27:46 |

| SCORE BY PERIODS | 1 | 2 | 3 | 4 | OT | Total |
|---------------------|------------|------------|-----------|------------|----------|------------|
| CHIEFS TOTAL | 113 | 137 | 93 | 140 | 0 | 483 |
| Opp. Total | 81 | 152 | 73 | 129 | 0 | 435 |





13-3 • 1st AFC West • Dick Vermeil

| Preseason (3-2) | | |
|-----------------------------|------------|---------------------------------------|
| 8/4 | W 9-0 | Green Bay (Mon) 22,385 |
| | | Hall of Fame Game (Canton, OH) |
| 8/9 | L 6-24 | SAN FRANCISCO 73,830 |
| 8/16 | W 26-16 | MINNESOTA 75,634 |
| 8/23 | L 31-42 | at Seattle 39,833 |
| 8/28 | W 22-6 | at St. Louis 65,373 |
| Regular Season (13-3) | | |
| 9/7 | W 27-14 | SAN DIEGO 78,048 |
| 9/14 | W 41-20 | PITTSBURGH 78,416 |
| 9/21 | W 42-14 | at Houston 70,487 |
| 9/28 | W 17-10 | at Baltimore 69,459 |
| 10/5 | W 24-23 | DENVER 78,903 |
| 10/12 | W 40-34 OT | at Green Bay 70,407 |
| 10/20 | W 17-10 | at Oakland (Mon) (N) 62,391 |
| 10/26 | W 38-5 | BUFFALO (N) 78,689 |
| 11/9 | W 41-20 | CLEVELAND 78,560 |
| 11/16 | L 19-24 | at Cincinnati 64,923 |
| 11/23 | W 27-24 | OAKLAND 78,889 |
| 11/30 | W 28-24 | at San Diego 57,671 |
| 12/7 | L 27-45 | at Denver 76,403 |
| 12/14 | W 45-17 | DETROIT 77,922 |
| 12/20 | L 20-45 | at Minnesota (Sat) 64,291 |
| 12/28 | W 31-3 | CHICAGO 78,413 |
| AFC Divisional Playoff Game | | |
| 1/11 | L 31-38 | INDIANAPOLIS 79,159 |

INDIVIDUAL STATISTICS

| | PASSING | | | | | | | |
|----------------------------|------------|------------|-------------|-------------|-----------|-----------|------------|-------------|
| | Att. | Cmp. | Yds. | Pct. | TD | Int | LG | Rating |
| Green | 523 | 330 | 4039 | 63.1 | 24 | 12 | 67t | 92.6 |
| Collins | 12 | 9 | 74 | 75.0 | 0 | 0 | 20 | 90.3 |
| Holmes | 1 | 0 | 0 | 0.0 | 0 | 0 | 0 | 39.6 |
| Hall | 0 | 0 | 0 | --- | 0 | 0 | --- | --- |
| CHIEFS TOTALS . . . | 536 | 339 | 4113 | 63.2 | 24 | 12 | 67t | 92.4 |
| Opp. Total | 565 | 332 | 3614 | 58.8 | 19 | 25 | 77t | 70.5 |

| | PASS RECEIVING | | | | |
|----------------------------|----------------|-------------|-------------|------------|-----------|
| | No. | Yds. | Avg. | LG | TD |
| Holmes | 74 | 690 | 9.3 | 36 | 0 |
| Gonzalez | 71 | 916 | 12.9 | 67 | 10 |
| Kennison | 56 | 853 | 15.2 | 51t | 5 |
| Morton | 50 | 740 | 14.8 | 50 | 4 |
| Hall | 40 | 423 | 10.6 | 67t | 1 |
| Blaylock | 15 | 181 | 12.1 | 63t | 1 |
| Richardson | 12 | 76 | 6.3 | 14 | 0 |
| Boerigter | 11 | 158 | 14.4 | 30 | 0 |
| Dunn | 5 | 35 | 7.0 | 15 | 3 |
| Easy | 3 | 19 | 6.3 | 8 | 0 |
| Baber | 1 | 20 | 20.0 | 20 | 0 |
| L. Johnson | 1 | 2 | 2.0 | 2 | 0 |
| CHIEFS TOTALS . . . | 339 | 4113 | 12.1 | 67t | 24 |
| Opp. Total | 332 | 3614 | 10.9 | 77t | 19 |

| | RUSHING | | | | |
|----------------------------|------------|-------------|------------|-----------|-----------|
| | No. | Yds. | Avg. | LG | TD |
| Holmes | 320 | 1420 | 4.4 | 31t | 27 |
| Blaylock | 22 | 112 | 5.1 | 25t | 2 |
| Morton | 8 | 94 | 11.8 | 39 | 0 |
| L. Johnson | 20 | 85 | 4.3 | 15 | 1 |
| Green | 26 | 83 | 3.2 | 24 | 2 |
| Hall | 16 | 73 | 4.6 | 21 | 0 |
| Richardson | 24 | 60 | 2.5 | 14t | 0 |
| Kennison | 2 | 9 | 4.5 | 31 | 0 |
| Collins | 8 | -7 | -0.9 | 7 | 0 |
| CHIEFS TOTALS . . . | 446 | 1929 | 4.3 | 39 | 32 |
| Opp. Total | 453 | 2344 | 5.2 | 65t | 18 |

TEAM LEADERS

Scoring: Priest Holmes 162 pts: 27 TDs (27 rush, 0 rec.)
INTs: Greg Wesley 6-63 yds.
 Dexter McCleon 6-(-3) yds.
Tackles: Scott Fujita 151 (110 solo)
Sacks: Vonnie Holliday 5.5 (-50.0 yds.)
Punting: Jason Baker 80-3156 yds., 39.5 avg., 21 In 20, 68 LG
Punt Returns: Dante Hall 29-472 yds., 16.3 avg., 2 TDs
Kickoff Returns: Dante Hall 57-1478 yds., 25.9 avg., 2 TDs

LEAGUE STANDINGS



AMERICAN FOOTBALL CONFERENCE

| West Division | | | | |
|----------------|----|----|---|------|
| | W | L | T | Pct. |
| Kansas City | 13 | 3 | 0 | .800 |
| Denver † | 10 | 6 | 0 | .625 |
| Oakland | 4 | 12 | 0 | .250 |
| San Diego | 4 | 12 | 0 | .250 |
| North Division | | | | |
| | W | L | T | Pct. |
| Baltimore | 10 | 6 | 0 | .625 |
| Cincinnati | 8 | 8 | 0 | .500 |
| Pittsburgh | 6 | 10 | 0 | .375 |
| Cleveland | 5 | 11 | 0 | .313 |
| East Division | | | | |
| | W | L | T | Pct. |
| New England | 14 | 2 | 0 | .875 |
| Miami | 10 | 6 | 0 | .625 |
| Buffalo | 6 | 10 | 0 | .375 |
| N.Y. Jets | 6 | 10 | 0 | .375 |
| South Division | | | | |
| | W | L | T | Pct. |
| Indianapolis | 12 | 4 | 0 | .750 |
| Tennessee † | 12 | 4 | 0 | .750 |
| Jacksonville | 5 | 11 | 0 | .313 |
| Houston | 5 | 11 | 0 | .313 |



NATIONAL FOOTBALL CONFERENCE

| West Division | | | | |
|----------------|----|----|---|------|
| | W | L | T | Pct. |
| St. Louis | 12 | 4 | 0 | .750 |
| Seattle † | 10 | 6 | 0 | .625 |
| San Francisco | 7 | 9 | 0 | .438 |
| Arizona | 4 | 12 | 0 | .250 |
| North Division | | | | |
| | W | L | T | Pct. |
| Green Bay | 10 | 6 | 0 | .625 |
| Minnesota | 9 | 7 | 0 | .562 |
| Chicago | 7 | 9 | 0 | .438 |
| Detroit | 5 | 11 | 0 | .313 |
| East Division | | | | |
| | W | L | T | Pct. |
| Philadelphia | 12 | 4 | 0 | .750 |
| Dallas † | 10 | 6 | 0 | .625 |
| Washington | 5 | 11 | 0 | .313 |
| N.Y. Giants | 4 | 12 | 0 | .250 |
| South Division | | | | |
| | W | L | T | Pct. |
| Carolina | 11 | 5 | 0 | .688 |
| New Orleans | 8 | 8 | 0 | .500 |
| Tampa Bay | 7 | 9 | 0 | .438 |
| Atlanta | 5 | 11 | 0 | .313 |

AFC Championship: New England 24, Indianapolis 14

NFC Championship: Carolina 14, Philadelphia 3

Super Bowl XXXVIII: New England 32, Carolina 29

REGULAR STARTERS

| OFFENSE | | DEFENSE | |
|-----------|-----------------|-------------|-----------------|
| WR | Eddie Kennison | LE | Eric Hicks |
| LT | Willie Roaf | LT | John Browning |
| LG | Brian Waters | NT | Ryan Sims |
| C | Casey Wiegmann | RE | Vonnie Holliday |
| RG | Will Shields | LOLB | Scott Fujita |
| RT | John Tait | MLB | Mike Maslowski |
| TE | Tony Gonzalez | | Kawika Mitchell |
| WR | Johnnie Morton | ROLB | Shawn Barber |
| QB | Trent Green | LCB | Eric Warfield |
| FB | Tony Richardson | RCB | Dexter McCleon |
| RB | Priest Holmes | SS | Greg Wesley |
| K | Morten Andersen | FS | Jerome Woods |
| | | P | Jason Baker |

PRO BOWLERS IN BOLD

TEAM STATISTICS

| | CHIEFS | OPP. |
|-----------------------------------|------------|------------|
| TOTAL FIRST DOWNS | 348 | 322 |
| Rushing/Passing/Penalty | 120/201/27 | 120/184/18 |
| 3rd Down: Made/Att | 84/201 | 78/213 |
| 3rd Down Pct. | 41.8 | 36.6 |
| 4th Down: Made/Att | 6/10 | 10/23 |
| 4th Down Pct. | 60.0 | 43.5 |
| TOTAL NET YARDS | 5910 | 5707 |
| Avg. Per Game | 369.4 | 356.7 |
| Total Plays | 1003 | 1054 |
| Avg. Per Play | 5.9 | 5.4 |
| NET YARDS RUSHING | 1929 | 2344 |
| Avg. Per Game | 120.6 | 146.5 |
| Total Rushes | 446 | 453 |
| NET YARDS PASSING | 3981 | 3363 |
| Avg. Per Game | 248.8 | 210.2 |
| Sacked/Yards Lost | 21/132 | 36/251 |
| Gross Yards | 4113 | 3614 |
| Att./Completions | 536/339 | 565/332 |
| Completion Pct. | 63.2 | 58.8 |
| Had Intercepted | 12 | 25 |
| PUNTS/AVERAGE | 81/39.0 | 73/40.7 |
| Net Punting Avg. | 81/33.2 | 73/31.4 |
| PUNT RETURNS/YARDS | 33/542 | 38/327 |
| KICKOFF RETURNS/YARDS | 62/1577 | 87/2043 |
| PENALTIES/YARDS | 79/698 | 95/781 |
| FUMBLES/BALL LOST | 13/6 | 21/12 |
| TOUCHDOWNS | 63 | 39 |
| Rushing/Passing | 32/24 | 18/19 |
| Defensive/Kicking Game | 3/4 | 1/1 |
| TIME OF POSSESSION | 29:23 | 30:37 |

| SCORE BY PERIODS | 1 | 2 | 3 | 4 | OT | Total |
|---------------------|------------|------------|-----------|------------|----------|------------|
| CHIEFS TOTAL | 112 | 153 | 82 | 131 | 6 | 484 |
| Opp. Total | 57 | 94 | 85 | 96 | 0 | 332 |





Preseason (3-1)

| | | | | | |
|------|---|-------|----|------------------|--------|
| 8/10 | W | 17-14 | OT | at San Francisco | 63,111 |
| 8/17 | W | 19-9 | | HOUSTON | 73,506 |
| 8/24 | L | 14-17 | | at Seattle | 49,036 |
| 8/30 | W | 23-16 | | ST. LOUIS | 73,410 |

Regular Season (8-8)

| | | | | | |
|-------|---|-------|----|------------------|--------|
| 9/8 | W | 40-39 | | at Cleveland | 72,938 |
| 9/15 | L | 16-23 | | JACKSONVILLE | 77,934 |
| 9/22 | L | 38-41 | OT | at New England | 68,436 |
| 9/29 | W | 48-30 | | MIAMI | 78,178 |
| 10/6 | W | 29-25 | | at N.Y. Jets | 78,149 |
| 10/13 | L | 34-35 | | at San Diego | 58,995 |
| 10/20 | L | 34-37 | OT | DENVER | 78,446 |
| 10/27 | W | 20-10 | | OAKLAND | 78,685 |
| 11/10 | L | 13-17 | | at San Francisco | 67,881 |
| 11/17 | W | 17-16 | | BUFFALO | 77,951 |
| 11/24 | L | 32-39 | | at Seattle | 56,250 |
| 12/1 | W | 49-0 | | ARIZONA | 77,809 |
| 12/8 | W | 49-10 | | ST. LOUIS | 78,601 |
| 12/15 | L | 24-31 | | at Denver | 75,947 |
| 12/22 | W | 24-22 | | SAN DIEGO | 77,899 |
| 12/28 | L | 0-24 | | at Oakland (Sat) | 62,078 |

INDIVIDUAL STATISTICS

| | Att. | Cmp. | PASSING | | | TD | Int | LG | Rating |
|----------------------|------------|------------|-------------|-------------|-----------|-----------|------------|-------------|--------|
| | | | Yds. | Pct. | Pct. | | | | |
| Green | 470 | 287 | 3690 | 61.1 | 26 | 13 | 99t | 92.6 | |
| Collins | 6 | 5 | 73 | 83.3 | 1 | 0 | 29t | 156.9 | |
| Holmes | 1 | 0 | 0 | 0.0 | 0 | 0 | 0 | 39.6 | |
| CHIEFS TOTALS | 477 | 292 | 3763 | 61.2 | 27 | 13 | 99t | 93.5 | |
| Opp. Total | 616 | 403 | 4396 | 65.4 | 27 | 18 | 82t | 88.8 | |

PASS RECEIVING

| | No. | Yds. | Avg. | LG | TD |
|----------------------|------------|-------------|-------------|------------|-----------|
| Holmes | 70 | 672 | 9.6 | 64t | 3 |
| Gonzalez | 63 | 773 | 12.3 | 42t | 7 |
| Kennison | 53 | 906 | 17.1 | 64 | 2 |
| Morton | 29 | 397 | 13.7 | 30 | 1 |
| Boerigter | 20 | 420 | 21.0 | 99t | 8 |
| Hall | 20 | 322 | 16.1 | 75t | 3 |
| Richardson | 18 | 125 | 6.9 | 23 | 1 |
| Cloud | 6 | 48 | 8.0 | 13 | 0 |
| Blaylock | 5 | 47 | 9.4 | 21 | 0 |
| Easy | 3 | 23 | 7.7 | 13 | 1 |
| Dunn | 2 | 16 | 8.0 | 11 | 0 |
| Baber | 2 | 10 | 5.0 | 7 | 1 |
| Minnis | 1 | 4 | 4.0 | 4 | 0 |
| CHIEFS TOTALS | 292 | 3763 | 12.9 | 99t | 27 |
| Opp. Total | 403 | 4396 | 10.9 | 82t | 27 |

RUSHING

| | No. | Yds. | Avg. | LG | TD |
|----------------------|------------|-------------|------------|-----------|-----------|
| Holmes | 313 | 1615 | 5.2 | 56 | 21 |
| Green | 31 | 225 | 7.3 | 24 | 1 |
| Morton | 10 | 124 | 12.4 | 36 | 0 |
| Cloud | 49 | 115 | 2.4 | 9 | 2 |
| Richardson | 22 | 81 | 3.7 | 14t | 2 |
| Blaylock | 16 | 72 | 4.5 | 16 | 0 |
| Kennison | 7 | 58 | 8.3 | 31 | 0 |
| Hall | 11 | 54 | 4.9 | 21 | 0 |
| Tait | 1 | 28 | 28.0 | 28 | 0 |
| Collins | 1 | 7 | 7.0 | 7 | 0 |
| Quinn | 1 | -1 | -1.0 | -1 | 0 |
| CHIEFS TOTALS | 462 | 2378 | 5.1 | 56 | 26 |
| Opp. Total | 431 | 2067 | 4.8 | 63t | 19 |

TEAM LEADERS

Scoring: Priest Holmes 144 pts: 24 TDs (21 rush, 3 rec.)
INTs: Greg Wesley 6-170 yds.
Tackles: Mike Maslowski 162 (109 solo)
Sacks: Eric Hicks 9.0 (-69.5 yds.)
Punting: Dan Stryzinski 64-2422 yds., 37.8 avg., 15 ln 20, 56 LG
Punt Returns: Dante Hall 29-390 yds., 13.4 avg., 2 TDs
Kickoff Returns: Dante Hall 57-1354 yds., 23.8 avg., 1 TD

LEAGUE STANDINGS



AMERICAN FOOTBALL CONFERENCE

| West Division | | | | |
|----------------|----|----|------|------|
| W | L | T | Pct. | |
| Oakland | 11 | 5 | 0 | .688 |
| Denver | 9 | 7 | 0 | .562 |
| San Diego | 8 | 8 | 0 | .500 |
| Kansas City | 8 | 8 | 0 | .500 |
| North Division | | | | |
| W | L | T | Pct. | |
| Pittsburgh | 10 | 5 | 1 | .656 |
| Cleveland † | 9 | 7 | 0 | .562 |
| Baltimore | 7 | 9 | 0 | .438 |
| Cincinnati | 2 | 14 | 0 | .125 |
| East Division | | | | |
| W | L | T | Pct. | |
| N.Y. Jets | 9 | 7 | 0 | .562 |
| New England | 9 | 7 | 0 | .562 |
| Miami | 9 | 7 | 0 | .562 |
| Buffalo | 8 | 8 | 0 | .500 |
| South Division | | | | |
| W | L | T | Pct. | |
| Tennessee | 11 | 5 | 0 | .688 |
| Indianapolis † | 10 | 6 | 0 | .625 |
| Jacksonville | 6 | 10 | 0 | .375 |
| Houston | 4 | 12 | 0 | .250 |



NATIONAL FOOTBALL CONFERENCE

| West Division | | | | |
|----------------|----|----|------|------|
| W | L | T | Pct. | |
| San Francisco | 10 | 6 | 0 | .625 |
| St. Louis | 7 | 9 | 0 | .438 |
| Seattle | 7 | 9 | 0 | .438 |
| Arizona | 5 | 11 | 0 | .312 |
| North Division | | | | |
| W | L | T | Pct. | |
| Green Bay | 12 | 4 | 0 | .750 |
| Minnesota | 6 | 10 | 0 | .375 |
| Chicago | 4 | 12 | 0 | .250 |
| Detroit | 3 | 13 | 0 | .188 |
| East Division | | | | |
| W | L | T | Pct. | |
| Philadelphia | 12 | 4 | 0 | .750 |
| N.Y. Giants † | 10 | 6 | 0 | .625 |
| Washington | 7 | 9 | 0 | .438 |
| Dallas | 5 | 11 | 0 | .312 |
| South Division | | | | |
| W | L | T | Pct. | |
| Tampa Bay | 12 | 4 | 0 | .750 |
| Atlanta † | 9 | 6 | 1 | .594 |
| New Orleans | 9 | 7 | 0 | .562 |
| Carolina | 7 | 9 | 0 | .438 |

AFC Championship: Oakland 41, Tennessee 24
NFC Championship: Tampa Bay 27, Philadelphia 10
Super Bowl XXXVII: Tampa Bay 48, Oakland 21

REGULAR STARTERS

| OFFENSE | | DEFENSE | |
|-----------|-----------------|-------------|-----------------|
| WR | Eddie Kennison | LE | Eric Hicks |
| LT | Willie Roaf | LT | John Browning |
| LG | Brian Waters | NT | Derrick Ransom |
| C | Casey Wiegmann | RE | Duane Clemons |
| RG | Will Shields | LOLB | Scott Fujita |
| RT | John Tait | MLB | Marvucus Patton |
| TE | Tony Gonzalez | ROLB | Mike Maslowski |
| WR | Johnnie Morton | LCB | Eric Warfield |
| QB | Trent Green | RCB | William Barteel |
| FB | Tony Richardson | SS | Greg Wesley |
| RB | Priest Holmes | FS | Shaunard Harts |
| K | Morten Andersen | P | Dan Stryzinski |

PRO BOWLERS IN BOLD

TEAM STATISTICS

| | CHIEFS | OPP. |
|-------------------------|------------|------------|
| TOTAL FIRST DOWNS | 343 | 367 |
| Rushing/Passing/Penalty | 140/179/24 | 120/227/20 |
| 3rd Down: Made/Att | 77/185 | 87/205 |
| 3rd Down Pct. | 41.6 | 42.4 |
| 4th Down: Made/Att | 6/10 | 10/17 |
| 4th Down Pct. | 60.0 | 58.8 |
| TOTAL NET YARDS | 6000 | 6248 |
| Avg. Per Game | 375.0 | 390.5 |
| Total Plays | 965 | 1081 |
| Avg. Per Play | 6.2 | 5.8 |
| NET YARDS RUSHING | 2378 | 2067 |
| Avg. Per Game | 148.6 | 129.2 |
| Total Rushes | 462 | 431 |
| NET YARDS PASSING | 3622 | 4181 |
| Avg. Per Game | 226.4 | 261.3 |
| Sacked/Yards Lost | 26/141 | 34/215 |
| Gross Yards | 3763 | 4396 |
| Att./Completions | 477/292 | 616/403 |
| Completion Pct. | 61.2 | 65.4 |
| Had Intercepted | 13 | 18 |
| PUNTS/AVERAGE | 65/37.3 | 60/39.1 |
| Net Punting Avg. | 65/31.2 | 60/32.0 |
| PUNT RETURNS/YARDS | 29/390 | 27/274 |
| KICKOFF RETURNS/YARDS | 67/1474 | 88/1880 |
| PENALTIES/YARDS | 75/700 | 100/827 |
| FUMBLES/BALL LOST | 7/2 | 20/13 |
| TOUCHDOWNS | 57 | 46 |
| Rushing/Passing | 26/27 | 19/27 |
| Defensive/Kicking Game | 1/3 | 0/0 |
| TIME OF POSSESSION | 28:57 | 31:03 |

| SCORE BY PERIODS | 1 | 2 | 3 | 4 | OT | Total |
|---------------------|------------|------------|-----------|------------|----------|------------|
| CHIEFS TOTAL | 101 | 122 | 76 | 168 | 0 | 467 |
| Opp. Total | 67 | 117 | 79 | 130 | 6 | 399 |





Preseason (2-2)

| | | | | |
|------|---|-------|-----------------|--------|
| 8/12 | W | 20-0 | WASHINGTON | 75,703 |
| 8/18 | W | 10-9 | CHICAGO | 77,618 |
| 8/23 | L | 23-28 | at Jacksonville | 48,623 |
| 8/31 | L | 17-21 | at St. Louis | 65,463 |

Regular Season (6-10)

| | | | | |
|-------|---|----------|-------------------------|--------|
| 9/9 | L | 24-27 | OAKLAND | 78,844 |
| 9/23 | L | 3-13 | N.Y. GIANTS | 77,666 |
| 9/30 | W | 45-13 | at Washington | 76,573 |
| 10/7 | L | 6-20 | at Denver | 75,037 |
| 10/14 | L | 17-20 | PITTSBURGH | 78,413 |
| 10/21 | L | 16-24 | at Arizona | 35,916 |
| 10/25 | L | 28-35 | INDIANAPOLIS (Thur) (N) | 74,212 |
| 11/4 | W | 25-20 | at San Diego | 58,789 |
| 11/11 | L | 7-27 | at N.Y. Jets | 78,234 |
| 11/25 | W | 19-7 | SEATTLE | 77,357 |
| 11/29 | L | 10-23 | PHILADELPHIA (Thur) (N) | 77,087 |
| 12/9 | L | 26-28 | at Oakland | 60,784 |
| 12/16 | W | 26-23 OT | DENVER | 77,778 |
| 12/23 | W | 20-17 | SAN DIEGO | 76,131 |
| 12/30 | W | 30-26 | at Jacksonville | 59,396 |
| 1/6 | L | 18-21 | at Seattle | 58,460 |

INDIVIDUAL STATISTICS

| | PASSING | | | | | | | |
|----------------------|------------|------------|-------------|-------------|-----------|-----------|------------|-------------|
| | Att. | Cmp. | Yds. | Pct. | TD | Int | LG | Rating |
| Green | 523 | 296 | 3783 | 56.6 | 17 | 24 | 67t | 71.1 |
| Collins | 4 | 3 | 40 | 75.0 | 0 | 0 | 26 | 106.3 |
| Gonzalez | 1 | 1 | 40 | 100.0 | 0 | 0 | 40 | 118.8 |
| CHIEFS TOTALS | 528 | 300 | 3863 | 56.8 | 17 | 24 | 67t | 71.7 |
| Opp. Total | 491 | 296 | 3403 | 60.3 | 19 | 13 | 49 | 83.1 |

| | PASS RECEIVING | | | | |
|----------------------|----------------|-------------|-------------|------------|-----------|
| | No. | Yds. | Avg. | LG | TD |
| Gonzalez | 73 | 917 | 12.6 | 36 | 6 |
| Holmes | 62 | 614 | 9.9 | 67t | 2 |
| Minnis | 33 | 511 | 15.5 | 56 | 1 |
| Richardson | 30 | 265 | 8.8 | 47 | 0 |
| Alexander | 27 | 470 | 17.4 | 46 | 3 |
| Thomas | 19 | 247 | 13.0 | 28 | 1 |
| Ricks | 18 | 252 | 14.0 | 40 | 1 |
| Kennison | 16 | 322 | 20.1 | 65 | 0 |
| Parker | 15 | 199 | 13.3 | 44 | 2 |
| Dunn | 4 | 54 | 13.5 | 28 | 1 |
| J. Williams | 2 | 11 | 5.5 | 9 | 0 |
| Green | 1 | 1 | 1.0 | 1 | 0 |
| CHIEFS TOTALS | 300 | 3863 | 12.9 | 67t | 17 |
| Opp. Total | 296 | 3403 | 11.5 | 49 | 19 |

| | RUSHING | | | | |
|----------------------|------------|-------------|------------|-----------|-----------|
| | No. | Yds. | Avg. | LG | TD |
| Holmes | 327 | 1555 | 4.8 | 41 | 8 |
| Richardson | 66 | 191 | 2.9 | 19 | 7 |
| Green | 35 | 158 | 4.5 | 16 | 0 |
| Cloud | 7 | 54 | 7.7 | 16 | 1 |
| Alexander | 2 | 16 | 8.0 | 15 | 0 |
| Kennison | 2 | 13 | 6.5 | 14 | 0 |
| Hall | 2 | 10 | 5.0 | 6 | 0 |
| Gonzalez | 1 | 9 | 9.0 | 9 | 0 |
| Collins | 2 | 6 | 3.0 | 7 | 0 |
| Parker | 3 | 6 | 2.0 | 7 | 0 |
| Stryzinski | 1 | -10 | -10 | -10 | 0 |
| CHIEFS TOTALS | 448 | 2008 | 4.5 | 41 | 16 |
| Opp. Total | 481 | 2140 | 4.4 | 77t | 15 |

TEAM LEADERS

Scoring: Todd Peterson 108 pts: 27 PATs, 27 FGs
INTs: Eric Warfield 4-61 yds., 1 TD
Tackles: Donnie Edwards 147 (112 solo)
Sacks: Duane Clemons 7.0 (-68.5 yds.)
Punting: Dan Stryzinski 73-2976 yds., 40.8 avg., 27 In 20, 76 LG
Punt Returns: Dante Hall 32-235 yds., 7.3 avg., 0 TDs
Kickoff Returns: Dante Hall 43-969 yds., 22.5 avg., 0 TDs

LEAGUE STANDINGS



AMERICAN FOOTBALL CONFERENCE

Western Division

| | W | L | T | Pct. |
|-------------|----|----|---|------|
| Oakland | 10 | 6 | 0 | .625 |
| Seattle | 9 | 7 | 0 | .562 |
| Denver | 8 | 8 | 0 | .500 |
| Kansas City | 6 | 10 | 0 | .375 |
| San Diego | 5 | 11 | 0 | .312 |

Central Division

| | W | L | T | Pct. |
|--------------|----|----|---|------|
| Pittsburgh | 13 | 3 | 0 | .812 |
| Baltimore † | 10 | 6 | 0 | .625 |
| Cleveland | 7 | 9 | 0 | .438 |
| Tennessee | 7 | 9 | 0 | .438 |
| Jacksonville | 6 | 10 | 0 | .375 |
| Cincinnati | 6 | 10 | 0 | .375 |

Eastern Division

| | W | L | T | Pct. |
|--------------|----|----|---|------|
| New England | 11 | 5 | 0 | .688 |
| Miami † | 11 | 5 | 0 | .688 |
| N.Y. Jets † | 10 | 6 | 0 | .625 |
| Indianapolis | 6 | 10 | 0 | .375 |
| Buffalo | 3 | 13 | 0 | .188 |



NATIONAL FOOTBALL CONFERENCE

Western Division

| | W | L | T | Pct. |
|-----------------|----|----|---|------|
| St. Louis | 14 | 2 | 0 | .875 |
| San Francisco † | 12 | 4 | 0 | .750 |
| New Orleans | 7 | 9 | 0 | .438 |
| Atlanta | 7 | 9 | 0 | .438 |
| Carolina | 1 | 15 | 0 | .062 |

Central Division

| | W | L | T | Pct. |
|-------------|----|----|---|------|
| Chicago | 13 | 3 | 0 | .812 |
| Green Bay † | 12 | 4 | 0 | .750 |
| Tampa Bay † | 9 | 7 | 0 | .562 |
| Minnesota | 5 | 11 | 0 | .312 |
| Detroit | 2 | 14 | 0 | .125 |

Eastern Division

| | W | L | T | Pct. |
|--------------|----|----|---|------|
| Philadelphia | 11 | 5 | 0 | .688 |
| Washington | 8 | 8 | 0 | .500 |
| N.Y. Giants | 7 | 9 | 0 | .438 |
| Arizona | 7 | 9 | 0 | .438 |
| Dallas | 5 | 11 | 0 | .312 |

AFC Championship: New England 24, Pittsburgh 17

NFC Championship: St. Louis 29, Philadelphia 24

Super Bowl XXXVI: New England 20, St. Louis 17

REGULAR STARTERS

OFFENSE

| | |
|-----------|----------------------|
| WR | Marvin Minnis |
| LT | John Tait |
| LG | Brian Waters |
| C | Casey Wiegmann |
| RG | Will Shields |
| RT | Marcus Spears |
| TE | Tony Gonzalez |
| WR | Derrick Alexander |
| QB | Trent Green |
| FB | Tony Richardson |
| RB | Priest Holmes |
| K | Todd Peterson |

DEFENSE

| | |
|-------------|----------------|
| LE | Eric Hicks |
| LT | John Browning |
| | Eric Downing |
| NT | Derrick Ransom |
| RE | Duane Clemons |
| LOLB | Lew Bush |
| MLB | Marvius Patton |
| ROLB | Donnie Edwards |
| LCB | Ray Crockett |
| RCB | Eric Warfield |
| SS | Greg Wesley |
| FS | Jerome Woods |
| P | Dan Stryzinski |

PRO BOWLERS IN BOLD

TEAM STATISTICS

| | CHIEFS | OPP. |
|-------------------------|------------|------------|
| TOTAL FIRST DOWNS | 324 | 296 |
| Rushing/Passing/Penalty | 119/178/27 | 111/167/18 |
| 3rd Down: Made/Att | 70/195 | 86/218 |
| 3rd Down Pct. | 35.9 | 39.4 |
| 4th Down: Made/Att | 5/16 | 5/8 |
| 4th Down Pct. | 31.3 | 62.5 |
| TOTAL NET YARDS | 5673 | 5304 |
| Avg. Per Game | 354.6 | 331.5 |
| Total Plays | 1015 | 1003 |
| Avg. Per Play | 5.6 | 5.3 |
| NET YARDS RUSHING | 2008 | 2140 |
| Avg. Per Game | 125.5 | 133.8 |
| Total Rushes | 448 | 481 |
| NET YARDS PASSING | 3665 | 3164 |
| Avg. Per Game | 229.1 | 197.8 |
| Sacked/Yards Lost | 39/198 | 31/239 |
| Gross Yards | 3863 | 3403 |
| Att./Completions | 528/300 | 491/296 |
| Completion Pct. | 56.8 | 60.3 |
| Had Intercepted | 24 | 13 |
| PUNTS/AVERAGE | 75/40.5 | 79/41.0 |
| Net Punting Avg. | 75/35.3 | 79/35.6 |
| PUNT RETURNS/YARDS | 44/326 | 31/288 |
| KICKOFF RETURNS/YARDS | 61/1292 | 65/1474 |
| PENALTIES/YARDS | 68/602 | 87/761 |
| FUMBLES/BALL LOST | 19/9 | 23/13 |
| TOUCHDOWNS | 34 | 37 |
| Rushing/Passing | 16/17 | 15/19 |
| Defensive/Kicking Game | 1/0 | 1/2 |
| TIME OF POSSESSION | 29:07 | 30:53 |

| SCORE BY PERIODS | 1 | 2 | 3 | 4 | OT | Total |
|---------------------|-----------|-----------|-----------|------------|----------|------------|
| CHIEFS TOTAL | 56 | 92 | 64 | 105 | 3 | 320 |
| Opp. Total | 43 | 115 | 103 | 83 | 0 | 344 |





Preseason (0-4)

| | | | | |
|------|---|-------|---------------|--------|
| 8/5 | L | 10-14 | at Tennessee | 68,016 |
| 8/13 | L | 10-33 | SAN FRANCISCO | 76,682 |
| 8/19 | L | 22-26 | JACKSONVILLE | 75,120 |
| 8/25 | L | 14-37 | at Tampa Bay | 64,267 |

Regular Season (7-9)

| | | | | |
|-------|---|----------|--------------------------|--------|
| 9/3 | L | 14-27 | INDIANAPOLIS | 78,357 |
| 9/10 | L | 14-17 OT | at Tennessee | 68,203 |
| 9/17 | W | 42-10 | SAN DIEGO | 77,604 |
| 9/24 | W | 23-22 | at Denver | 74,596 |
| 10/2 | W | 24-17 | SEATTLE (Mon) (N) | 82,893 |
| 10/15 | L | 17-20 | OAKLAND | 79,025 |
| 10/22 | W | 54-34 | ST. LOUIS | 79,142 |
| 10/29 | W | 24-19 | at Seattle | 62,141 |
| 11/5 | L | 31-49 | at Oakland | 62,428 |
| 11/12 | L | 7-21 | at San Francisco | 68,002 |
| 11/19 | L | 17-21 | BUFFALO | 78,457 |
| 11/26 | L | 16-17 | at San Diego | 47,228 |
| 12/4 | L | 24-30 | at New England (Mon) (N) | 60,292 |
| 12/10 | W | 15-14 | CAROLINA | 77,481 |
| 12/17 | W | 20-7 | DENVER | 78,406 |
| 12/24 | L | 13-29 | at Atlanta | 41,017 |

INDIVIDUAL STATISTICS

| | Att. | Cmp. | PASSING | | | Int | LG | Rating |
|----------------------|------------|------------|-------------|-------------|-----------|-----------|------------|-------------|
| | | | Yds. | Pct. | TD | | | |
| Grbac | 547 | 326 | 4169 | 59.6 | 28 | 14 | 81t | 89.9 |
| Moon | 34 | 15 | 208 | 44.1 | 1 | 1 | 41 | 61.9 |
| Morris | 1 | 1 | 31 | 100.0 | 0 | 0 | 31 | 118.8 |
| CHIEFS TOTALS | 582 | 342 | 4408 | 58.8 | 29 | 15 | 81t | 88.5 |
| Opp. Total | 549 | 358 | 3737 | 65.2 | 25 | 15 | 47 | 88.6 |

| | No. | PASS RECEIVING | | | LG | TD |
|----------------------|------------|----------------|-------------|------------|-----------|----|
| | | Yds. | Avg. | TD | | |
| Gonzalez | 93 | 1203 | 12.9 | 39 | 9 | |
| Alexander | 78 | 1391 | 17.8 | 81t | 10 | |
| Richardson | 58 | 468 | 8.1 | 24 | 3 | |
| Morris | 48 | 678 | 14.1 | 47 | 3 | |
| Lockett | 33 | 422 | 12.8 | 34t | 2 | |
| Anders | 15 | 76 | 5.1 | 12 | 0 | |
| Drayton | 8 | 70 | 8.8 | 21 | 2 | |
| Parker | 3 | 41 | 13.7 | 27 | 0 | |
| Dunn | 2 | 26 | 13.0 | 20 | 0 | |
| Bennett | 2 | 17 | 8.5 | 13 | 0 | |
| Cloud | 2 | 16 | 8.0 | 13 | 0 | |
| CHIEFS TOTALS | 342 | 4408 | 12.9 | 81t | 29 | |
| Opp. Total | 358 | 3737 | 10.4 | 47 | 25 | |

| | No. | RUSHING | | | TD |
|----------------------|------------|-------------|------------|-----------|-----------|
| | | Yds. | Avg. | LG | |
| Richardson | 147 | 697 | 4.7 | 33 | 3 |
| Anders | 76 | 331 | 4.4 | 69 | 2 |
| Moreau | 67 | 179 | 2.7 | 22 | 4 |
| Grbac | 30 | 110 | 3.7 | 22 | 1 |
| Cloud | 30 | 84 | 2.8 | 15t | 1 |
| Alexander | 3 | 45 | 15.0 | 26 | 0 |
| Bennett | 27 | 24 | 0.9 | 6 | 1 |
| Moon | 2 | 2 | 1.0 | 2 | 0 |
| Parker | 1 | -7 | -7.0 | -7 | 0 |
| CHIEFS TOTALS | 383 | 1465 | 3.8 | 69 | 12 |
| Opp. Total | 441 | 1809 | 4.1 | 50 | 13 |

TEAM LEADERS

Scoring: Todd Peterson 70 pts: 25 PATs, 15 FGs
INTs: James Hasty 4-53 yds., 0 TDs
Tackles: Donnie Edwards 151 (119 solo)
Sacks: Eric Hicks 14.0 (-73.0 yds.)
Punting: Todd Sauerbrun 82-3656 yds., 44.6 avg., 28 In 20, 68 LG
Punt Returns: Kevin Lockett 26-208 yds., 8.0 avg., 0 TDs
Kickoff Returns: Mike Cloud 36-779 yds., 21.6 avg., 0 TDs

LEAGUE STANDINGS



AMERICAN FOOTBALL CONFERENCE

| Western Division | | | | |
|------------------|----|----|---|------|
| | W | L | T | Pct. |
| Oakland | 12 | 4 | 0 | .750 |
| Denver † | 11 | 5 | 0 | .688 |
| Kansas City | 7 | 9 | 0 | .438 |
| Seattle | 6 | 10 | 0 | .375 |
| San Diego | 1 | 15 | 0 | .063 |
| Central Division | | | | |
| | W | L | T | Pct. |
| Tennessee | 13 | 3 | 0 | .813 |
| Baltimore † | 12 | 4 | 0 | .750 |
| Pittsburgh | 9 | 7 | 0 | .563 |
| Jacksonville | 7 | 9 | 0 | .438 |
| Cincinnati | 4 | 12 | 0 | .250 |
| Cleveland | 3 | 13 | 0 | .188 |
| Eastern Division | | | | |
| | W | L | T | Pct. |
| Miami | 11 | 5 | 0 | .688 |
| Indianapolis † | 10 | 6 | 0 | .625 |
| N.Y. Jets | 9 | 7 | 0 | .563 |
| Buffalo | 8 | 8 | 0 | .500 |
| New England | 5 | 11 | 0 | .313 |



NATIONAL FOOTBALL CONFERENCE

| Western Division | | | | |
|------------------|----|----|---|------|
| | W | L | T | Pct. |
| New Orleans | 10 | 6 | 0 | .625 |
| St. Louis † | 10 | 6 | 0 | .625 |
| Carolina | 7 | 9 | 0 | .438 |
| San Francisco | 6 | 10 | 0 | .375 |
| Atlanta | 4 | 12 | 0 | .250 |
| Central Division | | | | |
| | W | L | T | Pct. |
| Minnesota | 11 | 5 | 0 | .688 |
| Tampa Bay † | 10 | 6 | 0 | .625 |
| Detroit | 9 | 7 | 0 | .563 |
| Green Bay | 9 | 7 | 0 | .563 |
| Chicago | 5 | 11 | 0 | .313 |
| Eastern Division | | | | |
| | W | L | T | Pct. |
| N.Y. Giants | 12 | 4 | 0 | .750 |
| Philadelphia † | 11 | 5 | 0 | .688 |
| Washington | 8 | 8 | 0 | .500 |
| Dallas | 5 | 11 | 0 | .313 |
| Arizona | 3 | 13 | 0 | .188 |

AFC Championship: Baltimore 16, Oakland 3
NFC Championship: N.Y. Giants 41, Minnesota 0
Super Bowl XXXV: Baltimore 34, N.Y. Giants 7

REGULAR STARTERS

| OFFENSE | | DEFENSE | |
|-----------|----------------------|-------------|--------------------|
| WR | Sylvester Morris | LE | Eric Hicks |
| LT | John Tait | LT | Chester McGlockton |
| LG | Jeff Blackshear | RT | Dan Williams |
| C | Tim Grunhard | RE | Duane Clemons |
| RG | Will Shields | LOLB | Lew Bush |
| RT | Victor Riley | | Mike Masloski |
| TE | Tony Gonzalez | MLB | Marcus Patton |
| WR | Derrick Alexander | ROLB | Donnie Edwards |
| QB | Elvis Grbac | LCB | Pat Dennis |
| FB | Tony Richardson | RCB | James Hasty |
| RB | Kimble Anders | SS | Greg Wesley |
| | Tony Richardson | FS | Jerome Woods |
| K | Pete Stoyanovich | P | Todd Sauerbrun |
| | Todd Peterson | | |

PRO BOWLERS IN BOLD

TEAM STATISTICS

| | CHIEFS | OPP. |
|-------------------------|-----------|------------|
| TOTAL FIRST DOWNS | 321 | 330 |
| Rushing/Passing/Penalty | 84/207/30 | 103/201/26 |
| 3rd Down: Made/Att | 75/204 | 84/207 |
| 3rd Down Pct. | 36.8 | 40.6 |
| 4th Down: Made/Att | 4/13 | 8/11 |
| 4th Down Pct. | 30.8 | 72.7 |
| TOTAL NET YARDS | 5614 | 5280 |
| Avg. Per Game | 350.9 | 330.0 |
| Total Plays | 999 | 1041 |
| Avg. Per Play | 5.6 | 5.1 |
| NET YARDS RUSHING | 1465 | 1809 |
| Avg. Per Game | 91.6 | 113.1 |
| Total Rushes | 383 | 441 |
| NET YARDS PASSING | 4149 | 3471 |
| Avg. Per Game | 259.3 | 216.9 |
| Sacked/Yards Lost | 34/259 | 51/266 |
| Gross Yards | 4408 | 3737 |
| Attempts/Completions | 582/342 | 549/358 |
| Pct. of Completions | 58.8 | 65.2 |
| Had Intercepted | 15 | 15 |
| Punts/Average | 82/44.6 | 78/43.1 |
| Net Punting Avg. | 82/35.8 | 78/36.8 |
| PUNT RETURNS/YARDS | 37/295 | 43/559 |
| KICKOFF RETURNS/YARDS | 70/1466 | 70/1679 |
| Penalties/Yards | 118/848 | 108/1020 |
| Fumbles/Ball Lost | 23/11 | 19/14 |
| Touchdowns | 44 | 42 |
| Rushing/Passing | 12/29 | 13/25 |
| Defensive/Kicking Game | 3/0 | 4/0 |
| TIME OF POSSESSION | 27:36 | 32:24 |

| SCORE BY PERIODS | 1 | 2 | 3 | 4 | OT | Total |
|---------------------|-----------|-----------|-----------|------------|----------|------------|
| CHIEFS TOTAL | 50 | 99 | 82 | 124 | 0 | 355 |
| Opp. Total | 75 | 123 | 64 | 89 | 3 | 354 |





9-7 • 2nd AFC West • Gunther Cunningham

Preseason (2-2)

| | | | | |
|------|---|-------|-----------------|--------|
| 8/15 | W | 22-20 | TENNESSEE | 75,152 |
| 8/21 | L | 7-17 | TAMPA BAY | 76,292 |
| 8/26 | L | 6-31 | at Jacksonville | 56,932 |
| 9/3 | W | 34-27 | at San Diego | 46,005 |

Regular Season (9-7)

| | | | | |
|-------|---|----------|-------------------------|--------|
| 9/12 | L | 17-20 | at Chicago | 58,381 |
| 9/19 | W | 26-10 | DENVER | 78,683 |
| 9/26 | W | 31-21 | DETROIT | 78,384 |
| 10/3 | L | 14-21 | at San Diego | 58,099 |
| 10/10 | W | 16-14 | NEW ENGLAND | 78,636 |
| 10/21 | W | 35-8 | at Baltimore (Thur) (N) | 68,771 |
| 10/31 | W | 34-0 | SAN DIEGO | 78,473 |
| 11/7 | L | 17-25 | at Indianapolis | 56,689 |
| 11/14 | L | 10-17 | at Tampa Bay | 64,927 |
| 11/21 | L | 19-30 | SEATTLE | 78,714 |
| 11/28 | W | 37-34 | at Oakland | 48,632 |
| 12/5 | W | 16-10 | at Denver | 73,855 |
| 12/12 | W | 31-28 | MINNESOTA (N) | 78,932 |
| 12/18 | W | 35-19 | PITTSBURGH (Sat) | 78,697 |
| 12/26 | L | 14-23 | at Seattle | 66,332 |
| 1/2 | L | 38-41 OT | OAKLAND | 79,026 |

LEAGUE STANDINGS



AMERICAN FOOTBALL CONFERENCE

Western Division

| | W | L | T | Pct. |
|-------------|---|----|---|------|
| Seattle | 9 | 7 | 0 | .563 |
| Kansas City | 9 | 7 | 0 | .563 |
| San Diego | 8 | 8 | 0 | .500 |
| Oakland | 8 | 8 | 0 | .500 |
| Denver | 6 | 10 | 0 | .375 |

Central Division

| | W | L | T | Pct. |
|--------------|----|----|---|------|
| Jacksonville | 14 | 2 | 0 | .875 |
| Tennessee † | 13 | 3 | 0 | .813 |
| Baltimore | 8 | 8 | 0 | .500 |
| Pittsburgh | 6 | 10 | 0 | .375 |
| Cincinnati | 4 | 12 | 0 | .250 |
| Cleveland | 2 | 14 | 0 | .125 |

Eastern Division

| | W | L | T | Pct. |
|--------------|----|---|---|------|
| Indianapolis | 13 | 3 | 0 | .813 |
| Buffalo † | 11 | 5 | 0 | .688 |
| Miami † | 9 | 7 | 0 | .563 |
| N.Y. Jets | 8 | 8 | 0 | .500 |
| New England | 8 | 8 | 0 | .500 |



NATIONAL FOOTBALL CONFERENCE

Western Division

| | W | L | T | Pct. |
|---------------|----|----|---|------|
| St. Louis | 13 | 3 | 0 | .813 |
| Carolina | 8 | 8 | 0 | .500 |
| Atlanta | 5 | 11 | 0 | .313 |
| San Francisco | 4 | 12 | 0 | .250 |
| New Orleans | 3 | 13 | 0 | .188 |

Central Division

| | W | L | T | Pct. |
|-------------|----|----|---|------|
| Tampa Bay | 11 | 5 | 0 | .688 |
| Minnesota † | 10 | 6 | 0 | .625 |
| Detroit † | 8 | 8 | 0 | .500 |
| Green Bay | 8 | 8 | 0 | .500 |
| Chicago | 6 | 10 | 0 | .375 |

Eastern Division

| | W | L | T | Pct. |
|--------------|----|----|---|------|
| Washington | 10 | 6 | 0 | .625 |
| Dallas † | 8 | 8 | 0 | .500 |
| N.Y. Giants | 7 | 9 | 0 | .438 |
| Arizona | 6 | 10 | 0 | .375 |
| Philadelphia | 5 | 11 | 0 | .313 |

AFC Championship: Tennessee 33, Jacksonville 14

NFC Championship: St. Louis 11, Tampa Bay 6

Super Bowl XXXIV: St. Louis 23, Tennessee 16

INDIVIDUAL STATISTICS

| | PASSING | | | | | | | |
|----------------------|------------|------------|-------------|-------------|-----------|-----------|------------|-------------|
| | Att. | Cmp. | Yds. | Pct. | TD | Int | LG | Rating |
| Grbac | 499 | 294 | 3389 | 58.9 | 22 | 15 | 86t | 81.7 |
| Moon | 3 | 1 | 20 | 33.3 | 0 | 0 | 20 | 57.6 |
| CHIEFS TOTALS | 502 | 295 | 3409 | 58.8 | 22 | 15 | 86t | 81.5 |
| Opp. Total | 578 | 317 | 3768 | 54.8 | 24 | 25 | 54 | 70.8 |

| | PASS RECEIVING | | | | |
|----------------------|----------------|-------------|-------------|------------|-----------|
| | No. | Yds. | Avg. | LG | TD |
| Gonzalez | 76 | 849 | 11.2 | 73t | 11 |
| Alexander | 54 | 832 | 15.4 | 86t | 2 |
| Horn | 35 | 586 | 16.7 | 76t | 6 |
| Lockett | 34 | 426 | 12.5 | 39t | 2 |
| Richardson | 24 | 141 | 5.9 | 29 | 0 |
| Rison | 21 | 218 | 10.4 | 20 | 0 |
| Shehee | 18 | 136 | 7.6 | 17 | 0 |
| Johnson | 10 | 98 | 9.8 | 19 | 1 |
| Bennett | 10 | 41 | 4.1 | 12 | 0 |
| Morris | 7 | 37 | 5.3 | 9 | 0 |
| Cloud | 3 | 25 | 8.3 | 12 | 0 |
| Anders | 2 | 14 | 7.0 | 9 | 0 |
| Jacoby | 1 | 6 | 6.0 | 6 | 0 |
| CHIEFS TOTALS | 295 | 3409 | 11.6 | 86t | 22 |
| Opp. Total | 317 | 3768 | 11.9 | 54 | 24 |

| | RUSHING | | | | |
|----------------------|------------|-------------|------------|------------|-----------|
| | No. | Yds. | Avg. | LG | TD |
| Bennett | 161 | 627 | 3.9 | 44 | 8 |
| Morris | 120 | 414 | 3.5 | 24 | 3 |
| Richardson | 84 | 387 | 4.6 | 26 | 1 |
| Shehee | 65 | 238 | 3.7 | 18 | 1 |
| Anders | 32 | 181 | 5.7 | 46 | 0 |
| Cloud | 35 | 128 | 3.7 | 14 | 0 |
| Alexander | 2 | 82 | 41.0 | 82t | 1 |
| Horn | 2 | 15 | 7.5 | 9 | 0 |
| Grbac | 19 | 10 | 0.5 | 8 | 0 |
| Pope | 1 | 0 | 0.0 | 0 | 0 |
| CHIEFS TOTALS | 521 | 2082 | 4.0 | 82t | 14 |
| Opp. Total | 415 | 1557 | 3.8 | 45 | 10 |

TEAM LEADERS

Scoring: Pete Stoyanovich 108 pts: 45 PATs, 21 FGs
INTs: James Hasty 7-98 yds., 2 TDs
Tackles: Donnie Edwards 143 (105 solo)
Sacks: Derrick Thomas 7.0 (-65.0 yds.)
Punting: Daniel Pope 101-4218 yds., 41.8 avg., 20 In 20, 64 LG
Punt Returns: Tamarick Vanover 51-627 yds., 12.3 avg., 2 TDs
Kickoff Returns: Tamarick Vanover 44-886 yds., 20.1 avg., 0 TDs

REGULAR STARTERS

OFFENSE

| | |
|-----------|----------------------|
| WR | Andre Rison |
| LT | Glenn Parker |
| LG | Dave Szott |
| C | Tim Grunhard |
| RG | Will Shields |
| RT | Victor Riley |
| TE | Tony Gonzalez |
| WR | Derrick Alexander |
| QB | Elvis Grbac |
| FB | Tony Richardson |
| RB | Bam Morris |
| K | Pete Stoyanovich |

DEFENSE

| | |
|-------------|--------------------|
| LE | Eric Hicks |
| LT | Chester McGlockton |
| RT | Tom Barndt |
| RE | Leslie O'Neal |
| | Dan Williams |
| LOLB | Derrick Thomas |
| MLB | Marcus Patton |
| ROLB | Donnie Edwards |
| LCB | Cris Dishman |
| RCB | James Hasty |
| SS | Reggie Tongue |
| FS | Jerome Woods |
| P | Daniel Pope |

PRO BOWLERS IN BOLD

TEAM STATISTICS

| | CHIEFS | OPP. |
|-------------------------|------------|-----------|
| TOTAL FIRST DOWNS | 282 | 281 |
| Rushing/Passing/Penalty | 108/164/10 | 80/173/28 |
| 3rd Down: Made/Att | 96/243 | 65/215 |
| 3rd Down Pct. | 39.5 | 30.2 |
| 4th Down: Made/Att | 6/11 | 6/13 |
| 4th Down Pct. | 54.5 | 46.2 |
| TOTAL NET YARDS | 5321 | 5039 |
| Avg. Per Game | 332.6 | 314.9 |
| Total Plays | 1049 | 1033 |
| Avg. Per Play | 5.1 | 4.9 |
| NET YARDS RUSHING | 2082 | 1557 |
| Avg. Per Game | 130.1 | 97.3 |
| Total Rushes | 521 | 415 |
| NET YARDS PASSING | 3239 | 3482 |
| Avg. Per Game | 202.4 | 217.6 |
| Sacked/Yards Lost | 26/170 | 40/286 |
| Gross Yards | 3409 | 3768 |
| Attempts/Completions | 502/295 | 578/317 |
| Pct. of Completions | 58.8 | 54.8 |
| Had Intercepted | 15 | 25 |
| Punts/Average | 104/40.9 | 98/43.5 |
| Net Punting Avg. | 104/35.1 | 98/35.4 |
| PUNT RETURNS/YARDS | 58/706 | 46/406 |
| KICKOFF RETURNS/YARDS | 63/1182 | 78/1544 |
| Penalties/Yards | 126/982 | 107/787 |
| Fumbles/Ball Lost | 22/9 | 31/20 |
| Touchdowns | 47 | 38 |
| Rushing/Passing | 14/22 | 10/24 |
| Defensive/Kicking Game | 9/2 | 1/3 |
| TIME OF POSSESSION | 30:20 | 29:40 |

| SCORE BY PERIODS | 1 | 2 | 3 | 4 | OT | Total |
|---------------------|-----------|------------|-----------|------------|----------|------------|
| CHIEFS TOTAL | 84 | 105 | 93 | 108 | 0 | 390 |
| Opp. Total | 50 | 133 | 74 | 62 | 3 | 322 |





Preseason (2-3)

| | | | | |
|------|---|----------|---------------------------|--------|
| 8/1 | L | 24-27 OT | GREEN BAY (Tokyo, Japan) | 42,018 |
| 8/8 | W | 17-13 | at Tampa Bay (Norman, OK) | 43,657 |
| 8/15 | L | 0-34 | at Minnesota | 60,995 |
| 8/22 | W | 22-21 | JACKSONVILLE | 71,079 |
| 8/28 | L | 6-10 | ST. LOUIS | 69,501 |

Regular Season (7-9)

| | | | | |
|-------|---|-------|----------------------|--------|
| 9/6 | W | 28-8 | OAKLAND (N) | 78,945 |
| 9/13 | L | 16-21 | at Jacksonville | 69,821 |
| 9/20 | W | 23-7 | SAN DIEGO | 73,730 |
| 9/27 | W | 24-21 | at Philadelphia | 66,675 |
| 10/4 | W | 17-6 | SEATTLE (N) | 66,418 |
| 10/11 | L | 10-40 | at New England | 59,749 |
| 10/26 | L | 13-20 | PITTSBURGH (Mon) (N) | 79,431 |
| 11/1 | L | 17-20 | N.Y. JETS | 65,104 |
| 11/8 | L | 12-24 | at Seattle | 66,251 |
| 11/16 | L | 7-30 | DENVER (Mon) (N) | 78,100 |
| 11/22 | L | 37-38 | at San Diego | 59,894 |
| 11/29 | W | 34-24 | ARIZONA | 69,613 |
| 12/6 | L | 31-35 | at Denver | 74,962 |
| 12/13 | W | 20-17 | DALLAS | 77,697 |
| 12/20 | L | 7-28 | at N.Y. Giants | 66,040 |
| 12/26 | W | 31-24 | at Oakland (Sat) | 52,679 |

INDIVIDUAL STATISTICS

| | Att. | Cmp. | PASSING | | | Int | LG | Rating |
|----------------------|------------|------------|-------------|-------------|-----------|-----------|------------|-------------|
| | | | Yds. | Pct. | TD | | | |
| Gannon | 354 | 206 | 2305 | 58.2 | 10 | 6 | 80t | 80.1 |
| Grbac | 188 | 98 | 1142 | 52.1 | 5 | 12 | 65 | 53.1 |
| Hughes | 1 | 1 | 25 | 100.0 | 0 | 0 | 25 | 118.8 |
| CHIEFS TOTALS | 543 | 305 | 3472 | 56.2 | 15 | 18 | 80t | 70.9 |
| Opp. Total | 479 | 259 | 3253 | 54.1 | 17 | 13 | 58 | 76.0 |

| | No. | PASS RECEIVING | | LG | TD |
|----------------------|------------|----------------|-------------|------------|-----------|
| | | Yds. | Avg. | | |
| Anders | 64 | 462 | 7.2 | 29 | 2 |
| Gonzalez | 59 | 621 | 10.5 | 32 | 2 |
| Alexander | 54 | 992 | 18.4 | 65 | 4 |
| Rison | 40 | 542 | 13.6 | 80t | 5 |
| Lockett | 19 | 281 | 14.8 | 38 | 0 |
| Bennett | 16 | 91 | 5.7 | 14 | 1 |
| Horn | 14 | 198 | 14.1 | 57 | 1 |
| Popson | 13 | 90 | 6.9 | 17 | 0 |
| Morris | 12 | 95 | 7.9 | 29 | 0 |
| Shehee | 10 | 73 | 7.3 | 14 | 0 |
| Richardson | 2 | 13 | 6.5 | 15 | 0 |
| Hughes | 1 | 10 | 10.0 | 10 | 0 |
| Shields | 1 | 4 | 4.0 | 4 | 0 |
| CHIEFS TOTALS | 305 | 3472 | 11.4 | 80t | 15 |
| Opp. Total | 259 | 3253 | 12.6 | 58 | 17 |

| | No. | RUSHING | | LG | TD |
|----------------------|------------|-------------|------------|-----------|-----------|
| | | Yds. | Avg. | | |
| Bennett | 148 | 527 | 3.6 | 26 | 5 |
| Morris | 129 | 481 | 3.7 | 38 | 8 |
| Anders | 58 | 230 | 4.0 | 20 | 1 |
| Gannon | 44 | 168 | 3.8 | 21 | 3 |
| Shehee | 22 | 57 | 2.6 | 10 | 0 |
| Richardson | 20 | 45 | 2.3 | 6 | 2 |
| Grbac | 7 | 27 | 3.9 | 10 | 0 |
| Rison | 2 | 12 | 6.0 | 11 | 0 |
| Vanover | 2 | 1 | 0.5 | 2 | 0 |
| Horn | 1 | 0 | 0.0 | 0 | 0 |
| CHIEFS TOTALS | 433 | 1548 | 3.6 | 38 | 19 |
| Opp. Total | 491 | 1869 | 3.8 | 72t | 22 |

TEAM LEADERS

Scoring: Pete Stoyanovich 115 pts: 34 PATs, 27 FGs
INTs: James Hasty 4-42 yds., 0 TDs
Tackles: Donnie Edwards 151 (97 solo)
Sacks: Derrick Thomas 12.0 (-79.0 yds.)
Punting: Louie Aguiar 75-3226 yds., 43.0 avg., 20 In 20, 59 LG
Punt Returns: Tamarick Vanover 27-264 yds., 9.8 avg., 0 TDs
Kickoff Returns: Tamarick Vanover 41-956 yds., 23.3 avg., 0 TDs

LEAGUE STANDINGS



AMERICAN FOOTBALL CONFERENCE

Western Division

| Team | W | L | T | Pct. |
|-------------|----|----|---|------|
| Denver | 14 | 2 | 0 | .875 |
| Oakland | 8 | 8 | 0 | .500 |
| Seattle | 8 | 8 | 0 | .500 |
| Kansas City | 7 | 9 | 0 | .438 |
| San Diego | 5 | 11 | 0 | .313 |

Central Division

| Team | W | L | T | Pct. |
|--------------|----|----|---|------|
| Jacksonville | 11 | 5 | 0 | .688 |
| Tennessee | 8 | 8 | 0 | .500 |
| Pittsburgh | 7 | 9 | 0 | .438 |
| Baltimore | 6 | 10 | 0 | .375 |
| Cincinnati | 3 | 13 | 0 | .188 |

Eastern Division

| Team | W | L | T | Pct. |
|---------------|----|----|---|------|
| N.Y. Jets | 12 | 4 | 0 | .750 |
| Buffalo † | 10 | 6 | 0 | .625 |
| Miami † | 10 | 6 | 0 | .625 |
| New England † | 9 | 7 | 0 | .563 |
| Indianapolis | 3 | 13 | 0 | .188 |



NATIONAL FOOTBALL CONFERENCE

Western Division

| Team | W | L | T | Pct. |
|-----------------|----|----|---|------|
| Atlanta | 14 | 2 | 0 | .875 |
| San Francisco † | 12 | 4 | 0 | .750 |
| New Orleans | 6 | 10 | 0 | .375 |
| Carolina | 4 | 12 | 0 | .250 |
| St. Louis | 4 | 12 | 0 | .250 |

Central Division

| Team | W | L | T | Pct. |
|-------------|----|----|---|------|
| Minnesota | 15 | 1 | 0 | .938 |
| Green Bay † | 11 | 5 | 0 | .688 |
| Tampa Bay | 8 | 8 | 0 | .500 |
| Detroit | 5 | 11 | 0 | .313 |
| Chicago | 4 | 12 | 0 | .250 |

Eastern Division

| Team | W | L | T | Pct. |
|--------------|----|----|---|------|
| Dallas | 10 | 6 | 0 | .625 |
| Arizona † | 9 | 7 | 0 | .563 |
| N.Y. Giants | 8 | 8 | 0 | .500 |
| Washington | 6 | 10 | 0 | .375 |
| Philadelphia | 3 | 13 | 0 | .188 |

AFC Championship: Denver 23, N.Y. Jets 10

NFC Championship: Atlanta 30, Minnesota 27

Super Bowl XXXIII: Denver 34, Atlanta 19

REGULAR STARTERS

OFFENSE

| | |
|-----------|---------------------|
| WR | Andre Rison |
| LT | Jeff Criswell |
| LG | Glenn Parker |
| C | Tim Grunhard |
| RG | Will Shields |
| RT | Victor Riley |
| TE | Tony Gonzalez |
| WR | Derrick Alexander |
| QB | Elvis Grbac |
| | Rich Gannon |
| FB | Kimble Anders |
| RB | Donnell Bennett |
| K | Pete Stoyanovich |

DEFENSE

| | |
|-------------|--------------------|
| LE | John Browning |
| NT | Tom Barndt |
| RE | Chester McGlockton |
| FALC | Derrick Thomas |
| | Leslie O'Neal |
| ILB | Wayne Simmons |
| MLB | Donnie Edwards |
| RLB | Anthony Davis |
| LCB | Dale Carter |
| | Mark McMillian |
| RCB | James Hasty |
| SS | Reggie Tongue |
| FS | Jerome Woods |
| P | Louie Aguiar |

PRO BOWLERS IN BOLD

TEAM STATISTICS

| | CHIEFS | OPP. |
|-------------------------|------------|------------|
| TOTAL FIRST DOWNS | 289 | 321 |
| Rushing/Passing/Penalty | 103/153/33 | 119/146/56 |
| 3rd Down: Made/Att | 70/220 | 69/204 |
| 3rd Down Pct. | 31.8 | 33.8 |
| 4th Down: Made/Att | 13/25 | 6/12 |
| 4th Down Pct. | 52.0 | 50.0 |
| TOTAL NET YARDS | 4808 | 4854 |
| Avg. Per Game | 300.5 | 303.4 |
| Total Plays | 1012 | 1010 |
| Avg. Per Play | 4.8 | 4.8 |
| NET YARDS RUSHING | 1548 | 1869 |
| Avg. Per Game | 96.8 | 116.8 |
| Total Rushes | 433 | 491 |
| NET YARDS PASSING | 3260 | 2985 |
| Avg. Per Game | 203.8 | 186.6 |
| Sacked/Yards Lost | 36/212 | 40/268 |
| Gross Yards | 3472 | 3253 |
| Attempts/Completions | 543/305 | 479/259 |
| Pct. of Completions | 56.2 | 54.1 |
| Had Intercepted | 18 | 13 |
| Punts/Average | 77/42.3 | 77/42.2 |
| Net Punting Avg. | 77/34.3 | 77/36.0 |
| PUNT RETURNS/YARDS | 38/316 | 41/513 |
| KICKOFF RETURNS/YARDS | 63/1319 | 69/1374 |
| Penalties/Yards | 158/1304 | 138/1292 |
| Fumbles/Ball Lost | 35/14 | 36/20 |
| Touchdowns | 35 | 44 |
| Rushing/Passing | 19/15 | 22/17 |
| Defensive/Kicking Game | 1/0 | 3/2 |
| TIME OF POSSESSION | 29:53 | 30:07 |

| SCORE BY PERIODS | 1 | 2 | 3 | 4 | OT | Total |
|---------------------|-----------|-----------|------------|-----------|----------|------------|
| CHIEFS TOTAL | 77 | 67 | 105 | 78 | 0 | 327 |
| Opp. Total | 101 | 100 | 65 | 97 | 0 | 363 |





13-3 • 1st AFC West • Marty Schottenheimer

Preseason (1-3)

| | | | | |
|------|---|-------|----------------|--------|
| 8/2 | L | 14-28 | PITTSBURGH | 72,726 |
| 8/9 | L | 7-26 | at New Orleans | 55,211 |
| 8/14 | W | 30-10 | CAROLINA | 76,972 |
| 8/22 | L | 13-14 | at St. Louis | 63,936 |

Regular Season (13-3)

| | | | | |
|-------|---|----------|----------------------|--------|
| 8/31 | L | 3-19 | at Denver | 75,600 |
| 9/8 | W | 28-27 | at Oakland (Mon) (N) | 61,523 |
| 9/14 | W | 22-16 | BUFFALO | 78,169 |
| 9/21 | W | 35-14 | at Carolina | 67,402 |
| 9/28 | W | 20-17 OT | SEATTLE | 77,877 |
| 10/5 | L | 14-17 | at Miami | 71,794 |
| 10/16 | W | 31-3 | SAN DIEGO (Thur) (N) | 77,196 |
| 10/26 | W | 28-20 | at St. Louis | 64,864 |
| 11/3 | W | 13-10 | PITTSBURGH (Mon) (N) | 78,301 |
| 11/9 | L | 10-24 | at Jacksonville | 70,444 |
| 11/16 | W | 24-22 | DENVER | 77,963 |
| 11/23 | W | 19-14 | at Seattle | 66,264 |
| 11/30 | W | 44-9 | SAN FRANCISCO | 77,535 |
| 12/7 | W | 30-0 | OAKLAND | 76,379 |
| 12/14 | W | 29-7 | at San Diego | 54,594 |
| 12/21 | W | 25-13 | NEW ORLEANS | 66,772 |

AFC Divisional Playoff Game

| | | | | |
|-----|---|-------|--------------|--------|
| 1/4 | L | 10-14 | DENVER (Sat) | 76,965 |
|-----|---|-------|--------------|--------|

INDIVIDUAL STATISTICS

| | Att. | Cmp. | PASSING | | TD | Int | LG | Rating |
|----------------------|------------|------------|-------------|-------------|-----------|-----------|------------|-------------|
| | | | Yds. | Pct. | | | | |
| Grbac | 314 | 179 | 1943 | 57.0 | 11 | 6 | 55t | 79.1 |
| Gannon | 175 | 98 | 1144 | 56.0 | 7 | 4 | 47 | 79.8 |
| Aguiar | 1 | 1 | 35 | 100.0 | 0 | 0 | 35 | 118.8 |
| Allen | 2 | 2 | 15 | 100.0 | 2 | 0 | 14t | 137.5 |
| Tolliver | 1 | 1 | -8 | 100.0 | 0 | 0 | -8 | 79.2 |
| CHIEFS TOTALS | 493 | 281 | 3129 | 57.0 | 20 | 10 | 55t | 81.1 |
| Opp. Total | 507 | 271 | 3618 | 53.5 | 15 | 21 | 78 | 69.0 |

| | No. | PASS RECEIVING | | LG | TD |
|----------------------|------------|----------------|-------------|------------|-----------|
| | | Yds. | Avg. | | |
| Rison | 72 | 1092 | 15.2 | 45 | 7 |
| Anders | 59 | 453 | 7.7 | 55t | 2 |
| Popson | 35 | 320 | 9.1 | 21 | 2 |
| Gonzalez | 33 | 368 | 11.2 | 30 | 2 |
| Dawson | 21 | 273 | 13.0 | 27 | 2 |
| Hill | 12 | 126 | 10.5 | 39 | 0 |
| Allen | 11 | 86 | 7.8 | 18 | 0 |
| Vanover | 7 | 92 | 13.1 | 42 | 0 |
| Hughes | 7 | 65 | 9.3 | 14t | 2 |
| Bennett | 7 | 5 | 0.7 | 4 | 0 |
| Perriman | 6 | 83 | 13.8 | 27 | 0 |
| Walker | 5 | 60 | 12.0 | 22 | 0 |
| Richardson | 3 | 6 | 2.0 | 3t | 3 |
| Horn | 2 | 65 | 32.5 | 47 | 0 |
| Lockett | 1 | 35 | 35.0 | 35 | 0 |
| CHIEFS TOTALS | 281 | 3129 | 11.1 | 55t | 20 |
| Opp. Total | 271 | 3618 | 13.4 | 78 | 15 |

| | No. | RUSHING | | LG | TD |
|----------------------|------------|-------------|------------|-----------|-----------|
| | | Yds. | Avg. | | |
| Hill | 157 | 550 | 3.5 | 38 | 0 |
| Allen | 124 | 505 | 4.1 | 30 | 11 |
| Anders | 79 | 397 | 5.0 | 43 | 0 |
| Bennett | 94 | 369 | 3.9 | 14 | 1 |
| Grbac | 30 | 168 | 5.6 | 20 | 1 |
| Gannon | 33 | 109 | 3.3 | 13 | 2 |
| Vanover | 5 | 50 | 10.0 | 17 | 0 |
| Aguiar | 2 | 11 | 5.5 | 6 | 0 |
| Richardson | 2 | 11 | 5.5 | 6 | 0 |
| Rison | 1 | 2 | 2.0 | 2 | 0 |
| Tolliver | 2 | -1 | -0.5 | 0 | 0 |
| CHIEFS TOTALS | 529 | 2171 | 4.1 | 43 | 15 |
| Opp. Total | 413 | 1621 | 3.9 | 45 | 8 |

TEAM LEADERS

Scoring: Pete Stoyanovich 113 pts: 35 PATs, 26 FGs
INTs: Mark McMillian 8-274 yds., 3 TDs
Tackles: Reggie Tongue 142 (91 solo)
Sacks: Dan Williams 10.5 (-57.5 yds.)
Punting: Louie Aguiar 82-3465 yds., 42.3 avg., 28 In 20, 65 LG
Punt Returns: Tamarick Vanover 35-383 yds., 10.9 avg., 1 TD
Kickoff Returns: Tamarick Vanover 51-1308 yds., 25.6 avg., 1 TD

LEAGUE STANDINGS



AMERICAN FOOTBALL CONFERENCE

Western Division

| | W | L | T | Pct. |
|-------------|----|----|---|------|
| Kansas City | 13 | 3 | 0 | .813 |
| Denver † | 12 | 4 | 0 | .750 |
| Seattle | 8 | 8 | 0 | .500 |
| Oakland | 4 | 12 | 0 | .250 |
| San Diego | 4 | 12 | 0 | .250 |

Central Division

| | W | L | T | Pct. |
|----------------|----|---|---|------|
| Pittsburgh | 11 | 5 | 0 | .688 |
| Jacksonville † | 11 | 5 | 0 | .688 |
| Tennessee | 8 | 8 | 0 | .500 |
| Cincinnati | 7 | 9 | 0 | .438 |
| Baltimore | 6 | 9 | 1 | .406 |

Eastern Division

| | W | L | T | Pct. |
|--------------|----|----|---|------|
| New England | 10 | 6 | 0 | .625 |
| Miami † | 9 | 7 | 0 | .563 |
| N.Y. Jets | 9 | 7 | 0 | .563 |
| Buffalo | 6 | 10 | 0 | .375 |
| Indianapolis | 3 | 13 | 0 | .188 |



NATIONAL FOOTBALL CONFERENCE

Western Division

| | W | L | T | Pct. |
|---------------|----|----|---|------|
| San Francisco | 13 | 3 | 0 | .813 |
| Atlanta | 7 | 9 | 0 | .438 |
| Carolina | 7 | 9 | 0 | .438 |
| New Orleans | 6 | 10 | 0 | .375 |
| St. Louis | 5 | 11 | 0 | .313 |

Central Division

| | W | L | T | Pct. |
|-------------|----|----|---|------|
| Green Bay | 13 | 3 | 0 | .813 |
| Tampa Bay † | 10 | 6 | 0 | .625 |
| Detroit † | 9 | 7 | 0 | .563 |
| Minnesota † | 9 | 7 | 0 | .563 |
| Chicago | 4 | 12 | 0 | .250 |

Eastern Division

| | W | L | T | Pct. |
|--------------|----|----|---|------|
| N.Y. Giants | 10 | 5 | 1 | .656 |
| Washington | 8 | 7 | 1 | .531 |
| Philadelphia | 6 | 9 | 1 | .406 |
| Dallas | 6 | 10 | 0 | .375 |
| Arizona | 4 | 12 | 0 | .250 |

AFC Championship: Denver 24, Pittsburgh 21

NFC Championship: Green Bay 23, San Francisco 10

Super Bowl XXXII: Denver 31, Green Bay 24

REGULAR STARTERS

OFFENSE

| | |
|-----------|----------------------|
| WR | Andre Rison |
| LT | Jeff Criswell |
| LG | Dave Szott |
| C | Tim Grunhard |
| RG | Will Shields |
| RT | Glenn Parker |
| TE | Ted Popson |
| WR | Lake Dawson |
| QB | Elvis Grbac |
| FB | Kimble Anders |
| RB | Greg Hill |
| K | Pete Stoyanovich |

DEFENSE

| | |
|-------------|-----------------------|
| LT | Vaughn Booker |
| RT | Joe Phillips |
| RE | John Browning |
| LOLB | Derrick Thomas |
| ILB | Terry Wooden |
| | Wayne Simmons |
| MLB | Donnie Edwards |
| ROLB | Anthony Davis |
| LCB | Dale Carter |
| RCB | James Hasty |
| SS | Reggie Tongue |
| FS | Jerome Woods |
| P | Louie Aguiar |

PRO BOWLERS IN BOLD

TEAM STATISTICS

| | CHIEFS | OPP. |
|----------------------------------|------------|-----------|
| TOTAL FIRST DOWNS | 315 | 278 |
| Rushing/Passing/Penalty | 129/163/23 | 94/158/26 |
| 3rd Down: Made/Att. | 93/225 | 65/206 |
| 3rd Down Pct. | 41.3 | 31.6 |
| 4th Down: Made/Att. | 5/16 | 4/13 |
| 4th Down Pct. | 31.3 | 30.8 |
| TOTAL NET YARDS | 5064 | 4880 |
| Avg. Per Game | 316.5 | 305.0 |
| Total Plays | 1054 | 974 |
| Avg. Per Play | 4.8 | 5.0 |
| NET YARDS RUSHING | 2171 | 1621 |
| Avg. Per Game | 135.7 | 101.3 |
| Total Rushes | 529 | 413 |
| Avg. Per Play | 4.1 | 3.9 |
| NET YARDS PASSING | 2893 | 3259 |
| Avg. Per Game | 180.8 | 203.7 |
| Sacked/Yards Lost | 32/236 | 54/359 |
| Gross Yards | 3129 | 3618 |
| Attempts/Completions | 493/281 | 507/271 |
| Pct. of Completions | 57.0 | 53.5 |
| Had Intercepted | 10 | 21 |
| PUNTS/AVERAGE | 83/42.0 | 84/41.3 |
| Net Punting Avg. | 38.0 | 33.9 |
| PUNT RETURNS/YARDS | 35/383 | 39/255 |
| KICKOFF RETURNS/YARDS | 54/1345 | 80/1672 |
| PENALTIES/YARDS | 121/1035 | 113/977 |
| FUMBLES/LOST | 21/10 | 30/13 |
| TOUCHDOWNS | 42 | 23 |
| Rushing/Passing | 15/20 | 8/15 |
| Returns: Off./Def./Kicking Game* | 1/4/2 | 0/0 |
| TIME OF POSSESSION | 31:16 | 28:44 |

| SCORE BY PERIODS | 1 | 2 | 3 | 4 | OT | Total |
|---------------------|-----------|------------|-----------|------------|----------|------------|
| CHIEFS TOTAL | 63 | 149 | 59 | 101 | 3 | 375 |
| Opp. Total | 61 | 80 | 47 | 44 | 0 | 232 |





9-7 • 2nd AFC West • Marty Schottenheimer

Preseason (3-1)

| | | | | |
|------|---|-------|--------------------------------|--------|
| 8/5 | W | 32-6 | Dallas (Mon) (Monterrey, Mex.) | 45,128 |
| 8/10 | W | 42-6 | New Orleans | 65,710 |
| 8/17 | L | 30-34 | St. Louis | 72,191 |
| 8/22 | W | 14-10 | at Chicago | 51,111 |

Regular Season (9-7)

| | | | | |
|-------|---|-------|---------------------------|--------|
| 9/1 | W | 20-19 | at Houston | 27,725 |
| 9/8 | W | 19-3 | Oakland | 79,281 |
| 9/15 | W | 35-17 | at Seattle | 39,790 |
| 9/22 | W | 17-14 | Denver | 79,439 |
| 9/29 | L | 19-22 | at San Diego | 59,384 |
| 10/7 | L | 7-17 | Pittsburgh (Mon) (N) | 79,189 |
| 10/17 | W | 34-16 | Seattle (Thur) (N) | 76,057 |
| 10/27 | L | 7-34 | at Denver | 75,652 |
| 11/3 | W | 21-6 | at Minnesota | 59,552 |
| 11/10 | W | 27-20 | Green Bay | 79,281 |
| 11/17 | W | 14-10 | Chicago | 76,762 |
| 11/24 | L | 14-28 | San Diego | 69,472 |
| 11/28 | W | 28-24 | at Detroit (Thur) (Thnks) | 75,079 |
| 12/9 | L | 7-26 | at Oakland (Mon) (N) | 57,082 |
| 12/15 | L | 19-24 | Indianapolis | 71,136 |
| 12/22 | L | 9-20 | at Buffalo | 68,671 |

INDIVIDUAL STATISTICS

| | Att. | Cmp. | PASSING Yds. | Pct. | TD | Int | LG | Rating |
|----------------------|------------|------------|--------------|-------------|-----------|-----------|-----------|-------------|
| Bono | 438 | 235 | 2572 | 53.7 | 12 | 13 | 69 | 68.0 |
| Gannon | 90 | 54 | 491 | 60.0 | 6 | 1 | 25 | 92.4 |
| Hughes | 1 | 1 | 30 | 100.0 | 0 | 0 | 30 | 118.8 |
| Allen | 1 | 0 | 0 | 0.0 | 0 | 0 | 0 | 39.6 |
| CHIEFS TOTALS | 530 | 290 | 3093 | 54.7 | 18 | 14 | 69 | 72.3 |
| Opp. Total | 536 | 289 | 3731 | 53.9 | 19 | 17 | 55 | 74.6 |

| | No. | PASS RECEIVING Yds. | Avg. | LG | TD |
|----------------------|------------|---------------------|-------------|-----------|-----------|
| Anders | 60 | 529 | 8.8 | 45 | 2 |
| Penn | 49 | 628 | 12.8 | 22 | 5 |
| LaChapelle | 27 | 422 | 15.6 | 69 | 2 |
| Allen | 27 | 270 | 10.0 | 59 | 0 |
| Vanover | 21 | 241 | 11.5 | 24 | 1 |
| McNair | 21 | 181 | 8.6 | 29 | 1 |
| Johnson | 18 | 189 | 10.5 | 26 | 1 |
| Hughes | 17 | 167 | 9.8 | 26 | 1 |
| Cash | 14 | 80 | 5.7 | 20 | 0 |
| Walker | 9 | 73 | 8.1 | 24 | 1 |
| Bennett | 8 | 21 | 2.6 | 10 | 0 |
| Carter | 6 | 89 | 14.8 | 46 | 1 |
| Dawson | 5 | 83 | 16.6 | 25 | 1 |
| Hill | 3 | 60 | 20.0 | 34 | 1 |
| Horn | 2 | 30 | 15.0 | 21 | 0 |
| Richardson | 2 | 18 | 9.0 | 17 | 1 |
| Bailey | 1 | 12 | 12.0 | 12 | 0 |
| CHIEFS TOTALS | 290 | 3093 | 10.7 | 69 | 18 |
| Opp. Total | 289 | 3731 | 12.9 | 55 | 19 |

| | No. | RUSHING Yds. | Avg. | LG | TD |
|----------------------|------------|--------------|------------|-----------|-----------|
| Allen | 206 | 830 | 4.0 | 35 | 9 |
| Hill | 135 | 645 | 4.8 | 28 | 4 |
| Anders | 54 | 201 | 3.7 | 15 | 2 |
| Bennett | 36 | 166 | 4.6 | 34 | 0 |
| Gannon | 12 | 81 | 6.8 | 19 | 0 |
| McNair | 9 | 32 | 3.6 | 9 | 0 |
| Bono | 26 | 27 | 1.0 | 17 | 0 |
| Richardson | 4 | 10 | 2.5 | 4 | 0 |
| Horn | 1 | 8 | 8.0 | 8 | 0 |
| Vanover | 4 | 6 | 1.5 | 6 | 0 |
| Carter | 1 | 3 | 3.0 | 3 | 0 |
| CHIEFS TOTALS | 488 | 2009 | 4.1 | 35 | 15 |
| Opp. Total | 441 | 1666 | 3.8 | 65 | 11 |

TEAM LEADERS

Scoring: Pete Stoyanovich 85 pts: 34 PATS, 17 FGs
INTS: Mark Collins 6-45 yds., 0 TDs
Tackles: Mark Collins 119 (94 solo)
Sacks: Derrick Thomas 13.0 (-109.0 yds.)
Punting: Louie Aguiar 88-3667 yds., 41.7 avg., 25 in 20, 68 LG
Punt Returns: Tamarick Vanover 17-116 yds., 6.8 avg., 0 TDs
Kickoff Returns: Tamarick Vanover 33-854 yds., 25.9 avg., 1 TD

LEAGUE STANDINGS



AMERICAN FOOTBALL CONFERENCE

Western Division

| | W | L | T | Pct. |
|-------------|----|---|---|------|
| Denver | 13 | 3 | 0 | .813 |
| Kansas City | 9 | 7 | 0 | .563 |
| San Diego | 8 | 8 | 0 | .500 |
| Oakland | 7 | 9 | 0 | .438 |
| Seattle | 7 | 9 | 0 | .438 |

Central Division

| | W | L | T | Pct. |
|----------------|----|----|---|------|
| Pittsburgh | 10 | 6 | 0 | .625 |
| Jacksonville † | 9 | 7 | 0 | .563 |
| Cincinnati | 8 | 8 | 0 | .500 |
| Houston | 8 | 8 | 0 | .500 |
| Baltimore | 4 | 12 | 0 | .250 |

Eastern Division

| | W | L | T | Pct. |
|----------------|----|----|---|------|
| New England | 11 | 5 | 0 | .688 |
| Buffalo † | 10 | 6 | 0 | .625 |
| Indianapolis † | 9 | 7 | 0 | .563 |
| Miami | 8 | 8 | 0 | .500 |
| N.Y. Jets | 1 | 15 | 0 | .063 |



NATIONAL FOOTBALL CONFERENCE

Western Division

| | W | L | T | Pct. |
|-----------------|----|----|---|------|
| Carolina | 12 | 4 | 0 | .750 |
| San Francisco † | 12 | 4 | 0 | .750 |
| St. Louis | 6 | 10 | 0 | .375 |
| Atlanta | 3 | 13 | 0 | .188 |
| New Orleans | 3 | 13 | 0 | .188 |

Central Division

| | W | L | T | Pct. |
|-------------|----|----|---|------|
| Green Bay | 13 | 3 | 0 | .813 |
| Minnesota † | 9 | 7 | 0 | .563 |
| Chicago | 7 | 9 | 0 | .438 |
| Tampa Bay | 6 | 10 | 0 | .375 |
| Detroit | 5 | 11 | 0 | .313 |

Eastern Division

| | W | L | T | Pct. |
|----------------|----|----|---|------|
| Dallas | 10 | 6 | 0 | .625 |
| Philadelphia † | 10 | 6 | 0 | .625 |
| Washington | 9 | 7 | 0 | .563 |
| Arizona | 7 | 9 | 0 | .438 |
| N.Y. Giants | 6 | 10 | 0 | .375 |

AFC Championship: New England 20, Jacksonville 6

NFC Championship: Green Bay 30, Carolina 13

Super Bowl XXXI: Green Bay 35, New England 21

REGULAR STARTERS

OFFENSE

| | |
|-----------|----------------------|
| WR | Chris Penn |
| LT | John Alt |
| LG | Dave Szott |
| C | Tim Grunhard |
| RG | Will Shields |
| RT | Ricky Siglar |
| TE | Derrick Walker |
| WR | Sean LaChapelle |
| | Tamarick Vanover |
| QB | Steve Bono |
| FB | Kimble Anders |
| RB | Marcus Allen |
| K | Pete Stoyanovich |

DEFENSE

| | |
|-------------|-----------------------|
| LE | Neil Smith |
| LT | Joe Phillips |
| RT | Dan Saleaumua |
| RE | Vaughn Booker |
| LOLB | Derrick Thomas |
| MLB | Tracy Simien |
| ROLB | Anthony Davis |
| LCB | Dale Carter |
| RCB | James Hastly |
| SS | Brian Washington |
| FS | Mark Collins |
| P | Louie Aguiar |

PRO BOWLERS IN BOLD

TEAM STATISTICS

| | CHIEFS | OPP. |
|-------------------------|------------|-----------|
| TOTAL FIRST DOWNS | 312 | 296 |
| Rushing/Passing/Penalty | 111/168/33 | 84/184/28 |
| 3rd Down: Made/Att. | 77/221 | 92/218 |
| 3rd Down Pct. | 34.8 | 42.2 |
| 4th Down: Made/Att. | 8/17 | 3/10 |
| 4th Down Pct. | 47.1 | 30.0 |
| TOTAL NET YARDS | 4899 | 5204 |
| Avg. Per Game | 306.2 | 325.3 |
| Total Plays | 1045 | 1008 |
| Avg. Per Play | 4.7 | 5.2 |
| NET YARDS RUSHING | 2009 | 1666 |
| Avg. Per Game | 125.6 | 104.1 |
| Total Rushes | 488 | 441 |
| Avg. Per Play | 4.1 | 3.8 |
| NET YARDS PASSING | 2890 | 3538 |
| Avg. Per Game | 180.6 | 221.1 |
| Sacked/Yards Lost | 27/203 | 31/193 |
| Gross Yards | 3093 | 3731 |
| Attempts/Completions | 530/290 | 536/289 |
| Completion Pct. | 54.7 | 53.9 |
| Had Intercepted | 14 | 17 |
| PUNTS/AVERAGE | 88/41.7 | 71/41.8 |
| Net Punting Avg. | 33.8 | 36.2 |
| PUNT RETURNS/YARDS | 33/282 | 42/492 |
| KICKOFF RETURNS/YARDS | 66/1567 | 64/1300 |
| PENALTIES/YARDS | 122/901 | 103/876 |
| FUMBLES/LOST | 17/10 | 23/10 |
| TOUCHDOWNS | 35 | 32 |
| Rushing/Passing | 15/18 | 11/19 |
| Defensive/Kicking Game | 1/1 | 1/1 |
| TIME OF POSSESSION | 30:39 | 29:21 |

| SCORE BY PERIODS | 1 | 2 | 3 | 4 | OT | Total |
|---------------------|-----------|------------|-----------|-----------|----------|------------|
| CHIEFS TOTAL | 61 | 108 | 38 | 90 | 0 | 297 |
| Opp. Total | 81 | 76 | 72 | 71 | 0 | 300 |





Preseason (3-1)

| | | | | |
|------|---|-------|--------------|--------|
| 8/5 | W | 37-21 | WASHINGTON | 70,807 |
| 8/11 | L | 17-22 | at Arizona | 37,622 |
| 8/19 | W | 36-10 | BUFFALO | 76,299 |
| 8/26 | W | 17-13 | at Minnesota | 39,349 |

Regular Season (13-3)

| | | | | |
|-------|---|----------|-------------------------|--------|
| 9/3 | W | 34-10 | at Seattle | 54,062 |
| 9/10 | W | 20-17 OT | N.Y. GIANTS | 77,962 |
| 9/17 | W | 23-17 OT | OAKLAND | 78,696 |
| 9/24 | L | 17-35 | at Cleveland | 74,280 |
| 10/1 | W | 24-3 | at Arizona | 50,211 |
| 10/9 | W | 29-23 OT | SAN DIEGO (Mon) (N) | 79,288 |
| 10/15 | W | 31-26 | NEW ENGLAND | 77,992 |
| 10/22 | W | 21-7 | at Denver | 71,044 |
| 11/5 | W | 24-3 | WASHINGTON | 77,821 |
| 11/12 | W | 22-7 | at San Diego | 59,285 |
| 11/19 | W | 20-13 | HOUSTON (N) | 77,576 |
| 11/23 | L | 12-24 | at Dallas (Thur) (Thks) | 64,901 |
| 12/3 | W | 29-23 | at Oakland | 53,930 |
| 12/11 | L | 6-13 | at Miami (Mon) (N) | 70,321 |
| 12/17 | W | 20-17 | DENVER | 75,061 |
| 12/24 | W | 26-3 | SEATTLE | 75,784 |

AFC Divisional Playoff Game

| | | | | |
|-----|---|------|--------------------|--------|
| 1/7 | L | 7-10 | INDIANAPOLIS (Sat) | 77,594 |
|-----|---|------|--------------------|--------|

INDIVIDUAL STATISTICS

| | Att. | Cmp. | PASSING | | | Int | LG | Rating |
|----------------------|------------|------------|-------------|-------------|-----------|-----------|------------|-------------|
| | | | Yds. | Pct. | TD | | | |
| Bono | 520 | 293 | 3121 | 56.3 | 21 | 10 | 60t | 79.5 |
| Gannon | 11 | 7 | 57 | 63.6 | 0 | 0 | 18 | 76.7 |
| CHIEFS TOTALS | 531 | 300 | 3178 | 56.5 | 21 | 10 | 60t | 79.4 |
| Opp. Total | 596 | 329 | 3569 | 55.2 | 16 | 16 | 49 | 70.8 |

| | No. | PASS RECEIVING | | LG | TD |
|----------------------|------------|----------------|-------------|------------|-----------|
| | | Yds. | Avg. | | |
| Anders | 55 | 349 | 6.3 | 28 | 1 |
| Cash | 42 | 419 | 10.0 | 38t | 1 |
| Dawson | 40 | 513 | 12.8 | 45t | 5 |
| Slaughter | 34 | 514 | 15.1 | 38 | 4 |
| W. Davis | 33 | 527 | 16.0 | 60t | 5 |
| Allen | 27 | 210 | 7.8 | 20 | 0 |
| Walker | 25 | 205 | 8.2 | 18t | 1 |
| Hughes | 14 | 103 | 7.4 | 16 | 1 |
| Vanover | 11 | 231 | 21.0 | 57 | 2 |
| Thompson | 9 | 37 | 4.1 | 7 | 0 |
| Hill | 7 | 45 | 6.4 | 13 | 0 |
| Bennett | 1 | 12 | 12.0 | 12 | 0 |
| Penn | 1 | 12 | 12.0 | 12 | 0 |
| Valerio | 1 | 1 | 1.0 | 1t | 1 |
| CHIEFS TOTALS | 300 | 3178 | 10.6 | 60t | 21 |
| Opp. Total | 329 | 3569 | 10.8 | 49 | 16 |

| | No. | RUSHING | | LG | TD |
|----------------------|------------|-------------|------------|------------|-----------|
| | | Yds. | Avg. | | |
| Allen | 207 | 890 | 4.3 | 38 | 5 |
| Hill | 155 | 667 | 4.3 | 27 | 1 |
| Anders | 58 | 398 | 6.9 | 44 | 2 |
| Bono | 28 | 113 | 4.0 | 76t | 5 |
| Thompson | 28 | 73 | 2.6 | 10 | 0 |
| Vanover | 6 | 31 | 5.2 | 13 | 0 |
| Gannon | 8 | 25 | 3.1 | 12t | 1 |
| Richardson | 8 | 18 | 2.3 | 5 | 0 |
| Bennett | 7 | 11 | 1.6 | 11 | 0 |
| Hughes | 1 | 5 | 5.0 | 5 | 0 |
| Dawson | 1 | -9 | -9.0 | -9 | 0 |
| CHIEFS TOTALS | 507 | 2222 | 4.4 | 76t | 14 |
| Opp. Total | 404 | 1327 | 3.3 | 27 | 7 |

TEAM LEADERS

Scoring: Lin Elliott 106 pts: 34 PATs, 24 FGs
INTs: Dale Carter 4-45 yds., 0 TDs
Tackles: Tracy Simien 106 (75 solo)
Sacks: Neil Smith 12.0 (-82.0 yds.)
Punting: Louie Aguiar 91-3990 yds., 43.8 avg., 29 In 20, 65 LG
Punt Returns: Tamarick Vanover 51-540 yds., 10.6 avg., 1 TD
Kickoff Returns: Tamarick Vanover 43-1095 yds., 25.5 avg., 2 TDs

LEAGUE STANDINGS



AMERICAN FOOTBALL CONFERENCE

Western Division

| | W | L | T | Pct. |
|-------------|----|---|---|------|
| Kansas City | 13 | 3 | 0 | .813 |
| San Diego † | 9 | 7 | 0 | .563 |
| Denver | 8 | 8 | 0 | .500 |
| Seattle | 8 | 8 | 0 | .500 |
| Oakland | 8 | 8 | 0 | .500 |

Central Division

| | W | L | T | Pct. |
|--------------|----|----|---|------|
| Pittsburgh | 11 | 5 | 0 | .689 |
| Cincinnati | 7 | 9 | 0 | .438 |
| Houston | 7 | 9 | 0 | .438 |
| Cleveland | 5 | 11 | 0 | .313 |
| Jacksonville | 4 | 12 | 0 | .250 |

Eastern Division

| | W | L | T | Pct. |
|----------------|----|----|---|------|
| Buffalo | 10 | 6 | 0 | .625 |
| Indianapolis † | 9 | 7 | 0 | .563 |
| Miami † | 9 | 7 | 0 | .563 |
| New England | 6 | 10 | 0 | .375 |
| N.Y. Jets | 3 | 13 | 0 | .188 |



NATIONAL FOOTBALL CONFERENCE

Western Division

| | W | L | T | Pct. |
|---------------|----|---|---|------|
| San Francisco | 11 | 5 | 0 | .689 |
| Atlanta † | 9 | 7 | 0 | .563 |
| St. Louis | 7 | 9 | 0 | .438 |
| Carolina | 7 | 9 | 0 | .438 |
| New Orleans | 7 | 9 | 0 | .438 |

Central Division

| | W | L | T | Pct. |
|-----------|----|---|---|------|
| Green Bay | 11 | 5 | 0 | .689 |
| Detroit † | 10 | 6 | 0 | .625 |
| Chicago | 9 | 7 | 0 | .563 |
| Minnesota | 8 | 8 | 0 | .500 |
| Tampa Bay | 7 | 9 | 0 | .438 |

Eastern Division

| | W | L | T | Pct. |
|----------------|----|----|---|------|
| Dallas | 12 | 4 | 0 | .750 |
| Philadelphia † | 10 | 6 | 0 | .615 |
| Washington | 6 | 10 | 0 | .375 |
| N.Y. Giants | 5 | 11 | 0 | .313 |
| Arizona | 4 | 12 | 0 | .250 |

AFC Championship: Pittsburgh 20, Indianapolis 16

NFC Championship: Dallas 38, Green Bay 27

Super Bowl XXX: Dallas 27, Pittsburgh 17

REGULAR STARTERS

OFFENSE

| | |
|-----------|---------------------|
| WR | Lake Dawson |
| | Webster Slaughter |
| LT | John Alt |
| LG | Dave Szott |
| C | Tim Grunhard |
| RG | Will Shields |
| RT | Ricky Siglar |
| | Jeff Criswell |
| TE | Keith Cash |
| | Derrick Walker |
| WR | Willie Davis |
| QB | Steve Bono |
| FB | Kimble Anders |
| RB | Marcus Allen |
| K | Lin Elliott |

DEFENSE

| | |
|-------------|-----------------------|
| LE | Neil Smith |
| LT | Joe Phillips |
| RT | Dan Saleaumua |
| RE | Vaughn Booker |
| | Darren Mickell |
| LOLB | George Jamison |
| MLB | Tracy Simien |
| ROLB | Derrick Thomas |
| LCB | Dale Carter |
| RCB | James Hasty |
| SS | Brian Washington |
| FS | Mark Collins |
| P | Louie Aguiar |

PRO BOWLERS IN BOLD

TEAM STATISTICS

| | CHIEFS | OPP. |
|-------------------------|------------|-----------|
| TOTAL FIRST DOWNS | 295 | 289 |
| Rushing/Passing/Penalty | 113/164/18 | 83/178/28 |
| 3rd Down: Made/Att. | 82/231 | 78/229 |
| 3rd Down Pct. | 35.5 | 34.1 |
| 4th Down: Made/Att. | 15/22 | 7/18 |
| 4th Down Pct. | 68.2 | 38.9 |
| TOTAL NET YARDS | 5242 | 4549 |
| Avg. Per Game | 327.6 | 284.3 |
| Total Plays | 1059 | 1047 |
| Avg. Per Play | 4.9 | 4.3 |
| NET YARDS RUSHING | 2222 | 1327 |
| Avg. Per Game | 138.9 | 82.9 |
| Total Rushes | 507 | 404 |
| Avg. Per Play | 4.4 | 3.3 |
| NET YARDS PASSING | 3020 | 3222 |
| Avg. Per Game | 188.8 | 201.4 |
| Sacked/Yards Lost | 21/158 | 47/347 |
| Gross Yards | 3178 | 3569 |
| Attempts/Completions | 531/300 | 596/329 |
| Pct. of Completions | 56.5 | 55.2 |
| Had Intercepted | 10 | 16 |
| PUNTS/AVERAGE | 91/43.8 | 102/41.8 |
| Net Punting Avg. | 36.5 | 35.1 |
| PUNT RETURNS/YARDS | 58/561 | 42/433 |
| KICKOFF RETURNS/YARDS | 55/1306 | 71/1448 |
| PENALTIES/YARDS | 116/851 | 106/828 |
| FUMBLES/LOST | 17/11 | 35/17 |
| TOUCHDOWNS | 42 | 26 |
| Rushing/Passing | 14/21 | 7/16 |
| Defensive/Kicking Game | 4/3 | 5/0 |
| TIME OF POSSESSION | 31:08 | 28:52 |

| SCORE BY PERIODS | 1 | 2 | 3 | 4 | OT | Total |
|---------------------|-----------|------------|-----------|-----------|-----------|------------|
| CHIEFS TOTAL | 70 | 120 | 56 | 97 | 15 | 358 |
| Opp. Total | 68 | 59 | 29 | 85 | 0 | 241 |





9-7 • 2nd AFC West • Marty Schottenheimer

Preseason (2-3)

| | | | | |
|------|---|-------|-----------------------------|--------|
| 7/31 | W | 24-17 | HOUSTON | 70,732 |
| 8/7 | L | 9-17 | at Minnesota (Tokyo, Japan) | 49,555 |
| 8/12 | W | 17-14 | at Washington | 40,778 |
| 8/22 | L | 18-21 | CHICAGO | 75,114 |
| 8/26 | L | 3-24 | at Buffalo | 46,166 |

Regular Season (9-7)

| | | | | |
|-----------------------------------|---|----------|-----------------------|--------|
| 9/4 | W | 30-17 | at New Orleans | 69,362 |
| 9/11 | W | 24-17 | SAN FRANCISCO | 79,907 |
| 9/18 | W | 30-10 | at Atlanta (N) | 67,357 |
| 9/25 | L | 0-16 | L.A. RAMS | 78,184 |
| 10/9 | L | 6-20 | at San Diego | 62,923 |
| 10/17 | W | 31-28 | at Denver (Mon) (N) | 75,151 |
| 10/23 | W | 38-23 | SEATTLE | 78,847 |
| 10/30 | L | 10-44 | at Buffalo | 79,501 |
| 11/6 | W | 13-3 | L.A. RAIDERS (N) | 78,709 |
| 11/13 | L | 13-14 | SAN DIEGO | 78,997 |
| 11/20 | W | 20-13 | CLEVELAND | 69,121 |
| 11/27 | L | 9-10 | at Seattle | 54,120 |
| 12/4 | L | 17-20 OT | DENVER | 77,831 |
| 12/12 | L | 28-45 | at Miami (Mon) (N) | 71,578 |
| 12/18 | W | 31-9 | HOUSTON | 74,474 |
| 12/24 | W | 19-9 | at L.A. Raiders (Sat) | 64,130 |
| AFC Wild Card Playoff Game | | | | |
| 12/31 | L | 17-27 | at Miami (Sat) | 67,487 |

INDIVIDUAL STATISTICS

| | PASSING | | | | | | | |
|----------------------|------------|------------|-------------|-------------|-----------|-----------|------------|-------------|
| | Att. | Cmp. | Yds. | Pct. | TD | Int | LG | Rating |
| Montana | 493 | 299 | 3283 | 60.6 | 16 | 9 | 57t | 83.6 |
| Bono | 117 | 66 | 796 | 56.4 | 4 | 4 | 62t | 74.6 |
| Blundin | 5 | 1 | 13 | 20.0 | 0 | 1 | 13 | 0.0 |
| CHIEFS TOTALS | 615 | 366 | 4092 | 59.5 | 20 | 14 | 62t | 80.8 |
| Opp. Total | 504 | 300 | 3500 | 59.5 | 23 | 12 | 72t | 85.9 |

| | PASS RECEIVING | | | | |
|----------------------|----------------|-------------|-------------|------------|-----------|
| | No. | Yds. | Avg. | LG | TD |
| Anders | 67 | 525 | 7.8 | 30 | 1 |
| W. Davis | 51 | 822 | 16.1 | 62t | 5 |
| Birden | 48 | 637 | 13.3 | 44 | 4 |
| Allen | 42 | 349 | 8.3 | 38 | 0 |
| Dawson | 37 | 537 | 14.5 | 50 | 2 |
| D. Walker | 36 | 382 | 10.6 | 57t | 2 |
| Martin | 21 | 307 | 14.6 | 61 | 1 |
| Cash | 19 | 192 | 10.1 | 31 | 2 |
| Hill | 16 | 92 | 5.8 | 21 | 0 |
| Hughes | 7 | 80 | 11.4 | 22 | 0 |
| Bennett | 7 | 53 | 7.6 | 15 | 0 |
| Greene | 6 | 69 | 11.5 | 20 | 1 |
| Penn | 3 | 24 | 8.0 | 13 | 0 |
| Dickerson | 2 | 11 | 5.5 | 6 | 0 |
| Johnson | 2 | 7 | 3.5 | 5 | 0 |
| Valerio | 2 | 5 | 2.5 | 4t | 2 |
| CHIEFS TOTALS | 366 | 4092 | 11.2 | 62t | 20 |
| Opp. Total | 300 | 3500 | 11.7 | 72t | 23 |

| | RUSHING | | | | |
|----------------------|------------|-------------|------------|------------|-----------|
| | No. | Yds. | Avg. | LG | TD |
| Allen | 189 | 709 | 3.8 | 36t | 7 |
| Hill | 141 | 574 | 4.1 | 20 | 1 |
| Anders | 62 | 231 | 3.7 | 19 | 2 |
| Bennett | 46 | 178 | 3.9 | 17 | 2 |
| Dawson | 3 | 24 | 8.0 | 13 | 0 |
| Montana | 18 | 17 | 0.9 | 13 | 0 |
| Dickerson | 1 | 0 | 0.0 | 0 | 0 |
| Bono | 4 | -1 | -0.2 | 2 | 0 |
| CHIEFS TOTALS | 464 | 1732 | 3.7 | 36t | 12 |
| Opp. Total | 446 | 1734 | 3.9 | 60 | 11 |

TEAM LEADERS

Scoring: Lin Elliott 105 pts: 30 PATs, 25 FGs
INTs: Charles Mincy 3-49 yds., 0 TDs
Tackles: Tracy Simien 99 (65 solo)
Sacks: Neil Smith 11.5 (-89.0 yds.)
Punting: Louie Aguiar 85-3582 yds., 42.1 avg., 15 In 20, 61 LG
Punt Returns: Danan Hughes 27-192 yds., 7.1 avg., 0 TDs
Kickoff Returns: Ron Dickerson 21-472 yds., 22.5 avg., 1 TD

LEAGUE STANDINGS



AMERICAN FOOTBALL CONFERENCE

| Western Division | | | | |
|------------------|----|----|---|------|
| | W | L | T | Pct. |
| San Diego | 11 | 5 | 0 | .699 |
| Kansas City † | 9 | 7 | 0 | .563 |
| L.A. Raiders | 9 | 7 | 0 | .563 |
| Denver | 7 | 9 | 0 | .438 |
| Seattle | 6 | 10 | 0 | .375 |
| Central Division | | | | |
| | W | L | T | Pct. |
| Pittsburgh | 12 | 4 | 0 | .750 |
| Cleveland † | 11 | 5 | 0 | .688 |
| Cincinnati | 3 | 13 | 0 | .188 |
| Houston | 2 | 14 | 0 | .125 |
| Eastern Division | | | | |
| | W | L | T | Pct. |
| Miami | 10 | 6 | 0 | .625 |
| New England † | 10 | 6 | 0 | .625 |
| Indianapolis | 8 | 8 | 0 | .500 |
| Buffalo | 7 | 9 | 0 | .438 |
| N.Y. Jets | 6 | 10 | 0 | .375 |



NATIONAL FOOTBALL CONFERENCE

| Western Division | | | | |
|------------------|----|----|---|------|
| | W | L | T | Pct. |
| San Francisco | 13 | 3 | 0 | .813 |
| New Orleans | 7 | 9 | 0 | .438 |
| Atlanta | 7 | 9 | 0 | .438 |
| L.A. Rams | 4 | 12 | 0 | .250 |
| Central Division | | | | |
| | W | L | T | Pct. |
| Minnesota | 10 | 6 | 0 | .625 |
| Green Bay † | 9 | 7 | 0 | .563 |
| Detroit † | 9 | 7 | 0 | .563 |
| Chicago † | 9 | 7 | 0 | .563 |
| Tampa Bay | 6 | 10 | 0 | .375 |
| Eastern Division | | | | |
| | W | L | T | Pct. |
| Dallas | 12 | 4 | 0 | .750 |
| N.Y. Giants | 9 | 7 | 0 | .563 |
| Arizona | 8 | 8 | 0 | .500 |
| Philadelphia | 7 | 9 | 0 | .438 |
| Washington | 3 | 13 | 0 | .188 |

AFC Championship: San Diego 17, Pittsburgh 13
NFC Championship: San Francisco 38, Dallas 28
Super Bowl XXIX: San Francisco 49, San Diego 26

REGULAR STARTERS

| OFFENSE | | DEFENSE | |
|---------|----------------|---------|----------------|
| WR | J.J. Birden | LE | Neil Smith |
| LT | John Alt | LT | Joe Phillips |
| LG | Dave Szott | RT | Dan Saleaumua |
| C | Tim Grunhard | RE | Darren Mickell |
| RG | Will Shields | LOLB | Derrick Thomas |
| RT | Ricky Sclar | MLB | Tracy Simien |
| | Derrick Graham | ROLB | George Jamison |
| TE | Keith Cash | LCB | Mark Collins |
| | Derrick Walker | RCB | Dale Carter |
| WR | Willie Davis | SS | David Whitmore |
| QB | Joe Montana | FS | William White |
| FB | Kimble Anders | P | Louie Aguiar |
| RB | Marcus Allen | | |
| K | Lin Elliott | | |

PRO BOWLERS IN BOLD

TEAM STATISTICS

| | CHIEFS | OPP. |
|-------------------------|-----------|-----------|
| TOTAL FIRST DOWNS | 322 | 289 |
| Rushing/Passing/Penalty | 97/211/14 | 93/164/32 |
| 3rd Down: Made/Att. | 94/238 | 80/212 |
| 3rd Down Pct. | 39.5 | 37.7 |
| 4th Down: Made/Att. | 12/23 | 8/14 |
| 4th Down Pct. | 52.2 | 57.1 |
| TOTAL NET YARDS | 5692 | 5000 |
| Avg. Per Game | 355.8 | 312.5 |
| Total Plays | 1098 | 989 |
| Avg. Per Play | 5.2 | 5.1 |
| NET YARDS RUSHING | 1732 | 1734 |
| Avg. Per Game | 108.3 | 108.4 |
| Total Rushes | 464 | 446 |
| Avg. Per Play | 3.7 | 3.9 |
| NET YARDS PASSING | 3960 | 3266 |
| Avg. Per Game | 247.5 | 204.1 |
| Sacked/Yards Lost | 19/132 | 39/234 |
| Gross Yards | 4092 | 3500 |
| Attempts/Completions | 615/366 | 504/300 |
| Pct. of Completions | 59.5 | 59.5 |
| Had Intercepted | 14 | 12 |
| PUNTS/AVERAGE | 85/42.1 | 85/45.0 |
| Net Punting Avg. | 34.5 | 38.9 |
| PUNT RETURNS/YARDS | 43/316 | 50/506 |
| KICKOFF RETURNS/YARDS | 55/1300 | 63/1447 |
| PENALTIES/YARDS | 127/911 | 119/925 |
| FUMBLES/LOST | 21/12 | 36/26 |
| TOUCHDOWNS | 34 | 35 |
| Rushing/Passing | 12/20 | 11/23 |
| Defensive/Kicking Game | 1/1 | 1/0 |
| TIME OF POSSESSION | 30:56 | 29:04 |

| SCORE BY PERIODS | 1 | 2 | 3 | 4 | OT | Total |
|---------------------|-----------|-----------|-----------|-----------|----------|------------|
| CHIEFS TOTAL | 52 | 92 | 79 | 96 | 0 | 319 |
| Opp. Total | 40 | 84 | 72 | 99 | 3 | 298 |





11-5 • 1st AFC West • Marty Schottenheimer

Preseason (3-1)

| | | | | |
|------|---|-------|------------------------------------|--------|
| 8/7 | W | 29-21 | at Green Bay (Milwaukee, WI) . . . | 51,655 |
| 8/12 | L | 7-30 | BUFFALO | 73,550 |
| 8/21 | W | 27-20 | MINNESOTA | 73,080 |
| 8/27 | W | 27-20 | at New England | 46,501 |

Regular Season (11-5)

| | | | | |
|-------|---|-------|-------------------------------|--------|
| 9/5 | W | 27-3 | at Tampa Bay | 63,378 |
| 9/12 | L | 0-30 | at Houston | 59,780 |
| 9/20 | W | 15-7 | DENVER (Mon) (N) | 78,453 |
| 10/3 | W | 24-9 | L.A. RAIDERS | 77,395 |
| 10/10 | W | 17-15 | CINCINNATI | 75,394 |
| 10/17 | W | 17-14 | at San Diego | 60,729 |
| 10/31 | L | 10-30 | at Miami | 67,765 |
| 11/8 | W | 23-16 | GREEN BAY (Mon) (N) | 76,742 |
| 11/14 | W | 31-20 | at L.A. Raiders | 66,553 |
| 11/21 | L | 17-19 | CHICAGO | 76,872 |
| 11/28 | W | 23-7 | BUFFALO | 74,452 |
| 12/5 | W | 31-16 | at Seattle | 58,551 |
| 12/12 | L | 21-27 | at Denver | 75,882 |
| 12/19 | W | 28-24 | SAN DIEGO | 74,778 |
| 12/26 | L | 10-30 | at Minnesota (N) | 59,236 |
| 1/2 | W | 34-24 | SEATTLE | 72,136 |

AFC Wild Card Playoff Game

| | | | | |
|-----|---|----------|----------------------------|--------|
| 1/8 | W | 27-24 OT | PITTSBURGH (Sat) | 74,515 |
|-----|---|----------|----------------------------|--------|

AFC Divisional Playoff Game

| | | | | |
|------|---|-------|----------------------|--------|
| 1/16 | W | 28-20 | at Houston | 64,011 |
|------|---|-------|----------------------|--------|

AFC Championship Game

| | | | | |
|------|---|-------|----------------------|--------|
| 1/23 | L | 13-30 | at Buffalo | 76,642 |
|------|---|-------|----------------------|--------|

INDIVIDUAL STATISTICS

| | Att. | Cmp. | PASSING | | | Int | LG | Rating |
|--------------------------------|------------|------------|-------------|-------------|-----------|-----------|------------|-------------|
| | | | Yds. | Pct. | TD | | | |
| Montana | 298 | 181 | 2144 | 60.7 | 13 | 7 | 50t | 87.4 |
| Krieg | 189 | 105 | 1238 | 55.6 | 7 | 3 | 66t | 81.4 |
| Blundin | 3 | 1 | 2 | 33.3 | 0 | 0 | 2 | 42.4 |
| Anders | 0 | 0 | 0 | 0.0 | 0 | 0 | 0 | — |
| CHIEFS TOTALS | 490 | 287 | 3384 | 58.6 | 20 | 10 | 66t | 84.8 |
| Opp. Total | 525 | 312 | 3379 | 59.4 | 18 | 21 | 77t | 73.2 |

PASS RECEIVING

| | No. | Yds. | Avg. | LG | TD |
|--------------------------------|------------|-------------|-------------|------------|-----------|
| Davis | 52 | 909 | 17.5 | 66t | 7 |
| Birden | 51 | 721 | 14.1 | 50t | 2 |
| Anders | 40 | 326 | 8.2 | 27 | 1 |
| Allen | 34 | 238 | 7.0 | 18t | 3 |
| Hayes | 24 | 331 | 13.8 | 49 | 1 |
| Cash | 24 | 242 | 10.1 | 24 | 4 |
| Barnett | 17 | 182 | 10.7 | 25 | 1 |
| McNair | 10 | 74 | 7.4 | 24 | 0 |
| F. Jones | 9 | 111 | 12.3 | 19 | 0 |
| H. Jones | 7 | 91 | 13.0 | 22 | 0 |
| Dyal | 7 | 83 | 11.9 | 31 | 0 |
| H. Williams | 7 | 42 | 6.0 | 14 | 0 |
| E. Thompson | 4 | 33 | 8.3 | 13 | 0 |
| Valerio | 1 | 1 | 1.0 | 1t | 1 |
| CHIEFS TOTALS | 287 | 3384 | 11.8 | 66t | 20 |
| Opp. Total | 312 | 3379 | 10.8 | 77t | 18 |

RUSHING

| | No. | Yds. | Avg. | LG | TD |
|--------------------------------|------------|-------------|------------|-----------|-----------|
| Allen | 206 | 764 | 3.7 | 39 | 12 |
| Anders | 75 | 291 | 3.9 | 18 | 0 |
| McNair | 51 | 278 | 5.5 | 47 | 2 |
| H. Williams | 42 | 149 | 3.5 | 19 | 0 |
| Montana | 25 | 64 | 2.6 | 17 | 0 |
| F. Jones | 5 | 34 | 6.8 | 13 | 0 |
| E. Thompson | 11 | 28 | 2.5 | 14 | 0 |
| Krieg | 21 | 24 | 1.1 | 20 | 0 |
| J. Stephens | 6 | 18 | 3.0 | 7 | 0 |
| Barnett | 1 | 3 | 3.0 | 3 | 0 |
| Carter | 1 | 2 | 2.0 | 2 | 0 |
| Cash | 1 | 0 | 0.0 | 0 | 0 |
| CHIEFS TOTALS | 445 | 1655 | 3.7 | 47 | 14 |
| Opp. Total | 453 | 1620 | 3.6 | 38 | 11 |

TEAM LEADERS

Scoring: Nick Lowery 106 pts: 37 PATs, 23 FGs
 INTs: Albert Lewis 6-61 yds., 0 TDs
 Tackles: Tracy Simien 105 (68 solo)
 Sacks: Neil Smith 15.0 (-127.0 yds.)
 Punting: Bryan Barker 76-3240 yds., 42.6 avg., 19 In 20, 59 LG
 Punt Returns: Dale Carter 27-247 yds., 9.1 avg., 0 TDs
 Kickoff Returns: Danan Hughes 14-266 yds., 19.0 avg., 0 TDs

LEAGUE STANDINGS



AMERICAN FOOTBALL CONFERENCE

Western Division

| | W | L | T | Pct. |
|----------------|----|----|---|------|
| Kansas City | 11 | 5 | 0 | .688 |
| L.A. Raiders † | 10 | 6 | 0 | .625 |
| Denver † | 9 | 7 | 0 | .563 |
| San Diego | 8 | 8 | 0 | .500 |
| Seattle | 6 | 10 | 0 | .375 |

Central Division

| | W | L | T | Pct. |
|--------------|----|----|---|------|
| Houston | 12 | 4 | 0 | .750 |
| Pittsburgh † | 9 | 7 | 0 | .563 |
| Cleveland | 7 | 9 | 0 | .438 |
| Cincinnati | 3 | 13 | 0 | .188 |

Eastern Division

| | W | L | T | Pct. |
|--------------|----|----|---|------|
| Buffalo | 12 | 4 | 0 | .750 |
| Miami | 9 | 7 | 0 | .563 |
| N.Y. Jets | 8 | 8 | 0 | .500 |
| New England | 5 | 11 | 0 | .313 |
| Indianapolis | 4 | 12 | 0 | .250 |



NATIONAL FOOTBALL CONFERENCE

Western Division

| | W | L | T | Pct. |
|---------------|----|----|---|------|
| San Francisco | 10 | 6 | 0 | .625 |
| New Orleans | 8 | 8 | 0 | .500 |
| Atlanta | 6 | 10 | 0 | .375 |
| L.A. Rams | 5 | 11 | 0 | .313 |

Central Division

| | W | L | T | Pct. |
|-------------|----|----|---|------|
| Detroit | 10 | 6 | 0 | .625 |
| Minnesota † | 9 | 7 | 0 | .563 |
| Green Bay † | 9 | 7 | 0 | .563 |
| Chicago | 7 | 9 | 0 | .438 |
| Tampa Bay | 5 | 11 | 0 | .313 |

Eastern Division

| | W | L | T | Pct. |
|---------------|----|----|---|------|
| Dallas | 12 | 4 | 0 | .750 |
| N.Y. Giants † | 11 | 5 | 0 | .688 |
| Philadelphia | 8 | 8 | 0 | .500 |
| Phoenix | 7 | 9 | 0 | .438 |
| Washington | 4 | 12 | 0 | .250 |

AFC Championship: Buffalo 30, Kansas City 13

NFC Championship: Dallas 38, San Francisco 21

Super Bowl XXVIII: Dallas 30, Buffalo 13

REGULAR STARTERS

OFFENSE

WR J.J. Birden
 LT John Alt
 LG Dave Szott
 C Tim Grunhard
 RG Will Shields
 RT Ricky Siglar
 TE Jonathan Hayes
 WR Willie Davis
 QB Joe Montana
 FB Kimble Anders
 RB Marcus Allen
 K Nick Lowery

DEFENSE

LE Neil Smith
 LT Joe Phillips
 RT Dan Saleaumua
 RBK Derrick Thomas
 LOLB Tracy Rogers
 MLB Tracy Simien
 ROLB Lonnie Marts
 LCB Albert Lewis
 RCB Kevin Ross
 Dale Carter
 SS Doug Terry
 Martin Bayless
 FS David Whitmore
 Kevin Ross
 P Bryan Barker

PRO BOWLERS IN BOLD

TEAM STATISTICS

| | CHIEFS | OPP. |
|-----------------------------------|-----------|------------|
| TOTAL FIRST DOWNS | 300 | 300 |
| Rushing/Passing/Penalty | 94/180/26 | 103/161/36 |
| 3rd Down: Made/Att. | 82/203 | 86/210 |
| 3rd Down Pct. | 40.4 | 41.0 |
| 4th Down: Made/Att. | 4/9 | 3/13 |
| 4th Down Pct. | 44.4 | 23.1 |
| TOTAL NET YARDS | 4835 | 4771 |
| Avg. Per Game | 302.2 | 298.2 |
| Total Plays | 970 | 1013 |
| Avg. Per Play | 5.0 | 4.7 |
| NET YARDS RUSHING | 1655 | 1620 |
| Avg. Per Game | 103.4 | 101.3 |
| Total Rushes | 445 | 453 |
| Avg. Per Play | 3.7 | 3.6 |
| NET YARDS PASSING | 3180 | 3151 |
| Avg. Per Game | 198.8 | 196.9 |
| Sacked/Yards Lost | 35/204 | 35/228 |
| Gross Yards | 3384 | 3379 |
| Attempts/Completions | 490/287 | 525/312 |
| Pct. of Completions | 58.6 | 59.4 |
| Had Intercepted | 10 | 21 |
| PUNTS/AVERAGE | 77/42.1 | 68/44.6 |
| Net Punting Avg. | 35.4 | 37.8 |
| PUNT RETURNS/YARDS | 37/348 | 43/352 |
| KICKOFF RETURNS/YARDS | 45/875 | 49/1007 |
| PENALTIES/YARDS | 122/969 | 127/1015 |
| FUMBLES/LOST | 28/18 | 30/17 |
| TOUCHDOWNS | 37 | 30 |
| Rushing/Passing | 14/20 | 11/18 |
| Defensive/Kicking Game | 2/1 | 1/0 |
| TIME OF POSSESSION | 29:29 | 30:31 |

| SCORE BY PERIODS | 1 | 2 | 3 | 4 | OT | Total |
|------------------|----|-----|----|-----|----|-------|
| CHIEFS TOTAL | 71 | 108 | 82 | 67 | 0 | 328 |
| Opp. Total | 51 | 86 | 50 | 104 | 0 | 291 |





Preseason (1-3)

| | | | | |
|------|---|-------|--------------|--------|
| 8/8 | L | 13-21 | at Green Bay | 54,322 |
| 8/15 | L | 0-30 | at Minnesota | 38,132 |
| 8/24 | W | 35-0 | BUFFALO | 71,481 |
| 8/28 | L | 10-21 | INDIANAPOLIS | 65,557 |

Regular Season (10-6)

| | | | | |
|-------|---|----------|------------------------|--------|
| 9/6 | W | 24-10 | at San Diego | 45,024 |
| 9/13 | W | 26-7 | SEATTLE | 75,125 |
| 9/20 | L | 20-23 OT | at Houston | 60,955 |
| 9/28 | W | 27-7 | L.A. RAIDERS (Mon) (N) | 77,486 |
| 10/4 | L | 19-20 | at Denver | 75,629 |
| 10/11 | W | 24-17 | PHILADELPHIA | 76,626 |
| 10/18 | L | 10-17 | at Dallas | 64,115 |
| 10/25 | L | 3-27 | PITTSBURGH (N) | 76,175 |
| 11/8 | W | 16-14 | SAN DIEGO | 72,826 |
| 11/15 | W | 35-16 | WASHINGTON | 75,238 |
| 11/22 | W | 24-14 | at Seattle (N) | 49,867 |
| 11/29 | W | 23-7 | at N.Y. Jets | 57,375 |
| 12/6 | L | 7-28 | at L.A. Raiders | 45,227 |
| 12/13 | W | 27-20 | NEW ENGLAND | 52,208 |
| 12/19 | L | 21-35 | at N.Y. Giants (Sat) | 53,427 |
| 12/27 | W | 42-20 | DENVER | 76,240 |

AFC Wild Card Playoff Game

| | | | | |
|-----|---|------|--------------------|--------|
| 1/2 | L | 0-17 | at San Diego (Sat) | 58,278 |
|-----|---|------|--------------------|--------|

INDIVIDUAL STATISTICS

| | PASSING | | | | | | | |
|----------------------|------------|------------|-------------|-------------|-----------|-----------|------------|-------------|
| | Att. | Cmp. | Yds. | Pct. | TD | Int | LG | Rating |
| Krieg | 413 | 230 | 3115 | 55.7 | 15 | 12 | 77t | 79.9 |
| CHIEFS TOTALS | 413 | 230 | 3115 | 55.7 | 15 | 12 | 77t | 79.9 |
| Opp. Total | 458 | 253 | 2928 | 55.2 | 19 | 24 | 62 | 66.7 |

| | PASS RECEIVING | | | | |
|----------------------|----------------|-------------|-------------|------------|-----------|
| | No. | Yds. | Avg. | LG | TD |
| McNair | 44 | 380 | 8.6 | 36 | 1 |
| Birden | 42 | 644 | 15.3 | 72t | 3 |
| Davis | 36 | 756 | 21.0 | 74t | 3 |
| Barnett | 24 | 442 | 18.4 | 77t | 4 |
| F. Jones | 18 | 265 | 14.7 | 56 | 0 |
| Hargain | 17 | 205 | 12.1 | 25 | 0 |
| Cash | 12 | 113 | 9.4 | 19 | 2 |
| Word | 9 | 80 | 8.9 | 22 | 0 |
| Hayes | 9 | 77 | 8.6 | 21 | 2 |
| Anders | 5 | 65 | 13.0 | 28 | 0 |
| Harry | 5 | 46 | 9.2 | 13 | 0 |
| Williams | 5 | 24 | 4.8 | 12 | 0 |
| B. Jones | 2 | 6 | 3.0 | 5 | 0 |
| Dyal | 1 | 7 | 7.0 | 7 | 0 |
| Okoye | 1 | 5 | 5.0 | 5 | 0 |
| CHIEFS TOTALS | 230 | 3115 | 13.5 | 77t | 15 |
| Opp. Total | 253 | 2928 | 11.6 | 62 | 19 |

| | RUSHING | | | | |
|----------------------|------------|-------------|------------|------------|-----------|
| | No. | Yds. | Avg. | LG | TD |
| Word | 163 | 607 | 3.7 | 44t | 4 |
| Okoye | 144 | 448 | 3.1 | 22 | 6 |
| Williams | 78 | 262 | 3.4 | 11 | 1 |
| McNair | 21 | 124 | 5.9 | 30 | 1 |
| Krieg | 37 | 74 | 2.0 | 17 | 2 |
| Harry | 1 | 27 | 27.0 | 27 | 0 |
| Anders | 1 | 1 | 1.0 | 1 | 0 |
| Davis | 1 | -11 | -11.0 | -11 | 0 |
| CHIEFS TOTALS | 446 | 1532 | 3.4 | 44t | 14 |
| Opp. Total | 441 | 1787 | 4.1 | 40t | 12 |

TEAM LEADERS

Scoring: Nick Lowery 105 pts: 39 PATS, 22 FGs
INTs: Dale Carter 7-65 yds., 1 TD
Tackles: Tracy Simien 97 (56 solo)
Sacks: Neil Smith 14.5 (-114.5 yds.)
 Derrick Thomas 14.5 (-113.0 yds.)
Punting: Bryan Barker 75-3245 yds., 43.3 avg., 16 In 20, 65 LG
Punt Returns: Dale Carter 38-398 yds., 10.5 avg., 2 TDs
Kickoff Returns: Harvey Williams 21-405 yds., 19.3 avg., 0 TDs

LEAGUE STANDINGS



AMERICAN FOOTBALL CONFERENCE

Western Division

| | W | L | T | Pct. |
|---------------|----|----|---|------|
| San Diego | 11 | 5 | 0 | .699 |
| Kansas City † | 10 | 6 | 0 | .625 |
| Denver | 8 | 8 | 0 | .500 |
| L.A. Raiders | 7 | 9 | 0 | .438 |
| Seattle | 2 | 14 | 0 | .125 |

Central Division

| | W | L | T | Pct. |
|------------|----|----|---|------|
| Pittsburgh | 11 | 5 | 0 | .688 |
| Houston † | 10 | 6 | 0 | .352 |
| Cleveland | 7 | 9 | 0 | .438 |
| Cincinnati | 5 | 11 | 0 | .313 |

Eastern Division

| | W | L | T | Pct. |
|--------------|----|----|---|------|
| Miami | 11 | 5 | 0 | .688 |
| Buffalo † | 11 | 5 | 0 | .688 |
| Indianapolis | 9 | 7 | 0 | .563 |
| N.Y. Jets | 4 | 12 | 0 | .250 |
| New England | 2 | 14 | 0 | .125 |



NATIONAL FOOTBALL CONFERENCE

Western Division

| | W | L | T | Pct. |
|---------------|----|----|---|------|
| San Francisco | 14 | 2 | 0 | .875 |
| New Orleans † | 12 | 4 | 0 | .750 |
| Atlanta | 6 | 10 | 0 | .375 |
| L.A. Rams | 6 | 10 | 0 | .375 |

Central Division

| | W | L | T | Pct. |
|-----------|----|----|---|------|
| Minnesota | 11 | 5 | 0 | .688 |
| Green Bay | 9 | 7 | 0 | .563 |
| Tampa Bay | 5 | 11 | 0 | .313 |
| Chicago | 5 | 11 | 0 | .313 |
| Detroit | 5 | 11 | 0 | .313 |

Eastern Division

| | W | L | T | Pct. |
|----------------|----|----|---|------|
| Dallas | 13 | 3 | 0 | .813 |
| Philadelphia † | 11 | 5 | 0 | .688 |
| Washington † | 9 | 7 | 0 | .563 |
| N.Y. Giants | 6 | 10 | 0 | .375 |
| Phoenix | 4 | 12 | 0 | .250 |

AFC Championship: Buffalo 29, Miami 10
NFC Championship: Dallas 30, San Francisco 20
Super Bowl XXVII: Dallas 52, Buffalo 17

REGULAR STARTERS

OFFENSE

| | |
|-----------|--------------------|
| WR | J.J. Birden |
| LT | John Alt |
| LG | Dave Szott |
| C | Tim Grunhard |
| RG | Dave Lutz |
| RT | Rich Baldinger |
| TE | Jonathan Hayes |
| WR | Willie Davis |
| QB | Dave Krieg |
| TE | Keith Cash |
| RB | Barry Word |
| RB | Bill Jones |
| K | Nick Lowery |

DEFENSE

| | |
|-------------|-----------------------|
| LE | Neil Smith |
| NT | Dan Saleaumua |
| DT | Joe Phillips |
| RE | Leonard Griffin |
| LOLB | Chris Martin |
| LILB | Ervin Randle |
| MLB | Tracy Simien |
| ROLB | Derrick Thomas |
| LCB | Kevin Ross |
| RCB | Albert Lewis |
| | Dale Carter |
| SS | Martin Bayless |
| FS | Charles Mincy |
| P | Bryan Barker |

PRO BOWLERS IN BOLD

TEAM STATISTICS

| | CHIEFS | OPP. |
|-------------------------|-----------|-----------|
| TOTAL FIRST DOWNS | 246 | 256 |
| Rushing/Passing/Penalty | 87/134/25 | 97/145/14 |
| 3rd Down: Made/Att. | 71/207 | 73/205 |
| 3rd Down Pct. | 34.3 | 35.6 |
| 4th Down: Made/Att. | 5/14 | 6/11 |
| 4th Down Pct. | 35.7 | 54.5 |
| TOTAL NET YARDS | 4324 | 4324 |
| Avg. Per Game | 270.3 | 270.3 |
| Total Plays | 907 | 949 |
| Avg. Per Play | 4.8 | 4.6 |
| NET YARDS RUSHING | 1532 | 1787 |
| Avg. Per Game | 95.8 | 111.7 |
| Total Rushes | 446 | 441 |
| Avg. Per Play | 3.4 | 4.1 |
| NET YARDS PASSING | 2792 | 2537 |
| Avg. Per Game | 174.5 | 158.6 |
| Sacked/Yards Lost | 48/323 | 50/391 |
| Gross Yards | 3115 | 2928 |
| Attempts/Completions | 413/230 | 458/253 |
| Pct. of Completions | 55.7 | 55.2 |
| Had Intercepted | 12 | 24 |
| PUNTS/AVERAGE | 86/42.2 | 80/43.1 |
| Net Punting Avg. | 35.4 | 36.0 |
| PUNT RETURNS/YARDS | 39/402 | 40/328 |
| KICKOFF RETURNS/YARDS | 39/722 | 64/1203 |
| PENALTIES/YARDS | 82/675 | 124/959 |
| FUMBLES/LOST | 28/9 | 34/15 |
| TOUCHDOWNS | 40 | 34 |
| Rushing/Passing | 14/15 | 12/19 |
| Defensive/Kicking Game | 8/3 | 1/2 |
| TIME OF POSSESSION | 29:37 | 30:23 |

| SCORE BY PERIODS | 1 | 2 | 3 | 4 | OT | Total |
|---------------------|-----------|------------|-----------|------------|----------|------------|
| CHIEFS TOTAL | 53 | 128 | 66 | 101 | 0 | 348 |
| Opp. Total | 68 | 57 | 64 | 90 | 3 | 282 |



1991

KANSAS CITY CHIEFS



10-6 • 2nd AFC West • Marty Schottenheimer

Preseason (2-2)

| | | | | |
|------|---|-------|---------------------------|--------|
| 8/3 | L | 14-24 | DALLAS | 56,038 |
| 8/10 | W | 19-10 | N.Y. JETS (St. Louis, MO) | 52,935 |
| 8/17 | W | 38-14 | DETROIT | 57,320 |
| 8/23 | L | 7-20 | at Tampa Bay | 33,996 |

Regular Season (10-6)

| | | | | |
|------------------------------------|---|----------|------------------------|--------|
| 9/1 | W | 14-3 | ATLANTA | 74,246 |
| 9/8 | L | 10-17 | NEW ORLEANS | 74,816 |
| 9/16 | L | 7-17 | at Houston (Mon) (N) | 61,058 |
| 9/22 | W | 20-13 | SEATTLE | 71,789 |
| 9/29 | W | 14-13 | at San Diego | 44,907 |
| 10/7 | W | 33-6 | BUFFALO (Mon) (N) | 76,120 |
| 10/13 | W | 42-7 | MIAMI | 76,021 |
| 10/20 | L | 16-19 | at Denver | 75,866 |
| 10/28 | W | 24-21 | L.A. RAIDERS (Mon) (N) | 77,111 |
| 11/10 | W | 27-20 | at L.A. Rams | 52,511 |
| 11/17 | L | 20-24 | DENVER | 74,661 |
| 11/24 | L | 15-20 | at Cleveland | 63,991 |
| 12/1 | W | 19-6 | at Seattle | 57,248 |
| 12/8 | W | 20-17 OT | SAN DIEGO | 73,330 |
| 12/14 | L | 14-28 | at San Francisco (Sat) | 62,672 |
| 12/22 | W | 27-21 | at L.A. Raiders | 65,144 |
| AFC Wild Card Playoff Game | | | | |
| 12/28 | W | 10-6 | L.A. RAIDERS (Sat) | 75,827 |
| AFC Divisional Playoff Game | | | | |
| 1/5 | L | 14-37 | at Buffalo | 80,182 |

INDIVIDUAL STATISTICS

| | Att. | Cmp. | PASSING Yds. | Pct. | TD | Int | LG | Rating |
|----------------------|------------|------------|-----------------|-------------|-----------|-----------|-----------|-------------|
| DeBerg | 434 | 256 | 2965 | 59.0 | 17 | 14 | 63 | 79.3 |
| Vlasic | 44 | 28 | 316 | 63.6 | 2 | 0 | 30 | 100.2 |
| Williams | 1 | 0 | 0 | 0.0 | 0 | 0 | 0 | 39.6 |
| CHIEFS TOTALS | 479 | 284 | 3281 | 59.3 | 19 | 14 | 63 | 81.1 |
| Opp. Total | 471 | 279 | 3532 | 59.2 | 17 | 15 | 71t | 81.5 |

| | No. | PASS RECEIVING Yds. | Avg. | LG | TD |
|----------------------|------------|------------------------|-------------|-----------|-----------|
| R. Thomas | 43 | 494 | 11.5 | 39 | 1 |
| Barnett | 41 | 564 | 13.8 | 63 | 5 |
| McNair | 37 | 342 | 9.2 | 36 | 1 |
| Harry | 35 | 431 | 12.3 | 36 | 3 |
| Birden | 27 | 465 | 17.2 | 57t | 2 |
| Hayes | 19 | 208 | 10.9 | 23 | 2 |
| Williams | 16 | 147 | 9.2 | 17 | 2 |
| B. Jones | 14 | 97 | 6.9 | 14 | 1 |
| Holohan | 13 | 113 | 8.7 | 26 | 2 |
| Paige | 9 | 111 | 12.3 | 26 | 0 |
| Stradford | 9 | 91 | 10.1 | 17 | 0 |
| F. Jones | 8 | 85 | 10.6 | 23 | 0 |
| Saxon | 6 | 55 | 9.2 | 22 | 0 |
| Okoye | 3 | 34 | 11.3 | 13 | 0 |
| Anders | 2 | 30 | 15.0 | 17 | 0 |
| Word | 2 | 13 | 6.5 | 8 | 0 |
| CHIEFS TOTALS | 284 | 3281 | 11.6 | 63 | 19 |
| Opp. Total | 279 | 3532 | 12.7 | 71t | 17 |

| | No. | RUSHING Yds. | Avg. | LG | TD |
|----------------------|------------|-----------------|------------|-----------|-----------|
| Okoye | 225 | 1031 | 4.6 | 48 | 9 |
| Word | 160 | 684 | 4.3 | 37 | 4 |
| Williams | 97 | 447 | 4.6 | 21 | 1 |
| McNair | 10 | 51 | 5.1 | 11 | 0 |
| Saxon | 6 | 13 | 2.2 | 8 | 0 |
| Stradford | 1 | 7 | 7.0 | 7 | 0 |
| Vlasic | 1 | -1 | -1.0 | -1 | 0 |
| DeBerg | 21 | -15 | -0.7 | 0 | 0 |
| CHIEFS TOTALS | 521 | 2217 | 4.3 | 48 | 14 |
| Opp. Total | 417 | 1770 | 4.2 | 60t | 8 |

TEAM LEADERS

Scoring: Nick Lowery 110 pts: 35 PATs, 25 FGs
 INTs: Deron Cherry 4-31 yds., 0 TDs
 Tackles: Deron Cherry 116 (59 solo)
 Sacks: Derrick Thomas 13.5 (-112.0 yds.)
 Punting: Bryan Barker 57-2303 yds., 40.4 avg., 11 in 20, 57 LG
 Punt Returns: Troy Stradford 22-150 yds., 6.8 avg., 0 TDs
 Kickoff Returns: Harvey Williams 24-524 yds., 21.8 avg., 0 TDs

LEAGUE STANDINGS



AMERICAN FOOTBALL CONFERENCE

Western Division

| W | L | T | Pct. | |
|----------------|----|----|------|------|
| Denver | 12 | 4 | 0 | .750 |
| Kansas City † | 10 | 6 | 0 | .625 |
| L.A. Raiders † | 9 | 7 | 0 | .563 |
| Seattle | 7 | 9 | 0 | .438 |
| San Diego | 4 | 12 | 0 | .250 |

Central Division

| W | L | T | Pct. | |
|------------|----|----|------|------|
| Houston | 11 | 5 | 0 | .688 |
| Pittsburgh | 7 | 9 | 0 | .438 |
| Cleveland | 6 | 10 | 0 | .375 |
| Cincinnati | 3 | 13 | 0 | .188 |

Eastern Division

| W | L | T | Pct. | |
|--------------|----|----|------|------|
| Buffalo | 13 | 3 | 0 | .813 |
| N.Y. Jets † | 8 | 8 | 0 | .500 |
| Miami | 8 | 8 | 0 | .500 |
| New England | 6 | 10 | 0 | .375 |
| Indianapolis | 1 | 15 | 0 | .063 |



NATIONAL FOOTBALL CONFERENCE

Western Division

| W | L | T | Pct. | |
|---------------|----|----|------|------|
| New Orleans | 11 | 5 | 0 | .688 |
| Atlanta † | 10 | 6 | 0 | .625 |
| San Francisco | 10 | 6 | 0 | .625 |
| L.A. Rams | 3 | 13 | 0 | .188 |

Central Division

| W | L | T | Pct. | |
|-----------|----|----|------|------|
| Detroit | 12 | 4 | 0 | .750 |
| Chicago † | 11 | 5 | 0 | .688 |
| Minnesota | 8 | 8 | 0 | .500 |
| Green Bay | 4 | 12 | 0 | .250 |
| Tampa Bay | 3 | 13 | 0 | .188 |

Eastern Division

| W | L | T | Pct. | |
|--------------|----|----|------|------|
| Washington | 14 | 2 | 0 | .875 |
| Dallas † | 11 | 5 | 0 | .688 |
| Philadelphia | 10 | 6 | 0 | .625 |
| N.Y. Giants | 8 | 8 | 0 | .500 |
| Phoenix | 4 | 12 | 0 | .250 |

AFC Championship: Buffalo 10, Denver 7
NFC Championship: Washington 41, Detroit 10
Super Bowl XXVI: Washington 37, Buffalo 24

REGULAR STARTERS

| OFFENSE | | DEFENSE | |
|---------|-----------------|---------|----------------|
| WR | Robb Thomas | LE | Neil Smith |
| LT | John Alt | NT | Dan Saleaumua |
| LG | Dave Szott | RE | Bill Maas |
| C | Tim Grunhard | LOLB | Chris Martin |
| RG | Dave Lutz | LILB | Tracy Simien |
| RT | Rich Baldinger | RILB | Dino Hackett |
| TE | Jonathan Hayes | ROLB | Derrick Thomas |
| WR | Tim Barnett | LCB | Jayice Pearson |
| QB | Steve DeBerg | | Albert Lewis |
| FB | Bill Jones | RCB | Kevin Ross |
| RB | Christian Okoye | SS | Kevin Porter |
| K | Nick Lowery | FS | Deron Cherry |
| | | P | Bryan Barker |

PRO BOWLERS IN BOLD

TEAM STATISTICS

| | CHIEFS | OPP. |
|-------------------------|------------|-----------|
| TOTAL FIRST DOWNS | 322 | 275 |
| Rushing/Passing/Penalty | 127/172/23 | 88/168/19 |
| 3rd Down: Made/Att. | 92/205 | 76/191 |
| 3rd Down Pct. | 44.9 | 39.8 |
| 4th Down: Made/Att. | 12/20 | 11/18 |
| 4th Down Pct. | 60.0 | 61.1 |
| TOTAL NET YARDS | 5321 | 4998 |
| Avg. Per Game | 332.6 | 312.4 |
| Total Plays | 1021 | 927 |
| Avg. Per Play | 5.2 | 5.4 |
| NET YARDS RUSHING | 2217 | 1770 |
| Avg. Per Game | 138.6 | 110.6 |
| Total Rushes | 521 | 417 |
| Avg. Per Play | 4.3 | 4.2 |
| NET YARDS PASSING | 3104 | 3228 |
| Avg. Per Game | 194.0 | 201.8 |
| Sacked/Yards Lost | 21/177 | 39/304 |
| Gross Yards | 3281 | 3532 |
| Attempts/Completions | 479/284 | 471/279 |
| Pct. of Completions | 59.3 | 59.2 |
| Had Intercepted | 14 | 15 |
| PUNTS/AVERAGE | 57/40.4 | 60/42.5 |
| Net Punting Avg. | 35.0 | 36.5 |
| PUNT RETURNS/YARDS | 34/258 | 27/190 |
| KICKOFF RETURNS/YARDS | 48/978 | 57/1171 |
| PENALTIES/YARDS | 94/724 | 110/827 |
| FUMBLES/LOST | 22/8 | 27/18 |
| TOUCHDOWNS | 35 | 27 |
| Rushing/Passing | 14/19 | 9/17 |
| Defensive/Kicking Game | 2/0 | 2/0 |
| TIME OF POSSESSION | 31:16 | 28:44 |

| SCORE BY PERIODS | 1 | 2 | 3 | 4 | OT | Total |
|---------------------|-----------|-----------|-----------|------------|----------|------------|
| CHIEFS TOTAL | 44 | 91 | 79 | 105 | 3 | 322 |
| Opp. Total | 58 | 85 | 50 | 59 | 0 | 252 |



1990

KANSAS CITY CHIEFS



11-5 • 2nd AFC West • Marty Schottenheimer

Preseason (1-3)

| | | |
|--------------|--------------------------------------|--------|
| 8/11 L 3-19 | at L.A. Rams (Berlin, Germany) . . . | 55,429 |
| 8/18 L 0-20 | N.Y. JETS | 40,448 |
| 8/24 L 21-35 | at Detroit | 50,293 |
| 8/31 W 27-14 | GREEN BAY | 42,806 |

Regular Season (11-5)

| | | |
|---------------|-------------------------------|--------|
| 9/9 W 24-21 | MINNESOTA | 68,363 |
| 9/17 L 23-24 | at Denver (Mon) (N) | 75,277 |
| 9/23 W 17-3 | at Green Bay | 58,817 |
| 9/30 W 34-0 | CLEVELAND | 77,704 |
| 10/7 L 19-23 | at Indianapolis | 54,950 |
| 10/14 W 43-24 | DETROIT | 74,312 |
| 10/21 L 7-19 | at Seattle | 60,358 |
| 11/4 W 9-7 | L.A. RAIDERS | 70,951 |
| 11/11 L 16-17 | SEATTLE | 71,285 |
| 11/18 W 27-10 | SAN DIEGO | 63,717 |
| 11/25 W 27-24 | at L.A. Raiders | 65,710 |
| 12/2 W 37-7 | at New England | 26,280 |
| 12/9 W 31-20 | DENVER | 74,347 |
| 12/16 L 10-27 | HOUSTON | 61,756 |
| 12/23 W 24-21 | at San Diego | 45,135 |
| 12/29 W 21-10 | at Chicago (Sat) | 60,262 |

AFC Wild Card Playoff Game

| | | |
|-------------|--------------------------|--------|
| 1/5 L 16-17 | at Miami (Sat) | 67,276 |
|-------------|--------------------------|--------|

INDIVIDUAL STATISTICS

| | PASSING | | | | | | | |
|----------------------------|------------|------------|-------------|-------------|-----------|----------|------------|-------------|
| | Att. | Cmp. | Yds. | Pct. | TD | Int | LG | Rating |
| DeBerg | 444 | 258 | 3444 | 58.1 | 23 | 4 | 90t | 96.3 |
| Pelluer | 5 | 2 | 14 | 40.0 | 0 | 1 | 11 | 8.3 |
| CHIEFS TOTALS . . . | 449 | 260 | 3458 | 57.9 | 23 | 5 | 90t | 94.9 |
| Opp. Total | 512 | 267 | 3662 | 52.1 | 16 | 20 | 87t | 69.5 |

| | PASS RECEIVING | | | | |
|----------------------------|----------------|-------------|-------------|------------|-----------|
| | No. | Yds. | Avg. | LG | TD |
| Paige | 65 | 1021 | 15.7 | 86t | 5 |
| R. Thomas | 41 | 545 | 13.3 | 47t | 4 |
| Harry | 41 | 519 | 12.7 | 60 | 2 |
| McNair | 40 | 507 | 12.7 | 65 | 2 |
| B. Jones | 19 | 137 | 7.2 | 19 | 5 |
| Birden | 15 | 352 | 23.5 | 90t | 3 |
| Roberts | 11 | 119 | 10.8 | 27 | 0 |
| Hayes | 9 | 83 | 9.2 | 21 | 1 |
| Mandley | 7 | 97 | 13.9 | 24 | 0 |
| Word | 4 | 28 | 7.0 | 10 | 0 |
| Okoye | 4 | 23 | 5.8 | 8 | 0 |
| Whitaker | 2 | 17 | 8.5 | 16 | 1 |
| F. Jones | 1 | 5 | 5.0 | 5 | 0 |
| Saxon | 1 | 5 | 5.0 | 5 | 0 |
| CHIEFS TOTALS . . . | 260 | 3458 | 13.3 | 90t | 23 |
| Opp. Total | 267 | 3662 | 13.7 | 87t | 16 |

| | RUSHING | | | | |
|----------------------------|------------|-------------|------------|------------|-----------|
| | No. | Yds. | Avg. | LG | TD |
| Word | 204 | 1015 | 5.0 | 53t | 4 |
| Okoye | 245 | 805 | 3.3 | 32 | 7 |
| McNair | 14 | 61 | 4.4 | 13 | 0 |
| B. Jones | 10 | 47 | 4.7 | 14 | 0 |
| Saxon | 3 | 15 | 5.0 | 8 | 0 |
| Pelluer | 5 | 6 | 1.2 | 5 | 0 |
| Goodburn | 1 | 5 | 5.0 | 5 | 0 |
| F. Jones | 1 | -1 | -1.0 | -1 | 0 |
| DeBerg | 21 | -5 | -0.2 | 6 | 0 |
| CHIEFS TOTALS . . . | 504 | 1948 | 3.9 | 53t | 11 |
| Opp. Total | 373 | 1640 | 4.4 | 42 | 12 |

TEAM LEADERS

Scoring: Nick Lowery 139 pts: 37 PATs, 34 FGs
INTs: Kevin Ross 5-97 yds., 0 TDs
Tackles: Dino Hackett 95 (53 solo)
Sacks: Derrick Thomas 20.0 (-150.0 yds.)
Punting: Bryan Barker 64-2479 yds., 38.7 avg., 16 in 20, 56 LG
Punt Returns: Naz Worthen 25-180 yds., 7.2 avg., 0 TDs
Kickoff Returns: Todd McNair 14-227 yds., 16.2 avg., 0 TDs

LEAGUE STANDINGS



AMERICAN FOOTBALL CONFERENCE

Western Division

| | W | L | T | Pct. |
|---------------|----|----|---|------|
| L.A. Raiders | 12 | 4 | 0 | .750 |
| Kansas City † | 11 | 5 | 0 | .688 |
| Seattle | 9 | 7 | 0 | .563 |
| San Diego | 6 | 10 | 0 | .375 |
| Denver | 5 | 11 | 0 | .313 |

Central Division

| | W | L | T | Pct. |
|------------|---|----|---|------|
| Cincinnati | 9 | 7 | 0 | .563 |
| Houston † | 9 | 7 | 0 | .563 |
| Pittsburgh | 9 | 7 | 0 | .563 |
| Cleveland | 3 | 13 | 0 | .188 |

Eastern Division

| | W | L | T | Pct. |
|--------------|----|----|---|------|
| Buffalo | 13 | 3 | 0 | .813 |
| Miami † | 12 | 4 | 0 | .750 |
| Indianapolis | 7 | 9 | 0 | .438 |
| N.Y. Jets | 6 | 10 | 0 | .375 |
| New England | 1 | 15 | 0 | .063 |



NATIONAL FOOTBALL CONFERENCE

Western Division

| | W | L | T | Pct. |
|---------------|----|----|---|------|
| San Francisco | 14 | 2 | 0 | .875 |
| New Orleans † | 8 | 8 | 0 | .500 |
| L.A. Rams | 5 | 11 | 0 | .313 |
| Atlanta | 5 | 11 | 0 | .313 |

Central Division

| | W | L | T | Pct. |
|-----------|----|----|---|------|
| Chicago | 11 | 5 | 0 | .688 |
| Tampa Bay | 6 | 10 | 0 | .375 |
| Detroit | 6 | 10 | 0 | .375 |
| Green Bay | 6 | 10 | 0 | .375 |
| Minnesota | 6 | 10 | 0 | .375 |

Eastern Division

| | W | L | T | Pct. |
|----------------|----|----|---|------|
| N.Y. Giants | 13 | 3 | 0 | .813 |
| Philadelphia † | 10 | 6 | 0 | .625 |
| Washington † | 10 | 6 | 0 | .625 |
| Dallas | 7 | 9 | 0 | .438 |
| Phoenix | 5 | 11 | 0 | .313 |

AFC Championship: Buffalo 51, L.A. Raiders 3
NFC Championship: N.Y. Giants 15, San Francisco 13
Super Bowl XXV: N.Y. Giants 20, Buffalo 19

REGULAR STARTERS

| OFFENSE | | DEFENSE | |
|-----------|-----------------|-------------|----------------|
| WR | Robb Thomas | LE | Neil Smith |
| LT | John Alt | NT | Dan Saleaumua |
| LG | Frank Winters | RE | Bill Maas |
| | Dave Szott | LOLB | Chris Martin |
| C | Mike Webster | LILB | Percy Snow |
| | Tim Grunhard | RILB | Dino Hackett |
| RG | Dave Lutz | ROLB | Derrick Thomas |
| RT | Rich Baldinger | LCB | Albert Lewis |
| TE | Alfredo Roberts | RCB | Kevin Ross |
| | Jonathan Hayes | SS | Kevin Porter |
| WR | Stephone Paige | FS | Jeff Donaldson |
| QB | Steve DeBerg | | Deron Cherry |
| FB | Bill Jones | P | Bryan Barker |
| RB | Christian Okoye | | Kelly Goodburn |
| K | Nick Lowery | | |

PRO BOWLERS IN BOLD

TEAM STATISTICS

| | CHIEFS | OPP. |
|-----------------------------------|------------|-----------|
| TOTAL FIRST DOWNS | 280 | 268 |
| Rushing/Passing/Penalty | 104/153/23 | 85/164/19 |
| 3rd Down: Made/Att. | 91/222 | 81/204 |
| 3rd Down Pct. | 41.0 | 39.7 |
| 4th Down: Made/Att. | 7/10 | 3/15 |
| 4th Down Pct. | 70.0 | 20.0 |
| TOTAL NET YARDS | 5215 | 4881 |
| Avg. Per Game | 325.9 | 305.1 |
| Total Plays | 975 | 945 |
| Avg. Per Play | 5.3 | 5.2 |
| NET YARDS RUSHING | 1948 | 1640 |
| Avg. Per Game | 121.8 | 102.5 |
| Total Rushes | 504 | 373 |
| Avg. Per Play | 3.9 | 4.4 |
| NET YARDS PASSING | 3267 | 3241 |
| Avg. Per Game | 204.2 | 202.6 |
| Sacked/Yards Lost | 22/191 | 60/421 |
| Gross Yards | 3458 | 3662 |
| Attempts/Completions | 449/260 | 512/267 |
| Pct. of Completions | 57.9 | 52.1 |
| Had Intercepted | 5 | 20 |
| PUNTS/AVERAGE | 81/38.7 | 72/37.0 |
| Net Punting Avg. | 32.9 | 32.3 |
| PUNT RETURNS/YARDS | 37/254 | 44/411 |
| KICKOFF RETURNS/YARDS | 46/784 | 81/1391 |
| PENALTIES/YARDS | 111/886 | 122/859 |
| FUMBLES/LOST | 30/14 | 38/25 |
| TOUCHDOWNS | 38 | 30 |
| Rushing/Passing | 11/23 | 12/16 |
| Defensive/Kicking Game | 2/2 | 0/2 |
| TIME OF POSSESSION | 31:30 | 28:30 |

| SCORE BY PERIODS | 1 | 2 | 3 | 4 | OT | Total |
|---------------------|-----------|------------|-----------|-----------|----------|------------|
| CHIEFS TOTAL | 86 | 123 | 71 | 89 | 0 | 369 |
| Opp. Total | 48 | 66 | 62 | 81 | 0 | 257 |



1989

KANSAS CITY CHIEFS



8-7-1 • 2nd AFC West • Marty Schottenheimer

Preseason (1-3)

| | | | | |
|------|---|----------|----------------------------|--------|
| 8/12 | L | 13-23 | at Minnesota (Memphis, TN) | 63,528 |
| 8/20 | L | 7-45 | N.Y. GIANTS | 36,820 |
| 8/27 | W | 22-17 | at Chicago | 56,343 |
| 9/1 | L | 13-15 OT | N.Y. JETS | 41,105 |

Regular Season (8-7-1)

| | | | | |
|-------|---|----------|-----------------|--------|
| 9/10 | L | 20-34 | at Denver | 74,284 |
| 9/17 | W | 24-19 | L.A. RAIDERS | 71,741 |
| 9/24 | L | 6-21 | at San Diego | 40,128 |
| 10/1 | L | 17-21 | CINCINNATI | 61,356 |
| 10/8 | W | 20-16 | at Seattle | 60,715 |
| 10/15 | L | 14-20 | at L.A. Raiders | 40,453 |
| 10/22 | W | 36-28 | DALLAS | 76,841 |
| 10/29 | L | 17-23 | at Pittsburgh | 54,194 |
| 11/5 | W | 20-10 | SEATTLE | 54,489 |
| 11/12 | L | 13-16 | DENVER | 76,245 |
| 11/19 | T | 10-10 OT | at Cleveland | 77,922 |
| 11/26 | W | 34-0 | HOUSTON | 51,342 |
| 12/3 | W | 26-21 | MIAMI | 54,610 |
| 12/10 | W | 21-3 | at Green Bay | 56,694 |
| 12/17 | L | 13-20 | SAN DIEGO | 40,623 |
| 12/24 | W | 27-24 | at Miami | 43,612 |

INDIVIDUAL STATISTICS

| | Att. | Cmp. | PASSING | | TD | Int | LG | Rating |
|----------------------|------------|------------|-------------|-------------|-----------|-----------|-----------|-------------|
| | | | Yds. | Pct. | | | | |
| DeBerg | 324 | 196 | 2529 | 60.5 | 11 | 16 | 50 | 75.8 |
| Jaworski | 61 | 36 | 385 | 59.0 | 2 | 5 | 32 | 54.3 |
| Pelluer | 47 | 26 | 301 | 55.3 | 1 | 0 | 24 | 82.0 |
| Elkins | 2 | 1 | 5 | 50.0 | 0 | 1 | 5 | 16.7 |
| Saxon | 1 | 0 | 0 | 0.0 | 0 | 1 | 0 | 0.0 |
| CHIEFS TOTALS | 435 | 259 | 3220 | 59.5 | 14 | 23 | 50 | 71.2 |
| Opp. Total | 471 | 236 | 2821 | 50.1 | 16 | 15 | 64t | 66.8 |

| | No. | PASS RECEIVING | | LG | TD |
|----------------------|------------|----------------|-------------|-----------|-----------|
| | | Yds. | Avg. | | |
| Paige | 44 | 759 | 17.3 | 50 | 2 |
| Mandley | 35 | 476 | 13.6 | 44 | 1 |
| McNair | 34 | 372 | 10.9 | 24 | 1 |
| Harry | 33 | 430 | 13.0 | 25 | 2 |
| Heard | 25 | 246 | 9.8 | 27 | 1 |
| Weathers | 17 | 192 | 11.3 | 27 | 0 |
| Hayes | 18 | 229 | 12.7 | 23 | 2 |
| Saxon | 11 | 86 | 7.8 | 18 | 0 |
| Dressel | 9 | 136 | 15.1 | 49t | 1 |
| R. Thomas | 8 | 58 | 7.3 | 12 | 2 |
| Roberts | 8 | 55 | 6.9 | 25 | 1 |
| Carson | 7 | 95 | 13.6 | 28 | 1 |
| Worthen | 5 | 69 | 13.8 | 21 | 0 |
| Okoye | 2 | 12 | 6.0 | 8 | 0 |
| Gamble | 2 | 2 | 1.0 | 6 | 0 |
| Carruth | 1 | 3 | 3.0 | 3 | 0 |
| CHIEFS TOTALS | 259 | 3220 | 12.4 | 50 | 14 |
| Opp. Total | 236 | 2821 | 12.0 | 64t | 16 |

| | No. | RUSHING | | LG | TD |
|----------------------|------------|-------------|------------|-----------|-----------|
| | | Yds. | Avg. | | |
| Okoye | 370 | 1480 | 4.0 | 59 | 12 |
| Saxon | 58 | 233 | 4.0 | 19 | 3 |
| Heard | 63 | 216 | 3.4 | 28 | 0 |
| Pelluer | 17 | 143 | 8.4 | 27 | 2 |
| McNair | 23 | 121 | 5.3 | 25 | 0 |
| Gamble | 6 | 24 | 4.0 | 20 | 1 |
| Harry | 1 | 9 | 9.0 | 9 | 0 |
| Jaworski | 4 | 5 | 1.3 | 4 | 0 |
| Agee | 1 | 3 | 3.0 | 3 | 0 |
| Mandley | 2 | 1 | 0.5 | 8 | 0 |
| DeBerg | 14 | -8 | -0.6 | 15 | 0 |
| CHIEFS TOTALS | 559 | 2227 | 4.0 | 59 | 18 |
| Opp. Total | 445 | 1766 | 4.0 | 63t | 9 |

TEAM LEADERS

Scoring: Nick Lowery 106 pts: 34 PATs, 24 FGs
 INTs: Albert Lewis 4-37 yds., 0 TDs
 Kevin Ross 4-29 yds., 0 TDs
 Tackles: Deron Cherry 87 (45 solo)
 Sacks: Derrick Thomas 10.0 (-95.5 yds.)
 Punting: Kelly Goodburn 67-2688 yds., 40.1 avg., 25 In 20, 54 LG
 Punt Returns: Pete Mandley 19-151 yds., 7.9 avg., 0 TDs
 Kickoff Returns: Danny Copeland 26-466 yds., 17.9 avg., 0 TDs

LEAGUE STANDINGS



AMERICAN FOOTBALL CONFERENCE

| Western Division | | | | |
|------------------|----|----|---|------|
| | W | L | T | Pct. |
| Denver | 11 | 5 | 0 | .688 |
| Kansas City | 8 | 7 | 1 | .531 |
| L.A. Raiders | 8 | 8 | 0 | .500 |
| Seattle | 7 | 9 | 0 | .438 |
| San Diego | 6 | 10 | 0 | .375 |
| Central Division | | | | |
| | W | L | T | Pct. |
| Cleveland | 9 | 6 | 1 | .594 |
| Houston † | 9 | 7 | 0 | .563 |
| Pittsburgh † | 9 | 7 | 0 | .563 |
| Cincinnati | 8 | 8 | 0 | .500 |
| Eastern Division | | | | |
| | W | L | T | Pct. |
| Buffalo | 9 | 7 | 0 | .563 |
| Indianapolis | 8 | 8 | 0 | .500 |
| Miami | 8 | 8 | 0 | .500 |
| New England | 5 | 11 | 0 | .313 |
| N.Y. Jets | 4 | 12 | 0 | .250 |



NATIONAL FOOTBALL CONFERENCE

| Western Division | | | | |
|------------------|----|----|---|------|
| | W | L | T | Pct. |
| San Francisco | 14 | 2 | 0 | .875 |
| L.A. Rams † | 11 | 5 | 0 | .688 |
| New Orleans | 9 | 7 | 0 | .563 |
| Atlanta | 3 | 13 | 0 | .188 |
| Central Division | | | | |
| | W | L | T | Pct. |
| Minnesota | 10 | 6 | 0 | .625 |
| Green Bay | 10 | 6 | 0 | .625 |
| Detroit | 7 | 9 | 0 | .438 |
| Chicago | 6 | 10 | 0 | .375 |
| Tampa Bay | 5 | 11 | 0 | .313 |
| Eastern Division | | | | |
| | W | L | T | Pct. |
| N.Y. Giants | 12 | 4 | 0 | .750 |
| Philadelphia † | 11 | 5 | 0 | .688 |
| Washington | 10 | 6 | 0 | .625 |
| Phoenix | 5 | 11 | 0 | .313 |
| Dallas | 1 | 15 | 0 | .063 |

AFC Championship: Denver 37, Cleveland 21
 NFC Championship: San Francisco 30, L.A. Rams 3
 Super Bowl XXIV: San Francisco 55, Denver 10

REGULAR STARTERS

| OFFENSE | | DEFENSE | |
|---------|-----------------|---------|-------------------|
| WR | Pete Mandley | LE | Neil Smith |
| LT | John Alt | NT | Bill Maas |
| LG | Mark Adickes | | Dan Saleaumua |
| C | Mike Webster | RE | Mike Bell |
| RG | Dave Lutz | | Leonard Griffin |
| RT | Irv Eatman | LOLB | Chris Martin |
| TE | Jonathan Hayes | LILB | Walker Lee Ashley |
| WR | Stephone Paige | RILB | Dino Hackett |
| QB | Steve DeBerg | ROLB | Derrick Thomas |
| RB | Christian Okoye | LCB | Albert Lewis |
| RB | Herman Heard | RCB | Kevin Ross |
| K | Nick Lowery | SS | Kevin Porter |
| | | FS | Deron Cherry |
| | | P | Kelly Goodburn |

PRO BOWLERS IN BOLD

TEAM STATISTICS

| | CHIEFS | OPP. |
|-------------------------|------------|-----------|
| TOTAL FIRST DOWNS | 304 | 252 |
| Rushing/Passing/Penalty | 120/165/19 | 92/140/20 |
| 3rd Down: Made/Att. | 88/208 | 81/211 |
| 3rd Down Pct. | 42.3 | 38.4 |
| 4th Down: Made/Att. | 6/9 | 8/15 |
| 4th Down Pct. | 66.7 | 53.3 |
| TOTAL NET YARDS | 5265 | 4293 |
| Avg. Per Game | 329.1 | 268.3 |
| Total Plays | 1017 | 952 |
| Avg. Per Play | 5.2 | 4.5 |
| NET YARDS RUSHING | 2227 | 1766 |
| Avg. Per Game | 139.2 | 110.4 |
| Total Rushes | 559 | 445 |
| Avg. Per Play | 4.0 | 4.0 |
| Net Yards Passing | 3038 | 2527 |
| Avg. Per Game | 189.9 | 157.9 |
| Sacked/Yards Lost | 23/182 | 36/294 |
| Gross Yards | 3220 | 2821 |
| Attempts/Completions | 435/259 | 471/236 |
| Pct. of Completions | 59.5 | 50.1 |
| Had Intercepted | 23 | 15 |
| PUNTS/AVERAGE | 67/40.1 | 82/39.1 |
| Net Punting Avg. | 33.8 | 32.9 |
| PUNT RETURNS/YARDS | 44/331 | 40/325 |
| KICKOFF RETURNS/YARDS | 52/915 | 55/1156 |
| PENALTIES/YARDS | 116/878 | 102/797 |
| FUMBLES/LOST | 32/18 | 32/18 |
| TOUCHDOWNS | 35 | 32 |
| Rushing/Passing | 18/14 | 9/16 |
| Defensive/Kicking Game | 2/1 | 5/2 |
| TIME OF POSSESSION | 32:35 | 27:25 |

| SCORE BY PERIODS | 1 | 2 | 3 | 4 | OT | Total |
|------------------|----|-----|----|----|----|-------|
| CHIEFS TOTAL | 67 | 137 | 53 | 61 | 0 | 318 |
| Opp. Total | 74 | 83 | 47 | 82 | 0 | 286 |





4-11-1 • 5th AFC West • Frank Gansz

Preseason (2-1-1)

| | | | | |
|------|---|----------|------------------------------|--------|
| 8/6 | W | 34-21 | CINCINNATI | 31,947 |
| 8/13 | W | 27-13 | at Atlanta | 23,369 |
| 8/19 | T | 21-21 OT | at Green Bay (Milwaukee, WI) | 32,361 |
| 8/25 | L | 21-41 | PHOENIX | 36,883 |

Regular Season (4-11-1)

| | | | | |
|-------|---|----------|-----------------|--------|
| 9/4 | L | 3-6 | CLEVELAND | 55,654 |
| 9/11 | L | 10-31 | at Seattle | 61,512 |
| 9/18 | W | 20-13 | DENVER | 63,268 |
| 9/25 | L | 23-24 | SAN DIEGO | 45,498 |
| 10/2 | T | 17-17 OT | at N.Y. Jets | 66,110 |
| 10/9 | L | 6-7 | at Houston | 39,134 |
| 10/16 | L | 17-27 | L.A. RAIDERS | 77,078 |
| 10/23 | L | 6-7 | DETROIT | 66,926 |
| 10/30 | L | 10-17 | at L.A. Raiders | 36,103 |
| 11/6 | L | 11-17 | at Denver | 74,227 |
| 11/13 | W | 31-28 | CINCINNATI | 34,614 |
| 11/20 | W | 27-24 | SEATTLE | 33,152 |
| 11/27 | L | 10-16 | at Pittsburgh | 42,057 |
| 12/4 | W | 38-34 | N.Y. JETS | 30,059 |
| 12/11 | L | 12-28 | at N.Y. Giants | 69,809 |
| 12/18 | L | 13-24 | at San Diego | 26,339 |

INDIVIDUAL STATISTICS

| | Att. | Cmp. | PASSING | | | Int | LG | Rating |
|----------------------|------------|------------|-------------|-------------|-----------|-----------|------------|-------------|
| | | | Yds. | Pct. | TD | | | |
| DeBerg | 414 | 224 | 2935 | 54.1 | 16 | 16 | 80t | 73.5 |
| Kenney | 114 | 58 | 549 | 50.9 | 0 | 5 | 25 | 46.3 |
| CHIEFS TOTALS | 528 | 282 | 3484 | 53.4 | 16 | 21 | 80t | 67.6 |
| Opp. Total | 410 | 214 | 2591 | 52.2 | 12 | 18 | 42t | 63.4 |

| | No. | PASS RECEIVING | | LG | TD |
|----------------------|------------|----------------|-------------|------------|-----------|
| | | Yds. | Avg. | | |
| Paige | 61 | 902 | 14.8 | 49 | 7 |
| Palmer | 53 | 611 | 11.5 | 71t | 4 |
| Carson | 46 | 711 | 15.5 | 80t | 3 |
| Harry | 26 | 362 | 13.9 | 38 | 1 |
| Hayes | 22 | 233 | 10.6 | 25 | 1 |
| Heard | 20 | 198 | 9.9 | 32 | 0 |
| Saxon | 19 | 177 | 9.3 | 22 | 0 |
| Roberts | 10 | 104 | 10.4 | 20 | 0 |
| Taylor | 9 | 105 | 11.7 | 36 | 0 |
| Okoye | 8 | 51 | 6.4 | 12 | 0 |
| Moriarty | 6 | 40 | 6.7 | 12 | 0 |
| Colbert | 1 | -3 | -3.0 | -3 | 0 |
| Gamble | 1 | -7 | -7.0 | -7 | 0 |
| CHIEFS TOTALS | 282 | 3484 | 12.4 | 80t | 16 |
| Opp. Total | 214 | 2591 | 12.1 | 42t | 12 |

| | No. | RUSHING | | LG | TD |
|----------------------|------------|-------------|------------|-----------|----------|
| | | Yds. | Avg. | | |
| Okoye | 105 | 473 | 4.5 | 48 | 3 |
| Palmer | 134 | 452 | 3.4 | 26t | 2 |
| Heard | 106 | 438 | 4.1 | 20 | 0 |
| Saxon | 60 | 236 | 3.9 | 14 | 2 |
| Moriarty | 20 | 62 | 3.1 | 9 | 0 |
| DeBerg | 18 | 30 | 1.7 | 13 | 1 |
| Goodburn | 1 | 15 | 15.0 | 15 | 0 |
| Kenney | 2 | 4 | 2.0 | 2 | 0 |
| Taylor | 1 | 2 | 2.0 | 2 | 0 |
| Carson | 1 | 1 | 1.0 | 1 | 0 |
| CHIEFS TOTALS | 448 | 1713 | 3.8 | 48 | 8 |
| Opp. Total | 609 | 2592 | 4.3 | 36 | 23 |

TEAM LEADERS

Scoring: Nick Lowery 104 pts: 23 PATs, 27 FGs
INTs: Deron Cherry 7-51 yds., 0 TDs
Tackles: Deron Cherry 151 (90 solo)
Sacks: Bill Maas 4.0 (-34.0 yds.)
Punting: Kelly Goodburn 76-3059 yds., 40.3 avg., 10 In 20, 59 LG
Punt Returns: Kitrick Taylor 29-187 yds., 6.4 avg., 0 TDs
Kickoff Returns: Kenny Gamble 15-291 yds., 19.4 avg., 0 TDs

LEAGUE STANDINGS



AMERICAN FOOTBALL CONFERENCE

| Western Division | | | | |
|------------------|----|----|---|------|
| | W | L | T | Pct. |
| Seattle | 9 | 7 | 0 | .563 |
| Denver | 8 | 8 | 0 | .500 |
| L.A. Raiders | 7 | 9 | 0 | .438 |
| San Diego | 6 | 10 | 0 | .375 |
| Kansas City | 4 | 11 | 1 | .281 |
| Central Division | | | | |
| | W | L | T | Pct. |
| Cincinnati | 12 | 4 | 0 | .750 |
| Cleveland † | 10 | 6 | 0 | .625 |
| Houston † | 10 | 6 | 0 | .625 |
| Pittsburgh | 5 | 11 | 0 | .313 |
| Eastern Division | | | | |
| | W | L | T | Pct. |
| Buffalo | 12 | 4 | 0 | .750 |
| Indianapolis | 9 | 7 | 0 | .563 |
| New England | 9 | 7 | 0 | .563 |
| N.Y. Jets | 8 | 7 | 1 | .531 |
| Miami | 6 | 10 | 0 | .375 |



NATIONAL FOOTBALL CONFERENCE

| Western Division | | | | |
|------------------|----|----|---|------|
| | W | L | T | Pct. |
| San Francisco | 10 | 6 | 0 | .625 |
| L.A. Rams † | 10 | 6 | 0 | .625 |
| New Orleans | 10 | 6 | 0 | .625 |
| Atlanta | 5 | 11 | 0 | .313 |
| Central Division | | | | |
| | W | L | T | Pct. |
| Chicago | 12 | 4 | 0 | .750 |
| Minnesota † | 11 | 5 | 0 | .688 |
| Tampa Bay | 5 | 11 | 0 | .313 |
| Detroit | 4 | 12 | 0 | .250 |
| Green Bay | 4 | 12 | 0 | .250 |
| Eastern Division | | | | |
| | W | L | T | Pct. |
| Philadelphia | 10 | 6 | 0 | .625 |
| N.Y. Giants | 10 | 6 | 0 | .625 |
| Washington | 7 | 9 | 0 | .438 |
| Phoenix | 7 | 9 | 0 | .438 |
| Dallas | 3 | 13 | 0 | .188 |

AFC Championship: Cincinnati 21, Buffalo 10
NFC Championship: San Francisco 28, Chicago 3
Super Bowl XXIII: San Francisco 20, Cincinnati 16

REGULAR STARTERS

| OFFENSE | | DEFENSE | |
|-----------|-----------------|-------------|-----------------|
| WR | Carlos Carson | LE | Leonard Griffin |
| LT | John Alt | | Neil Smith |
| LG | Rich Baldinger | NT | Bill Maas |
| C | Tom Baugh | RE | Mike Bell |
| RG | Mark Adickes | LOLB | Jack Del Rio |
| RT | Irv Eatman | LILB | Aaron Pearson |
| TE | Alfredo Roberts | RILB | Dino Hackett |
| | Jonathan Hayes | ROLB | Tim Coffield |
| WR | Stephone Paige | LCB | Albert Lewis |
| QB | Steve DeBerg | RCB | Kevin Ross |
| RB | Christian Okoye | SS | Lloyd Burruss |
| RB | Paul Palmer | | Kevin Porter |
| K | Nick Lowery | FS | Deron Cherry |
| | | P | Kelly Goodburn |

PRO BOWLERS IN BOLD

TEAM STATISTICS

| | CHIEFS | OPP. |
|-------------------------|------------|------------|
| TOTAL FIRST DOWNS | 289 | 318 |
| Rushing/Passing/Penalty | 104/161/24 | 162/136/20 |
| 3rd Down: Made/Att. | 88/224 | 94/209 |
| 3rd Down Pct. | 39.3 | 45.0 |
| 4th Down: Made/Att. | 12/18 | 6/13 |
| 4th Down Pct. | 66.7 | 46.2 |
| TOTAL NET YARDS | 4844 | 5026 |
| Avg. Per Game | 302.8 | 314.1 |
| Total Plays | 1019 | 1042 |
| Avg. Per Play | 4.8 | 4.8 |
| NET YARDS RUSHING | 1713 | 2592 |
| Avg. Per Game | 107.1 | 162.0 |
| Total Rushes | 448 | 609 |
| Avg. Per Play | 3.8 | 4.3 |
| NET YARDS PASSING | 3131 | 2434 |
| Avg. Per Game | 195.7 | 152.1 |
| Sacked/Yards Lost | 43/353 | 23/157 |
| Gross Yards | 3484 | 2591 |
| Attempts/Completions | 528/282 | 410/214 |
| Pct. of Completions | 53.4 | 52.2 |
| Had Intercepted | 21 | 18 |
| PUNTS/AVERAGE | 76/40.3 | 63/40.2 |
| Net Punting Avg. | 31.9 | 34.2 |
| PUNT RETURNS/YARDS | 32/215 | 48/473 |
| KICKOFF RETURNS/YARDS | 56/925 | 57/1380 |
| PENALTIES/YARDS | 85/636 | 106/854 |
| FUMBLES/LOST | 21/12 | 30/13 |
| TOUCHDOWNS | 24 | 39 |
| Rushing/Passing | 8/16 | 23/12 |
| Defensive/Kicking Game | 0/0 | 2/2 |
| TIME OF POSSESSION | 28:04 | 31:256 |

| SCORE BY PERIODS | 1 | 2 | 3 | 4 | OT | Total |
|---------------------|-----------|-----------|-----------|-----------|----------|------------|
| CHIEFS TOTAL | 51 | 74 | 47 | 82 | 0 | 254 |
| Opp. Total | 77 | 118 | 52 | 73 | 0 | 320 |



1987

KANSAS CITY CHIEFS



4-11 • 5th AFC West • Frank Gansz

| | | Preseason (4-1) | | |
|-------|------------|--------------------------------|--------|--|
| 8/8 | L 7-20 | at San Francisco | 23,826 | |
| | | Hall of Fame Game (Canton, OH) | | |
| 8/13 | W 32-20 | at Houston | 30,147 | |
| 8/22 | W 13-10 | ATLANTA | 39,164 | |
| 8/29 | W 34-14 | BUFFALO | 43,887 | |
| 9/6 | W 13-10 OT | St. Louis (Memphis, TN) | 62,353 | |
| | | Regular Season (4-11) | | |
| 9/13 | W 20-13 | SAN DIEGO | 56,940 | |
| 9/20 | L 14-43 | at Seattle | 61,667 | |
| 9/27 | | MINNESOTA (Cancelled/Strike) | | |
| 10/4 | L 17-35 | # at L.A. Raiders | 10,708 | |
| 10/11 | L 0-42 | # at Miami | 25,867 | |
| 10/18 | L 17-26 | # DENVER | 20,296 | |
| 10/25 | L 21-42 | at San Diego | 47,972 | |
| 11/1 | L 28-31 | at Chicago | 63,498 | |
| 11/8 | L 16-17 | PITTSBURGH | 45,249 | |
| 11/15 | L 9-16 | N.Y. JETS | 40,718 | |
| 11/22 | L 3-23 | GREEN BAY | 34,611 | |
| 11/26 | W 27-20 | at Detroit (Thur) (Thnks) | 43,820 | |
| 12/6 | L 27-30 OT | at Cincinnati | 46,489 | |
| 12/13 | W 16-10 | L.A. RAIDERS | 63,834 | |
| 12/19 | L 17-20 | at Denver (Sat) | 75,053 | |
| 12/27 | W 41-20 | SEATTLE | 20,370 | |

#-Replacement Games

INDIVIDUAL STATISTICS

| | PASSING | | | | | | | |
|----------------------|------------|------------|-------------|-------------|-----------|-----------|------------|-------------|
| | Att. | Cmp. | Yds. | Pct. | TD | Int | LG | Rating |
| Kenney | 273 | 154 | 2107 | 56.4 | 15 | 9 | 81t | 85.8 |
| Seuer | 55 | 26 | 340 | 47.3 | 0 | 4 | 33 | 36.9 |
| Blackledge | 31 | 15 | 154 | 48.4 | 1 | 1 | 19 | 60.4 |
| Palmer | 1 | 0 | 0 | 0.0 | 0 | 0 | 0 | 39.6 |
| Others | 72 | 41 | 384 | 56.9 | 1 | 3 | 23 | 42.2 |
| CHIEFS TOTALS | 432 | 236 | 2985 | 54.6 | 17 | 17 | 81t | 73.1 |
| Opp. Total | 484 | 279 | 3473 | 57.6 | 25 | 11 | 44 | 87.8 |

| | PASS RECEIVING | | | |
|----------------------|----------------|-------------|-------------|------------|
| | No. | Yds. | Avg. | LG |
| Carson | 55 | 1044 | 19.0 | 81t |
| Paige | 43 | 707 | 16.4 | 51 |
| Okoye | 24 | 169 | 7.0 | 22 |
| Hayes | 21 | 272 | 13.0 | 33 |
| Heard | 14 | 118 | 8.4 | 15 |
| Marshall | 10 | 126 | 12.6 | 19 |
| Moriarty | 10 | 37 | 3.7 | 8 |
| Coffman | 5 | 42 | 8.4 | 13t |
| Palmer | 4 | 27 | 6.8 | 10 |
| Arnold | 3 | 26 | 8.7 | 10 |
| D. Colbert | 3 | 21 | 7.0 | 9 |
| Keel | 2 | 9 | 4.5 | 6 |
| Adickes | 1 | 3 | 3.0 | 3t |
| Others | 41 | 384 | 9.4 | 23 |
| CHIEFS TOTALS | 236 | 2985 | 12.6 | 81t |
| Opp. Total | 279 | 3473 | 12.4 | 44 |

| | RUSHING | | | |
|----------------------|------------|-------------|------------|------------|
| | No. | Yds. | Avg. | LG |
| Okoye | 157 | 660 | 4.2 | 43t |
| Heard | 82 | 466 | 5.7 | 64t |
| Palmer | 24 | 155 | 6.5 | 35 |
| Moriarty | 30 | 107 | 3.6 | 11 |
| Seurer | 9 | 33 | 4.1 | 11 |
| Blackledge | 5 | 21 | 4.2 | 11 |
| Goodburn | 1 | 16 | 16.0 | 16 |
| Clemons | 2 | 7 | 3.5 | 7 |
| Kenney | 12 | -2 | -0.2 | 6 |
| Carson | 1 | -7 | -7.0 | -7 |
| Others | 96 | 343 | 3.6 | 17 |
| CHIEFS TOTALS | 419 | 1799 | 4.3 | 64t |
| Opp. Total | 535 | 2333 | 4.4 | 48 |

TEAM LEADERS

Scoring: Nick Lowery 83 pts: 26 PATs, 19 FGs
 INTs: Deron Cherry 3-58 yds., 0 TDs
 Kevin Ross 3-40 yds., 0 TDs
 Tackles: Dino Hackett 103 (74 solo)
 Sacks: Mike Bell 6.5 (-44.0 yds.)
 Punting: Kelly Goodburn 76-3059 yds., 40.3 avg., 13 In 20, 55 LG
 Punt Returns: Kitrick Taylor 29-187 yds., 6.4 avg., 0 TDs
 Kickoff Returns: Kenny Gamble 15-291 yds., 19.4 avg., 0 TDs

LEAGUE STANDINGS



AMERICAN FOOTBALL CONFERENCE

Western Division

| | W | L | T | Pct. |
|--------------|----|----|---|------|
| Denver | 10 | 4 | 1 | .700 |
| Seattle † | 9 | 6 | 0 | .600 |
| San Diego | 8 | 7 | 0 | .533 |
| L.A. Raiders | 5 | 10 | 0 | .333 |
| Kansas City | 4 | 11 | 0 | .267 |

Central Division

| | W | L | T | Pct. |
|------------|----|----|---|------|
| Cleveland | 10 | 5 | 0 | .667 |
| Houston † | 9 | 6 | 0 | .600 |
| Pittsburgh | 8 | 7 | 0 | .533 |
| Cincinnati | 4 | 11 | 0 | .267 |

Eastern Division

| | W | L | T | Pct. |
|--------------|---|---|---|------|
| Indianapolis | 9 | 6 | 0 | .600 |
| New England | 8 | 7 | 0 | .533 |
| Miami | 8 | 7 | 0 | .533 |
| Buffalo | 7 | 8 | 0 | .467 |
| N.Y. Jets | 6 | 9 | 0 | .400 |



NATIONAL FOOTBALL CONFERENCE

Western Division

| | W | L | T | Pct. |
|---------------|----|----|---|------|
| San Francisco | 13 | 2 | 0 | .867 |
| New Orleans † | 12 | 3 | 0 | .800 |
| L.A. Rams | 6 | 9 | 0 | .400 |
| Atlanta | 3 | 12 | 0 | .200 |

Central Division

| | W | L | T | Pct. |
|-------------|----|----|---|------|
| Chicago | 11 | 4 | 0 | .733 |
| Minnesota † | 8 | 7 | 0 | .533 |
| Green Bay | 5 | 9 | 1 | .367 |
| Tampa Bay | 4 | 11 | 0 | .267 |
| Detroit | 4 | 11 | 0 | .267 |

Eastern Division

| | W | L | T | Pct. |
|--------------|----|---|---|------|
| Washington | 11 | 4 | 0 | .733 |
| Dallas | 7 | 8 | 0 | .467 |
| St. Louis | 7 | 8 | 0 | .467 |
| Philadelphia | 7 | 8 | 0 | .467 |
| N.Y. Giants | 6 | 9 | 0 | .400 |

AFC Championship: Denver 38, Cleveland 33
 NFC Championship: Washington 17, Minnesota 10
 Super Bowl XXII: Washington 42, Denver 10

REGULAR STARTERS

OFFENSE

WR Carlos Carson
 LT John Alt
 LG Rich Baldinger
 C Tom Baugh
 RG Rick Donnalley
 RT Mark Adickes
 TE Jonathan Hayes
 WR Stephone Paige
 QB Bill Kenney
 RB Christian Okoye
 RB Herman Heard
 K Nick Lowery

DEFENSE

LE Art Still
 NT Bill Maas
 RT Pete Koch
 RE Mike Bell
 OLB Louis Cooper
 ILB Aaron Pearson
 MLB Dino Hackett
 OLB Tim Coffield
 Jack Del Rio
 LCB Albert Lewis
 RCB Kevin Ross
 SS Lloyd Burruss
 FS Deron Cherry
 P Kelly Goodburn

*Does not include replacement players.

PRO BOWLERS IN BOLD

TEAM STATISTICS

| | CHIEFS | OPP. |
|-------------------------|-----------|------------|
| TOTAL FIRST DOWNS | 265 | 344 |
| Rushing/Passing/Penalty | 97/141/27 | 139/172/33 |
| 3rd Down: Made/Att. | 77/192 | 92/206 |
| 3rd Down Pct. | 40.1 | 44.7 |
| 4th Down: Made/Att. | 4/10 | 5/15 |
| 4th Down Pct. | 40.0 | 33.3 |
| TOTAL NET YARDS | 4418 | 5639 |
| Avg. Per Game | 294.5 | 375.9 |
| Total Plays | 899 | 1045 |
| Avg. Per Play | 4.9 | 5.4 |
| NET YARDS RUSHING | 1799 | 2333 |
| Avg. Per Game | 119.9 | 155.5 |
| Total Rushes | 419 | 535 |
| Avg. Per Play | 4.3 | 4.7 |
| NET YARDS PASSING | 2619 | 3306 |
| Avg. Per Game | 174.6 | 220.4 |
| Sacked/Yards Lost | 48/366 | 26/167 |
| Gross Yards | 2985 | 3473 |
| Attempts/Completions | 432/236 | 484/279 |
| Pct. of Completions | 54.6 | 57.6 |
| Had Intercepted | 17 | 11 |
| PUNTS/AVERAGE | 69/40.4 | 56/40.4 |
| Net Punting Avg. | 32.3 | 31.7 |
| PUNT RETURNS/YARDS | 32/346 | 43/442 |
| KICKOFF RETURNS/YARDS | 70/1437 | 55/1263 |
| PENALTIES/YARDS | 108/861 | 112/936 |
| FUMBLES/LOST | 41/24 | 24/17 |
| TOUCHDOWNS | 30 | 45 |
| Rushing/Passing | 7/17 | 16/25 |
| Defensive/Kicking Game | 1/5 | 3/1 |
| TIME OF POSSESSION | 27:11 | 32:49 |

| SCORE BY PERIODS | 1 | 2 | 3 | 4 | OT | Total |
|------------------|----|-----|----|----|----|-------|
| CHIEFS TOTAL | 55 | 88 | 74 | 56 | 0 | 273 |
| Opp. Total | 88 | 116 | 93 | 88 | 3 | 388 |



1986

KANSAS CITY CHIEFS



10-6 • 2nd AFC West • John Mackovic

Preseason (2-2)

| | | | | |
|------|---|-------|----------------|--------|
| 8/9 | W | 20-0 | CINCINNATI | 30,067 |
| 8/16 | W | 27-26 | at St. Louis | 30,305 |
| 8/23 | L | 6-13 | BUFFALO | 39,911 |
| 8/30 | L | 10-13 | at New Orleans | 47,945 |

Regular Season (10-6)

| | | | | |
|-------|---|-------|-----------------|--------|
| 9/7 | W | 24-14 | CINCINNATI | 43,430 |
| 9/14 | L | 17-23 | at Seattle | 64,947 |
| 9/21 | W | 27-13 | HOUSTON | 43,699 |
| 9/28 | W | 20-17 | at Buffalo | 67,555 |
| 10/5 | L | 17-24 | L.A. RAIDERS | 74,430 |
| 10/12 | L | 7-20 | at Cleveland | 72,304 |
| 10/19 | W | 42-41 | SAN DIEGO | 55,767 |
| 10/26 | W | 27-20 | TAMPA BAY | 36,230 |
| 11/2 | W | 24-23 | at San Diego | 44,518 |
| 11/9 | W | 27-7 | SEATTLE | 53,268 |
| 11/16 | L | 17-38 | at Denver | 75,745 |
| 11/23 | L | 14-23 | at St. Louis | 29,680 |
| 11/30 | L | 14-17 | BUFFALO | 31,492 |
| 12/7 | W | 37-10 | DENVER | 47,019 |
| 12/14 | W | 20-17 | at L.A. Raiders | 68,771 |
| 12/21 | W | 24-19 | at Pittsburgh | 47,150 |

AFC Wild Card Playoff Game

| | | | | |
|-------|---|-------|--------------|--------|
| 12/28 | L | 15-35 | at N.Y. Jets | 69,307 |
|-------|---|-------|--------------|--------|

INDIVIDUAL STATISTICS

| | Att. | Cmp. | PASSING | | | Int | LG | Rating |
|----------------------|------------|------------|-------------|-------------|-----------|-----------|------------|-------------|
| | | | Yds. | Pct. | TD | | | |
| Kenney | 308 | 161 | 1922 | 52.3 | 13 | 11 | 56 | 70.8 |
| Blackledge | 211 | 96 | 1200 | 45.5 | 10 | 6 | 70t | 67.6 |
| Green | 1 | 0 | 0 | 0 | 0 | 1 | 0 | 0.0 |
| Marshall | 1 | 0 | 0 | 0 | 0 | 0 | 0 | 39.6 |
| CHIEFS TOTALS | 521 | 257 | 3122 | 49.3 | 23 | 18 | 70t | 68.5 |
| Opp. Total | 569 | 303 | 3555 | 53.3 | 21 | 31 | 51 | 62.1 |

| | No. | PASS RECEIVING | | LG | TD |
|----------------------|------------|----------------|-------------|------------|-----------|
| | | Yds. | Avg. | | |
| Paige | 52 | 829 | 15.9 | 51 | 11 |
| Marshall | 46 | 652 | 14.2 | 31 | 1 |
| J. Smith | 33 | 230 | 7.0 | 18 | 3 |
| Carson | 21 | 497 | 23.7 | 70t | 4 |
| Arnold | 20 | 169 | 8.5 | 27 | 1 |
| Green | 19 | 137 | 7.2 | 17 | 0 |
| Heard | 17 | 83 | 4.9 | 13 | 0 |
| Coffman | 12 | 75 | 6.3 | 10 | 2 |
| Harry | 9 | 211 | 23.4 | 53 | 1 |
| Hayes | 8 | 69 | 8.6 | 16 | 0 |
| Pruitt | 8 | 56 | 7.0 | 13 | 0 |
| Moriarty | 7 | 51 | 7.3 | 19 | 0 |
| Hancock | 4 | 63 | 15.8 | 25 | 0 |
| Kenney | 1 | 0 | 0.0 | 0 | 0 |
| CHIEFS TOTALS | 257 | 3122 | 12.1 | 70t | 23 |
| Opp. Total | 303 | 3555 | 11.7 | 51 | 21 |

| | No. | RUSHING | | LG | TD |
|----------------------|------------|-------------|------------|-----------|-----------|
| | | Yds. | Avg. | | |
| Pruitt | 139 | 448 | 3.2 | 16 | 2 |
| Green | 90 | 314 | 3.5 | 27 | 3 |
| Heard | 71 | 295 | 4.2 | 40 | 2 |
| J. Smith | 54 | 238 | 4.4 | 32 | 3 |
| Moriarty | 35 | 115 | 3.3 | 11 | 0 |
| Blackledge | 23 | 60 | 2.6 | 14 | 0 |
| Kenney | 18 | 0 | 0.0 | 9 | 0 |
| Paige | 2 | -2 | -1.0 | 12 | 0 |
| CHIEFS TOTALS | 432 | 1468 | 3.4 | 40 | 10 |
| Opp. Total | 485 | 1739 | 3.6 | 41t | 13 |

TEAM LEADERS

Scoring: Nick Lowery 100 pts: 43 PATs 19 FGs
 INTs: Deron Cherry 9-150 yds., 0 TDs
 Tackles: Dino Hackett 140 (78 solo)
 Sacks: Art Still 10.5 (-77.0 yds.)
 Punting: Lewis Colbert 99-4033 yds., 40.7 avg., 23 In 20, 56 LG
 Punt Returns: Jeff Smith 29-245 yds., 8.4 avg., 0 TDs
 Kickoff Returns: Boyce Green 10-254 yds., 25.4 avg., 1 TD

LEAGUE STANDINGS



AMERICAN FOOTBALL CONFERENCE

Western Division

| | W | L | T | Pct. |
|---------------|----|----|---|------|
| Denver | 11 | 5 | 0 | .688 |
| Kansas City † | 10 | 6 | 0 | .625 |
| Seattle | 10 | 6 | 0 | .625 |
| L.A. Raiders | 8 | 8 | 0 | .500 |
| San Diego | 4 | 12 | 0 | .250 |

Central Division

| | W | L | T | Pct. |
|------------|----|----|---|------|
| Cleveland | 12 | 4 | 0 | .750 |
| Cincinnati | 10 | 6 | 0 | .625 |
| Pittsburgh | 6 | 10 | 0 | .325 |
| Houston | 5 | 11 | 0 | .313 |

Eastern Division

| | W | L | T | Pct. |
|--------------|----|----|---|------|
| New England | 11 | 5 | 0 | .688 |
| N.Y. Jets † | 10 | 6 | 0 | .625 |
| Miami | 8 | 8 | 0 | .500 |
| Buffalo | 4 | 12 | 0 | .250 |
| Indianapolis | 3 | 13 | 0 | .188 |



NATIONAL FOOTBALL CONFERENCE

Western Division

| | W | L | T | Pct. |
|---------------|----|---|---|------|
| San Francisco | 10 | 5 | 1 | .656 |
| L.A. Rams † | 10 | 6 | 0 | .625 |
| Atlanta | 7 | 8 | 1 | .469 |
| New Orleans | 7 | 9 | 0 | .438 |

Central Division

| | W | L | T | Pct. |
|-----------|----|----|---|------|
| Chicago | 14 | 2 | 0 | .875 |
| Minnesota | 9 | 7 | 0 | .563 |
| Detroit | 5 | 11 | 0 | .313 |
| Green Bay | 4 | 12 | 0 | .250 |
| Tampa Bay | 2 | 14 | 0 | .125 |

Eastern Division

| | W | L | T | Pct. |
|--------------|----|----|---|------|
| N.Y. Giants | 14 | 2 | 0 | .875 |
| Washington † | 12 | 4 | 0 | .750 |
| Dallas | 7 | 9 | 0 | .438 |
| Philadelphia | 5 | 10 | 1 | .344 |
| St. Louis | 4 | 11 | 1 | .281 |

AFC Championship: Denver 23, Cleveland 20 OT

NFC Championship: N.Y. Giants 17, Washington 0

Super Bowl XXI: N.Y. Giants 39, Denver 20

REGULAR STARTERS

OFFENSE

| | |
|----|-----------------|
| WR | Carlos Carson |
| | Henry Marshall |
| LT | Irv Eatman |
| LG | Brad Budde |
| C | Rick Donnalley |
| RG | Mark Adickes |
| RT | Dave Lutz |
| TE | Walt Arnold |
| WR | Stephone Paige |
| QB | Todd Blackledge |
| | Bill Kenney |
| RB | Herman Heard |
| RB | Mike Pruitt |
| K | Nick Lowery |

DEFENSE

| | |
|------|---------------|
| LE | Art Still |
| NT | Bill Maas |
| RE | Pete Koch |
| LOLB | Louis Cooper |
| LILB | Dino Hackett |
| RILB | Scott Radecic |
| ROLB | Tim Cofield |
| LCB | Albert Lewis |
| RCB | Kevin Ross |
| SS | Lloyd Burruss |
| FS | Deron Cherry |
| P | Lewis Colbert |

PRO BOWLERS IN BOLD

TEAM STATISTICS

| | CHIEFS | OPP. |
|----------------------------------|-----------|------------|
| TOTAL FIRST DOWNS | 264 | 310 |
| Rushing/Passing/Penalty | 83/152/29 | 111/173/26 |
| 3rd Down: Made/Att. | 74/220 | 80/224 |
| 3rd Down Pct. | 33.6 | 35.7 |
| 4th Down: Made/Att. | 5/9 | 7/16 |
| 4th Down Pct. | 55.6 | 43.8 |
| TOTAL NET YARDS | 4218 | 4934 |
| Avg. Per Game | 263.6 | 308.4 |
| Total Plays | 1003 | 1098 |
| Avg. Per Play | 4.2 | 4.5 |
| NET YARDS RUSHING | 1468 | 1739 |
| Avg. Per Game | 91.8 | 108.7 |
| Total Rushes | 432 | 485 |
| Avg. Per Play | 3.4 | 3.6 |
| NET YARDS PASSING | 2750 | 3195 |
| Avg. Per Game | 171.9 | 199.7 |
| Sacked/Yards Lost | 50/372 | 44/360 |
| Gross Yards | 3122 | 3555 |
| Attempts/Completions | 521/257 | 569/303 |
| Pct. of Completions | 49.3 | 53.3 |
| Had Intercepted | 18 | 31 |
| PUNTS/AVERAGE | 99/40.7 | 83/37.0 |
| Net Punting Avg. | 33.7 | 30.9 |
| PUNT RETURNS/YARDS | 35/265 | 52/572 |
| KICKOFF RETURNS/YARDS | 56/1117 | 71/1278 |
| PENALTIES/YARDS | 97/829 | 114/965 |
| FUMBLES/LOST | 27/17 | 26/18 |
| TOUCHDOWNS | 43 | 38 |
| Rushing/Passing | 10/23 | 13/21 |
| Returns: Off./Def./Kicking Game* | 1/4/5 | 0/3/1 |
| TIME OF POSSESSION | 28:29 | 31:31 |

| SCORE BY PERIODS | 1 | 2 | 3 | 4 | OT | Total |
|------------------|----|-----|----|----|----|-------|
| CHIEFS TOTAL | 67 | 113 | 83 | 95 | 0 | 358 |
| Opp. Total | 49 | 121 | 90 | 66 | 0 | 326 |



1985

KANSAS CITY CHIEFS



6-10 • 5th AFC West • John Mackovic

Preseason (3-1)

| | | | | |
|------|---|-------|---------------|--------|
| 8/10 | W | 35-27 | at Cincinnati | 41,115 |
| 8/17 | L | 13-31 | NEW ENGLAND | 35,162 |
| 8/24 | W | 24-19 | at Houston | 36,501 |
| 8/31 | W | 17-13 | ST. LOUIS | 38,618 |

Regular Season (6-10)

| | | | | |
|-------|---|-------|-------------------------|--------|
| 9/8 | W | 47-27 | at New Orleans | 57,760 |
| 9/12 | W | 36-20 | L.A. RAIDERS (Thur) (N) | 72,686 |
| 9/22 | L | 0-31 | at Miami | 69,791 |
| 9/29 | W | 28-7 | SEATTLE | 50,485 |
| 10/6 | L | 10-19 | at L.A. Raiders | 55,133 |
| 10/13 | L | 20-31 | at San Diego | 50,067 |
| 10/20 | L | 0-16 | L.A. RAMS | 64,474 |
| 10/27 | L | 10-30 | DENVER | 68,248 |
| 11/3 | L | 20-23 | at Houston | 41,238 |
| 11/10 | L | 28-36 | PITTSBURGH | 46,126 |
| 11/17 | L | 3-31 | at San Francisco | 56,447 |
| 11/24 | W | 20-7 | INDIANAPOLIS | 21,762 |
| 12/1 | L | 6-24 | at Seattle | 52,655 |
| 12/8 | W | 38-10 | ATLANTA | 18,199 |
| 12/14 | L | 13-14 | at Denver (Sat) | 69,209 |
| 12/22 | W | 38-34 | SAN DIEGO | 18,178 |

INDIVIDUAL STATISTICS

| | PASSING | | | | | | | |
|----------------------|------------|------------|-------------|-------------|-----------|-----------|------------|-------------|
| | Att. | Cmp. | Yds. | Pct. | TD | Int | LG | Rating |
| Kenney | 338 | 181 | 2536 | 53.6 | 17 | 9 | 84t | 83.6 |
| Blackledge | 172 | 86 | 1190 | 50.0 | 6 | 14 | 70t | 50.3 |
| Horton | 1 | 0 | 0 | 0 | 0 | 0 | 0 | 39.6 |
| CHIEFS TOTALS | 511 | 267 | 3726 | 52.3 | 23 | 23 | 84t | 72.3 |
| Opp. Total | 576 | 332 | 3752 | 57.6 | 22 | 27 | 56t | 70.5 |

| | PASS RECEIVING | | | | |
|----------------------|----------------|-------------|-------------|------------|-----------|
| | No. | Yds. | Avg. | LG | TD |
| Carson | 47 | 843 | 17.9 | 37t | 4 |
| Paige | 43 | 943 | 21.9 | 84t | 10 |
| Heard | 31 | 257 | 8.3 | 27 | 2 |
| W. Arnold | 28 | 339 | 12.1 | 38 | 1 |
| Horton | 28 | 185 | 6.6 | 22 | 1 |
| Marshall | 25 | 446 | 17.8 | 50 | 0 |
| Smith | 18 | 157 | 8.7 | 45t | 2 |
| Hancock | 15 | 286 | 19.1 | 48 | 2 |
| King | 7 | 45 | 6.4 | 8 | 0 |
| Pruitt | 7 | 43 | 6.1 | 9 | 0 |
| Scott | 5 | 61 | 12.2 | 21 | 0 |
| Holston | 5 | 51 | 10.2 | 17 | 0 |
| Hayes | 5 | 39 | 7.8 | 12 | 1 |
| Jones | 3 | 31 | 10.3 | 15 | 0 |
| CHIEFS TOTALS | 267 | 3726 | 14.0 | 84t | 23 |
| Opp. Total | 332 | 3752 | 11.3 | 56t | 22 |

| | RUSHING | | | | |
|----------------------|------------|-------------|------------|-----------|-----------|
| | No. | Yds. | Avg. | LG | TD |
| Heard | 164 | 595 | 3.6 | 33 | 4 |
| Pruitt | 105 | 366 | 3.5 | 54 | 2 |
| Horton | 48 | 146 | 3.0 | 19t | 3 |
| Smith | 30 | 118 | 3.9 | 27 | 0 |
| Blackledge | 17 | 97 | 5.7 | 25 | 0 |
| King | 28 | 83 | 3.0 | 9 | 0 |
| Carson | 3 | 25 | 8.3 | 13 | 0 |
| Lacy | 6 | 21 | 3.5 | 6 | 0 |
| Jones | 12 | 19 | 1.6 | 7 | 0 |
| Paige | 1 | 15 | 15.0 | 15 | 0 |
| Kenney | 14 | 1 | 0.1 | 5 | 1 |
| CHIEFS TOTALS | 428 | 1486 | 3.5 | 54 | 10 |
| Opp. Total | 513 | 2169 | 4.2 | 50 | 18 |

TEAM LEADERS

Scoring: Nick Lowery 107 pts: 35 PATs, 24 FGs
INTs: Albert Lewis 8-59 yds., 0 TDs
Tackles: Deron Cherry 134 (85 solo)
Sacks: Bill Maas 7.0 (-51.0 yds.)
Punting: Jim Arnold 93-3827 yds., 41.2 avg., 15 In 20, 62 LG
Punt Returns: Garcia Lane 43-381 yds., 8.9 avg., 0 TDs
Kickoff Returns: Jeff Smith 33-654 yds., 19.8 avg., 0 TDs

LEAGUE STANDINGS



AMERICAN FOOTBALL CONFERENCE

Western Division

| | W | L | T | Pct. |
|--------------|----|----|---|------|
| L.A. Raiders | 12 | 4 | 0 | .750 |
| Denver | 11 | 5 | 0 | .688 |
| Seattle | 8 | 8 | 0 | .500 |
| San Diego | 8 | 8 | 0 | .500 |
| Kansas City | 6 | 10 | 0 | .375 |

Central Division

| | W | L | T | Pct. |
|------------|---|----|---|------|
| Cleveland | 8 | 8 | 0 | .500 |
| Cincinnati | 7 | 9 | 0 | .438 |
| Pittsburgh | 7 | 9 | 0 | .438 |
| Houston | 5 | 11 | 0 | .313 |

Eastern Division

| | W | L | T | Pct. |
|---------------|----|----|---|------|
| Miami | 12 | 4 | 0 | .750 |
| N.Y. Jets † | 11 | 5 | 0 | .688 |
| New England † | 11 | 5 | 0 | .688 |
| Indianapolis | 5 | 11 | 0 | .313 |
| Buffalo | 2 | 14 | 0 | .125 |



NATIONAL FOOTBALL CONFERENCE

Western Division

| | W | L | T | Pct. |
|-----------------|----|----|---|------|
| L.A. Rams | 11 | 5 | 0 | .688 |
| San Francisco † | 10 | 6 | 0 | .625 |
| New Orleans | 5 | 11 | 0 | .313 |
| Atlanta | 4 | 12 | 0 | .250 |

Central Division

| | W | L | T | Pct. |
|-----------|----|----|---|------|
| Chicago | 15 | 1 | 0 | .938 |
| Green Bay | 8 | 8 | 0 | .500 |
| Minnesota | 7 | 9 | 0 | .438 |
| Detroit | 7 | 9 | 0 | .438 |
| Tampa Bay | 2 | 14 | 0 | .125 |

Eastern Division

| | W | L | T | Pct. |
|---------------|----|----|---|------|
| Dallas | 10 | 6 | 0 | .625 |
| N.Y. Giants † | 10 | 6 | 0 | .625 |
| Washington | 10 | 6 | 0 | .625 |
| Philadelphia | 7 | 9 | 0 | .438 |
| St. Louis | 5 | 11 | 0 | .313 |

AFC Championship: New England 31, Miami 14

NFC Championship: Chicago 24, L.A. Rams 0

Super Bowl XX: Chicago 46, New England 10

REGULAR STARTERS

OFFENSE

| | |
|-----------|-----------------|
| WR | Carlos Carson |
| LT | Matt Herkenhoff |
| LG | Brad Budde |
| | Scott Auer |
| C | Bob Rush |
| RG | Bob Olderman |
| RT | Dave Lutz |
| TE | Walt Arnold |
| WR | Henry Marshall |
| | Stephone Paige |
| QB | Bill Kenney |
| | Todd Blackledge |
| RB | Herman Heard |
| RB | Mike Pruitt |
| | Bruce King |
| K | Nick Lowery |

DEFENSE

| | |
|-------------|----------------|
| LE | Art Still |
| NT | Bill Maas |
| RE | Mike Bell |
| LOLB | Calvin Daniels |
| LILB | Scott Radevic |
| RILB | Gary Spani |
| ROLB | Ken Jolly |
| LCB | Albert Lewis |
| RCB | Kevin Ross |
| SS | Lloyd Burruss |
| FS | Deron Cherry |
| P | Jim Arnold |

PRO BOWLERS IN BOLD

TEAM STATISTICS

| | CHIEFS | OPP. |
|-------------------------|-----------|------------|
| TOTAL FIRST DOWNS | 258 | 336 |
| Rushing/Passing/Penalty | 79/158/21 | 129/184/23 |
| 3rd Down: Made/Att. | 76/225 | 99/239 |
| 3rd Down Pct. | 33.8 | 41.4 |
| 4th Down: Made/Att. | 7/15 | 11/21 |
| 4th Down Pct. | 46.7 | 52.4 |
| TOTAL NET YARDS | 4877 | 5658 |
| Avg. Per Game | 304.8 | 353.6 |
| Total Plays | 982 | 1126 |
| Avg. Per Play | 5.0 | 5.0 |
| NET YARDS RUSHING | 1486 | 2169 |
| Avg. Per Game | 92.9 | 135.6 |
| Total Rushes | 428 | 513 |
| Avg. Per Play | 3.5 | 4.2 |
| NET YARDS PASSING | 3391 | 3489 |
| Avg. Per Game | 211.9 | 218.1 |
| Sacked/Yards Lost | 43/335 | 37/263 |
| Gross Yards | 3726 | 3752 |
| Attempts/Completions | 511/267 | 576/332 |
| Pct. of Completions | 52.3 | 57.6 |
| Had Intercepted | 23 | 27 |
| PUNTS/AVERAGE | 95/40.3 | 75/41.2 |
| Net Punting Avg. | 32.3 | 34.2 |
| PUNT RETURNS/YARDS | 43/381 | 48/530 |
| KICKOFF RETURNS/YARDS | 59/1115 | 69/1626 |
| PENALTIES/YARDS | 87/666 | 89/777 |
| FUMBLES/LOST | 22/11 | 25/14 |
| TOUCHDOWNS | 35 | 41 |
| Rushing/Passing | 10/23 | 18/22 |
| Defensive/Kicking Game | 2/0 | 0/1 |
| TIME OF POSSESSION | 28:08 | 31:52 |

| SCORE BY PERIODS | 1 | 2 | 3 | 4 | OT | Total |
|---------------------|-----------|------------|-----------|-----------|----------|------------|
| CHIEFS TOTAL | 77 | 111 | 66 | 63 | 0 | 317 |
| Opp. Total | 39 | 135 | 65 | 121 | 0 | 360 |





8-8 • 4th AFC West • John Mackovic

Preseason (1-3)

| | | | | |
|------|---|-------|----------------|--------|
| 8/4 | L | 20-34 | NEW ORLEANS | 34,230 |
| 8/10 | L | 10-14 | at St. Louis | 30,233 |
| 8/18 | W | 31-13 | CLEVELAND | 33,074 |
| 8/24 | L | 7-36 | at New England | 22,721 |

Regular Season (8-8)

| | | | | |
|-------|---|-------|-----------------|--------|
| 9/2 | W | 37-27 | at Pittsburgh | 56,709 |
| 9/9 | W | 27-22 | at Cincinnati | 47,111 |
| 9/16 | L | 20-22 | L.A. RAIDERS | 75,111 |
| 9/23 | L | 0-21 | at Denver | 74,263 |
| 9/30 | W | 10-6 | CLEVELAND | 40,785 |
| 10/7 | L | 16-17 | N.Y. JETS | 53,167 |
| 10/14 | W | 31-13 | SAN DIEGO | 67,465 |
| 10/21 | L | 7-28 | at N.Y. Jets | 76,891 |
| 10/28 | W | 24-20 | TAMPA BAY | 41,710 |
| 11/4 | L | 0-45 | at Seattle | 64,915 |
| 11/11 | L | 16-17 | HOUSTON | 44,464 |
| 11/18 | L | 7-17 | at L.A. Raiders | 48,575 |
| 11/25 | L | 27-28 | at N.Y. Giants | 74,383 |
| 12/2 | W | 16-13 | DENVER | 38,949 |
| 12/9 | W | 34-7 | SEATTLE | 34,855 |
| 12/16 | W | 42-21 | at San Diego | 40,211 |

INDIVIDUAL STATISTICS

| | PASSING | | | | | | | |
|----------------------|------------|------------|-------------|-------------|-----------|-----------|------------|-------------|
| | Att. | Cmp. | Yds. | Pct. | TD | Int | LG | Rating |
| Kenney | 282 | 151 | 2098 | 53.5 | 15 | 10 | 65t | 80.7 |
| Blackledge | 294 | 147 | 1707 | 50.0 | 6 | 11 | 46t | 59.2 |
| Osiecki | 17 | 7 | 64 | 41.2 | 0 | 1 | 19 | 27.6 |
| CHIEFS TOTALS | 593 | 305 | 3869 | 51.4 | 21 | 22 | 65t | 68.5 |
| Opp. Total | 586 | 332 | 4009 | 56.7 | 19 | 30 | 80t | 67.3 |

| | PASS RECEIVING | | | | |
|----------------------|----------------|-------------|-------------|------------|-----------|
| | No. | Yds. | Avg. | LG | TD |
| Marshall | 62 | 912 | 14.7 | 37 | 4 |
| Carson | 57 | 1078 | 18.9 | 57 | 4 |
| Brown | 38 | 236 | 6.2 | 17 | 0 |
| Paige | 30 | 541 | 18.0 | 65t | 4 |
| Scott | 28 | 253 | 9.0 | 27 | 3 |
| Heard | 25 | 223 | 8.9 | 17 | 0 |
| B. Jackson | 15 | 101 | 6.7 | 11 | 1 |
| Lacy | 13 | 87 | 6.7 | 20 | 2 |
| W. Arnold | 11 | 95 | 8.6 | 15 | 1 |
| Hancock | 10 | 217 | 21.7 | 46t | 1 |
| Smith | 8 | 69 | 8.6 | 16 | 0 |
| Beckman | 7 | 44 | 6.3 | 9 | 1 |
| Little | 1 | 13 | 13.0 | 13 | 0 |
| CHIEFS TOTALS | 305 | 3869 | 12.7 | 65t | 21 |
| Opp. Total | 332 | 4009 | 12.1 | 80t | 19 |

| | RUSHING | | | | |
|----------------------|------------|-------------|------------|------------|-----------|
| | No. | Yds. | Avg. | LG | TD |
| Heard | 165 | 684 | 4.2 | 69t | 4 |
| Brown | 97 | 337 | 3.5 | 25 | 4 |
| B. Jackson | 50 | 225 | 4.5 | 16 | 1 |
| Lacy | 46 | 165 | 3.6 | 24t | 2 |
| Blackledge | 18 | 102 | 5.7 | 26 | 1 |
| Paige | 3 | 19 | 6.3 | 9 | 0 |
| Gunter | 15 | 12 | 0.8 | 4 | 0 |
| Ricks | 2 | 1 | 0.5 | 1 | 0 |
| W. Arnold | 1 | 0 | 0.0 | 0 | 0 |
| Osiecki | 1 | -2 | -2.0 | -2 | 0 |
| Kenney | 9 | -8 | -0.9 | 1 | 0 |
| Carson | 1 | -8 | -8.0 | -8 | 0 |
| CHIEFS TOTALS | 408 | 1527 | 3.7 | 69t | 12 |
| Opp. Total | 523 | 1980 | 3.8 | 52 | 10 |

TEAM LEADERS

Scoring: Nick Lowery 104 pts: 35 PATs, 23 FGs
 INTs: Deron Cherry 7-140 yds., 0 TDs
 Tackles: Art Still 131 (107 solo.)
 Sacks: Art Still 14.5 (-86.0 yds.)
 Punting: Jim Arnold 98-4397 yds., 44.9 avg., 22 In 20, 63 LG
 Punt Returns: J.T. Smith 39-332 yds., 8.5 avg., 0 TDs
 Kickoff Returns: J.T. Smith 19-391 yds., 20.6 avg., 0 TDs

LEAGUE STANDINGS



AMERICAN FOOTBALL CONFERENCE

Western Division

| | W | L | T | Pct. |
|----------------|----|---|---|------|
| Denver | 13 | 3 | 0 | .813 |
| Seattle † | 12 | 4 | 0 | .750 |
| L.A. Raiders † | 11 | 5 | 0 | .688 |
| Kansas City | 8 | 8 | 0 | .500 |
| San Diego | 7 | 9 | 0 | .438 |

Central Division

| | W | L | T | Pct. |
|------------|---|----|---|------|
| Pittsburgh | 9 | 7 | 0 | .563 |
| Cincinnati | 8 | 8 | 0 | .500 |
| Cleveland | 5 | 11 | 0 | .313 |
| Houston | 3 | 13 | 0 | .188 |

Eastern Division

| | W | L | T | Pct. |
|--------------|----|----|---|------|
| Miami | 14 | 2 | 0 | .875 |
| New England | 9 | 7 | 0 | .563 |
| N.Y. Jets | 7 | 9 | 0 | .438 |
| Indianapolis | 4 | 12 | 0 | .250 |
| Buffalo | 2 | 14 | 0 | .125 |



NATIONAL FOOTBALL CONFERENCE

Western Division

| | W | L | T | Pct. |
|---------------|----|----|---|------|
| San Francisco | 15 | 1 | 0 | .938 |
| L.A. Rams † | 10 | 6 | 0 | .625 |
| New Orleans | 7 | 9 | 0 | .438 |
| Atlanta | 4 | 12 | 0 | .250 |

Central Division

| | W | L | T | Pct. |
|-----------|----|----|---|------|
| Chicago | 10 | 6 | 0 | .625 |
| Green Bay | 8 | 8 | 0 | .500 |
| Tampa Bay | 6 | 10 | 0 | .375 |
| Detroit | 4 | 11 | 1 | .281 |
| Minnesota | 3 | 13 | 0 | .188 |

Eastern Division

| | W | L | T | Pct. |
|---------------|----|---|---|------|
| Washington | 11 | 5 | 0 | .688 |
| N.Y. Giants † | 9 | 7 | 0 | .563 |
| St. Louis | 9 | 7 | 0 | .563 |
| Dallas | 9 | 7 | 0 | .563 |
| Philadelphia | 6 | 9 | 1 | .406 |

AFC Championship: Miami 45, Pittsburgh 28
NFC Championship: San Francisco 23, Chicago 0
Super Bowl XIX: San Francisco 38, Miami 16

REGULAR STARTERS

OFFENSE

| | |
|-----------|-----------------|
| WR | Carlos Carson |
| LT | Matt Herkenhoff |
| LG | Brad Budde |
| C | Bob Rush |
| RG | Tom Condon |
| RT | Dave Lutz |
| | Jim Rourke |
| | Willie Scott |
| TE | Henry Marshall |
| WR | Bill Kenney |
| QB | Todd Blackledge |
| RB | Herman Heard |
| | Theotis Brown |
| RB | Billy Jackson |
| K | Nick Lowery |

DEFENSE

| | |
|-------------|----------------|
| LE | Art Still |
| NT | Bill Maas |
| RE | Mike Bell |
| LOLB | Ken McAlister |
| LILB | John Zamberlin |
| | Jerry Blanton |
| RILB | Gary Spani |
| ROLB | Calvin Daniels |
| LCB | Albert Lewis |
| RCB | Kevin Ross |
| SS | Lloyd Burruss |
| FS | Deron Cherry |
| P | Jim Arnold |

PRO BOWLERS IN BOLD

TEAM STATISTICS

| | CHIEFS | OPP. |
|-------------------------|-----------|------------|
| TOTAL FIRST DOWNS | 295 | 335 |
| Rushing/Passing/Penalty | 88/178/29 | 121/192/22 |
| 3rd Down: Made/Att. | 73/221 | 89/246 |
| 3rd Down Pct. | 33.0 | 36.2 |
| 4th Down: Made/Att. | 1/6 | 9/24 |
| 4th Down Pct. | 16.7 | 37.5 |
| TOTAL NET YARDS | 5095 | 5625 |
| Avg. Per Game | 318.4 | 351.6 |
| Total Plays | 1034 | 1159 |
| Avg. Per Play | 4.9 | 4.9 |
| NET YARDS RUSHING | 1527 | 1980 |
| Avg. Per Game | 95.4 | 123.8 |
| Total Rushes | 408 | 523 |
| Avg. Per Play | 3.7 | 3.8 |
| NET YARDS PASSING | 3568 | 3645 |
| Avg. Per Game | 223.0 | 227.8 |
| Sacked/Yards Lost | 33/301 | 50/364 |
| Gross Yards | 3869 | 4009 |
| Attempts/Completions | 593/305 | 586/329 |
| Pct. of Completions | 51.4 | 56.7 |
| Had Intercepted | 22 | 30 |
| PUNTS/AVERAGE | 98/44.9 | 91/40.0 |
| Net Punting Avg. | 37.5 | 33.6 |
| PUNT RETURNS/YARDS | 43/346 | 60/461 |
| KICKOFF RETURNS/YARDS | 56/1061 | 64/1354 |
| PENALTIES/YARDS | 998/801 | 108/951 |
| FUMBLES/LOST | 34/15 | 18/11 |
| TOUCHDOWNS | 35 | 38 |
| Rushing/Passing | 12/21 | 10/19 |
| Defensive/Kicking Game | 2/0 | 9/0 |
| TIME OF POSSESSION | 27:25 | 32:25 |

| SCORE BY PERIODS | 1 | 2 | 3 | 4 | OT | Total |
|---------------------|-----------|------------|-----------|-----------|----------|------------|
| CHIEFS TOTAL | 57 | 105 | 61 | 91 | 0 | 314 |
| Opp. Total | 37 | 127 | 73 | 87 | 0 | 324 |



1983

KANSAS CITY CHIEFS



6-10 • 5th AFC West • John Mackovic

Preseason (2-2)

| | | | | |
|------|---|-------|---------------|--------|
| 8/6 | W | 24-7 | at Cincinnati | 42,662 |
| 8/13 | L | 13-17 | DETROIT | 32,885 |
| 8/20 | W | 17-16 | ST. LOUIS | 34,070 |
| 8/27 | L | 17-20 | at Chicago | 56,311 |

Regular Season (6-10)

| | | | | |
|-------|---|----------|---------------------|--------|
| 9/4 | W | 17-13 | SEATTLE | 42,531 |
| 9/12 | L | 14-17 | SAN DIEGO (Mon) (N) | 62,150 |
| 9/18 | L | 12-27 | at Washington | 52,610 |
| 9/25 | L | 6-14 | at Miami | 50,785 |
| 10/2 | W | 38-14 | ST. LOUIS | 58,975 |
| 10/9 | L | 20-21 | at L.A. Raiders | 40,492 |
| 10/16 | W | 38-17 | N.Y. GIANTS | 55,449 |
| 10/23 | W | 13-10 OT | at Houston | 39,462 |
| 10/30 | L | 24-27 | at Denver | 76,640 |
| 11/6 | L | 20-28 | L.A. RAIDERS | 75,497 |
| 11/13 | W | 20-15 | CINCINNATI | 46,711 |
| 11/20 | L | 21-41 | at Dallas | 64,102 |
| 11/27 | L | 48-51 OT | at Seattle | 56,793 |
| 12/4 | L | 9-14 | BUFFALO | 27,104 |
| 12/11 | L | 38-41 | at San Diego | 35,510 |
| 12/18 | W | 48-17 | DENVER | 11,377 |

INDIVIDUAL STATISTICS

| | Att. | Cmp. | Yds. | Pct. | TD | Int | LG | Rating |
|----------------------|------------|------------|-------------|-------------|-----------|-----------|-----------|-------------|
| Kenney | 603 | 346 | 4348 | 57.4 | 24 | 18 | 53 | 80.8 |
| Blackledge | 34 | 20 | 259 | 58.8 | 3 | 0 | 43 | 112.3 |
| J. Thomas | 2 | 1 | 18 | 50 | 1 | 1 | 18t | 81.3 |
| Carson | 1 | 1 | 48 | 100.0 | 1 | 0 | 48 | 158.3 |
| Brown | 1 | 1 | 11 | 100.0 | 0 | 0 | 11 | 112.5 |
| Marshall | 0 | 0 | 0 | 0.0 | 0 | 0 | 0 | 0.0 |
| CHIEFS TOTALS | 641 | 369 | 4684 | 57.6 | 29 | 19 | 53 | 83.2 |
| Opp. Total | 500 | 261 | 3361 | 52.2 | 21 | 30 | 58 | 62.6 |

PASS RECEIVING

| | No. | Yds. | Avg. | LG | TD |
|----------------------|------------|-------------|-------------|-----------|-----------|
| Carson | 80 | 1351 | 16.9 | 50t | 7 |
| Marshall | 50 | 788 | 15.8 | 52 | 6 |
| Brown | 47 | 418 | 8.9 | 53 | 2 |
| Hancock | 37 | 584 | 15.8 | 50 | 1 |
| B. Jackson | 32 | 243 | 7.6 | 29 | 0 |
| Paige | 30 | 528 | 17.6 | 43 | 6 |
| K. Thomas | 28 | 236 | 8.4 | 25 | 1 |
| Scott | 29 | 247 | 8.5 | 22 | 6 |
| Beckman | 13 | 130 | 10.0 | 20 | 0 |
| J. Thomas | 10 | 51 | 5.1 | 9 | 0 |
| J.T. Smith | 7 | 85 | 12.1 | 18 | 0 |
| Ricks | 3 | 5 | 1.7 | 7 | 0 |
| Hadnot | 2 | 18 | 9.0 | 16 | 0 |
| Kenney | 1 | 0 | 0.0 | 0 | 0 |
| CHIEFS TOTALS | 369 | 4684 | 12.7 | 53 | 29 |
| Opp. Total | 261 | 3361 | 12.9 | 58 | 21 |

RUSHING

| | No. | Yds. | Avg. | LG | TD |
|----------------------|------------|-------------|------------|------------|-----------|
| B. Jackson | 152 | 499 | 3.3 | 19 | 2 |
| Brown | 124 | 467 | 3.8 | 49t | 8 |
| J. Thomas | 44 | 115 | 2.6 | 11 | 0 |
| Kenney | 23 | 59 | 2.6 | 11 | 3 |
| K. Thomas | 15 | 55 | 3.7 | 28 | 0 |
| Ricks | 21 | 28 | 1.3 | 10 | 0 |
| Carson | 2 | 20 | 10.0 | 18 | 0 |
| Hadnot | 4 | 10 | 2.5 | 7 | 0 |
| Scott | 1 | 1 | 1.0 | 1 | 0 |
| Blackledge | 1 | 0 | 0.0 | 0 | 0 |
| CHIEFS TOTALS | 387 | 1254 | 3.2 | 49t | 13 |
| Opp. Total | 554 | 2275 | 4.1 | 60 | 18 |

TEAM LEADERS

Scoring: Nick Lowery 116 pts: 44 PATs, 24 FGs
INTs: Deron Cherry 7-100 yds., 0 TDs
Tackles: Jerry Blanton 136 (83 solo)
Sacks: Mike Bell 10.0 (-62.0 yds.)
Punting: Jim Arnold 93-3710 yds., 39.9 avg., 21 In 20, 64 LG
Punt Returns: J.T. Smith 26-210 yds., 8.1 avg., 0 TDs
Kickoff Returns: Theotis Brown 15-301 yds., 20.1 avg., 0 TDs

LEAGUE STANDINGS



AMERICAN FOOTBALL CONFERENCE

Western Division

| | W | L | T | Pct. |
|--------------|----|----|---|------|
| L.A. Raiders | 12 | 4 | 0 | .750 |
| Seattle † | 9 | 7 | 0 | .563 |
| Denver † | 9 | 7 | 0 | .563 |
| San Diego | 6 | 10 | 0 | .375 |
| Kansas City | 6 | 10 | 0 | .375 |

Central Division

| | W | L | T | Pct. |
|------------|----|----|---|------|
| Pittsburgh | 10 | 6 | 0 | .625 |
| Cleveland | 9 | 7 | 0 | .563 |
| Cincinnati | 7 | 9 | 0 | .483 |
| Houston | 2 | 14 | 0 | .125 |

Eastern Division

| | W | L | T | Pct. |
|-------------|----|---|---|------|
| Miami | 12 | 4 | 0 | .750 |
| New England | 8 | 8 | 0 | .500 |
| Buffalo | 8 | 8 | 0 | .500 |
| Baltimore | 7 | 9 | 0 | .438 |
| N.Y. Jets | 7 | 9 | 0 | .438 |



NATIONAL FOOTBALL CONFERENCE

Western Division

| | W | L | T | Pct. |
|---------------|----|---|---|------|
| San Francisco | 10 | 6 | 0 | .625 |
| L.A. Rams † | 9 | 7 | 0 | .563 |
| New Orleans | 8 | 8 | 0 | .500 |
| Atlanta | 7 | 9 | 0 | .438 |

Central Division

| | W | L | T | Pct. |
|-----------|---|----|---|------|
| Detroit | 9 | 7 | 0 | .563 |
| Chicago | 8 | 8 | 0 | .500 |
| Green Bay | 8 | 8 | 0 | .500 |
| Minnesota | 8 | 8 | 0 | .500 |
| Tampa Bay | 2 | 14 | 0 | .125 |

Eastern Division

| | W | L | T | Pct. |
|--------------|----|----|---|------|
| Washington | 14 | 2 | 0 | .875 |
| Dallas † | 12 | 4 | 0 | .750 |
| St. Louis | 8 | 7 | 1 | .531 |
| Philadelphia | 5 | 11 | 0 | .313 |
| N.Y. Giants | 3 | 12 | 1 | .219 |

AFC Championship: L.A. Raiders 30, Seattle 14

NFC Championship: Washington 24, San Francisco 21

Super Bowl XVIII: L.A. Raiders 38, Washington 9

REGULAR STARTERS

OFFENSE

| | |
|-----------|------------------------|
| WR | Carlos Carson |
| LT | Matt Herkenhoff |
| LG | Brad Budde |
| C | Bob Rush |
| RG | Tom Condon |
| | Bob Simmons |
| RT | Dave Lutz |
| TE | Willie Scott |
| WR | Anthony Hancock |
| | Henry Marshall |
| QB | Bill Kenney |
| TE | Ed Beckman |
| RB | Theotis Brown |
| RB | Billy Jackson |
| K | Nick Lowery |

DEFENSE

| | |
|-------------|-----------------------|
| LE | Art Still |
| NT | Dino Mangiero |
| RE | Mike Bell |
| LOLB | Thomas Howard |
| LILB | Jerry Blanton |
| RILB | Gary Spani |
| ROLB | Calvin Daniels |
| LCB | Gary Green |
| RCB | Lucious Smith |
| SS | Lloyd Burruss |
| FS | Deron Cherry |
| P | Jim Arnold |

PRO BOWLERS IN BOLD

TEAM STATISTICS

| | CHIEFS | OPP. |
|----------------------------------|-----------|------------|
| TOTAL FIRST DOWNS | 314 | 319 |
| Rushing/Passing/Penalty | 83/208/23 | 136/158/25 |
| 3rd Down: Made/Att. | 93/233 | 83/221 |
| 3rd Down Pct. | 39.9 | 38.5 |
| 4th Down: Made/Att. | 4/9 | 7/12 |
| 4th Down Pct. | 44.4 | 58.3 |
| TOTAL NET YARDS | 5595 | 5386 |
| Avg. Per Game | 349.7 | 336.6 |
| Total Plays | 1074 | 1089 |
| Avg. Per Play | 5.2 | 4.9 |
| NET YARDS RUSHING | 1254 | 2275 |
| Avg Per Game | 78.4 | 142.2 |
| Total Rushes | 387 | 554 |
| Avg. Per Play | 3.2 | 4.1 |
| NET YARDS PASSING | 4341 | 3111 |
| Avg. Per Game | 271.3 | 194.4 |
| Sacked/Yards Lost | 46/343 | 35/250 |
| Gross Yards | 4684 | 3361 |
| Attempts/Completions | 641/369 | 500/261 |
| Pct. of Completions | 57.6 | 52.2 |
| Had Intercepted | 19 | 30 |
| PUNTS/AVERAGE | 93/39.9 | 85/41.2 |
| Net Punting Avg. | 32.6 | 33.8 |
| PUNT RETURNS/YARDS | 40/291 | 54/559 |
| KICKOFF RETURNS/YARDS | 54/929 | 75/1528 |
| PENALTIES/YARDS | 113/911 | 105/837 |
| FUMBLES/LOST | 31/19 | 35/21 |
| TOUCHDOWNS | 45 | 44 |
| Rushing/Passing | 13/29 | 18/21 |
| Returns: Off./Def./Kicking Game* | 0/3/0 | 1/2/1 |
| TIME OF POSSESSION | 28:52 | 31:08 |

| SCORE BY PERIODS | 1 | 2 | 3 | 4 | OT | Total |
|---------------------|-----------|-----------|-----------|------------|----------|------------|
| CHIEFS TOTAL | 86 | 96 | 85 | 116 | 3 | 386 |
| Opp. Total | 57 | 89 | 88 | 130 | 3 | 367 |



1982

KANSAS CITY CHIEFS



3-6 • 11th AFC • Marv Levy

LEAGUE STANDINGS



AMERICAN FOOTBALL CONFERENCE



NATIONAL FOOTBALL CONFERENCE

| | W | L | T | Pct. | | W | L | T | Pct. |
|--------------|---|---|---|------|---------------|---|---|---|------|
| L.A. Raiders | 8 | 1 | 0 | .889 | Washington | 8 | 1 | 0 | .889 |
| Miami | 7 | 2 | 0 | .778 | Dallas | 6 | 3 | 0 | .667 |
| Cincinnati | 7 | 2 | 0 | .778 | Green Bay | 5 | 3 | 1 | .611 |
| Pittsburgh | 6 | 3 | 0 | .667 | Minnesota | 5 | 4 | 0 | .556 |
| San Diego | 6 | 3 | 0 | .667 | Atlanta | 5 | 4 | 0 | .556 |
| N.Y. Jets | 6 | 3 | 0 | .667 | St. Louis | 5 | 4 | 0 | .556 |
| New England | 5 | 4 | 0 | .556 | Tampa Bay | 5 | 4 | 0 | .556 |
| Cleveland | 4 | 5 | 0 | .444 | Detroit | 4 | 5 | 0 | .444 |
| Buffalo | 4 | 5 | 0 | .444 | New Orleans | 4 | 5 | 0 | .444 |
| Seattle | 4 | 5 | 0 | .444 | N.Y. Giants | 4 | 5 | 0 | .444 |
| Kansas City | 3 | 6 | 0 | .333 | San Francisco | 3 | 6 | 0 | .333 |
| Denver | 2 | 7 | 0 | .222 | Chicago | 3 | 6 | 0 | .333 |
| Houston | 1 | 8 | 0 | .111 | Philadelphia | 3 | 6 | 0 | .333 |
| Baltimore | 0 | 8 | 1 | .056 | L.A. Rams | 2 | 7 | 0 | .222 |

As the result of a 57-day players' strike, the 1982 NFL regular season schedule was reduced from 16 to nine games. At the conclusion of the regular season, the NFL conducted a 16-team postseason Super Bowl Tournament. Eight teams from each conference were seeded 1-8 based on their records during the season.

AFC Championship: Miami 14, N.Y. Jets 0
NFC Championship: Washington 31, Dallas 17
Super Bowl XVII: Washington 27, Miami 17

Preseason (2-1-1)

| | | | |
|--------|----------|----------------|--------|
| 8/13W | 26-20 | CINCINNATI | 39,815 |
| 8/21 L | 3-6 | at New Orleans | 46,585 |
| 8/28 T | 17-17 OT | MIAMI | 42,290 |
| 9/4 W | 10-6 | at St. Louis | 39,926 |

Regular Season (3-6)

| | | | |
|---------|-------|----------------|--------------------|
| 9/12 L | 9-14 | at Buffalo | 79,383 |
| 9/19 W | 19-12 | SAN DIEGO | 60,514 |
| 9/23 | | ATLANTA | Cancelled* |
| 10/3 | | at Seattle | Cancelled* |
| 10/10 | | HOUSTON | Cancelled* |
| 10/17 | | at San Diego | Cancelled* |
| 10/24 | | N.Y. JETS | Rescheduled (1/2)* |
| 10/31 | | SEATTLE | Cancelled* |
| 11/7 | | at Oakland | Cancelled* |
| 11/14 | | DENVER | Cancelled* |
| 11/21 L | 17-27 | at New Orleans | 39,341 |
| 11/28 L | 14-20 | at L.A. Rams | 45,793 |
| 12/5 L | 14-35 | at Pittsburgh | 52,090 |
| 12/12 L | 16-21 | OAKLAND | 26,307 |
| 12/19 W | 37-16 | at Denver | 74,192 |
| 12/26 L | 13-26 | SAN FRANCISCO | 24,319 |
| 1/2 W | 37-13 | N.Y. JETS | 11,902 |

*Season shortened to nine games due to NFLPA strike.

INDIVIDUAL STATISTICS

| | Att. | Cmp. | PASSING | | | Int | LG | Rating |
|----------------------|------------|------------|-------------|-------------|-----------|----------|-----------|-------------|
| | | | Yds. | Pct. | TD | | | |
| Kenney | 169 | 95 | 1192 | 56.2 | 7 | 6 | 51 | 77.3 |
| Fuller | 93 | 49 | 665 | 52.7 | 3 | 2 | 51 | 77.6 |
| Gagliano | 1 | 1 | 7 | 100.0 | 0 | 0 | 7 | 95.8 |
| Marshall | 1 | 0 | 0 | 0.0 | 0 | 0 | 0 | 39.6 |
| CHIEFS TOTALS | 264 | 145 | 1864 | 54.9 | 10 | 8 | 51 | 77.3 |
| Opp. Total | 262 | 155 | 1787 | 59.2 | 12 | 12 | 74t | 76.0 |

| | No. | PASS RECEIVING | | LG | TD |
|----------------------|------------|----------------|-------------|-----------|-----------|
| | | Yds. | Avg. | | |
| Marshall | 40 | 549 | 13.7 | 44t | 3 |
| Carson | 27 | 494 | 18.3 | 51 | 2 |
| Dixon | 18 | 251 | 13.9 | 37 | 2 |
| Hadnot | 14 | 96 | 6.9 | 28 | 0 |
| Delaney | 11 | 53 | 4.8 | 13 | 0 |
| Smith | 10 | 168 | 16.8 | 51 | 1 |
| Scott | 8 | 49 | 6.1 | 13 | 1 |
| Hancock | 7 | 116 | 16.6 | 41t | 1 |
| B. Jackson | 5 | 41 | 8.2 | 13 | 0 |
| Rome | 2 | 25 | 12.5 | 16 | 0 |
| Gaines | 2 | 17 | 8.5 | 7 | 0 |
| Bledsoe | 1 | 5 | 5.0 | 5 | 0 |
| CHIEFS TOTALS | 145 | 1864 | 12.9 | 51 | 10 |
| Opp. Total | 155 | 1787 | 11.5 | 74t | 12 |

| | No. | RUSHING | | LG | TD |
|----------------------|------------|------------|------------|-----------|----------|
| | | Yds. | Avg. | | |
| Delaney | 95 | 380 | 4.0 | 36 | 0 |
| B. Jackson | 86 | 243 | 2.8 | 18 | 3 |
| Hadnot | 46 | 172 | 3.7 | 25 | 0 |
| Fuller | 10 | 56 | 5.6 | 12 | 0 |
| Kenney | 13 | 40 | 3.1 | 12 | 0 |
| Marshall | 3 | 25 | 8.3 | 16 | 0 |
| Bledsoe | 10 | 20 | 2.0 | 5 | 0 |
| Thompson | 4 | 7 | 1.8 | 4 | 0 |
| Gaines | 1 | 0 | 0.0 | 0 | 0 |
| Studdard | 1 | 0 | 0.0 | 0 | 0 |
| CHIEFS TOTALS | 269 | 943 | 3.5 | 36 | 3 |
| Opp. Total | 280 | 1065 | 3.8 | 24 | 7 |

TEAM LEADERS

Scoring: Nick Lowery 74 pts: 17 PATs, 19 FGs
INTs: Eric Harris 3-66 yds., 1 TD
 Gary Barbaro 3-48 yds., 1 TD
Tackles: Art Still 68 (44 solo)
Sacks: Art Still 4.0 (-34.0 yds.)
Punting: Jeff Gossett 33-1366 yds., 41.1 avg., 6 In 20, 56 LG
Punt Returns: Anthony Hancock 12-103 yds., 8.6 avg., 0 TDs
Kickoff Returns: Anthony Hancock 27-609 yds., 22.6 avg., 0 TDs

REGULAR STARTERS

| OFFENSE | | DEFENSE | |
|-----------|-----------------|-------------|-----------------|
| WR | Henry Marshall | LE | Art Still |
| LT | Matt Herkenhoff | NT | Ken Kremer |
| LG | Brad Budde | RE | Mike Bell |
| C | Jack Rudnay | | Dave Lindstrom |
| RG | Tom Condon | LOLB | Thomas Howard |
| RT | Charlie Getty | LILB | Jerry Blanton |
| TE | Al Dixon | RILB | Gary Spani |
| WR | Carlos Carson | ROLB | Charles Jackson |
| QB | Bill Kenney | LCB | Gary Green |
| RB | Joe Delaney | RCB | Eric Harris |
| RB | Billy Jackson | SS | Lloyd Burruss |
| K | Nick Lowery | FS | Gary Barbaro |
| | | P | Jeff Gossett |

PRO BOWLERS IN BOLD

TEAM STATISTICS

| | CHIEFS | OPP. |
|-------------------------|----------|---------|
| TOTAL FIRST DOWNS | 163 | 170 |
| Rushing/Passing/Penalty | 71/79/13 | 69/92/9 |
| 3rd Down: Made/Att. | 48/126 | 65/123 |
| 3rd Down Pct. | 38.1 | 52.8 |
| 4th Down: Made/Att. | 7/12 | 2/4 |
| 4th Down Pct. | 58.3 | 50.0 |
| TOTAL NET YARDS | 2498 | 2732 |
| Avg. Per Game | 277.6 | 303.6 |
| Total Plays | 573 | 557 |
| Avg. Per Play | 4.4 | 4.9 |
| NET YARDS RUSHING | 943 | 1065 |
| Avg. Per Game | 104.8 | 118.3 |
| Total Rushes | 269 | 280 |
| Avg. Per Play | 3.5 | 3.8 |
| NET YARDS PASSING | 1555 | 1667 |
| Avg. Per Game | 172.8 | 185.2 |
| Sacked/Yards Lost | 40/309 | 15/120 |
| Gross Yards | 1864 | 1787 |
| Attempts/Completions | 264/145 | 262/155 |
| Pct. of Completions | 54.9 | 59.2 |
| Had Intercepted | 8 | 12 |
| PUNTS/AVERAGE | 38/40.5 | 37/39.7 |
| Net Punting Avg. | 29.0 | 32.1 |
| PUNT RETURNS/YARDS | 15/129 | 22/338 |
| KICKOFF RETURNS/YARDS | 34/723 | 42/794 |
| PENALTIES/YARDS | 43/372 | 60/486 |
| FUMBLES/LOST | 13/4 | 23/10 |
| TOUCHDOWNS | 17 | 22 |
| Rushing/Passing | 3/10 | 7/19 |
| Defensive/Kicking Game | 3/1 | 1/2 |
| TIME OF POSSESSION | 30:12 | 29:48 |

| SCORE BY PERIODS | 1 | 2 | 3 | 4 | OT | Total |
|---------------------|-----------|-----------|-----------|-----------|----------|------------|
| CHIEFS TOTAL | 33 | 63 | 16 | 64 | 0 | 176 |
| Opp. Total | 40 | 55 | 31 | 58 | 0 | 184 |



9-7 • 3rd AFC West • Marv Levy

Preseason (1-3)

| | | | | |
|------|---|-------|---------------|--------|
| 8/7 | L | 10-16 | at Washington | 32,488 |
| 8/15 | W | 13-0 | CHICAGO | 41,099 |
| 8/22 | L | 3-16 | ST. LOUIS | 42,550 |
| 8/28 | L | 7-31 | at Miami | 36,896 |

Regular Season (9-7)

| | | | | |
|-------|---|----------|--------------------------|--------|
| 9/6 | W | 37-33 | at Pittsburgh | 53,305 |
| 9/13 | W | 19-10 | TAMPA BAY | 50,555 |
| 9/20 | L | 31-42 | SAN DIEGO | 63,866 |
| 9/27 | W | 20-14 | at Seattle | 59,255 |
| 10/4 | L | 17-33 | at New England | 55,931 |
| 10/11 | W | 27-0 | OAKLAND | 76,543 |
| 10/18 | W | 28-14 | DENVER | 74,672 |
| 10/25 | W | 28-17 | at Oakland | 42,914 |
| 11/1 | L | 20-22 | at San Diego | 51,307 |
| 11/8 | L | 13-16 OT | CHICAGO | 60,605 |
| 11/15 | W | 23-10 | HOUSTON | 73,984 |
| 11/22 | W | 40-13 | SEATTLE | 49,002 |
| 11/26 | L | 10-27 | at Detroit (Thur) (Thns) | 76,735 |
| 12/6 | L | 13-16 | at Denver | 74,744 |
| 12/13 | L | 7-17 | MIAMI | 57,407 |
| 12/20 | W | 10-6 | at Minnesota | 41,110 |

INDIVIDUAL STATISTICS

| | PASSING | | | | | | | Rating |
|----------------------|------------|------------|-------------|-------------|-----------|-----------|------------|-------------|
| | Att. | Cmp. | Yds. | Pct. | TD | Int | LG | |
| Kenney | 274 | 147 | 1983 | 53.6 | 9 | 16 | 64t | 63.6 |
| Fuller | 134 | 77 | 934 | 57.5 | 3 | 4 | 53 | 74.0 |
| Marshall | 1 | 0 | 0 | 0.0 | 0 | 1 | 0 | 0.0 |
| Hadnot | 1 | 0 | 0 | 0.0 | 0 | 1 | 0 | 0.0 |
| CHIEFS TOTALS | 410 | 224 | 2917 | 54.6 | 12 | 22 | 64t | 64.7 |
| Opp. Total | 567 | 291 | 3821 | 51.3 | 16 | 26 | 86t | 63.2 |

| | PASS RECEIVING | | | | |
|----------------------|----------------|-------------|-------------|------------|-----------|
| | No. | Yds. | Avg. | LG | TD |
| J.T. Smith | 63 | 852 | 13.5 | 42 | 2 |
| Marshall | 38 | 620 | 16.3 | 64t | 4 |
| Dixon | 29 | 356 | 12.3 | 48 | 2 |
| Hadnot | 23 | 215 | 9.3 | 20 | 0 |
| Delaney | 22 | 246 | 11.2 | 61 | 0 |
| Rome | 17 | 203 | 11.9 | 23 | 1 |
| McKnight | 8 | 77 | 9.6 | 23 | 0 |
| Carson | 7 | 179 | 25.6 | 53 | 1 |
| B. Jackson | 6 | 31 | 5.2 | 10 | 1 |
| Scott | 5 | 72 | 14.4 | 26 | 1 |
| Bledsoe | 3 | 27 | 9.0 | 17 | 0 |
| Murphy | 2 | 36 | 18.0 | 22 | 0 |
| Williams | 1 | 3 | 3.0 | 3 | 0 |
| CHIEFS TOTALS | 224 | 2917 | 13.0 | 64t | 12 |
| Opp. Total | 291 | 3821 | 13.1 | 86t | 16 |

| | RUSHING | | | | |
|----------------------|------------|-------------|------------|------------|-----------|
| | No. | Yds. | Avg. | LG | TD |
| Delaney | 234 | 1121 | 4.8 | 82t | 3 |
| Hadnot | 140 | 603 | 4.3 | 30 | 3 |
| B. Jackson | 111 | 398 | 3.6 | 31 | 10 |
| McKnight | 54 | 195 | 3.6 | 26 | 5 |
| Fuller | 19 | 118 | 6.2 | 27 | 0 |
| Kenney | 24 | 89 | 3.7 | 21 | 1 |
| Marshall | 3 | 69 | 23.0 | 34 | 0 |
| Bledsoe | 20 | 65 | 3.3 | 13 | 0 |
| Williams | 2 | 0 | 0.0 | 3 | 0 |
| Carson | 1 | -1 | -1.0 | -1 | 0 |
| Dixon | 1 | -5 | -5.0 | -5 | 0 |
| Grupp | 1 | -19 | -19.0 | -19 | 0 |
| CHIEFS TOTALS | 610 | 2633 | 4.3 | 82t | 22 |
| Opp. Total | 507 | 1747 | 3.5 | 30 | 17 |

TEAM LEADERS

Scoring: Nick Lowery 115 pts: 37 PATs, 26 FGs
INTs: Eric Harris 7-109 yds., 1 TD
Tackles: Gary Spani 153 (104 solo)
Sacks: Ken Kremer 8.0 (-57.5 yds.)
Punting: Bob Grupp 41-1556 yds., 38.0 avg., 5 In 20, 57 LG
Punt Returns: J.T. Smith 50-528 yds., 10.6 avg., 0 TDs
Kickoff Returns: James Murphy 20-457 yds., 22.9 avg., 0 TDs

LEAGUE STANDINGS



AMERICAN FOOTBALL CONFERENCE

Western Division

| | W | L | T | Pct. |
|-------------|----|----|---|------|
| San Diego | 10 | 6 | 0 | .625 |
| Denver | 10 | 6 | 0 | .625 |
| Kansas City | 9 | 7 | 0 | .563 |
| Oakland | 7 | 9 | 0 | .438 |
| Seattle | 6 | 10 | 0 | .375 |

Central Division

| | W | L | T | Pct. |
|------------|----|----|---|------|
| Cincinnati | 12 | 4 | 0 | .750 |
| Pittsburgh | 8 | 8 | 0 | .500 |
| Houston | 7 | 9 | 0 | .438 |
| Cleveland | 5 | 11 | 0 | .313 |

Eastern Division

| | W | L | T | Pct. |
|-------------|----|----|---|------|
| Miami | 11 | 4 | 1 | .719 |
| N.Y. Jets † | 10 | 5 | 1 | .656 |
| Buffalo † | 10 | 6 | 0 | .625 |
| Baltimore | 2 | 14 | 0 | .125 |
| New England | 2 | 14 | 0 | .125 |



NATIONAL FOOTBALL CONFERENCE

Western Division

| | W | L | T | Pct. |
|---------------|----|----|---|------|
| San Francisco | 13 | 3 | 0 | .813 |
| Atlanta | 7 | 9 | 0 | .438 |
| Los Angeles | 6 | 10 | 0 | .375 |
| New Orleans | 4 | 12 | 0 | .250 |

Central Division

| | W | L | T | Pct. |
|-----------|---|----|---|------|
| Tampa Bay | 9 | 7 | 0 | .563 |
| Detroit | 8 | 8 | 0 | .500 |
| Green Bay | 8 | 8 | 0 | .500 |
| Minnesota | 7 | 9 | 0 | .438 |
| Chicago | 6 | 10 | 0 | .375 |

Eastern Division

| | W | L | T | Pct. |
|----------------|----|---|---|------|
| Dallas | 12 | 4 | 0 | .750 |
| Philadelphia † | 10 | 6 | 0 | .625 |
| N.Y. Giants † | 9 | 7 | 0 | .563 |
| Washington | 8 | 8 | 0 | .500 |
| St. Louis | 7 | 9 | 0 | .438 |

AFC Championship: Cincinnati 27, San Diego 7
NFC Championship: San Francisco 28, Dallas 21
Super Bowl XVI: San Francisco 26, Cincinnati 21

REGULAR STARTERS

OFFENSE

| | |
|----|-----------------|
| WR | Henry Marshall |
| LT | Matt Herkenhoff |
| LG | Brad Budde |
| C | Jack Rudnay |
| RG | Tom Condon |
| RT | Charlie Getty |
| TE | Al Dixon |
| WR | J.T. Smith |
| QB | Bill Kenney |
| RB | Joe Delaney |
| RB | James Hadnot |
| K | Nick Lowery |

DEFENSE

| | |
|------|-----------------|
| LE | Art Still |
| NT | Don Parrish |
| | Ken Kremer |
| RE | Mike Bell |
| LOLB | Thomas Howard |
| LILB | Jerry Blanton |
| RILB | Gary Spani |
| ROLB | Charles Jackson |
| LCB | Gary Green |
| RCB | Eric Harris |
| SS | Lloyd Burruss |
| FS | Gary Barbaro |
| P | Bob Grupp |

PRO BOWLERS IN BOLD

TEAM STATISTICS

| | CHIEFS | OPP. |
|-------------------------|------------|------------|
| TOTAL FIRST DOWNS | 315 | 316 |
| Rushing/Passing/Penalty | 160/132/23 | 112/177/27 |
| 3rd Down: Made/Att. | 87/215 | 93/233 |
| 3rd Down Pct. | 40.5 | 36.5 |
| TOTAL NET YARDS | 5273 | 5373 |
| Avg. Per Game | 329.6 | 335.8 |
| Total Plays | 1057 | 1101 |
| Avg. Per Play | 5.0 | 4.9 |
| NET YARDS RUSHING | 2633 | 1747 |
| Avg. Per Game | 164.6 | 109.2 |
| Total Rushes | 610 | 507 |
| Avg. Per Play | 4.3 | 3.4 |
| NET YARDS PASSING | 2640 | 3626 |
| Avg. Per Game | 165.0 | 226.6 |
| Sacked/Yards Lost | 37/277 | 27/195 |
| Gross Yards | 2917 | 3821 |
| Attempts/Completions | 410/224 | 567/291 |
| Pct. of Completions | 54.6 | 51.3 |
| Had Intercepted | 22 | 26 |
| PUNTS/AVERAGE | 70/38.5 | 80/38.9 |
| Net Punting Avg. | 33.2 | 30.8 |
| PUNT RETURNS/YARDS | 50/528 | 46/293 |
| KICKOFF RETURNS/YARDS | 52/1043 | 68/1296 |
| PENALTIES/YARDS | 97/924 | 89/740 |
| FUMBLES/LOST | 36/24 | 42/21 |
| TOUCHDOWNS | 38 | 34 |
| Rushing/Passing | 22/12 | 17/16 |
| Defensive/Kicking Game | 4/0 | 1/0 |
| TIME OF POSSESSION | 31:02 | 28:58 |

| SCORE BY PERIODS | 1 | 2 | 3 | 4 | OT | Total |
|---------------------|-----------|-----------|-----------|------------|----------|------------|
| CHIEFS TOTAL | 85 | 69 | 85 | 104 | 0 | 343 |
| Opp. Total | 82 | 97 | 51 | 57 | 3 | 290 |



1980

KANSAS CITY CHIEFS



8-8 • 3rd AFC West • Marv Levy

Preseason (3-1)

| | | | | |
|------|---|-------|-------------------------------|--------|
| 8/9 | W | 42-0 | CLEVELAND | 38,055 |
| 8/18 | W | 24-10 | MINNESOTA | 39,879 |
| 8/23 | W | 20-10 | at St. Louis | 41,687 |
| 8/30 | L | 21-31 | at San Francisco (Tucson, AZ) | 27,000 |

Regular Season (8-8)

| | | | | |
|-------|---|-------|---------------|--------|
| 9/7 | L | 14-27 | OAKLAND | 54,269 |
| 9/14 | L | 16-17 | SEATTLE | 42,403 |
| 9/21 | L | 13-20 | at Cleveland | 63,614 |
| 9/28 | L | 7-24 | SAN DIEGO | 45,161 |
| 10/5 | W | 31-17 | at Oakland | 40,153 |
| 10/12 | W | 21-20 | HOUSTON | 75,048 |
| 10/19 | W | 23-17 | at Denver | 74,459 |
| 10/26 | W | 20-17 | DETROIT | 59,391 |
| 11/2 | L | 24-31 | BALTIMORE | 52,383 |
| 11/9 | W | 31-30 | at Seattle | 58,976 |
| 11/16 | L | 7-20 | at San Diego | 50,248 |
| 11/23 | W | 21-13 | at St. Louis | 42,871 |
| 11/30 | L | 6-20 | CINCINNATI | 41,594 |
| 12/7 | W | 31-14 | DENVER | 40,237 |
| 12/14 | L | 16-21 | at Pittsburgh | 50,013 |
| 12/21 | W | 38-28 | at Baltimore | 19,641 |

INDIVIDUAL STATISTICS

| | Att. | Cmp. | Yds. | Pct. | TD | Int | LG | Rating |
|----------------------|------------|------------|-------------|-------------|-----------|-----------|-----------|-------------|
| Fuller | 320 | 193 | 2250 | 60.3 | 10 | 12 | 77 | 76.4 |
| Kenney | 69 | 37 | 542 | 53.6 | 5 | 2 | 75t | 91.6 |
| Clements | 12 | 7 | 77 | 58.3 | 0 | 0 | 18 | 77.4 |
| CHIEFS TOTALS | 401 | 237 | 2869 | 59.1 | 15 | 14 | 77 | 79.1 |
| Opp. Total | 523 | 278 | 3393 | 53.2 | 25 | 28 | 62 | 67.0 |

PASS RECEIVING

| | No. | Yds. | Avg. | LG | TD |
|----------------------|------------|-------------|-------------|-----------|-----------|
| Marshall | 47 | 799 | 17.0 | 75t | 6 |
| J.T. Smith | 46 | 655 | 14.2 | 77 | 2 |
| Reed | 44 | 422 | 9.6 | 34 | 1 |
| McKnight | 38 | 320 | 8.4 | 26 | 0 |
| Hadnot | 15 | 97 | 6.5 | 18 | 0 |
| Gant | 9 | 68 | 7.6 | 33 | 0 |
| Samuels | 8 | 110 | 13.8 | 34 | 2 |
| Dixon | 7 | 115 | 16.4 | 32 | 1 |
| Belton | 5 | 94 | 18.8 | 55 | 0 |
| Morgado | 5 | 27 | 5.4 | 10 | 1 |
| Carson | 5 | 68 | 13.6 | 32 | 0 |
| Rome | 3 | 58 | 19.3 | 33 | 0 |
| Garcia | 3 | 27 | 9.0 | 10 | 1 |
| Williams | 2 | 9 | 4.5 | 6 | 1 |
| CHIEFS TOTALS | 237 | 2869 | 12.1 | 77 | 15 |
| Opp. Total | 278 | 3393 | 12.2 | 63 | 25 |

RUSHING

| | No. | Yds. | Avg. | LG | TD |
|----------------------|------------|-------------|------------|------------|-----------|
| McKnight | 206 | 693 | 3.4 | 25 | 3 |
| Fuller | 60 | 274 | 4.6 | 38t | 4 |
| Belton | 68 | 273 | 4.0 | 14 | 2 |
| Hadnot | 76 | 244 | 3.2 | 11 | 2 |
| Reed | 68 | 180 | 2.6 | 24 | 0 |
| Morgado | 47 | 120 | 2.6 | 11 | 4 |
| Carson | 2 | 41 | 20.5 | 37 | 0 |
| Gant | 9 | 32 | 3.6 | 11 | 0 |
| Marshall | 3 | 22 | 7.3 | 9 | 0 |
| Kenney | 8 | 8 | 1.0 | 4 | 0 |
| Clements | 2 | 0 | 0.0 | 0 | 0 |
| Grupp | 3 | -14 | -4.7 | 0 | 0 |
| CHIEFS TOTALS | 552 | 1873 | 3.4 | 38t | 15 |
| Opp. Total | 536 | 2206 | 4.1 | 57 | 17 |

TEAM LEADERS

Scoring: Nick Lowery 97 pts: 37 PATs, 20 FGs
INTs: Gary Barbaro 10-163 yds., 0 TDs
Tackles: Gary Spani 149 (96 solo)
Sacks: Art Still 14.5 (-115.0 yds.)
Punting: Bob Grupp 84-3317 yds., 39.5 avg., 23 In 20, 57 LG
Punt Returns: J.T. Smith 40-581 yds., 14.5 avg., 2 TDs

LEAGUE STANDINGS



AMERICAN FOOTBALL CONFERENCE

Western Division

| | W | L | T | Pct. |
|-------------|----|----|---|------|
| San Diego | 11 | 5 | 0 | .688 |
| Oakland † | 11 | 5 | 0 | .688 |
| Kansas City | 8 | 8 | 0 | .500 |
| Denver | 8 | 8 | 0 | .500 |
| Seattle | 4 | 12 | 0 | .250 |

Central Division

| | W | L | T | Pct. |
|------------|----|----|---|------|
| Cleveland | 11 | 5 | 0 | .688 |
| Houston † | 11 | 5 | 0 | .688 |
| Pittsburgh | 9 | 7 | 0 | .963 |
| Cincinnati | 6 | 10 | 0 | .375 |

Eastern Division

| | W | L | T | Pct. |
|-------------|----|----|---|------|
| Buffalo | 11 | 5 | 0 | .688 |
| New England | 10 | 6 | 0 | .625 |
| Miami | 8 | 8 | 0 | .500 |
| Baltimore | 7 | 9 | 0 | .438 |
| N.Y. Jets | 4 | 12 | 0 | .250 |



NATIONAL FOOTBALL CONFERENCE

Western Division

| | W | L | T | Pct. |
|---------------|----|----|---|------|
| Atlanta | 12 | 4 | 0 | .750 |
| Los Angeles † | 11 | 5 | 0 | .688 |
| San Francisco | 6 | 10 | 0 | .375 |
| New Orleans | 1 | 15 | 0 | .063 |

Central Division

| | W | L | T | Pct. |
|-----------|---|----|---|------|
| Minnesota | 9 | 7 | 0 | .563 |
| Detroit | 9 | 7 | 0 | .563 |
| Chicago | 7 | 9 | 0 | .438 |
| Tampa Bay | 5 | 10 | 1 | .344 |
| Green Bay | 5 | 10 | 1 | .344 |

Eastern Division

| | W | L | T | Pct. |
|--------------|----|----|---|------|
| Philadelphia | 12 | 4 | 0 | .750 |
| Dallas † | 12 | 4 | 0 | .750 |
| Washington | 6 | 10 | 0 | .375 |
| St. Louis | 5 | 11 | 0 | .313 |
| N.Y. Giants | 4 | 12 | 0 | .250 |

AFC Championship: Oakland 34, San Diego 27

NFC Championship: Philadelphia 20, Dallas 7

Super Bowl XV: Oakland 27, Philadelphia 10

REGULAR STARTERS

OFFENSE

| | |
|-----------|-------------------|
| WR | Henry Marshall |
| LT | Matt Herkenhoff |
| LG | Bob Simmons |
| C | Jack Rudny |
| RG | Tom Condon |
| RT | Charlie Getty |
| | Jim Rourke |
| TE | Mike Williams |
| WR | J.T. Smith |
| QB | Steve Fuller |
| RB | Tony Reed |
| | James Hadnot |
| RB | Ted McKnight |
| K | Nick Lowery |

DEFENSE

| | |
|-------------|---------------------|
| LE | Art Still |
| NT | Don Parrish |
| RE | Dave Lindstrom |
| LOLB | Thomas Howard |
| LILB | Frank Manumaleuga |
| RILB | Gary Spani |
| ROLB | Whitney Paul |
| LCB | Gary Green |
| RCB | Eric Harris |
| SS | Herb Christopher |
| FS | Gary Barbaro |
| P | Bob Grupp |

PRO BOWLERS IN BOLD

TEAM STATISTICS

| | CHIEFS | OPP |
|-------------------------|------------|------------|
| TOTAL FIRST DOWNS | 270 | 328 |
| Rushing/Passing/Penalty | 130/122/18 | 136/179/13 |
| 3rd Down: Made/Att. | 93/230 | 109/236 |
| 3rd Down Pct. | 40.4 | 46.2 |
| TOTAL NET YARDS | 4321 | 5315 |
| Avg. Per Game | 270.1 | 332.2 |
| Total Plays | 10010 | 1096 |
| Avg. Per Play | 4.2 | 4.9 |
| NET YARDS RUSHING | 1873 | 2206 |
| Avg. Per Game | 117.1 | 137.9 |
| Total Rushes | 552 | 536 |
| Avg. Per Play | 3.4 | 4.1 |
| NET YARDS PASSING | 2448 | 3109 |
| Avg. Per Game | 153.0 | 194.3 |
| Sacked/Yards Lost | 57/241 | 37/284 |
| Gross Yards | 2869 | 3393 |
| Attempts/Completions | 401/237 | 523/278 |
| Pct. of Completions | 59.1 | 53.2 |
| Had Intercepted | 14 | 28 |
| PUNTS/AVERAGE | 85/39.0 | 66/42.2 |
| Net Punting Avg. | 33.7 | 31.4 |
| PUNT RETURNS/YARDS | 40/581 | 44/288 |
| KICKOFF RETURNS/YARDS | 62/1249 | 61/1253 |
| PENALTIES/YARDS | 74/591 | 82/617 |
| FUMBLES/LOST | 42/16 | 26/15 |
| TOUCHDOWNS | 37 | 42 |
| Rushing/Passing | 15/15 | 17/25 |
| Defensive/Kicking Game | 5/2 | 0/0 |
| SAFETIES | 0 | 0 |

| SCORE BY PERIODS | 1 | 2 | 3 | 4 | OT | Total |
|---------------------|-----------|------------|-----------|-----------|----------|------------|
| CHIEFS TOTAL | 58 | 105 | 75 | 81 | 0 | 319 |
| Opp. Total | 62 | 109 | 80 | 85 | 0 | 336 |





Preseason (3-1)

| | | | | |
|------|---|-------|--------------|--------|
| 8/4 | L | 10-14 | at Green Bay | 53,994 |
| 8/9 | W | 24-21 | PHILADELPHIA | 33,578 |
| 8/18 | W | 20-3 | ST. LOUIS | 43,214 |
| 8/23 | W | 25-0 | at Minnesota | 39,578 |

Regular Season (7-9)

| | | | | |
|-------|---|-------|---------------|--------|
| 9/2 | W | 14-0 | BALTIMORE | 50,442 |
| 9/9 | L | 24-27 | CLEVELAND | 42,181 |
| 9/16 | L | 6-20 | at Houston | 45,684 |
| 9/23 | W | 35-7 | OAKLAND | 67,281 |
| 9/30 | W | 24-6 | at Seattle | 61,169 |
| 10/7 | W | 10-7 | at Cincinnati | 40,041 |
| 10/14 | L | 10-24 | DENVER | 74,292 |
| 10/21 | L | 17-21 | N.Y. GIANTS | 45,742 |
| 10/28 | L | 3-20 | at Denver | 74,908 |
| 11/4 | L | 14-20 | SAN DIEGO | 59,353 |
| 11/11 | L | 3-30 | PITTSBURGH | 70,132 |
| 11/18 | W | 24-21 | at Oakland | 53,596 |
| 11/25 | L | 7-28 | at San Diego | 50,078 |
| 12/2 | W | 37-21 | SEATTLE | 42,160 |
| 12/9 | W | 10-7 | at Baltimore | 25,684 |
| 12/16 | L | 0-3 | at Tampa Bay | 63,624 |

INDIVIDUAL STATISTICS

| | Att. | Cmp. | PASSING | | | | LG | Rating |
|----------------------|------------|------------|-------------|-------------|----------|-----------|-----------|-------------|
| | | | Yds. | Pct. | TD | Int | | |
| Fuller | 270 | 146 | 1484 | 54.1 | 6 | 14 | 40 | 55.8 |
| Livingston | 90 | 44 | 469 | 48.9 | 1 | 4 | 38 | 49.7 |
| Grupp | 1 | 0 | 0 | 0.0 | 0 | 0 | 0 | 39.6 |
| CHIEFS TOTALS | 361 | 190 | 1953 | 52.6 | 7 | 18 | 40 | 54.2 |
| Opp. Total | 528 | 296 | 3404 | 56.1 | 22 | 23 | 56 | 71.4 |

| | No. | Yds. | Avg. | LG | TD |
|----------------------|------------|-------------|-------------|-----------|----------|
| | | | | | |
| McKnight | 38 | 226 | 5.9 | 24 | 0 |
| Reed | 34 | 352 | 10.4 | 40 | 0 |
| J.T. Smith | 33 | 444 | 13.5 | 34 | 3 |
| Marshall | 21 | 332 | 15.8 | 38t | 1 |
| Williams | 16 | 129 | 8.1 | 25 | 2 |
| Gant | 15 | 101 | 6.7 | 26 | 0 |
| Samuels | 14 | 147 | 10.5 | 30 | 0 |
| Morgado | 5 | 55 | 11.0 | 22 | 0 |
| Gauntly | 5 | 87 | 17.4 | 23 | 1 |
| Belton | 4 | 44 | 11.0 | 23 | 0 |
| White | 3 | 15 | 5.0 | 12 | 0 |
| Beckman | 2 | 21 | 10.5 | 12 | 0 |
| CHIEFS TOTALS | 190 | 1953 | 10.3 | 40 | 7 |
| Opp. Total | 296 | 3404 | 11.5 | 56 | 22 |

| | No. | Yds. | Avg. | LG | TD |
|----------------------|------------|-------------|------------|------------|-----------|
| | | | | | |
| McKnight | 153 | 755 | 4.9 | 84t | 8 |
| Reed | 113 | 446 | 4.0 | 23 | 1 |
| Fuller | 50 | 264 | 5.3 | 49 | 1 |
| Williams | 69 | 261 | 3.8 | 22 | 1 |
| Morgado | 75 | 231 | 3.1 | 12 | 4 |
| Gant | 56 | 196 | 3.5 | 16 | 1 |
| Belton | 44 | 134 | 3.0 | 19 | 1 |
| Marshall | 2 | 34 | 17.0 | 23 | 1 |
| Livingston | 3 | 2 | 0.7 | 5 | 0 |
| Haslip | 2 | 1 | 0.5 | 1 | 0 |
| Manumaleuga | 1 | -3 | -3.0 | -3 | 0 |
| Rome | 1 | -5 | -5.0 | 5 | 0 |
| CHIEFS TOTALS | 569 | 2316 | 4.1 | 84t | 18 |
| Opp. Total | 522 | 1847 | 3.5 | 41 | 8 |

TEAM LEADERS

Scoring: Jan Stenerud 64 pts: 23 PATs, 12 FGs
INTs: Gary Barbaro 7-142 yds., 1 TD
Tackles: Gary Spani 157 (115 solo)
Sacks: Art Still 8.5 (-63.5 yds.)
Punting: Bob Grupp 89-3883 yds., 43.6 avg., 23 In 20, 74 LG
Punt Returns: J.T. Smith 58-612 yds., 10.6 avg., 2 TDs
Kickoff Returns: Horace Belton 22-463 yds., 21.0 avg., 0 TDs

LEAGUE STANDINGS



AMERICAN FOOTBALL CONFERENCE

Western Division

| | W | L | T | Pct. |
|-------------|----|---|---|------|
| San Diego | 12 | 4 | 0 | .750 |
| Denver † | 10 | 6 | 0 | .625 |
| Seattle | 9 | 7 | 0 | .563 |
| Oakland | 9 | 7 | 0 | .563 |
| Kansas City | 7 | 9 | 0 | .438 |

Central Division

| | W | L | T | Pct. |
|------------|----|----|---|------|
| Pittsburgh | 12 | 4 | 0 | .750 |
| Houston † | 11 | 5 | 0 | .688 |
| Cleveland | 9 | 7 | 0 | .563 |
| Cincinnati | 4 | 12 | 0 | .250 |

Eastern Division

| | W | L | T | Pct. |
|-------------|----|----|---|------|
| Miami | 10 | 6 | 0 | .625 |
| New England | 9 | 7 | 0 | .563 |
| N.Y. Jets | 8 | 8 | 0 | .500 |
| Buffalo | 7 | 9 | 0 | .438 |
| Baltimore | 5 | 11 | 0 | .313 |



NATIONAL FOOTBALL CONFERENCE

Western Division

| | W | L | T | Pct. |
|---------------|---|----|---|------|
| Los Angeles | 9 | 7 | 0 | .563 |
| New Orleans | 8 | 8 | 0 | .500 |
| Atlanta | 6 | 10 | 0 | .375 |
| San Francisco | 2 | 14 | 0 | .125 |

Central Division

| | W | L | T | Pct. |
|-----------|----|----|---|------|
| Tampa Bay | 10 | 6 | 0 | .625 |
| Chicago † | 10 | 6 | 0 | .625 |
| Minnesota | 7 | 9 | 0 | .438 |
| Green Bay | 5 | 11 | 0 | .313 |
| Detroit | 2 | 14 | 0 | .125 |

Eastern Division

| | W | L | T | Pct. |
|----------------|----|----|---|------|
| Dallas | 11 | 5 | 0 | .688 |
| Philadelphia † | 11 | 5 | 0 | .688 |
| Washington | 10 | 6 | 0 | .625 |
| N.Y. Giants | 6 | 10 | 0 | .375 |
| St. Louis | 5 | 11 | 0 | .313 |

AFC Championship: Pittsburgh 27, Houston 13

NFC Championship: L.A. Rams 9, Tampa Bay 0

Super Bowl XIV: Pittsburgh 31, L.A. Rams 19

REGULAR STARTERS

OFFENSE

| | |
|-----------|----------------|
| WR | Henry Marshall |
| LT | Charlie Getty |
| LG | Bob Simmons |
| C | Jack Rudnay |
| RG | Tom Condon |
| RT | Jim Nicholson |
| TE | Walter White |
| WR | J.T. Smith |
| QB | Steve Fuller |
| TE | Tony Samuels |
| RB | Tony Reed |
| RB | Ted McKnight |
| K | Jan Stenerud |

DEFENSE

| | |
|-------------|-------------------|
| LE | Art Still |
| NT | Don Parrish |
| RE | Sylvester Hicks |
| LOLB | Whitney Paul |
| LILB | Frank Manumaleuga |
| RILB | Gary Spani |
| ROLB | Thomas Howard |
| LCB | Gary Green |
| RCB | Tim Collier |
| | M.L. Carter |
| SS | Jerry Reese |
| | Herb Christopher |
| FS | Gary Barbaro |
| P | Bob Grupp |

PRO BOWLERS IN BOLD

TEAM STATISTICS

| | CHIEFS | OPP. |
|----------------------------------|-----------|------------|
| TOTAL FIRST DOWNS | 241 | 297 |
| Rushing/Passing/Penalty | 122/91/28 | 102/169/26 |
| 3rd Down: Made/Att. | 76/235 | 108/259 |
| 3rd Down Pct. | 32.3 | 41.7 |
| TOTAL NET YARDS | 3976 | 4971 |
| Avg. Per Game | 248.5 | 310.7 |
| Total Plays | 972 | 1088 |
| Avg. Per Play | 4.1 | 4.6 |
| NET YARDS RUSHING | 2316 | 1847 |
| Avg. Per Game | 144.8 | 115.4 |
| Total Rushes | 569 | 522 |
| Avg. Per Play | 4.1 | 3.5 |
| NET YARDS PASSING | 1660 | 3124 |
| Avg. Per Game | 103.8 | 195.3 |
| Sacked/Yards Lost | 42/293 | 38/280 |
| Gross Yards | 1953 | 3404 |
| Attempts/Completions | 361/190 | 528/296 |
| Pct. of Completions | 52.6 | 56.1 |
| Had Intercepted | 18 | 23 |
| PUNTS/AVERAGE | 90/43.1 | 88/38.8 |
| Net Punting Avg. | 37.2 | 30.5 |
| PUNT RETURNS/YARDS | 58/612 | 49/315 |
| KICKOFF RETURNS/YARDS | 51/1006 | 51/1017 |
| PENALTIES/YARDS | 108/971 | 118/1018 |
| FUMBLES/LOST | 31/18 | 34/14 |
| TOUCHDOWNS | 29 | 32 |
| Rushing/Passing | 18/7 | 8/22 |
| Returns: Off./Def./Kicking Game* | 1/1/2 | 0/2/0 |
| SAFETIES | 0 | 0 |

| SCORE BY PERIODS | 1 | 2 | 3 | 4 | OT | Total |
|---------------------|-----------|-----------|-----------|-----------|----------|------------|
| CHIEFS TOTAL | 52 | 53 | 40 | 93 | 0 | 238 |
| Opp. Total | 64 | 55 | 64 | 79 | 0 | 262 |





Preseason (2-2)

| | | | | |
|------|---|-------|----------------|--------|
| 8/5 | W | 17-14 | at Green Bay | 54,453 |
| 8/12 | W | 17-13 | MINNESOTA | 41,092 |
| 8/20 | L | 7-24 | at New England | 39,043 |
| 8/26 | L | 7-12 | ST. LOUIS | 40,884 |

Regular Season (4-12)

| | | | | |
|-------|---|----------|----------------|--------|
| 9/3 | W | 24-23 | at Cincinnati | 41,810 |
| 9/10 | L | 17-20 | HOUSTON | 40,213 |
| 9/17 | L | 10-26 | at N.Y. Giants | 70,546 |
| 9/24 | L | 17-23 OT | DENVER | 60,593 |
| 10/1 | L | 13-28 | at Buffalo | 47,310 |
| 10/8 | L | 13-30 | TAMPA BAY | 38,201 |
| 10/15 | L | 6-28 | at Oakland | 50,759 |
| 10/22 | W | 17-3 | CLEVELAND | 41,157 |
| 10/29 | L | 24-27 | at Pittsburgh | 48,185 |
| 11/5 | L | 10-20 | OAKLAND | 75,418 |
| 11/12 | L | 23-29 OT | at San Diego | 41,393 |
| 11/19 | L | 10-13 | SEATTLE | 35,252 |
| 11/26 | W | 23-0 | SAN DIEGO | 26,248 |
| 12/3 | W | 14-10 | BUFFALO | 25,781 |
| 12/10 | L | 3-24 | at Denver | 74,149 |
| 12/17 | L | 19-23 | at Seattle | 58,490 |

INDIVIDUAL STATISTICS

| | Att. | Cmp. | PASSING | | | LG | Rating | |
|----------------------|------------|------------|-------------|-------------|----------|-----------|-----------|-------------|
| | | | Yds. | Pct. | TD | | | |
| Livingston | 290 | 159 | 1573 | 54.8 | 5 | 13 | 44 | 57.4 |
| Adams | 79 | 44 | 415 | 55.7 | 2 | 3 | 26 | 63.0 |
| White | 1 | 1 | 44 | 100.0 | 0 | 0 | 44 | 118.8 |
| CHIEFS TOTALS | 370 | 204 | 2032 | 55.1 | 7 | 16 | 44 | 59.2 |
| Opp. Total | 365 | 219 | 2820 | 60.0 | 17 | 21 | 57t | 75.8 |

| | No. | PASS RECEIVING | | LG | TD |
|----------------------|------------|----------------|-------------|-----------|----------|
| | | Yds. | Avg. | | |
| Reed | 48 | 483 | 10.1 | 44 | 1 |
| White | 42 | 340 | 8.1 | 24 | 1 |
| Lane | 36 | 279 | 7.8 | 44 | 0 |
| H. Marshall | 26 | 433 | 16.7 | 40 | 2 |
| McKnight | 14 | 83 | 5.9 | 19 | 1 |
| Belton | 11 | 88 | 8.0 | 22 | 0 |
| Dorsey | 9 | 169 | 18.8 | 33 | 2 |
| Morgado | 7 | 47 | 6.7 | 15 | 0 |
| Samuels | 6 | 97 | 16.2 | 38 | 0 |
| Bailey | 5 | 13 | 2.6 | 15 | 0 |
| CHIEFS TOTALS | 204 | 2032 | 10.0 | 44 | 7 |
| Opp. Total | 219 | 2820 | 12.9 | 57t | 17 |

| | No. | RUSHING | | LG | TD |
|----------------------|------------|-------------|------------|------------|-----------|
| | | Yds. | Avg. | | |
| Reed | 206 | 1053 | 5.1 | 62t | 5 |
| McKnight | 104 | 627 | 6.0 | 41t | 6 |
| Morgado | 160 | 593 | 3.7 | 18 | 7 |
| Bailey | 83 | 298 | 3.6 | 17 | 0 |
| Lane | 52 | 277 | 5.3 | 30 | 0 |
| Belton | 24 | 79 | 3.3 | 8 | 0 |
| Livingston | 23 | 49 | 2.1 | 18 | 1 |
| Adams | 9 | 15 | 1.7 | 6 | 0 |
| Andrusyshyn | 1 | 0 | 0.0 | 0 | 0 |
| Marshall | 1 | -5 | -5.0 | -5 | 0 |
| CHIEFS TOTALS | 663 | 2986 | 4.5 | 62t | 19 |
| Opp. Total | 602 | 2384 | 4.0 | 55 | 21 |

TEAM LEADERS

Scoring: Jan Stenerud 85 pts: 25 PATs, 20 FGs
INTs: Tim Gray 6-118 yds., 0 TDs
Tackles: Gary Spani 144 (102 solo)
Sacks: Art Still 6.5 (-59.0 yds.)
Punting: Zenon Andrusyshyn 79-3247 yds., 41.1 avg., 18 In 20, 61 LG
Punt Returns: Eddie Payton 32-364 yds., 11.4 avg., 2 TDs
Kickoff Returns: Eddie Payton 30-775 yds., 25.8 avg., 0 TDs

LEAGUE STANDINGS



AMERICAN FOOTBALL CONFERENCE

Western Division

| | W | L | T | Pct. |
|-------------|----|----|---|------|
| Denver | 10 | 6 | 0 | .625 |
| Oakland | 9 | 7 | 0 | .563 |
| Seattle | 9 | 7 | 0 | .563 |
| San Diego | 9 | 7 | 0 | .563 |
| Kansas City | 4 | 12 | 0 | .250 |

Central Division

| | W | L | T | Pct. |
|------------|----|----|---|------|
| Pittsburgh | 14 | 2 | 0 | .875 |
| Houston † | 10 | 6 | 0 | .625 |
| Cleveland | 8 | 8 | 0 | .500 |
| Cincinnati | 4 | 12 | 0 | .250 |

Eastern Division

| | W | L | T | Pct. |
|-------------|----|----|---|------|
| New England | 11 | 5 | 0 | .688 |
| Miami † | 11 | 5 | 0 | .688 |
| N.Y. Jets | 8 | 8 | 0 | .500 |
| Buffalo | 5 | 11 | 0 | .313 |
| Baltimore | 5 | 11 | 0 | .313 |



NATIONAL FOOTBALL CONFERENCE

Western Division

| | W | L | T | Pct. |
|---------------|----|----|---|------|
| Los Angeles | 12 | 4 | 0 | .750 |
| Atlanta † | 9 | 7 | 0 | .563 |
| New Orleans | 7 | 9 | 0 | .563 |
| San Francisco | 2 | 14 | 0 | .125 |

Central Division

| | W | L | T | Pct. |
|-----------|---|----|---|------|
| Minnesota | 8 | 7 | 1 | .531 |
| Green Bay | 8 | 7 | 1 | .531 |
| Detroit | 7 | 9 | 0 | .438 |
| Chicago | 7 | 9 | 0 | .438 |
| Tampa Bay | 5 | 11 | 0 | .313 |

Eastern Division

| | W | L | T | Pct. |
|----------------|----|----|---|------|
| Dallas | 12 | 4 | 0 | .750 |
| Philadelphia † | 9 | 7 | 0 | .563 |
| Washington | 8 | 8 | 0 | .500 |
| St. Louis | 6 | 10 | 0 | .375 |
| N.Y. Giants | 6 | 10 | 0 | .375 |

AFC Championship: Pittsburgh 34, Houston 5

NFC Championship: Dallas 28, L.A. Rams 0

Super Bowl XIII: Pittsburgh 35, Dallas 31

REGULAR STARTERS

OFFENSE

| | |
|------------|-----------------|
| WR | Henry Marshall |
| LT | Matt Herkenhoff |
| LG | Bob Simmons |
| C | Jack Rudnay |
| RG | Tom Condon |
| RT | Charlie Getty |
| TE | Walter White |
| QB | Mike Livingston |
| LHB | Tony Reed |
| FB | Mark Bailey |
| | Arnold Morgado |
| RHB | Ted McKnight |
| K | Jan Stenerud |

DEFENSE

| | |
|-------------|-------------------|
| LE | Art Still |
| NT | Don Parrish |
| RE | Sylvester Hicks |
| LOLB | Whitney Paul |
| LILB | Dave Rozumek |
| RILB | Gary Spani |
| ROLB | Thomas Howard |
| LCB | Gary Green |
| RCB | Emmitt Thomas |
| | Tim Collier |
| SS | Tim Gray |
| FS | Gary Barbaro |
| P | Zenon Andrusyshyn |

PRO BOWLERS IN BOLD

TEAM STATISTICS

| | CHIEFS | OPP. |
|-------------------------|-----------|------------|
| TOTAL FIRST DOWNS | 287 | 284 |
| Rushing/Passing/Penalty | 160/98/29 | 138/122/24 |
| 3rd Down: Made/Att. | 102/247 | 98/225 |
| 3rd Down Pct. | 41.5 | 43.4 |
| TOTAL NET YARDS | 4820 | 4966 |
| Avg. Per Game | 301.3 | 310.4 |
| Total Plays | 1054 | 996 |
| Avg. Per Play | 4.6 | 5.0 |
| NET YARDS RUSHING | 2986 | 2384 |
| Avg. Per Game | 186.6 | 149.0 |
| Total Rushes | 663 | 602 |
| Avg. Per Play | 4.5 | 4.0 |
| NET YARDS PASSING | 1834 | 2582 |
| Avg. Per Game | 114.6 | 161.4 |
| Sacked/Yards Lost | 21/198 | 29/238 |
| Gross Yards | 2032 | 2820 |
| Attempts/Completions | 370/204 | 365/219 |
| Pct. of Completions | 55.1 | 60.0 |
| Had Intercepted | 16 | 21 |
| PUNTS/AVERAGE | 80/40.6 | 76/39.9 |
| Net Punting Avg. | 32.1 | 30.9 |
| PUNT RETURNS/YARDS | 45/488 | 50/538 |
| KICKOFF RETURNS/YARDS | 61/1456 | 54/1087 |
| PENALTIES/YARDS | 110/1048 | 99/921 |
| FUMBLES/LOST | 32/18 | 30/14 |
| TOUCHDOWNS | 26 | 42 |
| Rushing/Passing | 19/7 | 21/17 |
| Defensive/Kicking Game | 0/0 | 2/2 |
| SAFETIES | 1 | 0 |

| SCORE BY PERIODS | 1 | 2 | 3 | 4 | OT | Total |
|---------------------|-----------|-----------|-----------|-----------|----------|------------|
| CHIEFS TOTAL | 42 | 70 | 62 | 69 | 0 | 243 |
| Opp. Total | 64 | 113 | 47 | 91 | 12 | 327 |





2-12 • 5th AFC West • Paul Wiggin (1-6), Tom Bettis (1-6)*

Preseason (3-3)

| | | | | |
|------|---|-------|---------------|--------|
| 8/6 | L | 0-17 | at Detroit | 52,309 |
| 8/13 | W | 23-21 | PITTSBURGH | 28,584 |
| 8/18 | L | 7-13 | at Washington | 33,263 |
| 8/27 | W | 27-19 | L.A. RAMS | 34,975 |
| 9/5 | L | 16-24 | ATLANTA | 22,748 |
| 9/10 | W | 37-20 | ST. LOUIS | 35,954 |

Regular Season (2-12)

| | | | | |
|-------|---|-------|-------------------|--------|
| 9/18 | L | 17-21 | at New England | 58,185 |
| 9/25 | L | 7-23 | SAN DIEGO | 56,146 |
| 10/3 | L | 28-37 | OAKLAND (Mon) (N) | 60,684 |
| 10/9 | L | 7-23 | at Denver | 74,878 |
| 10/16 | L | 6-17 | BALTIMORE | 63,076 |
| 10/23 | W | 21-16 | at San Diego | 33,010 |
| 10/30 | L | 7-44 | at Cleveland | 60,631 |
| 11/6 | W | 20-10 | GREEN BAY | 62,687 |
| 11/13 | L | 27-28 | at Chicago | 49,543 |
| 11/20 | L | 7-14 | DENVER | 54,050 |
| 11/27 | L | 20-34 | at Houston | 42,934 |
| 12/4 | L | 7-27 | CINCINNATI | 38,488 |
| 12/11 | L | 31-34 | SEATTLE | 22,262 |
| 12/18 | L | 20-21 | at Oakland | 50,304 |

*Bettis replaced Wiggin after seven games

INDIVIDUAL STATISTICS

| | Att. | Cmp. | PASSING | | | Int | LG | Rating |
|----------------------|------------|------------|-------------|-------------|-----------|-----------|-----------|-------------|
| | | | Yds. | Pct. | TD | | | |
| Livingston | 282 | 143 | 1823 | 50.7 | 9 | 15 | 49 | 59.8 |
| Adams | 92 | 47 | 691 | 51.1 | 2 | 11 | 63 | 43.6 |
| CHIEFS TOTALS | 374 | 190 | 2514 | 50.8 | 11 | 26 | 63 | 53.3 |
| Opp. Total | 333 | 175 | 2244 | 52.6 | 15 | 21 | 48 | 62.7 |

| | No. | PASS RECEIVING | | LG | TD |
|----------------------|------------|----------------|-------------|-----------|-----------|
| | | Yds. | Avg. | | |
| White | 48 | 674 | 14.0 | 48t | 5 |
| Podolak | 32 | 313 | 9.8 | 23 | 0 |
| Marshall | 23 | 445 | 19.3 | 49 | 4 |
| Brunson | 20 | 295 | 14.8 | 63 | 0 |
| Brockington | 19 | 222 | 11.7 | 48 | 1 |
| Bailey | 17 | 206 | 12.1 | 47t | 1 |
| Reed | 12 | 125 | 10.4 | 20 | 0 |
| Williams | 7 | 94 | 13.4 | 24 | 0 |
| Samuels | 5 | 65 | 13.0 | 32 | 0 |
| Lane | 3 | 40 | 13.3 | 21 | 0 |
| Morgado | 2 | 21 | 10.5 | 12 | 0 |
| McKnight | 1 | 11 | 11.0 | 11 | 0 |
| Beckman | 1 | 3 | 3.0 | 3 | 0 |
| CHIEFS TOTALS | 190 | 2514 | 13.2 | 63 | 11 |
| Opp. Total | 175 | 2244 | 12.8 | 48 | 15 |

| | No. | RUSHING | | LG | TD |
|----------------------|------------|-------------|------------|-----------|-----------|
| | | Yds. | Avg. | | |
| Podolak | 133 | 550 | 4.1 | 41 | 5 |
| Reed | 126 | 505 | 4.0 | 59 | 2 |
| Bailey | 66 | 266 | 4.0 | 37t | 2 |
| Brockington | 54 | 161 | 3.0 | 12 | 1 |
| Lane | 25 | 79 | 3.2 | 9 | 1 |
| Livingston | 19 | 78 | 4.1 | 13 | 1 |
| McKnight | 11 | 74 | 6.7 | 19 | 0 |
| Burks | 1 | 51 | 51.0 | 51 | 0 |
| Williams | 2 | 30 | 15.0 | 17 | 1 |
| Adams | 5 | 21 | 4.2 | 8 | 0 |
| Morgado | 3 | 12 | 4.0 | 9 | 0 |
| Marshall | 7 | 11 | 1.6 | 5 | 0 |
| Brunson | 2 | 8 | 4.0 | 11 | 0 |
| White | 2 | -3 | -1.5 | 3 | 0 |
| CHIEFS TOTALS | 456 | 1843 | 4.0 | 59 | 13 |
| Opp. Total | 632 | 2971 | 4.7 | 78t | 23 |

TEAM LEADERS

Scoring: Jan Stenerud 51 pts: 27 PATs, 8 FGs
INTs: Gary Barbaro 8-165 yds., 1 TD
Tackles: Willie Lanier 132 (88 solo)
Sacks: Wilbur Young 5.5 (-51.5 yds.)
Punting: Jerrel Wilson 88-3510 yds., 39.9 avg., 11 In 20, 59 LG
Punt Returns: Gary Green 14-115 yds., 8.2 avg., 0 TDs
Kickoff Returns: Ted McKnight 12-305 yds., 25.4 avg., 0 TDs

LEAGUE STANDINGS



AMERICAN FOOTBALL CONFERENCE

Western Division

| | W | L | T | Pct. |
|-------------|----|----|---|------|
| Denver | 12 | 2 | 0 | .857 |
| Oakland † | 11 | 3 | 0 | .786 |
| San Diego | 7 | 7 | 0 | .500 |
| Seattle | 5 | 9 | 0 | .357 |
| Kansas City | 2 | 12 | 0 | .143 |

Central Division

| | W | L | T | Pct. |
|------------|---|---|---|------|
| Pittsburgh | 9 | 5 | 0 | .643 |
| Houston | 8 | 6 | 0 | .571 |
| Cincinnati | 8 | 6 | 0 | .571 |
| Cleveland | 6 | 8 | 0 | .429 |

Eastern Division

| | W | L | T | Pct. |
|-------------|----|----|---|------|
| Baltimore | 10 | 4 | 0 | .714 |
| Miami | 10 | 4 | 0 | .714 |
| New England | 9 | 5 | 0 | .643 |
| N.Y. Jets | 3 | 11 | 0 | .214 |
| Buffalo | 3 | 11 | 0 | .214 |



NATIONAL FOOTBALL CONFERENCE

Western Division

| | W | L | T | Pct. |
|---------------|----|----|---|------|
| Los Angeles | 10 | 4 | 0 | .714 |
| Atlanta | 7 | 7 | 0 | .500 |
| San Francisco | 5 | 9 | 0 | .357 |
| New Orleans | 3 | 11 | 0 | .314 |

Central Division

| | W | L | T | Pct. |
|-----------|---|----|---|------|
| Minnesota | 9 | 5 | 0 | .643 |
| Chicago † | 9 | 5 | 0 | .643 |
| Detroit | 6 | 8 | 0 | .429 |
| Green Bay | 4 | 10 | 0 | .286 |
| Tampa Bay | 2 | 12 | 0 | .143 |

Eastern Division

| | W | L | T | Pct. |
|--------------|----|---|---|------|
| Dallas | 12 | 2 | 0 | .857 |
| Washington | 9 | 5 | 0 | .643 |
| St. Louis | 7 | 7 | 0 | .500 |
| Philadelphia | 5 | 9 | 0 | .357 |
| N.Y. Giants | 5 | 9 | 0 | .357 |

AFC Championship: Denver 20, Oakland 17

NFC Championship: Dallas 23, Minnesota 6

Super Bowl XII: Dallas 27, Denver 10

REGULAR STARTERS

OFFENSE

| | |
|-----------|------------------|
| WR | Henry Marshall |
| LT | Matt Herkenhoff |
| LG | Bob Simmons |
| C | Jack Rudnay |
| RG | Tom Condon |
| RT | Jim Nicholson |
| TE | Walter White |
| WR | Larry Williams |
| | Larry Brunson |
| QB | Mike Livingston |
| RB | Tony Reed |
| | Ed Podolak |
| RB | Mark Bailey |
| | John Brockington |
| K | Jan Stenerud |

DEFENSE

| | |
|------------|---------------|
| LE | Whitney Paul |
| LT | Willie Lee |
| RT | Keith Simons |
| RE | Wilbur Young |
| LLB | Billy Andrews |
| MLB | Willie Lanier |
| RLB | Jim Lynch |
| LCB | Gary Green |
| RCB | Emmitt Thomas |
| | Tim Collier |
| SS | Tim Gray |
| FS | Gary Barbaro |
| P | Jerrel Wilson |

PRO BOWLERS IN BOLD

TEAM STATISTICS

| | CHIEFS | OPP. |
|-------------------------|-----------|------------|
| TOTAL FIRST DOWNS | 228 | 304 |
| Rushing/Passing/Penalty | 95/110/23 | 169/113/22 |
| 3rd Down: Made/Att. | 64/196 | 83/202 |
| 3rd Down Pct. | 32.7 | 41.1 |
| TOTAL NET YARDS | 3936 | 4993 |
| Avg. Per Game | 281.1 | 356.6 |
| Total Plays | 878 | 992 |
| Avg. Per Play | 4.5 | 5.0 |
| NET YARDS RUSHING | 1843 | 2971 |
| Avg. Per Game | 131.6 | 212.2 |
| Total Rushes | 456 | 632 |
| Avg. Per Play | 4.0 | 4.7 |
| NET YARDS PASSING | 2093 | 2022 |
| Avg. Per Game | 149.5 | 144.4 |
| Sacked/Yards Lost | 48/421 | 25/222 |
| Gross Yards | 2514 | 2244 |
| Attempts/Completions | 374/190 | 333/175 |
| Pct. of Completions | 50.8 | 52.6 |
| Had Intercepted | 26 | 21 |
| PUNTS/AVERAGE | 89/39.4 | 63/41.0 |
| Net Punting Avg. | 30.8 | 35.7 |
| PUNT RETURNS/YARDS | 36/236 | 50/702 |
| KICKOFF RETURNS/YARDS | 63/1294 | 44/958 |
| PENALTIES/YARDS | 82/706 | 105/930 |
| FUMBLES/LOST | 33/21 | 39/23 |
| TOUCHDOWNS | 29 | 42 |
| Rushing/Passing | 13/11 | 23/15 |
| Defensive/Kicking Game | 5/0 | 3/1 |
| SAFETIES | 0 | 0 |

| SCORE BY PERIODS | 1 | 2 | 3 | 4 | OT | Total |
|---------------------|-----------|-----------|-----------|-----------|----------|------------|
| CHIEFS TOTAL | 73 | 50 | 23 | 79 | 0 | 225 |
| Opp. Total | 92 | 99 | 79 | 79 | 0 | 349 |





5-9 • 4th AFC West • Paul Wiggin

Preseason (2-4)

| | | | | |
|------|---|--------|------------------|--------|
| 8/2 | W | 9-3 OT | HOUSTON | 30,006 |
| 8/7 | L | 10-13 | MINNESOTA | 32,851 |
| 8/15 | L | 13-21 | at San Francisco | 36,101 |
| 8/21 | W | 23-20 | WASHINGTON | 30,014 |
| 8/28 | L | 21-23 | DETROIT | 27,410 |
| 9/3 | L | 14-31 | at St. Louis | 42,997 |

Regular Season (5-9)

| | | | | |
|-------|---|----------|-------------------|--------|
| 9/12 | L | 16-30 | SAN DIEGO | 53,133 |
| 9/20 | L | 21-24 | OAKLAND (Mon) (N) | 60,884 |
| 9/26 | L | 17-27 | NEW ORLEANS | 53,918 |
| 10/3 | L | 17-50 | at Buffalo | 51,909 |
| 10/10 | W | 33-30 | at Washington | 53,060 |
| 10/17 | W | 20-17 OT | at Miami | 43,325 |
| 10/24 | L | 26-35 | DENVER | 57,961 |
| 10/31 | W | 28-19 | at Tampa Bay | 41,779 |
| 11/7 | L | 0-45 | PITTSBURGH | 71,516 |
| 11/14 | L | 10-21 | at Oakland | 48,859 |
| 11/21 | L | 24-27 | CINCINNATI | 56,015 |
| 11/28 | W | 23-20 | at San Diego | 29,272 |
| 12/5 | L | 16-17 | at Denver | 58,170 |
| 12/12 | W | 39-14 | CLEVELAND | 34,340 |

INDIVIDUAL STATISTICS

| | Att. | Cmp. | PASSING | | | Int | LG | Rating |
|----------------------|------------|------------|-------------|-------------|-----------|-----------|-----------|-------------|
| | | | Yds. | Pct. | TD | | | |
| Livingston | 338 | 189 | 2682 | 55.9 | 12 | 13 | 57 | 77.6 |
| Adams | 71 | 36 | 575 | 50.7 | 3 | 4 | 49 | 68.7 |
| Nott | 10 | 4 | 46 | 40.0 | 0 | 0 | 23 | 54.6 |
| Lane | 0 | 0 | 0 | 0.0 | 0 | 0 | 0 | 0.0 |
| CHIEFS TOTALS | 419 | 229 | 3303 | 54.7 | 15 | 17 | 57 | 75.5 |
| Opp. Total | 375 | 215 | 2684 | 57.3 | 25 | 23 | 57 | 76.4 |

| | No. | PASS RECEIVING | | | LG | TD |
|----------------------|------------|----------------|-------------|-----------|-----------|----|
| | | Yds. | Avg. | LG | | |
| Lane | 66 | 686 | 10.4 | 44 | 1 | |
| White | 47 | 808 | 17.2 | 41 | 7 | |
| Brunson | 33 | 656 | 19.9 | 57 | 1 | |
| Marshall | 28 | 443 | 15.8 | 31t | 2 | |
| Masters | 18 | 269 | 14.9 | 30 | 3 | |
| Podolak | 13 | 156 | 12.0 | 23 | 0 | |
| Reamon | 10 | 136 | 13.6 | 49t | 1 | |
| Green | 9 | 100 | 11.1 | 31 | 0 | |
| McNeil | 2 | 33 | 16.5 | 18 | 0 | |
| Harrison | 1 | 12 | 12.0 | 12 | 0 | |
| Williams | 1 | 9 | 9.0 | 9 | 0 | |
| Getty | 1 | -5 | -5.0 | -5 | 0 | |
| CHIEFS TOTALS | 229 | 3303 | 14.4 | 57 | 15 | |
| Opp. Total | 215 | 2684 | 12.5 | 57 | 25 | |

| | No. | RUSHING | | | LG | TD |
|----------------------|------------|-------------|------------|------------|-----------|----|
| | | Yds. | Avg. | LG | | |
| Lane | 162 | 542 | 3.4 | 20 | 5 | |
| Podolak | 88 | 371 | 4.2 | 22t | 5 | |
| Green | 73 | 322 | 4.4 | 27 | 1 | |
| Reamon | 103 | 314 | 3.1 | 14 | 4 | |
| Marshall | 5 | 101 | 20.2 | 59t | 1 | |
| Livingston | 31 | 89 | 2.9 | 19 | 2 | |
| Adams | 5 | 46 | 9.2 | 21 | 0 | |
| Harrison | 16 | 41 | 2.6 | 7 | 0 | |
| McNeil | 8 | 26 | 3.3 | 7 | 0 | |
| White | 2 | 15 | 7.5 | 8 | 0 | |
| Kinney | 1 | 7 | 7.0 | 7 | 0 | |
| Brunson | 3 | -1 | -0.3 | 5 | 0 | |
| Stenerud | 1 | 0 | 0.0 | 0 | 0 | |
| CHIEFS TOTALS | 498 | 1873 | 3.8 | 59t | 18 | |
| Opp. Total | 555 | 2861 | 5.2 | 77t | 24 | |

TEAM LEADERS

Scoring: Jan Stenerud 90 pts: 27 PATs, 21 FGs
INTs: Kerry Reardon 5-26 yds., 0 TDs
Sacks: Lawrence Estes 5.0 (-52.0 yds.)
Punting: Jerrel Wilson 65-2729 yds., 42.0 avg., 14 In 20, 62 LG
Punt Returns: Larry Brunson 31-387 yds., 12.5 avg., 0 TDs
Kickoff Returns: Lawrence Williams 25-688 yds., 27.6 avg., 0 TDs

LEAGUE STANDINGS



AMERICAN FOOTBALL CONFERENCE

Western Division

| | W | L | T | Pct. |
|-------------|----|----|---|------|
| Oakland | 13 | 1 | 0 | .929 |
| Denver | 9 | 5 | 0 | .643 |
| San Diego | 6 | 8 | 0 | .429 |
| Kansas City | 5 | 9 | 0 | .357 |
| Tampa Bay | 0 | 14 | 0 | .000 |

Central Division

| | W | L | T | Pct. |
|------------|----|---|---|------|
| Pittsburgh | 10 | 4 | 0 | .714 |
| Cincinnati | 10 | 4 | 0 | .714 |
| Cleveland | 9 | 5 | 0 | .643 |
| Houston | 5 | 9 | 0 | .357 |

Eastern Division

| | W | L | T | Pct. |
|---------------|----|----|---|------|
| Baltimore | 11 | 3 | 0 | .786 |
| New England † | 11 | 3 | 0 | .786 |
| Miami | 6 | 8 | 0 | .429 |
| N.Y. Jets | 3 | 11 | 0 | .214 |
| Buffalo | 2 | 12 | 0 | .143 |



NATIONAL FOOTBALL CONFERENCE

Western Division

| | W | L | T | Pct. |
|---------------|----|----|---|------|
| Los Angeles | 10 | 3 | 1 | .750 |
| San Francisco | 8 | 6 | 0 | .571 |
| Atlanta | 4 | 10 | 0 | .286 |
| New Orleans | 4 | 10 | 0 | .286 |
| Seattle | 2 | 12 | 0 | .143 |

Central Division

| | W | L | T | Pct. |
|-----------|----|---|---|------|
| Minnesota | 11 | 2 | 1 | .821 |
| Chicago | 7 | 7 | 0 | .500 |
| Detroit | 6 | 8 | 0 | .429 |
| Green Bay | 5 | 9 | 0 | .357 |

Eastern Division

| | W | L | T | Pct. |
|--------------|----|----|---|------|
| Dallas | 11 | 3 | 0 | .786 |
| Washington † | 10 | 4 | 0 | .714 |
| St. Louis | 10 | 4 | 0 | .714 |
| Philadelphia | 4 | 10 | 0 | .286 |
| N.Y. Giants | 3 | 11 | 0 | .214 |

AFC Championship: Oakland 24, Pittsburgh 7
NFC Championship: Minnesota 24, L.A. Rams 13
Super Bowl XI: Oakland 32, Minnesota 14

REGULAR STARTERS

| OFFENSE | | DEFENSE | |
|---------|-----------------|---------|---------------|
| WR | Henry Marshall | LE | Whitney Paul |
| LT | Matt Herkenhoff | LT | James Wolf |
| LG | Charlie Getty | RT | Keith Simons |
| C | Jack Rudnay | RE | Wilbur Young |
| RG | Tom Condon | LLB | Billy Andrews |
| RT | Jim Nicholson | MLB | Willie Lanier |
| TE | Billy Masters | RLB | Jim Lynch |
| WR | Larry Brunson | LCB | Kerry Reardon |
| QB | Mike Livingston | RCB | Emmitt Thomas |
| RB | Woody Green | LS | Tim Gray |
| | Ed Podolak | RS | Gary Barbaro |
| | Tommy Reamon | P | Jerrel Wilson |
| RB | MacArthur Lane | | |
| K | Jan Stenerud | | |

PRO BOWLERS IN BOLD

TEAM STATISTICS

| | CHIEFS | OPP. |
|-------------------------|------------|------------|
| TOTAL FIRST DOWNS | 275 | 309 |
| Rushing/Passing/Penalty | 103/152/20 | 161/132/16 |
| 3rd Down: Made/Att. | 79/211 | 78/186 |
| 3rd Down Pct. | 37.4 | 43.0 |
| TOTAL NET YARDS | 4802 | 5357 |
| Avg. Per Game | 343.0 | 382.6 |
| Total Plays | 959 | 952 |
| Avg. Per Play | 5.0 | 5.6 |
| NET YARDS RUSHING | 1873 | 2861 |
| Avg. Per Game | 133.8 | 204.4 |
| Total Rushes | 498 | 555 |
| Avg. Per Play | 3.8 | 5.2 |
| NET YARDS PASSING | 2929 | 2496 |
| Avg. Per Game | 209.2 | 178.3 |
| Sacked/Yards Lost | 42/374 | 22/188 |
| Gross Yards | 3303 | 2684 |
| Attempts/Completions | 419/229 | 375/215 |
| Pct. of Completions | 54.7 | 57.3 |
| Had Intercepted | 17 | 23 |
| PUNTS/AVERAGE | 68/41.1 | 64/39.1 |
| Net Punting Avg. | 33.7 | 30.3 |
| PUNT RETURNS/YARDS | 34/429 | 39/375 |
| KICKOFF RETURNS/YARDS | 64/1538 | 55/1263 |
| PENALTIES/YARDS | 97/789 | 88/762 |
| FUMBLES/LOST | 31/16 | 35/20 |
| TOUCHDOWNS | 33 | 51 |
| Rushing/Passing | 18/15 | 24/25 |
| Defensive/Kicking Game | 0/0 | 1/1 |
| SAFETIES | 1 | 0 |

| SCORE BY PERIODS | 1 | 2 | 3 | 4 | OT | Total |
|------------------|----|----|----|-----|----|-------|
| CHIEFS TOTAL | 49 | 95 | 71 | 72 | 3 | 290 |
| Opp. Total | 95 | 71 | 83 | 127 | 0 | 376 |



1975

KANSAS CITY CHIEFS



5-9 • 3rd AFC West • Paul Wiggin

Preseason (3-3)

| | | |
|--------------|------------|--------|
| 8/9 L 3-10 | ST. LOUIS | 40,081 |
| 8/18 W 26-20 | DALLAS | 35,630 |
| 8/23 L 24-27 | at Detroit | 62,094 |
| 8/30 L 6-14 | L.A. RAMS | 36,814 |
| 9/6 W 13-3 | GREEN BAY | 35,543 |
| 9/12 W 9-7 | at Buffalo | 48,691 |

Regular Season (5-9)

| | | |
|------------------|---------------------|--------|
| 9/21 L 33-37 | at Denver | 51,858 |
| 9/28 L 24-30 | N.Y. JETS | 74,169 |
| 10/5 L 3-20 | SAN FRANCISCO | 58,386 |
| 10/12 W 42-10 | OAKLAND | 60,425 |
| 10/19 W 12-10 | at San Diego | 26,657 |
| 10/26 W 26-13 | DENVER | 70,043 |
| 11/2 L 13-17 | HOUSTON | 62,989 |
| 11/10 W 34-31 | at Dallas (Mon) (N) | 63,539 |
| 11/16 L 3-28 | at Pittsburgh | 48,803 |
| 11/23 W 24-21 OT | DETROIT | 55,161 |
| 11/30 L 14-28 | at Baltimore | 42,122 |
| 12/7 L 20-28 | SAN DIEGO | 46,888 |
| 12/14 L 14-20 | at Cleveland | 44,368 |
| 12/21 L 20-28 | at Oakland | 48,604 |

INDIVIDUAL STATISTICS

| | Att. | Cmp. | PASSING | | | Int | LG | Rating |
|----------------------|------------|------------|-------------|-------------|-----------|-----------|------------|-------------|
| | | | Yds. | Pct. | TD | | | |
| Livingston | 176 | 88 | 1245 | 50.0 | 8 | 6 | 69t | 74.2 |
| Dawson | 140 | 93 | 1095 | 66.4 | 5 | 4 | 51 | 90.0 |
| Adams | 77 | 36 | 445 | 46.8 | 2 | 4 | 32 | 52.1 |
| White | 1 | 0 | 0 | 0.0 | 0 | 0 | 0 | 39.6 |
| Podolak | 1 | 0 | 0 | 0.0 | 0 | 1 | 0 | 0.0 |
| CHIEFS TOTALS | 395 | 217 | 2785 | 54.9 | 15 | 16 | 69t | 73.0 |
| Opp. Total | 325 | 186 | 2703 | 57.2 | 18 | 20 | 90t | 77.3 |

| | No. | PASS RECEIVING | | LG | TD |
|----------------------|------------|----------------|-------------|------------|-----------|
| | | Yds. | Avg. | | |
| Podolak | 37 | 332 | 9.0 | 21 | 2 |
| Pearson | 36 | 608 | 16.9 | 45 | 3 |
| Lane | 25 | 202 | 8.1 | 32 | 0 |
| Masters | 24 | 314 | 13.1 | 32 | 3 |
| White | 23 | 559 | 24.3 | 69t | 3 |
| Brunson | 23 | 398 | 17.3 | 36 | 2 |
| Green | 23 | 215 | 9.3 | 28 | 1 |
| Kinney | 21 | 148 | 7.0 | 18 | 0 |
| Dressler | 2 | 7 | 3.5 | 4 | 1 |
| Craig | 1 | 10 | 10.0 | 10 | 0 |
| LaGrand | 1 | -1 | -1.0 | -1 | 0 |
| Adams | 1 | -7 | -7.0 | -7 | 0 |
| CHIEFS TOTALS | 217 | 2785 | 12.8 | 69t | 15 |
| Opp. Total | 186 | 2703 | 14.5 | 90t | 18 |

| | No. | RUSHING | | LG | TD |
|----------------------|------------|-------------|------------|-----------|-----------|
| | | Yds. | Avg. | | |
| Green | 167 | 611 | 3.7 | 42 | 5 |
| Podolak | 102 | 351 | 3.4 | 25 | 3 |
| Lane | 79 | 311 | 3.9 | 39 | 2 |
| Kinney | 85 | 304 | 3.6 | 20 | 2 |
| Brunson | 2 | 89 | 44.5 | 65 | 0 |
| Livingston | 13 | 68 | 5.2 | 28 | 1 |
| Adams | 8 | 42 | 5.3 | 16 | 0 |
| LaGrand | 13 | 38 | 2.9 | 11 | 1 |
| Miller | 7 | 20 | 2.9 | 10 | 0 |
| Dressler | 3 | 16 | 5.3 | 11 | 0 |
| Dawson | 5 | 7 | 1.4 | 9 | 0 |
| White | 3 | -10 | -3.3 | 0 | 0 |
| CHIEFS TOTALS | 487 | 1847 | 3.8 | 65 | 14 |
| Opp. Total | 562 | 2724 | 4.9 | 50 | 24 |

TEAM LEADERS

Scoring: Jan Stenerud 96 pts: 30 PATs, 22 FGs
INTs: Emmitt Thomas 6-119 yds., 0 TDs
Sacks: Wilbur Young 9.5 (-73.0 yds.)
Punting: Jerrel Wilson 54-2233 yds., 41.4 avg., 64 LG
Punt Returns: Charlie Thomas 12-112 yds., 9.3 avg., 0 TDs
Kickoff Returns: Reggie Craig 10-247 yds., 24.7 avg., 0 TDs

LEAGUE STANDINGS



AMERICAN FOOTBALL CONFERENCE

Western Division

| | W | L | T | Pct. |
|-------------|----|----|---|------|
| Oakland | 11 | 3 | 0 | .786 |
| Denver | 6 | 8 | 0 | .429 |
| Kansas City | 5 | 9 | 0 | .357 |
| San Diego | 2 | 12 | 0 | .143 |

Central Division

| | W | L | T | Pct. |
|--------------|----|----|---|------|
| Pittsburgh | 12 | 2 | 0 | .857 |
| Cincinnati † | 11 | 3 | 0 | .786 |
| Houston | 10 | 4 | 0 | .714 |
| Cleveland | 3 | 11 | 0 | .214 |

Eastern Division

| | W | L | T | Pct. |
|-------------|----|----|---|------|
| Baltimore | 10 | 4 | 0 | .714 |
| Miami | 10 | 4 | 0 | .714 |
| Buffalo | 8 | 6 | 0 | .571 |
| New England | 3 | 11 | 0 | .241 |
| N.Y. Jets | 3 | 11 | 0 | .214 |



NATIONAL FOOTBALL CONFERENCE

Western Division

| | W | L | T | Pct. |
|---------------|----|----|---|------|
| Los Angeles | 12 | 2 | 0 | .857 |
| San Francisco | 5 | 9 | 0 | .357 |
| Atlanta | 4 | 10 | 0 | .286 |
| New Orleans | 2 | 12 | 0 | .143 |

Central Division

| | W | L | T | Pct. |
|-----------|----|----|---|------|
| Minnesota | 12 | 2 | 0 | .857 |
| Detroit | 7 | 7 | 0 | .500 |
| Chicago | 4 | 10 | 0 | .286 |
| Green Bay | 4 | 10 | 0 | .286 |

Eastern Division

| | W | L | T | Pct. |
|--------------|----|----|---|------|
| St. Louis | 11 | 3 | 0 | .786 |
| Dallas † | 10 | 4 | 0 | .714 |
| Washington | 8 | 6 | 0 | .571 |
| N.Y. Giants | 5 | 9 | 0 | .357 |
| Philadelphia | 4 | 10 | 0 | .286 |

AFC Championship: Pittsburg 16, Oakland 10

NFC Championship: Dallas 37, L.A. Rams 7

Super Bowl X: Pittsburgh 21, Dallas 17

REGULAR STARTERS

OFFENSE

| | |
|-----------|---------------------|
| WR | Barry Pearson |
| LT | Charlie Getty |
| LG | Rocky Rasley |
| C | Jack Rudnay |
| RG | Tom Condon |
| RT | Jim Nicholson |
| TE | Billy Masters |
| WR | Larry Brunson |
| QB | Mike Livingston |
| | Len Dawson |
| RB | Woody Green |
| RB | MacArthur Lane |
| | Jeff Kinney |
| K | Jan Stenerud |

DEFENSE

| | |
|------------|----------------------|
| LE | John Matuszak |
| LT | Marvin Upshaw |
| RT | Buck Buchanan |
| RE | Wilbur Young |
| LLB | Bill Peterson |
| MLB | Willie Lanier |
| RLB | Jim Lynch |
| LCB | Kerry Reardon |
| RCB | Emmitt Thomas |
| LS | Jim Kearney |
| RS | Mike Sensibaugh |
| P | Jerrel Wilson |

PRO BOWLERS IN BOLD

TEAM STATISTICS

| | CHIEFS | OPP. |
|----------------------------------|------------|------------|
| TOTAL FIRST DOWNS | 261 | 289 |
| Rushing/Passing/Penalty | 110/128/23 | 149/121/19 |
| 3rd Down: Made/Att. | 83/215 | 83/190 |
| 3rd Down Pct. | 38.6 | 43.7 |
| TOTAL NET YARDS | 4207 | 5236 |
| Avg. Per Game | 300.5 | 374.0 |
| Total Plays | 935 | 915 |
| Avg. Per Play | 4.5 | 5.7 |
| NET YARDS RUSHING | 1847 | 2724 |
| Avg. Per Game | 131.9 | 193.7 |
| Total Rushes | 487 | 562 |
| Avg. Per Play | 3.8 | 4.8 |
| NET YARDS PASSING | 2360 | 2512 |
| Avg. Per Game | 168.6 | 179.4 |
| Sacked/Yards Lost | 53/425 | 28/179 |
| Gross Yards | 2785 | 2703 |
| Attempts/Completions | 395/217 | 325/186 |
| Pct. of Completions | 54.9 | 57.2 |
| Had Intercepted | 16 | 20 |
| PUNTS/AVERAGE | 72/39.3 | 61/40.7 |
| PUNT RETURNS/YARDS | 37/303 | 36/503 |
| KICKOFF RETURNS/YARDS | 61/1342 | 59/1334 |
| PENALTIES/YARDS | 82/668 | 98/929 |
| FUMBLES/LOST | 38/18 | 40/22 |
| TOUCHDOWNS | 31 | 44 |
| Rushing/Passing | 14/15 | 24/18 |
| Returns: Off./Def./Kicking Game* | 1/1/0 | 1/1/0 |
| SAFETIES | 0 | 2 |

| SCORE BY PERIODS | 1 | 2 | 3 | 4 | OT | Total |
|---------------------|-----------|-----------|-----------|-----------|----------|------------|
| CHIEFS TOTAL | 64 | 86 | 47 | 82 | 3 | 282 |
| Opp. Total | 48 | 93 | 98 | 102 | 0 | 341 |



1974

KANSAS CITY CHIEFS



5-9 • 3rd AFC West • Hank Stram

Preseason (3-3)

| | | | | |
|------|---|-------|---------------|--------|
| 8/5 | W | 20-12 | DETROIT | 35,521 |
| 8/12 | L | 21-35 | BUFFALO | 39,248 |
| 8/17 | L | 16-58 | at L.A. Rams | 48,828 |
| 8/24 | W | 26-7 | SAN FRANCISCO | 46,548 |
| 8/31 | L | 16-25 | at Dallas | 43,492 |
| 9/6 | W | 21-16 | ST. LOUIS | 46,067 |

Regular Season (5-9)

| | | | | |
|-------|---|-------|---------------------|--------|
| 9/15 | W | 24-16 | N.Y. JETS | 77,294 |
| 9/22 | L | 7-27 | at Oakland | 52,471 |
| 9/29 | W | 17-7 | at Houston | 28,538 |
| 10/6 | L | 14-17 | DENVER | 67,298 |
| 10/13 | L | 24-34 | PITTSBURGH | 65,517 |
| 10/20 | L | 3-9 | at Miami | 67,779 |
| 10/27 | W | 24-14 | at San Diego | 36,084 |
| 11/3 | L | 27-33 | N.Y. GIANTS | 61,437 |
| 11/10 | L | 7-14 | SAN DIEGO | 48,551 |
| 11/18 | W | 42-34 | at Denver (Mon) (N) | 50,236 |
| 11/24 | L | 6-33 | at Cincinnati | 49,777 |
| 12/1 | W | 17-13 | at St. Louis | 41,863 |
| 12/8 | L | 6-7 | OAKLAND | 60,577 |
| 12/14 | L | 15-35 | MINNESOTA (Sat) | 35,480 |

INDIVIDUAL STATISTICS

| | Att. | Cmp. | PASSING | | TD | Int | LG | Rating |
|----------------------|------------|------------|-------------|-------------|-----------|-----------|------------|-------------|
| | | | Yds. | Pct. | | | | |
| Dawson | 235 | 138 | 1573 | 58.7 | 7 | 13 | 84t | 65.8 |
| Livingston | 141 | 66 | 732 | 46.8 | 4 | 10 | 48 | 42.6 |
| Carlson | 15 | 7 | 116 | 46.7 | 0 | 1 | 34 | 45.4 |
| Wilson | 2 | 0 | 0 | 0.0 | 0 | 0 | 0 | 39.6 |
| Jaynes | 2 | 0 | 0 | 0.0 | 0 | 1 | 0 | 0.0 |
| CHIEFS TOTALS | 395 | 211 | 2421 | 53.4 | 11 | 25 | 84t | 55.0 |
| Opp. Total | 408 | 206 | 2838 | 50.5 | 22 | 28 | 71t | 62.5 |

| | No. | PASS RECEIVING | | LG | TD |
|----------------------|------------|----------------|-------------|------------|-----------|
| | | Yds. | Avg. | | |
| Podolak | 43 | 306 | 7.1 | 26 | 1 |
| Pearson | 27 | 387 | 14.3 | 48 | 1 |
| Green | 26 | 247 | 9.5 | 69t | 1 |
| Taylor | 24 | 375 | 15.6 | 64 | 2 |
| Brunson | 22 | 374 | 17.0 | 84t | 2 |
| Kinney | 18 | 105 | 5.8 | 16 | 1 |
| Miller | 14 | 149 | 10.6 | 34 | 0 |
| Wright | 13 | 209 | 16.1 | 51 | 1 |
| Stroud | 12 | 141 | 11.8 | 25 | 2 |
| Ellison | 5 | 64 | 12.8 | 26 | 0 |
| Hayes | 3 | 23 | 7.7 | 9 | 0 |
| Hamilton | 2 | 25 | 12.5 | 19 | 0 |
| Strada | 1 | 16 | 16.0 | 16 | 0 |
| CHIEFS TOTALS | 211 | 2421 | 11.5 | 84t | 11 |
| Opp. Total | 206 | 2838 | 13.8 | 71t | 22 |

| | No. | RUSHING | | LG | TD |
|----------------------|------------|-------------|------------|-----------|-----------|
| | | Yds. | Avg. | | |
| Green | 135 | 509 | 3.8 | 43 | 3 |
| Podolak | 101 | 386 | 3.8 | 14 | 2 |
| Kinney | 63 | 249 | 4.0 | 21 | 0 |
| Hayes | 57 | 206 | 3.6 | 19 | 2 |
| Miller | 40 | 184 | 4.6 | 47 | 0 |
| Ellison | 37 | 114 | 3.1 | 11 | 2 |
| Dawson | 11 | 28 | 2.5 | 10 | 0 |
| Livingston | 9 | 28 | 3.1 | 9 | 0 |
| Wright | 3 | 26 | 8.7 | 12t | 1 |
| Carlson | 2 | 17 | 8.5 | 11 | 0 |
| Taylor | 1 | 6 | 6.0 | 6 | 0 |
| Pearson | 1 | 0 | 0.0 | 0 | 0 |
| Jaynes | 1 | 0 | 0.0 | 0 | 0 |
| Thomas | 3 | -3 | -1.0 | 0 | 0 |
| Brunson | 5 | -33 | -6.6 | 4 | 0 |
| CHIEFS TOTALS | 469 | 1720 | 3.7 | 47 | 10 |
| Opp. Total | 502 | 1801 | 3.6 | 53 | 16 |

TEAM LEADERS

Scoring: Jan Stenerud 75 pts: 24 PATs, 17 FGs
 INTs: Emmitt Thomas 12-214 yds., 2 TDs
 Sacks: Marvin Upshaw 9.5 (-49.0 yds.)
 Punting: Jerrel Wilson 83-3462 yds., 41.7 avg., 64 LG
 Punt Returns: Ed Podolak 15-134 yds., 8.9 avg., 0 TDs
 Kickoff Returns: Bill Thomas 25-571 yds., 22.8 avg., 0 TDs

LEAGUE STANDINGS



AMERICAN FOOTBALL CONFERENCE

| Western Division | | | | |
|------------------|----|----|---|------|
| | W | L | T | Pct. |
| Oakland | 12 | 2 | 0 | .857 |
| Denver | 7 | 6 | 1 | .536 |
| Kansas City | 5 | 9 | 0 | .357 |
| San Diego | 5 | 9 | 0 | .357 |
| Central Division | | | | |
| | W | L | T | Pct. |
| Pittsburgh | 10 | 3 | 1 | .750 |
| Cincinnati | 7 | 7 | 0 | .500 |
| Houston | 7 | 7 | 0 | .500 |
| Cleveland | 4 | 10 | 0 | .286 |
| Eastern Division | | | | |
| | W | L | T | Pct. |
| Miami | 11 | 3 | 0 | .786 |
| Buffalo † | 9 | 5 | 0 | .643 |
| New England | 7 | 7 | 0 | .500 |
| N.Y. Jets | 7 | 7 | 0 | .500 |
| Baltimore | 2 | 12 | 0 | .143 |



NATIONAL FOOTBALL CONFERENCE

| Western Division | | | | |
|------------------|----|----|---|------|
| | W | L | T | Pct. |
| Los Angeles | 10 | 4 | 0 | .714 |
| San Francisco | 6 | 8 | 0 | .429 |
| New Orleans | 5 | 9 | 0 | .357 |
| Atlanta | 3 | 11 | 0 | .214 |
| Central Division | | | | |
| | W | L | T | Pct. |
| Minnesota | 10 | 4 | 0 | .714 |
| Detroit | 7 | 7 | 0 | .500 |
| Green Bay | 6 | 8 | 0 | .429 |
| Chicago | 4 | 10 | 0 | .286 |
| Eastern Division | | | | |
| | W | L | T | Pct. |
| St. Louis | 10 | 4 | 0 | .714 |
| Washington † | 10 | 4 | 0 | .714 |
| Dallas | 8 | 6 | 0 | .571 |
| Philadelphia | 7 | 7 | 0 | .500 |
| N.Y. Giants | 2 | 12 | 0 | .143 |

AFC Championship: Pittsburgh 24, Oakland 13
 NFC Championship: Minnesota 14, L.A. Rams 10
 Super Bowl IX: Pittsburgh 16, Minnesota 6

REGULAR STARTERS

| OFFENSE | | DEFENSE | |
|---------|--------------------|---------|----------------------|
| WR | Elmo Wright | LE | Marvin Upshaw |
| LT | Charlie Getty | LT | Tom Keating |
| LG | Ed Budde | RT | Buck Buchanan |
| C | Jack Rudnay | RE | Wilbur Young |
| RG | George Daney | LLB | Bobby Bell |
| RT | Jim Nicholson | MLB | Willie Lanier |
| TE | Morris Stroud | RLB | Jim Lynch |
| WR | Otis Taylor | LCB | Nate Allen |
| QB | Mike Livingston | RCB | Emmitt Thomas |
| | Len Dawson | LS | Jim Kearney |
| RB | Ed Podolak | RS | Mike Sensibaugh |
| RB | Woody Green | P | Jerrel Wilson |
| | Wendell Hayes | | |
| K | Jan Stenerud | | |

PRO BOWLERS IN BOLD

TEAM STATISTICS

| | CHIEFS | OPP. |
|-------------------------|-----------|------------|
| TOTAL FIRST DOWNS | 224 | 267 |
| Rushing/Passing/Penalty | 92/113/19 | 107/141/19 |
| 3rd Down: Made/Att. | 67/197 | 72/200 |
| 3rd Down Pct. | 34.0 | 36.0 |
| TOTAL NET YARDS | 3828 | 4464 |
| Avg. Per Game | 273.4 | 318.9 |
| Total Plays | 901 | 936 |
| Avg. Per Play | 4.2 | 4.8 |
| NET YARDS RUSHING | 1720 | 1801 |
| Avg. Per Game | 122.9 | 128.6 |
| Avg. Per Rush | 3.7 | 3.6 |
| Total Rushes | 469 | 502 |
| NET YARDS PASSING | 2108 | 2663 |
| Avg. Per Game | 150.6 | 190.2 |
| Sacked/Yards Lost | 37/313 | 26/175 |
| Gross Yards | 2421 | 2838 |
| Attempts/Completions | 395/211 | 408/206 |
| Pct. of Completions | 53.4 | 50.5 |
| Had Intercepted | 25 | 28 |
| PUNTS/AVERAGE | 83/41.7 | 80/40.1 |
| PUNT RETURNS/YARDS | 44/295 | 55/634 |
| KICKOFF RETURNS/YARDS | 56/1211 | 54/1370 |
| PENALTIES/YARDS | 70/515 | 83/811 |
| FUMBLES/LOST | 29/13 | 34/16 |
| Touchdowns | 26 | 40 |
| Rushing/Passing | 10/11 | 16/22 |
| Defensive/Kicking Game | 5/0 | 1/1 |
| SAFETIES | 1 | 1 |

| SCORE BY PERIODS | 1 | 2 | 3 | 4 | OT | Total |
|---------------------|-----------|-----------|-----------|-----------|----------|------------|
| CHIEFS TOTAL | 30 | 73 | 53 | 77 | 0 | 233 |
| Opp. Total | 57 | 110 | 34 | 92 | 0 | 293 |



1973

KANSAS CITY CHIEFS



7-5-2 • 2nd AFC West • Hank Stram

Preseason (2-4)

| | | | | |
|------|---|-------|--------------|--------|
| 8/4 | W | 12-6 | NEW ORLEANS | 67,216 |
| 8/13 | L | 16-17 | DETROIT | 67,624 |
| 8/18 | L | 10-13 | MINNESOTA | 72,676 |
| 8/26 | L | 16-21 | GREEN BAY | 75,231 |
| 9/1 | L | 16-27 | at Dallas | 57,468 |
| 9/7 | W | 16-7 | at St. Louis | 49,486 |

Regular Season (7-5-2)

| | | | | |
|-------|---|-------|------------------------------|--------|
| 9/16 | L | 13-23 | L.A. RAMS | 62,315 |
| 9/23 | W | 10-7 | at New England | 57,918 |
| 9/30 | W | 16-3 | OAKLAND | 72,631 |
| 10/7 | W | 16-14 | DENVER | 71,414 |
| 10/14 | T | 10-10 | at Green Bay (Milwaukee, WI) | 47,265 |
| 10/21 | L | 6-14 | at Cincinnati | 56,397 |
| 10/29 | L | 14-23 | at Buffalo (Mon) (N) | 76,071 |
| 11/4 | W | 19-0 | at San Diego | 52,035 |
| 11/12 | W | 19-7 | CHICAGO (Mon) | 70,664 |
| 11/18 | W | 38-14 | HOUSTON | 68,444 |
| 11/25 | L | 10-14 | at Denver | 51,706 |
| 12/2 | T | 20-20 | CLEVELAND | 70,296 |
| 12/8 | L | 7-37 | at Oakland (Sat) | 53,061 |
| 12/16 | W | 33-6 | SAN DIEGO | 43,755 |

INDIVIDUAL STATISTICS

| | Att. | Cmp. | PASSING | | | | LG | Rating |
|----------------------|------------|------------|-------------|-------------|-----------|-----------|-----------|-------------|
| | | | Yds. | Pct. | TD | Int | | |
| Livingston | 145 | 75 | 916 | 51.7 | 6 | 7 | 48 | 65.2 |
| Dawson | 101 | 66 | 725 | 65.3 | 2 | 5 | 48 | 72.4 |
| Beathard | 64 | 31 | 389 | 48.4 | 2 | 1 | 44 | 71.7 |
| Wilson | 1 | 1 | 9 | 100.0 | 0 | 0 | 9 | 104.2 |
| Podolak | 1 | 0 | 0 | 0 | 0 | 0 | 0 | 39.6 |
| Keyes | 1 | 0 | 0 | 0 | 0 | 0 | 0 | 39.6 |
| CHIEFS TOTALS | 313 | 173 | 2039 | 55.3 | 10 | 13 | 48 | 68.6 |
| Opp. Total | 324 | 157 | 1942 | 48.5 | 11 | 21 | 62t | 51.7 |

| | No. | Yds. | Avg. | LG | TD |
|----------------------|------------|-------------|-------------|-----------|-----------|
| | | | | | |
| Podolak | 55 | 445 | 8.1 | 25 | 0 |
| Taylor | 34 | 565 | 16.6 | 46 | 4 |
| Hayes | 18 | 134 | 7.4 | 27 | 0 |
| Wright | 16 | 252 | 15.8 | 44 | 2 |
| Stroud | 12 | 216 | 18.0 | 48 | 2 |
| Kinney | 11 | 126 | 11.5 | 25 | 0 |
| Ellison | 9 | 64 | 7.1 | 17 | 0 |
| Butler | 8 | 124 | 15.5 | 48 | 2 |
| West | 4 | 65 | 16.3 | 23 | 0 |
| Hamilton | 2 | 35 | 17.5 | 20 | 0 |
| Smith | 2 | 20 | 10.0 | 17 | 0 |
| Moorman | 1 | -1 | -1.0 | -1 | 0 |
| Keyes | 1 | -6 | -6 | -6 | 0 |
| CHIEFS TOTALS | 173 | 2039 | 11.8 | 48 | 10 |
| Opp. Total | 157 | 1942 | 12.4 | 62t | 11 |

| | No. | Yds. | Avg. | LG | TD |
|----------------------|------------|-------------|------------|-----------|-----------|
| | | | | | |
| Podolak | 210 | 721 | 3.4 | 25 | 3 |
| Ellison | 108 | 411 | 3.8 | 19 | 2 |
| Hayes | 95 | 352 | 3.7 | 27 | 2 |
| Kinney | 50 | 128 | 2.6 | 8 | 1 |
| Livingston | 19 | 94 | 5.9 | 28 | 2 |
| Dawson | 6 | 40 | 6.5 | 13 | 0 |
| Wright | 5 | 29 | 5.8 | 13 | 0 |
| Beathard | 6 | 16 | 2.7 | 11 | 1 |
| Butler | 2 | 10 | 5.0 | 9 | 0 |
| McVea | 4 | 5 | 1.3 | 2 | 0 |
| Keyes | 2 | 1 | 0.5 | 2 | 0 |
| Taylor | 4 | -14 | -2.5 | -5 | 0 |
| CHIEFS TOTALS | 511 | 1793 | 3.5 | 28 | 11 |
| Opp. Total | 493 | 1956 | 4.0 | 72 | 11 |

TEAM LEADERS

Scoring: Jan Stenerud 93 pts: 21 PATs, 24 FGs
INTs: Emmitt Thomas, Mike Sensibaugh, Willie Lanier, Jim Kearney Tied with 3
Punting: Jerrel Wilson 80-3642 yds., 45.5 avg., 68 LG
Punt Returns: Larry Marshall 29-180 yds., 6.2 avg., 0 TDs
Kickoff Returns: Larry Marshall 14-391 yds., 27.9 avg., 0 TDs

LEAGUE STANDINGS



AMERICAN FOOTBALL CONFERENCE

Western Division

| | W | L | T | Pct. |
|-------------|---|----|---|------|
| Oakland | 9 | 4 | 1 | .679 |
| Kansas City | 7 | 5 | 2 | .571 |
| Denver | 7 | 5 | 2 | .571 |
| San Diego | 2 | 11 | 1 | .179 |

Central Division

| | W | L | T | Pct. |
|--------------|----|----|---|------|
| Cincinnati | 10 | 4 | 0 | .714 |
| Pittsburgh † | 10 | 4 | 0 | .714 |
| Cleveland | 7 | 5 | 2 | .571 |
| Houston | 1 | 13 | 0 | .071 |

Eastern Division

| | W | L | T | Pct. |
|-------------|----|----|---|------|
| Miami | 12 | 2 | 0 | .857 |
| Buffalo | 9 | 5 | 0 | .643 |
| New England | 5 | 9 | 0 | .357 |
| Baltimore | 4 | 10 | 0 | .286 |
| N.Y. Jets | 4 | 10 | 0 | .286 |



NATIONAL FOOTBALL CONFERENCE

Western Division

| | W | L | T | Pct. |
|---------------|----|---|---|------|
| Los Angeles | 12 | 2 | 0 | .857 |
| Atlanta | 9 | 5 | 0 | .643 |
| New Orleans | 5 | 9 | 0 | .357 |
| San Francisco | 5 | 9 | 0 | .357 |

Central Division

| | W | L | T | Pct. |
|-----------|----|----|---|------|
| Minnesota | 12 | 2 | 0 | .857 |
| Detroit | 6 | 7 | 1 | .464 |
| Green Bay | 5 | 7 | 2 | .429 |
| Chicago | 3 | 11 | 0 | .214 |

Eastern Division

| | W | L | T | Pct. |
|--------------|----|----|---|------|
| Dallas | 10 | 4 | 0 | .714 |
| Washington † | 10 | 4 | 0 | .714 |
| Philadelphia | 5 | 8 | 1 | .393 |
| St. Louis | 4 | 9 | 1 | .321 |
| N.Y. Giants | 2 | 11 | 1 | .179 |

AFC Championship: Miami 27, Oakland 10
NFC Championship: Minnesota 27, Dallas 10
Super Bowl VIII: Miami 24, Minnesota 7

REGULAR STARTERS

OFFENSE

| | |
|-----------|-----------------|
| WR | Elmo Wright |
| LT | Jim Tyrer |
| LG | Ed Budde |
| C | Jack Rudnay |
| RG | Mo Moorman |
| RT | Francis Peay |
| TE | Morris Stroud |
| WR | Otis Taylor |
| QB | Mike Livingston |
| | Len Dawson |
| RB | Ed Podolak |
| RB | Wendell Hayes |
| | Willie Ellison |
| K | Jan Stenerud |

DEFENSE

| | |
|------------|-----------------|
| LE | Marvin Upshaw |
| LT | Curley Culp |
| RT | Buck Buchanan |
| RE | Wilbur Young |
| LLB | Bobby Bell |
| MLB | Willie Lanier |
| RLB | Jim Lynch |
| LCB | Nate Allen |
| RCB | Emmitt Thomas |
| LS | Jim Kearney |
| RS | Mike Sensibaugh |
| P | Jerrel Wilson |

PRO BOWLERS IN BOLD

TEAM STATISTICS

| | CHIEFS | OPP. |
|-------------------------|----------|----------|
| TOTAL FIRST DOWNS | 208 | 209 |
| Rushing/Passing/Penalty | 106/93/9 | 90/95/24 |
| 3rd Down: Made/Att. | 72/204 | 69/206 |
| 3rd Down Pct. | 35.3 | 33.5 |
| TOTAL NET YARDS | 3536 | 3575 |
| Avg. Per Game | 252.6 | 255.4 |
| Total Plays | 863 | 856 |
| Avg. Per Play | 4.1 | 4.2 |
| NET YARDS RUSHING | 1793 | 1956 |
| Avg. Per Game | 128.1 | 139.7 |
| Total Rushes | 511 | 493 |
| Avg. Per Rush | 3.5 | 4.0 |
| NET PASSING OFFENSE | 1743 | 1619 |
| Avg. Per Game | 124.5 | 115.6 |
| Sacked/Yards Lost | 39/296 | 38/323 |
| Gross Yards | 2039 | 1942 |
| Attempts/Completions | 313/173 | 324/157 |
| Pct. of Completions | 55.3 | 48.6 |
| Had Intercepted | 13 | 21 |
| PUNTS/AVERAGE | 80/45.5 | 87/42.9 |
| PUNT RETURNS/YARDS | 42/279 | 48/455 |
| KICKOFF RETURNS/YARDS | 31/725 | 40/1031 |
| PENALTIES/YARDS | 83/797 | 63/649 |
| FUMBLES/LOST | 36/18 | 33/18 |
| TOUCHDOWNS | 23 | 22 |
| Rushing/Passing | 11/10 | 11/11 |
| Defensive/Kicking Game | 2/0 | 0/0 |
| SAFETIES | 0 | 0 |

| SCORE BY PERIODS | 1 | 2 | 3 | 4 | Total |
|---------------------|-----------|-----------|-----------|-----------|------------|
| CHIEFS TOTAL | 40 | 57 | 53 | 81 | 231 |
| Opp. Total | 30 | 71 | 35 | 56 | 192 |



1972

KANSAS CITY CHIEFS



8-6 • 2nd AFC West • Hank Stram

Preseason (5-2)

| | | | | |
|--------------------------------|---|-------|------------------------------|--------|
| 7/29 | W | 23-17 | N.Y. Giants | 19,304 |
| Hall of Fame Game (Canton, OH) | | | | |
| 8/5 | W | 24-10 | Chicago (Notre Dame, IN) | 32,391 |
| 8/12 | W | 24-14 | ST. LOUIS | 78,190 |
| 8/21 | L | 17-23 | BALTIMORE | 76,882 |
| 8/27 | W | 19-13 | L.A. RAMS | 77,764 |
| 9/2 | W | 20-10 | DALLAS | 79,592 |
| 9/9 | L | 0-20 | at Green Bay (Milwaukee, WI) | 47,281 |

Regular Season (8-6)

| | | | | |
|-------|---|-------|--------------------------|--------|
| 9/17 | L | 10-20 | MIAMI | 79,829 |
| 9/25 | W | 20-17 | at New Orleans (Mon) (N) | 70,793 |
| 10/1 | W | 45-24 | at Denver | 51,656 |
| 10/8 | W | 31-7 | at Cleveland | 83,819 |
| 10/15 | L | 16-23 | CINCINNATI | 79,068 |
| 10/22 | L | 20-21 | PHILADELPHIA | 78,389 |
| 10/29 | W | 26-14 | at San Diego | 54,533 |
| 11/5 | W | 27-14 | OAKLAND | 82,094 |
| 11/12 | L | 7-16 | at Pittsburgh | 50,350 |
| 11/19 | L | 17-27 | SAN DIEGO | 79,011 |
| 11/26 | L | 3-26 | at Oakland | 54,801 |
| 12/3 | W | 24-21 | DENVER | 66,725 |
| 12/10 | W | 24-10 | BALTIMORE | 44,175 |
| 12/17 | W | 17-14 | at Atlanta | 58,850 |

INDIVIDUAL STATISTICS

| | Att. | Cmp. | PASSING | | | | LG | Rating |
|----------------------|------------|------------|-------------|-------------|-----------|-----------|-----------|-------------|
| | | | Yds. | Pct. | TD | Int | | |
| Dawson | 305 | 175 | 1835 | 57.4 | 13 | 12 | 44 | 72.8 |
| Livingston | 78 | 41 | 480 | 52.6 | 7 | 8 | 36 | 61.9 |
| Wilson | 1 | 1 | 20 | 100.0 | 0 | 0 | 20 | 118.8 |
| CHIEFS TOTALS | 384 | 217 | 2335 | 56.5 | 20 | 20 | 44 | 70.2 |
| Opp. Total | 368 | 186 | 2483 | 50.5 | 17 | 24 | 67t | 60.5 |

| | No. | Yds. | Avg. | LG | TD |
|----------------------|------------|-------------|-------------|-----------|-----------|
| | | | | | |
| Taylor | 57 | 821 | 14.4 | 44 | 6 |
| Podolak | 46 | 345 | 7.5 | 27t | 2 |
| Hayes | 31 | 295 | 9.5 | 29t | 3 |
| Adamle | 15 | 76 | 5.1 | 11 | 0 |
| Frazier | 13 | 172 | 13.2 | 35 | 5 |
| Homan | 12 | 135 | 11.3 | 38 | 1 |
| Otis | 12 | 76 | 6.3 | 13 | 0 |
| Wright | 11 | 81 | 7.4 | 14 | 0 |
| West | 9 | 165 | 18.3 | 42t | 2 |
| Stroud | 4 | 80 | 20.0 | 44 | 1 |
| Kinney | 4 | 45 | 11.3 | 19 | 0 |
| Jankowski | 2 | 24 | 12.0 | 18 | 0 |
| Allen | 1 | 20 | 20.0 | 20 | 0 |
| CHIEFS TOTALS | 217 | 2335 | 10.8 | 44 | 20 |
| Opp. Total | 186 | 2483 | 13.3 | 67t | 17 |

| | No. | Yds. | Avg. | LG | TD |
|----------------------|------------|-------------|------------|-----------|----------|
| | | | | | |
| Podolak | 171 | 615 | 3.6 | 30 | 4 |
| Hayes | 128 | 536 | 4.2 | 28 | 0 |
| Adamle | 73 | 303 | 4.2 | 19 | 1 |
| Livingston | 14 | 133 | 9.5 | 51 | 0 |
| Kinney | 38 | 122 | 3.2 | 16 | 1 |
| Otis | 29 | 92 | 3.2 | 12 | 0 |
| Dawson | 15 | 75 | 5.0 | 20 | 0 |
| Wright | 1 | 24 | 24.0 | 24 | 0 |
| Taylor | 5 | 13 | 2.6 | 11 | 0 |
| West | 2 | 2 | 1.0 | 10 | 0 |
| CHIEFS TOTALS | 476 | 1915 | 4.0 | 51 | 6 |
| Opp. Total | 453 | 1805 | 4.0 | 45 | 12 |

TEAM LEADERS

Scoring: Jan Stenerud 95 pts: 32 PATs, 21 FGs
 INTs: Mike Sensibaugh 8-65 yds., 0 TDs
 Punting: Jerrel Wilson 66-2960 yds., 44.8 avg., 69 LG
 Punt Returns: Larry Marshall 18-103 yds., 5.7 avg., 0 TDs
 Kickoff Returns: Larry Marshall 23-651 yds., 28.3 avg., 0 TDs

LEAGUE STANDINGS



AMERICAN FOOTBALL CONFERENCE

| Western Division | | | | |
|------------------|----|----|---|-------|
| | W | L | T | Pct. |
| Oakland | 10 | 3 | 1 | .750 |
| Kansas City | 8 | 6 | 0 | .571 |
| Denver | 5 | 9 | 0 | .357 |
| San Diego | 4 | 9 | 1 | .321 |
| Central Division | | | | |
| | W | L | T | Pct. |
| Pittsburgh | 11 | 3 | 0 | .786 |
| Cleveland † | 10 | 4 | 0 | .714 |
| Cincinnati | 8 | 6 | 0 | .571 |
| Houston | 1 | 13 | 0 | .071 |
| Eastern Division | | | | |
| | W | L | T | Pct. |
| Miami | 14 | 0 | 0 | 1.000 |
| N.Y. Jets | 7 | 7 | 0 | .500 |
| Baltimore | 5 | 9 | 0 | .357 |
| Buffalo | 4 | 9 | 1 | .321 |
| New England | 3 | 11 | 0 | .214 |



NATIONAL FOOTBALL CONFERENCE

| Western Division | | | | |
|------------------|----|----|---|------|
| | W | L | T | Pct. |
| San Francisco | 8 | 5 | 1 | .607 |
| Atlanta | 7 | 7 | 0 | .500 |
| Los Angeles | 6 | 7 | 1 | .464 |
| New Orleans | 2 | 11 | 1 | .179 |
| Central Division | | | | |
| | W | L | T | Pct. |
| Green Bay | 10 | 4 | 0 | .714 |
| Detroit | 8 | 5 | 1 | .607 |
| Minnesota | 7 | 7 | 0 | .500 |
| Chicago | 4 | 9 | 1 | .321 |
| Eastern Division | | | | |
| | W | L | T | Pct. |
| Washington | 11 | 3 | 0 | .786 |
| Dallas † | 10 | 4 | 0 | .714 |
| N.Y. Giants | 8 | 6 | 0 | .571 |
| St. Louis | 4 | 9 | 1 | .321 |
| Philadelphia | 2 | 11 | 1 | .179 |

AFC Championship: Miami 21, Pittsburgh 17
 NFC Championship: Washington 26, Dallas 3
 Super Bowl VII: Miami 14, Washington 7

REGULAR STARTERS

| OFFENSE | | DEFENSE | |
|---------|--------------------|---------|----------------------|
| WR | Dennis Homan | LE | Marvin Upshaw |
| | Robert West | LT | Curley Culp |
| LT | Jim Tyrer | RT | Buck Buchanan |
| LG | Ed Budde | RE | Wilbur Young |
| C | Jack Rudnay | LLB | Bobby Bell |
| RG | Mo Moorman | MLB | Willie Lanier |
| RT | Dave Hill | RLB | Jim Lynch |
| TE | Morris Stroud | LCB | Jim Marsalis |
| | Willie Frazier | RCB | Emmitt Thomas |
| WR | Otis Taylor | LS | Jim Kearney |
| QB | Len Dawson | RS | Mike Sensibaugh |
| RB | Ed Podolak | P | Jerrel Wilson |
| RB | Wendell Hayes | | |
| K | Jan Stenerud | | |

PRO BOWLERS IN BOLD

TEAM STATISTICS

| | CHIEFS | OPP. |
|----------------------------------|------------|-----------|
| TOTAL FIRST DOWNS | 245 | 227 |
| Rushing/Passing/Penalty | 118/116/11 | 93/116/18 |
| TOTAL NET YARDS | 3956 | 4027 |
| Avg. Per Game | 282.6 | 287.6 |
| Total Plays | 894 | 853 |
| Avg. Per Play | 4.4 | 4.7 |
| NET YARDS RUSHING | 1915 | 1805 |
| Avg. Per Game | 136.8 | 128.9 |
| Total Rushes | 476 | 453 |
| Avg. Per Play | 4.0 | 4.0 |
| NET YARDS PASSING | 2038 | 2222 |
| Avg. Per Game | 145.6 | 158.7 |
| Sacked/Yards Lost | 34/297 | 32/261 |
| Gross Yards | 2335 | 2483 |
| Attempts/Completions | 384/217 | 368/186 |
| Pct. of Completions | 56.5 | 50.5 |
| Had Intercepted | 20 | 24 |
| PUNTS/AVERAGE | 66/44.8 | 61/40.3 |
| KICKOFF RETURNS/YARDS | 46/1057 | 43/1083 |
| PUNT RETURNS/YARDS | 29/126 | 40/296 |
| PENALTIES/YARDS | 69/653 | 66/643 |
| FUMBLES/LOST | 23/12 | 35/19 |
| TOUCHDOWNS | 32 | 30 |
| Rushing/Passing | 6/20 | 12/17 |
| Returns: Off./Def./Kicking Game* | 1/5/0 | 0/1/0 |
| SAFETIES | 0 | 0 |

| SCORE BY PERIODS | 1 | 2 | 3 | 4 | Total |
|------------------|----|----|----|----|-------|
| CHIEFS TOTAL | 20 | 90 | 85 | 92 | 287 |
| Opp. Total | 55 | 98 | 37 | 64 | 254 |



1971

KANSAS CITY CHIEFS



10-3-1 • 1st AFC West • Hank Stram

Preseason (4-1-1)

| | | | | |
|------|---|-------|----------------|--------|
| 8/7 | W | 10-7 | at Baltimore | 16,771 |
| 8/14 | W | 12-10 | ATLANTA | 37,403 |
| 8/21 | W | 27-7 | at New Orleans | 70,459 |
| 8/30 | W | 21-16 | N.Y. JETS | 37,650 |
| 9/4 | T | 17-17 | ST. LOUIS | 36,743 |
| 9/11 | L | 17-24 | at Dallas | 74,035 |

Regular Season (10-3-1)

| | | | | |
|-------|---|-------|----------------------------|--------|
| 9/19 | L | 14-21 | at San Diego | 54,061 |
| 9/26 | W | 20-16 | at Houston | 46,498 |
| 10/3 | W | 16-3 | at Denver | 51,200 |
| 10/10 | W | 31-10 | SAN DIEGO | 50,514 |
| 10/18 | W | 38-16 | PITTSBURGH (Mon) (N) | 49,533 |
| 10/24 | W | 27-20 | WASHINGTON | 51,989 |
| 10/31 | T | 20-20 | at Oakland | 54,715 |
| 11/7 | L | 10-13 | at N.Y. Jets | 62,812 |
| 11/14 | W | 13-7 | CLEVELAND | 50,388 |
| 11/21 | W | 28-10 | DENVER | 49,945 |
| 11/25 | L | 21-32 | at Detroit (Thur) (Thnks) | 54,418 |
| 12/6 | W | 26-17 | at San Francisco (Mon) (N) | 45,306 |
| 12/12 | W | 16-14 | OAKLAND | 51,215 |
| 12/19 | W | 22-9 | BUFFALO | 48,121 |

AFC Divisional Playoff Game

| | | | | |
|-------|---|-------|-----------------|--------|
| 12/25 | L | 24-27 | 2OT MIAMI (Sat) | 50,374 |
|-------|---|-------|-----------------|--------|

INDIVIDUAL STATISTICS

| | Att. | Cmp. | PASSING | | | | LG | Rating |
|----------------------|------------|------------|-------------|-------------|-----------|-----------|-----------|-------------|
| | | | Yds. | Pct. | TD | Int | | |
| Dawson | 301 | 167 | 2504 | 55.2 | 15 | 13 | 82 | 81.8 |
| Livingston | 28 | 12 | 130 | 42.9 | 0 | 0 | 36 | 57.2 |
| Huarte | 6 | 2 | 18 | 33.3 | 0 | 0 | 26 | 42.3 |
| Podolak | 2 | 2 | 42 | 100.0 | 0 | 0 | 23 | 118.8 |
| CHIEFS TOTALS | 337 | 183 | 2694 | 54.3 | 15 | 13 | 82 | 79.4 |
| Opp. Total | 418 | 209 | 2703 | 50.0 | 11 | 27 | 53 | 52.6 |

| | No. | PASS RECEIVING | | LG | TD |
|----------------------|------------|----------------|-------------|-----------|-----------|
| | | Yds. | Avg. | | |
| Taylor | 57 | 1110 | 19.5 | 82 | 7 |
| Podolak | 36 | 252 | 8.5 | 23 | 0 |
| Wright | 26 | 528 | 20.3 | 69t | 3 |
| Stroud | 22 | 454 | 20.6 | 54 | 1 |
| Hayes | 16 | 150 | 10.2 | 26t | 1 |
| Otis | 13 | 81 | 6.2 | 26 | 2 |
| McVea | 5 | -3 | -0.6 | 10 | 0 |
| Homan | 2 | 47 | 9.0 | 9 | 0 |
| Frazier | 2 | 41 | 20.5 | 23 | 0 |
| Holmes | 2 | 16 | 8.0 | 12 | 0 |
| Smith | 1 | 12 | 12.0 | 12 | 0 |
| Adamle | 1 | 6 | 6.0 | 6t | 1 |
| CHIEFS TOTALS | 183 | 2694 | 14.7 | 82 | 15 |
| Opp. Total | 209 | 2703 | 12.9 | 53 | 11 |

| | No. | RUSHING | | LG | TD |
|----------------------|------------|-------------|------------|-----------|-----------|
| | | Yds. | Avg. | | |
| Podolak | 184 | 708 | 3.9 | 25 | 9 |
| Hayes | 132 | 541 | 4.1 | 27 | 1 |
| McVea | 68 | 288 | 4.2 | 19 | 3 |
| Otis | 49 | 184 | 3.8 | 14 | 0 |
| Adamle | 13 | 43 | 3.3 | 15 | 0 |
| Holmes | 21 | 35 | 1.7 | 6 | 0 |
| Taylor | 1 | 25 | 25.0 | 25t | 1 |
| Dawson | 12 | 24 | 2.0 | 8 | 0 |
| Livingston | 5 | 11 | 2.2 | 5 | 0 |
| Frazier | 1 | -2 | -2.0 | -2 | 0 |
| Wright | 1 | -10 | -10.0 | -10 | 0 |
| CHIEFS TOTALS | 487 | 1843 | 3.8 | 27 | 14 |
| Opp. Total | 367 | 1300 | 3.5 | 28 | 9 |

TEAM LEADERS

Scoring: Jan Stenerud 110 pts: 32 PATs, 26 FGs
INTs: Emmitt Thomas 8-145 yds., 1 TD
Punting: Jerrel Wilson 64-2864 yds., 44.8 avg., 68 LG
Punt Returns: Ed Podolak 13-84 yds., 6.5 avg., 0 TDs
Kickoff Returns: Kerry Reardon 12-308 yds., 25.7 avg., 0 TDs

LEAGUE STANDINGS



AMERICAN FOOTBALL CONFERENCE

Western Division

| | W | L | T | Pct. |
|-------------|----|---|---|------|
| Kansas City | 10 | 3 | 1 | .769 |
| Oakland | 8 | 4 | 2 | .667 |
| San Diego | 6 | 8 | 0 | .429 |
| Denver | 4 | 9 | 1 | .308 |

Central Division

| | W | L | T | Pct. |
|------------|---|----|---|------|
| Cleveland | 9 | 5 | 0 | .643 |
| Pittsburgh | 6 | 8 | 0 | .429 |
| Houston | 4 | 9 | 1 | .308 |
| Cincinnati | 4 | 10 | 0 | .286 |

Eastern Division

| | W | L | T | Pct. |
|-------------|----|----|---|------|
| Miami | 10 | 3 | 1 | .769 |
| Baltimore † | 10 | 4 | 0 | .714 |
| New England | 6 | 8 | 0 | .429 |
| N.Y. Jets | 6 | 8 | 0 | .429 |
| Buffalo | 1 | 13 | 0 | .071 |



NATIONAL FOOTBALL CONFERENCE

Western Division

| | W | L | T | Pct. |
|---------------|---|---|---|------|
| San Francisco | 9 | 5 | 0 | .643 |
| Los Angeles | 8 | 5 | 1 | .615 |
| Atlanta | 7 | 6 | 1 | .538 |
| New Orleans | 4 | 8 | 2 | .333 |

Central Division

| | W | L | T | Pct. |
|-----------|----|---|---|------|
| Minnesota | 11 | 3 | 0 | .786 |
| Detroit | 7 | 6 | 1 | .538 |
| Chicago | 6 | 8 | 0 | .429 |
| Green Bay | 4 | 8 | 2 | .333 |

Eastern Division

| | W | L | T | Pct. |
|--------------|----|----|---|------|
| Dallas | 11 | 3 | 0 | .786 |
| Washington † | 9 | 4 | 1 | .692 |
| Philadelphia | 6 | 7 | 1 | .462 |
| St. Louis | 4 | 9 | 1 | .308 |
| N.Y. Giants | 4 | 10 | 0 | .286 |

AFC Championship: Miami 21, Baltimore 0
NFC Championship: Dallas 14, San Francisco 3
Super Bowl VI: Dallas 24, Miami 3

REGULAR STARTERS

| OFFENSE | | DEFENSE | |
|---------|---------------|---------|-----------------|
| WR | Elmo Wright | LE | Marvin Upshaw |
| LT | Jim Tyrer | LT | Curley Culp |
| LG | Ed Budde | RT | Buck Buchanan |
| C | Jack Rudnay | RE | Aaron Brown |
| RG | Mo Moorman | LLB | Bobby Bell |
| RT | Dave Hill | MLB | Willie Lanier |
| TE | Morris Stroud | RLB | Jim Lynch |
| WR | Otis Taylor | LCB | Jim Marsalis |
| QB | Len Dawson | RCB | Emmitt Thomas |
| RB | Ed Podolak | LS | Jim Kearney |
| RB | Wendell Hayes | RS | Johnny Robinson |
| K | Jan Stenerud | P | Jerrel Wilson |

PRO BOWLERS IN BOLD

TEAM STATISTICS

| | CHIEFS | OPP. |
|-------------------------|------------|-----------|
| TOTAL FIRST DOWNS | 240 | 223 |
| Rushing/Passing/Penalty | 108/119/13 | 73/125/25 |
| TOTAL NET YARDS | 4190 | 3768 |
| Avg. Per Game | 299.3 | 269.1 |
| Total Plays | 859 | 813 |
| Avg. Per Play | 4.9 | 4.6 |
| NET YARDS RUSHING | 1843 | 1300 |
| Avg. Per Game | 131.6 | 92.9 |
| Total Rushes | 487 | 367 |
| Avg. Per Play | 4.0 | 3.7 |
| NET YARDS PASSING | 2347 | 2506 |
| Avg. Per Game | 167.6 | 179.0 |
| Sacked/Yards Lost | 35/347 | 28/235 |
| Gross Yards | 2694 | 2703 |
| Attempts/Completions | 337/183 | 418/209 |
| Pct. of Completions | 54.3 | 50.0 |
| Had Intercepted | 13 | 27 |
| PUNTS/AVERAGE | 64/44.8 | 67/40.7 |
| PUNT RETURNS/YARDS | 32/150 | 38/286 |
| KICKOFF RETURNS/YARDS | 47/1031 | 47/1071 |
| Penalties/Yards | 72/734 | 72/752 |
| Fumbles/Lost | 23/13 | 16/7 |
| TOUCHDOWNS | 32 | 21 |
| Rushing/Passing | 14/15 | 9/11 |
| Defensive/Kicking Game | 3/0 | 1/0 |
| SAFETIES | 0 | 1 |

| SCORE BY PERIODS | 1 | 2 | 3 | 4 | Total |
|------------------|----|-----|----|----|-------|
| CHIEFS TOTAL | 61 | 123 | 48 | 70 | 302 |
| Opp. Total | 41 | 71 | 22 | 74 | 208 |





7-5-2 • 2nd AFC West • Hank Stram

Preseason (4-3)

| | | |
|--------------|---------------------------------------|--------|
| 7/31 W 24-3 | College All-Stars (Chicago, IL) . . . | 69,940 |
| 8/8 W 30-17 | at Detroit | 55,032 |
| 8/14 L 3-17 | BALTIMORE | 38,341 |
| 8/22 W 16-13 | Cleveland (Memphis, TN) | 31,532 |
| 8/29 L 17-22 | at Atlanta | 56,990 |
| 9/5 W 13-0 | at Dallas | 69,055 |
| 9/12 L 24-34 | at St. Louis | 50,661 |

Regular Season (7-5-2)

| | | |
|---------------|----------------------------------|--------|
| 9/20 L 10-27 | at Minnesota | 47,900 |
| 9/28 W 44-24 | at Baltimore (Mon) (N) | 53,911 |
| 10/4 L 13-26 | at Denver | 50,705 |
| 10/11 W 23-10 | BOSTON | 50,698 |
| 10/18 W 27-19 | at Cincinnati | 57,265 |
| 10/25 L 16-27 | DALLAS | 51,158 |
| 11/1 T 17-17 | OAKLAND | 51,334 |
| 11/8 W 24-9 | HOUSTON | 49,810 |
| 11/15 W 31-14 | at Pittsburgh | 50,081 |
| 11/22 T 6-6 | ST. LOUIS | 50,711 |
| 11/29 W 26-14 | SAN DIEGO | 50,315 |
| 12/6 W 16-0 | DENVER | 50,454 |
| 12/12 L 6-20 | at Oakland (Sat) | 54,596 |
| 12/20 L 13-31 | at San Diego | 41,379 |

INDIVIDUAL STATISTICS

PASSING

| | Att. | Cmp. | Yds. | Pct. | TD | Int | LG | Rating |
|----------------------------|------------|------------|-------------|-------------|-----------|-----------|------------|-------------|
| Dawson | 262 | 141 | 1876 | 53.8 | 13 | 14 | 61t | 71.0 |
| Livingston | 22 | 11 | 122 | 50.0 | 0 | 1 | 31 | 47.9 |
| Podolak | 2 | 2 | 40 | 100.0 | 0 | 0 | 24 | 118.8 |
| Huarte | 2 | 0 | 0 | 0.0 | 0 | 1 | 0 | 0.0 |
| McVea | 1 | 0 | 0 | 0.0 | 0 | 0 | 0 | 39.6 |
| CHIEFS TOTALS . . . | 289 | 154 | 2038 | 53.3 | 13 | 16 | 61t | 67.8 |
| Opp. Total | 408 | 195 | 2280 | 47.8 | 15 | 31 | 89t | 45.8 |

PASS RECEIVING

| | No. | Yds. | Avg. | LG | TD |
|----------------------------|------------|-------------|-------------|------------|-----------|
| Taylor | 34 | 618 | 18.2 | 59t | 3 |
| Podolak | 26 | 307 | 11.8 | 59t | 1 |
| Hayes | 26 | 219 | 8.3 | 28 | 0 |
| Holmes | 23 | 173 | 7.5 | 31 | 1 |
| Pitts | 11 | 172 | 15.6 | 54 | 2 |
| Arbanas | 8 | 108 | 14.5 | 26 | 1 |
| Cannon | 7 | 125 | 17.8 | 45 | 2 |
| Richardson | 5 | 171 | 34.2 | 61t | 2 |
| McVea | 5 | 26 | 5.2 | 15 | 0 |
| Garrett | 4 | 4 | 1.0 | 5 | 0 |
| Stroud | 4 | 86 | 24.5 | 50 | 1 |
| Porter | 1 | 29 | 29.0 | 29 | 0 |
| CHIEFS TOTALS . . . | 154 | 2038 | 13.2 | 61t | 13 |
| Opp. Total | 195 | 2280 | 11.7 | 89t | 15 |

RUSHING

| | No. | Yds. | Avg. | LG | TD |
|----------------------------|------------|-------------|------------|------------|-----------|
| Podolak | 168 | 749 | 4.5 | 65t | 3 |
| Hayes | 109 | 381 | 3.5 | 22 | 5 |
| McVea | 61 | 260 | 4.3 | 34 | 0 |
| Holmes | 63 | 206 | 3.3 | 22 | 3 |
| Pitts | 5 | 84 | 16.8 | 42 | 0 |
| Garrett | 21 | 62 | 3.0 | 18 | 0 |
| Dawson | 11 | 46 | 4.2 | 21 | 0 |
| Livingston | 3 | 26 | 8.7 | 16 | 0 |
| Porter | 2 | 21 | 10.5 | 14 | 0 |
| Taylor | 3 | 13 | 4.3 | 7 | 0 |
| Cannon | 1 | 6 | 6.0 | 6 | 0 |
| Richardson | 1 | 4 | 4.0 | 4 | 0 |
| CHIEFS TOTALS . . . | 448 | 1858 | 4.2 | 65t | 11 |
| Opp. Total | 418 | 1657 | 4.0 | 47t | 10 |

TEAM LEADERS

Scoring: Jan Stenerud 116 pts: 26 PATs, 30 FGs
INTs: Johnny Robinson 10-155 yds., 1 TD
Punting: Jerrel Wilson 76-3415 yds., 44.9 avg., 68 LG
Punt Returns: Ed Podolak 23-311 yds., 13.5 avg., 0 TDs
Kickoff Returns: Robert Holmes 19-535 yds., 28.2 avg., 0 TDs

LEAGUE STANDINGS



AMERICAN FOOTBALL CONFERENCE

Western Division

| | W | L | T | Pct. |
|-------------|---|---|---|------|
| Oakland | 8 | 4 | 2 | .667 |
| Kansas City | 7 | 5 | 2 | .583 |
| San Diego | 5 | 6 | 3 | .455 |
| Denver | 5 | 8 | 1 | .385 |

Central Division

| | W | L | T | Pct. |
|------------|---|----|---|------|
| Cincinnati | 8 | 6 | 0 | .571 |
| Cleveland | 7 | 7 | 0 | .500 |
| Pittsburgh | 5 | 9 | 0 | .357 |
| Houston | 3 | 10 | 1 | .231 |

Eastern Division

| | W | L | T | Pct. |
|-----------|----|----|---|------|
| Baltimore | 11 | 2 | 1 | .846 |
| Miami † | 10 | 4 | 0 | .714 |
| N.Y. Jets | 4 | 10 | 0 | .286 |
| Buffalo | 3 | 10 | 1 | .231 |
| Boston | 2 | 12 | 0 | .143 |



NATIONAL FOOTBALL CONFERENCE

Western Division

| | W | L | T | Pct. |
|---------------|----|----|---|------|
| San Francisco | 10 | 3 | 1 | .769 |
| Los Angeles | 9 | 4 | 1 | .692 |
| Atlanta | 4 | 8 | 2 | .333 |
| New Orleans | 2 | 11 | 1 | .154 |

Central Division

| | W | L | T | Pct. |
|-----------|----|---|---|------|
| Minnesota | 12 | 2 | 0 | .857 |
| Detroit † | 10 | 4 | 0 | .714 |
| Chicago | 6 | 8 | 0 | .429 |
| Green Bay | 6 | 8 | 0 | .429 |

Eastern Division

| | W | L | T | Pct. |
|--------------|----|----|---|------|
| Dallas | 10 | 4 | 0 | .714 |
| N.Y. Giants | 9 | 5 | 0 | .643 |
| St. Louis | 8 | 5 | 1 | .615 |
| Washington | 6 | 8 | 0 | .429 |
| Philadelphia | 3 | 10 | 1 | .231 |

AFC Championship: Baltimore 27, Oakland 17
NFC Championship: Dallas 17, San Francisco 10
Super Bowl V: Baltimore 16, Dallas 13

REGULAR STARTERS

OFFENSE

| | |
|-----------|---------------|
| WR | Frank Pitts |
| LT | Jim Tyrer |
| LG | Ed Budde |
| C | Jack Rudnay |
| | E.J. Holub |
| RG | Mo Moorman |
| RT | Dave Hill |
| TE | Fred Arbanas |
| | Morris Stroud |
| WR | Otis Taylor |
| QB | Len Dawson |
| RB | Mike Garrett |
| | Ed Podolak |
| RB | Wendell Hayes |
| K | Jan Stenerud |

DEFENSE

| | |
|------------|-----------------|
| LE | Jerry Mays |
| LT | Curley Culp |
| RT | Buck Buchanan |
| RE | Aaron Brown |
| LLB | Bobby Bell |
| MLB | Willie Lanier |
| RLB | Jim Lynch |
| LCB | Jim Marsalis |
| RCB | Emmitt Thomas |
| LS | Jim Kearney |
| RS | Johnny Robinson |
| P | Jerrel Wilson |

PRO BOWLERS IN BOLD

TEAM STATISTICS

| | CHIEFS | OPP. |
|-----------------------------------|----------|-----------|
| TOTAL FIRST DOWNS | 183 | 226 |
| Rushing/Passing/Penalty | 83/86/14 | 83/111/32 |
| TOTAL NET YARDS | 3577 | 3667 |
| Avg. Per Game | 255.5 | 261.9 |
| Total Plays | 775 | 861 |
| Avg. Per Play | 4.6 | 4.3 |
| NET YARDS RUSHING | 1858 | 1657 |
| Avg. Per Game | 132.7 | 118.4 |
| Total Rushes | 448 | 418 |
| Avg. Per Play | 4.1 | 4.0 |
| NET YARDS PASSING | 1719 | 2010 |
| Avg. Per Game | 122.8 | 143.6 |
| Sacked/Yards Lost | 38/319 | 35/270 |
| Gross Yards | 2038 | 2280 |
| Attempts/Completions | 289/154 | 408/195 |
| Pct. of Completions | 53.3 | 47.8 |
| Had Intercepted | 16 | 31 |
| PUNTS/AVERAGE | 76/44.9 | 79/38.7 |
| PUNT RETURNS/YARDS | 31/371 | 51/414 |
| KICKOFF RETURNS/YARDS | 44/997 | |
| PENALTIES/YARDS | 83/888 | 71/817 |
| FUMBLES/LOST | 26/15 | 22/12 |
| TOUCHDOWNS | 26 | 26 |
| Rushing/Passing | 11/13 | 10/15 |
| Defensive/Kicking Game | 2/0 | 1/0 |
| SAFETIES | 0 | 0 |

SCORE BY PERIODS

| | 1 | 2 | 3 | 4 | Total |
|---------------------|-----------|-----------|-----------|-----------|------------|
| CHIEFS TOTAL | 53 | 98 | 46 | 75 | 272 |
| Opp. Total | 32 | 77 | 51 | 84 | 244 |



1969

KANSAS CITY CHIEFS



11-3 • 2nd AFL West • Hank Stram

Preseason (6-0)

| | | | | |
|------|---|-------|-------------------------------|--------|
| 8/2 | W | 23-17 | Oakland (Birmingham, AL)..... | 21,000 |
| 8/9 | W | 38-13 | DETROIT..... | 38,027 |
| 8/16 | W | 23-7 | Cincinnati (Jackson, MS)..... | 24,513 |
| 8/23 | W | 42-14 | at L.A. Rams..... | 58,306 |
| 8/28 | W | 31-21 | at St. Louis..... | 48,006 |
| 9/6 | W | 14-10 | ATLANTA..... | 37,273 |

Regular Season (11-3)

| | | | | |
|-------|---|-------|----------------------------|--------|
| 9/14 | W | 27-9 | at San Diego..... | 47,988 |
| 9/21 | W | 31-0 | at Boston..... | 22,002 |
| 9/28 | L | 19-24 | at Cincinnati..... | 27,812 |
| 10/5 | W | 26-13 | at Denver..... | 50,564 |
| 10/12 | W | 24-0 | HOUSTON..... | 45,805 |
| 10/19 | W | 17-10 | MIAMI..... | 49,809 |
| 10/26 | W | 42-22 | CINCINNATI..... | 50,934 |
| 11/2 | W | 29-7 | at Buffalo..... | 45,844 |
| 11/9 | W | 27-3 | SAN DIEGO..... | 51,104 |
| 11/16 | W | 34-16 | at N.Y. Jets..... | 63,849 |
| 11/23 | L | 24-27 | OAKLAND..... | 51,982 |
| 11/27 | W | 31-17 | DENVER (Thur) (Thnks)..... | 48,773 |
| 12/7 | W | 22-19 | BUFFALO..... | 47,712 |
| 12/13 | L | 6-10 | at Oakland (Sat)..... | 54,443 |

AFL Divisional Playoff Game

| | | | | |
|-------|---|------|-------------------------|--------|
| 12/20 | W | 13-6 | at N.Y. Jets (Sat)..... | 62,977 |
|-------|---|------|-------------------------|--------|

AFL Championship Game

| | | | | |
|-----|---|------|-----------------|--------|
| 1/4 | W | 17-7 | at Oakland..... | 54,443 |
|-----|---|------|-----------------|--------|

Super Bowl IV

| | | | | |
|------|---|------|---------------------------------|--------|
| 1/11 | W | 23-7 | Minnesota (New Orleans, LA).... | 80,562 |
|------|---|------|---------------------------------|--------|

INDIVIDUAL STATISTICS

| PASSING | | | | | | | | |
|---------------------------|------------|------------|-------------|-------------|-----------|-----------|-------------|-------------|
| | Att. | Cmp. | Yds. | Pct. | TD | Int | LG | Rating |
| Dawson..... | 166 | 98 | 1323 | 59.0 | 9 | 13 | 55t | 69.9 |
| Livingston..... | 161 | 84 | 1123 | 52.2 | 4 | 6 | 93t* | 67.4 |
| Lee..... | 20 | 12 | 109 | 60.0 | 1 | 1 | 31 | 70.6 |
| McVea..... | 3 | 1 | 50 | 33.0 | 1 | 0 | 50t | 121.5 |
| Flores..... | 1 | 1 | 33 | 100.0 | 1 | 0 | 33t | 158.3 |
| CHIEFS TOTALS..... | 351 | 196 | 2638 | 55.8 | 16 | 20 | 93t* | 71.4 |
| Opp. Total..... | 426 | 200 | 2491 | 46.9 | 10 | 32 | 80 | 42.1 |

| PASS RECEIVING | | | | | |
|---------------------------|------------|-------------|-------------|-----------|-----------|
| | No. | Yds. | Avg. | LG | TD |
| Garrett..... | 43 | 432 | 10.0 | 41 | 2 |
| Taylor..... | 41 | 696 | 17.0 | 79 | 7 |
| Pitts..... | 31 | 470 | 15.8 | 50 | 2 |
| Holmes..... | 26 | 266 | 10.2 | 33t | 3 |
| Richardson..... | 23 | 381 | 16.6 | 39 | 2 |
| Arbanas..... | 16 | 258 | 16.1 | 44 | 0 |
| Hayes..... | 9 | 64 | 7.1 | 17 | 0 |
| McVea..... | 7 | 71 | 10.1 | 22 | 0 |
| CHIEFS TOTALS..... | 196 | 2638 | 13.5 | 79 | 16 |
| Opp. Total..... | 200 | 2491 | 12.5 | 80 | 10 |

| RUSHING | | | | | |
|---------------------------|------------|-------------|------------|-----------|-----------|
| | No. | Yds. | Avg. | LG | TD |
| Garrett..... | 168 | 732 | 4.4 | 34 | 6 |
| Holmes..... | 150 | 612 | 4.1 | 25 | 2 |
| McVea..... | 106 | 500 | 4.7 | 80 | 7 |
| Hayes..... | 62 | 208 | 3.4 | 11 | 4 |
| Livingston..... | 15 | 102 | 6.8 | 39 | 0 |
| Lowe..... | 10 | 33 | 3.3 | 18 | 0 |
| Pitts..... | 5 | 28 | 5.6 | 11 | 0 |
| Dawson..... | 1 | 3 | 3.0 | 3 | 0 |
| Lee..... | 1 | 3 | 3.0 | 3 | 0 |
| Arbanas..... | 1 | 1 | 1.0 | 1 | 0 |
| Flores..... | 1 | 0 | 0.0 | 0 | 0 |
| Taylor..... | 2 | -2 | -1.0 | 10 | 0 |
| CHIEFS TOTALS..... | 522 | 2220 | 4.3 | 80 | 19 |
| Opp. Total..... | 314 | 1091 | 3.5 | 50 | 8 |

TEAM LEADERS

Scoring: Jan Stenerud..... 119 pts: 38 PATs, 27 FGs
INTs: Emmitt Thomas..... 9-146 yds., 1 TDs
Punting: Jerrel Wilson..... 68-3022 yds., 44.4 avg., 62 LG
Punt Returns: Noland Smith..... 9-107 yds., 11.9 avg., 0 TDs
Kickoff Returns: Warren McVea..... 13-318 yds., 24.5 avg., 0 TDs
 *93-yard touchdown pass was a 79-yard completion to Otis Taylor, with a lateral to Robert Holmes for 14 yards to finish the scoring play.

LEAGUE STANDINGS



AMERICAN FOOTBALL LEAGUE

Western Division

| | W | L | T | Pct. |
|---------------|----|---|---|------|
| Oakland | 12 | 1 | 1 | .923 |
| Kansas City † | 11 | 3 | 0 | .786 |
| San Diego | 8 | 6 | 0 | .571 |
| Denver | 5 | 8 | 1 | .385 |
| Cincinnati | 4 | 9 | 1 | .308 |

Eastern Division

| | W | L | T | Pct. |
|-----------|----|----|---|------|
| N.Y. Jets | 10 | 4 | 0 | .714 |
| Houston † | 6 | 6 | 2 | .500 |
| Boston | 4 | 10 | 0 | .286 |
| Buffalo | 4 | 10 | 0 | .286 |
| Miami | 3 | 10 | 1 | .231 |

AFL Divisional Playoffs

Kansas City 13, N.Y. Jets 6

Oakland 56, Houston 7

AFL Championship

Kansas City 17, Oakland 7

NFL Championship

Minnesota 27, Cleveland 7

Super Bowl IV

Kansas City 23, Minnesota 7



NATIONAL FOOTBALL LEAGUE

Western Conference

| Coastal Division | | | | W | L | T | Pct. |
|------------------|----|---|---|------|---|---|------|
| Los Angeles | 11 | 3 | 0 | .786 | | | |
| Baltimore | 8 | 5 | 1 | .615 | | | |
| Atlanta | 8 | 8 | 0 | .500 | | | |
| San Francisco | 4 | 8 | 2 | .333 | | | |

| Central Division | | | | W | L | T | Pct. |
|------------------|----|----|---|------|---|---|------|
| Minnesota | 12 | 2 | 0 | .857 | | | |
| Detroit | 9 | 4 | 1 | .692 | | | |
| Green Bay | 8 | 6 | 0 | .571 | | | |
| Chicago | 1 | 13 | 0 | .071 | | | |

Eastern Conference

| Capitol Division | | | | W | L | T | Pct. |
|------------------|----|---|---|------|---|---|------|
| Dallas | 11 | 2 | 1 | .846 | | | |
| Washington | 7 | 5 | 2 | .583 | | | |
| New Orleans | 5 | 9 | 0 | .357 | | | |
| Philadelphia | 4 | 9 | 1 | .308 | | | |

| Century Division | | | | W | L | T | Pct. |
|------------------|----|----|---|------|---|---|------|
| Cleveland | 10 | 3 | 1 | .769 | | | |
| N.Y. Giants | 6 | 8 | 0 | .429 | | | |
| St. Louis | 4 | 9 | 1 | .308 | | | |
| Pittsburgh | 1 | 13 | 0 | .071 | | | |

REGULAR STARTERS

| OFFENSE | | DEFENSE | |
|-----------|--------------------|------------|-----------------|
| WR | Frank Pitts | LE | Jerry Mays |
| LT | Jim Tyrer | LT | Curley Culp |
| LG | Ed Budde | RT | Buck Buchanan |
| C | E.J. Holub | RE | Aaron Brown |
| RG | Mo Moorman | LLB | Bobby Bell |
| RT | Dave Hill | MLB | Willie Lanier |
| TE | Fred Arbanas | RLB | Jim Lynch |
| WR | Gloster Richardson | LCB | Jim Marsalis |
| | Otis Taylor | RCB | Emmitt Thomas |
| QB | Len Dawson | LS | Jim Kearney |
| | Mike Livingston | RS | Johnny Robinson |
| RB | Mike Garrett | P | Jerrel Wilson |
| RB | Robert Holmes | | |
| K | Jan Stenerud | | |

ALL-STARs IN BOLD

TEAM STATISTICS

| | CHIEFS | OPP. |
|------------------------------|-----------|-----------|
| TOTAL FIRST DOWNS..... | 258 | 181 |
| Rushing/Passing/Penalty..... | 129/125/4 | 53/111/17 |
| TOTAL NET YARDS..... | 4607 | 3163 |
| Avg. Per Game..... | 329.1 | 225.9 |
| Total Plays..... | 899 | 788 |
| Avg. Per Play..... | 5.2 | 4.0 |
| NET YARDS RUSHING..... | 2220 | 1091 |
| Avg. Per Game..... | 158.6 | 77.9 |
| Total Rushes..... | 522 | 316 |
| Avg. Per Play..... | 4.3 | 3.5 |
| NET YARDS PASSING..... | 2387 | 2072 |
| Avg. Per Game..... | 170.5 | 148.0 |
| Sacked/Yards Lost..... | 26/251 | 48/419 |
| Gross Yards..... | 2638 | 2491 |
| Attempts/Completions..... | 351/196 | 426/200 |
| Pct. of Completions..... | 55.8 | 46.9 |
| Had Intercepted..... | 20 | 32 |
| PUNTS/AVERAGE..... | 68/44.4 | 84/43.0 |
| PUNT RETURNS/YARDS..... | 33/242 | 43/509 |
| KICKOFF RETURNS/YARDS..... | 41/1090 | 59/1431 |
| PENALTIES/YARDS..... | 62/757 | 39/434 |
| FUMBLES/LOST..... | 34/19 | 25/15 |
| TOUCHDOWNS..... | 40 | 19 |
| Rushing/Passing..... | 19/16 | 6/10 |
| Defensive/Kicking Game..... | 2/3 | 3/0 |
| SAFETIES..... | 0 | 1 |

| SCORE BY PERIODS | 1 | 2 | 3 | 4 | Total |
|---------------------|-----------|------------|-----------|------------|------------|
| CHIEFS TOTAL | 81 | 117 | 50 | 111 | 359 |
| Opp. Total | 29 | 45 | 36 | 67 | 177 |



1968

KANSAS CITY CHIEFS



12-2 • (Tie) 1st AFL West • Hank Stram

Preseason (4-1)

| | | | | |
|------|---|-------|---------------|--------|
| 8/3 | W | 38-14 | at Cincinnati | 21,682 |
| 8/10 | W | 13-10 | at Minnesota | 46,228 |
| 8/17 | W | 13-10 | ST. LOUIS | 47,462 |
| 8/24 | W | 31-21 | OAKLAND | 43,769 |
| 8/31 | L | 16-36 | at L.A. Rams | 54,323 |

Regular Season (12-2)

| | | | | |
|------------------------------------|---|-------|-----------------------|--------|
| 9/10 | W | 26-21 | at Houston (Mon) (N) | 45,083 |
| 9/15 | L | 19-20 | N.Y. JETS | 48,871 |
| 9/22 | W | 34-2 | DENVER | 45,821 |
| 9/28 | W | 48-3 | at Miami (Sat) (N) | 28,501 |
| 10/5 | W | 18-7 | at Buffalo (Sat) (N) | 40,748 |
| 10/13 | W | 13-3 | CINCINNATI | 47,096 |
| 10/20 | W | 24-10 | OAKLAND | 50,015 |
| 10/27 | W | 27-20 | SAN DIEGO | 50,344 |
| 11/3 | L | 21-38 | at Oakland | 53,357 |
| 11/10 | W | 16-9 | at Cincinnati | 25,537 |
| 11/17 | W | 31-17 | BOSTON | 48,271 |
| 11/28 | W | 24-10 | HOUSTON (Thur) (Thns) | 48,493 |
| 12/8 | W | 40-3 | at San Diego | 51,174 |
| 12/14 | W | 30-7 | at Denver (Sat) | 38,463 |
| AFL Divisional Playoff Game | | | | |
| 12/22 | L | 6-41 | at Oakland | 54,444 |

INDIVIDUAL STATISTICS

| | Att. | Cmp. | Yds. | Pct. | TD | Int | LG | Rating |
|----------------------|------------|------------|-------------|-------------|-----------|-----------|-----------|-------------|
| Dawson | 224 | 131 | 2109 | 58.5 | 17 | 9 | 92 | 98.6 |
| Lee | 45 | 25 | 383 | 55.6 | 3 | 1 | 61 | 96.8 |
| Garrett | 1 | 0 | 0 | 0.0 | 0 | 1 | 0 | 0.0 |
| CHIEFS TOTALS | 270 | 156 | 2492 | 57.8 | 20 | 11 | 92 | 96.4 |
| Opp. Total | 461 | 214 | 3262 | 46.4 | 14 | 37 | 82 | 46.9 |

PASS RECEIVING

| | No. | Yds. | Avg. | LG | TD |
|----------------------|------------|-------------|-------------|-----------|-----------|
| Garrett | 33 | 359 | 10.9 | 43 | 3 |
| Pitts | 30 | 655 | 21.8 | 90 | 6 |
| Richardson | 22 | 494 | 22.5 | 92 | 6 |
| Taylor | 20 | 420 | 21.0 | 67 | 4 |
| Holmes | 19 | 201 | 10.6 | 43 | 0 |
| Hayes | 12 | 108 | 9.0 | 22 | 1 |
| Arbanas | 11 | 189 | 17.2 | 48 | 0 |
| McClinton | 3 | -4 | -1.3 | 5 | 0 |
| Carolan | 2 | 26 | 13.0 | 19 | 0 |
| Coan | 2 | 15 | 7.5 | 12 | 0 |
| Wilson | 1 | 14 | 14.0 | 14 | 0 |
| Smith | 1 | 15 | 15.0 | 15 | 0 |
| CHIEFS TOTALS | 156 | 2492 | 16.0 | 92 | 20 |
| Opp. Total | 214 | 3262 | 15.2 | 82 | 14 |

RUSHING

| | No. | Yds. | Avg. | LG | TD |
|----------------------|------------|-------------|------------|-----------|-----------|
| Holmes | 174 | 866 | 5.0 | 76 | 7 |
| Garrett | 164 | 564 | 3.4 | 37 | 3 |
| Hayes | 85 | 340 | 4.0 | 25 | 4 |
| Coan | 40 | 160 | 4.0 | 24 | 1 |
| Pitts | 11 | 107 | 9.7 | 28 | 0 |
| McClinton | 24 | 107 | 4.5 | 19 | 0 |
| Taylor | 5 | 41 | 8.2 | 30 | 1 |
| Dawson | 20 | 40 | 2.0 | 22 | 0 |
| Arbanas | 3 | 14 | 4.7 | 8 | 0 |
| Livingston | 2 | 2 | 1.0 | 3 | 0 |
| Wilson | 5 | 1 | 0.2 | 3 | 0 |
| Smith | 2 | -2 | -1.0 | 1 | 0 |
| Richardson | 1 | -3 | -3.0 | -3 | 0 |
| Lowe | 1 | -10 | -10.0 | -10 | 0 |
| CHIEFS TOTALS | 537 | 2227 | 4.2 | 76 | 16 |
| Opp. Total | 365 | 1266 | 3.5 | 36 | 4 |

TEAM LEADERS

Scoring: Jan Stenerud 129 pts: 39 PATs, 30 FGs
INTs: Johnny Robinson 6-40 yds., 0 TDs
Punting: Jerrel Wilson 63-2841 yds., 45.1 avg., 70 LG
Punt Returns: Noland Smith 18-270 yds., 15.0 avg., 1 TD
Kickoff Returns: Noland Smith 23-549 yds., 23.9 avg., 0 TDs

LEAGUE STANDINGS



AMERICAN FOOTBALL LEAGUE

Western Division

| | W | L | T | Pct. |
|-------------|----|----|---|------|
| Oakland | 12 | 2 | 0 | .857 |
| Kansas City | 12 | 2 | 0 | .857 |
| San Diego | 9 | 5 | 0 | .643 |
| Denver | 5 | 9 | 0 | .357 |
| Cincinnati | 3 | 11 | 0 | .214 |

Eastern Division

| | W | L | T | Pct. |
|-----------|----|----|---|------|
| N.Y. Jets | 11 | 3 | 0 | .786 |
| Houston | 7 | 7 | 0 | .500 |
| Miami | 5 | 8 | 1 | .385 |
| Boston | 4 | 10 | 0 | .286 |
| Buffalo | 1 | 12 | 1 | .077 |

AFL Western Division Playoff

Oakland 41, Kansas City 6

AFL Championship

N.Y. Jets 27, Oakland 23

NFL Championship

Baltimore 34, Cleveland 0

Super Bowl III

N.Y. Jets 16, Baltimore 7



NATIONAL FOOTBALL LEAGUE

Western Conference

| | W | L | T | Pct. |
|------------------|----|----|---|------|
| Coastal Division | | | | |
| Baltimore | 13 | 1 | 0 | .929 |
| Los Angeles | 10 | 3 | 1 | .769 |
| San Francisco | 7 | 6 | 1 | .538 |
| Atlanta | 2 | 12 | 0 | .143 |

Central Division

| | W | L | T | Pct. |
|-----------|---|---|---|------|
| Minnesota | 8 | 6 | 0 | .571 |
| Chicago | 7 | 7 | 0 | .500 |
| Green Bay | 6 | 7 | 1 | .462 |
| Detroit | 4 | 8 | 2 | .333 |

Eastern Conference

| | W | L | T | Pct. |
|------------------|----|----|---|------|
| Capitol Division | | | | |
| Dallas | 12 | 2 | 0 | .857 |
| N.Y. Giants | 7 | 7 | 0 | .500 |
| Washington | 5 | 9 | 0 | .357 |
| Philadelphia | 2 | 12 | 0 | .143 |

Century Division

| | W | L | T | Pct. |
|-------------|----|----|---|------|
| Cleveland | 10 | 4 | 0 | .714 |
| St. Louis | 9 | 4 | 1 | .692 |
| New Orleans | 4 | 9 | 1 | .308 |
| Pittsburgh | 2 | 11 | 1 | .154 |

REGULAR STARTERS

OFFENSE

| | |
|----|--------------------|
| WR | Frank Pitts |
| LT | Jim Tyrer |
| LG | Ed Budde |
| C | E.J. Holub |
| RG | Mo Moorman |
| RT | Dave Hill |
| TE | Fred Arbanas |
| WR | Gloster Richardson |
| | Otis Taylor |
| QB | Len Dawson |
| RB | Mike Garrett |
| RB | Robert Holmes |
| K | Jan Stenerud |

DEFENSE

| | |
|-----|-----------------|
| LE | Jerry Mays |
| LT | Ed Lothamer |
| RT | Buck Buchanan |
| RE | Aaron Brown |
| LLB | Bobby Bell |
| MLB | Willie Lanier |
| RLB | Jim Lynch |
| LCB | Emmitt Thomas |
| RCB | Willie Mitchell |
| LS | Jim Kearney |
| RS | Johnny Robinson |
| P | Jerrel Wilson |

ALL-STARS IN BOLD

TEAM STATISTICS

| | CHIEFS | OPP. |
|-------------------------|-----------|-----------|
| FIRST DOWNS | 223 | 215 |
| Rushing/Passing/Penalty | 123/89/11 | 52/140/23 |
| TOTAL NET YARDS | 4503 | 4389 |
| Avg. Per Game | 321.6 | 313.5 |
| Total Plays | 831 | 871 |
| Avg. Per Play | 5.4 | 5.0 |
| NET YARDS RUSHING | 2227 | 1266 |
| Avg. Per Game | 159.1 | 90.4 |
| Total Rushes | 537 | 365 |
| Avg. Per Play | 4.1 | 3.5 |
| NET YARDS PASSING | 2276 | 2822 |
| Avg. Per Game | 162.6 | 201.6 |
| Sacked/Yards Lost | 24/216 | 45/440 |
| Gross Yards | 2492 | 3562 |
| Attempts/Completions | 270/156 | 461/214 |
| Pct. of Completions | 57.8 | 46.4 |
| Had Intercepted | 11 | 37 |
| PUNTS/AVERAGE | 65/45.3 | 73/42.8 |
| PUNT RETURNS/YARDS | 31/450 | 31/220 |
| KICKOFF RETURNS/YARDS | 38/736 | 54/1044 |
| PENALTIES/YARDS | 66/650 | 62/555 |
| FUMBLES/LOST | 26/16 | 22/12 |
| TOUCHDOWNS | 40 | 18 |
| Rushing/Passing | 16/20 | 4/14 |
| Defensive/Kicking Game | 2/2 | 0/0 |
| SAFETIES | 1 | 1 |

SCORE BY PERIODS

| | 1 | 2 | 3 | 4 | Total |
|--------------|----|-----|----|----|-------|
| CHIEFS TOTAL | 90 | 111 | 71 | 99 | 371 |
| Opp. Total | 46 | 57 | 40 | 27 | 170 |





Preseason (4-1)

| | | | | |
|------|---|-------|----------------------------|--------|
| 8/5 | W | 24-9 | at Houston | 36,362 |
| 8/12 | W | 30-17 | N.Y. Jets (Birmingham, AL) | 53,109 |
| 8/19 | W | 48-0 | Oakland (Portland, OR) | 13,352 |
| 8/23 | W | 66-24 | CHICAGO | 33,041 |
| 9/1 | L | 24-44 | at L.A. Rams | 73,990 |

Regular Season (9-5)

| | | | | |
|-------|---|-------|------------------------|--------|
| 9/9 | W | 25-20 | at Houston (Sat) (N) | 28,003 |
| 9/24 | W | 24-0 | at Miami | 36,272 |
| 10/1 | L | 21-23 | at Oakland | 50,268 |
| 10/8 | W | 41-0 | MIAMI | 45,291 |
| 10/15 | L | 31-45 | at San Diego | 43,355 |
| 10/22 | L | 19-24 | HOUSTON | 46,365 |
| 10/29 | W | 52-9 | DENVER | 44,002 |
| 11/5 | W | 42-18 | N.Y. JETS | 46,642 |
| 11/12 | W | 33-10 | at Boston | 23,010 |
| 11/19 | L | 16-17 | SAN DIEGO | 46,738 |
| 11/23 | L | 22-44 | OAKLAND (Thur) (Thnks) | 44,020 |
| 12/3 | W | 23-13 | BUFFALO | 41,948 |
| 12/10 | W | 21-7 | at N.Y. Jets | 62,891 |
| 12/17 | W | 38-24 | at Denver | 31,660 |

INDIVIDUAL STATISTICS

| | PASSING | | | | | | | Rating |
|----------------------|------------|------------|-------------|-------------|-----------|-----------|------------|-------------|
| | Att. | Cmp. | Yds. | Pct. | TD | Int | LG | |
| Dawson | 357 | 206 | 2651 | 57.7 | 24 | 17 | 71t | 83.7 |
| Lee | 19 | 6 | 105 | 31.6 | 1 | 2 | 29 | 29.4 |
| Garrett | 4 | 1 | 17 | 25.0 | 1 | 0 | 17t | 84.4 |
| Beathard | 2 | 0 | 0 | 0.0 | 0 | 0 | 0 | 39.6 |
| CHIEFS TOTALS | 382 | 213 | 2773 | 55.8 | 26 | 19 | 71t | 80.8 |
| Opp. Total | 462 | 229 | 2890 | 49.6 | 13 | 31 | 76 | 50.9 |

| | PASS RECEIVING | | | | |
|----------------------|----------------|-------------|-------------|------------|-----------|
| | No. | Yds. | Avg. | LG | TD |
| Taylor | 59 | 958 | 16.2 | 71t | 11 |
| Garrett | 46 | 261 | 5.7 | 34 | 1 |
| McClinton | 26 | 219 | 8.4 | 25 | 1 |
| Burford | 25 | 389 | 15.6 | 55 | 3 |
| Arbanas | 20 | 295 | 14.8 | 43 | 5 |
| G. Thomas | 13 | 99 | 7.6 | 27 | 2 |
| Richardson | 12 | 312 | 26.0 | 56 | 2 |
| Coan | 5 | 41 | 8.2 | 24 | 0 |
| Pitts | 4 | 131 | 32.8 | 59 | 1 |
| Carolan | 2 | 26 | 13.0 | 23 | 0 |
| N. Smith | 1 | 42 | 42.0 | 42 | 0 |
| CHIEFS TOTALS | 213 | 2773 | 13.0 | 71t | 26 |
| Opp. Total | 229 | 2890 | 12.6 | 76 | 13 |

| | RUSHING | | | | |
|----------------------|------------|-------------|------------|-----------|-----------|
| | No. | Yds. | Avg. | LG | TD |
| Garrett | 236 | 1087 | 4.6 | 58 | 9 |
| McClinton | 97 | 392 | 4.0 | 34 | 2 |
| Coan | 63 | 275 | 4.4 | 38 | 4 |
| G. Thomas | 35 | 133 | 3.8 | 19 | 1 |
| Dawson | 20 | 68 | 3.4 | 24 | 0 |
| Taylor | 5 | 29 | 5.8 | 24 | 1 |
| Pitts | 3 | 19 | 6.3 | 15 | 1 |
| Wilson | 1 | 10 | 10.0 | 10 | 0 |
| N. Smith | 1 | 8 | 8.0 | 8 | 0 |
| Lee | 1 | -3 | -3.0 | -3 | 0 |
| CHIEFS TOTALS | 462 | 2018 | 4.4 | 58 | 18 |
| Opp. Total | 343 | 1408 | 4.1 | 67t | 10 |

TEAM LEADERS

Scoring: Jan Stenerud 108 pts: 45 PATs, 21 FGs
INTs: Fletcher Smith 6-150 yds., 0 TDs
Punting: Jerrel Wilson 41-1739 yds., 42.4 avg., 59 LG
Punt Returns: Noland Smith 26-212 yds., 8.2 avg., 0 TDs
Kickoff Returns: Noland Smith 41-1148 yds., 28.0 avg., 1 TD

LEAGUE STANDINGS



AMERICAN FOOTBALL LEAGUE

Western Division

| | W | L | T | Pct. |
|-------------|----|----|---|------|
| Oakland | 13 | 1 | 0 | .929 |
| Kansas City | 9 | 5 | 0 | .643 |
| San Diego | 8 | 5 | 1 | .615 |
| Denver | 3 | 11 | 0 | .214 |

Eastern Division

| | W | L | T | Pct. |
|-----------|---|----|---|------|
| Houston | 9 | 4 | 1 | .692 |
| N.Y. Jets | 8 | 5 | 1 | .615 |
| Buffalo | 4 | 10 | 0 | .286 |
| Miami | 5 | 8 | 1 | .385 |
| Boston | 3 | 10 | 1 | .231 |

AFL Championship
Oakland 40, Houston 7

NFL Championship
Green Bay 21, Dallas 17

Super Bowl II
Green Bay 33, Oakland 14



NATIONAL FOOTBALL LEAGUE

Western Conference

| Coastal Division | | W | L | T | Pct. |
|------------------|----|----|---|------|------|
| Los Angeles | 11 | 1 | 2 | .917 | |
| Baltimore | 11 | 1 | 2 | .917 | |
| San Francisco | 7 | 7 | 0 | .500 | |
| Atlanta | 1 | 12 | 1 | .077 | |

Central Division

| | W | L | T | Pct. |
|-----------|---|---|---|------|
| Green Bay | 9 | 4 | 1 | .692 |
| Chicago | 7 | 6 | 1 | .538 |
| Detroit | 5 | 7 | 2 | .417 |
| Minnesota | 3 | 8 | 3 | .273 |

Eastern Conference

| Capitol Division | | W | L | T | Pct. |
|------------------|---|----|---|------|------|
| Dallas | 9 | 5 | 0 | .643 | |
| Philadelphia | 6 | 7 | 1 | .462 | |
| Washington | 5 | 6 | 3 | .455 | |
| New Orleans | 3 | 11 | 0 | .214 | |

Century Division

| | W | L | T | Pct. |
|-------------|---|---|---|------|
| Cleveland | 9 | 5 | 0 | .643 |
| N.Y. Giants | 7 | 7 | 0 | .500 |
| St. Louis | 6 | 7 | 1 | .462 |
| Pittsburgh | 4 | 9 | 1 | .308 |

REGULAR STARTERS

OFFENSE

| | |
|----|-------------------------|
| WR | Chris Burford |
| LT | Jim Tyrer |
| LG | Ed Budde |
| C | Jon Gilliam |
| RG | Curt Merz |
| RT | Dave Hill |
| TE | Fred Arbanas |
| WR | Gloster Richardson |
| QB | Len Dawson |
| RB | Mike Garrett |
| RB | Curtis McClinton |
| K | Jan Stenerud |

DEFENSE

| | |
|-----|------------------------|
| LE | Jerry Mays |
| LT | Andy Rice |
| | Ed Lothamer |
| RT | Buck Buchanan |
| RE | Chuck Hurston |
| LLB | Bobby Bell |
| MLB | Sherrill Headrick |
| RLB | E.J. Holub |
| LCB | Emmitt Thomas |
| RCB | Willie Mitchell |
| LS | Bobby Hunt |
| RS | Johnny Robinson |
| P | Jerrel Wilson |
| | Wayne Walker |

ALL-STARS IN BOLD

TEAM STATISTICS

| | CHIEFS | OPP. |
|-------------------------|------------|-----------|
| TOTAL FIRST DOWNS | 251 | 221 |
| Rushing/Passing/Penalty | 116/117/18 | 73/132/16 |
| TOTAL NET YARDS | 4490 | 3944 |
| Avg. Per Game | 320.7 | 281.7 |
| Total Plays | 872 | 843 |
| Avg. Per Play | 5.1 | 4.7 |
| NET YARDS RUSHING | 2018 | 1408 |
| Avg. Per Game | 144.1 | 100.6 |
| Total Rushes | 462 | 343 |
| Avg. Per Play | 4.4 | 4.1 |
| NET YARDS PASSING | 2472 | 2536 |
| Avg. Per Game | 176.6 | 181.1 |
| Sacked/Yards Lost | 32/301 | 38/354 |
| Gross Yards | 2773 | 2536 |
| Attempts/Completions | 382/213 | 462/229 |
| Pct. of Completions | 55.8 | 49.6 |
| Had Intercepted | 19 | 31 |
| PUNTS/AVERAGE | 62/40.6 | 64/43.0 |
| PUNT RETURNS/YARDS | 33/245 | 31/331 |
| KICKOFF RETURNS/YARDS | 53/1245 | 55/1207 |
| PENALTIES/YARDS | 68/680 | 76/747 |
| FUMBLES/LOST | 28/8 | 34/18 |
| TOUCHDOWNS | 49 | 30 |
| Rushing/Passing | 18/26 | 10/13 |
| Defensive/Kicking Game | 4/1 | 6/1 |
| SAFETIES | 1 | 0 |

| SCORE BY PERIODS | 1 | 2 | 3 | 4 | Total |
|---------------------|-----------|------------|-----------|-----------|------------|
| CHIEFS TOTAL | 87 | 143 | 83 | 95 | 408 |
| Opp. Total | 61 | 91 | 36 | 66 | 254 |





11-2-1 • 1st AFL West • Hank Stram

Preseason (4-0)

| | | | | |
|------|---|-------|-------------------------|--------|
| 8/6 | W | 32-30 | at Denver | 17,771 |
| 8/12 | W | 33-0 | at Miami | 34,277 |
| 8/20 | W | 31-21 | San Diego (Anaheim, CA) | 36,038 |
| 8/27 | W | 31-20 | HOUSTON | 25,270 |

Regular Season (11-2-1)

| | | | | |
|-------|---|-------|------------------|--------|
| 9/11 | W | 42-20 | at Buffalo | 42,023 |
| 9/18 | W | 32-10 | at Oakland | 50,746 |
| 9/25 | W | 43-24 | at Boston | 22,641 |
| 10/2 | L | 14-29 | BUFFALO | 43,885 |
| 10/8 | W | 37-10 | DENVER (Sat) (N) | 33,929 |
| 10/16 | L | 13-34 | OAKLAND | 33,057 |
| 10/23 | W | 56-10 | at Denver | 26,196 |
| 10/30 | W | 48-23 | HOUSTON | 31,676 |
| 11/6 | W | 24-14 | SAN DIEGO | 40,986 |
| 11/13 | W | 34-16 | MIAMI | 34,063 |
| 11/20 | T | 27-27 | BOSTON | 41,475 |
| 11/27 | W | 32-24 | at N.Y. Jets | 60,318 |
| 12/11 | W | 19-18 | at Miami | 17,881 |
| 12/18 | W | 27-17 | at San Diego | 28,348 |

AFL Championship Game

| | | | | |
|-----|---|------|------------|--------|
| 1/1 | W | 31-7 | at Buffalo | 42,080 |
|-----|---|------|------------|--------|

Super Bowl I

| | | | | |
|------|---|-------|-----------------------------|--------|
| 1/15 | L | 10-35 | Green Bay (Los Angeles, CA) | 61,946 |
|------|---|-------|-----------------------------|--------|

INDIVIDUAL STATISTICS

PASSING

| | Att. | Cmp. | Yds. | Pct. | TD | Int | LG | Rating |
|----------------------|------------|------------|-------------|-------------|-----------|-----------|-----------|-------------|
| Dawson | 284 | 159 | 2527 | 56.0 | 26 | 10 | 89 | 101.7 |
| Beathard | 96 | 39 | 578 | 43.3 | 4 | 4 | 77 | 61.3 |
| Coan | 1 | 1 | 18 | 100.0 | 1 | 0 | 18 | 158.3 |
| Garrett | 1 | 0 | 0 | 0.0 | 0 | 0 | 0 | 39.6 |
| Taylor | 1 | 0 | 0 | 0.0 | 0 | 1 | 0 | 0.0 |
| CHIEFS TOTALS | 377 | 199 | 3123 | 52.8 | 31 | 15 | 89 | 91.4 |
| Opp. Total | 494 | 226 | 2876 | 45.7 | 18 | 33 | 76 | 48.8 |

PASS RECEIVING

| | No. | Yds. | Avg. | LG | TD |
|----------------------|------------|-------------|-------------|-----------|-----------|
| Taylor | 58 | 1297 | 22.4 | 89 | 8 |
| Burford | 58 | 758 | 13.1 | 38 | 8 |
| Arbanas | 22 | 305 | 13.9 | 36 | 4 |
| McClinton | 19 | 285 | 15.0 | 68 | 5 |
| Coan | 18 | 131 | 7.3 | 20 | 2 |
| Garrett | 15 | 175 | 11.7 | 36 | 1 |
| Carolan | 7 | 154 | 22.0 | 45 | 3 |
| Pitts | 1 | 11 | 11.0 | 11 | 0 |
| Wilson | 1 | 7 | 7.0 | 7 | 0 |
| CHIEFS TOTALS | 199 | 3123 | 15.7 | 89 | 31 |
| Opp. Total | 226 | 2876 | 12.7 | 76 | 18 |

RUSHING

| | No. | Yds. | Avg. | LG | TD |
|----------------------|------------|-------------|------------|-----------|-----------|
| Garrett | 147 | 801 | 5.5 | 77 | 6 |
| McClinton | 140 | 540 | 3.9 | 49 | 4 |
| Coan | 96 | 521 | 5.4 | 57 | 7 |
| Dawson | 24 | 167 | 7.0 | 18 | 0 |
| Beathard | 20 | 152 | 7.6 | 52 | 1 |
| G. Thomas | 7 | 53 | 7.6 | 28 | 1 |
| Taylor | 2 | 33 | 16.5 | 19 | 0 |
| Wilson | 3 | 7 | 2.3 | 5 | 0 |
| CHIEFS TOTALS | 439 | 2274 | 5.2 | 77 | 19 |
| Opp. Total | 353 | 1356 | 3.8 | 41 | 10 |

TEAM LEADERS

Scoring: Mike Mercer 93 pts: 33 PATs, 20 FGs
INTs: Johnny Robinson 10-136 yds., 1 TD
 Bobby Hunt 10-113 yds., 0 TDs
Punting: Jerrel Wilson 62-2715 yds., 43.8 avg., 69 LG
Punt Returns: Mike Garrett 17-139 yds., 8.2 avg., 1 TD
Kickoff Returns: Emmitt Thomas 29-673 yds., 23.2 avg., 0 TDs

LEAGUE STANDINGS



AMERICAN FOOTBALL LEAGUE

Western Division

| | W | L | T | Pct. |
|-------------|----|----|---|------|
| Kansas City | 11 | 2 | 1 | .846 |
| Oakland | 8 | 5 | 1 | .615 |
| San Diego | 7 | 6 | 1 | .538 |
| Denver | 4 | 10 | 0 | .286 |

Eastern Division

| | W | L | T | Pct. |
|-----------|---|----|---|------|
| Buffalo | 9 | 4 | 1 | .692 |
| Boston | 8 | 4 | 2 | .667 |
| N.Y. Jets | 6 | 6 | 2 | .500 |
| Houston | 3 | 11 | 0 | .214 |
| Miami | 3 | 11 | 0 | .214 |

AFL Championship
 Kansas City 31, Buffalo 7

NFL Championship
 Green Bay 34, Dallas 27

Super Bowl I
 Green Bay 35, Kansas City 10



NATIONAL FOOTBALL LEAGUE

Western Conference

| | W | L | T | Pct. |
|---------------|----|---|---|------|
| Green Bay | 12 | 2 | 0 | .857 |
| Baltimore | 9 | 5 | 0 | .643 |
| Los Angeles | 8 | 6 | 0 | .571 |
| San Francisco | 6 | 6 | 2 | .500 |
| Chicago | 5 | 7 | 2 | .417 |
| Detroit | 4 | 9 | 1 | .308 |
| Minnesota | 4 | 9 | 1 | .308 |

Eastern Conference

| | W | L | T | Pct. |
|--------------|----|----|---|------|
| Dallas | 10 | 3 | 1 | .769 |
| Cleveland | 9 | 5 | 0 | .643 |
| Philadelphia | 9 | 5 | 0 | .643 |
| St. Louis | 8 | 5 | 1 | .615 |
| Washington | 7 | 7 | 0 | .500 |
| Pittsburgh | 5 | 8 | 1 | .385 |
| Atlanta | 3 | 11 | 0 | .214 |
| N.Y. Giants | 1 | 12 | 1 | .077 |

REGULAR STARTERS

OFFENSE

| | |
|-----------|------------------|
| WR | Chris Burford |
| LT | Jim Tyrer |
| LG | Ed Budde |
| C | Jon Gilliam |
| | Wayne Frazier |
| RG | Curt Merz |
| RT | Dave Hill |
| TE | Fred Arbanas |
| WR | Otis Taylor |
| QB | Len Dawson |
| RB | Mike Garrett |
| RB | Curtis McClinton |
| K | Mike Mercer |
| | Tommy Brooker |

DEFENSE

| | |
|------------|-------------------|
| LE | Jerry Mays |
| LT | Andy Rice |
| | Ed Lothamer |
| RT | Buck Buchanan |
| RE | Chuck Hurston |
| LLB | Bobby Bell |
| MLB | Sherrill Headrick |
| RLB | E.J. Holub |
| LCB | Fred Williamson |
| RCB | Willie Mitchell |
| SS | Bobby Hunt |
| FS | Johnny Robinson |
| P | Jerrel Wilson |

ALL-STARS IN BOLD

TEAM STATISTICS

| | CHIEFS | OPP. |
|-------------------------|------------|-----------|
| TOTAL FIRST DOWNS | 266 | 222 |
| Rushing/Passing/Penalty | 106/140/20 | 75/125/22 |
| TOTAL NET YARDS | 5114 | 3970 |
| Avg. Per Game | 365.3 | 283.6 |
| Total No. Plays | 846 | 873 |
| Avg. Per Play | 6.0 | 4.6 |
| NET YARDS RUSHING | 2274 | 1356 |
| Avg. Per Game | 162.4 | 96.9 |
| Total Rushes | 439 | 353 |
| Avg. Per Play | 5.2 | 3.8 |
| NET YARDS PASSING | 2840 | 2614 |
| Avg. Per Game | 202.9 | 186.7 |
| Sacked/Yards Lost | 30/283 | 26/262 |
| Gross Yards | 3123 | 2876 |
| Attempts/Completions | 377/199 | 494/226 |
| Pct. of Completions | 52.8 | 45.7 |
| Had Intercepted | 15 | 33 |
| PUNTS/AVERAGE | 62/43.8 | 69/41.3 |
| PUNT RETURNS/YARDS | 31/276 | 36/359 |
| KICKOFF RETURNS/YARDS | 54/114 | 84/2045 |
| PENALTIES/YARDS | 61/680 | 56/592 |
| FUMBLES/LOST | 21/16 | 21/8 |
| TOUCHDOWNS | 55 | 32 |
| Rushing/Passing | 19/31 | 10/18 |
| Defensive/Kicking Game | 3/2 | 2/2 |
| SAFETIES | 0 | 0 |

| | 1 | 2 | 3 | 4 | Total |
|-------------------------|------------|-----------|-----------|------------|------------|
| SCORE BY PERIODS | | | | | |
| CHIEFS TOTAL | 158 | 80 | 94 | 116 | 448 |
| Opp. Total | 30 | 118 | 50 | 78 | 276 |





Preseason (3-2)

| | | | | |
|------|---|-------|-----------------------|--------|
| 8/7 | W | 30-24 | at Denver | 17,077 |
| 8/15 | L | 10-31 | SAN DIEGO | 13,132 |
| 8/22 | L | 6-23 | at Oakland | 13,592 |
| 8/28 | W | 18-16 | Buffalo (Wichita, KS) | 8,630 |
| 9/4 | W | 34-7 | BOSTON | 15,157 |

Regular Season (7-5-2)

| | | | | |
|-------|---|-------|------------------------|--------|
| 9/12 | L | 10-37 | at Oakland | 18,659 |
| 9/18 | W | 14-10 | at N.Y. Jets (Sat) (N) | 53,658 |
| 9/26 | T | 10-10 | at San Diego | 28,126 |
| 10/3 | W | 27-17 | BOSTON | 26,773 |
| 10/10 | W | 31-23 | at Denver | 31,001 |
| 10/17 | L | 7-23 | BUFFALO | 26,941 |
| 10/24 | L | 36-38 | at Houston | 34,670 |
| 10/31 | W | 14-7 | OAKLAND | 18,354 |
| 11/7 | L | 10-13 | N.Y. JETS | 25,523 |
| 11/14 | W | 31-7 | SAN DIEGO | 21,968 |
| 11/21 | T | 10-10 | at Boston | 13,056 |
| 11/28 | W | 52-21 | HOUSTON | 16,459 |
| 12/12 | L | 25-34 | at Buffalo | 40,298 |
| 12/19 | W | 45-35 | DENVER | 14,421 |

INDIVIDUAL STATISTICS

| | Att. | Cmp. | PASSING | | | Int | LG | Rating |
|----------------------|------------|------------|-------------|-------------|-----------|-----------|-----------|-------------|
| | | | Yds. | Pct. | TD | | | |
| Dawson | 305 | 163 | 2262 | 53.4 | 21 | 14 | 67 | 81.3 |
| Beathard | 89 | 36 | 632 | 40.5 | 1 | 6 | 73 | 41.0 |
| McClinton | 1 | 0 | 0 | 0 | 0 | 0 | 0 | 39.6 |
| CHIEFS TOTALS | 395 | 199 | 2894 | 50.4 | 22 | 20 | 73 | 72.1 |
| Opp. Total | 451 | 216 | 2711 | 46.3 | 18 | 20 | 66 | 61.9 |

PASS RECEIVING

| | No. | Yds. | Avg. | LG | TD |
|----------------------|------------|-------------|-------------|-----------|-----------|
| Burford | 47 | 575 | 12.2 | 57 | 6 |
| McClinton | 37 | 590 | 15.9 | 69 | 3 |
| Jackson | 28 | 440 | 15.7 | 73 | 1 |
| Taylor | 26 | 446 | 17.2 | 48 | 5 |
| Arbanas | 24 | 418 | 17.4 | 67 | 4 |
| Hill | 21 | 264 | 12.6 | 46 | 1 |
| Coan | 9 | 85 | 9.4 | 23 | 2 |
| Carolan | 6 | 65 | 10.8 | 14 | 0 |
| Pitts | 1 | 11 | 11.0 | 11 | 0 |
| CHIEFS TOTALS | 199 | 2894 | 14.5 | 73 | 22 |
| Opp. Total | 203 | 2711 | 12.6 | 66 | 18 |

RUSHING

| | No. | Yds. | Avg. | LG | TD |
|----------------------|------------|-------------|------------|-----------|-----------|
| McClinton | 175 | 661 | 3.8 | 48 | 6 |
| Hill | 125 | 627 | 5.0 | 66 | 2 |
| Dawson | 43 | 142 | 3.3 | 40 | 2 |
| Coan | 45 | 137 | 3.0 | 21 | 1 |
| Beathard | 25 | 138 | 5.5 | 26 | 4 |
| Taylor | 2 | 26 | 8.5 | 15 | 0 |
| Jackson | 1 | 17 | 26.0 | 26 | 0 |
| Wilson | 2 | 4 | 2.0 | 3 | 0 |
| CHIEFS TOTALS | 418 | 1752 | 4.2 | 66 | 15 |
| Opp. Total | 383 | 1366 | 3.6 | 48 | 14 |

TEAM LEADERS

Scoring: Tommy Brooker 76 pts: 37 PATs, 13 FGs
INTs: Fred Williamson 6-89 yds., 0 TDs
Punting: Jerrel Wilson 69-3132 yds., 45.4 avg., 64 LG
Punt Returns: Willie Mitchell 19-242 yds., 12.7 avg., 1 TD
Kickoff Returns: Bert Coan 19-479 yds., 25.2 avg., 0 TDs

LEAGUE STANDINGS



AMERICAN FOOTBALL LEAGUE

Western Division

| | W | L | T | Pct. |
|-------------|---|----|---|------|
| San Diego | 9 | 2 | 3 | .818 |
| Oakland | 8 | 5 | 1 | .615 |
| Kansas City | 7 | 5 | 2 | .583 |
| Denver | 4 | 10 | 0 | .286 |

Eastern Division

| | W | L | T | Pct. |
|-----------|----|----|---|------|
| Buffalo | 10 | 3 | 1 | .769 |
| N.Y. Jets | 5 | 8 | 1 | .385 |
| Boston | 4 | 8 | 2 | .333 |
| Houston | 4 | 10 | 0 | .286 |

AFL Championship

Buffalo 23, San Diego 0

NFL Western Conference Playoff

Green Bay 13, Baltimore 10 OT

NFL Championship

Green Bay 23, Cleveland 12



NATIONAL FOOTBALL LEAGUE

Western Conference

| | W | L | T | Pct. |
|---------------|----|----|---|------|
| Green Bay | 10 | 3 | 1 | .769 |
| Baltimore | 10 | 3 | 1 | .769 |
| Chicago | 9 | 5 | 0 | .643 |
| San Francisco | 7 | 6 | 1 | .538 |
| Minnesota | 7 | 7 | 0 | .500 |
| Detroit | 6 | 7 | 1 | .462 |
| Los Angeles | 4 | 10 | 0 | .286 |

Eastern Conference

| | W | L | T | Pct. |
|--------------|----|----|---|------|
| Cleveland | 11 | 3 | 0 | .786 |
| Dallas | 7 | 7 | 0 | .500 |
| N.Y. Giants | 7 | 7 | 0 | .500 |
| Washington | 6 | 8 | 0 | .429 |
| Philadelphia | 5 | 9 | 0 | .357 |
| St. Louis | 5 | 9 | 0 | .357 |
| Pittsburgh | 2 | 12 | 0 | .143 |

REGULAR STARTERS

OFFENSE

| | |
|----|------------------|
| WR | Chris Burford |
| LT | Jim Tyrer |
| LG | Ed Budde |
| C | Jon Gilliam |
| RG | Curt Merz |
| RT | Dave Hill |
| TE | Fred Arbanas |
| WR | Frank Jackson |
| QB | Len Dawson |
| RB | Mack Lee Hill |
| RB | Curtis McClinton |
| K | Tommy Brooker |

DEFENSE

| | |
|-----|-------------------|
| LE | Jerry Mays |
| LT | Ed Lothamer |
| RT | Buck Buchanan |
| RE | Mel Branch |
| LLB | Bobby Bell |
| MLB | Sherrill Headrick |
| RLB | E.J. Holub |
| LCB | Fred Williamson |
| RCB | Willie Mitchell |
| LS | Bobby Hunt |
| RS | Johnny Robinson |
| P | Jerrel Wilson |

ALL-STARS IN BOLD

TEAM STATISTICS

| | CHIEFS | OPP. |
|-------------------------|------------|-----------|
| FIRST DOWNS | 232 | 207 |
| Rushing/Passing/Penalty | 101/121/10 | 69/113/25 |
| TOTAL NET YARDS | 4295 | 3761 |
| Avg. Per Game | 306.8 | 268.6 |
| Total Plays | 850 | 871 |
| Avg. Per Play | 5.1 | 4.3 |
| NET YARDS RUSHING | 1752 | 1376 |
| Avg. Per Game | 123.1 | 98.3 |
| Total Rushes | 417 | 383 |
| Avg. Per Play | 4.2 | 3.6 |
| NET YARDS PASSING | 2543 | 2385 |
| Avg. Per Game | 181.6 | 170.4 |
| Sacked/Yards Lost | 351 | 326 |
| Gross Yards | 2894 | 2711 |
| Attempts/Completions | 395/199 | 451/216 |
| Pct. of Completions | 50.4 | 47.9 |
| Had Intercepted | 20 | 20 |
| PUNTS/AVERAGE | 72/44.6 | 83/43.9 |
| PUNT RETURNS/YARDS | 35/422 | 29/14.9 |
| KICKOFF RETURNS/YARDS | 46/1043 | 55/1182 |
| PENALTIES/YARDS | 70/728 | 60/623 |
| FUMBLES/LOST | 35/20 | 24/13 |
| TOUCHDOWNS | 40 | 34 |
| Rushing/Passing | 15/22 | 14/18 |
| Defensive/Kicking Game | 2/1 | 0/2 |
| SAFETIES | 0 | 0 |

SCORE BY PERIODS

| | 1 | 2 | 3 | 4 | Total |
|--------------|----|----|----|-----|-------|
| CHIEFS TOTAL | 90 | 85 | 37 | 110 | 322 |
| Opp. Total | 33 | 67 | 79 | 116 | 285 |





7-7 • 2nd AFL West • Hank Stram

Preseason (4-1)

| | | | | |
|------|---|-------|------------------------|--------|
| 8/9 | W | 21-14 | at Oakland | 11,118 |
| 8/14 | W | 24-21 | at Buffalo | 17,738 |
| 8/22 | L | 14-26 | SAN DIEGO | 28,653 |
| 8/28 | W | 14-10 | Denver (Ft. Worth, TX) | 19,500 |
| 9/3 | W | 27-17 | at Houston | 17,450 |

Regular Season (7-7)

| | | | | |
|-------|---|-------|---------------------|--------|
| 9/13 | L | 17-34 | at Buffalo | 30,157 |
| 9/27 | W | 21-9 | at Oakland | 18,163 |
| 10/4 | W | 28-7 | HOUSTON | 22,727 |
| 10/11 | L | 27-33 | at Denver | 16,285 |
| 10/18 | L | 22-35 | BUFFALO | 20,904 |
| 10/23 | L | 7-24 | at Boston (Fri) (N) | 27,400 |
| 11/1 | W | 49-39 | DENVER | 15,053 |
| 11/8 | W | 42-7 | OAKLAND | 21,023 |
| 11/15 | L | 14-28 | SAN DIEGO | 19,792 |
| 11/22 | W | 28-19 | at Houston | 17,782 |
| 11/29 | L | 14-27 | at N.Y. Jets | 38,135 |
| 12/6 | L | 24-31 | BOSTON | 13,166 |
| 12/13 | W | 49-6 | at San Diego | 26,562 |
| 12/20 | W | 24-7 | N.Y. JETS | 14,316 |

INDIVIDUAL STATISTICS

| | Att. | Cmp. | PASSING | | | TD | Int | LG | Rating |
|----------------------|------------|------------|-------------|-------------|-----------|-----------|-----------|-------------|--------|
| | | | Yds. | Pct. | TD | | | | |
| Dawson | 354 | 199 | 2879 | 56.2 | 30 | 18 | 72 | 89.9 | |
| E. Wilson | 47 | 25 | 392 | 53.2 | 1 | 1 | 55 | 79.4 | |
| Beathard | 9 | 4 | 50 | 44.4 | 1 | 2 | 22 | 59.7 | |
| Haynes | 1 | 0 | 0 | 0.0 | 0 | 0 | 0 | 39.6 | |
| Spikes | 1 | 0 | 0 | 0.0 | 0 | 0 | 0 | 39.6 | |
| CHIEFS TOTALS | 412 | 228 | 3321 | 55.3 | 32 | 21 | 72 | 86.4 | |
| Opp. Total | 440 | 218 | 2910 | 49.5 | 25 | 28 | 82 | 63.4 | |

| | No. | PASS RECEIVING | | | TD |
|----------------------|------------|----------------|-------------|-----------|-----------|
| | | Yds. | Avg. | LG | |
| Jackson | 62 | 943 | 15.2 | 72 | 9 |
| Burford | 51 | 675 | 13.2 | 55 | 7 |
| Haynes | 38 | 562 | 14.8 | 59 | 3 |
| Arbanas | 34 | 686 | 20.2 | 68 | 8 |
| M. Hill | 19 | 144 | 7.6 | 34 | 2 |
| McClinton | 13 | 221 | 17.0 | 66 | 2 |
| Spikes | 5 | 17 | 3.4 | 12 | 0 |
| Carolan | 3 | 54 | 18.0 | 25 | 1 |
| Coan | 2 | 8 | 4.0 | 4 | 0 |
| J. Wilson | 1 | 11 | 11.0 | 11 | 0 |
| CHIEFS TOTALS | 228 | 3321 | 14.6 | 72 | 32 |
| Opp. Total | 218 | 2910 | 13.3 | 82 | 25 |

| | No. | RUSHING | | | TD |
|----------------------|------------|-------------|------------|-----------|-----------|
| | | Yds. | Avg. | LG | |
| Haynes | 139 | 697 | 5.0 | 80 | 4 |
| M. Hill | 105 | 576 | 5.5 | 71 | 4 |
| McClinton | 73 | 252 | 3.5 | 30 | 1 |
| Spikes | 34 | 112 | 3.3 | 13 | 0 |
| Dawson | 40 | 89 | 2.2 | 18 | 2 |
| Coan | 11 | 56 | 5.1 | 37 | 2 |
| Beathard | 4 | 43 | 10.8 | 41 | 0 |
| E. Wilson | 6 | 5 | 0.8 | 8 | 1 |
| Jackson | 2 | 5 | 2.5 | 12 | 0 |
| J. Wilson | 1 | -10 | -10.0 | -10 | 0 |
| CHIEFS TOTALS | 415 | 1825 | 4.4 | 80 | 14 |
| Opp. Total | 390 | 1315 | 3.4 | 50 | 9 |

TEAM LEADERS

Scoring: Tommy Brooker 70 pts: 46 PATs, 8 FGs
INTs: Dave Grayson 7-187 yds., 0 TDs
 Bobby Hunt 7-133 yds., 1 TD
Punting: Jerrel Wilson 78-3326 yds., 42.6 avg., 70 LG
Punt Returns: Willie Mitchell 18-166 yds., 8.9 avg., 0 TDs
Kickoff Returns: Dave Grayson 30-679 yds., 22.6 avg., 0 TDs

LEAGUE STANDINGS



AMERICAN FOOTBALL LEAGUE

| | Western Division | | | Pct. |
|-------------|------------------|----|---|------|
| | W | L | T | |
| San Diego | 8 | 5 | 1 | .615 |
| Kansas City | 7 | 7 | 0 | .500 |
| Oakland | 5 | 7 | 2 | .471 |
| Denver | 2 | 11 | 1 | .154 |

| | Eastern Division | | | Pct. |
|-----------|------------------|----|---|------|
| | W | L | T | |
| Buffalo | 12 | 2 | 0 | .857 |
| Boston | 10 | 3 | 1 | .769 |
| N.Y. Jets | 5 | 8 | 1 | .385 |
| Houston | 4 | 10 | 0 | .286 |

AFL Championship
Buffalo 20, San Diego 7

NFL Championship
Cleveland 27, Baltimore 0



NATIONAL FOOTBALL LEAGUE

| | Western Conference | | | Pct. |
|---------------|--------------------|----|---|------|
| | W | L | T | |
| Baltimore | 12 | 2 | 0 | .857 |
| Green Bay | 8 | 5 | 1 | .615 |
| Minnesota | 8 | 5 | 1 | .615 |
| Detroit | 7 | 5 | 2 | .583 |
| Los Angeles | 5 | 7 | 2 | .417 |
| Chicago | 5 | 9 | 0 | .357 |
| San Francisco | 4 | 10 | 0 | .286 |

| | Eastern Conference | | | Pct. |
|--------------|--------------------|----|---|------|
| | W | L | T | |
| Cleveland | 10 | 3 | 1 | .769 |
| St. Louis | 9 | 3 | 2 | .750 |
| Philadelphia | 6 | 8 | 0 | .429 |
| Washington | 6 | 8 | 0 | .429 |
| Dallas | 5 | 8 | 1 | .385 |
| Pittsburgh | 5 | 9 | 0 | .357 |
| N.Y. Giants | 2 | 10 | 2 | .167 |

REGULAR STARTERS

| OFFENSE | | DEFENSE | |
|---------|------------------|---------|-------------------|
| WR | Chris Burford | LE | Bobby Bell |
| LT | Jim Tyrer | LT | Jerry Mays |
| LG | Ed Budde | RT | Buck Buchanan |
| C | Jon Gilliam | RE | Mel Branch |
| RG | Al Reynolds | LLB | E.J. Holub |
| | Curt Merz | MLB | Sherrill Headrick |
| RT | Dave Hill | RLB | Walt Corey |
| TE | Fred Arbanas | LCB | Duane Wood |
| WR | Frank Jackson | RCB | Dave Grayson |
| QB | Len Dawson | SS | Bobby Hunt |
| RB | Mack Lee Hill | FS | Johnny Robinson |
| | Jack Spikes | P | Jerrel Wilson |
| RB | Curtis McClinton | | |
| K | Tommy Brooker | | |

ALL-STARS IN BOLD

TEAM STATISTICS

| | CHIEFS | OPP. |
|-------------------------|-----------|-----------|
| TOTAL FIRST DOWNS | 250 | 204 |
| Rushing/Passing/Penalty | 90/148/12 | 77/124/10 |
| TOTAL NET YARDS | 4700 | 3946 |
| Avg. Per Game | 335.7 | 281.9 |
| Total Plays | 871 | 858 |
| Avg. Per Play | 5.4 | 4.6 |
| NET YARDS RUSHING | 1825 | 1315 |
| Avg. Per Game | 130.4 | 93.9 |
| Total Rushes | 415 | 390 |
| Avg. Per Play | 4.5 | 3.4 |
| NET YARDS PASSING | 2875 | 2631 |
| Avg. Per Game | 205.4 | 187.9 |
| Sacked/Yards Lost | 44/446 | 28/279 |
| Gross Yards | 3321 | 2910 |
| Attempts/Completions | 412/228 | 443/218 |
| Pct. of Completions | 55.3 | 49.5 |
| Had Intercepted | 21 | 28 |
| PUNTS/AVERAGE | 78/42.6 | 78/40.7 |
| PUNT RETURNS/YARDS | 40/377 | 32/242 |
| KICKOFF RETURNS/YARDS | 58/1244 | 62/1449 |
| PENALTIES/YARDS | 56/604 | 47/460 |
| FUMBLES/LOST | 37/19 | 30/19 |
| TOUCHDOWNS | 49 | 38 |
| Rushing/Passing | 14/32 | 9/25 |
| Defensive/Kicking Game | 3/0 | 4/0 |
| SAFETIES | 0 | 0 |

SCORE BY PERIODS

| | 1 | 2 | 3 | 4 | Total |
|--------------|----|-----|-----|----|-------|
| CHIEFS TOTAL | 60 | 106 | 106 | 94 | 366 |
| Opp. Total | 70 | 72 | 84 | 80 | 306 |





5-7-2 • 3rd AFL West • Hank Stram

Preseason (3-2)

| | | | | |
|------|---|-------|-----------------------|--------|
| 8/3 | L | 14-26 | at San Diego | 25,862 |
| 8/9 | W | 17-13 | BUFFALO | 5,721 |
| 8/17 | W | 35-21 | Oakland (Seattle, WA) | 13,500 |
| 8/23 | W | 30-16 | DENVER | 6,865 |
| 8/30 | L | 17-23 | Houston (Wichita, KS) | 11,000 |

Regular Season (5-7-2)

| | | | | |
|-------|---|-------|---------------------|--------|
| 9/7 | W | 59-7 | at Denver (Sat) (N) | 21,115 |
| 9/22 | T | 27-27 | at Buffalo | 33,487 |
| 9/29 | L | 10-24 | at San Diego | 22,654 |
| 10/6 | W | 28-7 | HOUSTON | 27,801 |
| 10/13 | L | 26-35 | BUFFALO | 25,519 |
| 10/20 | L | 17-38 | SAN DIEGO | 30,107 |
| 10/27 | L | 7-28 | at Houston | 26,331 |
| 11/3 | L | 7-10 | at Oakland | 18,919 |
| 11/8 | L | 7-22 | OAKLAND (Fri) (N) | 24,897 |
| 11/17 | T | 24-24 | at Boston | 17,270 |
| 12/1 | L | 0-17 | at N.Y. Jets | 18,824 |
| 12/8 | W | 52-21 | DENVER | 17,443 |
| 12/14 | W | 35-3 | BOSTON (Sat) | 12,598 |
| 12/22 | W | 48-0 | N.Y. JETS | 12,202 |

INDIVIDUAL STATISTICS

| | PASSING | | | | | | | |
|----------------------|------------|------------|-------------|-------------|-----------|-----------|-----------|-------------|
| | Att. | Cmp. | Yds. | Pct. | TD | Int | LG | Rating |
| Dawson | 352 | 190 | 2389 | 54.0 | 26 | 19 | 82 | 77.5 |
| E. Wilson | 82 | 39 | 537 | 47.6 | 3 | 2 | 48 | 71.0 |
| McClinton | 3 | 1 | 33 | 33.3 | 1 | 0 | 33 | 115.3 |
| Haynes | 1 | 1 | 24 | 100.0 | 0 | 0 | 24 | 118.8 |
| Spikes | 1 | 0 | 0 | 0.0 | 0 | 1 | 0 | 0.0 |
| CHIEFS TOTALS | 439 | 231 | 2983 | 52.6 | 30 | 22 | 82 | 76.1 |
| Opp. Total | 429 | 218 | 2929 | 50.8 | 18 | 26 | 89 | 61.6 |

| | PASS RECEIVING | | | | |
|----------------------|----------------|-------------|-------------|-----------|-----------|
| | No. | Yds. | Avg. | LG | TD |
| Burford | 68 | 824 | 12.1 | 69 | 9 |
| Jackson | 50 | 785 | 15.7 | 82 | 8 |
| Arbanas | 34 | 373 | 11.0 | 40 | 6 |
| Haynes | 33 | 470 | 14.2 | 73 | 2 |
| McClinton | 27 | 301 | 11.1 | 46 | 3 |
| Spikes | 11 | 125 | 11.4 | 30 | 1 |
| Coan | 2 | 35 | 17.5 | 31 | 0 |
| Brooker | 2 | 32 | 16.0 | 16 | 0 |
| J. Wilson | 2 | 21 | 10.5 | 15 | 0 |
| D. Johnson | 2 | 17 | 8.5 | 11 | 1 |
| CHIEFS TOTALS | 231 | 2983 | 12.9 | 82 | 30 |
| Opp. Total | 218 | 2929 | 13.4 | 89 | 18 |

| | RUSHING | | | | |
|----------------------|------------|-------------|------------|-----------|-----------|
| | No. | Yds. | Avg. | LG | TD |
| McClinton | 142 | 568 | 4.0 | 36 | 3 |
| Haynes | 99 | 352 | 3.6 | 46 | 4 |
| Dawson | 37 | 272 | 7.4 | 43 | 2 |
| Spikes | 84 | 257 | 3.1 | 15 | 2 |
| Coan | 18 | 100 | 5.6 | 51 | 0 |
| Jackson | 3 | 52 | 17.3 | 25 | 1 |
| E. Wilson | 8 | 45 | 5.6 | 21 | 0 |
| J. Wilson | 9 | 41 | 4.6 | 12 | 0 |
| Burford | 1 | 10 | 10.0 | 10 | 0 |
| CHIEFS TOTALS | 401 | 1697 | 4.2 | 51 | 12 |
| Opp. Total | 387 | 1558 | 4.0 | 76t | 12 |

TEAM LEADERS

Scoring: Chris Burford 56 pts: 9 TDs, 1 PAT (2 pt)
INTs: Bobby Hunt 6-228 yds., 0 TDs
Punting: Jerrel Wilson 61-2628 yds., 43.1 avg., 72 LG
Punt Returns: Frank Jackson 11-95 yds., 8.6 avg., 0 TDs
Kickoff Returns: Dave Grayson 20-564 yds., 28.2 avg., 1 TD

LEAGUE STANDINGS



AMERICAN FOOTBALL LEAGUE

| Western Division | | | | |
|------------------|----|----|---|------|
| | W | L | T | Pct. |
| San Diego | 11 | 3 | 0 | .786 |
| Oakland | 10 | 4 | 0 | .714 |
| Kansas City | 5 | 7 | 2 | .471 |
| Denver | 2 | 11 | 1 | .154 |

| Eastern Division | | | | |
|------------------|---|---|---|------|
| | W | L | T | Pct. |
| Boston | 7 | 6 | 1 | .583 |
| Buffalo | 7 | 6 | 1 | .583 |
| Houston | 6 | 8 | 0 | .429 |
| N.Y. Jets | 5 | 8 | 1 | .385 |

AFL Eastern Division Playoff

Boston 26, Buffalo 8

AFL Championship

San Diego 51, Boston 10

NFL Championship

Chicago 14, N.Y. Giants 10



NATIONAL FOOTBALL LEAGUE

| Western Conference | | | | |
|--------------------|----|----|---|------|
| | W | L | T | Pct. |
| Chicago | 11 | 1 | 2 | .917 |
| Green Bay | 11 | 2 | 1 | .846 |
| Baltimore | 8 | 6 | 0 | .571 |
| Detroit | 5 | 8 | 1 | .385 |
| Minnesota | 5 | 8 | 1 | .385 |
| Los Angeles | 5 | 9 | 0 | .357 |
| San Francisco | 2 | 12 | 0 | .143 |

| Eastern Conference | | | | |
|--------------------|----|----|---|------|
| | W | L | T | Pct. |
| N.Y. Giants | 11 | 3 | 0 | .786 |
| Cleveland | 10 | 4 | 0 | .714 |
| St. Louis | 9 | 5 | 0 | .643 |
| Pittsburgh | 7 | 4 | 3 | .636 |
| Dallas | 4 | 10 | 0 | .286 |
| Washington | 3 | 11 | 0 | .214 |
| Philadelphia | 2 | 10 | 2 | .167 |

REGULAR STARTERS

| OFFENSE | | DEFENSE | |
|---------|------------------|---------|-------------------|
| WR | Chris Burford | LE | Bobby Bell |
| LT | Jim Tyrer | LT | Buck Buchanan |
| LG | Marvin Terrell | | Paul Rochester |
| C | Jon Gilliam | RT | Jerry Mays |
| RG | Al Reynolds | RE | Mel Branch |
| | Curt Merz | LLB | E.J. Holub |
| RT | Dave Hill | MLB | Sherrill Headrick |
| | Charlie Diamond | RLB | Walt Corey |
| TE | Fred Arbanas | LCB | Duane Wood |
| WR | Frank Jackson | RCB | Dave Grayson |
| QB | Len Dawson | LS | Bobby Hunt |
| RB | Abner Haynes | RS | Johnny Robinson |
| RB | Curtis McClinton | P | Jerrel Wilson |
| K | Tommy Brooker | | |

ALL-STARS IN BOLD

TEAM STATISTICS

| | CHIEFS | OPP. |
|-------------------------|-----------|-----------|
| TOTAL FIRST DOWNS | 250 | 228 |
| Rushing/Passing/Penalty | 94/141/15 | 83/130/15 |
| TOTAL NET YARDS | 4348 | 4187 |
| Avg. Per Game | 310.6 | 299.1 |
| Total Plays | 872 | 856 |
| Avg. Per Play | 5.0 | 4.9 |
| NET YARDS RUSHING | 1697 | 1558 |
| Avg. Per Game | 121.2 | 111.3 |
| Total Rushes | 401 | 397 |
| Avg. Per Play | 4.2 | 3.9 |
| NET YARDS PASSING | 2651 | 2629 |
| Avg. Per Game | 189.4 | 187.8 |
| Sacked/Yards Lost | 34/332 | 35/300 |
| Gross Yards | 2983 | 2629 |
| Attempts/Completions | 439/231 | 428/218 |
| Pct. of Completions | 52.6 | 50.9 |
| Had Intercepted | 22 | 26 |
| PUNTS/AVERAGE | 62/43.1 | 70/40.2 |
| PUNT RETURNS/YARDS | 26/259 | 32/345 |
| KICKOFF RETURNS/YARDS | 47/1166 | 55/1322 |
| PENALTIES/YARDS | 52/605 | 47/411 |
| FUMBLES /LOST | 27/16 | 29/19 |
| TOUCHDOWNS | 46 | 33 |
| Rushing/Passing | 12/30 | 12/18 |
| Defensive/Kicking Game | 2/2 | 2/1 |
| SAFETIES | 1 | 2 |

| SCORE BY PERIODS | 1 | 2 | 3 | 4 | Total |
|------------------|----|-----|-----|----|-------|
| CHIEFS TOTAL | 79 | 72 | 109 | 87 | 347 |
| Opp. Total | 29 | 107 | 51 | 76 | 263 |



1962

DALLAS TEXANS

11-3 • 1st AFL West • Hank Stram



Preseason (2-3)

| | | | | |
|------|---|----------|------------------------|--------|
| 8/4 | W | 13-3 | Oakland (Lithonia, GA) | 8,000 |
| 8/11 | L | 0-17 | at San Diego | 28,555 |
| 8/18 | W | 22-6 | Oakland (Midland, TX) | 10,000 |
| 8/24 | L | 24-27 OT | Denver (Ft. Worth, TX) | 18,000 |
| 8/31 | L | 31-34 | Houston (Miami, FL) | 27,530 |

Regular Season (11-3)

| | | | | |
|-------|---|-------|---------------------|--------|
| 9/8 | W | 42-28 | BOSTON (Sat) (N) | 32,000 |
| 9/23 | W | 26-16 | at Oakland | 12,500 |
| 9/30 | W | 41-21 | BUFFALO | 25,500 |
| 10/7 | L | 28-32 | at San Diego | 23,092 |
| 10/12 | W | 27-7 | at Boston (Fri) (N) | 23,874 |
| 10/21 | W | 20-17 | N.Y. TITANS | 17,814 |
| 10/28 | W | 31-7 | at Houston | 31,750 |
| 11/4 | L | 6-14 | HOUSTON | 29,017 |
| 11/11 | W | 52-31 | at N.Y. Titans | 13,275 |
| 11/18 | W | 24-3 | at Denver | 23,523 |
| 11/25 | W | 35-7 | OAKLAND | 13,557 |
| 12/2 | L | 14-23 | at Buffalo | 35,261 |
| 12/9 | W | 17-10 | DENVER | 19,137 |
| 12/16 | W | 26-17 | SAN DIEGO | 18,384 |

AFL Championship Game

| | | | | |
|-------|---|-----------|------------|--------|
| 12/23 | W | 20-17 2OT | at Houston | 37,981 |
|-------|---|-----------|------------|--------|

INDIVIDUAL STATISTICS

| | Att. | Cmp. | PASSING | | | Int | LG | Rating |
|----------------------|------------|------------|-------------|-------------|-----------|-----------|-----------|-------------|
| | | | Yds. | Pct. | TD | | | |
| Dawson | 310 | 189 | 2759 | 61.0 | 29 | 17 | 92 | 98.3 |
| Wilson | 11 | 6 | 65 | 54.5 | 0 | 0 | 22 | 72.2 |
| Haynes | 1 | 0 | 0 | 0.0 | 0 | 0 | 0 | 39.6 |
| TEXANS TOTALS | 322 | 195 | 2824 | 60.6 | 29 | 17 | 92 | 97.1 |
| Opp. Total | 467 | 239 | 2953 | 51.2 | 13 | 32 | 62 | 51.8 |

| | No. | PASS RECEIVING | | LG | TD |
|----------------------|------------|----------------|-------------|-----------|-----------|
| | | Yds. | Avg. | | |
| Burford | 45 | 645 | 14.3 | 49 | 12 |
| Haynes | 39 | 573 | 14.7 | 78 | 6 |
| Arbanas | 29 | 469 | 16.2 | 47 | 6 |
| McClinton | 29 | 333 | 11.5 | 28 | 0 |
| Miller | 23 | 277 | 12.0 | 39 | 0 |
| Jackson | 10 | 177 | 17.7 | 62 | 1 |
| Spikes | 10 | 132 | 13.2 | 35 | 1 |
| Saxton | 5 | 64 | 12.8 | 33 | 0 |
| Brooker | 4 | 138 | 34.5 | 92 | 3 |
| Robinson | 1 | 16 | 16.0 | 16 | 0 |
| TEXANS TOTALS | 195 | 2824 | 14.5 | 92 | 29 |
| Opp. Total | 239 | 2953 | 12.4 | 62 | 13 |

| | No. | RUSHING | | LG | TD |
|----------------------|------------|-------------|------------|-----------|-----------|
| | | Yds. | Avg. | | |
| Haynes | 221 | 1049 | 4.8 | 71 | 13 |
| McClinton | 111 | 604 | 5.4 | 69 | 2 |
| Dawson | 38 | 252 | 6.6 | 22 | 3 |
| Jackson | 47 | 251 | 5.3 | 35 | 3 |
| Spikes | 57 | 232 | 4.1 | 17 | 0 |
| Burford | 1 | 13 | 13.0 | 13 | 0 |
| Wilson | 1 | 5 | 5.0 | 5 | 0 |
| Saxton | 3 | 1 | 0.3 | 9 | 0 |
| TEXANS TOTALS | 479 | 2407 | 5.0 | 71 | 21 |
| Opp. Total | 351 | 1250 | 3.6 | 49 | 14 |

TEAM LEADERS

Scoring: Abner Haynes 114 pts: 19 TDs, 0 PATs
INTs: Bobby Hunt 8-101 yds., 0 TDs
Punting: Eddie Wilson 48-1681 yds., 35.0 avg., 52 LG
Punt Returns: Frank Jackson 11-117 yds., 10.6 avg., 0 TDs
Kickoff Returns: Dave Grayson 18-535 yds., 29.7 avg., 0 TDs

LEAGUE STANDINGS



AMERICAN FOOTBALL LEAGUE

Western Division

| | W | L | T | Pct. |
|-----------|----|----|---|------|
| Dallas | 11 | 3 | 0 | .786 |
| Denver | 7 | 7 | 0 | .500 |
| San Diego | 4 | 10 | 0 | .286 |
| Oakland | 1 | 13 | 0 | .071 |

Eastern Division

| | W | L | T | Pct. |
|-------------|----|---|---|------|
| Houston | 11 | 3 | 0 | .786 |
| Boston | 9 | 4 | 1 | .692 |
| Buffalo | 7 | 6 | 1 | .583 |
| N.Y. Titans | 5 | 9 | 0 | .357 |

AFL Championship
Dallas 20, Houston 17 2 OT

NFL Championship
Green Bay 16, N.Y. Giants 7



NATIONAL FOOTBALL LEAGUE

Western Conference

| | W | L | T | Pct. |
|---------------|----|----|---|------|
| Green Bay | 12 | 2 | 0 | .857 |
| Detroit | 11 | 3 | 1 | .786 |
| Chicago | 9 | 5 | 0 | .643 |
| Baltimore | 7 | 7 | 0 | .500 |
| San Francisco | 6 | 8 | 2 | .429 |
| Minnesota | 2 | 11 | 0 | .154 |
| Los Angeles | 1 | 12 | 1 | .077 |

Eastern Conference

| | W | L | T | Pct. |
|--------------|----|----|---|------|
| N.Y. Giants | 12 | 2 | 0 | .857 |
| Pittsburgh | 9 | 5 | 0 | .643 |
| Cleveland | 7 | 6 | 1 | .538 |
| Washington | 5 | 7 | 2 | .417 |
| Dallas | 5 | 8 | 1 | .385 |
| St. Louis | 4 | 9 | 1 | .308 |
| Philadelphia | 3 | 10 | 1 | .231 |

REGULAR STARTERS

| OFFENSE | | DEFENSE | |
|---------|------------------|---------|-------------------|
| WR | Chris Burford | LE | Curt Merz |
| LT | Jim Tyrer | LT | Paul Rochester |
| LG | Marvin Terrell | RT | Jerry Mays |
| C | Jon Gilliam | RE | Mel Branch |
| RG | Al Reynolds | LLB | E.J. Holub |
| RT | Charlie Diamond | MLB | Sherrill Headrick |
| TE | Fred Arbanas | RLB | Walt Corey |
| WR | Frank Jackson | LCB | Duane Wood |
| QB | Len Dawson | RCB | Dave Grayson |
| RB | Abner Haynes | LS | Bobby Hunt |
| RB | Curtis McClinton | RS | Johnny Robinson |
| K | Tommy Brooker | P | Eddie Wilson |

ALL-STARS IN BOLD

TEAM STATISTICS

| | TEXANS | OPP. |
|-------------------------|------------|-----------|
| TOTAL FIRST DOWNS | 259 | 234 |
| Rushing/Passing/Penalty | 119/125/15 | 76/143/20 |
| TOTAL NET YARDS | 4862 | 3951 |
| Avg. Per Game | 347.3 | 282.2 |
| Total Plays | 840 | 848 |
| Avg. Per Play | 5.8 | 4.7 |
| NET YARDS RUSHING | 2407 | 1250 |
| Avg. Per Game | 171.9 | 89.3 |
| Total Rushes | 479 | 351 |
| Avg. Per Play | 5.0 | 3.6 |
| NET YARDS PASSING | 2455 | 2701 |
| Avg. Per Game | 171.9 | 192.9 |
| Sacked/Yards Lost | 41/369 | 28/252 |
| Gross Yards | 2824 | 2953 |
| Attempts/Completions | 322/195 | 469/239 |
| Pct. of Completions | 60.6 | 51.0 |
| Had Intercepted | 17 | 32 |
| PUNTS/AVERAGE | 54/36.1 | 55/41.1 |
| PUNT RETURNS/YARDS | 27/236 | 26/219 |
| KICKOFF RETURNS/YARDS | 37/955 | 72/1592 |
| PENALTIES/YARDS | 66/644 | 74/650 |
| FUMBLES/LOST | 26/14 | 29/16 |
| TOUCHDOWNS | 50 | 30 |
| Rushing/Passing | 21/29 | 14/13 |
| Defensive/Kicking Game | 0/0 | 1/1 |
| SAFETIES | 0 | 0 |

| | 1 | 2 | 3 | 4 | Total |
|--------------|-----|----|----|-----|-------|
| TEXANS TOTAL | 103 | 96 | 61 | 129 | 389 |
| Opp. Total | 45 | 72 | 59 | 57 | 233 |

1961

DALLAS TEXANS

6-8 • 2nd AFL West • Hank Stram



Preseason (4-1)

| | | | | |
|------|---|-------|------------------------------------|--------|
| 8/5 | W | 39-28 | N.Y. Titans (Cobb Stadium, Dallas) | 20,500 |
| 8/12 | W | 31-13 | Denver (Midland, TX) | 10,000 |
| 8/18 | W | 35-26 | at Buffalo | 33,376 |
| 8/25 | W | 29-27 | Denver (Ft. Worth, TX) | 20,000 |
| 9/3 | L | 10-31 | at San Diego | 15,232 |

Regular Season (6-8)

| | | | | |
|-------|---|-------|---------------------|--------|
| 9/10 | L | 10-26 | SAN DIEGO | 24,500 |
| 9/24 | W | 42-35 | at Oakland | 6,700 |
| 10/1 | W | 26-21 | HOUSTON | 28,000 |
| 10/8 | W | 19-12 | at Denver | 14,500 |
| 10/15 | L | 24-27 | at Buffalo | 20,678 |
| 10/22 | L | 7-38 | at Houston | 23,228 |
| 10/29 | L | 17-18 | BOSTON | 20,500 |
| 11/3 | L | 21-28 | at Boston (Fri) (N) | 25,063 |
| 11/12 | L | 20-30 | BUFFALO | 15,000 |
| 11/19 | L | 14-24 | at San Diego | 33,788 |
| 11/26 | W | 43-11 | OAKLAND | 14,500 |
| 12/3 | L | 7-28 | at N.Y. Titans | 14,117 |
| 12/10 | W | 49-21 | DENVER | 8,000 |
| 12/17 | W | 35-24 | N.Y. TITANS | 12,500 |

INDIVIDUAL STATISTICS

| | PASSING | | | | | | | |
|----------------------|------------|------------|-------------|-------------|-----------|-----------|-----------|-------------|
| | Att. | Cmp. | Yds. | Pct. | TD | Int | LG | Rating |
| Davidson | 330 | 151 | 2445 | 45.8 | 17 | 23 | 71 | 59.2 |
| Duncan | 67 | 25 | 361 | 37.3 | 1 | 3 | 47 | 41.9 |
| Jackson | 2 | 1 | 9 | 50.0 | 0 | 1 | 9 | 22.9 |
| TEXANS TOTALS | 399 | 177 | 2815 | 44.4 | 18 | 27 | 71 | 53.3 |
| Opp. Total | 439 | 219 | 3077 | 49.9 | 20 | 25 | 80 | 61.6 |

| | PASS RECEIVING | | | | |
|----------------------|----------------|-------------|-------------|-----------|-----------|
| | No. | Yds. | Avg. | LG | TD |
| Burford | 51 | 850 | 16.7 | 54 | 5 |
| Robinson | 35 | 601 | 17.2 | 71 | 5 |
| Haynes | 34 | 558 | 16.4 | 69 | 3 |
| Dickinson | 14 | 209 | 14.9 | 48 | 2 |
| Jackson | 13 | 171 | 13.2 | 52 | 2 |
| Boydston | 12 | 167 | 13.9 | 24 | 1 |
| Spikes | 8 | 136 | 17.0 | 46 | 0 |
| Romeo | 7 | 89 | 12.7 | 20 | 0 |
| Pricer | 2 | 21 | 10.5 | 11 | 0 |
| Barnes | 1 | 13 | 13.0 | 13 | 0 |
| TEXANS TOTALS | 177 | 2815 | 14.6 | 71 | 18 |
| Opp. Total | 219 | 3077 | 12.7 | 80 | 20 |

| | RUSHING | | | | |
|----------------------|------------|-------------|------------|-----------|-----------|
| | No. | Yds. | Avg. | LG | TD |
| Haynes | 179 | 841 | 4.7 | 59 | 9 |
| Jackson | 65 | 386 | 5.9 | 49 | 3 |
| Spikes | 39 | 334 | 8.6 | 74 | 5 |
| Dickinson | 71 | 263 | 3.7 | 65 | 3 |
| Robinson | 52 | 200 | 3.9 | 45 | 2 |
| Davidson | 21 | 123 | 5.9 | 40 | 1 |
| Duncan | 5 | 42 | 8.4 | 19 | 0 |
| Pricer | 5 | 13 | 2.6 | 5 | 0 |
| Gilliam | 1 | -6 | -6.0 | -6 | 0 |
| Burford | 1 | -13 | -13.0 | -13 | 0 |
| TEXANS TOTALS | 439 | 2183 | 5.0 | 74 | 23 |
| Opp. Total | 410 | 1525 | 3.7 | 87t | 17 |

TEAM LEADERS

Scoring: Abner Haynes 78 pts: 13 TDs
 INTs: David Webster 5-50 yds., 0 TDs
 Punting: Cotton Davidson 61-2479 yds., 40.6 avg., 62 LG
 Punt Returns: Abner Haynes 19-196 yds., 10.3 avg., 0 TDs
 Kickoff Returns: Dave Grayson 16-453 yds., 28.3 avg., 0 TDs

LEAGUE STANDINGS



AMERICAN FOOTBALL LEAGUE

| Western Division | | | | |
|------------------|----|----|---|------|
| | W | L | T | Pct. |
| San Diego | 12 | 2 | 0 | .857 |
| Dallas | 6 | 8 | 0 | .429 |
| Denver | 3 | 11 | 0 | .214 |
| Oakland | 2 | 12 | 0 | .143 |
| Eastern Division | | | | |
| | W | L | T | Pct. |
| Houston | 10 | 3 | 1 | .769 |
| Boston | 9 | 4 | 1 | .692 |
| N.Y. Titans | 7 | 7 | 0 | .500 |
| Buffalo | 6 | 8 | 0 | .429 |

AFL Championship
Houston 10, San Diego 3

NFL Championship
Green Bay 37, N.Y. Giants 0



NATIONAL FOOTBALL LEAGUE

| Western Conference | | | | |
|--------------------|----|----|---|------|
| | W | L | T | Pct. |
| Green Bay | 11 | 3 | 0 | .786 |
| Detroit | 8 | 5 | 1 | .615 |
| Baltimore | 8 | 6 | 0 | .571 |
| Chicago | 8 | 6 | 0 | .571 |
| San Francisco | 7 | 6 | 1 | .538 |
| Los Angeles | 4 | 10 | 0 | .286 |
| Minnesota | 3 | 11 | 0 | .214 |
| Eastern Conference | | | | |
| | W | L | T | Pct. |
| N.Y. Giants | 10 | 3 | 1 | .769 |
| Philadelphia | 10 | 4 | 0 | .714 |
| Cleveland | 8 | 5 | 1 | .615 |
| St. Louis | 7 | 7 | 0 | .500 |
| Pittsburgh | 6 | 8 | 0 | .429 |
| Dallas | 4 | 9 | 1 | .308 |
| Washington | 1 | 12 | 1 | .077 |

REGULAR STARTERS

| OFFENSE | | DEFENSE | |
|---------|------------------|---------|-------------------|
| WR | Chris Burford | LE | Paul Miller |
| LT | Charlie Diamond | LT | Paul Rochester |
| LG | Sid Fournet | RT | Ray Collins |
| C | Jim Barton | RE | Mel Branch |
| RG | Bill Krisher | LLB | E.J. Holub |
| RT | Jerry Cornelison | MLB | Sherrill Headrick |
| TE | Max Boydstrum | RLB | Smokey Stover |
| QB | Cotton Davidson | RLB | Walt Corey |
| LHB | Abner Haynes | LCB | Duane Wood |
| FB | Jack Spikes | RCB | David Webster |
| RHB | Johnny Robinson | LS | Don Flynn |
| K | Jack Spikes | RS | Jimmy Harris |
| | | P | Cotton Davidson |

ALL-STARS IN BOLD

TEAM STATISTICS

| | TEXANS | OPP. |
|-------------------------|------------|-----------|
| TOTAL FIRST DOWNS | 247 | 238 |
| Rushing/Passing/Penalty | 112/122/13 | 89/139/20 |
| TOTAL NET YARDS | 4759 | 4302 |
| Avg. Per Game | 339.9 | 307.3 |
| Total Plays | 862 | 883 |
| Avg. Per Play | 5.5 | 4.9 |
| NET YARDS RUSHING | 2183 | 1525 |
| Avg. Per Game | 155.9 | 108.9 |
| Total Rushes | 439 | 410 |
| Avg. Per Play | 5.0 | 3.7 |
| NET YARDS PASSING | 2576 | 3077 |
| Avg. Per Game | 184.0 | 198.4 |
| Sacked/Yards Lost | 24/239 | 34/300 |
| Gross Yards | 2815 | 3077 |
| Attempts/Completions | 399/177 | 439/219 |
| Pct. of Completions | 44.4 | 49.9 |
| Had Intercepted | 27 | 25 |
| PUNTS/AVERAGE | 62/40.0 | 63/41.7 |
| PUNT RETURNS/YARDS | 26/219 | 17/176 |
| KICKOFF RETURNS/YARDS | 53/1465 | 65/1249 |
| PENALTIES/YARDS | 89/875 | 62/619 |
| FUMBLES/LOST | 30/18 | 31/18 |
| TOUCHDOWNS | 45 | 44 |
| Rushing/Passing | 23/18 | 18/21 |
| Defensive/Kicking Game | 1/1 | 2/3 |
| SAFETIES | 0 | 0 |

| SCORE BY PERIODS | 1 | 2 | 3 | 4 | Total |
|------------------|----|-----|----|-----|-------|
| TEXANS TOTAL | 77 | 87 | 87 | 83 | 334 |
| Opp. Total | 36 | 127 | 41 | 139 | 343 |





Preseason (6-0)

| | | | | |
|------|---|-------|---------------------------|--------|
| 7/31 | W | 20-13 | at Oakland | 13,000 |
| 8/6 | W | 27-10 | Houston (Tulsa, OK) | 12,000 |
| 8/14 | W | 24-14 | at Boston | 11,000 |
| 8/20 | W | 38-14 | N.Y. Titans (Abilene, TX) | 8,000 |
| 8/27 | W | 48-0 | Denver (Little Rock, AR) | 5,500 |
| 9/2 | W | 24-3 | HOUSTON | 51,000 |

Regular Season (8-6)

| | | | | |
|-------|---|-------|-------------------------------|--------|
| 9/10 | L | 20-21 | at L.A. Chargers (Sat) (N) | 17,724 |
| 9/16 | W | 34-16 | at Oakland (Fri) (N) | 8,021 |
| 9/25 | W | 17-0 | L.A. CHARGERS | 42,000 |
| 10/2 | L | 35-37 | N.Y. TITANS | 37,500 |
| 10/9 | L | 19-20 | OAKLAND | 21,000 |
| 10/16 | L | 10-20 | at Houston | 19,026 |
| 10/30 | W | 17-14 | at Denver | 13,102 |
| 11/6 | W | 45-28 | at Buffalo | 19,610 |
| 11/13 | W | 34-7 | DENVER | 21,000 |
| 11/18 | L | 14-42 | at Boston (Fri) (N) | 14,721 |
| 11/24 | L | 35-41 | at N.Y. Titans (Thur)(Thanks) | 14,344 |
| 12/4 | W | 24-0 | HOUSTON | 20,000 |
| 12/11 | W | 34-0 | BOSTON | 12,000 |
| 12/18 | W | 24-7 | BUFFALO | 18,000 |

INDIVIDUAL STATISTICS

| | PASSING | | | | | | | |
|----------------------|------------|------------|-------------|-------------|-----------|-----------|-----------|-------------|
| | Att. | Cmp. | Yds. | Pct. | TD | Int | LG | Rating |
| Davidson | 379 | 179 | 2474 | 47.2 | 15 | 16 | 74 | 64.5 |
| Enis | 54 | 30 | 357 | 55.6 | 1 | 2 | 39 | 66.9 |
| Haynes | 1 | 0 | 0 | 0.0 | 0 | 0 | 0 | 39.6 |
| Robinson | 1 | 0 | 0 | 0.0 | 0 | 1 | 0 | 0.0 |
| TEXANS TOTALS | 435 | 209 | 2831 | 48.0 | 16 | 19 | 74 | 63.2 |
| Opp. Total | 503 | 261 | 3002 | 51.9 | 19 | 32 | 46 | 56.3 |

| | PASS RECEIVING | | | | |
|----------------------|----------------|-------------|-------------|-----------|-----------|
| | No. | Yds. | Avg. | LG | TD |
| Haynes | 55 | 576 | 10.5 | 34 | 3 |
| Burford | 46 | 789 | 17.2 | 57 | 5 |
| Robinson | 41 | 611 | 14.9 | 74 | 4 |
| Boydston | 29 | 357 | 12.3 | 25 | 3 |
| Spikes | 11 | 158 | 14.4 | 25 | 0 |
| Johnson | 10 | 174 | 17.4 | 36 | 1 |
| Bryant | 5 | 43 | 8.6 | 17 | 0 |
| Bernet | 4 | 49 | 12.3 | 15 | 0 |
| Swink | 4 | 37 | 7.4 | 32 | 0 |
| Dickinson | 3 | 38 | 12.7 | 21 | 0 |
| Davidson | 1 | -1 | -1.0 | -1 | 0 |
| TEXANS TOTALS | 209 | 2831 | 13.5 | 74 | 16 |
| Opp. Total | 261 | 3002 | 11.5 | 46 | 19 |

| | RUSHING | | | | |
|----------------------|------------|-------------|------------|-----------|-----------|
| | No. | Yds. | Avg. | LG | TD |
| Haynes | 156 | 875 | 5.6 | 67 | 9 |
| Robinson | 98 | 458 | 4.7 | 49 | 4 |
| Spikes | 115 | 457 | 4.0 | 36 | 5 |
| Dickinson | 35 | 143 | 4.1 | 31 | 1 |
| Johnson | 23 | 43 | 1.9 | 8 | 1 |
| *Enis | 12 | -12 | -1.0 | 11 | 3 |
| *Davidson | 31 | -122 | -3.9 | 7 | 1 |
| Others | 13 | -28 | -2.2 | — | 0 |
| TEXANS TOTALS | 483 | 1814 | 3.8 | 67 | 24 |
| Opp. Total | 421 | 980 | 2.3 | 33 | 14 |

*Yards lost attempting to pass (sack yards) were counted as negative rushing yards during the AFL's inaugural season.

TEAM LEADERS

Scoring: Jack Spikes 104 pts: 5 TDs, 35 PATs, 13 FGs
INTs: David Webster 6-156 yds., 2 TDs
Punting: Cotton Davidson 58-2287 yds., 39.4 avg., 62 LG
Punt Returns: Abner Haynes 14-215 yds., 15.4 avg., 0 TDs
Kickoff Returns: Abner Haynes 19-434 yds., 22.8 avg., 0 TDs

LEAGUE STANDINGS



AMERICAN FOOTBALL LEAGUE

| Western Division | | | | |
|------------------|----|---|---|------|
| | W | L | T | Pct. |
| L.A. Chargers | 10 | 4 | 0 | .714 |
| Dallas | 8 | 6 | 0 | .571 |
| Oakland | 6 | 8 | 0 | .429 |
| Denver | 4 | 9 | 1 | .308 |
| Eastern Division | | | | |
| | W | L | T | Pct. |
| Houston | 10 | 4 | 0 | .714 |
| N.Y. Titans | 7 | 7 | 0 | .500 |
| Buffalo | 5 | 8 | 1 | .385 |
| Boston | 5 | 9 | 0 | .357 |

AFL Championship
Houston 24, L.A. Chargers 16

NFL Championship
Philadelphia 17, Green Bay 13



NATIONAL FOOTBALL LEAGUE

| Western Conference | | | | |
|--------------------|----|----|---|------|
| | W | L | T | Pct. |
| Green Bay | 8 | 4 | 0 | .667 |
| Detroit | 7 | 5 | 0 | .583 |
| San Francisco | 7 | 5 | 0 | .583 |
| Baltimore | 6 | 6 | 0 | .500 |
| Chicago | 5 | 6 | 1 | .455 |
| L.A. Rams | 4 | 7 | 1 | .364 |
| Dallas | 0 | 11 | 1 | .000 |
| Eastern Conference | | | | |
| | W | L | T | Pct. |
| Philadelphia | 10 | 2 | 0 | .833 |
| Cleveland | 8 | 3 | 1 | .727 |
| N.Y. Giants | 6 | 4 | 2 | .600 |
| St. Louis | 6 | 5 | 1 | .545 |
| Pittsburgh | 5 | 6 | 1 | .455 |
| Washington | 1 | 9 | 2 | .100 |

REGULAR STARTERS

| OFFENSE | | DEFENSE | |
|---------|------------------|---------|-------------------------|
| WR | Chris Burford | LE | Paul Miller |
| LT | Charlie Diamond | LT | Walter (Buffalo) Napier |
| LG | Sid Fournet | RT | Ray Collins |
| C | Jim Barton | RE | Mel Branch |
| RG | Bill Krisher | LLB | Ted Greene |
| RT | Jerry Cornelison | MLB | Sherrill Headrick |
| TE | Bob Bryant | RLB | Smokey Stover |
| | Max Boydstrum | | Walt Corey |
| QB | Cotton Davidson | LCB | Duane Wood |
| LHB | Abner Haynes | RCB | David Webster |
| FB | Jack Spikes | LS | Don Flynn |
| RHB | Johnny Robinson | RS | Jimmy Harris |
| K | Jack Spikes | P | Cotton Davidson |

ALL-AFL IN BOLD*

*As selected by The Sporting News. No AFL All-Star game was played following the league's initial season in 1960.

TEAM STATISTICS

| | TEXANS | OPP |
|-------------------------|------------|-----------|
| TOTAL FIRST DOWNS | 272 | 253 |
| Rushing/Passing/Penalty | 119/136/17 | 76/147/30 |
| TOTAL NET YARDS | 4645 | 3982 |
| Avg. Per Game | 331.8 | 284.4 |
| Total Plays | 918 | 924 |
| Avg. Per Play | 5.1 | 4.3 |
| NET YARDS RUSHING | 1814 | 980 |
| Avg. Per Game | 129.6 | 70.0 |
| Total Rushes | 483 | 421 |
| Avg. Per Play | 3.8 | 2.3 |
| *NET YARDS PASSING | 2636 | 2644 |
| Avg. Per Game | 188.4 | 188.9 |
| Yards Lost Att. to Pass | 197 | 358 |
| Gross Yards | 2831 | 3002 |
| Attempts/Completions | 435/209 | 503/261 |
| Pct. of Completions | 48.0 | 51.9 |
| Had Intercepted | 19 | 32 |
| PUNTS/AVERAGE | 61/39.3 | 79/36.9 |
| PUNT RETURNS/YARDS | 33/496 | 27/151 |
| KICKOFF RETURNS/YARDS | 41/845 | 55/1330 |
| PENALTIES/YARDS | 80/743 | 59/569 |
| FUMBLES/LOST | 30/18 | 34/16 |
| TOUCHDOWNS | 46 | 35 |
| Rushing/Passing | 24/16 | 14/19 |
| Defensive/Kicking Game | 5/1 | 1/1 |
| SAFETIES | 0 | 0 |

| SCORE BY PERIODS | 1 | 2 | 3 | 4 | Total |
|------------------|----|-----|----|-----|-------|
| TEXANS TOTAL | 61 | 106 | 68 | 127 | 362 |
| Opp. Total | 69 | 68 | 59 | 57 | 253 |

*Reflects yards lost attempting to pass.

ALL-TIME ATTENDANCE

| Year | HOME ATTENDANCE | | |
|---------------|------------------|-------------------|-------------------|
| | Preseason | Regular Season | Total |
| 1960 | 51,000 | 171,500 | 222,500 |
| 1961 | 20,500 | 123,000 | 143,500 |
| 1962 | (none) | 155,409 | 155,409 |
| 1963 | 12,856 | 150,567 | 163,423 |
| 1964 | 28,653 | 126,881 | 155,534 |
| 1965 | 28,289 | 150,449 | 178,738 |
| 1966 | 25,270 | 259,071 | 284,341 |
| 1967 | 33,041 | 315,006 | 348,047 |
| 1968 | 91,231 | 338,911 | 430,142 |
| 1969 | 75,300 | 345,519 | 420,819 |
| 1970 | 38,341 | 354,481 | 392,822 |
| 1971 | 111,796 | 351,705 | 463,501 |
| 1972 | 312,428 | 509,291 | 821,719 |
| 1973 | 282,747 | 459,519 | 742,266 |
| 1974 | 167,384 | 413,714 | 581,098 |
| 1975 | 148,068 | 424,265 | 572,333 |
| 1976 | 120,281 | 378,011 | 498,292 |
| 1977 | 121,931 | 357,393 | 479,324 |
| 1978 | 81,976 | 342,863 | 424,839 |
| 1979 | 76,792 | 451,583 | 528,375 |
| 1980 | 77,934 | 410,486 | 488,420 |
| 1981 | 83,649 | 506,634 | 590,283 |
| 1982 | 82,205 | 123,042 | 205,247 |
| 1983 | 66,955 | 379,794 | 446,749 |
| 1984 | 67,304 | 396,051 | 463,355 |
| 1985 | 73,780 | 360,158 | 433,938 |
| 1986 | 69,978 | 385,335 | 455,313 |
| 1987 | 83,051 | 282,018 | 365,069 |
| 1988 | 68,830 | 406,249 | 475,079 |
| 1989 | 77,925 | 487,056 | 564,981 |
| 1990 | 83,254 | 560,193 | 643,447 |
| 1991 | 113,358 | 598,094 | 711,452 |
| 1992 | 137,038 | 581,924 | 718,962 |
| 1993 | 146,580 | 606,222 | 752,802 |
| 1994 | 145,846 | 613,870* | 759,716 |
| 1995 | 147,036 | 625,936* | 772,972 |
| 1996 | 151,499 | 610,617* | 762,116 |
| 1997 | 149,698 | 610,192* | 759,890 |
| 1998 | 140,580 | 589,038** | 729,618 |
| 1999 | 151,444 | 629,545** | 780,989 |
| 2000 | 151,802 | 631,365 | 783,167 |
| 2001 | 153,348 | 617,488 | 770,836 |
| 2002 | 146,916 | 625,503 | 772,419 |
| 2003 | 149,464 | 627,840 | 777,304 |
| 2004 | 151,514 | 623,008 | 774,522 |
| 2005 | 150,331 | 623,325 | 773,656 |
| 2006 | 145,197 | 623,275 | 768,472 |
| 2007 | 142,500 | 614,217 | 756,717 |
| 2008 | 135,889 | 592,622 | 728,511 |
| 2009 | 131,334 | 540,114 | 671,448 |
| 2010 | 128,652 | 541,380 | 670,032 |
| 2011 | 135,374 | 576,659 | 712,033 |
| 2012 | 128,082 | 548,070 | 676,152 |
| 2013 | 129,487 | 602,877 | 732,364 |
| 2014 | 144,393 | 599,743 | 744,136 |
| 2015 | 141,728 | 602,228^ | 743,956 |
| 2016 | 139,971 | 587,624 | 727,595 |
| 2017 | 66,979 | 592,851 | 659,830 |
| 2018 | 122,053 | 607,780 | 729,833 |
| 2019 | 142,840 | 587,723 | 730,563 |
| 2020 | 0*** | 105,228**** | 105,228 |
| 2021 | 72,680 | 659,044 | 731,724 |
| 2022 | 141,377 | 587,997 | 729,374 |
| TOTALS | 6,897,739 | 29,259,553 | 36,157,292 |

| Year | ROAD ATTENDANCE | | |
|---------------|------------------|-------------------|-------------------|
| | Preseason | Regular Season | Total |
| 1960 | 49,500 | 110,321 | 159,821 |
| 1961 | 78,608 | 138,111 | 216,719 |
| 1962 | 92,085 | 163,727 | 255,812 |
| 1963 | 50,362 | 151,391 | 201,753 |
| 1964 | 65,806 | 175,302 | 241,108 |
| 1965 | 39,299 | 219,668 | 258,967 |
| 1966 | 90,175 | 248,153 | 338,328 |
| 1967 | 176,813 | 277,459 | 454,272 |
| 1968 | 122,233 | 282,863 | 405,096 |
| 1969 | 151,825 | 312,502 | 464,327 |
| 1970 | 333,210 | 355,837 | 689,047 |
| 1971 | 161,265 | 417,131 | 578,396 |
| 1972 | 98,976 | 424,802 | 523,778 |
| 1973 | 106,954 | 344,453 | 451,407 |
| 1974 | 88,716 | 320,672 | 409,388 |
| 1975 | 110,785 | 325,951 | 436,736 |
| 1976 | 79,098 | 326,374 | 405,472 |
| 1977 | 85,572 | 369,485 | 455,057 |
| 1978 | 93,496 | 432,554 | 526,050 |
| 1979 | 93,572 | 414,784 | 508,356 |
| 1980 | 68,687 | 397,275 | 465,962 |
| 1981 | 69,384 | 455,301 | 524,685 |
| 1982 | 86,511 | 290,799 | 377,310 |
| 1983 | 98,973 | 414,394 | 513,367 |
| 1984 | 52,944 | 483,068 | 536,012 |
| 1985 | 77,616 | 452,300 | 529,916 |
| 1986 | 78,250 | 470,670 | 548,920 |
| 1987 | 116,326 | 375,074 | 491,400 |
| 1988 | 55,730 | 415,291 | 471,021 |
| 1989 | 119,871 | 448,002 | 567,873 |
| 1990 | 105,722 | 446,789 | 552,511 |
| 1991 | 86,391 | 483,397 | 569,788 |
| 1992 | 92,454 | 451,620 | 544,074 |
| 1993 | 98,567 | 511,814 | 610,381 |
| 1994 | 136,499 | 544,122 | 680,621 |
| 1995 | 76,971 | 511,326 | 588,297 |
| 1996 | 96,239 | 462,935 | 559,174 |
| 1997 | 119,147 | 532,485 | 651,632 |
| 1998 | 146,670 | 516,071 | 662,741 |
| 1999 | 102,937 | 495,686 | 598,623 |
| 2000 | 132,283 | 483,907 | 616,190 |
| 2001 | 114,086 | 503,189 | 617,275 |
| 2002 | 112,147 | 540,674 | 652,821 |
| 2003 | 127,591 | 536,032 | 663,623 |
| 2004 | 137,633 | 527,720 | 665,353 |
| 2005 | 128,905 | 557,385 | 686,290 |
| 2006 | 146,332 | 544,237 | 690,569 |
| 2007 | 135,025 | 529,454 | 664,479 |
| 2008 | 120,940 | 549,606 | 670,546 |
| 2009 | 109,398 | 509,419 | 618,817 |
| 2010 | 107,112 | 528,400 | 635,512 |
| 2011 | 138,245 | 530,547 | 668,792 |
| 2012 | 121,271 | 491,973 | 613,244 |
| 2013 | 123,932 | 515,130 | 639,062 |
| 2014 | 144,094 | 527,508 | 671,602 |
| 2015 | 99,929 | 528,579 | 628,508 |
| 2016 | 142,463 | 528,590 | 671,053 |
| 2017 | 116,255 | 541,315 | 657,570 |
| 2018 | 134,652 | 499,596 | 634,248 |
| 2019 | 124,471 | 528,048^ | 652,519 |
| 2020 | 0*** | 37,321**** | 37,321 |
| 2021 | 110,668 | 533,901 | 644,569 |
| 2022 | 61,406 | 614,998 | 676,404 |
| TOTALS | 6,743,077 | 26,656,896 | 33,399,973 |

*Led NFL

**Led NFL in paid attendance

***2020 Preseason Cancelled Due to COVID-19

****2020 Reduced Capacity Due to COVID-19

Note: Paid attendance became NFL standard in '98.

^Includes game at London's Wembley Stadium

^Includes game at Mexico City's Estadio Azteca

ALL-TIME POSTSEASON ATTENDANCE

HOME POSTSEASON ATTENDANCE

| Season | Playoff Game | Opponent | Attendance |
|--------------------------------------------------|------------------|---------------------|------------------|
| 1971 | AFC Divisional | Miami | 50,374 |
| 1991 | AFC Wild Card | Los Angeles Raiders | 77,827 |
| 1993 | AFC Wild Card | Pittsburgh | 74,515 |
| 1995 | AFC Divisional | Indianapolis | 77,594 |
| 1997 | AFC Divisional | Denver | 76,965 |
| 2003 | AFC Divisional | Indianapolis | 79,159 |
| 2010 | AFC Wild Card | Baltimore | 72,190 |
| 2016 | AFC Divisional | Pittsburgh | 75,678 |
| 2017 | AFC Wild Card | Tennessee | 73,319 |
| 2018 | AFC Divisional | Indianapolis | 76,765 |
| 2018 | AFC Championship | New England | 77,034 |
| 2019 | AFC Divisional | Houston | 73,503 |
| 2019 | AFC Championship | Tennessee | 73,656 |
| 2020 | AFC Divisional | Cleveland | 16,730* |
| 2020 | AFC Championship | Buffalo | 16,993* |
| 2021 | AFC Wild Card | Pittsburgh | 73,253 |
| 2021 | AFC Divisional | Buffalo | 73,242 |
| 2021 | AFC Championship | Cincinnati | 73,377 |
| 2022 | AFC Divisional | Jacksonville | 73,220 |
| 2022 | AFC Championship | Cincinnati | 73,426 |
| TOTAL HOME PLAYOFF ATTENDANCE (20 games): | | | 1,366,820 |

*2020 Capacity Reduced Due to COVID-19

SUPER BOWL ATTENDANCE

| Season | Super Bowl | Stadium | Attendance |
|-----------------------------------------------|-----------------------|-----------------------|----------------|
| 1966 (1/15/67) | I vs. Green Bay | LA Memorial Coliseum | 61,946 |
| 1969 (Jan. 11, 1970) | IV vs. Minnesota | Tulane Stadium | 80,998 |
| 2019 (Feb. 2, 2020) | LIV vs. San Francisco | Hard Rock Stadium | 62,417 |
| 2020 (Feb. 7, 2021) | LV vs. Tampa Bay | Raymond James Stadium | 24,835* |
| 2022 (Feb. 12, 2023) | LVII vs. Philadelphia | State Farm Stadium | 67,827 |
| TOTAL SUPER BOWL ATTENDANCE (5 games): | | | 298,023 |

*2020 Capacity Reduced Due to COVID-19

ROAD POSTSEASON ATTENDANCE

| Season | Playoff Game | Opponent | Attendance |
|--------------------------------------------------|------------------|---------------|----------------|
| 1962 | AFL Championship | Houston | 37,981 |
| 1966 | AFL Championship | Buffalo | 42,080 |
| 1968 | AFL Divisional | Oakland | 54,444 |
| 1969 | AFL Divisional | New York Jets | 62,977 |
| 1969 | AFL Championship | Oakland | 54,443 |
| 1986 | AFC Wild Card | New York Jets | 69,307 |
| 1990 | AFC Wild Card | Miami | 67,276 |
| 1991 | AFC Divisional | Buffalo | 80,182 |
| 1992 | AFC Wild Card | San Diego | 58,278 |
| 1993 | AFC Divisional | Houston | 64,011 |
| 1993 | AFC Championship | Buffalo | 76,642 |
| 1994 | AFC Wild Card | Miami | 67,487 |
| 2006 | AFC Wild Card | Indianapolis | 57,215 |
| 2013 | AFC Wild Card | Indianapolis | 63,551 |
| 2015 | AFC Wild Card | Houston | 71,800 |
| 2015 | AFC Divisional | New England | 66,829 |
| TOTAL AWAY PLAYOFF ATTENDANCE (16 games): | | | 994,503 |

TOTAL 41-GAME PLAYOFF ATTENDANCE

2,659,346

ATTENDANCE RECORDS

Home* — Chiefs vs. Seattle
October 2, 2000 — **82,893**

LARGEST CROWD — REGULAR SEASON

Home — Chiefs vs. Oakland
November 5, 1972 — **82,094**

Away — Chiefs at Dallas
November 5, 2017 — **93,273**

*Arrowhead Stadium Attendance: 78,502; Kauffman Stadium Attendance: 4,391

LARGEST CROWD — POSTSEASON

Home — Chiefs vs. Indianapolis
January 11, 2004 — 79,159

Away — Chiefs at Buffalo
January 5, 1992 — 80,182

LARGEST CROWD — PRESEASON

Chiefs vs. Dallas at Arrowhead
September 2, 1972

Super Bowl — Chiefs vs. Minnesota
January 11, 1970 — 80,998

REGULAR SEASON HOME/ROAD RECORDS

HOME RECORD

| Year | W | L | T | Pct. |
|------|---|---|---|-------|
| 1960 | 5 | 2 | 0 | .714 |
| 1961 | 4 | 3 | 0 | .571 |
| 1962 | 6 | 1 | 0 | .857 |
| 1963 | 4 | 3 | 0 | .571 |
| 1964 | 4 | 3 | 0 | .571 |
| 1965 | 5 | 2 | 0 | .714 |
| 1966 | 4 | 2 | 1 | .643 |
| 1967 | 4 | 3 | 0 | .571 |
| 1968 | 6 | 1 | 0 | .857 |
| 1969 | 6 | 1 | 0 | .857 |
| 1970 | 4 | 1 | 2 | .727 |
| 1971 | 7 | 0 | 0 | 1.000 |
| 1972 | 3 | 4 | 0 | .429 |
| 1973 | 5 | 1 | 1 | .786 |
| 1974 | 1 | 6 | 0 | .143 |
| 1975 | 3 | 4 | 0 | .429 |

| Year | W | L | T | Pct. |
|------|---|---|---|------|
| 1976 | 1 | 6 | 0 | .143 |
| 1977 | 1 | 6 | 0 | .143 |
| 1978 | 3 | 5 | 0 | .375 |
| 1979 | 3 | 5 | 0 | .375 |
| 1980 | 3 | 5 | 0 | .375 |
| 1981 | 5 | 3 | 0 | .625 |
| 1982 | 2 | 2 | 0 | .500 |
| 1983 | 5 | 3 | 0 | .625 |
| 1984 | 5 | 3 | 0 | .625 |
| 1985 | 5 | 3 | 0 | .625 |
| 1986 | 6 | 2 | 0 | .750 |
| 1987 | 3 | 4 | 0 | .429 |
| 1988 | 4 | 4 | 0 | .500 |
| 1989 | 5 | 3 | 0 | .625 |
| 1990 | 6 | 2 | 0 | .750 |
| 1991 | 6 | 2 | 0 | .750 |

| Year | W | L | T | Pct. |
|------|---|---|---|-------|
| 1992 | 7 | 1 | 0 | .875 |
| 1993 | 7 | 1 | 0 | .875 |
| 1994 | 5 | 3 | 0 | .625 |
| 1995 | 8 | 0 | 0 | 1.000 |
| 1996 | 5 | 3 | 0 | .625 |
| 1997 | 8 | 0 | 0 | 1.000 |
| 1998 | 5 | 3 | 0 | .625 |
| 1999 | 6 | 2 | 0 | .750 |
| 2000 | 5 | 3 | 0 | .625 |
| 2001 | 3 | 5 | 0 | .375 |
| 2002 | 6 | 2 | 0 | .750 |
| 2003 | 8 | 0 | 0 | 1.000 |
| 2004 | 4 | 4 | 0 | .500 |
| 2005 | 7 | 1 | 0 | .875 |
| 2006 | 6 | 2 | 0 | .750 |
| 2007 | 2 | 6 | 0 | .250 |

| Year | W | L | T | Pct. |
|-------|---|---|---|------|
| 2008 | 1 | 7 | 0 | .125 |
| 2009 | 1 | 7 | 0 | .125 |
| 2010 | 7 | 1 | 0 | .875 |
| 2011 | 3 | 5 | 0 | .375 |
| 2012 | 1 | 7 | 0 | .125 |
| 2013 | 5 | 3 | 0 | .625 |
| 2014 | 6 | 2 | 0 | .750 |
| 2015* | 6 | 2 | 0 | .750 |
| 2016 | 6 | 2 | 0 | .750 |
| 2017 | 6 | 2 | 0 | .750 |
| 2018 | 7 | 1 | 0 | .875 |
| 2019 | 5 | 3 | 0 | .625 |
| 2020 | 6 | 2 | 0 | .750 |
| 2021 | 7 | 2 | 0 | .778 |
| 2022 | 7 | 1 | 0 | .875 |

AWAY RECORD

| Year | W | L | T | Pct. |
|------|---|---|---|-------|
| 1960 | 3 | 4 | 0 | .429 |
| 1961 | 2 | 5 | 0 | .286 |
| 1962 | 5 | 2 | 0 | .714 |
| 1963 | 1 | 4 | 2 | .286 |
| 1964 | 3 | 4 | 0 | .429 |
| 1965 | 2 | 3 | 2 | .429 |
| 1966 | 7 | 0 | 0 | 1.000 |
| 1967 | 5 | 2 | 0 | .714 |
| 1968 | 6 | 1 | 0 | .857 |
| 1969 | 5 | 2 | 0 | .714 |
| 1970 | 3 | 4 | 0 | .429 |
| 1971 | 3 | 3 | 1 | .500 |
| 1972 | 5 | 2 | 0 | .714 |
| 1973 | 2 | 4 | 1 | .357 |
| 1974 | 4 | 3 | 0 | .571 |
| 1975 | 2 | 5 | 0 | .286 |

| Year | W | L | T | Pct. |
|------|---|---|---|------|
| 1976 | 4 | 3 | 0 | .571 |
| 1977 | 1 | 6 | 0 | .143 |
| 1978 | 1 | 7 | 0 | .125 |
| 1979 | 4 | 4 | 0 | .500 |
| 1980 | 5 | 3 | 0 | .625 |
| 1981 | 4 | 4 | 0 | .500 |
| 1982 | 1 | 4 | 0 | .286 |
| 1983 | 1 | 7 | 0 | .125 |
| 1984 | 3 | 5 | 0 | .375 |
| 1985 | 1 | 7 | 0 | .125 |
| 1986 | 4 | 4 | 0 | .500 |
| 1987 | 1 | 7 | 0 | .125 |
| 1988 | 0 | 7 | 1 | .063 |
| 1989 | 3 | 4 | 1 | .438 |
| 1990 | 5 | 3 | 0 | .625 |
| 1991 | 4 | 4 | 0 | .500 |

| Year | W | L | T | Pct. |
|------|---|---|---|------|
| 1992 | 3 | 5 | 0 | .375 |
| 1993 | 4 | 4 | 0 | .500 |
| 1994 | 4 | 4 | 0 | .500 |
| 1995 | 5 | 3 | 0 | .625 |
| 1996 | 4 | 4 | 0 | .500 |
| 1997 | 5 | 3 | 0 | .625 |
| 1998 | 2 | 6 | 0 | .250 |
| 1999 | 3 | 5 | 0 | .375 |
| 2000 | 2 | 6 | 0 | .250 |
| 2001 | 3 | 5 | 0 | .375 |
| 2002 | 2 | 6 | 0 | .250 |
| 2003 | 5 | 3 | 0 | .625 |
| 2004 | 3 | 5 | 0 | .375 |
| 2005 | 3 | 5 | 0 | .375 |
| 2006 | 3 | 5 | 0 | .375 |
| 2007 | 2 | 6 | 0 | .250 |

| Year | W | L | T | Pct. |
|-------|---|---|---|-------|
| 2008 | 1 | 7 | 0 | .125 |
| 2009 | 3 | 5 | 0 | .375 |
| 2010 | 3 | 5 | 0 | .375 |
| 2011 | 4 | 4 | 0 | .500 |
| 2012 | 1 | 7 | 0 | .125 |
| 2013 | 6 | 2 | 0 | .750 |
| 2014 | 3 | 5 | 0 | .375 |
| 2015 | 5 | 3 | 0 | .625 |
| 2016 | 6 | 2 | 0 | .750 |
| 2017 | 4 | 4 | 0 | .500 |
| 2018 | 5 | 3 | 0 | .625 |
| 2019* | 7 | 1 | 0 | .875 |
| 2020 | 8 | 0 | 0 | 1.000 |
| 2021 | 5 | 3 | 0 | .625 |
| 2022 | 7 | 2 | 0 | .778 |

*Includes International Series Game

62-YEAR TOTALS

| | W | L | T | Pct. |
|-------------------------------|-----|-----|----|------|
| Home Games | 300 | 178 | 4 | .628 |
| Road Games | 221 | 255 | 8 | .464 |
| Regular Season Totals | 521 | 433 | 12 | .546 |
| Regular and Postseason Totals | 541 | 454 | 12 | .544 |

| | W | L | T | Pct. |
|----------------------|----|----|---|------|
| Playoff Games — Home | 11 | 9 | 0 | .550 |
| Playoff Games — Road | 6 | 10 | 0 | .375 |
| Super Bowls | 3 | 2 | 0 | .600 |
| Postseason Totals | 20 | 21 | 0 | .488 |

CHIEFS VS. AFC WEST

| Year | Den | Oak/LA/LV | SD/LA | Sea | Home | Road | Total |
|-------------|------------|------------|------------|----------|------------|------------|------------|
| 1970 | 1-1 | 0-1-1 | 1-1 | — | 2-0-1 | 0-3 | 2-3-1 |
| 1971 | 2-0 | 1-0-1 | 1-1 | — | 3-0 | 1-1-1 | 4-1-1 |
| 1972 | 2-0 | 1-1 | 1-1 | — | 2-1 | 2-1 | 4-2 |
| 1973 | 1-1 | 1-1 | 2-0 | — | 3-0 | 1-2 | 4-2 |
| 1974 | 1-1 | 0-2 | 1-1 | — | 0-3 | 2-1 | 2-4 |
| 1975 | 1-1 | 1-1 | 1-1 | — | 1-2 | 1-2 | 3-3 |
| 1976 | 0-2 | 0-2 | 1-1 | — | 0-3 | *2-2 | *2-5 |
| 1977 | 0-2 | 0-2 | 1-1 | 0-1 | 0-4 | 1-2 | 1-6 |
| 1978 | 0-2 | 0-2 | 1-1 | 0-2 | 1-3 | 0-4 | 1-7 |
| 1979 | 0-2 | 2-0 | 0-2 | 2-0 | 2-2 | 2-2 | 4-4 |
| 1980 | 2-0 | 1-1 | 0-2 | 1-1 | 1-3 | 3-1 | 4-4 |
| 1981 | 1-1 | 2-0 | 0-2 | 2-0 | 3-1 | 2-2 | 5-3 |
| 1982 | 1-0 | 0-1 | 1-0 | 0-0 | 1-1 | 1-0 | 2-1 |
| 1983 | 1-1 | 0-2 | 0-2 | 1-1 | 2-2 | 0-4 | 2-6 |
| 1984 | 1-1 | 0-2 | 2-0 | 1-1 | 3-1 | 1-3 | 4-4 |
| 1985 | 0-2 | 1-1 | 1-1 | 1-1 | 3-1 | 0-4 | 3-5 |
| 1986 | 1-1 | 1-1 | 2-0 | 1-1 | 3-1 | 2-2 | 5-3 |
| 1987 | 0-2 | 1-1 | 1-1 | 1-1 | 3-1 | 0-4 | 3-5 |
| 1988 | 1-1 | 0-2 | 0-2 | 1-1 | 2-2 | 0-4 | 2-6 |
| 1989 | 0-2 | 1-1 | 0-2 | 2-0 | 2-2 | 1-3 | 3-5 |
| 1990 | 1-1 | 2-0 | 2-0 | 0-2 | 3-1 | 2-2 | 5-3 |
| 1991 | 0-2 | 2-0 | 2-0 | 2-0 | 3-1 | 3-1 | 6-2 |
| 1992 | 1-1 | 1-1 | 2-0 | 2-0 | 4-0 | 2-2 | 6-2 |
| 1993 | 1-1 | 2-0 | 2-0 | 2-0 | 4-0 | 3-1 | 7-1 |
| 1994 | 1-1 | 2-0 | 0-2 | 1-1 | 2-2 | 2-2 | 4-4 |
| 1995 | 2-0 | 2-0 | 2-0 | 2-0 | 4-0 | 4-0 | 8-0 |
| 1996 | 1-1 | 1-1 | 0-2 | 2-0 | 3-1 | 1-3 | 4-4 |
| 1997 | 1-1 | 2-0 | 2-0 | 2-0 | 4-0 | 3-1 | 7-1 |
| 1998 | 0-2 | 2-0 | 1-1 | 1-1 | 3-1 | 1-3 | 4-4 |
| 1999 | 2-0 | 1-1 | 1-1 | 0-2 | 2-2 | 2-2 | 4-4 |
| 2000 | 2-0 | 0-2 | 1-1 | 2-0 | 3-1 | 2-2 | 5-3 |
| 2001 | 1-1 | 0-2 | 2-0 | 1-1 | 3-1 | 1-3 | 4-4 |
| 2002 | 0-2 | 1-1 | 1-1 | — | 2-1 | 0-3 | 2-4 |
| 2003 | 1-1 | 2-0 | 2-0 | — | 3-0 | 2-1 | 5-1 |
| 2004 | 1-1 | 2-0 | 0-2 | — | 2-1 | 1-2 | 3-3 |
| 2005 | 1-1 | 2-0 | 1-1 | — | 3-0 | 1-2 | 4-2 |
| 2006 | 1-1 | 2-0 | 1-1 | — | 3-0 | 1-2 | 4-2 |
| 2007 | 0-2 | 1-1 | 1-1 | — | 0-3 | 2-1 | 2-4 |
| 2008 | 1-1 | 1-1 | 0-2 | — | 1-2 | 1-2 | 2-4 |
| 2009 | 1-1 | 1-1 | 0-2 | — | 0-3 | 2-1 | 2-4 |
| 2010 | 1-1 | 0-2 | 1-1 | — | 2-1 | 0-3 | 2-4 |
| 2011 | 1-1 | 1-1 | 1-1 | — | 1-2 | 2-1 | 3-3 |
| 2012 | 0-2 | 0-2 | 0-2 | — | 0-3 | 0-3 | 0-6 |
| 2013 | 0-2 | 2-0 | 0-2 | — | 1-2 | 1-2 | 2-4 |
| 2014 | 0-2 | 1-1 | 2-0 | — | 2-1 | 1-2 | 3-3 |
| 2015 | 1-1 | 2-0 | 2-0 | — | 2-1 | 3-0 | 5-1 |
| 2016 | 2-0 | 2-0 | 2-0 | — | 3-0 | 3-0 | 6-0 |
| 2017 | 2-0 | 1-1 | 2-0 | — | 3-0 | 2-1 | 5-1 |
| 2018 | 2-0 | 2-0 | 1-1 | — | 2-1 | 3-0 | 5-1 |
| 2019 | 2-0 | 2-0 | 2-0 | — | 3-0 | 3-0 | 6-0 |
| 2020 | 2-0 | 1-1 | 1-1 | — | 1-2 | 3-0 | 4-2 |
| 2021 | 2-0 | 2-0 | 1-1 | — | 2-1 | 3-0 | 5-1 |
| 2022 | 2-0 | 2-0 | 2-0 | — | 3-0 | 3-0 | 6-0 |

*Includes a win over Tampa Bay, who was an AFC West member in 1976.

NOTE: Chart begins in 1970 when AFC West was formed with AFL-NFL merger. Includes only regular season contests.

CHIEFS VS. NFC

OVERALL RECORD

| Year | W | L | T | Pct. |
|---------------|------------|-----------|----------|-------------|
| 1970 | 0 | 2 | 1 | .167 |
| 1971 | 2 | 1 | 0 | .667 |
| 1972 | 2 | 1 | 0 | .667 |
| 1973 | 1 | 1 | 1 | .500 |
| 1974 | 1 | 2 | 0 | .333 |
| 1975 | 2 | 1 | 0 | .667 |
| 1976 | 1 | 1 | 0 | .500 |
| 1977 | 1 | 1 | 0 | .500 |
| 1978 | 0 | 2 | 0 | .000 |
| 1979 | 0 | 2 | 0 | .000 |
| 1980 | 2 | 0 | 0 | 1.000 |
| 1981 | 2 | 2 | 0 | .500 |
| 1982 | 0 | 3 | 0 | .000 |
| 1983 | 2 | 2 | 0 | .500 |
| 1984 | 1 | 1 | 0 | .500 |
| 1985 | 2 | 2 | 0 | .500 |
| 1986 | 1 | 1 | 0 | .500 |
| 1987 | 1 | 2 | 0 | .333 |
| 1988 | 0 | 2 | 0 | .000 |
| 1989 | 2 | 0 | 0 | 1.000 |
| 1990 | 4 | 0 | 0 | 1.000 |
| 1991 | 2 | 2 | 0 | .500 |
| 1992 | 2 | 2 | 0 | .500 |
| 1993 | 2 | 2 | 0 | .500 |
| 1994 | 3 | 1 | 0 | .750 |
| 1995 | 3 | 1 | 0 | .750 |
| 1996 | 4 | 0 | 0 | 1.000 |
| 1997 | 4 | 0 | 0 | 1.000 |
| 1998 | 3 | 1 | 0 | .750 |
| 1999 | 2 | 2 | 0 | .500 |
| 2000 | 2 | 2 | 0 | .500 |
| 2001 | 1 | 3 | 0 | .250 |
| 2002 | 2 | 2 | 0 | .500 |
| 2003 | 3 | 1 | 0 | .750 |
| 2004 | 1 | 3 | 0 | .250 |
| 2005 | 1 | 3 | 0 | .250 |
| 2006 | 4 | 0 | 0 | 1.000 |
| 2007 | 1 | 3 | 0 | .250 |
| 2008 | 0 | 4 | 0 | .000 |
| 2009 | 1 | 3 | 0 | .250 |
| 2010 | 4 | 0 | 0 | 1.000 |
| 2011 | 3 | 1 | 0 | .750 |
| 2012 | 2 | 2 | 0 | .500 |
| 2013 | 4 | 0 | 0 | 1.000 |
| 2014 | 2 | 2 | 0 | .500 |
| 2015 | 1 | 3 | 0 | .250 |
| 2016 | 3 | 1 | 0 | .750 |
| 2017 | 2 | 2 | 0 | .500 |
| 2018 | 2 | 2 | 0 | .500 |
| 2019 | 3 | 1 | 0 | .750 |
| 2020 | 4 | 0 | 0 | 1.000 |
| 2021 | 5 | 0 | 0 | 1.000 |
| 2022 | 5 | 0 | 0 | 1.000 |
| Totals | 108 | 78 | 2 | .580 |

HOME RECORD

| Year | W | L | T | Pct. |
|---------------|-----------|-----------|----------|-------------|
| 1970 | 0 | 1 | 1 | .250 |
| 1971 | 1 | 0 | 0 | 1.000 |
| 1972 | 0 | 1 | 0 | .000 |
| 1973 | 1 | 1 | 0 | .500 |
| 1974 | 0 | 2 | 0 | .000 |
| 1975 | 1 | 1 | 0 | .500 |
| 1976 | 0 | 1 | 0 | .000 |
| 1977 | 1 | 0 | 0 | 1.000 |
| 1978 | 0 | 1 | 0 | .000 |
| 1979 | 0 | 1 | 0 | .000 |
| 1980 | 1 | 0 | 0 | 1.000 |
| 1981 | 1 | 1 | 0 | .500 |
| 1982 | 0 | 1 | 0 | .000 |
| 1983 | 2 | 0 | 0 | 1.000 |
| 1984 | 1 | 0 | 0 | 1.000 |
| 1985 | 1 | 1 | 0 | .500 |
| 1986 | 1 | 0 | 0 | 1.000 |
| 1987 | 0 | 1 | 0 | .000 |
| 1988 | 0 | 1 | 0 | .000 |
| 1989 | 1 | 0 | 0 | 1.000 |
| 1990 | 2 | 0 | 0 | 1.000 |
| 1991 | 1 | 1 | 0 | .500 |
| 1992 | 2 | 0 | 0 | 1.000 |
| 1993 | 1 | 1 | 0 | .500 |
| 1994 | 1 | 1 | 0 | .500 |
| 1995 | 2 | 0 | 0 | 1.000 |
| 1996 | 2 | 0 | 0 | 1.000 |
| 1997 | 2 | 0 | 0 | 1.000 |
| 1998 | 2 | 0 | 0 | 1.000 |
| 1999 | 2 | 0 | 0 | 1.000 |
| 2000 | 2 | 0 | 0 | 1.000 |
| 2001 | 0 | 2 | 0 | .000 |
| 2002 | 2 | 0 | 0 | 1.000 |
| 2003 | 2 | 0 | 0 | 1.000 |
| 2004 | 1 | 1 | 0 | .500 |
| 2005 | 1 | 1 | 0 | .500 |
| 2006 | 2 | 0 | 0 | 1.000 |
| 2007 | 1 | 1 | 0 | .500 |
| 2008 | 0 | 2 | 0 | .000 |
| 2009 | 0 | 2 | 0 | .000 |
| 2010 | 2 | 0 | 0 | 1.000 |
| 2011 | 2 | 0 | 0 | 1.000 |
| 2012 | 1 | 1 | 0 | .500 |
| 2013 | 2 | 0 | 0 | 1.000 |
| 2014 | 2 | 0 | 0 | 1.000 |
| 2015* | 1 | 1 | 0 | .500 |
| 2016 | 1 | 1 | 0 | .500 |
| 2017 | 2 | 0 | 0 | 1.000 |
| 2018 | 2 | 0 | 0 | 1.000 |
| 2019 | 1 | 1 | 0 | .500 |
| 2020 | 2 | 0 | 0 | 1.000 |
| 2021 | 3 | 0 | 0 | 1.000 |
| 2022 | 2 | 0 | 0 | 1.000 |
| Totals | 63 | 30 | 1 | .676 |

ROAD RECORD

| Year | W | L | T | Pct. |
|---------------|-----------|-----------|----------|-------------|
| 1970 | 0 | 1 | 0 | .000 |
| 1971 | 1 | 1 | 0 | .500 |
| 1972 | 2 | 0 | 0 | 1.000 |
| 1973 | 0 | 0 | 1 | .500 |
| 1974 | 1 | 0 | 0 | 1.000 |
| 1975 | 1 | 0 | 0 | 1.000 |
| 1976 | 1 | 0 | 0 | 1.000 |
| 1977 | 0 | 1 | 0 | .000 |
| 1978 | 0 | 1 | 0 | .000 |
| 1979 | 0 | 1 | 0 | .000 |
| 1980 | 1 | 0 | 0 | 1.000 |
| 1981 | 1 | 1 | 0 | .500 |
| 1982 | 0 | 2 | 0 | .000 |
| 1983 | 0 | 2 | 0 | .000 |
| 1984 | 0 | 1 | 0 | .000 |
| 1985 | 1 | 1 | 0 | .500 |
| 1986 | 0 | 1 | 0 | .000 |
| 1987 | 1 | 1 | 0 | .500 |
| 1988 | 0 | 1 | 0 | .000 |
| 1989 | 1 | 0 | 0 | 1.000 |
| 1990 | 2 | 0 | 0 | 1.000 |
| 1991 | 1 | 1 | 0 | .500 |
| 1992 | 0 | 2 | 0 | .000 |
| 1993 | 1 | 1 | 0 | .500 |
| 1994 | 2 | 0 | 0 | 1.000 |
| 1995 | 1 | 1 | 0 | .500 |
| 1996 | 2 | 0 | 0 | 1.000 |
| 1997 | 2 | 0 | 0 | 1.000 |
| 1998 | 1 | 1 | 0 | .500 |
| 1999 | 0 | 2 | 0 | .000 |
| 2000 | 0 | 2 | 0 | .000 |
| 2001 | 1 | 1 | 0 | .500 |
| 2002 | 0 | 2 | 0 | .000 |
| 2003 | 1 | 1 | 0 | .500 |
| 2004 | 0 | 2 | 0 | .000 |
| 2005 | 0 | 2 | 0 | .000 |
| 2006 | 2 | 0 | 0 | 1.000 |
| 2007 | 0 | 2 | 0 | .000 |
| 2008 | 0 | 2 | 0 | .000 |
| 2009 | 1 | 1 | 0 | .500 |
| 2010 | 2 | 0 | 0 | 1.000 |
| 2011 | 1 | 1 | 0 | .500 |
| 2012 | 1 | 1 | 0 | .500 |
| 2013 | 2 | 0 | 0 | 1.000 |
| 2014 | 0 | 2 | 0 | .000 |
| 2015 | 0 | 2 | 0 | .000 |
| 2016 | 2 | 0 | 0 | 1.000 |
| 2017 | 0 | 2 | 0 | .000 |
| 2018 | 0 | 2 | 0 | .000 |
| 2019 | 2 | 0 | 0 | 1.000 |
| 2020 | 2 | 0 | 0 | 1.000 |
| 2021 | 2 | 0 | 0 | 1.000 |
| 2022 | 3 | 0 | 0 | 1.000 |
| Totals | 45 | 48 | 1 | .484 |

*Includes game in London

CHIEFS VS THE NFL



ARIZONA CARDINALS 10-3-1 (.750)

Regular Season: 10-3-1
Postseason: 0-0

Home: 5-0-1
Away: 5-3-0

| | | | | | | | | | | | | | | |
|------|-------|-----|---|-------|------|-------|-----|---|-------|---------------------------------------|-------|-----|---|-------|
| 1970 | 11/22 | KC | T | 6-6 | 1995 | 10/1 | ARZ | W | 24-3 | 2010 | 11/21 | KC | W | 31-13 |
| 1974 | 12/1 | STL | W | 17-13 | 1998 | 11/29 | KC | W | 34-24 | 2014 | 12/7 | ARZ | L | 14-17 |
| 1980 | 11/23 | STL | W | 21-13 | 2001 | 10/21 | ARZ | L | 16-24 | 2018 | 11/11 | KC | W | 26-14 |
| 1983 | 10/2 | KC | W | 38-14 | 2002 | 12/1 | KC | W | 49-0 | 2022 | 9/11 | ARZ | W | 44-21 |
| 1986 | 11/23 | STL | L | 14-23 | 2006 | 10/8 | ARZ | W | 23-20 | Total Points: KC 357 - ARZ 205 | | | | |

Longest KC winning streak: 3 (1974-83)
Municipal Stadium: 0-0-1 (.500)
GEHA Field at Arrowhead Stadium: 5-0-0 (1.000)

Longest KC losing streak: 1 (Three times)
Busch Stadium: 2-1-0 (.667)
Sun Devil Stadium: 1-1-0 (.500)
University of Phoenix Stadium: 1-1-0 (.500)
State Farm Stadium: 1-0-0 (1.000)

Cardinals home sites: Busch Stadium 1970-87; Sun Devil Stadium - Tempe, AZ 1988-2005;
State Farm Stadium 2006-present, known as University of Phoenix Stadium 2006-17.
Franchise in St. Louis prior to 1988 and was known as Phoenix Cardinals from 1988-92.



ATLANTA FALCONS 6-3-0 (.667)

Regular Season: 6-3-0
Postseason: 0-0

Home: 3-1-0
Away: 3-2-0

| | | | | | | | | | | | | | | |
|------|-------|-----|---|-------|------|-------|-----|---|-------|---------------------------------------|------|-----|---|-------|
| 1972 | 12/17 | ATL | W | 17-14 | 2000 | 12/24 | ATL | L | 13-29 | 2016 | 12/4 | ATL | W | 29-28 |
| 1985 | 12/8 | KC | W | 38-10 | 2004 | 10/24 | KC | W | 56-10 | Total Points: KC 235 - ATL 182 | | | | |
| 1991 | 9/1 | KC | W | 14-3 | 2008 | 9/21 | ATL | L | 14-38 | | | | | |
| 1994 | 9/18 | ATL | W | 30-10 | 2012 | 9/9 | KC | L | 24-40 | | | | | |

Longest KC winning streak: 4 (1972-94)
GEHA Field at Arrowhead Stadium: 3-1-0 (.750)

Longest KC losing streak: 2 (2008-12)
Atlanta Fulton County Stadium: 1-0-0 (1.000)
Georgia Dome: 2-2-0 (.500)
Mercedes-Benz Stadium: 0-0-0 (.000)

Falcons home sites: Atlanta Fulton County Stadium 1970-91; Georgia Dome 1992-16; Mercedes-Benz Stadium 2017-present.



BALTIMORE RAVENS 7-5-0 (.583)

Regular Season: 7-4-0
Postseason: 0-1

Home: 2-3-0
Away: 5-2-0


| | | | | | | | | | | | | | | |
|------|-------|-----|---|-------|-------------|------------|-----------|----------|---------------|---------------------------------------|------|-----|---|-------|
| 1999 | 10/21 | BAL | W | 35-8 | 2010 | 1/9 | KC | L | 7-30 a | 2020 | 9/28 | BAL | W | 34-20 |
| 2003 | 9/28 | BAL | W | 17-10 | 2012 | 10/7 | KC | L | 6-9 | 2021 | 9/19 | BAL | L | 35-36 |
| 2004 | 10/4 | BAL | W | 27-24 | 2015 | 12/20 | BAL | W | 34-14 | Total Points: KC 289 - BAL 261 | | | | |
| 2006 | 12/10 | KC | L | 10-20 | 2018 | 12/9 | KC | W | 27-24 | | | | | |
| 2009 | 9/13 | BAL | L | 24-38 | 2019 | 9/22 | KC | W | 33-28 | | | | | |

a - AFC Wild Card Game

Longest KC winning streak: 4 (2015-20)
GEHA Field at Arrowhead Stadium: 2-3-0 (.400)

Longest KC losing streak: 4 (2006-12)
M&T Bank Stadium: 5-2-0 (.714)


Ravens home sites: Baltimore Memorial Stadium 1996-97; M&T Bank Stadium 1998-present,
known as Stadium at Camden Yards 1998 and PSINet Stadium 1999-02.

|  | BUFFALO BILLS | | | | | Regular Season: 21-26-1 | | | | | Home: 15-14-0 | | | |
|-----------------------------------------------------------------------------------|-----------------------|------------|----------|---------------|------|--------------------------------|------------|----------|----------------|-------------------------------------------|----------------------|-----------|----------|-------------------|
| | 24-28-1 (.462) | | | | | Postseason: 3-2 | | | | | Away: 9-14-1 | | | |
| 1960 | 11/6 | BUF | W | 45-28 | 1971 | 12/7 | KC | W | 22-19 | 2002 | 11/17 | KC | W | 17-16 |
| | 12/18 | DAL | W | 24-7 | 1972 | 12/19 | KC | W | 22-9 | 2003 | 10/26 | KC | W | 38-5 |
| 1961 | 10/15 | BUF | L | 24-27 | 1973 | 10/29 | BUF | L | 14-23 | 2005 | 11/13 | BUF | L | 3-14 |
| | 11/12 | DAL | L | 20-30 | 1976 | 10/3 | BUF | L | 17-50 | 2008 | 11/23 | KC | L | 31-54 |
| 1962 | 9/30 | DAL | W | 41-21 | 1978 | 10/1 | BUF | L | 13-28 | 2009 | 12/13 | KC | L | 10-16 |
| | 12/2 | BUF | L | 14-23 | | 12/3 | KC | W | 14-10 | 2010 | 10/31 | KC | W | 13-10 OT |
| 1963 | 9/22 | BUF | T | 27-27 | 1982 | 9/12 | BUF | L | 9-14 | 2011 | 9/11 | KC | L | 7-41 |
| | 10/13 | KC | L | 26-35 | 1983 | 12/4 | KC | L | 9-14 | 2012 | 9/16 | BUF | L | 17-35 |
| 1964 | 9/13 | BUF | L | 17-34 | 1986 | 9/28 | BUF | W | 20-17 | 2013 | 11/3 | BUF | W | 23-13 |
| | 10/18 | KC | L | 22-35 | | 11/30 | KC | L | 14-17 | 2014 | 11/9 | BUF | W | 17-13 |
| 1965 | 10/17 | KC | L | 7-23 | 1991 | 10/7 | KC | W | 33-6 | 2015 | 11/29 | KC | W | 30-22 |
| | 12/12 | BUF | L | 25-34 | | 1/5/92 | BUF | L | 14-37 b | 2017 | 11/26 | KC | L | 10-16 |
| 1966 | 9/11 | BUF | W | 42-20 | 1993 | 11/28 | KC | W | 23-7 | 2020 | 10/19 | BUF | W | 26-17 |
| | 10/2 | KC | L | 14-29 | | 1/23/94 | BUF | L | 13-30 c | | 1/24/21 | KC | W | 38-24 c |
| | 1/1/67 | BUF | W | 31-7 a | 1994 | 10/30 | BUF | L | 10-44 | 2021 | 10/10 | KC | L | 20-38 |
| 1967 | 12/3 | KC | W | 23-13 | 1996 | 12/22 | BUF | L | 9-20 | | 1/23/22 | KC | W | 42-36 OT b |
| 1968 | 10/5 | BUF | W | 18-7 | 1997 | 9/14 | KC | W | 22-16 | 2022 | 10/16 | KC | L | 20-24 |
| 1969 | 11/2 | BUF | W | 29-7 | 2000 | 11/19 | KC | L | 17-21 | Total Points: KC 1,106 - BUF 1,183 | | | | |

a - AFL Championship Game b - AFC Divisional Playoff Game c - AFC Championship Game


Longest KC winning streak: 6 (1966-71) **Longest KC losing streak:** 5 (1963-65)
Cotton Bowl: 2-1-0 (.667) **War Memorial Stadium:** 5-4-1 (.550)
Municipal Stadium: 3-4-0 (.429) **Ralph Wilson Stadium:** 3-10-0 (.231)
GEHA Field at Arrowhead Stadium: 10-9-0 (.526) **Bills Stadium:** 1-0-0 (1.000)

Bills home sites: War Memorial Stadium 1960-72;
Highmark Stadium - Orchard Park, N.Y. 1973-present, known as Rich Stadium 1973-98, Ralph Wilson Stadium 1998-15, New Era Field 2015-19, Bills Stadium 2020; Rogers Centre - Toronto, Canada 2008-present (Bills Toronto Series).

|  | CAROLINA PANTHERS | | | | | Regular Season: 5-2-0 | | | | | Home: 3-1-0 | | | |
|-------------------------------------------------------------------------------------|--------------------------|-----|---|-------|------|------------------------------|-----|---|-------|---------------------------------------|--------------------|----|---|-------|
| | 5-2-0 (.714) | | | | | Postseason: 0-0 | | | | | Away: 2-1-1 | | | |
| 1997 | 9/21 | CAR | W | 35-14 | 2008 | 10/5 | CAR | L | 0-34 | 2020 | 11/8 | KC | W | 33-31 |
| 2000 | 12/10 | KC | W | 15-14 | 2012 | 12/2 | KC | W | 27-21 | Total Points: KC 147 - CAR 159 | | | | |
| 2004 | 9/19 | KC | L | 17-28 | 2016 | 11/13 | CAR | W | 20-17 | | | | | |


Longest KC winning streak: 3 (2012-present) **Longest KC losing streak:** 2 (2004-08)
GEHA Field at Arrowhead Stadium: 3-1-0 (.750) **Bank of America Stadium:** 2-1-0 (.667)


Panthers home sites: Clemson Memorial Stadium - Clemson, SC 1995;
Bank of America Stadium 1996-present, known as Ericsson Stadium 1996-03.


|  | CHICAGO BEARS | | | | | Regular Season: 6-7-0 | | | | | Home: 3-3-0 | | | |
|-------------------------------------------------------------------------------------|----------------------|-----|---|----------|------|------------------------------|-----|---|-------|---------------------------------------|--------------------|-----|---|-------|
| | 6-7-0 (.462) | | | | | Postseason: 0-0 | | | | | Away: 3-4-0 | | | |
| 1973 | 11/12 | KC | W | 19-7 | 1993 | 11/21 | KC | L | 17-19 | 2011 | 12/4 | CHI | W | 10-3 |
| 1977 | 11/13 | CHI | L | 27-28 | 1996 | 11/17 | KC | W | 14-10 | 2015 | 10/11 | KC | L | 17-18 |
| 1981 | 11/8 | KC | L | 13-16 OT | 1999 | 9/12 | CHI | L | 17-20 | 2019 | 12/22 | CHI | W | 26-3 |
| 1987 | 11/1 | CHI | L | 28-31 | 2003 | 12/28 | KC | W | 31-3 | Total Points: KC 250 - CHI 188 | | | | |
| 1990 | 12/29 | CHI | W | 21-10 | 2007 | 9/16 | CHI | L | 10-20 | | | | | |

Longest KC winning streak: 1 (6 times, last 2019) **Longest KC losing streak:** 3 (1977-87)
GEHA Field at Arrowhead Stadium: 3-3-0 (.500) **Soldier Field:** 3-4-0 (.429)

Bears home sites: Wrigley Field 1970; Soldier Field 1971-01, 2003-present;
University of Illinois Memorial Stadium - Champaign, IL 2002.

|  CINCINNATI BENGALS 15-18-0 (.455) | | | | | Regular Season: 14-17-0 Postseason: 1-1 | | | | | Home: 10-8-0 Away: 5-10-0 | | | | |
|----------------------------------------------------------------------------------------------------------------------------------------------------------------------------|-------|-----|---|-------|----------------------------------------------------------|--------|-----|---|----------|--------------------------------------------|----------------|-----------|----------|----------------|
| 1968 | 10/13 | KC | W | 13-3 | 1980 | 11/30 | KC | L | 6-20 | 2008 | 12/28 | CIN | L | 6-16 |
| | 11/10 | CIN | W | 16-9 | 1983 | 11/13 | KC | W | 20-15 | 2009 | 12/27 | CIN | L | 10-17 |
| 1969 | 9/28 | CIN | L | 19-24 | 1984 | 9/9 | CIN | W | 27-22 | 2012 | 11/18 | KC | L | 6-28 |
| | 10/26 | KC | W | 42-22 | 1986 | 9/7 | KC | W | 24-14 | 2015 | 10/4 | CIN | L | 21-36 |
| 1970 | 10/18 | CIN | W | 27-19 | 1987 | 12/6 | CIN | L | 27-30 OT | 2018 | 10/21 | KC | W | 45-10 |
| 1972 | 10/15 | KC | L | 16-23 | 1988 | 11/13 | KC | W | 31-28 | 2021 | 1/2/22 | CIN | L | 31-34 |
| 1973 | 10/21 | CIN | L | 6-14 | 1989 | 10/1 | KC | L | 17-21 | | 1/30/22 | KC | L | 21-24 a |
| 1974 | 11/24 | CIN | L | 6-33 | 1993 | 10/10 | KC | W | 17-15 | 2022 | 12/4 | CIN | L | 24-27 |
| 1976 | 11/21 | KC | L | 24-27 | 2003 | 11/16 | CIN | L | 19-24 | | 1/29/23 | KC | W | 23-20 a |
| 1977 | 12/4 | KC | L | 7-27 | 2005 | 1/1/06 | KC | W | 37-3 | Total Points: KC 662 - CIN 681 | | | | |
| 1978 | 9/3 | CIN | W | 24-23 | 2006 | 9/10 | KC | L | 10-23 | | | | | |
| 1979 | 10/7 | CIN | W | 10-7 | 2007 | 10/14 | KC | W | 27-20 | | | | | |
| a - AFC Championship Game | | | | | | | | | | | | | | |
| Longest KC winning streak: 3 (1983-86) | | | | | Longest KC losing streak: 5 (1972-77) | | | | | | | | | |
| Municipal Stadium: 2-0-0 (1.000) | | | | | Nippert Stadium: 1-1-0 (.500) | | | | | | | | | |
| GEHA Field at Arrowhead Stadium: 8-8-0 (.500) | | | | | Cinergy Field: 4-3-0 (.571) | | | | | | | | | |
| | | | | | Paul Brown Stadium: 0-5-0 (.000) | | | | | | | | | |
| | | | | | Paycor Stadium: 0-1-0 (.000) | | | | | | | | | |
| Bengals home sites: Nippert Stadium 1968-69; Cinergy Field 1970-99, known as Riverfront Stadium 1970-95; Paul Brown Stadium 2000-2021, Paycor Stadium 2022-present. | | | | | | | | | | | | | | |

|  CLEVELAND BROWNS 15-11-2 (.571) | | | | | Regular Season: 14-11-2 Postseason: 1-0 | | | | | Home: 11-3-1 Away: 4-8-1 | | | | |
|-------------------------------------------------------------------------------------------------------------------------------------|-------|-----|---|-------|----------------------------------------------------------|-------|-----|---|----------|-------------------------------------------|----------------|-----------|----------|----------------|
| 1971 | 11/14 | KC | W | 13-7 | 1986 | 10/12 | CLE | L | 7-20 | 2009 | 12/20 | KC | L | 34-41 |
| 1972 | 10/8 | CLE | W | 31-7 | 1988 | 9/4 | KC | L | 3-6 | 2010 | 9/19 | CLE | W | 16-14 |
| 1973 | 12/2 | KC | T | 20-20 | 1989 | 11/19 | CLE | T | 10-10 OT | 2012 | 12/9 | CLE | L | 7-30 |
| 1975 | 12/14 | CLE | L | 14-40 | 1990 | 9/30 | KC | W | 34-0 | 2013 | 10/27 | KC | W | 23-17 |
| 1976 | 12/12 | KC | W | 39-14 | 1991 | 11/24 | CLE | L | 15-20 | 2015 | 12/27 | KC | W | 17-13 |
| 1977 | 10/30 | CLE | L | 7-44 | 1994 | 11/20 | KC | W | 20-13 | 2018 | 11/4 | CLE | W | 37-21 |
| 1978 | 10/22 | KC | W | 17-3 | 1995 | 9/24 | CLE | L | 17-35 | 2020 | 1/17/21 | KC | W | 22-17 a |
| 1979 | 9/9 | KC | L | 24-27 | 2002 | 9/8 | CLE | W | 40-39 | 2021 | 9/12 | KC | W | 33-29 |
| 1980 | 9/21 | CLE | L | 13-20 | 2003 | 11/9 | KC | W | 41-20 | Total Points: KC 592 - CLE 564 | | | | |
| 1984 | 9/30 | KC | W | 10-6 | 2006 | 12/3 | CLE | L | 28-31 OT | | | | | |
| a - AFC Divisional Playoff Game | | | | | | | | | | | | | | |
| Longest KC winning streak: 5 (2013-present) | | | | | Longest KC losing streak: 2 (Three times) | | | | | | | | | |
| Municipal Stadium: 1-0-0 (1.000) | | | | | Municipal Stadium: 1-6-1 (.188) | | | | | | | | | |
| GEHA Field at Arrowhead Stadium: 10-3-1 (.750) | | | | | Cleveland Browns Stadium: 2-2-0 (.500) | | | | | | | | | |
| | | | | | FirstEnergy Stadium: 1-0-0 (1.000) | | | | | | | | | |
| Browns home sites: Municipal Stadium 1970-95; FirstEnergy Stadium 1999-present, known as Cleveland Browns Stadium 1999-2012. | | | | | | | | | | | | | | |

|  DALLAS COWBOYS 5-7-0 (.417) | | | | | Regular Season: 5-7-0 Postseason: 0-0 | | | | | Home: 4-2-0 Away: 1-5-0 | | | | |
|---------------------------------------------------------------------------------------------------------------------------------------------------------------|-------|-----|---|-------|--------------------------------------------------------|-------|-----|---|----------|------------------------------------------|-------|-----|---|-------|
| 1970 | 10/25 | KC | L | 16-27 | 1995 | 11/23 | DAL | L | 12-24 | 2017 | 11/5 | DAL | L | 17-28 |
| 1975 | 11/10 | DAL | W | 34-31 | 1998 | 12/13 | KC | W | 20-17 | 2021 | 11/21 | KC | W | 19-9 |
| 1983 | 11/20 | DAL | L | 21-41 | 2005 | 12/11 | DAL | L | 28-31 | Total Points: KC 250 - DAL 295 | | | | |
| 1989 | 10/22 | KC | W | 36-28 | 2009 | 10/11 | KC | L | 20-26 OT | | | | | |
| 1992 | 10/18 | DAL | L | 10-17 | 2013 | 9/15 | KC | W | 17-16 | | | | | |
| Longest KC winning streak: 1 (Five times) | | | | | Longest KC losing streak: 2 (Twice) | | | | | | | | | |
| Municipal Stadium: 0-1-0 (.000) | | | | | Texas Stadium: 1-4-0 (.200) | | | | | | | | | |
| GEHA Field at Arrowhead Stadium: 4-1-0 (.750) | | | | | AT&T Stadium: 0-1-0 (.000) | | | | | | | | | |
| Cowboys home sites: Cotton Bowl 1970; Texas Stadium - Irving, TX 1971-08; AT&T Stadium - Arlington, TX 2009-present, known as Cowboys Stadium 2009-12. | | | | | | | | | | | | | | |



DENVER BRONCOS
71-55-0 (.563)

Regular Season: 71-54-0
Postseason: 0-1

Home: 43-20-0
Away: 28-35-0

| | | | | | | | | | | | | | | | |
|------|-------|-----|---|---------|---|---------------|-----------|----------|--------------|-------------------------------------------|--------|-------|-----|---------|-------|
| 1960 | 10/30 | DEN | W | 17-14 | | 12/6 | DEN | L | 13-16 | 2003 | 10/5 | KC | W | 24-23 | |
| | 11/13 | DAL | W | 34-7 | | 12/19 | DEN | W | 37-16 | | 12/7 | DEN | L | 27-45 | |
| 1961 | 10/8 | DEN | W | 19-12 | | 10/30 | DEN | L | 24-27 | 2004 | 9/12 | DEN | L | 24-34 | |
| | 12/10 | DAL | W | 49-21 | | 12/18 | KC | W | 48-17 | | 12/19 | KC | W | 45-17 | |
| 1962 | 11/18 | DEN | W | 24-3 | | 9/23 | DEN | L | 0-21 | 2005 | 9/26 | DEN | L | 10-30 | |
| | 12/9 | DAL | W | 17-10 | | 12/2 | KC | W | 16-13 | | 12/4 | KC | W | 31-27 | |
| 1963 | 9/7 | DEN | W | 59-7 | a | 10/27 | KC | L | 10-30 | 2006 | 9/17 | DEN | L | 6-9OT | |
| | 12/8 | KC | W | 52-21 | | 12/14 | DEN | L | 13-14 | | 11/23 | KC | W | 19-10 | |
| 1964 | 10/11 | DEN | L | 27-33 | | 11/16 | DEN | L | 17-38 | 2007 | 11/10 | KC | L | 11-27 | |
| | 11/1 | KC | W | 49-39 | | 12/7 | KC | W | 37-10 | | 12/9 | DEN | L | 7-41 | |
| 1965 | 10/10 | DEN | W | 31-23 | | 10/18 | KC | L | 17-26 | b | 2008 | 9/28 | KC | W | 33-19 |
| | 12/19 | KC | W | 45-35 | | 12/19 | DEN | L | 17-20 | | 12/7 | DEN | L | 17-24 | |
| 1966 | 10/8 | KC | W | 37-10 | | 9/18 | KC | W | 20-13 | 2009 | 12/6 | KC | L | 13-44 | |
| | 10/23 | DEN | W | 56-10 | | 11/6 | DEN | L | 11-17 | | 1/3/10 | DEN | W | 44-24 | |
| 1967 | 10/29 | KC | W | 52-9 | | 9/10 | DEN | L | 20-34 | 2010 | 11/14 | DEN | L | 29-49 | |
| | 12/17 | DEN | W | 38-24 | | 11/12 | KC | L | 13-16 | | 12/5 | KC | W | 10-6 | |
| 1968 | 9/22 | KC | W | 34-2 | | 9/17 | DEN | L | 23-24 | 2011 | 11/13 | KC | L | 10-17 | |
| | 12/14 | DEN | W | 30-7 | | 12/9 | KC | W | 31-20 | | 1/1/12 | DEN | W | 7-3 | |
| 1969 | 10/5 | DEN | W | 26-13 | | 10/20 | DEN | L | 16-19 | 2012 | 11/25 | KC | L | 9-17 | |
| | 11/27 | KC | W | 31-17 | | 11/17 | KC | L | 20-24 | | 12/30 | DEN | L | 3-38 | |
| 1970 | 10/4 | DEN | L | 13-26 | | 10/4 | DEN | L | 19-20 | 2013 | 11/17 | DEN | L | 17-27 | |
| | 12/6 | KC | W | 16-0 | | 12/27 | KC | W | 42-20 | | 12/1 | KC | L | 28-35 | |
| 1971 | 10/3 | DEN | W | 16-3 | | 9/20 | KC | W | 15-7 | 2014 | 9/14 | DEN | L | 17-24 | |
| | 11/21 | KC | W | 28-10 | | 12/12 | DEN | L | 21-27 | | 11/30 | KC | L | 16-29 | |
| 1972 | 10/1 | DEN | W | 45-24 | | 10/17 | DEN | W | 31-28 | 2015 | 9/17 | KC | L | 24-31 | |
| | 12/3 | KC | W | 24-21 | | 12/4 | KC | L | 17-20OT | | 11/15 | DEN | W | 29-13 | |
| 1973 | 10/7 | KC | W | 16-14 | | 10/22 | DEN | W | 21-7 | 2016 | 11/27 | DEN | W | 30-27OT | |
| | 11/25 | DEN | L | 10-14 | | 12/17 | KC | W | 20-17 | | 12/25 | KC | W | 33-10 | |
| 1974 | 10/6 | KC | L | 14-17 | | 9/27 | KC | W | 17-14 | 2017 | 10/30 | KC | W | 29-19 | |
| | 11/18 | DEN | W | 42-34 | | 10/27 | DEN | L | 7-34 | | 12/31 | KC | W | 27-24 | |
| 1975 | 9/21 | DEN | L | 33-37 | | 8/31 | DEN | L | 3-19 | 2018 | 10/1 | DEN | W | 27-23 | |
| | 10/26 | KC | W | 26-13 | | 11/16 | KC | W | 24-22 | | 10/28 | KC | W | 30-23 | |
| 1976 | 10/24 | KC | L | 26-35 | | 1/4/98 | KC | L | 10-14 | c | 2019 | 10/17 | DEN | W | 30-6 |
| | 12/5 | DEN | L | 16-17 | | 11/16 | KC | L | 7-30 | | 12/15 | KC | W | 23-3 | |
| 1977 | 10/9 | DEN | L | 7-23 | | 12/6 | DEN | L | 31-35 | 2020 | 10/25 | DEN | W | 43-16 | |
| | 11/20 | KC | L | 7-14 | | 9/19 | KC | W | 26-10 | | 12/6 | KC | W | 22-16 | |
| 1978 | 9/24 | KC | L | 17-23OT | | 12/5 | DEN | W | 16-10 | 2021 | 12/5 | KC | W | 22-9 | |
| | 12/10 | DEN | L | 3-24 | | 9/24 | DEN | W | 23-22 | | 1/8/22 | DEN | W | 28-24 | |
| 1979 | 10/14 | KC | L | 10-24 | | 12/17 | KC | W | 20-7 | 2022 | 12/11 | DEN | W | 34-28 | |
| | 10/28 | DEN | L | 3-20 | | 10/7 | DEN | L | 6-20 | | 1/1 | KC | W | 27-24 | |
| 1980 | 10/19 | DEN | W | 23-17 | | 12/16 | KC | W | 26-23OT | Total Points: KC 2,959 - DEN 2,559 | | | | | |
| | 12/7 | KC | W | 31-14 | | 10/20 | KC | L | 34-37OT | | | | | | |
| 1981 | 10/18 | KC | W | 28-14 | | 12/15 | DEN | L | 24-31 | | | | | | |

a - University of Denver Stadium


b - Replacement Game


c - AFC Divisional Playoff Game


Longest KC winning streak: 13 (2015-present)
KC Season Sweeps: 21 (Last: 2021)
Cotton Bowl: 3-0-0 (1.000)
Municipal Stadium: 9-0-0 (1.000)
GEHA Field at Arrowhead Stadium: 31-20-0 (.608)


Longest KC losing streak: 8 (1976-79)
DEN Season Sweeps: 14 (Last: 2014)
Mile High Stadium: 17-23-0 (.425)
University of Denver Stadium: 1-0-0 (1.000)
INVESCO Field at Mile High: 1-9-0 (.100)
Sports Authority Field at Mile High: 4-3-0 (.571)
Broncos Stadium at Mile High: 1-0-0 (1.000)
Empower Field at Mile High: 4-0-0 (1.000)


Broncos home sites: Mile High Stadium 1960-00, known as Bears Stadium 1960-67; University of Denver Stadium 1962-68; Empower Field at Mile High 2001-present, known as INVESCO Field at Mile High 2001-2010; Sports Authority Field at Mile High 2011-17 and Broncos Stadium at Mile High 2018.

|  DETROIT LIONS 9-5-0 (.643) | | | | | Regular Season: 9-5-0 Postseason: 0-0 | | | | | Home: 6-1-0 Away: 3-4-0 | | | | |
|------------------------------------------------------------------------------------------------------------------------|-------|-----|---|----------|--------------------------------------------------------|-------|-----|---|-------|------------------------------------------|------|-----|---|-------|
| 1971 | 11/25 | DET | L | 21-32 | 1990 | 10/14 | KC | W | 43-24 | 2015 | 11/1 | LON | W | 45-10 |
| 1975 | 11/23 | KC | W | 24-21 OT | 1996 | 11/28 | DET | W | 28-24 | 2019 | 9/29 | DET | W | 34-30 |
| 1980 | 10/26 | KC | W | 20-17 | 1999 | 9/26 | KC | W | 31-21 | Total Points: KC 357 - DET 323 | | | | |
| 1981 | 11/26 | DET | L | 10-27 | 2003 | 12/14 | KC | W | 45-17 | | | | | |
| 1987 | 11/26 | DET | W | 27-20 | 2007 | 12/23 | DET | L | 20-25 | | | | | |
| 1988 | 10/23 | KC | L | 6-7 | 2011 | 9/18 | DET | L | 3-48 | | | | | |
| Longest KC winning streak: 4 (1990-03) | | | | | Longest KC losing streak: 2 (2007-11) | | | | | | | | | |
| GEHA Field at Arrowhead Stadium: 5-1-0 (.833) | | | | | Tiger Stadium: 0-1-0 (.000) | | | | | | | | | |
| Wembley Stadium: 1-0-0 (1.000) | | | | | Pontiac Silverdome: 2-1-0 (.667) | | | | | | | | | |
| | | | | | Ford Field: 1-2-0 (.333) | | | | | | | | | |
| Lions home sites: Tiger Stadium 1970-74; Pontiac Silverdome - Pontiac, MI 1975-01; Ford Field 2002-present. | | | | | | | | | | | | | | |

|  GREEN BAY PACKERS 8-5-1 (.607) | | | | | Regular Season: 8-4-1 Postseason: 0-1 | | | | | Home: 5-3-0 Away: 3-1-1 Neutral: 0-1 | | | | |
|-------------------------------------------------------------------------------------------------------------------------------|---------|-----|---|---------|--------------------------------------------------------|-------|----|---|----------|-----------------------------------------------------------------|-------|----|---|-------|
| 1966 | 1/15/67 | LA | L | 10-35 a | 1993 | 11/8 | KC | W | 23-16 | 2019 | 10/27 | KC | L | 24-31 |
| 1973 | 10/14 | MIL | T | 10-10 b | 1996 | 11/10 | KC | W | 27-20 | 2021 | 11/7 | KC | W | 13-7 |
| 1977 | 11/6 | KC | W | 20-10 | 2003 | 10/12 | GB | W | 40-34 OT | Total Points: KC 277 - GB 277 | | | | |
| 1987 | 11/22 | KC | L | 3-23 | 2007 | 11/4 | KC | L | 22-33 | | | | | |
| 1989 | 12/10 | GB | W | 21-3 | 2011 | 12/18 | KC | W | 19-14 | | | | | |
| 1990 | 9/23 | GB | W | 17-3 | 2015 | 9/28 | GB | L | 28-38 | | | | | |
| a - Super Bowl I (Memorial Coliseum - Los Angeles, CA) | | | | | b - Milwaukee County Stadium (Milwaukee, WI) | | | | | | | | | |
| Longest KC winning streak: 5 (1989-03) | | | | | Longest KC losing streak: 2 (2015-19) | | | | | | | | | |
| GEHA Field at Arrowhead Stadium: 5-3-0 (.571) | | | | | Lambeau Field: 3-1-0 (.750) | | | | | | | | | |
| | | | | | Milwaukee County Stadium: 0-0-1 (.500) | | | | | | | | | |
| Packers home site: Lambeau Field 1970-present; played home games part-time at Milwaukee County Stadium from 1970-1994. | | | | | | | | | | | | | | |

|  HOUSTON TEXANS 9-5-0 (.643) | | | | | Regular Season: 7-5-0 Postseason: 2-0 | | | | | Home: 3-2-0 Away: 6-3-0 | | | | |
|---------------------------------------------------------------------------------------------------------------------------|-------|-----|---|-------|--------------------------------------------------------|--------|-----|---|--------|------------------------------------------|---------|-----|---|----------|
| 2003 | 9/21 | HOU | W | 42-14 | 2013 | 10/20 | KC | W | 17-16 | 2019 | 10/13 | KC | L | 24-31 |
| 2004 | 9/26 | KC | L | 21-24 | 2015 | 9/13 | HOU | W | 27-20 | | 1/12/20 | KC | W | 51-31 b |
| 2005 | 11/20 | HOU | W | 45-17 | | 1/9/16 | HOU | W | 30-0 a | 2020 | 9/10 | KC | W | 34-20 |
| 2007 | 9/9 | HOU | L | 3-20 | 2016 | 9/18 | HOU | L | 12-19 | 2022 | 12/18 | HOU | W | 30-24 OT |
| 2010 | 10/17 | HOU | L | 31-35 | 2017 | 10/8 | HOU | W | 42-34 | Total Points: KC 367 - HOU 271 | | | | |
| a - AFC Wild Card Playoff Game | | | | | b - AFC Divisional Playoff Game | | | | | | | | | |
| Longest KC winning streak: 3 (Two times) | | | | | Longest KC losing streak: 2 (2007-10) | | | | | | | | | |
| GEHA Field at Arrowhead Stadium: 3-2-0 (.600) | | | | | NRG Stadium: 6-3-0 (.667) | | | | | | | | | |
| Texans home site: NRG Stadium 2002-present, known as Reliant Stadium 2002-2013. | | | | | | | | | | | | | | |

|  INDIANAPOLIS COLTS 10-18-0 (.357) | | | | | | | | | | Regular Season: 9-14-0 Postseason: 1-4 | | | Home: 5-10-0 Away: 5-8-0 | | | | | | |
|----------------------------------------------------------------------------------------------------------------------------------------------------------------------------------------|-------|-----|---|-------|----------------|---------|-----|---|-------|---------------------------------------------------------|---------------------------------------|--------|-------------------------------------------|---|--------------|---|--|--|--|
| 1970 | 9/28 | BAL | W | 44-24 | 1995 | 1/7/96 | KC | L | 7-10 | a | 2011 | 10/9 | IND | W | 28-24 | | | | |
| 1972 | 12/10 | KC | W | 24-10 | 1996 | 12/15 | KC | L | 19-24 | | 2012 | 12/23 | KC | L | 13-20 | | | | |
| 1975 | 11/30 | BAL | L | 14-28 | 1999 | 11/7 | IND | L | 17-25 | | 2013 | 12/22 | KC | L | 7-23 | | | | |
| 1977 | 10/16 | KC | L | 6-17 | 2000 | 9/3 | KC | L | 14-27 | | | 1/4/14 | IND | L | 44-45 | b | | | |
| 1979 | 9/2 | KC | W | 14-0 | 2001 | 10/25 | KC | L | 28-35 | | 2016 | 10/30 | IND | W | 30-14 | | | | |
| | 12/9 | BAL | W | 10-7 | 2003 | 1/11/04 | KC | L | 31-38 | a | 2018 | 1/2/19 | KC | W | 31-13 | a | | | |
| 1980 | 11/2 | KC | L | 24-31 | 2004 | 10/31 | KC | W | 45-35 | | 2019 | 10/6 | KC | L | 13-19 | | | | |
| | 12/21 | BAL | W | 38-28 | 2006 | 1/6/07 | IND | L | 8-23 | b | 2022 | 9/25 | IND | L | 17-20 | | | | |
| 1985 | 11/24 | KC | W | 20-7 | 2007 | 11/18 | IND | L | 10-13 | | Total Points: KC 584 - IND 602 | | | | | | | | |
| 1990 | 10/7 | IND | L | 19-23 | 2010 | 10/10 | IND | L | 9-19 | | | | | | | | | | |
| a - AFC Divisional Playoff Game b - AFC Wild Card Playoff Game | | | | | | | | | | | | | | | | | | | |
| Longest KC winning streak: | | | | | 2 (Four times) | | | | | Longest KC losing streak: | | | | | 7 (1990-03) | | | | |
| Municipal Stadium: | | | | | 1-0-0 (.100) | | | | | Baltimore Memorial Stadium: | | | | | 3-1-0 (.750) | | | | |
| GEHA Field at Arrowhead Stadium: | | | | | 4-10-0 (.286) | | | | | RCA Dome: | | | | | 0-4-0 (.000) | | | | |
| | | | | | | | | | | Lucas Oil Stadium: | | | | | 2-3-0 (.400) | | | | |
| Colts home sites: Baltimore Memorial Stadium 1970-83; RCA Dome 1984-07, known as Hoosier Dome 1984-93; Lucas Oil Stadium 2008-present. Franchise in Baltimore prior to 1984. | | | | | | | | | | | | | | | | | | | |

|  JACKSONVILLE JAGUARS 9-6-0 (.600) | | | | | | | | | | Regular Season: 8-6-0 Postseason: 1-0 | | | Home: 6-2-0 Away: 3-4-0 | | | | | | |
|-------------------------------------------------------------------------------------------------------------------------------------------------------------------|-------|-----|---|-------|------------------|-------|-----|---|-------|--------------------------------------------------------|---------------------------------------|---------|------------------------------------------|---|-----------------|---|--|--|--|
| 1997 | 11/9 | JAX | L | 10-24 | 2007 | 10/7 | KC | L | 7-17 | | 2019 | 9/8 | JAX | W | 40-26 | | | | |
| 1998 | 9/13 | JAX | L | 16-21 | 2009 | 11/8 | JAX | L | 21-24 | | 2022 | 11/13 | KC | W | 27-17 | | | | |
| 2001 | 12/30 | JAX | W | 30-26 | 2010 | 10/24 | KC | W | 42-20 | | | 1/21/23 | KC | W | 27-20 | a | | | |
| 2002 | 9/15 | KC | L | 16-23 | 2013 | 9/8 | JAX | W | 28-2 | | Total Points: KC 364 - JAX 300 | | | | | | | | |
| 2004 | 10/17 | JAX | L | 16-22 | 2016 | 11/6 | KC | W | 19-14 | | | | | | | | | | |
| 2006 | 12/31 | KC | W | 35-30 | 2018 | 10/7 | KC | W | 30-14 | | | | | | | | | | |
| a - AFC Divisional Playoff Game | | | | | | | | | | | | | | | | | | | |
| Longest KC winning streak: | | | | | 7 (2010-present) | | | | | Longest KC losing streak: | | | | | 2 (Three times) | | | | |
| GEHA Field at Arrowhead Stadium: | | | | | 6-2-0 (.750) | | | | | Jacksonville Municipal Stadium: | | | | | 1-4-0 (.200) | | | | |
| | | | | | | | | | | EverBank Field: | | | | | 1-0-0 (1.000) | | | | |
| | | | | | | | | | | TIAA Bank Field: | | | | | 1-0-0 (1.000) | | | | |
| Jaguars home site: TIAA Bank Field 1995-present, known as Jacksonville Municipal Stadium 1995-96, 2007-09, ALLTEL Stadium 1997-06, EverBank Field 2010-18. | | | | | | | | | | | | | | | | | | | |



LAS VEGAS RAIDERS
72-54-2 (.570)

Regular Season: 70-53-2
Postseason: 2-1

Home: 38-25-1
Away: 34-29-1

| | | | | | | | | | | | | | | | |
|------|---------------|------------|----------|---------------|--|------|--------------|-----------|----------|---------------|------|--------|-----|---|----------|
| 1960 | 9/16 | OAK | W | 34-16 | | 1981 | 10/5 | OAK | W | 31-17 | 2002 | 10/17 | KC | W | 20-10 |
| | 10/9 | KC | L | 19-20 | | | 10/11 | KC | W | 27-0 | | 12/28 | OAK | L | 0-24 |
| 1961 | 9/24 | OAK | W | 42-35 | | | 10/25 | OAK | W | 28-17 | 2003 | 10/20 | OAK | W | 17-10 |
| | 11/26 | KC | W | 43-11 | | 1982 | 12/12 | KC | L | 16-21 | | 11/23 | KC | W | 27-24 |
| 1962 | 9/23 | OAK | W | 26-16 | | 1983 | 10/9 | LA | L | 20-21 | 2004 | 12/5 | OAK | W | 34-27 |
| | 11/25 | KC | W | 35-7 | | | 11/6 | KC | L | 20-28 | | 12/25 | KC | W | 31-30 |
| 1963 | 11/3 | OAK | L | 7-10 | | 1984 | 9/16 | KC | L | 20-22 | 2005 | 9/18 | OAK | W | 23-17 |
| | 11/8 | KC | L | 7-22 | | | 11/18 | LA | L | 7-17 | | 11/6 | KC | W | 27-23 |
| 1964 | 9/27 | OAK | W | 21-9 | | 1985 | 9/12 | KC | W | 36-20 | 2006 | 11/19 | KC | W | 17-13 |
| | 11/8 | KC | W | 42-7 | | | 10/6 | LA | L | 10-19 | | 12/23 | OAK | W | 20-9 |
| 1965 | 9/12 | OAK | L | 10-37 | | 1986 | 10/5 | KC | L | 17-24 | 2007 | 10/21 | OAK | W | 12-10 |
| | 10/31 | KC | W | 14-7 | | | 12/14 | LA | W | 20-17 | | 11/25 | KC | L | 17-20 |
| 1966 | 9/18 | OAK | W | 32-10 | | 1987 | 10/4 | LA | L | 17-35 c | 2008 | 9/14 | KC | L | 8-23 |
| | 10/16 | KC | L | 13-34 | | | 12/13 | KC | W | 16-10 | | 11/30 | OAK | W | 20-13 |
| 1967 | 10/1 | OAK | L | 21-23 | | 1988 | 10/16 | KC | L | 17-27 | 2009 | 9/20 | KC | L | 10-13 |
| | 11/23 | KC | L | 22-44 | | | 10/30 | LA | L | 10-17 | | 11/15 | OAK | W | 16-10 |
| 1968 | 10/20 | KC | W | 24-10 | | 1989 | 9/17 | KC | W | 24-19 | 2010 | 11/7 | OAK | L | 20-23 OT |
| | 11/3 | OAK | L | 21-38 | | | 10/15 | LA | L | 14-20 | | 1/2/11 | KC | L | 10-31 |
| | 12/22 | OAK | L | 6-41 a | | 1990 | 11/4 | KC | W | 9-7 | 2011 | 10/23 | OAK | W | 28-0 |
| 1969 | 11/23 | KC | L | 24-27 | | | 11/25 | LA | W | 27-24 | | 12/24 | KC | L | 13-16 OT |
| | 12/13 | OAK | L | 6-10 | | 1991 | 10/28 | KC | W | 24-21 | 2012 | 10/28 | KC | L | 16-26 |
| | 1/4/70 | OAK | W | 17-7 b | | | 12/22 | LA | W | 27-21 | | 12/26 | OAK | L | 0-15 |
| 1970 | 11/1 | KC | T | 17-17 | | | 12/28 | KC | W | 10-6 d | 2013 | 10/13 | KC | W | 24-7 |
| | 12/12 | OAK | L | 6-20 | | 1992 | 9/28 | KC | W | 27-7 | | 12/15 | OAK | W | 56-31 |
| 1971 | 10/31 | OAK | T | 20-20 | | | 12/6 | LA | L | 7-28 | 2014 | 11/20 | OAK | L | 20-24 |
| | 12/12 | KC | W | 16-14 | | 1993 | 10/3 | KC | W | 24-9 | | 12/14 | KC | W | 31-13 |
| 1972 | 11/5 | KC | W | 27-14 | | | 11/14 | LA | W | 31-20 | 2015 | 12/6 | OAK | W | 34-20 |
| | 11/26 | OAK | L | 3-26 | | 1994 | 11/6 | KC | W | 13-3 | | 1/3/16 | KC | W | 23-17 |
| 1973 | 9/30 | KC | W | 16-3 | | | 12/24 | LA | W | 19-9 | 2016 | 10/16 | OAK | W | 26-10 |
| | 12/8 | OAK | L | 7-37 | | 1995 | 9/17 | KC | W | 23-17 OT | | 12/8 | KC | W | 21-13 |
| 1974 | 9/22 | OAK | L | 7-27 | | | 12/3 | OAK | W | 29-23 | 2017 | 10/19 | OAK | L | 30-31 |
| | 12/8 | KC | L | 6-7 | | 1996 | 9/8 | KC | W | 19-3 | | 12/10 | KC | W | 26-15 |
| 1975 | 10/12 | KC | W | 42-10 | | | 12/9 | OAK | L | 7-26 | 2018 | 12/2 | OAK | W | 40-22 |
| | 12/21 | OAK | L | 20-28 | | 1997 | 9/8 | OAK | W | 28-27 | | 12/30 | KC | W | 35-3 |
| 1976 | 9/20 | KC | L | 21-24 | | | 12/7 | KC | W | 30-0 | 2019 | 9/15 | OAK | W | 28-10 |
| | 11/14 | OAK | L | 10-21 | | 1998 | 9/6 | KC | W | 28-8 | | 12/1 | KC | W | 40-9 |
| 1977 | 10/3 | KC | L | 28-37 | | | 12/26 | OAK | W | 31-24 | 2020 | 10/11 | KC | L | 32-40 |
| | 12/18 | OAK | L | 20-21 | | 1999 | 11/28 | OAK | W | 37-34 | | 11/22 | LV | W | 35-31 |
| 1978 | 10/15 | OAK | L | 6-28 | | | 1/2/00 | KC | L | 38-41 OT | 2021 | 11/14 | LV | W | 41-14 |
| | 11/5 | KC | L | 10-20 | | 2000 | 10/15 | KC | L | 17-20 | | 12/12 | KC | W | 48-9 |
| 1979 | 9/23 | KC | W | 35-7 | | | 11/5 | OAK | L | 31-49 | 2022 | 10/10 | KC | W | 30-29 |
| | 11/18 | OAK | W | 24-21 | | 2001 | 9/9 | KC | L | 24-27 | | 1/7 | LV | W | 31-13 |
| 1980 | 9/7 | KC | L | 14-27 | | | 12/9 | OAK | L | 26-28 | | | | | |

Total Points: KC 2,814 - LV 2,462

a - AFL Divisional Playoff Game
d - AFC Wild Card Playoff Game

b - AFL Championship Game

c - Replacement Game

Longest KC winning streak: 9 (2003-07)
KC Season Sweeps: 22 (Last: 2021)
Cotton Bowl: 2-1-0 (.667)
Municipal Stadium: 4-4-1 (.500)
GEHA Field at Arrowhead Stadium: 31-20-0 (.608)

Longest KC losing streak: 7 (1975-78)
LV Season Sweeps: 14 (Last: 2012)
Kezar Stadium: 1-0-0 (1.000)
Candlestick Park: 1-0-0 (1.000)
Frank Youell: 2-2-0 (.500)
L.A. Memorial Coliseum: 6-7-0 (.462)
Oakland-Alameda Coliseum: 22-20-1 (.523)
Allegiant Stadium: 3-0-0 (1.000)

Raiders home sites: Kezar Stadium - San Francisco, CA 1960;
Candlestick Park - San Francisco, CA 1961; Frank Youell Field - Oakland, CA 1962-65;
Los Angeles Memorial Coliseum 1982-94; Oakland-Alameda Coliseum 1966-81, 1995-2019,
known as Network Associates Coliseum 1998-04, McAfee Coliseum 2005-08, O.co Coliseum 2011-16,
RingCentral Coliseum 2019; Allegiant Stadium - Las Vegas, NV, 2020-present.
Franchise in Oakland 1960-81, 1995-2019; in Los Angeles 1982-94.



LOS ANGELES CHARGERS
67-58-1 (.536)

Regular Season: 67-57-1
Postseason: 0-1

Home: 37-26-0
Away: 30-32-1


| | | | | | | | | | | | | | | |
|------|-------|-----|---|----------|-------|----------------|-----------|----------|---------------|------------------------------------------|--------|-----|-------|----------|
| 1960 | 9/10 | LA | L | 20-21 | 11/1 | SD | L | 20-22 | 2003 | 9/7 | KC | W | 27-14 | |
| | 9/25 | DAL | W | 17-0 | 9/19 | KC | W | 19-12 | | 11/30 | SD | W | 28-24 | |
| 1961 | 9/10 | DAL | L | 10-26 | 9/12 | KC | L | 14-17 | 2004 | 11/28 | KC | L | 31-34 | |
| | 11/19 | SD | L | 14-24 | 12/11 | SD | L | 38-41 | | 1/2/05 | SD | L | 17-24 | |
| 1962 | 10/7 | SD | L | 28-32 | 1984 | 10/14 | KC | W | 31-13 | 2005 | 10/30 | SD | L | 20-28 |
| | 12/16 | DAL | W | 26-17 | | 12/16 | SD | W | 42-21 | | 12/24 | KC | W | 20-7 |
| 1963 | 9/29 | SD | L | 17-38 | 1985 | 10/13 | SD | L | 20-31 | 2006 | 10/22 | KC | W | 30-27 |
| | 10/20 | KC | L | 10-24 | | 12/22 | KC | W | 38-34 | | 12/17 | SD | L | 9-20 |
| 1964 | 11/15 | KC | L | 14-28 | 1986 | 10/19 | KC | W | 42-41 | 2007 | 9/30 | SD | W | 30-16 |
| | 12/13 | SD | W | 49-6 | | 11/2 | SD | W | 24-23 | | 12/2 | KC | L | 10-24 |
| 1965 | 9/26 | SD | T | 10-10 | 1987 | 9/13 | KC | W | 20-13 | 2008 | 11/9 | SD | L | 19-20 |
| | 11/14 | KC | W | 31-7 | | 10/25 | SD | L | 21-42 | | 12/14 | KC | L | 21-22 |
| 1966 | 11/6 | KC | W | 24-14 | 1988 | 9/25 | KC | L | 23-24 | 2009 | 10/25 | KC | L | 7-37 |
| | 12/18 | SD | W | 27-17 | | 12/18 | SD | L | 13-24 | | 11/29 | SD | L | 14-43 |
| 1967 | 10/15 | SD | L | 31-45 | 1989 | 9/24 | SD | L | 6-21 | 2010 | 9/13 | KC | W | 21-14 |
| | 11/19 | KC | L | 16-17 | | 12/17 | KC | L | 13-20 | | 12/12 | SD | L | 0-31 |
| 1968 | 10/27 | KC | W | 27-20 | 1990 | 11/18 | KC | W | 27-10 | 2011 | 9/25 | SD | L | 17-20 |
| | 12/8 | SD | W | 40-3 | | 12/23 | SD | W | 24-21 | | 10/31 | KC | W | 23-20 OT |
| 1969 | 9/14 | SD | W | 27-9 | 1991 | 9/29 | SD | W | 14-13 | 2012 | 9/30 | KC | L | 20-37 |
| | 11/9 | KC | W | 27-3 | | 12/8 | KC | W | 20-17 OT | | 11/1 | SD | L | 13-31 |
| 1970 | 11/29 | KC | W | 26-14 | 1992 | 9/6 | SD | W | 24-10 | 2013 | 11/24 | KC | L | 38-41 |
| | 12/20 | SD | L | 13-31 | | 11/8 | KC | W | 16-14 | | 12/29 | SD | L | 24-27 |
| 1971 | 9/19 | SD | L | 14-21 | | 11/2/93 | SD | L | 0-17 a | 2014 | 10/19 | SD | W | 23-20 |
| | 10/10 | KC | W | 31-10 | 1993 | 10/17 | SD | W | 17-14 | | 12/28 | KC | W | 19-7 |
| 1972 | 10/29 | SD | W | 26-14 | | 12/19 | KC | W | 28-24 | 2015 | 11/22 | SD | W | 33-3 |
| | 11/19 | KC | L | 17-27 | 1994 | 10/9 | SD | L | 6-20 | | 12/13 | KC | W | 10-3 |
| 1973 | 11/4 | SD | W | 19-0 | | 11/13 | KC | L | 13-14 | 2016 | 9/11 | KC | W | 33-27 OT |
| | 12/16 | KC | W | 33-6 | 1995 | 10/9 | KC | W | 29-23 OT | | 1/1 | SD | W | 37-27 |
| 1974 | 10/27 | SD | W | 24-14 | | 11/12 | SD | W | 22-7 | 2017 | 9/24 | LA | W | 24-10 |
| | 11/10 | KC | L | 7-14 | 1996 | 9/29 | SD | L | 19-22 | | 12/16 | KC | W | 30-13 |
| 1975 | 10/19 | SD | W | 12-10 | | 11/24 | KC | L | 14-28 | 2018 | 9/9 | LA | W | 38-28 |
| | 12/7 | KC | L | 20-28 | 1997 | 10/16 | KC | W | 31-3 | | 12/13 | KC | L | 28-29 |
| 1976 | 9/12 | KC | L | 16-30 | | 12/14 | SD | W | 29-7 | 2019 | 11/18 | MEX | W | 24-17 |
| | 11/28 | SD | W | 23-20 | 1998 | 9/20 | KC | W | 23-7 | | 12/29 | KC | W | 31-21 |
| 1977 | 9/25 | KC | L | 7-23 | | 11/22 | SD | L | 37-38 | 2020 | 9/20 | LA | W | 23-20 OT |
| | 10/23 | SD | W | 21-16 | 1999 | 10/3 | SD | L | 14-21 | | 1/3/21 | KC | L | 21-38 |
| 1978 | 11/12 | SD | L | 23-29 OT | | 10/31 | KC | W | 34-0 | 2021 | 9/26 | KC | L | 24-30 |
| | 11/26 | KC | W | 23-0 | 2000 | 9/17 | KC | W | 42-10 | | 12/16 | LA | W | 34-28 OT |
| 1979 | 11/4 | KC | L | 14-20 | | 11/26 | SD | L | 16-17 | 2022 | 9/15 | KC | W | 27-24 |
| | 11/25 | SD | L | 7-28 | 2001 | 11/4 | SD | W | 25-20 | | 11/20 | LA | W | 30-37 |
| 1980 | 9/28 | KC | L | 7-24 | | 12/23 | KC | W | 20-17 | Total Points: KC 2,800 - LA 2,585 | | | | |
| | 11/16 | SD | L | 7-20 | 2002 | 10/13 | SD | L | 34-35 | | | | | |
| 1981 | 9/20 | KC | L | 31-42 | | 12/22 | KC | W | 24-22 | | | | | |


a - AFC Wild Card Playoff Game


Longest KC winning streak: 9 (2014-18)
KC Season Sweeps: 19 (Last: 2019)
Cotton Bowl: 2-1-0 (.667)
Municipal Stadium: 6-3-0 (.667)
GEHA Field at Arrowhead Stadium: 29-22-0 (.569)


Longest KC losing streak: 6 (1979-81)
LA/SD Season Sweeps: 16 (Last: 2013)
L.A. Memorial Coliseum: 0-1-0 (.000)
Balboa Stadium: 2-3-1 (.417)
Qualcomm Stadium: 22-28-0 (.440)
StubHub Center: 2-0-0 (1.000)
Estadio Azteca: 1-0-0 (1.000)
SoFi Stadium: 3-0-0 (1.000)


Chargers home sites: Los Angeles Memorial Coliseum 1960; Balboa Stadium - San Diego, CA, 1961-66; Qualcomm Stadium - San Diego, CA 1967-16, known as San Diego Stadium 1967-79, Jack Murphy Stadium 1980-96; Dignity Health Sports Park - Los Angeles, CA 2017-18, known as StubHub Center 2019; SoFi Stadium - Los Angeles, CA 2020-present. Franchise located in San Diego from 1961-2016.


|  LOS ANGELES RAMS 8-5-0 (.615) | | | | | Regular Season: 8-5-0 Postseason: 0-0 | | | | | Home: 4-3-0 Away: 4-2-0 | | | | |
|------------------------------------------------------------------------------------------------------------------------------------------------------------------------------------------------------------------------------------------------------------------------------------------------|-------|----|---|-------|--------------------------------------------------------|-------|-----|---|-------|------------------------------------------|-------|----|---|-------|
| 1973 | 9/16 | KC | L | 13-23 | 1997 | 10/26 | STL | W | 28-20 | 2014 | 10/26 | KC | W | 34-7 |
| 1982 | 11/28 | LA | L | 14-20 | 2000 | 10/22 | KC | W | 54-34 | 2018 | 11/19 | LA | L | 51-54 |
| 1985 | 10/20 | KC | L | 0-16 | 2002 | 12/8 | KC | W | 49-10 | 2022 | 11/27 | KC | W | 26-10 |
| 1991 | 11/10 | LA | W | 27-20 | 2006 | 11/5 | STL | W | 31-17 | Total Points: KC 354 - LA 260 | | | | |
| 1994 | 9/25 | KC | L | 0-16 | 2010 | 12/19 | STL | W | 27-13 | | | | | |
| Longest KC winning streak: 6 (1997-14) | | | | | Longest KC losing streak: 3 (1973-85) | | | | | | | | | |
| GEHA Field at Arrowhead Stadium: 4-3-0 (.571) | | | | | Anaheim Stadium: 1-1-0 (.500) | | | | | | | | | |
| | | | | | Edward Jones Dome: 3-0-0 (1.000) | | | | | | | | | |
| | | | | | L.A. Memorial Coliseum 0-1-0 (.000) | | | | | | | | | |
| | | | | | SoFi Stadium: 0-0-0 (.000) | | | | | | | | | |
| Rams home sites: Los Angeles Memorial Coliseum 1970-79, 2016-19; Anaheim Stadium - Anaheim, CA 1980-94; SoFi Stadium 2020-present; Busch Stadium - St. Louis, MO 1995; Edward Jones Dome - St. Louis, MO 1995-2015, known as TransWorld Dome 1995-01. Franchise in St. Louis 1995-2015. | | | | | | | | | | | | | | |


|  MIAMI DOLPHINS 15-16-0 (.484) | | | | | Regular Season: 15-13-0 Postseason: 0-3 | | | | | Home: 7-5-0 Away: 8-11-0 | | | | |
|---------------------------------------------------------------------------------------------------------------------------------------------------------------------------------------------------------------------------------------------------------|--------------|-----------|----------|-------------------|----------------------------------------------------------|---------------|------------|----------|----------------|-------------------------------------------|-------|-----|---|-------|
| 1966 | 11/13 | KC | W | 34-16 | 1983 | 9/25 | MIA | L | 6-14 | 1997 | 10/5 | MIA | L | 14-17 |
| | 12/11 | MIA | W | 19-18 | 1985 | 9/22 | MIA | L | 0-31 | 2002 | 9/29 | KC | W | 48-30 |
| 1967 | 9/24 | MIA | W | 24-0 | 1987 | 10/11 | MIA | L | 0-42 b | 2005 | 10/21 | MIA | W | 30-20 |
| | 10/8 | KC | W | 41-0 | 1989 | 12/3 | KC | W | 26-21 | 2006 | 11/12 | MIA | L | 10-13 |
| 1968 | 9/28 | MIA | W | 48-3 | | 12/24 | MIA | W | 27-24 | 2008 | 12/21 | KC | L | 31-38 |
| 1969 | 10/19 | KC | W | 17-10 | 1990 | 1/5/91 | MIA | L | 16-17 c | 2011 | 11/6 | KC | L | 3-31 |
| 1971 | 12/25 | KC | L | 24-27 20Ta | 1991 | 10/13 | KC | W | 42-7 | 2014 | 9/21 | MIA | W | 34-15 |
| 1972 | 9/17 | KC | L | 10-20 | 1993 | 10/31 | MIA | L | 10-30 | 2017 | 12/24 | KC | W | 29-13 |
| 1974 | 10/20 | MIA | L | 3-9 | 1994 | 12/12 | MIA | L | 28-45 | 2020 | 12/13 | MIA | W | 33-27 |
| 1976 | 10/17 | MIA | W | 20-17 OT | | 12/31 | MIA | L | 17-27 c | Total Points: KC 657 - MIA 612 | | | | |
| 1981 | 12/13 | KC | L | 7-17 | 1995 | 12/11 | MIA | L | 6-13 | | | | | |
| a - AFC Divisional Playoff Game | | | | | b - Replacement Game | | | | | c - AFC Wild Card Playoff Game | | | | |
| Longest KC winning streak: 6 (1966-69) | | | | | Longest KC losing streak: 5 (1993-97) | | | | | | | | | |
| Municipal Stadium: 3-1-0 (.750) | | | | | Orange Bowl: 4-4-0 (.500) | | | | | | | | | |
| GEHA Field at Arrowhead Stadium: 4-4-0 (.500) | | | | | Hard Rock Stadium: 4-7-0 (.364) | | | | | | | | | |
| Dolphins home sites: Orange Bowl 1966-86; Hard Rock Stadium 1987-present, known as Joe Robbie Stadium 1987-96, Pro Player Stadium 1997-04, Dolphins Stadium 2005, Dolphin Stadium 2006-08, Land Shark Stadium 2009 and Sun Life Stadium 2010-15. | | | | | | | | | | | | | | |

|  MINNESOTA VIKINGS 8-5-0 (.615) | | | | | Regular Season: 7-5-0 Postseason: 1-0 | | | | | Home: 5-1-0 Away: 2-4-0 | | | | | Neutral: 1-0 | | | | |
|------------------------------------------------------------------------------------------------------------------------------------------------------------------------------------------------------------------------------------------------------|----------------|-----------|----------|---------------|--------------------------------------------------------|-------|-----|---|-------|------------------------------------------|-------|-----|---|-------|---------------------|--|--|--|--|
| 1969 | 1/11/70 | NO | W | 23-7 a | 1993 | 12/26 | MIN | L | 10-30 | 2011 | 10/2 | KC | W | 22-17 | | | | | |
| 1970 | 9/20 | MIN | L | 10-27 | 1996 | 11/3 | MIN | W | 21-6 | 2015 | 10/18 | MIN | L | 10-16 | | | | | |
| 1974 | 12/14 | KC | L | 15-35 | 1999 | 12/12 | KC | W | 31-28 | 2019 | 11/3 | KC | W | 26-23 | | | | | |
| 1981 | 12/20 | MIN | W | 10-6 | 2003 | 12/20 | MIN | L | 20-45 | Total Points: KC 235 - MIN 271 | | | | | | | | | |
| 1990 | 9/9 | KC | W | 24-21 | 2007 | 9/23 | KC | W | 13-10 | | | | | | | | | | |
| a - Super Bowl IV (Tulane Stadium - New Orleans, LA) | | | | | | | | | | | | | | | | | | | |
| Longest KC winning streak: 2 (Three times) | | | | | Longest KC losing streak: 2 (1970-74) | | | | | | | | | | | | | | |
| GEHA Field at Arrowhead Stadium: 5-1-0 (.833) | | | | | Metropolitan Stadium: 1-1-0 (.500) | | | | | | | | | | | | | | |
| | | | | | H.H.H. Metrodome: 1-2-0 (.333) | | | | | | | | | | | | | | |
| | | | | | TCF Bank Stadium: 0-1-0 (.000) | | | | | | | | | | | | | | |
| | | | | | U.S. Bank Stadium: 0-0-0 (.000) | | | | | | | | | | | | | | |
| Vikings home sites: Metropolitan Stadium - Bloomington, MN 1970-81; Mall of America Field at Hubert H. Humphrey Metrodome 1982-2013, known as Hubert H. Humphrey Metrodome 1982-09; TCF Bank Stadium 2014-15; U.S. Bank Stadium 2016-present. | | | | | | | | | | | | | | | | | | | |

|  NEW ENGLAND PATRIOTS 20-16-3 (.551) | | | | | Regular Season: 20-14-3 Postseason: 0-2 | | | | | Home: 12-4-1 Away: 8-12-2 | | | | |
|---------------------------------------------------------------------------------------------------------------------------------------------------------------------------------------------------------------------------------------------------------------------------------------------------------------------------------------------------------------------------------------------|-------|-----|---|-------|----------------------------------------------------------|-------|-----|---|----------|--------------------------------------------|----------------|-----------|----------|----------------|
| 1960 | 11/18 | BOS | L | 14-42 | 1967 | 11/12 | BOS | W | 33-10 | 2004 | 11/22 | KC | L | 19-27 |
| | 12/11 | DAL | W | 34-0 | 1968 | 11/17 | KC | W | 31-17 | 2005 | 11/27 | KC | W | 26-16 |
| 1961 | 10/29 | DAL | L | 17-18 | 1969 | 9/21 | BOS | W | 31-0 | 2008 | 9/7 | NE | L | 10-17 |
| | 11/3 | BOS | L | 21-28 | 1970 | 10/11 | KC | W | 23-10 | 2011 | 11/21 | NE | L | 3-34 |
| 1962 | 9/8 | DAL | W | 42-28 | 1973 | 9/23 | NE | W | 10-7 | 2014 | 9/29 | KC | W | 41-14 |
| | 10/12 | BOS | W | 27-7 | 1977 | 9/18 | NE | L | 17-21 | | 1/16/16 | NE | L | 20-27 a |
| 1963 | 11/17 | BOS | T | 24-24 | 1981 | 10/4 | NE | L | 17-33 | 2017 | 9/7 | NE | W | 42-27 |
| | 12/14 | KC | W | 35-3 | 1990 | 12/2 | NE | W | 37-7 | 2018 | 10/14 | NE | L | 27-42 |
| 1964 | 10/23 | BOS | L | 7-24 | 1992 | 12/13 | KC | W | 27-20 | | 1/20/19 | KC | L | 31-37 b |
| | 12/6 | KC | L | 24-31 | 1995 | 10/15 | KC | W | 31-26 | 2019 | 12/8 | NE | W | 23-16 |
| 1965 | 10/3 | KC | W | 27-17 | 1998 | 10/11 | NE | L | 10-40 | 2020 | 10/5 | KC | W | 26-10 |
| | 11/21 | BOS | T | 10-10 | 1999 | 10/10 | KC | W | 16-14 | Total Points: KC 978 - NE 827 | | | | |
| 1966 | 9/25 | BOS | W | 43-24 | 2000 | 12/4 | NE | L | 24-30 | | | | | |
| | 11/20 | KC | T | 27-27 | 2002 | 9/22 | NE | L | 38-41 OT | | | | | |
| a - AFC Divisional Playoff Game | | | | | b - AFC Championship Game | | | | | | | | | |
| Longest KC winning streak: 5 (1967-73) | | | | | Longest KC losing streak: 3 (2000-04) | | | | | | | | | |
| Cotton Bowl: 2-1-0 (.667) | | | | | Boston University Field: 1-2-0 (.333) | | | | | | | | | |
| Municipal Stadium: 4-1-1 (.750) | | | | | Fenway Park: 2-1-2 (.600) | | | | | | | | | |
| GEHA Field at Arrowhead Stadium: 6-2-0 (.750) | | | | | B.C. Alumni Stadium: 1-0-0 (1.000) | | | | | | | | | |
| | | | | | Foxboro Stadium: 2-4-0 (.333) | | | | | | | | | |
| | | | | | Gillette Stadium: 2-4-0 (.333) | | | | | | | | | |
| <p>Patriots home sites: Boston University Field 1960-62; Fenway Park 1963-68; Boston College Alumni Stadium 1969; Harvard Stadium 1970; Foxboro Stadium - Foxboro, MA 1971-01, known as Schaefer Stadium 1971-82 and Sullivan Stadium 1983-89; Gillette Stadium 2002-present. Franchise known as the Boston Patriots prior to 1971.</p> | | | | | | | | | | | | | | |

|  NEW ORLEANS SAINTS 7-5-0 (.583) | | | | | Regular Season: 7-5-0 Postseason: 0-0 | | | | | Home: 2-3-0 Away: 5-2-0 | | | | |
|-------------------------------------------------------------------------------------------------------------------------------------------------------------------------------------------------------------------------------------------------------------------------------------------|-------|----|---|-------|--------------------------------------------------------|-------|----|---|----------|------------------------------------------|-------|----|---|-------|
| 1972 | 9/25 | NO | W | 20-17 | 1994 | 9/4 | NO | W | 30-17 | 2016 | 10/23 | KC | W | 27-21 |
| 1976 | 9/26 | KC | L | 17-27 | 1997 | 12/21 | KC | W | 25-13 | 2020 | 12/20 | NO | W | 32-29 |
| 1982 | 11/21 | NO | L | 17-27 | 2004 | 11/14 | NO | L | 20-27 | Total Points: KC 292 - NO 276 | | | | |
| 1985 | 9/8 | NO | W | 47-27 | 2008 | 11/16 | KC | L | 20-30 | | | | | |
| 1991 | 9/8 | KC | L | 10-17 | 2012 | 9/23 | NO | W | 27-24 OT | | | | | |
| Longest KC winning streak: 3 (2012-present) | | | | | Longest KC losing streak: 2 (Twice) | | | | | | | | | |
| GEHA Field at Arrowhead Stadium: 2-3-0 (.400) | | | | | Tulane Stadium: 1-0-0 (1.000) | | | | | | | | | |
| | | | | | Louisiana Superdome: 2-2-0 (.500) | | | | | | | | | |
| | | | | | Mercedes-Benz Superdome: 2-0-0 (1.000) | | | | | | | | | |
| <p>Saints home sites: Tulane Stadium 1970-74; Caesars Superdome 1975-present, known as Louisiana Superdome 1975-2011 and Mercedes-Benz Superdome 2012-2020; Tiger Stadium (Baton Rouge, Louisiana) 2005 and Alamodome (San Antonio, Texas) 2005.</p> | | | | | | | | | | | | | | |

|  NEW YORK GIANTS 4-11-0 (.267) | | | | | Regular Season: 4-11-0 Postseason: 0-0 | | | | | Home: 4-4-0 Away: 0-7-0 | | | | |
|------------------------------------------------------------------------------------------------------------------------------------------------------------------------------------------------------------------------------------------------------------------|-------|-----|---|-------|---------------------------------------------------------|-------|-----|---|----------|------------------------------------------|-------|-----|---|-------|
| 1974 | 11/3 | KC | L | 27-33 | 1992 | 12/19 | NYG | L | 21-35 | 2013 | 9/29 | KC | W | 31-7 |
| 1978 | 9/7 | NYG | L | 10-26 | 1995 | 9/10 | KC | W | 20-17 OT | 2017 | 11/19 | NYG | L | 9-12 |
| 1979 | 10/21 | KC | L | 17-21 | 1998 | 12/20 | NYG | L | 7-28 | 2021 | 11/1 | KC | W | 20-17 |
| 1983 | 10/16 | KC | W | 38-17 | 2001 | 9/23 | KC | L | 3-13 | Total Points: KC 275 - NYG 336 | | | | |
| 1984 | 11/25 | NYG | L | 27-28 | 2005 | 12/17 | NYG | L | 17-27 | | | | | |
| 1988 | 12/11 | NYG | L | 12-28 | 2009 | 10/4 | KC | L | 16-27 | | | | | |
| Longest KC winning streak: 1 (Four times) | | | | | Longest KC losing streak: 4 (1998-09) | | | | | | | | | |
| GEHA Field at Arrowhead Stadium: 4-4-0 (.429) | | | | | Giants Stadium: 0-6-0 (.000) | | | | | | | | | |
| | | | | | MetLife Stadium: 0-1-0 (.000) | | | | | | | | | |
| <p>Giants home sites: Yankee Stadium 1970-73; Yale Bowl, New Haven, CT 1973-74; Shea Stadium 1975; Giants Stadium - East Rutherford, NJ 1976-2009; MetLife Stadium 2010-present, known as New Meadowlands Stadium 2010.</p> | | | | | | | | | | | | | | |

|  NEW YORK JETS 20-19-1 (.513) | | | | | Regular Season: 19-18-1 Postseason: 1-1 | | | | | Home: 12-7-0 Away: 8-12-1 | | | | |
|--------------------------------------------------------------------------------------------------------------------------|-------|-----|---|-------|----------------------------------------------------------|--------------|------------|----------|----------------|--------------------------------------------|-------|-----|---|----------|
| 1960 | 10/2 | KC | L | 35-37 | 1968 | 9/15 | KC | L | 19-20 | 2001 | 11/11 | NYJ | L | 7-27 |
| | 11/24 | NYT | L | 35-41 | 1969 | 11/16 | NYJ | W | 34-16 | 2002 | 10/6 | NYJ | W | 29-25 |
| 1961 | 12/3 | NYT | L | 7-28 | | 12/20 | NYJ | W | 13-6 a | 2005 | 9/11 | KC | W | 27-7 |
| | 12/17 | KC | W | 35-24 | 1971 | 11/7 | NYJ | L | 10-13 | 2007 | 12/30 | NYJ | L | 10-13 OT |
| 1962 | 10/21 | KC | W | 20-17 | 1974 | 9/15 | KC | W | 24-16 | 2008 | 10/26 | NYJ | L | 24-28 |
| | 11/11 | NYT | W | 52-31 | 1975 | 9/28 | KC | L | 24-30 | 2011 | 12/11 | NYJ | L | 10-37 |
| 1963 | 12/1 | NYJ | L | 0-17 | 1982 | 1/2/83 | KC | W | 37-13 | 2014 | 11/2 | KC | W | 24-10 |
| | 12/22 | KC | W | 48-0 | 1984 | 10/7 | KC | L | 16-17 | 2016 | 9/25 | KC | W | 24-3 |
| 1964 | 11/29 | NYJ | L | 14-27 | | 10/21 | NYJ | L | 7-28 | 2017 | 12/3 | NYJ | L | 38-31 |
| | 12/20 | KC | W | 24-7 | 1986 | 12/28 | NYJ | L | 15-35 b | 2020 | 11/1 | KC | W | 35-9 |
| 1965 | 9/18 | NYJ | W | 14-10 | 1987 | 11/15 | KC | L | 9-16 | Total Points: KC 920 - NYJ 779 | | | | |
| | 11/7 | KC | L | 10-13 | 1988 | 10/2 | NYJ | T | 17-17 OT | | | | | |
| 1966 | 11/27 | NYJ | W | 32-24 | | 12/4 | KC | W | 38-34 | | | | | |
| 1967 | 11/5 | KC | W | 42-18 | 1992 | 11/29 | NYJ | W | 23-7 | | | | | |
| | 12/10 | NYJ | W | 21-7 | 1998 | 11/1 | KC | L | 17-20 | | | | | |

a - AFC Divisional Playoff Game b - AFC Wild Card Playoff Game

Longest KC winning streak: 3 (Twice, last 1966-67) **Longest KC losing streak:** 4 (1984-87)


Cotton Bowl: 2-1-0 (.667) **Polo Grounds:** 1-3-0 (.250)

Municipal Stadium: 3-2-0 (.600) **Shea Stadium:** 5-2-0 (.714)

GEHA Field at Arrowhead Stadium: 7-4-0 (.636) **Giants Stadium:** 2-5-1 (.313)

MetLife Stadium: 0-2-0 (.000)

Jets home sites: Polo Grounds 1960-63; Shea Stadium 1964-83; Giants Stadium - East Rutherford, NJ 1984-2009; MetLife Stadium 2010-Present, known as New Meadowlands Stadium 2010. Franchise known as the New York Titans prior to 1963.

|  PHILADELPHIA EAGLES 6-4-0 (.600) | | | | | Regular Season: 5-4-0 Postseason: 1-0 | | | | | Home: 2-3-0 Away: 3-1-0 | | | | | Neutral: 1-0 | | | | |
|-------------------------------------------------------------------------------------------------------------------------------|-------|-----|---|-------|--------------------------------------------------------|------|-----|---|-------|------------------------------------------|-------------|------------|----------|----------------|---------------------|--|--|--|--|
| 1972 | 10/22 | KC | L | 20-21 | 2005 | 10/2 | KC | L | 31-37 | 2021 | 10/3 | PHI | W | 42-30 | | | | | |
| 1992 | 10/11 | KC | W | 24-17 | 2009 | 9/27 | PHI | L | 14-34 | 2022 | 2/12 | ARZ | W | 38-35 a | | | | | |
| 1998 | 9/27 | PHI | W | 24-21 | 2013 | 9/19 | PHI | W | 26-16 | Total Points: KC 256 - PHI 254 | | | | | | | | | |
| 2001 | 11/29 | KC | L | 10-23 | 2017 | 9/17 | KC | W | 27-20 | | | | | | | | | | |


a - Super Bowl LVII (State Farm Stadium - Glendale, AZ)

Longest KC winning streak: 4 (2013-present) **Longest KC losing streak:** 3 (2001-09)

GEHA Field at Arrowhead Stadium: 2-3-0 (.400) **Veterans Stadium:** 1-0-0 (1.000)

Lincoln Financial Field: 2-1-0 (.667)

Eagles home sites: Franklin Field 1970; Veterans Stadium 1971-02; Lincoln Financial Field 2003-present.

|  PITTSBURGH STEELERS 14-23-0 (.378) | | | | | Regular Season: 12-22-0 Postseason: 2-1 | | | | | Home: 9-12-0 Away: 5-11-0 | | | | |
|----------------------------------------------------------------------------------------------------------------------------------|-------|-----|---|-------|----------------------------------------------------------|---------------|-----------|----------|-------------------|--------------------------------------------|----------------|-----------|----------|----------------|
| 1970 | 11/15 | PIT | W | 31-14 | 1986 | 12/21 | PIT | W | 24-19 | 2009 | 11/22 | KC | W | 27-24 OT |
| 1971 | 10/18 | KC | W | 38-16 | 1987 | 11/8 | KC | L | 16-17 | 2011 | 11/27 | KC | L | 9-13 |
| 1972 | 11/12 | PIT | L | 7-16 | 1988 | 11/27 | PIT | L | 10-16 | 2012 | 11/12 | PIT | L | 13-16 OT |
| 1974 | 10/13 | KC | L | 24-34 | 1989 | 10/29 | PIT | L | 17-23 | 2014 | 12/21 | PIT | L | 12-20 |
| 1975 | 11/16 | PIT | L | 3-28 | 1992 | 10/25 | KC | L | 3-27 | 2015 | 10/25 | KC | W | 23-13 |
| 1976 | 11/7 | KC | L | 0-45 | 1993 | 1/8/94 | KC | W | 27-24 OT a | 2016 | 10/2 | PIT | L | 14-43 |
| 1978 | 10/29 | PIT | L | 24-27 | 1996 | 10/7 | KC | L | 7-17 | | 1/15/17 | KC | L | 16-18 b |
| 1979 | 11/11 | KC | L | 3-30 | 1997 | 11/3 | KC | W | 13-10 | 2017 | 10/15 | KC | L | 13-19 |
| 1980 | 12/14 | PIT | L | 16-21 | 1998 | 10/26 | KC | L | 13-20 | 2018 | 9/16 | PIT | W | 42-37 |
| 1981 | 9/6 | PIT | W | 37-33 | 1999 | 12/18 | KC | W | 35-19 | 2021 | 12/26 | KC | W | 36-10 |
| 1982 | 12/5 | PIT | L | 14-35 | 2001 | 10/14 | KC | L | 17-20 | | 1/16/22 | KC | W | 42-21 a |
| 1984 | 9/2 | PIT | W | 37-27 | 2003 | 9/14 | KC | W | 41-20 | Total Points: KC 739 - PIT 873 | | | | |
| 1985 | 11/10 | KC | L | 28-36 | 2006 | 10/15 | PIT | L | 7-45 | | | | | |


a - AFC Wild Card Playoff Game b - AFC Divisional Playoff Game

Longest KC winning streak: 3 (2018-present) **Longest KC losing streak:** 7 (1972-80)

Municipal Stadium: 1-0-0 (1.000) **Three Rivers Stadium:** 4-7-0 (.364)

GEHA Field at Arrowhead Stadium: 8-12-0 (.400) **Acrisure Stadium:** 1-4-0 (.200)

Steelers home sites: Three Rivers Stadium 1970-00; Acrisure Stadium 2001-present, known as Heinz Field 2001-21.

|  SAN FRANCISCO 49ERS 8-7-0 (.533) | | | | | Regular Season: 7-7-0 Postseason: 1-0 | | | | | Home: 5-2-0 Away: 2-5-0 | | Neutral: 1-0 | | |
|------------------------------------------------------------------------------------------------------------------------------|-------|----|---|-------|--------------------------------------------------------|-------|----|---|-------|------------------------------------------|---------------|---------------------|----------|----------------|
| 1971 | 12/6 | SF | W | 26-17 | 1997 | 11/30 | KC | W | 44-9 | 2018 | 9/23 | KC | W | 38-27 |
| 1975 | 10/5 | KC | L | 3-20 | 2000 | 11/12 | SF | L | 7-21 | 2019 | 2/2/20 | MIA | W | 31-20 a |
| 1982 | 12/26 | KC | L | 13-26 | 2002 | 11/10 | SF | L | 13-17 | 2022 | 10/23 | SF | W | 44-23 |
| 1985 | 11/17 | SF | L | 3-31 | 2006 | 10/1 | KC | W | 41-0 | Total Points: KC 349 - SF 288 | | | | |
| 1991 | 12/14 | SF | L | 14-28 | 2010 | 9/26 | KC | W | 31-10 | | | | | |
| 1994 | 9/11 | KC | W | 24-17 | 2014 | 10/5 | SF | L | 17-22 | | | | | |

a - Super Bowl LIV (Hard Rock Stadium - Miami Gardens, FL)


Longest KC winning streak: 3 (2018-present) **Longest KC losing streak:** 4 (1975-91)
GEHA Field at Arrowhead Stadium: 4-2-0 (.667) **Candlestick Park:** 1-4-0 (.200)
Levi's Stadium: 1-1-0 (.500)

49ers home sites: Kezar Stadium 1970; Candlestick Park 1971-2013, known as 3Com Park at Candlestick Point 1996-04, Monster Park 2005-07; Levi's Stadium 2014-present.

|  SEATTLE SEAHAWKS 34-19-0 (.642) | | | | | Regular Season: 34-19-0 Postseason: 0-0 | | | | | Home: 22-5-0 Away: 12-14-0 | | | | |
|-----------------------------------------------------------------------------------------------------------------------------|-------|-----|---|----------|----------------------------------------------------------|--------|-----|---|-------|---------------------------------------------|--------|-----|---|----------|
| 1977 | 12/11 | KC | L | 31-34 | 1988 | 9/11 | SEA | L | 10-31 | 1997 | 9/28 | KC | W | 20-17 OT |
| 1978 | 11/19 | KC | L | 10-13 | | 11/20 | KC | W | 27-24 | | 11/23 | SEA | W | 19-14 |
| | 12/17 | SEA | L | 19-23 | 1989 | 10/8 | SEA | W | 20-16 | 1998 | 10/4 | KC | W | 17-6 |
| 1979 | 9/30 | SEA | W | 24-6 | | 11/5 | KC | W | 20-10 | | 11/8 | SEA | L | 12-24 |
| | 12/2 | KC | W | 37-21 | 1990 | 10/21 | SEA | L | 7-19 | 1999 | 11/21 | KC | L | 19-31 |
| 1980 | 9/14 | KC | L | 16-17 | | 11/11 | KC | L | 16-17 | | 12/26 | SEA | L | 14-23 |
| | 11/9 | SEA | W | 31-30 | 1991 | 9/22 | KC | W | 20-13 | 2000 | 10/2 | KC | W | 24-17 |
| 1981 | 9/27 | SEA | W | 20-14 | | 12/1 | SEA | W | 19-6 | | 10/29 | SEA | W | 24-19 |
| | 11/22 | KC | W | 40-13 | 1992 | 9/13 | KC | W | 26-7 | 2001 | 11/25 | KC | W | 19-7 |
| 1983 | 9/4 | KC | W | 17-13 | | 11/22 | SEA | W | 24-14 | | 1/6/02 | SEA | L | 18-21 |
| | 11/27 | SEA | L | 48-51 OT | 1993 | 12/5 | SEA | W | 31-16 | 2002 | 11/24 | SEA | L | 32-39 |
| 1984 | 11/4 | SEA | L | 0-45 | | 1/2/94 | KC | W | 34-24 | 2006 | 10/29 | KC | W | 35-28 |
| | 12/9 | KC | W | 34-7 | 1994 | 10/23 | KC | W | 38-23 | 2010 | 11/28 | SEA | W | 42-24 |
| 1985 | 9/29 | KC | W | 28-7 | | 11/27 | SEA | L | 9-10 | 2014 | 11/16 | KC | W | 24-20 |
| | 12/1 | SEA | L | 6-24 | 1995 | 9/3 | SEA | W | 34-10 | 2018 | 12/23 | SEA | L | 31-38 |
| 1986 | 9/14 | SEA | L | 17-23 | | 12/24 | KC | W | 26-3 | 2022 | 12/24 | KC | W | 24-10 |
| | 11/9 | KC | W | 27-7 | 1996 | 9/15 | SEA | W | 35-17 | Total Points: KC 1,264 - SEA 1,025 | | | | |
| 1987 | 9/20 | SEA | L | 14-43 | | 10/17 | KC | W | 34-16 | | | | | |
| | 12/27 | KC | W | 41-20 | | | | | | | | | | |

Longest KC winning streak: 7 (Twice) **Longest KC losing streak:** 3 (Twice)
KC Season Sweeps: 14 (Last: 2000) **SEA Season Sweeps:** 11 (Last: 1996)
GEHA Field at Arrowhead Stadium: 22-5-0 (.815) **Kingdome Stadium:** 10-11-0 (.476)
Husky Stadium: 1-1-0 (.500)
CenturyLink Field: 1-2-0 (.333)

Seahawks home sites: Kingdome 1976-99; Husky Stadium 1994, 2000-01; Lumen Field 2002-present, known as Seahawks Stadium 2002-03, Qwest Field 2004-11, CenturyLink Field 2012-20.

|  TAMPA BAY BUCCANEERS 7-8-0 (.467) | | | | | Regular Season: 7-7-0 Postseason: 0-1 | | | | | Home: 3-3-0 Away: 4-4-0 | | Neutral: 0-1 | | |
|---------------------------------------------------------------------------------------------------------------------------------|-------|----|---|-------|--------------------------------------------------------|-------|----|---|----------|------------------------------------------|---------------|---------------------|----------|---------------|
| 1976 | 10/31 | TB | W | 28-19 | 1993 | 9/5 | TB | W | 27-3 | 2020 | 11/28 | TB | W | 27-24 |
| 1978 | 10/8 | KC | L | 13-30 | 1999 | 11/14 | TB | L | 10-17 | | 2/7/21 | TB | L | 9-31 a |
| 1979 | 12/16 | TB | L | 0-3 | 2004 | 11/7 | TB | L | 31-34 | 2022 | 10/2 | TB | W | 41-31 |
| 1981 | 9/13 | KC | W | 19-10 | 2008 | 11/2 | KC | L | 27-30 OT | Total Points: KC 301 - TB 298 | | | | |
| 1984 | 10/28 | KC | W | 24-20 | 2012 | 10/14 | TB | L | 10-38 | | | | | |
| 1986 | 10/26 | KC | W | 27-20 | 2016 | 11/20 | KC | L | 17-19 | | | | | |

a - Super Bowl LV (Raymond James Stadium - Tampa, FL)

Longest KC winning streak: 4 (1981-93) **Longest KC losing streak:** 5 (1999-16)
GEHA Field at Arrowhead Stadium: 3-3-0 (.500) **Tampa Stadium:** 2-1-0 (.667)
Raymond James Stadium: 2-3-0 (.400)

Buccaneers home sites: Houlihan's Stadium 1976-97, known as Tampa Stadium 1976-95; Raymond James Stadium 1998-present.



TENNESSEE TITANS
31-25-0 (.554)

Regular Season: 28-24-0
Postseason: 3-1

Home: 19-11-0
Away: 12-14-0

| | | | | | | | | | | | | | | |
|------|--------------|------------|----------|--------------|------|-------|-----|---|----------|-------------------------------------------|----------------|------------|----------|-----------------------|
| 1960 | 10/16 | HOU | L | 10-20 | 1970 | 11/8 | KC | W | 24-9 | 1993 | 9/12 | HOU | L | 0-30 |
| | 12/4 | DAL | W | 24-0 | 1971 | 9/26 | HOU | W | 20-16 | | 1/16/94 | HOU | W | 28-20 b |
| 1961 | 10/1 | DAL | W | 26-21 | 1973 | 11/18 | KC | W | 38-14 | 1994 | 12/18 | KC | W | 31-9 |
| | 10/22 | HOU | L | 7-38 | 1974 | 9/29 | HOU | W | 17-7 | 1995 | 11/19 | KC | W | 20-13 |
| 1962 | 10/28 | HOU | W | 31-7 | 1975 | 11/2 | KC | L | 13-17 | 1996 | 9/1 | HOU | W | 20-19 |
| | 11/4 | DAL | L | 6-14 | 1977 | 11/27 | HOU | L | 20-34 | 2000 | 9/10 | TEN | L | 14-17 OT |
| | 12/23 | HOU | W | 20-17 | 1978 | 9/10 | KC | L | 17-20 | 2004 | 12/13 | TEN | W | 49-38 |
| 1963 | 10/6 | KC | W | 28-7 | 1979 | 9/16 | HOU | L | 6-20 | 2007 | 12/16 | KC | L | 17-26 |
| | 10/27 | HOU | L | 7-28 | 1980 | 10/12 | KC | W | 21-20 | 2008 | 10/19 | KC | L | 10-34 |
| 1964 | 10/4 | KC | W | 28-7 | 1981 | 11/15 | KC | W | 23-10 | 2010 | 12/26 | KC | W | 34-14 |
| | 11/22 | HOU | W | 28-19 | 1983 | 10/23 | HOU | W | 13-10 OT | 2013 | 10/6 | TEN | W | 26-17 |
| 1965 | 10/24 | HOU | L | 36-38 | 1984 | 11/11 | KC | L | 16-17 | 2014 | 9/7 | KC | L | 10-26 |
| | 11/28 | KC | W | 52-21 | 1985 | 11/3 | HOU | L | 20-23 | 2016 | 12/18 | KC | L | 17-19 |
| 1966 | 10/30 | KC | W | 48-23 | 1986 | 9/21 | KC | W | 27-13 | | 1/6/18 | KC | L | 21-22 c |
| 1967 | 9/9 | HOU | W | 25-20 | 1988 | 10/9 | HOU | L | 6-7 | 2019 | 11/10 | TEN | L | 32-35 |
| | 10/22 | KC | L | 19-24 | 1989 | 11/26 | KC | W | 34-0 | | 1/19/20 | KC | W | 35-24 d |
| 1968 | 9/10 | HOU | W | 26-21 | 1990 | 12/16 | KC | L | 10-27 | 2021 | 10/24 | TEN | L | 3-27 |
| | 11/28 | KC | W | 24-10 | 1991 | 9/16 | HOU | L | 7-17 | 2022 | 11/6 | KC | W | 20-17 |
| 1969 | 10/12 | KC | W | 24-0 | 1992 | 9/20 | HOU | L | 20-23 OT | Total Points: KC 1,208 - TEN 1,046 | | | | |

a - AFL Championship Game (Houston, TX) b - AFC Divisional Playoff Game (Houston, TX) c - AFC Wild Card Playoff Game
 d - AFC Championship Game

| | | | |
|-----------------------------------------|--------------|----------------------------------|-----------------|
| Longest KC winning streak: | 7 (1968-74) | Longest KC losing streak: | 4 (Three times) |
| Cotton Bowl: | 2-1-0 (.667) | Jeppesen Stadium: | 3-3-0 (.500) |
| Municipal Stadium: | 7-1-0 (.875) | Rice Stadium: | 1-1-0 (.500) |
| GEHA Field at Arrowhead Stadium: | 9-9-0 (.500) | Astrodome: | 6-7-0 (.462) |
| | | Nissan Stadium: | 2-3-0 (.400) |

Titans home sites: Jeppesen Stadium 1960-64; Rice Stadium 1965-67; Astrodome 1968-96;
 Liberty Bowl - Memphis, TN 1997; Vanderbilt Stadium - Nashville, TN 1998;

Nissan Stadium - Nashville, TN 1999-present, known as Adelphia Coliseum 1999-01, The Coliseum 2002-05, LP Field (2006-15).
 Franchise located in Houston prior to 1997 and known as the Oilers prior to 1999.



WASHINGTON COMMANDERS
10-1-0 (.909)

Regular Season: 10-1-0
Postseason: 0-0

Home: 5-0-0
Away: 5-1-0

| | | | | | | | | | | | | | | |
|------|-------|-----|---|-------|------|-------|-----|---|-------|---------------------------------------|-------|-----|---|-------|
| 1971 | 10/24 | KC | W | 27-20 | 2001 | 9/30 | WAS | W | 45-13 | 2021 | 10/17 | WAS | W | 31-13 |
| 1976 | 10/10 | WAS | W | 33-30 | 2005 | 10/16 | KC | W | 28-21 | Total Points: KC 323 - WAS 179 | | | | |
| 1983 | 9/18 | WAS | L | 12-27 | 2009 | 10/18 | WAS | W | 14-6 | | | | | |
| 1992 | 11/15 | KC | W | 35-16 | 2013 | 12/8 | WAS | W | 45-10 | | | | | |
| 1995 | 11/5 | KC | W | 24-3 | 2017 | 10/2 | KC | W | 29-20 | | | | | |

| | | | |
|-----------------------------------------|------------------|----------------------------------|---------------|
| Longest KC winning streak: | 8 (1992-present) | Longest KC losing streak: | 1 (1983) |
| Municipal Stadium: | 1-0-0 (1.000) | RFK Stadium: | 1-1-0 (.500) |
| GEHA Field at Arrowhead Stadium: | 4-0-0 (1.000) | FedEx Field: | 4-0-0 (1.000) |

Washington home sites: RFK Memorial Stadium 1970-96; FedEx Field - Landover, MD 1997-present,
 known as Jack Kent Cooke Stadium 1997-99.

CHIEFS VS. THE NFL IN THE POSTSEASON

| | | | |
|-----------------------------------------|--------------|------------------------------------|-------------|
| Overall Postseason Record: | 20-21 (.488) | Road Record: | 6-10 (.375) |
| Home Record: | 11-9 (.550) | BUF - War Memorial Stadium: | 1-0 (1.000) |
| Cotton Bowl: | 0-0 (.000) | BUF - Ralph Wilson Stadium: | 0-2 (.000) |
| Municipal Stadium: | 0-1 (.000) | HOU - NRG Stadium: | 1-0 (1.000) |
| GEHA Field at Arrowhead Stadium: | 11-8 (.579) | IND-RCA Dome: | 0-1 (.000) |
| Neutral Site: | 3-2 (.600) | IND-Lucas Oil Stadium: | 0-1 (.000) |
| Super Bowl I | | MIA - Dolphins Stadium: | 0-2 (.000) |
| (L.A. Memorial Coliseum): | 0-1 (.000) | NE - Gillette Stadium: | 0-1 (.000) |
| Super Bowl IV | | NYJ - Shea Stadium: | 1-0 (.000) |
| (Tulane Stadium): | 1-0 (1.000) | NYJ - Giants Stadium: | 0-1 (.000) |
| Super Bowl LIV | | OAK- McAfee Coliseum: | 1-1 (.500) |
| (Hard Rock Stadium): | 1-0 (1.000) | SD - Qualcomm Stadium: | 0-1 (.000) |
| Super Bowl LV | | TEN - Jeppesen Stadium: | 1-0 (1.000) |
| (Raymond James Stadium): | 0-1 (.000) | TEN - Astrodome: | 1-0 (1.000) |
| Super Bowl LVII | | | |
| (State Farm Stadium): | 1-0 (1.000) | | |



CHIEFS VS. THE NFL - ALL GAMES

| | |
|------------------------|--------------------------|
| Total: | 686-584-15 (.548) |
| Preseason*: | 145-130-3 (.527) |
| Regular Season: | 521-433-12 (.546) |
| Postseason: | 20-21-0 (.488) |

| | Preseason | Regular Season | Postseason | Total | Overall Win Pct. |
|--------------------------------|-----------|----------------|------------|---------|------------------|
| Arizona (STL Cardinals) | 16-10-1 | 10-3-1 | 0-0 | 26-13-2 | .675 |
| Atlanta | 5-3-0 | 7-3-0 | 0-0 | 11-6-0 | .647 |
| Baltimore (Ravens) | 0-1-0 | 7-4-0 | 0-1 | 7-6-0 | .538 |
| Buffalo | 8-4-0 | 22-25-1 | 3-2 | 33-31-1 | .515 |
| Carolina | 1-1-0 | 5-2-0 | 0-0 | 6-3-0 | .667 |
| Chicago | 9-3-0 | 6-7-0 | 0-0 | 15-10-0 | .600 |
| Cincinnati | 10-0-0 | 14-17-0 | 1-1 | 25-18-0 | .595 |
| Cleveland | 3-2-0 | 14-11-2 | 1-0 | 18-13-2 | .576 |
| Dallas | 4-5-0 | 5-7-0 | 0-0 | 9-12-0 | .429 |
| Denver | 7-1-0 | 71-54-0 | 0-1 | 78-56-0 | .582 |
| Detroit | 4-6-0 | 9-5-0 | 0-0 | 13-11-0 | .542 |
| Green Bay | 10-9-1 | 8-4-1 | 0-1 | 18-14-2 | .559 |
| Houston (Texans) | 1-3-0 | 7-5-0 | 2-0 | 10-8-0 | .556 |
| Indianapolis (Baltimore Colts) | 1-3-0 | 9-14-0 | 1-4 | 11-21-0 | .344 |
| Jacksonville | 1-3-0 | 8-6-0 | 1-0 | 10-9-0 | .526 |
| Las Vegas | 8-1-0 | 70-53-2 | 2-1 | 79-55-2 | .588 |
| Los Angeles Chargers | 2-5-0 | 67-57-1 | 0-1 | 69-63-1 | .523 |
| Los Angeles Rams | 9-15-0 | 8-5-0 | 0-0 | 17-20-0 | .459 |
| Miami | 1-3-1 | 15-13-0 | 0-3 | 16-19-1 | .458 |
| Minnesota | 8-9-0 | 7-5-0 | 1-0 | 16-14-0 | .533 |
| New England | 3-3-0 | 20-14-3 | 0-2 | 23-19-3 | .544 |
| New Orleans | 4-6-0 | 7-5-0 | 0-0 | 11-11-0 | .500 |
| N.Y. Giants | 1-3-0 | 4-11-0 | 0-0 | 5-14-0 | .263 |
| N.Y. Jets | 5-2-0 | 19-18-1 | 1-1 | 25-21-1 | .543 |
| Philadelphia | 1-1-0 | 5-4-0 | 1-0 | 7-5-0 | .583 |
| Pittsburgh | 2-2-0 | 12-22-0 | 2-1 | 16-25-0 | .390 |
| San Francisco | 3-8-0 | 7-7-0 | 1-0 | 11-15-0 | .423 |
| Seattle | 1-7-0 | 34-19-0 | 0-0 | 35-26-0 | .574 |
| Tampa Bay | 1-5-0 | 7-7-0 | 0-1 | 8-13-0 | .381 |
| Tennessee (Houston Oilers) | 12-3-0 | 28-24-0 | 3-1 | 43-28-0 | .606 |
| Washington | 5-2-0 | 10-1-0 | 0-0 | 15-3-0 | .833 |

*Preseason record does not include one preseason game against the College All-Stars in 1970, which the Chiefs won 24-3.

CHIEFS ON MONDAY NIGHT FOOTBALL

RECORD: 30-19 (.612)

The second-ever regular season telecast of ABC's Monday Night Football featured the defending World Champion Kansas City Chiefs at the Baltimore Colts (9/28/70). While Don McCafferty's Colts eventually go on to defeat the Dallas Cowboys in Super Bowl V, the Chiefs would get a convincing 44-24 win in this primetime showdown. Four of QB Len Dawson's pass attempts on the night went for TDs. The Chiefs forced seven Baltimore turnovers, including three interceptions by S Johnny Robinson and two by CB Emmitt Thomas, allowing RB Ed Podolak to grind out the game.



| | | | | | | | | | | | |
|----------|-----------------|---|-------|----------|---------------|---|------------|----------|-----------------|---|------------|
| 9/28/70 | @ Baltimore | W | 44-24 | 11/8/93 | GREEN BAY | W | 23-16 | 9/26/05 | @ Denver | L | 10-30 |
| 10/18/71 | PITTSBURGH | W | 38-16 | 10/17/94 | @ Denver | W | 31-28 | 9/13/10 | SAN DIEGO | W | 21-14 |
| 12/6/71 | @ San Francisco | W | 26-17 | 12/12/94 | @ Miami | L | 28-45 | 10/31/11 | SAN DIEGO | W | 23-20 (OT) |
| 9/25/72 | @ New Orleans | W | 20-17 | 10/9/95 | SAN DIEGO | W | 29-23 (OT) | 11/21/11 | @ New England | L | 3-34 |
| 10/29/73 | @ Buffalo | L | 14-23 | 12/11/95 | @ Miami | L | 6-13 | 11/12/12 | @ Pittsburgh | L | 13-16 (OT) |
| 11/12/73 | CHICAGO | W | 19-7 | 10/7/96 | PITTSBURGH | L | 7-17 | 9/29/14 | NEW ENGLAND | W | 41-14 |
| 11/18/74 | @ Denver | W | 42-34 | 12/9/96 | @ Oakland | L | 7-26 | 9/28/15 | @ Green Bay | L | 28-38 |
| 11/10/75 | @ Dallas | W | 34-31 | 9/8/97 | @ Oakland | W | 28-27 | 10/2/17 | WASHINGTON | W | 29-20 |
| 9/20/76 | OAKLAND | L | 21-24 | 11/3/97 | PITTSBURGH | W | 13-10 | 10/30/17 | DENVER | W | 29-19 |
| 10/3/77 | OAKLAND | L | 28-37 | 10/26/98 | PITTSBURGH | L | 13-20 | 10/1/18 | @ Denver | W | 27-23 |
| 9/12/83 | SAN DIEGO | L | 14-17 | 11/16/98 | DENVER | L | 7-30 | 11/19/18 | @ L.A. Rams | L | 51-54 |
| 9/17/90 | @ Denver | L | 23-24 | 10/2/00 | SEATTLE | W | 24-17 | 11/18/19 | @ L.A. Chargers | W | 24-17 |
| 9/16/91 | @ Houston | L | 7-17 | 12/4/00 | @ New England | L | 24-30 | 9/28/20 | @ Baltimore | W | 34-20 |
| 10/7/91 | BUFFALO | W | 33-6 | 10/20/03 | @ Oakland | W | 17-10 | 11/1/21 | N.Y. GIANTS | W | 20-17 |
| 10/28/91 | L.A. RAIDERS | W | 24-21 | 10/4/04 | @ Baltimore | W | 27-24 | 10/10/22 | LAS VEGAS | W | 30-29 |
| 9/28/92 | L.A. RAIDERS | W | 27-7 | 11/22/04 | NEW ENGLAND | L | 19-27 | | | | |
| 9/20/93 | DENVER | W | 15-7 | 12/13/04 | @ Tennessee | W | 49-38 | | | | |

CHIEFS ON SUNDAY NIGHT FOOTBALL

RECORD: 22-14 (.611)

NBC began airing Sunday Night Football in its current format in 2006, while the Sunday Night Football package previously aired across both ESPN (1987-2005) and TNT (1990-97). In the team's history of Sunday Night Football games, the Chiefs played twice on TNT (*), including the club's inaugural Sunday Night Football appearance on Oct. 25, 1992 vs. Pittsburgh, and 11 times on ESPN (*). The club has made 23 appearances on NBC's Sunday Night Football dating back to the 2006 season.



| | | | | | | | | | | | |
|----------|--------------|---|--------|----------|---------------|---|--------|----------|-----------------|---|-------|
| 10/25/92 | PITTSBURGH | L | 3-27* | 11/20/05 | @ Houston | W | 45-17^ | 10/6/19 | INDIANAPOLIS | L | 13-19 |
| 11/22/92 | @ Seattle | W | 24-14^ | 12/17/06 | @ San Diego | L | 9-20 | 10/27/19 | GREEN BAY | L | 24-31 |
| 12/26/93 | @ Minnesota | L | 10-30^ | 11/27/11 | PITTSBURGH | L | 9-13 | 12/22/19 | @ Chicago | W | 26-3 |
| 9/18/94 | @ Atlanta | W | 30-10* | 11/17/13 | @ Denver | L | 17-27 | 11/22/20 | @ Las Vegas | W | 35-31 |
| 11/6/94 | L.A. RAIDERS | W | 13-3^ | 11/30/14 | DENVER | L | 16-29 | 12/6/20 | DENVER | W | 22-16 |
| 11/19/95 | HOUSTON | W | 20-13^ | 10/2/16 | @ Pittsburgh | L | 43-14 | 9/19/21 | BALTIMORE | L | 35-36 |
| 9/6/98 | OAKLAND | W | 28-8^ | 11/27/16 | @ Denver | W | 30-27 | 10/10/21 | BUFFALO | L | 20-38 |
| 10/4/98 | SEATTLE | W | 17-6^ | 12/25/16 | DENVER | W | 33-10 | 11/4/21 | @ LAS VEGAS | W | 41-14 |
| 12/12/99 | MINNESOTA | W | 31-28^ | 10/8/17 | @ Houston | W | 42-34 | 12/5/21 | DENVER | W | 22-9 |
| 10/26/03 | BUFFALO | W | 38-5^ | 10/14/18 | @ New England | L | 40-43 | 10/2/22 | @ Tampa Bay | W | 41-21 |
| 9/12/04 | @ Denver | L | 24-34^ | 10/21/18 | CINCINNATI | W | 45-10 | 11/6/22 | TENNESSEE | W | 20-17 |
| 9/18/05 | @ Oakland | W | 23-17^ | 12/23/18 | @ Seattle | L | 38-31 | 11/20/22 | @ L.A. Chargers | W | 30-27 |

CHIEFS IN OTHER PRIMETIME CONTESTS

RECORD: 26-12 (.684)

FRIDAY: 3-4 (.429)

| | | | |
|----------|-----------|---|-------|
| 9/16/60 | @ Oakland | W | 34-16 |
| 11/18/60 | @ Boston | L | 14-42 |
| 11/3/61 | @ Boston | L | 21-28 |
| 10/12/62 | @ Boston | W | 27-7 |
| 11/8/63 | OAKLAND | L | 7-22 |
| 10/23/64 | @ Boston | L | 7-24 |
| 10/21/05 | @ Miami | W | 30-20 |

SATURDAY: 10-1 (.909)

| | | | |
|----------|-----------------|---|-------|
| 9/10/60 | @ L.A. Chargers | L | 20-21 |
| 9/8/62 | BOSTON | W | 42-28 |
| 9/7/63 | @ Denver | W | 59-7 |
| 12/14/63 | BOSTON | W | 35-3 |
| 9/18/65 | @ N.Y. Jets | W | 14-10 |
| 10/8/66 | DENVER | W | 37-10 |
| 9/9/67 | @ Houston | W | 25-20 |
| 9/28/68 | @ Miami | W | 48-3 |
| 10/5/68 | @ Buffalo | W | 18-7 |
| 12/23/06 | @ Oakland | W | 20-9 |
| 12/16/17 | LOS ANGELES | W | 30-13 |

THURSDAY: 13-7 (.650)

| | | | |
|----------|----------------|---|--------|
| 9/12/85 | L.A. RAIDERS | W | 36-20 |
| 10/17/96 | SEATTLE | W | 34-16 |
| 10/16/97 | SAN DIEGO | W | 31-3 |
| 10/21/99 | @ Baltimore | W | 35-8 |
| 10/25/01 | INDIANAPOLIS | L | 28-35 |
| 11/29/01 | PHILADELPHIA | L | 10-23 |
| 11/23/06 | DENVER | W | 19-10 |
| 11/1/12 | @ San Diego | L | 13-31 |
| 9/19/13 | @ Philadelphia | W | 26-16 |
| 11/20/14 | @ Oakland | L | 20-24 |
| 9/17/15 | DENVER | L | 24-31 |
| 12/8/16 | OAKLAND | W | 21-13 |
| 9/7/2017 | @ New England | W | 42-27* |
| 10/19/17 | @ Oakland | L | 30-31 |
| 12/13/18 | LOS ANGELES | L | 29-28 |

| | | | |
|----------|-----------------|---|---------|
| 10/17/19 | @ Denver | W | 30-6 |
| 9/10/20 | HOUSTON | W | 34-20* |
| 10/19/20 | @ Buffalo | W | 26-17** |
| 12/16/21 | @ L.A. Chargers | W | 34-28 |
| 9/15/22 | L.A. CHARGERS | W | 27-24 |

*NFL Kickoff Game on NBC.

**Originally scheduled for Thursday Night Football, moved to Monday night due to COVID protocols.



CHIEFS IN OVERTIME GAMES

Over the past 62 seasons the Chiefs/Texans have played in six playoff overtime games (3-3 record, .500) and 42 regular season overtime affairs (19-21-2 mark, .476). The NFL instituted a 15:00 overtime period for regular season contests in 1974 and a 10:00 overtime period in 2017.

| Date | Opponent | Flip Winner | Result | Game-Winning Score | Time Elapsed |
|------------|-----------------|-------------|---------|------------------------------------|--------------|
| 12/23/62* | @ Houston | Texans# | W 20-17 | Brooker, 25-yard FG | 17:54 |
| 12/25/71+ | MIAMI | Chiefs | L 24-27 | Yepremian, 37-yard FG | 22:40 |
| 11/23/75 | DETROIT | Lions | W 24-21 | Stenerud, 25-yard FG | 6:44 |
| 10/17/76 | @ Miami | Chiefs | W 20-17 | Stenerud, 34-yard FG | 14:48 |
| 9/24/78 | DENVER | Broncos | L 17-23 | Preston, 1-yard TD run | 13:28 |
| 11/12/78 | @ San Diego | Chiefs | L 23-29 | Jefferson, 14-yard pass from Fouts | 15:00 |
| 11/8/81 | CHICAGO | Bears | L 13-16 | Roveto, 22-yard FG | 13:07 |
| 10/23/83 | @ Houston | Chiefs | W 13-10 | Lowery, 41-yard FG | 7:41 |
| 11/27/83 | @ Seattle | Seahawks | L 48-51 | Johnson, 42-yard FG | 1:46 |
| 12/6/87 | @ Cincinnati | Bengals | L 27-30 | Breech, 32-yard FG | 9:44 |
| 10/2/88 | @ N.Y. Jets | Chiefs | T 17-17 | -- | 15:00 |
| 11/19/89 | @ Cleveland | Browns | T 10-10 | -- | 15:00 |
| 12/8/91 | SAN DIEGO | Chiefs | W 20-17 | Lowery, 18-yard FG | 11:26 |
| 9/20/92 | @ Houston | Chiefs | L 20-23 | Del Greco, 39-yard FG | 1:55 |
| 1/8/94** | PITTSBURGH | Chiefs | W 27-24 | Lowery, 32-yard FG | 11:03 |
| 12/4/94 | DENVER | Broncos | L 17-20 | Elam, 34-yard FG | 12:12 |
| 9/10/95 | N.Y. GIANTS | Chiefs | W 20-17 | Elliott, 23-yard FG | 7:49 |
| 9/17/95 | OAKLAND | Chiefs | W 23-17 | Hasty, 64-yard INT return | 4:27 |
| 10/9/95 | SAN DIEGO | Chargers | W 29-23 | Vanover, 86-yard punt return | 7:27 |
| 9/28/97 | SEATTLE | Seahawks | W 20-17 | Stoyanovich, 41-yard FG | 13:04 |
| 1/2/00 | OAKLAND | Raiders | L 38-41 | Nedney, 33-yard FG | 3:13 |
| 9/10/00 | @ Tennessee | Titans | L 14-17 | Del Greco, 36-yard FG | 3:54 |
| 12/16/01 | DENVER | Broncos | W 26-23 | Peterson, 32-yard FG | 9:04 |
| 9/22/02 | @ New England | Patriots | L 38-41 | Vinatieri, 35-yard FG | 4:36 |
| 10/20/02 | DENVER | Broncos | L 34-37 | Elam, 25-yard FG | 2:57 |
| 10/12/03 | @ Green Bay | Chiefs | W 40-34 | Kennison, 51-yard pass from Green | 6:18 |
| 9/17/06 | @ Denver | Broncos | L 6-9 | Elam, 39-yard FG | 5:10 |
| 12/3/06 | @ Cleveland | Chiefs | L 28-31 | Dawson, 33-yard FG | 5:38 |
| 12/30/07 | @ N.Y. Jets | Jets | L 10-13 | Nugent, 43-yard FG | 5:13 |
| 11/2/08 | TAMPA BAY | Buccaneers | L 27-30 | Bryant, 34-yard FG | 4:36 |
| 10/11/09 | DALLAS | Chiefs | L 20-26 | Austin, 60-yard pass from Romo | 6:38 |
| 11/22/09 | PITTSBURGH | Steelers | W 27-24 | Succop, 22-yard FG | 6:32 |
| 10/31/10 | BUFFALO | Bills | W 13-10 | Succop, 35-yard FG | 14:55 |
| 11/7/10 | @ Oakland | Raiders | L 20-23 | Janikowski, 33-yard FG | 2:53 |
| 10/31/11 | SAN DIEGO | Chargers | W 23-20 | Succop, 30-yard FG | 9:44 |
| 12/24/11 | OAKLAND | Raiders | L 13-16 | Janikowski, 36-yard FG | 2:13 |
| 9/23/12 | @ New Orleans | Chiefs | W 27-24 | Succop, 31-yard FG | 8:33 |
| 11/12/12 | @ Pittsburgh | Chiefs | L 13-16 | Suisham, 23-yard FG | 0:55 |
| 12/29/13 | @ San Diego | Chargers | L 24-27 | Novak, 36-yard FG | 9:30 |
| 9/11/16 | SAN DIEGO | Chargers | W 33-27 | Smith, 2-yard run | 5:07 |
| 11/27/16 | @ Denver | Broncos | W 30-27 | Santos, 34-yard FG | 14:58 |
| 11/19/17 | @ N.Y. Giants | Chiefs | L 9-12 | Rosas, 23-yard FG | 8:03 |
| 12/9/18 | BALTIMORE | Chiefs | W 27-24 | Butker, 35-yard FG | 5:18 |
| 1/20/19*** | NEW ENGLAND | Patriots | L 31-37 | Burkhead, 2-yard run | 4:52 |
| 9/20/20 | @ L.A. Chargers | Chargers | W 23-20 | Butker, 58-yard FG | 8:05 |
| 12/16/21 | @ L.A. Chargers | Chiefs | W 34-28 | Kelce, 34-yard pass from Mahomes | 1:15 |
| 1/23/22^ | BUFFALO | Chiefs | W 42-36 | Kelce, 8-yard pass from Mahomes | 4:15 |
| 1/30/22^^ | CINCINNATI | Chiefs | L 24-27 | McPherson, 31-yard FG | 5:24 |
| 11/6/22 | TENNESSEE | Chiefs | W 20-17 | Butker, 28-yard FG | 7:47 |
| 12/18/22 | @ Houston | Chiefs | W 30-24 | McKinnon, 26-yard run | 4:41 |

* 1962 AFL Championship Game — # Texans captain Abner Haynes elected to "kick to the clock"

+ 1971 AFC Divisional Playoff Game (longest game in NFL history)

** 1993 AFC Wild Card Playoff Game

*** 2018 AFC Championship Game

^ 2021 AFC Divisional Playoff Game

^^ 2021 AFC Championship Game

THANKSGIVING DAY GAMES



Lamar Hunt's longtime efforts to secure a Thanksgiving Day game at Arrowhead Stadium became a reality when the club defeated Denver 19-10 in Arrowhead's first-ever Thanksgiving contest (11/23/06). The holiday match-up between two longtime AFC West rivals marked the NFL Network's first live regular season game broadcast and drew a paid attendance of 79,484, the fifth-largest crowd in Arrowhead history. Kansas City hosted a trio of Thanksgiving Day games at Municipal Stadium, including a 31-17 victory vs. Denver (11/27/69) that included a 53-yard return of an onside kick for a TD by LB Bobby Bell. On Thanksgiving Day at Detroit (11/28/96), Hall of Fame RB Marcus Allen became the NFL's all-time leader in rushing TDs, registering his 111th ground score on a one-yard run to bypass RB Walter Payton's previous record, a mark that was later bypassed by RB Emmitt Smith.

| | | | | | | | |
|----------|---------------------|---|-------|----------|------------------|---|-------|
| 11/24/60 | @ N.Y. Titans | L | 35-41 | 11/26/81 | @ Detroit | L | 10-27 |
| 11/23/67 | OAKLAND | L | 22-44 | 11/26/87 | @ Detroit | W | 27-20 |
| 11/28/68 | HOUSTON | W | 24-10 | 11/23/95 | @ Dallas | L | 12-24 |
| 11/27/69 | DENVER | W | 31-17 | 11/28/96 | @ Detroit | W | 28-24 |
| 11/25/71 | @ Detroit | L | 21-32 | 11/23/06 | DENVER (N) | W | 19-10 |

GOVERNOR'S CUP SERIES

From the '68 preseason through the 2015 preseason, the Chiefs faced their in-state rivals from St. Louis in 46 "Governor's Cup" contests. From '68-87, Kansas City faced the St. Louis Cardinals every preseason and also met the Cardinals in regular season play four times while that franchise was stationed on Missouri's "Eastern Shore" before it moved to Arizona for the start of the '88 campaign. After the Rams moved to St. Louis in '95, the "Governor's Cup" series was renewed during the '96 preseason. Following the 2015 season, the Rams relocated back to Los Angeles, giving the Chiefs a winning record versus their "Show-Me State" rivals.



St. Louis Cardinals (1968-87)
Overall: 16-7-2
Regular Season: 2-1-1
Preseason: 14-6-1

| | | | |
|-----------|-------------------|---|-------|
| 8/17/68 | ST. LOUIS | W | 13-10 |
| 8/28/69 | @ St. Louis | W | 31-21 |
| 9/12/70 | ST. LOUIS | L | 24-30 |
| 11/22/70* | ST. LOUIS | T | 6-6 |
| 9/4/71 | ST. LOUIS | T | 17-17 |
| 8/12/72 | ST. LOUIS | W | 24-14 |
| 9/7/73 | @ St. Louis | W | 16-7 |
| 9/6/74 | ST. LOUIS | W | 21-16 |
| 12/1/74* | @ St. Louis | W | 17-13 |
| 8/9/75 | ST. LOUIS | L | 3-10 |
| 9/3/76 | @ St. Louis | L | 14-31 |
| 9/10/77 | ST. LOUIS | W | 37-20 |
| 8/26/78 | ST. LOUIS | L | 7-12 |
| 8/18/79 | ST. LOUIS | W | 20-3 |
| 8/23/80 | @ St. Louis | W | 20-10 |
| 11/23/80* | @ St. Louis | W | 21-13 |
| 8/22/81 | ST. LOUIS | L | 3-16 |
| 9/4/82 | @ St. Louis | W | 10-16 |
| 8/20/83 | ST. LOUIS | W | 17-16 |
| 10/2/83 | ST. LOUIS | W | 38-14 |
| 8/10/84 | @ St. Louis | L | 10-14 |
| 8/31/85 | ST. LOUIS | W | 17-13 |
| 8/16/86 | @ St. Louis | W | 27-26 |
| 11/23/86* | @ St. Louis | L | 14-23 |
| 9/6/87** | St. Louis | W | 13-10 |

St. Louis Rams (1996-2015)
Overall: 12-9
Regular Season: 6-0
Preseason: 6-9

| | | | |
|-----------|-------------------|---|-------|
| 8/17/96 | ST. LOUIS | L | 30-34 |
| 8/22/97 | @ St. Louis | L | 13-14 |
| 10/26/97* | @ St. Louis | W | 28-20 |
| 8/28/98 | @ St. Louis | L | 6-10 |
| 10/22/00* | ST. LOUIS | W | 54-34 |
| 8/31/01 | @ St. Louis | L | 17-21 |
| 8/30/02 | ST. LOUIS | W | 23-16 |
| 12/8/02* | ST. LOUIS | W | 49-10 |
| 8/28/03 | @ St. Louis | W | 22-6 |
| 8/23/04 | ST. LOUIS | W | 24-7 |
| 9/2/05 | @ St. Louis | L | 23-27 |
| 8/26/06 | ST. LOUIS | W | 16-12 |
| 11/5/06* | @ St. Louis | W | 31-17 |
| 8/30/07 | @ St. Louis | L | 3-10 |
| 8/28/08 | ST. LOUIS | W | 21-17 |
| 9/3/09 | @ St. Louis | L | 9-17 |
| 12/19/10* | @ St. Louis | W | 27-13 |
| 8/26/11 | ST. LOUIS | L | 10-14 |
| 8/18/12 | @ St. Louis | L | 17-31 |
| 10/26/14* | ST. LOUIS | W | 34-7 |
| 9/3/15 | @ St. Louis | W | 24-17 |

*Denotes regular season game.

**At Memphis, Tennessee.

CHIEFS IN INTERNATIONAL CONTESTS

NFL INTERNATIONAL GAMES

In 2005, the NFL held its first regular season game outside the United States when the Arizona Cardinals and San Francisco 49ers met at Estadio Azteca in Mexico City. In 2007, the league introduced its International Series with regular season games taking place at Wembley Stadium in London. The London Series expanded to two additional stadiums, Twickenham Stadium - the home of England Rugby, and Tottenham Hotspur Stadium - a joint partnership between the NFL and the Premier League's Tottenham Hotspur. In 2016, the NFL returned to Mexico with the start of the NFL Mexico Series.

The Chiefs have played in two regular season International Series games, taking on the Detroit Lions in London in 2015 and playing against the Los Angeles Chargers in Mexico City in 2019. The club was scheduled to play against the Los Angeles Rams in Mexico City during the 2018 season, but the game was moved back to the Los Angeles Memorial Coliseum due to field conditions that did not meet NFL standards at Estadio Azteca. The club holds a 2-0 record in regular season International Series games.

On Thursday, January 19, 2023, the NFL announced that the Chiefs were designated to play one of two international games in Germany during the 2023 season. It was confirmed on Wednesday, May 10 that the Chiefs would face the Miami Dolphins on Sunday, November 5, 2023 at Deutsche Bank Park in Frankfurt, Germany. The contest will be the first of two 2023 Germany NFL games and will be the second overall NFL game hosted in Germany since the league awarded International Home Marketing Area rights for the country in December of 2021.

"We are incredibly excited to put the Kansas City Chiefs and all of Chiefs Kingdom on the international stage with a Germany game in 2023," Chiefs President Mark Donovan said at the time of the NFL's announcement that the club would play in Germany. "We've aggressively pursued this opportunity because we know how passionate German fans are about NFL football and we're committed to the international growth of the game as well as our brand. We think we'll be able to provide the right mix of opportunities for our existing Season Ticket Members and domestic fans while also creating unique experiences that will make this memorable for German fans as well."



2015 London Game
Chiefs 45, Lions 10
November 1, 2015 • 83,624
Wembley Stadium • London, England



| | | | | | | |
|---------------------------------|----------|-----------|----------|-----------|----------|-----------|
| Detroit Lions | 3 | 0 | 0 | 7 | — | 10 |
| Kansas City Chiefs | 7 | 17 | 7 | 14 | — | 45 |

Kansas City's first regular season international contest featured an offensive explosion and stifling defense. The Chiefs had four different players score rushing touchdowns and had over 200 total rushing yards as a team, while the defense forced two QB Matthew Stafford interceptions. Just prior to landing in Kansas City following the game, the Chiefs learned that the Kansas City Royals beat the New York Mets in Game 5 to win the 2015 World Series.



2019 Mexico Game
Chiefs 24, Chargers 17
November 18, 2019 • 76,252
Estadio Azteca • Mexico City, Mexico



| | | | | | | |
|-----------------------------------|----------|-----------|-----------|----------|----------|-----------|
| Kansas City Chiefs | 0 | 10 | 14 | 0 | — | 24 |
| Los Angeles Chargers | 3 | 6 | 8 | 0 | — | 17 |

After missing out on the NFL's Mexico game in 2018 due to poor field conditions, the Chiefs competed in an AFC West matchup at Estadio Azteca in 2019. The Chiefs defense forced four QB Philip Rivers interceptions and recorded 2.0 sacks, while TE Travis Kelce was the bright spot for the Chiefs offense with seven receptions for 92 yards with a touchdown. RBs Darrel Williams and LeSean McCoy each added a rushing touchdown.

CHIEFS IN INTERNATIONAL CONTESTS

THE AMERICAN BOWL

Between 1986 and 2005, the NFL held a series of preseason games at sites outside the United States under the American Bowl banner. Designed to promote American football in other countries, the series eventually featured games in England, Japan, Canada, Germany, Spain, Mexico, Ireland and Australia. The Chiefs appeared in four American Bowl games, the first in 1990, and the last in 1998, playing in Berlin, West Germany; Monterrey, Mexico; and twice in Tokyo, Japan. The Chiefs hold a 1-3 record in American Bowl contests.



1990 American Bowl
Rams 19, Chiefs 3
 August 11, 1990 • 55,429
 Olympic Stadium • Berlin, West Germany



| | | | | | | |
|---------------------------------|---|---|---|---|---|----|
| Kansas City Chiefs | 0 | 0 | 3 | 0 | — | 3 |
| Los Angeles Rams | 7 | 3 | 0 | 9 | — | 19 |

Kansas City's initial American Bowl expedition featured heavy doses of culture but little offense as the Rams prevailed by a 19-3 margin. RB Barry Word made his first appearance in a Kansas City uniform, pairing with the league's leading rusher in '89, RB Christian Okoye to form the quintessential "Martyball" backfield. However, the Chiefs only points would come on a 19-yard FG by K Bjorn Nittmo.



RB James Saxon (21) and TE Jonathan Hayes (85) are on hand as the Berlin Wall begins crumbling down in Berlin, West Germany.



The Chiefs players and staff receive an indoctrination in the art of sumo wrestling at practice in Tokyo.



1994 American Bowl
Vikings 17, Chiefs 9
 August 7, 1994 • 49,555
 Tokyo Dome • Tokyo, Japan



| | | | | | | |
|---------------------------------|---|----|---|---|---|----|
| Kansas City Chiefs | 0 | 9 | 0 | 0 | — | 9 |
| Minnesota Vikings | 7 | 17 | 0 | 0 | — | 17 |

Kansas City's first appearance on Japanese soil was a rematch of Super Bowl IV, but Minnesota prevailed in this contest thanks to a pair of interceptions. Chiefs QB Matt Blundin accounted for the club's only TD when he connected with rookie WR Lake Dawson for a 40-yard score. Kansas City then attempted a two-point conversion for the first time since '69 as the NFL finally implemented the old AFL two-point rule in '94.



1996 American Bowl
Chiefs 32, Cowboys 6
 August 5, 1996 • 45,128
 Estadio Universitario • Monterrey, Mexico



| | | | | | | |
|---------------------------------|---|----|---|----|---|----|
| Kansas City Chiefs | 3 | 10 | 6 | 13 | — | 32 |
| Dallas Cowboys | 3 | 0 | 3 | 0 | — | 6 |

The Chiefs defense stifles the defending Super Bowl champions, allowing the Cowboys just five first downs. Kansas City's offense piles up 514 yards of total offense, including 173 rushing yards, while Dallas manages 214 total yards on the day as the Chiefs convert the partisan crowd of Cowboys fans into supporters of the "Jefes de Kansas City" or Kansas City Chiefs.



DE Neil Smith does his best matador impersonation and tries his hand at "bull-fighting" while in Monterrey, Mexico.



WR Masato "The Magner" Itoi (13) and TE Nachi Abe (47) join Chiefs President Carl Peterson in pregame ceremonies at the Tokyo Dome.



1998 American Bowl
Packers 27, Chiefs 24 OT
 August 2, 1998 • 42,018
 Tokyo Dome • Tokyo, Japan



| | | | | | | | |
|---------------------------------|----|----|----|---|---|---|----|
| Green Bay Packers | 0 | 14 | 7 | 3 | 3 | — | 27 |
| Kansas City Chiefs | 14 | 0 | 10 | 0 | 0 | — | 24 |

Green Bay K Ryan Longwell misses a potential game-winning 45-yard FG attempt at the end of regulation, while both Green Bay K Brett Conway and Kansas City K Pete Stoyanovich miss field goals in OT before Longwell makes the 27-yard game winner with 5:03 left in the extra session. Kansas City's roster features Japanese national players TE Nachi Abe and WR Masato "The Magner" Itoi.

CHIEFS EXPAND THE KINGDOM

In December 2021, the NFL - under the leadership of the International Committee - announced that 19 teams were granted access to 10 International Home Marketing Areas (IHMA). The groundbreaking, new initiative granted clubs access to international territories for marketing, fan engagement and commercialization as part of an important, long-term, strategic effort to enable clubs to build their global brands while driving NFL fan growth internationally. Now known as the Global Markets Program in its second year in 2023, the NFL has expanded to 21 teams across 14 international markets.

As part of the Global Markets Program, clubs have access to international markets for at least a five-year term, during which a club will have rights to pursue activities in that international market that are consistent with what they can do in their domestic HMA (home marketing area). This includes in-person and digital marketing, corporate sponsorship sales, fan events and activations, youth football activities, merchandise sales and co-marketing relationships with other sports and entertainment properties in the market.

As part of the announcement, it was confirmed that the Chiefs bid on and received Global Marketing Program rights for Germany and Mexico as part of the global growth of professional football. Beginning on January 1, 2022, the club could begin activating elements of its marketing plans in both countries, including posting on new localized Chiefs social media channels to engage fans, unveil market/language-specific digital properties (Chiefs.com and Chiefs Mobile app), begin paid advertising campaigns, sign local sponsorship deals, extend domestic sponsors internationally and align with local agencies with on-the-ground knowledge and expertise.

"We are thrilled with the league's announcement today that the Chiefs have secured the international marketing rights to both Germany and Mexico," Chiefs Chairman and CEO Clark Hunt said at the time. "My father, Lamar, founded the Chiefs and the American Football League in 1960 to introduce pro football to new fans in new regions of the country. Over the last three decades, the Chiefs have been at the forefront of the NFL's global growth initiatives - building on the legacy of our founder to bring America's game to new fans in new places. We look forward to building relationships with fans in Germany and Mexico and continuing to share the best of Chiefs Kingdom around the world."

Longer-term, the club plans to invest in growing its fanbase in both markets through on-site activations and fan events, support and grow local youth FLAG Football participation, launch local merchandise sales initiatives, establish partnerships with existing fan clubs, create local community and social initiatives, as well as explore opportunities to play regular season games in the markets as part of the NFL's new rotation of International Series games.

"We are currently enjoying the most successful period in franchise history, with some of the top players and coaches on the field as well as the support of a talented and dedicated business operations staff, and we believe we are uniquely positioned to be a leader in the NFL's global growth," Chiefs President Mark Donovan said. "We have an internal committee which has been leading our international efforts for multiple years and today's announcement not only recognizes the hard work that went into this bid process, but it also signals the start of an exciting challenge for our team and opportunity for our fan base in the coming years."

In April 2023, the NFL granted the Chiefs the ability to expand their Global Marketing Program presence beyond Germany to include Austria and Switzerland as part of the DACH region.

The Chiefs and the Hunt family have been involved in numerous international initiatives over the past three decades, investing in growing the game and its fanbase globally and helping showcase the best of the sport on the international stage. In addition to appearing in two International Series regular season games since 2015, as well as playing in four American Bowl preseason contests, Chiefs Chairman and CEO Clark Hunt currently sits on the NFL's International Committee. From 2011-18, he served as the Chairman, advocating for the expansion of the league's international efforts and NFL's footprint overseas. At the conclusion of the 2022 season all 32 teams had played at least once internationally since 2011.




Allianz Arena
Munich, Germany



Deutsche Bank Park
Frankfurt, Germany



Estadio Azteca
Mexico City, Mexico



INAUGURAL INTERNATIONAL EXPANSION ADVISORY BOARD

After securing Global Markets Program rights for Germany and Mexico in December 2021, the Kansas City Chiefs announced six members appointed to the club's inaugural International Expansion Advisory Board in Germany. The club has plans to develop a complementary advisory board for the Mexico market in the future.

The group of professionals comes from varied backgrounds across Germany and provides market-specific subject matter expertise as the club eyes continued growth and expansion of Chiefs Kingdom in the country. The advisory board evaluates and provides feedback on club marketing, business development and communications plans, as well as helps the team forge deeper relationships with key stakeholders among brands, media, sports federations, fan groups and non-profit organizations.

"This is a proud day for the Chiefs franchise and the Hunt family as the club has supported and invested in the global growth of American football and its fanbase for more than 30 years," Chiefs President Mark Donovan said at the time of the advisory board announcement. "Our club's goals for international expansion require a thoughtful, long-term commitment to Germany and its football fans. We are thrilled to introduce this group of dedicated, innovative leaders who will help advise us on our current and future efforts in the market to reach and exceed those goals. We have much to learn and look forward to getting started."

The board members include, in alphabetical order: Jana Bernhard, Chief Executive Officer, S20; Holger Blask, Managing Director, Marketing and Sales, Deutscher Fußball Bund; Andreas Jung, Executive Board Member, FC Bayern Munich; Marco Klewenhagen, Managing Director, SPONSORS; Wolfram Kons, Head of Charity and Vice President, RTL Foundation – We help children; and Karsten Petry, Chief Marketing and Sales Officer, Deutsche Sporthilfe.

"The Kansas City Chiefs have shown great commitment to the growth of American football in Germany. FC Bayern understands the value of having an international presence to learn and advise on how to better connect with local fans, which can be seen with our offices in New York, Shanghai and Bangkok. I look forward to working with the Chiefs Advisory Board, offering strategic guidance and support," Andreas Jung, FC Bayern Munich Executive Board Member, said.

"I am delighted to join the Chiefs Advisory Board in Germany along with some great leaders in sport to support the global growth of American football and the NFL," Jana Bernhard, S20 Chief Executive Officer, said.

The board meets quarterly, with a focus on aligning around key events in both the NFL calendar and in Germany.



Jana Bernhard



Holger Blask



Andreas Jung



Marco Klewenhagen



Wolfram Kons



Karsten Petry

GEHA FIELD AT ARROWHEAD STADIUM

1972 - PRESENT / FULLY RENOVATED IN 2010



LOCATION

One Arrowhead Drive | Kansas City, Missouri 64129

ORIGINAL CONSTRUCTION DATA

Groundbreaking: July 1968 **Completion:** August 1972
Overall Supervision: Jackson County Sports Authority
Architect: Kivett and Myers with Charles Deaton
General Contractor: Sharp, Kidde, Webb
Grass Installation: S.W. Franks (General Contractor) July 1994
Original Costs:
 Dual Stadium Complex: \$53,000,000
 Additions Paid by Chiefs: \$9,500,000
 18,000 chair-back seats
 Computerized scoreboard
 Concession and team facilities
 Business suites and office areas

GEHA FIELD

AT ARROWHEAD

RENOVATION CONSTRUCTION DATA

Groundbreaking: August 2007 **Completion:** September 2010
Overall Supervision: Jackson County Sports Authority
Architect: Populous
General Contractor: Turner Construction Company
Renovation Costs: \$375,000,000

On March 4, 2021, the Kansas City Chiefs and GEHA (Government Employees Health Association, Inc., pronounced G.E.H.A.) jointly announced a historic naming rights agreement that made the nonprofit medical and dental plan provider the first - and exclusive - naming rights partner for Arrowhead Stadium. Beginning with the 2021 season, the home of the Chiefs became GEHA Field at Arrowhead Stadium.

The announcement expanded on the already robust partnership between GEHA and the Chiefs, which had grown significantly since the relationship was first announced in July 2019, when GEHA became the club's Exclusive Health, Dental and Vision Plan Partner. The agreement also highlighted the commitment of both GEHA and the Chiefs to ensuring Arrowhead Stadium remained part of the identity of the stadium.

"We are extremely proud and excited to announce our naming rights agreement with GEHA. When we set out to find a partner for the field at Arrowhead, it was critical to identify a national leader that shares our core values, as well as a deep connection to the local community and respect for Chiefs Kingdom," Chiefs President Mark Donovan said at the time of the announcement. "Our relationship with GEHA over the last few years has only served to reinforce the alignment between our two organizations and proven their strong, long-standing relationship with the local community. This expanded partnership will continue to build lasting health and wellness programs that support the team, GEHA and our community."

GEHA is a national leader in providing medical and dental plans to more than 2 million federal employees, retired military and their families worldwide. Both GEHA and the Chiefs are deeply committed to promoting their missions of driving and supporting health and wellness and this naming rights agreement provides a highly visible platform to support GEHA's efforts to empower its members to be health and well.

"Expanding our commitment to the team and community with naming rights for GEHA Field at Arrowhead Stadium is the natural extension of the partnership we first put in place with the Chiefs in 2019," Shannon Horgan, GEHA's chief growth officer, said at the time of the announcement. "Through our relationship with the Chiefs, we have been able to accelerate awareness of GEHA's mission, the breadth of our provider networks, and the quality of our health plans. The opportunity to grow our brand helps us reinvest in the families and individuals we serve and will be an invaluable benefit to current and future GEHA members. Expanding this partnership will help GEHA do what we do best – serve those who serve us."

Throughout the 2021 offseason, team and stadium staff worked with GEHA and Kansas City-based architecture and design firm Populous on the development of a signage package that was in place for the 2021 season. The most notable sign is likely one that most fans will never have seen in person – a 147-foot wide sign comprised of 18-foot tall illuminated letters on top of the press box – offering unique aerial visuals for network TV

CAPACITY

Total: 73,426
Upper Level: 30,884
Lower Level: 31,972
CommunityAmerica Club Level: 7,790
Suites and Boxes: 2,780
Luxury Suites: 123 (includes 11 open-air field boxes)

RECORDS

Preseason: 61-49-1 (.554)
Regular Season: 240-156-1 (.606)
Postseason: 11-8-0 (.579)
All Games: 312-213-2 (.594)



OTHER HOMES OF THE CHIEFS

MUNICIPAL STADIUM 1963-1971



LOCATION

E. 22nd and Brooklyn Ave. | Kansas City, Missouri 64127

CONSTRUCTION DATA

Opened: 1923

Upper Deck Added: 1954-55

CAPACITY

Total: 49,002 (1971 - Final Season)

RECORDS

Preseason: 11-3-1 (.767)

Regular Season: 44-16-3
(.722)


Postseason: 0-1-0 (.000)



Municipal Stadium served as the original home of the Chiefs in Kansas City after previously housing two short-lived NFL franchises, the Kansas City Blues (1924) and the Kansas City Cowboys (1925-26). The Chiefs and the Kansas City Athletics baseball club shared the facility until the A's departed for Oakland following the 1967 season. Kansas City went undefeated (7-0) at home during the 1971 regular season, but the final contest (and only playoff game) in Municipal Stadium's history will live in infamy for Chiefs fans, a devastating double overtime 27-24 playoff loss to the Miami Dolphins on Christmas Day of 1971, a contest which remains the NFL's longest game at 82 minutes, 40 seconds.

Municipal Stadium was demolished in 1976 and was originally replaced by a municipal garden. Today, much of the site has been redeveloped with new single-family homes. Although the stadium is no longer standing, its history and significance to the Kansas City sports scene has been commemorated in Monarch Plaza, which stands at the corner of E. 22nd and Brooklyn Ave. In 2019, as part of the Chiefs celebration of 100 years of the National Football League and 60 seasons in franchise history, the club replaced an aging Municipal Stadium marker at Monarch Plaza with a brand new historical marker highlighting the teams that called the former stadium home.

COTTON BOWL 1960-1962



LOCATION

Texas State Fairgrounds | Dallas, Texas 75210

CONSTRUCTION DATA

Opened: 1932

Upper Deck Added: 1948-49

CAPACITY


Total: 75,504 (1962 - Final Season)

RECORDS

Preseason: 1-0-0 (1.000)

Regular Season: 15-6-0
(.714)

Postseason: 0-0-0 (.000)



The Cotton Bowl served as the home of the American Football League's Dallas Texans from 1960-62 before the franchise moved to Kansas City in 1963 and became known as the Chiefs. The Texans shared the stadium with the NFL's expansion Dallas Cowboys. The facility served until 1999 as a home field for SMU, the alma mater of Chiefs Founder Lamar Hunt. The Texans final contest in the Cotton Bowl was a 26-17 win over the San Diego Chargers on December 16, 1962, before a sparse crowd of 18,384 fans. The Texans would win a 20-17 double-overtime thriller the next week at Houston to capture the first of three AFL titles.

Situation on the site of the State Fair of Texas, the stadium was also the longtime home of the annual college football bowl game known as the Cotton Bowl Classic, and also hosts the Red River Showdown, the annual college football game between the Oklahoma Sooners and the Texas Longhorns. In addition, the venue has been the home stadium for professional soccer's Dallas Tornado (NASL), the Dallas Burn and FC Dallas (MLS), and it was one of nine venues to host the 1994 FIFA World Cup.

ARROWHEAD STADIUM STORY

GEHA Field at Arrowhead Stadium, originally known as Arrowhead Stadium, opened its doors for the first time on Aug. 12, 1972 as the Kansas City Chiefs hosted the St. Louis Cardinals in front of 78,190 fans for a preseason game. Since that initial contest, much has changed at the iconic venue. Several innovative concepts have been discussed over the years, with some concepts put into action during multiple renovations and upgrades to the facility. While many modernizations have taken place, the spirit of the stadium remains the same as it was for that first preseason football game in 1972.

1967: In the late 1960s, after design and seating capacity concerns caused plans for a single, multi-purpose domed stadium to be scrapped, Kansas City opted to construct two separate stadiums, one for football and one for baseball. Voters approved the Sports Complex bond issue in 1967, which included plans for a revolutionary concept – the world’s first rolling stadium roof. Construction cost overruns and project delays caused by a lengthy strike eventually forced the roof concept to be put on hold.

1984: The Jackson County Sports Authority again investigated the feasibility of a dome – this time made of fabric – but that concept too was shelved as being unnecessary and financially impractical.

1994: Under Arrowhead’s continued open-air arrangement, a natural playing surface was installed in the facility for the first time.

1999: The stadium saw its first seat upgrade, replacing all 33,975 seats in the upper level and all 35,277 seats in the lower level.

2000: Prior to the 2000 season, all 10,199 club level seats were replaced.

2006: On April 4, 2006, Jackson County, Mo., taxpayers approved a 3/8 cent sales tax that was expected to raise \$425 million for improvements to the Sports Complex, including \$212.5 million for Arrowhead. The State of Missouri also contributed \$37.5 million. In addition, the Hunt family contributed \$125 million to the project.

2010: Upgrades were officially done prior to the start of the 2010 season and included Founder’s Plaza, the Ford Fan Zone, the Chiefs Sports Lab, the Chiefs Hall of Honor, the Founder’s Club, the CommunityAmerica Club Level and a new team store. Other improvements included an upgraded sound and scoreboard system, a 360-degree video ribbon board and concourses that were doubled in size.

2013: The club introduced a stadium-wide Wi-Fi network at Arrowhead, installing 600 high-density wireless access points as part of a seven-figure investment to create a more fully integrated mobile experience for Chiefs fans. Arrowhead Wi-Fi changed the way fans consume Chiefs content in-stadium, and also changed the way fans interact with the team and each other. The Wi-Fi network received an upgrade over two years in 2017 and 2018.

2019: Prior to the 2019 season, the Chiefs committed more than \$10 million in upgrades to the stadium, including concrete repairs and new waterproofing measures in the stadium’s upper level. In addition, the club replaced most seats in the upper deck with a newer version that includes cupholders, and in some cases, wider seats. The club also upgraded the technology in the west scoreboard to state-of-the-art LED technology that will offer an enhanced screen image for fans in Arrowhead. The team introduced the GEHA Drum Deck, moving the club’s pregame drum tradition from field-level to a more prominent location in the upper deck in the west endzone.

2020: In the week following Kansas City’s AFC Championship victory on Jan. 19, 2020, the club announced multiple offseason projects to get Arrowhead ready for the 2020 season, including new seats in the lower bowl and a few sections in the upper bowl that weren’t replaced in 2019; a technology upgrade to the east end zone scoreboard; enclosing multiple open-air field box suites; and an expanded Team Store. Additional offseason work that was scheduled, including a renovation to the home locker room was put on hold due to the coronavirus pandemic.

2021: The club finished the third phase of the three-year seat replacement project by installing all new seats on the CommunityAmerica Club Level. The team also completed a massive renovation to the home locker room complex inside the stadium, including not only the Chiefs locker room, but the equipment room, athletic training room and the coaches’ locker rooms as well. After a decade as the preeminent space dedicated to Chiefs and AFL history, the Chiefs Hall of Honor on the lower level concourse of the stadium received a substantial upgrade, providing a more upscale, fully enclosed, temperature-controlled museum experience while creating a new special events space.

To this day, GEHA Field at Arrowhead Stadium remains one of the most iconic stadiums in the NFL, and these improvements ensure it is not only one of the nation’s top venues for fans to experience the excitement of the NFL, but is also a year-round entertainment destination serving the entire Midwest region.



Original plans for the Truman Sports Complex called for a rolling roof which could cover Arrowhead or its baseball counterpart, Kauffman Stadium - a revolutionary concept at the time.



CHIEFS TOP HOME CROWDS (Regular Season and Playoffs)

| Date | Opponent | ATTEND. |
|----------------|---------------|---------|
| Oct. 2, 2000 | Seattle | 82,893* |
| Nov. 5, 1972 | Oakland | 82,094 |
| Sept. 11, 1994 | San Francisco | 79,907 |
| Sept. 17, 1972 | Miami | 79,829 |
| Nov. 23, 2006 | Denver | 79,484 |
| Sept. 22, 1996 | Denver | 79,439 |
| Oct. 26, 1998 | Pittsburgh | 79,431 |
| Oct. 9, 1995 | San Diego | 79,288 |
| Sept. 8, 1996 | Oakland | 79,281 |
| Nov. 10, 1996 | Green Bay | 79,281 |
| Oct. 7, 1996 | Pittsburgh | 79,189 |
| Jan. 11, 2004 | Indianapolis | 79,159 |


All at Arrowhead

*Arrowhead attendance: 78,502;
Kauffman Stadium attendance: 4,391

ARROWHEAD'S FOOTBALL TRADITION

GEHA Field at Arrowhead Stadium has been a destination for football aficionados since it opened in 1972. In addition to serving as the "Home of the Chiefs," the stadium has hosted or is scheduled to host a number different college football contests. The first college game played at the facility was a SWAC contest on October 14, 1972 in which Grambling defeated Mississippi Valley State in front of a crowd of 9,833. The Dr Pepper Big 12 Championship, an annual Missouri vs. Kansas "Border Showdown" and "The Fall Classic" between Division II powers Northwest Missouri State and Pittsburg State have all been past regular events at GEHA Field at Arrowhead. The facility also served as the site of the 1974 AFC-NFC Pro Bowl.


1974 AFC-NFC PRO BOWL



January 20, 1974 • 66,918



| | | | | | | |
|-----------|---|----|---|---|---|----|
| NFC | 0 | 10 | 0 | 3 | — | 13 |
| AFC | 3 | 3 | 3 | 6 | — | 15 |



In conditions that were described as cold, but humid, coaches Tom Landry of Dallas (NFC) and John Madden of Oakland (AFC) watched their teams combine for 15 fumbles and four interceptions in the 1974 Pro Bowl at Arrowhead Stadium.






K Garo Yepremian of the Dolphins kicked a Pro Bowl-record five field goals, accounting for all 15 of the AFC's points en route to earning MVP honors. Yepremian's fourth field goal gave the AFC a 12-10 fourth-quarter lead, but RB O.J. Simpson's fumble minutes later would set up a 21-yard field goal for a 13-12 NFC lead with less than two minutes to play. Miami QB Bob Griese answered by driving the AFC into position for the winning score. Yepremian would split the uprights with just 0:21 remaining to give the AFC a 15-13 win.

COLLEGE FOOTBALL AT GEHA FIELD AT ARROWHEAD STADIUM



THE DR PEPPER BIG 12 CHAMPIONSHIP

Since 2000, GEHA Field at Arrowhead Stadium has played host to the Dr Pepper Big 12 Football Championship Game five times. Oklahoma has claimed four of the five contests played in Kansas City, including a 62-21 win over Missouri in the most recent affair on 12/6/08.

| | | | |
|------|-----------------------------------------------------------------------------------|-------------------------------------------------------------------------------------|----------------------------------------------------------------------------------------------------------------------------------|
| 2000 |  | #1 Oklahoma - 27 #8 Kansas State - 24 December 2, 2000 • 76,665 | QB Josh Heupel throws for two TDs as Oklahoma advances to win the national championship game. |
| 2003 |  | #15 Kansas State - 35 #1 Oklahoma - 7 December 6, 2003 • 79,491 | Olathe, Kansas native RB Darren Sproles racks up 323 yards from scrimmage as Kansas State claims its first Big XII Championship. |
| 2004 |  | #2 Oklahoma - 42 Colorado - 3 December 4, 2004 • 62,130 | RB Adrian Peterson scores three rushing TDs as Oklahoma advances to the national championship game vs. USC. |
| 2006 |  | #8 Oklahoma - 21 #19 Nebraska - 7 December 2, 2006 • 80,031 | WR Malcolm Kelly (10 catches for 142 yards) catches two TD passes as Sooners advance to the 2007 Fiesta Bowl. |
| 2008 |  | #4 Oklahoma - 62 #19 Missouri - 21 December 6, 2008 • 71,004 | Oklahoma becomes the first team to score at least 60 points in five straight games since Tulsa in '19. |



THE BORDER SHOWDOWN Missouri vs. Kansas



The Missouri-Kansas football series was at one point, the second-most played rivalry in college football history. This football rivalry originated in Kansas City on October 31, 1891 with a 22-10 Kansas win. Missouri leads the all-time series 57-54-9. A total of 26 contests in this 120-year rivalry have been played in Kansas City, including 19 of the first 20 games. In 2007, the clash once again called Kansas City home as GEHA Field at Arrowhead Stadium played host to the storied traditions of MU and KU for a five-year series.



2007 **#4 Missouri - 36**
#2 Kansas - 28
 11/24/07 • 80,537

2008 **Kansas - 40**
#12 Missouri - 37
 11/29/08 • 79,123

2009 **Missouri - 41**
Kansas - 39
 11/28/09 • 70,072

2010 **Missouri - 35**
Kansas - 7
 11/27/10 • 55,788

2011 **Missouri - 24**
Kansas - 10
 11/26/11 • 47,059

KANSAS STATE VS. IOWA STATE

Kansas State University and Iowa State University reached an agreement to play regular season Big 12 Conference contests between the two schools at GEHA Field at Arrowhead Stadium in 2009 and 2010. In the initial game of the series at Arrowhead, Kansas State blocked an Iowa State extra point attempt with 0:32 left on the clock to seal the Wildcats 24-23 victory. The 2010 contest resulted in a seven-point Kansas State victory as RB Daniel Thomas registered 34 carries for 189 yards and two TDs.

2009 **Kansas State - 24**
Iowa State - 23
 10/3/09 • 40,851

2010 **Kansas State - 27**
Iowa State - 20
 9/18/10 • 38,468



COLLEGE FOOTBALL AT GEHA FIELD AT ARROWHEAD STADIUM

MIAA CONFERENCE SHOWDOWNS

First tabbed "The Clash of Champions," the original Fall Classic at GEHA Field at Arrowhead Stadium paired perennial NCAA Division II powerhouses Pittsburg State and Northwest Missouri State in a Mid-America Intercollegiate Athletics Association regular season contest from 2002-2013. After 12 consecutive contests against Pittsburg State, Northwest Missouri State faced Central Missouri in two MIAA matchups at Arrowhead in 2016-17. The inaugural contest in 2002 drew 26,695 fans, an unofficial NCAA Division II single-game attendance record. Northwest Missouri and Pittsburg State returned to the stadium in 2019 to renew the original "Fall Classic" matchup.



| Date | Results | Attendance | Of Note |
|-------------|---------------------|-------------------|-----------------------------------------------------------------|
| 10/17/02 | NWMS 29 - PSU 7 | 26,695 | Game sets unofficial NCAA Div. II attendance record. |
| 11/15/03 | NWMS 20 - PSU 19 | 20,324 | NWMS blocks FG with 0:55 left to preserve win. |
| 11/6/04 | PSU 21 - NWMS 17 | 25,300 | Teams enter game as the top two in Div. II rankings. |
| 10/29/05 | PSU 56 - NWMS 35 | 21,044 | NWMS later plays in Div. II Championship Game. |
| 11/4/06 | NWMS 41 - PSU 14 | 22,561 | NWMS advances to 2nd-straight Div. II Champ. Game. |
| 10/6/07 | NWMS 37 - PSU 34 OT | 19,103 | One-yard TD run in OT gives the Bearcats the win. |
| 11/22/08 | NWMS 35 - PSU 10 | 21,316 | Schools meet again in NCAA Division II Playoffs. |
| 9/12/09 | NWMS 30 - PSU 10 | 20,813 | NWMS goes on to win NCAA Division II Championship. |
| 11/13/10 | NWMS 22 - PSU 16 | 16,504 | NWMS advanced to NCAA Division II Semifinals. |
| 10/1/11 | PSU 38 - NWMS 35 | 15,106 | PSU goes on to win NCAA Division II Championship. |
| 10/13/12 | NWMS 31 - PSU 21 | 15,349 | NWMS advanced to round two of NCAA Division II tournament. |
| 10/19/13 | NWMS 24 - PSU 15 | 17,369 | NWMS goes on to win NCAA Division II Championship. |
| 10/1/16 | NWMS 42 - UCM 17 | 15,349 | NWMS goes on to win NCAA Division II Championship, sixth title. |
| 9/30/17 | NWMS 24 - UCM 20 | 12,765 | NWMS scored go-ahead TD with seven seconds left. |
| 10/12/19 | NWMS 38 - PSU 17 | 14,228 | NWMS advanced to quarterfinals of NCAA Division II tournament. |

OTHER COLLEGE FOOTBALL GAMES AT GEHA FIELD AT ARROWHEAD STADIUM

| Date | Results | Att. | Of Note |
|-------------|--------------------------------------|-------------|---------------------------------------------------------|
| 10/14/72 | Grambling 27 - Miss. Valley St. 21 | 9,833 | First college football game ever held at Arrowhead. |
| 10/3/98 | Nebraska 24 - Oklahoma St. 17 | 79,555 | Western Star Classic is first Div. I game at Arrowhead. |
| 8/26/00 | Kansas State 27 - Iowa 7 | 77,148 | K-State wins The Eddie Robinson Football Classic. |
| 8/24/02 | Florida State 38 - Iowa State 31 | 55,132 | FSU wins The Eddie Robinson Football Classic. |
| 8/23/03 | Kansas State 42 - California 28 | 50,823 | K-State victorious in Black Coaches Assoc. Game. |
| 9/3/05 | Missouri 44 - Arkansas State 17 | 32,906 | QB Brad Smith gains 412 yards and four TDs. |
| 10/15/05 | Oklahoma 19 - Kansas 3 | 54,109 | Oklahoma defense limits Kansas to 97 total yards. |
| 9/14/13 | Lincoln University 47 - Grambling 34 | 20,176 | Lincoln puts up 600 yards of total offense in win. |
| 9/6/14 | Langston University 49 - Lincoln 48 | 8,076 | Langston overcomes 42-28 halftime deficit. |
| 10/11/14 | MNU (Kan.) 20 - Missouri Valley 17 | 6,070* | Game One of NAIA Gridiron Challenge. |
| 10/11/14 | Baker University 27 - Benedictine 21 | 6,070* | Game Two of NAIA Gridiron Challenge. |
| 11/14/15 | Missouri 20 - BYU 16 | 42,824 | First Div. I game at Arrowhead since 2011. |

*Indicates attendance for both games of NAIA Gridiron Challenge doubleheader

MAJOR EVENTS AT GEHA FIELD AT ARROWHEAD STADIUM

NON-FOOTBALL, NON-WIZARDS (PRE-2007) EVENTS (1972-Present)

CONCERTS/MUSIC EVENTS

| | |
|---------------------------------------------|-------------------------------------------|
| 1973 Elton John | 1994 Pink Floyd |
| 1974 Black Oak Arkansas | 1997 U2 |
| 1975 Deep Purple | 1998 George Strait |
| Black Oak Arkansas | 1999 George Strait |
| Rolling Stones | 2001 George Strait |
| Beach Boys & Ozark Mountain Daredevils | George Strait |
| 1976 Beach Boys & Doobie Brothers | NSYNC |
| ZZ Top | KC 150 Celebration |
| Jethro Tull | 2011 Kenny Chesney |
| Earth, Wind & Fire | Taylor Swift |
| Johnny Cash | 2012 Kenny Chesney & Tim McGraw |
| Music Sound Funk Festival | McGraw |
| Country Festival | 2013 Kenny Chesney |
| 1977 Peter Frampton | 2015 Rolling Stones |
| 1978 Summer Rock I | One Direction |
| Willie Nelson | Kenny Chesney & Jason Aldean |
| Summer Rock 2 | 2016 Kenny Chesney |
| 1979 Ted Nugent | Guns & Roses |
| 1980 Super Bowl of Rock & Roll | 2017 U2 |
| Doobie Brothers Concert | 2018 Kenny Chesney |
| 1982 Summer Jam I | Taylor Swift |
| Summer Jam II | Ed Sheeran |
| 1984 Michael Jackson | 2021 Garth Brooks |
| 1988 Pink Floyd | 2022 Kenny Chesney |
| Monsters of Rock | George Strait |
| Drum Corps International | 2023 Luke Combs |
| 1989 The Who | Taylor Swift (two shows) |
| Rolling Stones | Ed Sheeran |
| Drum Corps International | Billy Joel & Stevie Nicks |
| 1992 Guns & Roses/Metallica | Beyoncé |
| U2 | |
| 1993 Paul McCartney | |

SOCCER

| | |
|-------------------------------------------------------------------|-----------------------------------------------------------------------------------------------|
| 1973 High School Soccer All-Star Game | 2004 Lamar Hunt U.S. Open Cup Championship Game |
| 1990 MLS All-Stars vs. US National Soccer | U.S. Women's Olympic Soccer Team vs. Mexico |
| MLS All-Stars vs. US National Soccer | 2009 El Clasico — Club Deportivo Guadalajara S.A. de C.V. (Chivas) vs. Club America |
| 1999 Nike U.S. Women's Cup | 2010 Kansas City Wizards vs. Manchester United |
| 2000 Nike "Road to Glory" Women's Soccer Game | 2015 International Friendly — Mexico vs. Paraguay |
| 2001 World Cup Qualifying Round — U.S.A. vs. Costa Rica | |

MOTOR SPORTS

| | |
|----------------------------------|----------------------------------------|
| 1980 Tractor Pull | 1989 Motor Spectacular |
| Motocross | 1990 Motor Spectacular |
| 1981 Motocross | 1991 Motor Spectacular |
| Super Bowl of Motocross | 1992 Motor Spectacular |
| Mud-A-Thon | 1993 Motor Spectacular |
| 1982 Mud-A-Thon | 2019 Monster Jam |
| Motocross | 2021 Monster Jam (two shows) |
| 1983 Motor Spectacular | 2022 Monster Jam |
| Miller Supercross Motocross | 2023 Monster Jam |
| 1985 Motor Spectacular | |
| 1986 Motor Spectacular | |
| 1987 Motor Spectacular | |
| 1988 Motor Spectacular | |

HIGH SCHOOL SPORTS

| | |
|----------------------------------------------|----------------------------------------------|
| 1972 High School Bowl | 1982 Show-Me Bowl |
| 1973 Missouri High School Playoffs | Big Brothers High School Game |
| 1976 Big Brothers High School Game | 1983 Big Brothers High School Game |
| 1977 Big Brothers High School Game | 1984 Missouri High School Playoffs |
| 1978 Big Brothers High School Game | 1985 Big Brothers High School Game |
| 1979 Big Brothers High School Game | 1986 Missouri High School Playoffs |
| 1980 Big Brothers High School Game | 1992 Metro Dream Classic |
| 1981 Big Brothers High School Game | 1993 Mo/Kan All-Star Game |
| | 2011 Joplin vs. Ray-Pec H.S. Game |

CONVENTIONS

| | |
|--------------------------------------------------------|--------------------|
| 1996 Promise Keepers | 2021 KCQ |
| 1997 Promise Keepers | 2022 KCQ |
| 2004 Billy Graham Crusade | The Send |
| 2015 American Royal World Series of Barbecue | 2023 KCQ |

ALL-TIME ROSTER

| Player | Pos. | Jersey(s) Worn | College | GP/GS | Year(s) Played | Year(s) Started |
|--------------------|-------|-------------------|------------------------|---------|-------------------|--------------------|
| A | | | | | | |
| Abdullah, Husain | S | 39 | Washington State | 43/22 | 2013-15 | 2014 |
| Abell, Bud | LB | 52 | Missouri | 40/0* | 1966-68 | |
| Acker, Bill | NT/DE | 64, 74 | Texas | 5/2 | 1982, 1987 | |
| Acker, Kenneth | CB | 25, 27 | SMU | 25/2 | 2016-17 | |
| Adamle, Mike | RB | 1 | Northwestern | 22/4 | 1971-72 | |
| Adams, Tony | QB | 11 | Utah State | 50/7 | 1975-78 | |
| Adams, Vashone | S | 26 | Eastern Michigan | 0/0 | 1998 | |
| Adickes, Mark | G | 61 | Baylor | 53/48 | 1986-89 | 1986-89 |
| Adkins, Kevin | C | 65 | Oklahoma | 2/0 | 1987 | |
| Agajanian, Ben | K | 3 | New Mexico | 3/0 | 1961 | |
| Agee, Tommie | RB | 32 | Auburn | 9/0 | 1989 | |
| Aguiar, Louie | P | 5 | Utah State | 16/0 | 1994-98 | 1994-98** |
| Albert, Branden | T | 76 | Virginia | 85/83 | 2008-13 | 2008-13 |
| Ale, Arnold | LB | 56 | UCLA | 2/0 | 1994 | |
| Alexander, D.J. | LB | 57 | Oregon State | 32/1 | 2015-16 | |
| Alexander, Derrick | WR | 82 | Michigan | 60/56 | 1998-01 | 1998-01 |
| Alford, Darnell | T | 72 | Boston College | 4/0 | 2000-02 | |
| Allan, Michael | TE | 81 | Whitworth (WA) | 0/0 | 2007 | |
| Allegretti, Nick | G | 73 | Illinois | 57/12 | 2019-22 | 2020 |
| Alleman, Andy | C/G | 62 | Akron | 9/3 | 2009 | |
| Allen, Jared | DE | 69 | Idaho State | 61/55 | 2004-07 | 2004-07 |
| Allen, Jeff | G/OL | 71, 73, 79 | Illinois | 58/40 | 2012-15, 2018-19 | 2012-15, 2018 |
| Allen, Marcus | RB | 32 | Southern California | 77/53 | 1993-97 | 1993-96 |
| Allen, Nate | CB | 48 | Texas Southern | 44/24 | 1971-74 | 1973-74 |
| Allen, Taje | CB | 26 | Texas | 22/0 | 2001-02 | |
| Allotey, Victor | G | 69 | Indiana | 0/0 | 2001-02 | |
| Alt, John | T | 76 | Iowa | 179/149 | 1984-96 | 1987-96 |
| Amadi, Ugo | S | 27 | Oregon | 1/0 | 2022 | |
| Ammendola, Matt | K | 19 | Oklahoma State | 2/0 | 2022 | |
| Anders, Kimble | FB | 38 | Houston | 125/94 | 1991-00 | 1993-98, 2000 |
| Andersen, Jason | G/C | 67 | Brigham Young | 3/0 | 2002 | |
| Andersen, Morten | K | 8 | Michigan State | 30/0 | 2002-03 | 2002-03** |
| Anderson, Charlie | LB | 52 | Mississippi | 2/0 | 2010 | |
| Anderson, Curtis | DE | 90 | Central State (Ohio) | 6/0 | 1979 | |
| Anderson, Darren | CB | 44 | Toledo | 53/5 | 1994-97 | |
| Anderson, Erick | LB | 50 | Michigan | 8/1 | 1992-93 | |
| Anderson, Zayne | DB | 39 | Brigham Young | 7/0 | 2021-22 | |
| Andrews, Billy | LB | 53 | Southeastern Louisiana | 28/28 | 1976-77 | 1976-77 |
| Andrusyshyn, Zenon | P | 7 | UCLA | 16/0 | 1978 | 1978** |
| Ane, Charlie | C | 56 | Michigan State | 90/3 | 1975-80 | |
| Arbanas, Fred | TE | 84 | Michigan State | 104/34* | 1961-70 | 1962-70 |
| Arenas, Javier | CB | 21 | Alabama | 47/12 | 2010-12 | 2012 |
| Arnold, Jim | P | 6 | Vanderbilt | 48/0 | 1983-85 | 1983-85** |
| Arnold, Walt | TE | 87 | New Mexico | 47/39 | 1984-87 | 1985-86 |
| Asamoah, Jon | G | 73 | Illinois | 59/41 | 2010-13 | 2012-13 |
| Ashley, Walker Lee | LB | 54 | Penn State | 16/15 | 1989 | 1989 |
| Atkins, Larry | S/LB | 35, 50 | UCLA | 46/0 | 1999-02 | |
| Auer, Scott | G/T | 68 | Michigan State | 23/6 | 1984-85 | 1985 |
| Austin, Hise | CB | 21 | Prairie View | 12/0 | 1975 | |
| Avant, Jason | WR | 81 | Michigan | 21/1 | 2014-15 | |
| Avery, Donnie | WR | 17 | Houston | 22/17 | 2013-14 | 2013 |
| Avery, Ken | LB | 53 | Southern Mississippi | 14/5 | 1975 | |

| | | | | | | |
|-------------------|----|--------|------------------------|---------|---------|------------------|
| B | | | | | | |
| Baab, Mike | C | 60 | Texas | 3/3 | 1992 | |
| Baber, Billy | TE | 45 | Virginia | 29/2 | 2001-03 | |
| Babin, Jason | DE | 94 | Western Michigan | 7/4 | 2008 | |
| Bailey, Allen | DL | 97 | Miami (Fla.) | 86/48 | 2011-18 | 2014-15, 2017-18 |
| Bailey, Mark | RB | 39 | Cal State - Long Beach | 27/9 | 1977-78 | 1977-78 |
| Bailey, Victor | WR | 85, 88 | Missouri | 2/0 | 1995-96 | |
| Bair, Brandon | DL | 90 | Oregon | 0/0 | 2011 | |
| Baker, DeAndre | CB | 30 | Georgia | 10/2 | 2020-21 | |
| Baker, Jason | P | 9 | Iowa | 18/0 | 2003-04 | 2003** |
| Baker, Jon | K | 12 | Arizona State | 2/0 | 1999 | |
| Baldinger, Gary | DE | 91 | Wake Forest | 23/4 | 1986-88 | |
| Baldinger, Rich | T | 77 | Wake Forest | 133/103 | 1983-92 | 1987-88, 1990-92 |
| Baldwin, Johnny | LB | 57 | Alabama A&M | 3/0 | 2007 | |
| Baldwin, Jonathan | WR | 89 | Pittsburgh | 26/10 | 2011-12 | 2012 |
| Barbaro, Gary | S | 26 | Nicholls State | 101/101 | 1976-82 | 1976-82 |
| Barber, Shawn | LB | 59 | Richmond | 27/24 | 2003-05 | 2003-04 |

| Player | Pos. | Jersey(s) Worn | College | GP/GS | Year(s) Played | Year(s) Started |
|---------------------|-------|-------------------|------------------------|---------|-------------------|---------------------|
| Barker, Bryan | P | 4 | Santa Clara | 60/0 | 1990-93 | 1990-93** |
| Barksdale, Rashad | CB | 35 | Albany | 6/0 | 2007 | |
| Barndt, Tom | DT/G | 71 | Pittsburgh | 61/30 | 1996-99 | 1998-99 |
| Barnes, Charlie | E | 82 | Louisiana - Monroe | 4/-- | 1961 | |
| Barnes, Lew | WR | 80 | Oregon | 2/0 | 1989 | |
| Barnes, Pat | QB | 17 | California | 1/0 | 1997 | |
| Barnes, T.J. | DL | 77 | Georgia Tech | 5/0 | 2016 | |
| Barnett, Tim | WR | 82 | Jackson State | 44/11 | 1991-93 | 1991 |
| Barrington, Sam | LB | 94 | South Florida | 2/0 | 2016 | |
| Bartee, William | S | 21, 24 | Oklahoma | 87/31 | 2000-06 | 2002, 2004 |
| Barth, Connor | K | 5 | North Carolina | 10/0 | 2008 | 2008** |
| Barton, Jim | C | 50 | Marshall | 14/-- | 1960 | 1960 |
| Bartrum, Mike | TE | 87 | Marshall | 3/0 | 1993 | |
| Bates, Jackie | CB | 41 | Hampton | 2/1 | 2010 | |
| Battle, Jackie | RB | 26 | Houston | 48/4 | 2007-11 | |
| Battle, Julian | CB | 26 | Tennessee | 26/1 | 2003-05 | |
| Baugh, Tom | C | 58 | Southern Illinois | 29/16 | 1986-88 | 1987-88 |
| Baxter, Keith | CB | 46 | Marshall | 0/0 | 2017 | |
| Bayless, Martin | S | 21, 30 | Bowling Green | 59/28 | 1992-93, 1995-96 | 1992-93 |
| Beathard, Pete | QB | 10 | Southern California | 51/2 | 1964-67, 1973 | |
| Becht, Anthony | TE | 88 | West Virginia | 9/5 | 2011 | |
| Beckman, Ed | TE | 85 | Florida State | 107/12 | 1977-84 | 1983 |
| Beisel, Monty | DE/LB | 52, 56, 96 | Kansas State | 58/9 | 2001-04, 2009 | 2004 |
| Beisler, Randy | G | 64 | Indiana | 3/2 | 1975 | |
| Belcher, Jovan | LB | 59 | Maine | 59/44 | 2009-12 | 2010-12 |
| Bell, Billy | CB | 40 | Lamar | 8/1 | 1991 | |
| Bell, Blake | TE | 81 | Oklahoma | 34/13 | 2019, 2021-22 | |
| Bell, Bobby | LB | 78 | Minnesota | 168/98* | 1963-74 | 1963-74 |
| Bell, Kendrell | LB | 99 | Georgia | 43/28 | 2005-07 | 2005-06 |
| Bell, Le'Veon | RB | 26 | Michigan State | 9/2 | 2020 | |
| Bell, Mike | DE | 99 | Colorado State | 135/97 | 1979-85, 1987-91 | 1981-85, 1987-89 |
| Bellamy, Josh | WR | 11 | Louisville | 3/0 | 2012 | |
| Belser, Ceasar | DB | 24 | Arkansas - Pine Bluff | 56/0 | 1968-71 | |
| Belser, Jason | S | 29 | Oklahoma | 32/8 | 2001-02 | |
| Belton, Horace | RB | 35 | Southeastern Louisiana | 46/6 | 1978-81 | |
| Benjamin, Kelvin | WR | 81 | Florida State | 3/0 | 2018 | |
| Bennett, Donnell | RB | 30 | Miami (Fla.) | 86/15 | 1994-00 | 1998 |
| Bennett, Michael | RB | 26 | Wisconsin | 17/0 | 2006-07 | |
| Bentley, Scott | K | 9 | Florida State | 2/0 | 1999 | |
| Bergey, Bruce | TE | 84 | UCLA | 7/0 | 1971 | |
| Bernet, Ed | E | 85 | SMU | 9/-- | 1960 | |
| Bernhardt, Roger | G | 68 | Kansas | 4/3 | 1975 | |
| Berry, Eric | S | 29 | Tennessee | 89/87 | 2010-18 | 2010, 2012-16, 2017 |
| Best, Keith | LB | 55 | Kansas State | 6/0 | 1972 | |
| Biodrowski, Dennis | G | 61 | Memphis | 30/-- | 1963-67 | |
| Birden, J.J. | WR | 88 | Oregon | 77/42 | 1990-94 | 1992-94 |
| Bishop, Sonny | G | 66 | Fresno State | 14/-- | 1962 | |
| Black, James | DE | 67 | South Carolina State | 1/0 | 1987 | |
| Black, Jordan | G/T | 65 | Notre Dame | 48/29 | 2003-06 | 2006 |
| Blackledge, Todd | QB | 14 | Penn State | 40/24 | 1983-87 | 1984-86 |
| Blackshear, Jeff | G | 69 | Northeast Louisiana | 16/15 | 2000 | 2000 |
| Blakely, Robert | WR | 83 | North Dakota State | 2/0 | 1982 | |
| Blanton, Jerry | LB | 57 | Kentucky | 92/49 | 1979-85 | 1981-84 |
| Blaylock, Derrick | RB | 23 | Stephen F. Austin | 40/5 | 2001-04 | |
| Bledsoe, Curtis | RB | 30 | San Diego State | 16/1 | 1981-82 | |
| Blundin, Matt | QB | 14 | Virginia | 2/0 | 1992-95 | |
| Blythe, Austin | OL | 66 | Iowa | 4/0 | 2021 | |
| Bober, Chris | G/T | 67 | Nebraska - Omaha | 44/6 | 2004-07 | |
| Boerigter, Marc | WR | 85 | Hastings | 41/2 | 2002-05 | |
| Boiman, Rocky | LB | 50 | Notre Dame | 11/9 | 2008 | |
| Bograkos, Steve | S | 49 | Central Michigan | 0/0 | 1976 | |
| Bolden, Juran | CB | 43 | Mississippi Delta J.C. | 7/0 | 1999 | |
| Bolton, Nick | LB | 32, 54 | Missouri | 33/29 | 2021-22 | 2021-22 |
| Bono, Steve | QB | 13 | UCLA | 36/31 | 1994-96 | 1995-96 |
| Booker, Vaughn | DE | 99 | Cincinnati | 56/22 | 1994-97 | 1995-97 |
| Bookman, John | DB | 22 | Miami (Fla.) | 14/-- | 1960 | |
| Boone, Alfonso | DT | 70 | Mt. San Antonio JC | 30/19 | 2007-08 | 2007 |
| Bootle, Dicaprio | CB | 2, 30 | Nebraska | 7/0 | 2021-22 | |
| Boss, Kevin | TE | 80 | Western Oregon | 2/2 | 2012 | 2012 |
| Bowe, Dwayne | WR | 82 | Louisiana State | 118/112 | 2007-14 | 2007-14 |
| Boydston, Max | E | 81 | Oklahoma | 25/-- | 1960-61 | 1960-61 |
| Brackenridge, Tyron | CB | 34 | Washington State | 14/1 | 2007-08 | |
| Bradley, Mark | WR | 83 | Oklahoma | 23/14 | 2008-09 | 2008 |
| Bragg, Michael | CB | 38 | Texas A&M - Kingsville | 4/0 | 2006 | |
| Branch, Mel | DE | 87 | Louisiana State | 84/-- | 1960-65 | 1960-65 |
| Branch, Tyvon | S | 27 | Connecticut | 16/1 | 2015 | |
| Brannan, Solomon | DB | 38 | Morris Brown | 0/0 | 1965-66 | |

| Player | Pos. | Jersey(s) Worn | College | GP/GS | Year(s) Played | Year(s) Started |
|-------------------|-------|-------------------|----------------------|---------|-------------------|--------------------|
| Bray, Tyler | QB | 9 | Tennessee | 1/0 | 2013-17 | |
| Breaston, Steve | WR | 15 | Michigan | 26/17 | 2011-12 | 2011 |
| Breeland, Bashaud | CB | 21 | Clemson | 27/26 | 2019-20 | 2019-20 |
| Briggs, Bob | DE | 84 | Heidelberg | 7/1 | 1974 | |
| Brock, Kevin | TE | 46 | Rutgers | 4/0 | 2013 | |
| Brockington, John | RB | 43 | Ohio State | 10/7 | 1977 | 1977 |
| Brooker, Tommy | E/K | 81 | Alabama | 55/-- | 1962-66 | 1962-66** |
| Brooks, Bucky | CB | 45 | North Carolina | 9/0 | 1997-98 | |
| Broughton, Cortez | DT | 79 | Cincinnati | 1/0 | 2021 | |
| Brown, Aaron | DE | 87 | Minnesota | 78/57* | 1966-72 | 1968-71 |
| Brown, Alex | CB | 30 | South Carolina State | 3/0 | 2019-20 | |
| Brown, Colin | G | 61 | Missouri | 0/0 | 2009 | |
| Brown, Dee | RB | 22, 38 | Syracuse | 23/0 | 2005-06 | |
| Brown, Eric | WR | 86 | Tulsa | 2/1 | 1987 | |
| Brown, Jalil | DB | 30 | Colorado | 29/2 | 2011-12 | |
| Brown, Larry | T | 79 | Miami (Fla.) | 5/0 | 1978-79 | |
| Brown, Mike | S | 30 | Nebraska | 16/16 | 2009 | 2009 |
| Brown, Orlando | T | 57 | Oklahoma | 33/33 | 2021-22 | 2021-22 |
| Brown, Theotis | RB | 27 | UCLA | 26/16 | 1983-84 | 1983-84 |
| Browning, John | DE/DT | 93 | West Virginia | 121/96 | 1996-06 | 1997-98, 2000-05 |
| Brunson, Larry | WR | 83 | Colorado | 53/43 | 1974-77 | 1976-77 |
| Bryant, Bob | E | 89 | Texas | 10/-- | 1960 | 1960 |
| Bryant, Trent | CB | 45 | Arkansas | 28/17 | 1982-83, 1987 | |
| Buchanan, Buck | DT | 86 | Grambling State | 182/93* | 1963-75 | 1963-75 |
| Budde, Brad | G | 66, 71 | Southern California | 92/80 | 1980-86 | 1981-86 |
| Budde, Ed | G | 71 | Michigan State | 177/96* | 1963-76 | 1964-74 |
| Buechele, Shane | QB | 6, 12 | SMU | 0/0 | 2021-22 | |
| Burford, Chris | E | 88 | Stanford | 103/-- | 1960-67 | 1960-67 |
| Burgmeier, Ted | S | 48 | Notre Dame | 8/2 | 1978 | |
| Burks, Ray | LB | 59 | UCLA | 13/0 | 1977 | |
| Burruss, Lloyd | S | 34 | Maryland | 145/103 | 1981-91 | 1981-88 |
| Burton, Antwon | DT | 61 | Temple | 1/0 | 2008 | |
| Burton, Michael | FB | 45 | Rutgers | 33/0 | 2021-22 | |
| Bush, Deon | S | 26 | Miami (Fla.) | 16/0 | 2022 | |
| Bush, Lew | LB | 51, 56 | Washington State | 37/24 | 2000-02 | 2000-01 |
| Butker, Harrison | K | 7 | Georgia Tech | 90/0 | 2017-22 | 2017-22** |
| Butler, Gary | TE | 82 | Rice | 14/3 | 1973 | |
| Butler, Gerald | WR | 86 | Nicholls State | 0/0 | 1977 | |

C

| | | | | | | |
|--------------------|-----|--------|-----------------------|---------|---------|---------------|
| Cadrez, Glenn | LB | 51, 59 | Houston | 28/6 | 2001-02 | |
| Cadwell, John | G | 61 | Oregon State | 4/-- | 1961 | |
| Cancik, Phil | LB | 56 | Northern Arizona | 16/1 | 1981 | |
| Cannon, Billy | TE | 80 | Louisiana State | 6/3 | 1970 | |
| Cannon, Mark | C | 70 | Texas - Arlington | 11/0 | 1989 | |
| Carlson, Dean | QB | 9 | Iowa State | 1/0 | 1972-74 | |
| Carney, John | K | 5 | Notre Dame | 5/0 | 2007 | |
| Carnahan, Andrew | T | 71 | Arizona State | 0/0 | 2008 | |
| Carolan, Reg | E | 80 | Idaho | 62/1* | 1964-68 | |
| Carr, Brandon | CB | 39 | Grand Valley State | 64/64 | 2008-11 | 2008-11 |
| Carruth, Paul Ott | RB | 30 | Alabama | 2/1 | 1989 | |
| Carson, Carlos | WR | 88 | Louisiana State | 120/91 | 1980-89 | 1982-88 |
| Carter, Dale | CB | 34 | Tennessee | 104/88 | 1992-98 | 1992-98 |
| Carter, M.L. | CB | 42 | Cal State - Fullerton | 33/9 | 1979-81 | 1979 |
| Carter, Perry | CB | 22 | Southern Mississippi | 2/0 | 1995 | |
| Case, Frank | DE | 95 | Penn State | 7/0 | 1981 | |
| Cassel, Matt | QB | 7 | Southern California | 48/47 | 2009-12 | 2009-12 |
| Castille, Tim | RB | 46 | Alabama | 17/4 | 2009-10 | |
| Cash, Keith | TE | 89 | Texas | 59/32 | 1992-96 | 1992, 1994-95 |
| Catapano, Mike | DE | 77 | Princeton | 15/0 | 2013-14 | |
| Caveness, Ronnie | LB | 50 | Arkansas | 7/-- | 1965 | |
| Caver, Quinton | LB | 52 | Arkansas | 29/4 | 2002-04 | |
| Celestin, Oliver | S | 35 | Texas Southern | 8/0 | 2008 | |
| Chambers, Chris | WR | 11, 84 | Wisconsin | 22/16 | 2009-10 | 2009-10 |
| Chappell, Devin | S | 47 | Oregon State | 0/0 | 2017 | |
| Charles, Jamaal | RB | 25 | Texas | 103/69 | 2008-16 | 2009, 2012-15 |
| Charles, Orson | TE | 82 | Georgia | 5/0 | 2017 | |
| Charlton, Taco | DE | 94 | Michigan | 7/0 | 2020 | |
| Cheek, Steve | P | 5 | Humboldt State | 12/0 | 2004 | 2004** |
| Chenal, Leo | LB | 54 | Wisconsin | 17/8 | 2022 | |
| Cherry, Deron | S | 20 | Rutgers | 148/124 | 1981-91 | 1983-91 |
| Chesson, Jehu | WR | 80 | Michigan | 12/1 | 2017 | |
| Chilton, Gene | G/C | 62 | Texas | 16/0 | 1989 | |
| Christian, Geron | T | 74 | Louisville | 10/0 | 2022 | |
| Christiansen, Cole | LB | 48 | Army | 1/0 | 2022 | |
| Christopher, Herb | S | 41 | Morris Brown | 50/24 | 1979-82 | 1979-80 |

| Player | Pos. | Jersey(s) Worn | College | GP/GS | Year(s) Played | Year(s) Started |
|--------------------|------|-------------------|-----------------------|---------|-------------------|--------------------|
| Claiborne, Morris | CB | 20 | Louisiana State | 8/1 | 2019 | |
| Clark, Bruce | DE | 95 | Penn State | 11/0 | 1989 | |
| Clark, Frank | DE | 55 | Michigan | 58/55 | 2019-22 | 2019-22 |
| Clark, Wayne | QB | 13 | U.S. International | 1/0 | 1975 | |
| Clavelle, Shannon | DT | 91 | Colorado | 1/0 | 1997 | |
| Clements, Tom | QB | 2 | Notre Dame | 1/0 | 1980 | |
| Clemons, Duane | DE | 99 | California | 44/43 | 2000-02 | 2000-02 |
| Clemons, Michael | RB | 46 | William & Mary | 8/0 | 1987 | |
| Cloud, Michael | RB | 34 | Boston College | 56/6 | 1999-02 | |
| Coan, Bert | RB | 23 | Kansas | 68/2* | 1963-68 | |
| Cobb, Omari | LB | 59 | Marshall | 1/0 | 2020 | |
| Cochrane, Jack | LB | 43 | South Dakota | 15/0 | 2022 | |
| Cocroft, Sherman | S | 22 | San Jose State | 44/1 | 1985-87 | |
| Coffman, Paul | TE | 84 | Kansas State | 27/24 | 1986-87 | |
| Cofield, Tim | LB | 54 | Elizabeth City State | 43/34 | 1986-88 | 1986-88 |
| Colbert, Darrell | WR | 81 | Texas Southern | 15/0 | 1987-88 | |
| Colbert, Keary | WR | 84 | Southern California | 7/0 | 2011 | |
| Colbert, Lewis | P | 5 | Auburn | 18/0 | 1986-87 | 1986** |
| Colclough, Ricardo | CB | 23, 30 | Tusculum | 7/1 | 2008-09 | |
| Cole, Justin | LB | 57 | San Jose State | 0/0 | 2010 | |
| Coleman, Kurt | S | 27 | Ohio State | 15/3 | 2014 | |
| Collier, Tim | CB | 37 | Texas A&M - Commerce | 52/22 | 1976-79 | 1977-79 |
| Collins, Mark | CB/S | 25 | Cal State - Fullerton | 46/43 | 1994-96 | 1994-96 |
| Collins, Ray | DT | 71 | Louisiana State | 1/-- | 1960-61 | 1960-61 |
| Collins, Todd | QB | 15 | Michigan | 13/0 | 1998-05 | |
| Colquitt, Dustin | P | 2 | Tennessee | 238/0 | 2005-19 | 2005-19** |
| Colter, Jeff | DB | 48 | Kansas | 1/0 | 1987 | |
| Comings, Sanders | S | 26 | Georgia | 2/0 | 2013-14 | |
| Condon, Tom | G | 65 | Boston College | 147/119 | 1974-84 | 1975-84 |
| Conley, Chris | WR | 17 | Georgia | 53/34 | 2015-18 | 2016-18 |
| Connot, Scott | S | 41 | South Dakota State | 2/0 | 2004 | |
| Cook, Bryan | S | 6 | Cincinnati | 16/1 | 2022 | |
| Cook, Kenny | WR | 6 | Gardner-Webb | 0/0 | 2016 | |
| Cooper, Louis | LB | 55 | Western Carolina | 79/17 | 1985-90 | 1986-87 |
| Cooper, Marcus | CB | 31 | Rutgers | 39/11 | 2013-15 | |
| Copeland, Danny | S | 25 | Eastern Kentucky | 30/1 | 1989-90 | |
| Copper, Terrance | WR | 10 | East Carolina | 62/7 | 2009-12 | |
| Corey, Walt | LB | 56 | Miami (Fla.) | 69/-- | 1960-66 | 1960-64 |
| Cornelison, Jerry | T | 74 | SMU | 70/-- | 1960-65 | 1960-61 |
| Cottam, Brad | TE | 87 | Tennessee | 24/8 | 2008-10 | |
| Cox, Mike | FB | 42 | Georgia Tech | 39/17 | 2008-10 | 2008-09 |
| Craig, Reggie | WR | 80 | Arkansas | 15/0 | 1975-76 | |
| Crawford, Keith | S | 41 | Howard Payne | 8/0 | 1998 | |
| Criswell, Jeff | T | 69 | Graceland (Iowa) | 60/39 | 1995-98 | 1995, 1997-98 |
| Crockett, Ray | CB | 39 | Baylor | 29/17 | 2001-02 | 2001 |
| Croyle, Brodie | QB | 12 | Alabama | 18/10 | 2006-10 | 2007 |
| Cruz, Ronnie | RB | 42 | Northern State | 19/3 | 2005-06 | |
| Culp, Curley | DT | 61 | Arizona State | 82/69 | 1968-74 | 1969-73 |
| Curtis, Kevin | WR | 17 | Utah State | 0/0 | 2010 | |

D

| | | | | | | |
|-----------------------|------|----|--------------------|---------|---------|-----------|
| Dacus, Weston | LB | 57 | Arkansas | 8/0 | 2008-09 | |
| Dalton, Lionel | DT | 75 | Eastern Michigan | 34/27 | 2004-06 | 2004-05 |
| Daney, George | G | 60 | UTEP | 97/22 | 1968-74 | 1974 |
| Daniel, Chase | QB | 10 | Missouri | 10/2 | 2013-15 | |
| Daniels, Calvin | LB | 50 | North Carolina | 57/33 | 1982-85 | 1983-85 |
| Daniels, Clemon | DB | 36 | Prairie View | 14/-- | 1960 | |
| Daniels, Travis | CB | 34 | Louisiana State | 56/2 | 2009-12 | |
| Danna, Mike | DE | 51 | Michigan | 43/7 | 2020-22 | |
| Darche, Jean-Philippe | LS | 51 | McGill | 23/0 | 2007-08 | |
| Darling, Devard | WR | 81 | Washington State | 16/9 | 2008-09 | 2008 |
| Davidson, Cotton | QB/P | 19 | Baylor | 28/26 | 1960-61 | 1960-61 |
| Davis, Anthony | LB | 50 | Utah | 68/49 | 1994-98 | 1996-98 |
| Davis, Dick | DE | 86 | Kansas | 12/-- | 1962 | |
| Davis, Felton | WR | 80 | Michigan State | 0/0 | 2019 | |
| Davis, Knile | RB | 34 | Arkansas | 57/2 | 2013-16 | |
| Davis, Ricky | S | 40 | Alabama | 13/5 | 1977 | |
| Davis, Willie | WR | 84 | Central Arkansas | 63/58 | 1991-95 | 1992-95 |
| Dawson, Lake | WR | 80 | Notre Dame | 43/26 | 1994-97 | 1995, '97 |
| Dawson, Len | QB | 16 | Purdue | 183/158 | 1962-75 | 1962-75 |
| Dawson, Mike | NT | 73 | Arizona | 9/0 | 1984 | |
| DeBerg, Steve | QB | 17 | San Jose State | 57/52 | 1988-91 | 1988-91 |
| DeBernardi, Fred | DE | 69 | UTEP | 7/0 | 1974 | |
| deBruijn, Case | P | 5 | Idaho State | 1/0 | 1982 | |
| De La Puente, Brian | G | 60 | California | 0/0 | 2008 | |
| Delaney, Joe | RB | 37 | Northwestern State | 23/17 | 1981-82 | 1981-82 |

| Player | Pos. | Jersey(s) Worn | College | GP/GS | Year(s) Played | Year(s) Started |
|--------------------------|-------|-------------------|------------------------|--------|-------------------|--------------------|
| Del Rio, Jack | LB | 50 | Southern California | 25/17 | 1987-88 | 1987-88 |
| Demps, Quintin | S | 35 | UTEP | 16/6 | 2013 | |
| Dennis, Pat | CB | 41 | Louisiana - Monroe | 16/13 | 2000-01 | 2000 |
| Devey, Jordan | G | 65 | Memphis | 18/4 | 2016-18 | 2018 |
| DeVito, Mike | DE | 70 | Maine | 28/19 | 2013-15 | 2013 |
| Diamond, Bill | G | 66 | Miami (Fla.) | 5/-- | 1963 | |
| Diamond, Charlie | T | 79 | Miami (Fla.) | 51/-- | 1960-63 | 1960-63 |
| Dieter, Gehrige | WR | 12 | Alabama | 10/0 | 2018-21 | |
| Dickerson, Ron | WR | 23 | Arkansas | 15/0 | 1993-94 | |
| Dickinson, Bo | RB | 32 | Southern Mississippi | 28/-- | 1960-61 | |
| DiGiacomo, Curt | G | 65 | Arizona | 12/0 | 1988 | |
| DiMarco, Patrick | FB | 49 | South Carolina | 5/4 | 2012 | |
| DiMidio, Tony | T | 72 | West Chester | 26/-- | 1966-67 | |
| Dimmick, Tom | C | 55 | Houston | 13/-- | 1960 | |
| Dirden, Johnny | WR | 80 | Sam Houston State | 4/0 | 1979 | |
| Dishman, Cris | CB | 26 | Purdue | 16/16 | 1999 | 1999 |
| Dixon, Al | TE | 84 | Iowa State | 39/20 | 1979-82 | 1981-82 |
| Dixon, Ernest | LB | 56 | South Carolina | 1/0 | 1998 | |
| Dixon, Ronnie | DT | 90 | Cincinnati | 4/0 | 1998 | |
| Dohring, Tom | T | 71 | Michigan | 3/1 | 1992 | |
| Dombroski, Paul | S | 46 | Linfield | 42/13 | 1980-81 | |
| Donaldson, Jeff | S | 42 | Colorado | 16/9 | 1990 | 1990 |
| Donnalley, Rick | C | 51 | North Carolina | 22/22 | 1986-87 | 1986-87 |
| Dorsey, Glenn | DE/DT | 72 | Louisiana State | 66/65 | 2008-12 | 2008-11 |
| Dorsey, Larry | WR | 80 | Tennessee State | 16/0 | 1978 | |
| Dotson, Alphonse | DT | 79 | Grambling State | 1/-- | 1965 | |
| Doubiago, Dan | T | 66 | Utah | 3/0 | 1987 | |
| Douglas, Dameane | WR | 11 | California | 0/0 | 2003 | |
| Downing, Eric | DT | 79, 92 | Syracuse | 42/13 | 2001-03 | 2001 |
| Dozier, Cornelius | S | 26 | SMU | 2/0 | 1987 | |
| Draughn, Shaun | RB | 20, 32 | North Carolina | 17/0 | 2011-12 | |
| Drayton, Troy | TE | 87 | Penn State | 16/1 | 2000 | |
| Dressel, Chris | TE | 93 | Stanford | 7/0 | 1989 | |
| Dressler, Doug | RB | 41 | Chico State | 8/0 | 1975 | |
| Drougas, Tom | T | 76 | Oregon | 7/1 | 1974 | |
| Drummond, Eddie | WR | 85 | Penn State | 12/0 | 2007 | |
| Dumas, Troy | LB | 55 | Nebraska | 14/0 | 1995-97 | |
| Duncan, Randy | QB | 15 | Iowa | 14/2 | 1961 | |
| Dunlap, Carlos | DE | 8 | Florida | 17/2 | 2022 | |
| Dunn, Jason | TE | 89 | Eastern Kentucky | 119/25 | 2000-07 | |
| Durant, Yasir | OL | 79 | Missouri | 11/1 | 2020 | |
| Duvernay-Tardif, Laurent | G | 76 | McGill | 60/57 | 2014-19, 2021 | 2015-19 |
| Dyal, Mike | TE | 87 | Texas A&M - Kingsville | 9/0 | 1992-93 | |

E

| | | | | | | |
|------------------------|----|----|------------------|---------|------------------|------------------|
| Eachus, Nate | FB | 45 | Colgate | 11/2 | 2012 | |
| Easy, Omar | FB | 43 | Penn State | 37/0 | 2002-04 | |
| Eatman, Irv | T | 75 | UCLA | 69/51 | 1986-90 | 1986-89 |
| Edwards, Donnie | LB | 59 | UCLA | 117/100 | 1996-01, 2007-08 | 1997-01, 2007-08 |
| Edwards, Ron | DT | 95 | Texas A&M | 80/61 | 2006-10 | 2006-07, 2009-10 |
| Edwards-Helaire, Clyde | RB | 25 | Louisiana State | 33/29 | 2020-22 | 2020-21 |
| Ehinger, Parker | OL | 79 | Cincinnati | 6/5 | 2016-17 | 2016 |
| Elam, Abram | S | 27 | Kent State | 12/7 | 2012 | |
| Eligwe, Ukeme | LB | 45 | Georgia Southern | 14/1 | 2017 | |
| Ellis, Alex | TE | 82 | Tennessee | 2/0 | 2018 | |
| Elkins, Mike | QB | 10 | Wake Forest | 1/0 | 1989-90 | |
| Elliott, Lin | K | 2 | Texas Tech | 32/0 | 1994-95 | 1994-95** |
| Ellison, Atiyyah | DE | 99 | Missouri | 0/0 | 2010 | |
| Ellison, Willie | RB | 24 | Texas Southern | 15/9 | 1973-74 | 1973 |
| Elrod, Jimbo | LB | 57 | Oklahoma | 36/5 | 1976-78 | |
| Engram, Bobby | WR | 84 | Penn State | 5/0 | 2009 | |
| Enis, Hunter | QB | 14 | TCU | 14/0 | 1960 | |
| Epps, Jack | S | 25 | Kansas State | 3/2 | 1987 | |
| Erving, Cam | OL | 75 | Florida State | 40/25 | 2017-19 | 2018-19 |
| Espinoza, Alex | QB | 12 | Iowa State | 1/0 | 1987 | |
| Estell, Richard | WR | 84 | Kansas | 2/0 | 1987 | |
| Estes, Lawrence | DE | 74 | Alcorn State | 18/7 | 1975-76 | |
| Evans, James | RB | 41 | Southern | 2/0 | 1987 | |
| Evans, Mike | DE | 94 | Michigan | 12/1 | 1992 | |
| Everett, Eric | CB | 39 | Texas Tech | 11/0 | 1991 | |

F

| | | | | | | |
|---------------|----|----|---------------|-------|---------|--|
| Fada, Rob | G | 65 | Pittsburgh | 5/0 | 1985 | |
| Fanaika, Paul | G | 74 | Arizona State | 0/0 | 2015 | |
| Farrier, Curt | DT | 70 | Montana State | 27/-- | 1963-65 | |

| Player | Pos. | Jersey(s) Worn | College | GP/GS | Year(s) Played | Year(s) Started |
|-------------------|------|-------------------|-----------------------|---------|-------------------|--------------------|
| Fasano, Anthony | TE | 80 | Notre Dame | 24/22 | 2013-14 | 2013-14 |
| Favors, Greg | LB | 54 | Mississippi State | 16/4 | 1998 | |
| Feehery, Gerry | C | 64 | Syracuse | 6/6 | 1988 | |
| Fenton, Rashad | CB | 27 | South Carolina | 47/16 | 2019-22 | |
| Fields, Jaime | LB | 59 | Washington | 17/2 | 1993-95 | |
| Fields, Jitter | RB | 46 | Texas | 5/0 | 1987 | |
| Finley, Clint | S | 38 | Nebraska | 4/0 | 2002-03 | |
| Fisher, Eric | T | 72 | Central Michigan | 117/113 | 2013-20 | 2013-20 |
| Fleming, Jamell | CB | 30 | Oklahoma | 23/4 | 2014-15 | |
| Flores, Tom | QB | 12 | Pacific | 5/0 | 1969 | |
| Flowers, Brandon | CB | 24 | Virginia Tech | 88/87 | 2008-13 | 2008-13 |
| Flynn, Don | DB | 18 | Houston | 20/-- | 1960-61 | 1960-61 |
| Foles, Nick | QB | 4 | Arizona | 3/1 | 2016 | |
| Ford, Dee | LB | 55 | Auburn | 67/41 | 2014-18 | 2018 |
| Fortson, Jody | TE | 88 | Valdosta State | 19/1 | 2021-22 | |
| Foschi, John Paul | TE | 84 | Georgia Tech | 7/0 | 2008 | |
| Fountain, Daurice | WR | 82 | Northern Iowa | 2/0 | 2021-22 | |
| Fournet, Sid | G | 62 | Louisiana State | 28/-- | 1960-61 | 1960-61 |
| Fox, Keyaron | LB | 97 | Georgia Tech | 40/4 | 2004-07 | |
| Franklin, Jerry | LB | 59 | Arkansas | 7/0 | 2014 | |
| Franklin, Will | WR | 85 | Missouri | 13/1 | 2008 | |
| Fraser, Jim | LB | 51 | Wisconsin | 14/-- | 1965 | |
| Frazier, Cliff | DT | 61 | UCLA | 14/12 | 1977 | |
| Frazier, Randy | LB | 95 | Morehead State | 3/0 | 1987 | |
| Frazier, Wayne | C | 66 | Auburn | 21/-- | 1966-67 | 1966 |
| Frazier, Willie | TE | 83 | Arkansas - Pine Bluff | 22/8 | 1971-72 | |
| Freeman, Eddie | DE | 71 | Alabama - Birmingham | 20/0 | 2002-03 | |
| Frey, Dick | DE | 66 | Texas A&M | 14/-- | 1960 | |
| Fry, Elliot | K | 9 | South Carolina | 1/0 | 2021 | |
| Fujita, Scott | LB | 51 | California | 48/41 | 2002-04 | 2002-04 |
| Fuller, Kendall | CB | 23, 29 | Virginia Tech | 26/19 | 2018-19 | 2018 |
| Fuller, Steve | QB | 4 | Clemson | 52/28 | 1979-82 | 1979-80 |
| Fulton, Zach | OL | 73 | Tennessee | 63/46 | 2014-17 | 2014, 2016-17 |

G

| | | | | | | |
|-------------------|-------|--------|----------------------|---------|---------|------------------|
| Gafford, Thomas | LS | 43, 48 | Houston | 105/0 | 2008-14 | |
| Gagliano, Bob | QB | 11 | Utah State | 2/0 | 1981-83 | |
| Gagner, Larry | G | 79 | Florida | 7/1 | 1972 | |
| Gaines, Clark | RB | 21 | Wake Forest | 10/0 | 1981-82 | |
| Gaines, Phillip | CB | 23 | Rice | 41/16 | 2014-17 | |
| Gaither, Jared | T | 71 | Maryland | 10/0 | 2011 | |
| Gales, Dion | DE/DT | 70 | Troy | 3/0 | 2009 | |
| Gamble, Kenny | RB | 48 | Colgate | 19/0 | 1988-90 | |
| Gammon, Kendall | TE | 83 | Pittsburg State | 106/0 | 2000-06 | |
| Gannon, Rich | QB | 12 | Delaware | 27/19 | 1995-98 | 1998 |
| Gant, Earl | RB | 23 | Missouri | 20/3 | 1979-80 | |
| Garcia, Bubba | WR | 80 | UTEP | 6/0 | 1980 | |
| Gardner, Ellis | T | 75 | Georgia Tech | 8/0 | 1983 | |
| Gardner, Rod | WR | 85 | Clemson | 14/0 | 2006 | |
| Garrett, Mike | RB | 21 | Southern California | 58/29* | 1966-70 | 1966-70 |
| Gatewood, Curtis | LB | 52 | Vanderbilt | 6/0 | 2008 | |
| Gaunt, Steve | WR | 83 | Northern Colorado | 9/0 | 1979 | |
| Gay, Matt | S | 49 | Kansas | 2/0 | 1994 | |
| Gay, Willie | LB | 50 | Mississippi State | 41/32 | 2020-22 | 2020-22 |
| Gehrke, Jack | WR | 17 | Utah | 2/0 | 1968 | |
| George, Ron | LB | 55 | Stanford | 48/0 | 1998-00 | |
| Germaine, Joe | QB | 7 | Ohio State | 0/0 | 2001 | |
| Getty, Charlie | T | 77 | Penn State | 119/104 | 1974-82 | 1974-76, 1978-82 |
| Getz, Lee | G | 71 | Rutgers | 3/0 | 1987 | |
| Gilberry, Wallace | DE | 92 | Alabama | 53/3 | 2008-11 | |
| Gilliam, Jon | C | 65 | Texas A&M - Commerce | 76/-- | 1961-67 | 1962-67 |
| Glenn, Jacoby | CB | 26 | Central Florida | 0/0 | 2017 | |
| Goff, Mike | G | 79 | Iowa | 8/7 | 2009 | |
| Golub, Chris | S | 47 | Kansas | 1/0 | 1977 | |
| Gonzalez, Tony | TE | 88 | California | 190/174 | 1997-08 | 1998-08 |
| Goodburn, Kelly | P | 2 | Emporia State | 48/0 | 1987-90 | 1987-88, 1990** |
| Gossett, Jeff | P | 7 | Eastern Illinois | 15/0 | 1981-82 | 1982** |
| Gordon, Amon | DL | 99 | Stanford | 16/2 | 2011 | |
| Gordon, Josh | WR | 19 | Baylor | 12/7 | 2021 | |
| Gordon, Richard | TE | 81, 89 | Miami (Fla.) | 2/0 | 2013-14 | |
| Gore, Derrick | RB | 40 | Louisiana - Monroe | 11/0 | 2021 | |
| Graham, Derrick | T | 74 | Appalachian State | 51/16 | 1990-94 | 1994 |
| Graham, Tom | LB | 56 | Oregon | 0/0 | 1974 | |
| Granderson, Rufus | T | 75 | Prairie View | 6/-- | 1960 | |
| Gray, Carlton | CB | 23 | UCLA | 20/1 | 1999-00 | |
| Gray, Cyrus | RB | 32 | Texas A&M | 35/0 | 2012-14 | |

| Player | Pos. | Jersey(s) Worn | College | GP/GS | Year(s) Played | Year(s) Started |
|------------------|-------|-------------------|--------------------|---------|-------------------|--------------------|
| Gray, Noah | TE | 83 | Duke | 33/9 | 2021-22 | |
| Gray, Quinn | QB | 8 | Florida A&M | 1/0 | 2008 | |
| Gray, Tim | S | 46 | Texas A&M | 36/34 | 1976-78 | 1976-78 |
| Grayson, Dave | DB | 45 | Oregon | 55/-- | 1961-64 | 1962-64 |
| Grbac, Elvis | QB | 11, 18 | Michigan | 49/47 | 1997-00 | 1997-00 |
| Green, Boyce | RB | 40 | Carson-Newman | 16/7 | 1986 | |
| Green, Gary | CB | 24 | Baylor | 100/99 | 1977-83 | 1977-83 |
| Green, Trent | QB | 10 | Indiana | 88/88 | 2001-06 | 2001-06 |
| Green, Woody | RB | 27 | Arizona State | 28/24 | 1974-76 | 1974-76 |
| Greene, David | QB | 8 | Georgia | 0/0 | 2007 | |
| Greene, Ted | LB | 54 | Tampa | 32/-- | 1960-62 | |
| Greene, Tom | QB | 14 | Holy Cross | 11/0 | 1961 | |
| Greene, Tracy | TE | 87 | Grambling State | 7/2 | 1994 | |
| Greenwood, Cory | LB | 93 | Concordia (Canada) | 48/0 | 2010-12 | |
| Gregg, Kelly | DL | 77 | Oklahoma | 16/14 | 2011 | 2011 |
| Griffin, Kris | LB | 53 | Indiana (Pa.) | 24/0 | 2005-06 | |
| Griffin, Leonard | DE | 98 | Grambling State | 103/37 | 1986-93 | 1988-89, 1992 |
| Griffin, Stephen | RB | 39 | Tennessee State | 1/0 | 1987 | |
| Grigsby, Boomer | LB/FB | 46, 51 | Illinois State | 44/1 | 2005-07 | |
| Grow, Monty | S | 22 | Florida | 15/0 | 1994 | |
| Grubbs, Ben | G | 66 | Auburn | 7/7 | 2015 | 2015 |
| Grunhard, Tim | C | 61 | Notre Dame | 169/164 | 1990-00 | 1990-00 |
| Grupp, Bob | P | 1 | Duke | 41/0 | 1979-81 | 1979-81** |
| Gunter, Michael | RB | 38 | Tulsa | 6/0 | 1984 | |
| Gutierrez, Matt | QB | 15 | Idaho State | 1/0 | 2009 | |

H

| | | | | | | |
|----------------------|-------|--------|------------------------|---------|---------|---------|
| Hackett, Dino | LB | 56 | Appalachian State | 85/81 | 1986-92 | 1986-91 |
| Hadley, David | CB | 23 | Alcorn State | 28/0 | 1970-72 | |
| Hadnot, James | RB | 48 | Texas Tech | 43/22 | 1980-83 | 1980-81 |
| Hagans, Marques | WR | 10 | Virginia | 2/0 | 2008 | |
| Hagy, John | S | 22 | Texas | 0/0 | 1991 | |
| Hakim, Saalim | DB | 26 | Palomar | 2/0 | 2015 | |
| Hali, Tamba | DE/LB | 91 | Penn State | 177/157 | 2006-17 | 2006-15 |
| Hall, Carlos | DE | 92 | Arkansas | 14/2 | 2005 | |
| Hall, Chad | WR | 14 | Air Force | 9/0 | 2013 | |
| Hall, Dante | RB/WR | 20, 82 | Texas A&M | 97/10 | 2000-06 | |
| Hamilton, Andy | WR | 80 | Louisiana State | 15/2 | 1973-74 | |
| Hamilton, Antonio | CB | 20 | South Carolina State | 16/0 | 2020 | |
| Hamilton, Justin | DL | 74 | Louisiana | 5/1 | 2017-18 | |
| Hamilton, Rick | LB | 53 | Central Florida | 2/0 | 1994-95 | |
| Hamm, Bob | DE | 90 | Nevada | 14/5 | 1985 | |
| Hammond Jr., Frankie | WR | 85 | Florida | 25/3 | 2014-15 | |
| Hamrick, James | K | 4 | Rice | 3/0 | 1987 | |
| Hancock, Anthony | WR | 82 | Tennessee | 59/9 | 1982-86 | 1983 |
| Hannon, Chris | WR | 81 | Tennessee | 0/0 | 2006 | |
| Hanoian, Greg | FB | 43 | Syracuse | 0/0 | 2006 | |
| Hardison, Dee | NT | 93 | North Carolina | 7/1 | 1988 | |
| Hardman, Mecole | WR | 17 | Georgia | 57/26 | 2019-22 | 2020 |
| Hargain, Tony | WR | 81 | Oregon | 12/0 | 1992 | |
| Harrell, James | LB | 57 | Florida | 11/4 | 1987 | |
| Harris, Bob | LB | 92 | Auburn | 3/3 | 1987 | |
| Harris, Corey | CB | 40 | North Alabama | 21/0 | 2001-03 | |
| Harris, Darius | LB | 47 | Middle Tennessee State | 28/6 | 2019-22 | |
| Harris, Darryl | G | 66 | Mississippi | 1/0 | 2009 | |
| Harris, Demetrius | TE | 84 | Wisconsin - Milwaukee | 71/36 | 2014-18 | 2015-18 |
| Harris, Demone | DE | 52 | Buffalo | 5/0 | 2019-20 | |
| Harris, Eric | CB | 44 | Memphis | 39/39 | 1980-82 | 1980-82 |
| Harris, Gilbert | RB | 30 | Arizona | 4/0 | 2007 | |
| Harris, Jimmy | DB | 44 | Oklahoma | 14/-- | 1960-61 | 1960-61 |
| Harris, Napoleon | LB | 50 | Northwestern | 16/13 | 2007-08 | 2007 |
| Harris, Nate | LB | 98 | Louisville | 15/0 | 2007 | |
| Harris, Michael | C/G | 73 | Grambling State | 3/0 | 1989 | |
| Harris, Ryan | T | 68 | Notre Dame | 16/15 | 2014 | 2014 |
| Harris, Vernon | CB | 48 | Dartmouth | 0/0 | 2016 | |
| Harrison, Glynn | RB | 22 | Georgia | 8/0 | 1976 | |
| Harry, Emile | WR | 86 | Stanford | 79/23 | 1986-92 | |
| Hartman, Tysyn | DB | 31 | Kansas State | 11/2 | 2012 | |
| Harts, Shaunard | S | 42 | Boise State | 51/17 | 2001-04 | 2002 |
| Harvey, James | G | 64 | Jackson State | 4/3 | 1987-88 | |
| Harvey, Marvin | TE | 83 | Southern Mississippi | 7/0 | 1981 | |
| Harvey, Stacy | LB | 59 | Arizona State | 9/0 | 1989 | |
| Haslip, Wilbert | RB | 34 | Hawaii | 5/0 | 1979 | |
| Hasty, James | CB | 40 | Washington State | 95/89 | 1995-00 | 1995-00 |
| Hawkins, Andy | LB | 59 | Texas A&M - Kingsville | 7/3 | 1988 | |
| Hawkins, Donald | OL | 77 | Texas | 0/0 | 2017 | |
| Hayes, Jonathan | TE | 85 | Iowa | 136/96 | 1985-93 | 1987-93 |

| Player | Pos. | Jersey(s) Worn | College | GP/GS | Year(s) Played | Year(s) Started |
|------------------------|-------|-------------------|-------------------------|---------|-------------------|--------------------|
| Hayes, Wendell | RB | 38 | Humboldt State | 93/56 | 1968-74 | 1970-74 |
| Haynes, Abner | RB | 28 | North Texas | 84/-- | 1960-64 | 1960-63 |
| Haynes, Louis | LB | 56 | North Texas | 11/0 | 1982-83 | |
| Headrick, Sherrill | LB | 69 | TCU | 108/-- | 1960-67 | 1960-67 |
| Heard, Herman | RB | 44 | Colorado State - Pueblo | 87/51 | 1984-89 | 1984-87, 1989 |
| Helton, Darius | G | 62 | North Carolina Central | 6/0 | 1977 | |
| Hemingway, Junior | WR | 88 | Michigan | 31/3 | 2012-14 | |
| Henne, Chad | QB | 4 | Michigan | 11/1 | 2018-22 | |
| Henry, Ricky | G | 65 | Nebraska | 0/0 | 2013 | |
| Herkenhoff, Matt | T | 60 | Minnesota | 125/122 | 1976-85 | 1976-78, 1980-85 |
| Herring, Malik | DE | 94 | Georgia | 7/0 | 2021-22 | |
| Herron, David | LB | 52 | Michigan State | 10/0 | 2009 | |
| Hicks, Eric | DE | 98 | Maryland | 128/104 | 1998-06 | 1999-05 |
| Hicks, Kerry | DE/DT | 94 | Brigham Young | 2/0 | 1996-97 | |
| Hicks, Sylvester | DE | 75 | Tennessee State | 43/37 | 1978-81 | 1978-79 |
| Hill, Dave | T | 73 | Auburn | 150/81* | 1963-74 | 1963-73 |
| Hill, Greg | CB | 23 | Oklahoma State | 48/3 | 1984-88 | |
| Hill, Greg | RB | 27, 29 | Texas A&M | 63/19 | 1994-97 | 1997 |
| Hill, Jim | DB | 12 | Sam Houston State | 3/-- | 1966 | |
| Hill, Kenny | S | 41 | Yale | 8/0 | 1989 | |
| Hill, Mack Lee | RB | 36 | Southern | 27/-- | 1964-65 | 1964-65 |
| Hill, Tyreek | WR | 10 | West Alabama | 91/73 | 2016-21 | 2017-21 |
| Hillis, Peyton | RB | 40 | Arkansas | 13/2 | 2012 | |
| Hines, Jimmy | E | 81 | Texas Southern | 1/0 | 1970 | |
| Hitchens, Anthony | LB | 53 | Iowa | 59/59 | 2018-21 | 2018-21 |
| Hobgood-Chittick, Nate | DT | 94 | North Carolina | 13/1 | 2001-02 | |
| Hochstein, Russ | G | 66 | Nebraska | 11/1 | 2012 | |
| Hodge, Alphonso | CB | 47 | Miami (Ohio) | 0/0 | 2005-06 | |
| Hodges, Eric | WR | 89 | Florida | 1/0 | 1987 | |
| Holland, Darius | DT | 99 | Colorado | 6/0 | 1998 | |
| Holle, Eric | DE | 93 | Texas | 56/7 | 1984-87 | |
| Holliday, Vonnie | DE | 99 | North Carolina | 25/19 | 2003-04 | 2003 |
| Hollis, David | DB | 25 | UNLV | 2/0 | 1988 | |
| Holloway, Tony | LB | 97 | Nebraska | 1/1 | 1987 | |
| Holmes, Bruce | LB | 57 | Minnesota | 3/3 | 1987 | |
| Holmes, Pat | DE | 74 | Texas Tech | 10/1 | 1973 | |
| Holmes, Priest | RB | 31 | Texas | 65/63 | 2001-07 | 2001-05 |
| Holmes, Robert | RB | 45 | Southern | 48/24 | 1968-71 | 1968-69 |
| Holohan, Pete | TE | 89 | Notre Dame | 16/3 | 1991 | |
| Holston, Mike | WR | 84 | Morgan State | 4/0 | 1985 | |
| Holub, E.J. | C/LB | 55 | Texas Tech | 127/34* | 1961-70 | 1961-70 |
| Homan, Dennis | WR | 21 | Alabama | 15/5 | 1971-72 | 1972 |
| Hoppock, Doug | T | 79 | Kansas State | 3/3 | 1987 | |
| Horn, Chris | WR | 81 | Rocky Mountain | 28/3 | 2003-05 | |
| Horn, Joe | WR | 84 | Itawamba J.C. | 49/2 | 1996-99 | |
| Horne, Jeremy | WR | 11 | Massachusetts | 12/0 | 2010-11 | |
| Horton, Ethan | RB | 32 | North Carolina | 16/0 | 1985 | |
| Houston, Bobby | LB | 57 | North Carolina State | 5/0 | 1997 | |
| Houston, Justin | LB | 50 | Georgia | 102/96 | 2011-18 | 2011-18 |
| Howard, Jaye | DT | 96 | Florida | 45/28 | 2013-16 | 2014-16 |
| Howard, Thomas | LB | 52 | Texas Tech | 95/82 | 1977-83 | 1978-83 |
| Howard, Todd | LB | 53 | Texas A&M | 19/0 | 1987-88 | |
| Hoyett, Braxton | DT | 96 | Mississippi State | 1/0 | 2020 | |
| Huard, Damon | QB | 11 | Washington | 26/21 | 2004-08 | 2006-07 |
| Huarte, John | QB | 7 | Notre Dame | 2/0 | 1969-71 | |
| Hudock, Mike | C | 54 | Miami (Fla.) | 4/-- | 1967 | |
| Hudson, Bob | LB | 61 | Clemson | 5/-- | 1960 | |
| Hudson, Doug | QB | 11 | Nicholls State | 1/1 | 1987 | |
| Hudson, Rodney | C/G | 61 | Florida State | 51/35 | 2011-14 | 2013-14 |
| Hughes, Danan | WR | 83 | Iowa | 85/3 | 1993-98 | |
| Hughes, Mike | CB | 21 | Central Florida | 17/5 | 2021 | |
| Hull, Bill | DE | 85 | Wake Forest | 14/-- | 1962 | |
| Humphrey, Creed | C | 52 | Oklahoma | 34/34 | 2021-22 | 2021-22 |
| Humphrey, Tom | C | 52 | Abilene Christian | 5/0 | 1974 | |
| Hunt, Akeem | RB | 31 | Purdue | 15/0 | 2017 | |
| Hunt, Bobby | DB | 20 | Auburn | 84/-- | 1962-67 | 1962-67 |
| Hunt, Kareem | RB | 27 | Toledo | 27/27 | 2017-18 | 2017-18 |
| Hunter, Ryan | G | 60 | Bowling Green | 3/0 | 2019 | |
| Hurston, Chuck | DE | 85 | Auburn | 84/0* | 1965-70 | 1966-67 |
| Husted, Michael | K | 7 | Virginia | 6/0 | 2002 | |
| Hyde, Glenn | C | 52 | Pittsburgh | 8/1 | 1987 | |

| | | | | | | |
|-------------------|-------|----|------------------|------|---------|--|
| Ingram, Byron | G | 60 | Eastern Kentucky | 13/5 | 1987-88 | |
| Ingram, Johnathan | C | 66 | San Diego State | 4/0 | 2004-05 | |
| Ingram, Melvin | DE/LB | 24 | South Carolina | 9/5 | 2021 | |
| Isidora, Danny | G | 65 | Miami (Fla.) | 1/0 | 2020 | |

| Player | Pos. | Jersey(s) Worn | College | GP/GS | Year(s) Played | Year(s) Started |
|------------------------|------|-------------------|------------------------|----------|-------------------|-------------------------|
| Ivie, Joey | DT | 93 | Florida | 5/0 | 2019 | |
| J | | | | | | |
| Jackson, Billy | RB | 43 | Alabama | 57/31 | 1981-84 | 1982-84 |
| Jackson, Charles | LB | 51 | Washington | 86/34 | 1978-84 | 1981-82 |
| Jackson, Charlie | DB | 40 | SMU | 3/-- | 1960 | |
| Jackson, Curtis | WR | 14, 81 | Texas | 0/0 | 2002-03 | |
| Jackson, Frank | WR | 26 | SMU | 70/-- | 1961-65 | 1962-65 |
| Jackson, Gerald | S | 49 | Mississippi State | 16/3 | 1979 | |
| Jackson, Josh | CB | 20 | Iowa | 2/0 | 2021 | |
| Jackson, T.J. | DT | 99 | Auburn | 4/0 | 2008 | |
| Jackson, Tyson | DE | 94 | Louisiana State | 74/55 | 2009-13 | 2009, 2011-13 |
| Jacoby, Mitch | TE | 85 | Northern Illinois | 5/0 | 1999 | |
| Jakes, Van | DB | 22 | Kent State | 22/1 | 1983-84 | |
| James, Robert | LB | 59 | Arizona State | 0/0 | 2013 | |
| Jamison, George | LB | 57 | Cincinnati | 32/25 | 1994-96 | 1994-95 |
| Jankowski, Bruce | WR | 41 | Ohio State | 9/2 | 1971-72 | |
| Jaworski, Ron | QB | 7 | Youngstown State | 6/3 | 1989 | |
| Jaynes, Dave | QB | 12 | Kansas | 2/0 | 1974 | |
| Jenkins, A.J. | WR | 15 | Illinois | 25/3 | 2013-14 | |
| Jenkins, Jarvis | DL | 94 | Clemson | 30/1 | 2016-18 | |
| Jenkins, Keyvan | RB | 41 | UNLV | 2/0 | 1988 | |
| Jenkins, Trezelle | T | 74 | Michigan | 9/1 | 1995-97 | |
| Jeralds, Luther | DE | 89 | North Carolina Central | 9/-- | 1961 | |
| Johnson, Clyde | CB | 23 | Kansas State | 15/0 | 1997 | |
| Johnson, Curley | HB | 33 | Houston | 14/-- | 1960 | |
| Johnson, Darius | CB | 41 | Oklahoma | 2/0 | 2003 | |
| Johnson, Derrick | LB | 56 | Texas | 182/169 | 2005-17 | 2005-08, 2010-13, 15-17 |
| Johnson, Dick | E | 85 | Minnesota | 5/-- | 1963 | |
| Johnson, Jack | DB | 32 | Miami (Fla.) | 1/-- | 1961 | |
| Johnson, James-Michael | LB | 52 | Nevada | 32/10 | 2013-14 | 2014 |
| Johnson, Jimmie | TE | 45 | Howard | 7/1 | 1994 | |
| Johnson, Ken | DE | 97 | Knoxville | 2/1 | 1987 | |
| Johnson, Larry | RB | 27, 34 | Penn State | 75/55 | 2003-09 | 2005-08 |
| Johnson, Lonnie | TE | 83 | Florida State | 14/2 | 1999 | |
| Johnson, Melvin | S | 35 | Kentucky | 7/1 | 1998 | |
| Johnson, Nazeeh | S | 13 | Marshall | 11/0 | 2022 | |
| Johnson, Nico | LB | 57 | Alabama | 7/1 | 2013 | |
| Johnson, Reggie | TE | 85 | Florida State | 11/3 | 1996 | |
| Johnson, Rishaw | G | 75 | California (Pa.) | 3/1 | 2013 | |
| Johnson, Sidney | CB | 45 | California | 13/0 | 1988 | |
| Johnson, Stan | NT | 72 | Tennessee State | 10/0 | 1978 | |
| Johnson, Stone | RB | 33 | Grambling State | 0/0 | 1963 | |
| Johnson, Tervaris | RB | 38 | Miami (Fla.) | 0/0 | 2010 | |
| Johnston, Brian | DE | 97 | Gardner-Webb | 9/0 | 2008 | |
| Jolly, Ken | LB | 52 | Mid-America Nazarene | 32/12 | 1984-85 | 1985 |
| Jones, Adrian | G | 73 | Kansas | 11/10 | 2007-08 | 2008 |
| Jones, Bill | RB | 43 | Southwest Texas State | 38/25 | 1990-92 | 1990-92 |
| Jones, Chris | DT | 95 | Mississippi State | 107/86 | 2016-22 | 2016, 2018-22 |
| Jones, Dominique | TE | 46 | Shepherd | 2/0 | 2013 | |
| Jones, Doug | DB | 32 | Cal State - Northridge | 18/0 | 1973-74 | |
| Jones, Edgar | LB | 99 | Southeast Missouri | 16/0 | 2012 | |
| Jones, E.J. | RB | 48 | Kansas | 5/0 | 1985 | |
| Jones, Fred | LB | 96 | Florida State | 27/2 | 1987 | |
| Jones, Fred | WR | 80 | Grambling State | 41/5 | 1990-93 | |
| Jones, Fred | LB | 53 | Colorado | 2/0 | 2003-04 | |
| Jones, Hassan | WR | 81 | Florida State | 8/0 | 1993 | |
| Jones, Reggie | WR | 9, 11 | Louisiana State | 0/0 | 1997, 2001 | |
| Jones, Rod | TE | 81 | Washington | 5/1 | 1987-88 | |
| Jones, Ronald | RB | 2 | Southern California | 6/0 | 2022 | |
| Jones, Thomas | RB | 20 | Virginia | 32/18 | 2010-11 | 2010-11 |
| Jones, Victor | RB | 46 | Louisiana State | 1/0 | 1994 | |
| Jones, Willie | T | 73, 75 | Grambling State | 18/0 | 2000-02 | |
| Jordan, Akeem | LB | 55 | James Madison | 16/10 | 2013 | 2013 |
| Jozwiak, Brian | G | 73 | West Virginia | 28/2 | 1986-88 | |
| Julien, Jarmar | RB | 27 | San Jose State | 2/0 | 2002 | |
| Junkin, Mike | LB | 93 | Duke | 5/0 | 1989 | |
| K | | | | | | |
| Kaindoh, Joshua | DE | 59 | Florida State | 3/0 | 2021-22 | |
| Kaiser, Jason | CB | 24 | Culver-Stockton | 1/0 | 1998 | |
| Karlaftis, George | DE | 56 | Purdue | 17/17 | 2022 | 2022 |
| Kauahi, Kani | C | 65 | Hawaii | 16/0 | 1992 | |
| Kearney, Jim | DB | 46 | Prairie View | 115/112* | 1967-75 | 1968-75 |
| Kearney, Tim | LB | 50 | Northern Michigan | 14/0 | 1975 | |

| Player | Pos. | Jersey(s) Worn | College | GP/GS | Year(s) Played | Year(s) Started |
|-------------------|------|-------------------|-------------------------|---------|-------------------|--------------------|
| Keating, Tom | DT | 74 | Michigan | 23/16 | 1974-75 | 1974 |
| Keel, Mark | TE | 80 | Arizona | 7/1 | 1987 | |
| Kehl, Bryan | LB | 55 | Brigham Young | 3/0 | 2012 | |
| Keizer, Nick | TE | 48 | Grand Valley State | 16/3 | 2020 | |
| Kelce, Travis | TE | 87 | Cincinnati | 144/137 | 2013-22 | 2014-22 |
| Kellar, Bill | WR | 82 | Stanford | 5/0 | 1978 | |
| Kelley, Ed | DB | 44 | Texas | 14/-- | 1961 | |
| Kelly, Bobby | T | 70 | New Mexico State | 3/-- | 1967 | |
| Kelly, Colin | OL | 59 | Oregon State | 0/0 | 2013 | |
| Kemp, Marcus | WR | 19, 85 | Hawaii | 46/0 | 2017-22 | |
| Kenney, Bill | QB | 9 | Northern Colorado | 106/77 | 1979-88 | 1981-87 |
| Kennison, Eddie | WR | 87 | Louisiana State | 91/85 | 2001-07 | 2002-07 |
| Kershaw, William | LB | 52 | Maryland | 2/0 | 2006-07 | |
| Keyes, BoPete | CB | 29 | Tulane | 8/1 | 2020 | |
| Keyes, Leroy | RB | 23 | Purdue | 3/0 | 1973 | |
| Kilgore, Daniel | C | 67 | Appalachian State | 7/4 | 2020 | |
| King, Bruce | RB | 46 | Purdue | 20/7 | 1985-86 | 1985 |
| King, David | DT | 93 | Oklahoma | 3/0 | 2015-16 | |
| Kinnard, Darian | T | 75 | Kentucky | 1/0 | 2022 | |
| Kinney, Jeff | RB | 31 | Nebraska | 50/11 | 1972-76 | 1975 |
| Kirchbaum, Kelly | LB | 62 | Kentucky | 1/0 | 1980 | |
| Kirchner, Mark | T/G | 64 | Baylor | 5/1 | 1983 | |
| Klug, Dave | LB | 55 | Concordia (Minn.) | 26/2 | 1981-83 | |
| Knapp, Lindsay | G/T | 65 | Notre Dame | 2/0 | 1993-94 | |
| Knight, Sammy | S | 29 | Southern California | 32/32 | 2005-06 | 2005-06 |
| Koch, Pete | DE | 74 | Maryland | 38/0 | 1985-87 | 1986-87 |
| Koss, Stein | TE | 80 | Arizona State | 2/2 | 1987 | |
| Kpassagnon, Tanoh | DE | 92 | Villanova | 61/24 | 2017-20 | 2019-20 |
| Kragen, Greg | DT | 71 | Utah State | 16/2 | 1994 | |
| Kratzer, Dan | WR | 27 | Missouri Valley College | 1/0 | 1973 | |
| Kremer, Ken | NT | 91 | Ball State | 87/23 | 1979-84 | 1981-82 |
| Krieg, Dave | QB | 17 | Milton | 28/21 | 1992-93 | 1992 |
| Krisher, Bill | G | 64 | Oklahoma | 27/-- | 1960-61 | 1960-61 |
| Kubik, Brad | G | 67 | Missouri State | 0/0 | 1998-99 | |
| Kush, Eric | C | 64 | California (Pa.) | 3/1 | 2013-14 | |

| | | | | | | |
|-------------------|------|------------|------------------------|----------|---------------|---------------|
| LaChapelle, Sean | WR | 18 | UCLA | 12/8 | 1996 | 1996 |
| Lacy, Ken | RB | 40 | Tulsa | 20/5 | 1984-85, 1987 | |
| Ladd, Ernie | DT | 99 | Grambling State | 24/2* | 1967-68 | |
| LaGrand, Morris | RB | 45 | Tampa | 11/0 | 1975 | |
| Lammons, Chris | CB | 26, 29, 45 | South Carolina | 30/0 | 2020-22 | |
| Lampkin, Ashton | CB | 6 | Oklahoma State | 0/0 | 2017 | |
| Lane, Garcia | CB | 48 | Ohio State | 17/1 | 1985, 1987 | |
| Lane, MacArthur | RB | 42 | Utah State | 42/27 | 1975-78 | 1975-76 |
| Lane, Skip | CB/S | 26 | Mississippi | 1/0 | 1984 | |
| Langford, Reshard | S | 48 | Vanderbilt | 17/2 | 2009-11 | |
| Lanier, Willie | LB | 63 | Morgan State | 149/122* | 1967-77 | 1968-77 |
| Larpenter, Carl | G | 67 | Texas | 2/-- | 1962 | |
| Lathrop, Kit | DE | 70 | Arizona State | 16/0 | 1986 | |
| Law, Ty | CB | 24 | Michigan | 32/32 | 2006-07 | 2006-07 |
| Lawrence, Quinten | WR | 14 | McNeese State | 6/1 | 2009-10 | |
| Lee, Darron | LB | 50 | Ohio State | 16/2 | 2019 | |
| Lee, Elijah | LB | 44 | Kansas State | 5/0 | 2022 | |
| Lee, Jacky | QB | 15 | Cincinnati | 14/2 | 1967-69 | |
| Lee, Willie | DT | 78 | Bethune-Cookman | 28/13 | 1976-77 | 1977 |
| Leffew, Travis | T | 60 | Louisville | 0/0 | 2007 | |
| Leggett, Maurice | CB/S | 31 | Valdosta State | 22/4 | 2008-10 | |
| Lewis, Albert | CB | 29 | Grambling State | 150/128 | 1983-93 | 1984-93 |
| Lewis, Garry | CB | 21 | Alcorn State | 1/0 | 1993 | |
| Lewis, Kendrick | S | 23 | Mississippi | 53/50 | 2010-13 | 2010-13 |
| Lewis, Tahaun | CB | 21 | Nebraska | 9/0 | 1992 | |
| Liggett, Bob | DT | 62 | Nebraska | 7/1 | 1970 | |
| Lilja, Ryan | G | 65 | Kansas State | 45/45 | 2010-12 | 2010-12 |
| Lindstrom, Chris | DE | 60 | Boston University | 3/3 | 1987 | |
| Lindstrom, Dave | DE | 71 | Boston University | 118/28 | 1978-85 | 1980, '82 |
| Linkenbach, Jeff | OL | 74 | Cincinnati | 16/3 | 2014 | |
| Lingner, Adam | C | 51, 62 | Illinois | 76/1 | 1983-86, 1988 | |
| Little, Dave | TE | 84 | Middle Tennessee State | 10/1 | 1984 | |
| Livingston, Mike | QB | 10 | SMU | 91/74 | 1968-79 | 1969, 1973-78 |
| Lloyd, Jeff | NT | 74 | West Texas State | 16/4 | 1978 | |
| Logan, Bennie | DT | 96 | Louisiana State | 15/12 | 2017 | 2017 |
| Lockett, Kevin | WR | 81 | Kansas State | 54/6 | 1997-00 | |
| Lohmeyer, John | DE | 87 | Emporia State | 41/15 | 1973, 1975-77 | |
| Lokey, Derek | DT | 69 | Texas | 3/0 | 2008-09 | |
| Long, Khari | DE | 95 | Baylor | 1/0 | 2005 | |

| Player | Pos. | Jersey(s) Worn | College | GP/GS | Year(s) Played | Year(s) Started |
|-----------------|------|-------------------|-------------------|----------|-------------------|--------------------|
| Long, Kyle | OL | 69 | Oregon | 0/0 | 2021 | |
| Long, Lance | WR | 17 | Mississippi State | 7/1 | 2009 | |
| Longmire, Sam | DB | 15 | Purdue | 5/0* | 1967-68 | |
| Lothamer, Ed | DT | 82 | Michigan State | 88/12* | 1964-69, 1971-72 | 1965-68 |
| Love, Kyle | DT | 99 | Mississippi State | 1/0 | 2013 | |
| Loveall, Calvin | CB | 38 | Idaho | 4/0 | 1988 | |
| Lovett, John | FB | 40 | Princeton | 0/0 | 2019 | |
| Lowe, Paul | RB | 26 | Oregon State | 8/0 | 1968-69 | |
| Lowery, Nick | K | 8 | Dartmouth | 212/0 | 1980-93 | 1980-93** |
| Lucas, Jordan | S | 24 | Penn State | 30/4 | 2018-19 | |
| Lutz, David | G/T | 72 | Georgia Tech | 139/123 | 1983-92 | 1983-87, 1989-92 |
| Lynch, Jim | LB | 51 | Notre Dame | 151/137* | 1967-77 | 1968-77 |

M

| | | | | | | |
|-----------------------|-------|--------|-----------------------|---------|---------------|---------------|
| Maas, Bill | NT/DE | 63 | Pittsburgh | 116/111 | 1984-92 | 1984-91 |
| Mack, Cedric | CB | 40 | Baylor | 1/0 | 1992 | |
| Macklin, David | CB | 34 | Penn State | 4/0 | 2008 | |
| Maclin, Jeremy | WR | 19 | Missouri | 27/27 | 2015-16 | 2015-16 |
| Maczuzak, John | DT | 72 | Pittsburgh | 1/-- | 1964 | |
| Maddox, Bob | DE | 75 | Frostburg State | 14/12 | 1975-76 | |
| Magee, Alex | DE | 71 | Purdue | 17/1 | 2009-10 | |
| Mahomes, Patrick | QB | 15 | Texas Tech | 80/80 | 2017-22 | 2018-22 |
| Malone, Darrell | CB | 42 | Jacksonville State | 4/0 | 1992 | |
| Mandley, Pete | WR | 89 | Northern Arizona | 18/14 | 1989-90 | 1989 |
| Maneri, Steve | T/TE | 68, 87 | Temple | 19/9 | 2011-12 | 2012 |
| Mangiero, Dino | NT | 74 | Rutgers | 47/12 | 1980-83 | 1983 |
| Manuel, Sean | TE | 95 | New Mexico State | 0/0 | 1998 | |
| Manumaleuga, Frank | LB | 54 | San Jose State | 35/29 | 1979-81 | 1979-80 |
| Manusky, Greg | LB | 51 | Colgate | 96/6 | 1994-99 | |
| March-Lillard, Justin | LB | 59 | Akron | 5/5 | 2015-16 | |
| Marsalis, Jim | CB | 40 | Tennessee State | 78/62 | 1969-75 | 1969-72 |
| Marshall, Henry | WR | 89 | Missouri | 165/135 | 1976-87 | 1976-86 |
| Marshall, Larry | DB | 22 | Maryland | 23/0 | 1972-73, 1978 | |
| Martin, Chris | LB | 57 | Auburn | 68/59 | 1988-92 | 1989-92 |
| Martin, Dave | LB | 58 | Notre Dame | 2/0 | 1968 | |
| Martin, Don | CB | 47 | Yale | 14/3 | 1975 | |
| Martin, Eric | WR | 85 | Louisiana State | 10/1 | 1994 | |
| Martin, Ingle | QB | 15 | Furman | 0/0 | 2008 | |
| Martin, Josh | LB/DE | 95 | Columbia (N.Y.) | 19/1 | 2013-14 | |
| Martin, Steve | DT | 90 | Missouri | 16/0 | 2000 | |
| Marts, Lonnie | LB | 51 | Tulane | 47/20 | 1991-93 | 1993 |
| Maslowski, Mike | LB | 57 | Wisconsin - La Crosse | 65/31 | 1999-04 | 2000, 2002-03 |
| Masters, Billy | TE | 84 | Louisiana State | 24/23 | 1975-76 | 1975-76 |
| Mathieu, Tyrann | S | 32 | Louisiana State | 47/47 | 2019-21 | 2019-21 |
| Matthews, Steve | QB | 15 | Memphis | 0/0 | 1994-96 | |
| Mattison, Bryan | C | 64 | Iowa | 4/0 | 2012 | |
| Matuszak, John | DT | 79 | Tampa | 22/20 | 1974-75 | 1975 |
| Mauga, Josh | LB | 90 | Nevada | 30/30 | 2014-16 | 2014-15 |
| Maxey, Marcus | CB | 45 | Miami (Fla.) | 1/0 | 2006 | |
| Mays, Corey | LB | 51 | Notre Dame | 30/13 | 2009-10 | 2009 |
| Mays, Jerry | DT/DE | 75 | SMU | 140/42* | 1961-70 | 1962-70 |
| Mays, Joe | LB | 53 | North Dakota State | 8/3 | 2014 | |
| McAlister, Ken | LB | 94 | San Francisco | 19/11 | 1984-87 | 1984 |
| McBride, Turk | DE/LB | 90 | Tennessee | 25/10 | 2007-09 | 2008 |
| McCabe, Jerry | LB | 92 | Holy Cross | 3/1 | 1988 | |
| McCann, Jim | P | 5 | Arizona State | 3/0 | 1975 | |
| McCarthy, Kyle | DB | 41 | Notre Dame | 0/0 | 2012 | |
| McCarty, Mickey | TE | 81 | TCU | 3/0 | 1969 | |
| McClain, Le'Ron | FB | 44 | Alabama | 16/10 | 2011 | 2011 |
| McClain, Terrell | DT | 69 | South Florida | 2/0 | 2019 | |
| McCleary, Norris | DT | 71, 75 | East Carolina | 13/0 | 2000-01 | |
| McClellion, Central | CB | 22 | Ohio State | 0/0 | 2002 | |
| McCleon, Dexter | CB | 22 | Clemson | 40/27 | 2003-05 | 2003-04 |
| McClinton, Curtis | RB | 32 | Kansas | 107/1* | 1962-69 | 1962-67 |
| McCluster, Dexter | WR | 22 | Mississippi | 48/22 | 2010-13 | |
| McCoy, LeSean | RB | 25 | Pittsburgh | 13/9 | 2019 | 2019 |
| McCray, Kelcie | S | 24 | Arkansas State | 16/0 | 2014 | |
| McDaniels, Pellom | DE | 77 | Oregon State | 74/14 | 1993-98 | |
| McDougald, Bradley | S | 48 | Kansas | 1/0 | 2013 | |
| McDuffie, Trent | CB | 21 | Washington | 11/11 | 2022 | 2022 |
| McElroy, Reggie | T | 70 | West Texas State | 8/1 | 1993 | |
| McGlockton, Chester | DT | 75 | Clemson | 41/40 | 1998-00 | 1998-00 |
| McGlynn, Mike | G | 75 | Pittsburgh | 14/13 | 2014 | 2014 |
| McGovern, Rob | LB | 50 | Holy Cross | 27/0 | 1989-90 | |
| McGrath, Sean | TE | 84 | Henderson State | 16/11 | 2013 | 2013 |
| McGraw, Jon | S | 47 | Kansas State | 65/23 | 2007-11 | 2009, 2011 |

| Player | Pos. | Jersey(s) Worn | College | GP/GS | Year(s) Played | Year(s) Started |
|--------------------|------|-------------------|--------------------------|-------|-------------------|--------------------|
| McIntosh, Damion | T | 77 | Kansas State | 31/31 | 2007-08 | 2007-08 |
| McKenzie, Kahlil | G | 66 | Tennessee | 0/0 | 2018 | |
| McKinney, Odis | S | 21 | Colorado | 5/1 | 1985 | |
| McKinnon, Jerick | RB | 1 | Georgia Southern | 30/0 | 2021-22 | |
| McKnight, Joe | RB | 22 | Southern California | 2/0 | 2014 | |
| McKnight, Ted | RB | 22 | Minnesota - Duluth | 65/49 | 1977-81 | 1978-80 |
| McLean, Ron | NT | 62 | Cal State - Fullerton | 6/0 | 1988 | |
| McManus, Danny | QB | 14 | Florida State | 1/0 | 1988 | |
| McMillan, Erik | S | 24 | Missouri | 1/0 | 1993 | |
| McMillian, Mark | CB | 29 | Alabama | 32/12 | 1997-98 | 1998 |
| McNair, Todd | RB | 48 | Temple | 90/8 | 1989-93, 1996 | |
| McNeil, Pat | RB | 45 | Baylor | 13/0 | 1976-77 | |
| McQuay, Leon | S | 34 | Southern California | 1/1 | 2017-18 | |
| McRae, Jerrold | WR | 83 | Tennessee State | 4/0 | 1978 | |
| McVea, Warren | RB | 6 | Houston | 44/5 | 1969-73 | |
| Medlock, Justin | K | 7 | UCLA | 1/0 | 2007 | |
| Meisner, Greg | DE | 69 | Pittsburgh | 28/0 | 1989-90 | |
| Menzie, De'Quan | DB | 49 | Alabama | 0/0 | 2012 | |
| Mercer, Mike | K | 15 | Northern Arizona | 10/0 | 1966 | 1966** |
| Merritt, Michael | TE | 45 | Central Florida | 0/0 | 2008 | |
| Merz, Curt | G/DE | 64 | Iowa | 92/1* | 1962-68 | 1962-67 |
| Meyers, Jerry | DE | 79 | Northern Illinois | 2/0 | 1980 | |
| Mickell, Darren | DE | 92 | Florida | 45/19 | 1992-95 | 1994-95 |
| Millard, Trey | FB | 40 | Oklahoma | 0/0 | 2016 | |
| Miller, Bill | E | 82 | Miami (Fla.) | 14/-- | 1962 | |
| Miller, Cleophus | RB | 30 | Arkansas - Pine Bluff | 20/13 | 1974-75 | |
| Miller, Gabe | LB | 51 | Oregon State | 0/0 | 2011 | |
| Miller, Paul | DE | 86 | Louisiana State | 28/-- | 1960-61 | 1960-61 |
| Miller, Roy | DT | 98 | Texas | 7/0 | 2017 | |
| Milo, Ray | S | 27 | New Mexico State | 1/0 | 1978 | |
| Mims, David | OL | 70 | Virginia Union | 0/0 | 2011 | |
| Mincy, Charles | S | 42 | Washington | 48/27 | 1991-94 | 1992 |
| Minnis, Marvin | WR | 81 | Florida State | 15/11 | 2001-02 | 2001 |
| Mitchell, Kawika | LB | 50 | South Florida | 59/50 | 2003-06 | 2003-06 |
| Mitchell, Terrance | CB | 39 | Oregon | 22/11 | 2016-17 | 2017 |
| Mitchell, Willie | DB | 22 | Tennessee State | 87/9* | 1964-71 | 1965-68 |
| Moeaki, Tony | TE | 81 | Iowa | 30/29 | 2010-13 | 2010, 2012 |
| Montagne, Dave | WR | 87 | Oregon State | 3/2 | 1987 | |
| Montana, Joe | QB | 19 | Notre Dame | 25/25 | 1993-94 | 1993-94 |
| Moon, Warren | QB | 1 | Washington | 3/1 | 1999-00 | |
| Moore, Matt | QB | 8 | Oregon State | 6/2 | 2019-20 | |
| Moore, Skyy | WR | 24 | Western Michigan | 16/3 | 2022 | |
| Moore, Sio | LB | 54 | Connecticut | 1/0 | 2016 | |
| Moorman, Mo | G | 76 | Texas A&M | 72/69 | 1968-73 | 1968-72 |
| Moreau, Frank | RB | 46 | Louisville | 11/0 | 2000 | 2000 |
| Morgado, Arnold | RB | 21 | Hawaii | 52/14 | 1977-80 | 1978 |
| Morgan, DaJuan | S | 38 | North Carolina State | 28/2 | 2008-09 | |
| Moriarty, Larry | RB | 32 | Notre Dame | 31/8 | 1986-88 | |
| Morris, Bam | RB | 39 | Texas Tech | 22/14 | 1998-99 | 1999 |
| Morris, Donnie Joe | RB | 22 | North Texas | 3/0 | 1974 | |
| Morris, Michael | C | 68 | Truman State | 5/0 | 1989 | |
| Morris, Sylvester | WR | 84 | Jackson State | 15/14 | 2000-03 | 2000 |
| Morse, Mitch | C | 61 | Missouri | 49/49 | 2015-18 | 2015-18 |
| Morton, Johnnie | WR | 80 | Southern California | 43/42 | 2002-04 | 2002-04 |
| Moser, Rick | RB | 39 | Rhode Island | 1/0 | 1981 | |
| Moses, Dezman | LB | 54 | Tulane | 29/0 | 2013-16 | |
| Moten, Gary | LB | 53 | SMU | 1/0 | 1987 | |
| Mumphrey, Lloyd | DE | 91 | Mississippi Valley State | 3/2 | 1987 | |
| Munyer, Daniel | OL | 64 | Colorado | 1/0 | 2015 | |
| Murphy, James | WR | 80 | Utah State | 10/0 | 1981 | |
| Murphy, Montez | DE | 72 | Baylor | 1/0 | 2006 | |
| Murphy, Nick | P | 4 | Arizona State | 2/0 | 2004 | |
| Murphy, Yo | WR | 17 | Idaho | 0/0 | 2002 | |
| Murray, Aaron | QB | 7 | Georgia | 0/0 | 2014-15 | |
| Murray, Eddie | K | 2 | Tulane | 1/0 | 1992 | |
| Murray, Eric | DB | 21 | Minnesota | 45/11 | 2016-18 | 2017-18 |
| Murray, Jimmy | C | 67 | Holy Cross | 2/0 | 2018 | |

N

| | | | | | | |
|--------------------------|-----|----|-----------------|-------|---------|---------|
| Napier, Walter (Buffalo) | DT | 76 | Paul Quinn | 20/-- | 1960-61 | 1960 |
| Nash, Kenny | WR | 85 | San Jose State | 1/0 | 1987 | |
| Ndukwe, Ikechuku | G/T | 60 | Northwestern | 12/3 | 2009 | |
| Nelson, Mark | T | 70 | Bowling Green | 1/0 | 1987 | |
| Nelson, Steven | CB | 20 | Oregon State | 52/37 | 2015-18 | 2016-18 |
| Nelson, Teddy | CB | 49 | UNLV | 3/3 | 1987 | |
| Newsome, Jamar | WR | 84 | Central Florida | 6/2 | 2012 | |

| Player | Pos. | Jersey(s) Worn | College | GP/GS | Year(s) Played | Year(s) Started |
|----------------------|------|-------------------|----------------------|-------|-------------------|--------------------|
| Newson, Tony | LB | 66, 97 | Utah State | 4/0 | 2002 | |
| Newton, Tim | DT | 96 | Florida | 16/0 | 1993-94 | |
| Niang, Lucas | T | 67 | TCU | 19/9 | 2021-22 | 2021 |
| Nicholson, Jim | T | 70 | Michigan State | 72/62 | 1974-79 | 1974-77, 1979 |
| Nicolas, Dadi | LB | 52 | Virginia Tech | 11/0 | 2016-17 | |
| Niemann, Ben | LB | 56 | Iowa | 62/12 | 2018-21 | |
| Niswanger, Rudy | C | 64 | Louisiana State | 56/31 | 2006-10 | 2008-09 |
| Nix, Doyle | DB | 25 | SMU | 11/-- | 1961 | |
| Nnadi, Derrick | DT | 91 | Florida State | 81/69 | 2018-22 | 2018-22 |
| Nott, Mike | QB | 7 | Santa Clara | 1/0 | 1976 | |
| Nottage, Dexter | DE | 94 | Florida A&M | 1/0 | 1997 | |
| Novak, Nick | K | 9 | Maryland | 6/0 | 2008 | |
| Nunez-Roches, Rakeem | DL | 99 | Southern Mississippi | 29/16 | 2015-17 | 2017 |
| Nunnery, R.B. | DT | 68 | Louisiana State | 6/-- | 1960 | |

O

| | | | | | | |
|----------------------|------|--------|---------------------|-------|---------|---------|
| Oates, Brad | T | 72 | Brigham Young | 1/0 | 1980-81 | |
| O'Callaghan, Ryan | T | 75 | California | 25/13 | 2009-11 | 2009 |
| O'Connell, Jake | TE | 85 | Miami (Ohio) | 35/8 | 2009-12 | |
| Ochi, Victor | LB | 54 | Stony Brook | 0/0 | 2016 | |
| O'Daniel, Dorian | LB | 44 | Clemson | 58/1 | 2018-21 | |
| Odom, Ricky | S | 38 | Southern California | 8/0 | 1978 | |
| Ogbah, Emmanuel | DE | 90 | Oklahoma State | 10/4 | 2019 | |
| Okafor, Alex | DE | 57, 97 | Texas | 38/9 | 2019-21 | 2019 |
| Okoye, Christian | RB | 35 | Azusa Pacific | 79/65 | 1987-92 | 1987-91 |
| Olderman, Bob | G | 64 | Virginia | 16/14 | 1985 | 1985 |
| Olenchak, John | C/LB | 63 | Stanford | 10/0 | 1981-82 | |
| Oliver, Muhammed | CB | 26 | Oregon | 2/0 | 1993 | |
| Olsen, Orrin | C/G | 52 | Brigham Young | 14/0 | 1976 | |
| Omameh, Patrick | G | 60 | Michigan | 1/1 | 2020 | |
| O'Neal, Andre | LB | 52 | Marshall | 13/0 | 2000-01 | |
| O'Neal, Leslie | DE | 91 | Oklahoma State | 32/23 | 1998-99 | 1998-99 |
| Orchard, Nate | LB | 54 | Utah | 1/0 | 2018 | |
| Oriard, Mike | C | 50 | Notre Dame | 42/1 | 1970-73 | |
| Orton, Kyle | QB | 8 | Purdue | 4/3 | 2011 | |
| O'Shaughnessy, James | TE | 80 | Illinois State | 23/6 | 2015-16 | |
| Osemele, Kelechi | G | 70 | Iowa State | 5/5 | 2020 | 2020 |
| Osiecki, Sandy | QB | 11 | Arizona State | 4/0 | 1984 | |
| Osley, Willie | DB | 47 | Illinois | 3/0 | 1974 | |
| Otis, Jim | RB | 35 | Ohio State | 23/0 | 1971-72 | |
| Owens, Chris | CB | 20 | San Jose State | 11/3 | 2014 | |
| Owens, Ritchie | DE | 97 | Lehigh | 24/1 | 2001-02 | |

P

| | | | | | | |
|--------------------|-------|--------|-------------------------|--------|---------------|---------|
| Pacheco, Isiah | RB | 10 | Rutgers | 17/11 | 2022 | 2022 |
| Page, Jarrad | S | 44 | UCLA | 53/39 | 2006-09 | 2007-08 |
| Paige, Stephone | WR | 83 | Fresno State | 125/81 | 1983-91 | 1985-90 |
| Paine, Jeff | LB | 95 | Texas A&M | 26/8 | 1984-85 | |
| Palewicz, Al | LB | 57 | Miami (Fla.) | 36/0 | 1973-75 | |
| Palko, Tyler | QB | 4 | Pittsburgh | 8/4 | 2010-11 | |
| Palmer, Gery | G | 73 | Kansas | 2/2 | 1975 | |
| Palmer, Paul | RB | 26 | Temple | 27/12 | 1987-88 | 1988 |
| Parker, Anthony | CB | 41 | Arizona State | 2/0 | 1991 | |
| Parker, Brian | TE | 82 | Albany | 9/0 | 2015 | |
| Parker, Glenn | G/T | 62 | Arizona | 42/41 | 1997-99 | 1997-99 |
| Parker, Kerry | CB | 44 | Grambling State | 15/0 | 1984 | |
| Parker, Larry | WR | 80 | Southern California | 38/4 | 1999-01 | |
| Parker, Robert | RB | 43 | Brigham Young | 3/2 | 1987 | |
| Parker, Ron | DB | 38 | Newberry | 94/77 | 2013-18 | 2014-18 |
| Parker, Samie | WR | 18 | Oregon | 47/31 | 2004-07 | 2005-07 |
| Parks, Nate | T | 72 | Stanford | 1/0 | 1997 | |
| Parrish, Don | NT | 61 | Pittsburgh | 71/51 | 1978-82 | 1978-81 |
| Parquet, Jeremy | T | 72 | Southern Mississippi | 0/0 | 2005 | |
| Parten, Ty | DT | 91, 97 | Arizona | 36/6 | 1997-00 | |
| Patterson, Dimitri | CB | 22 | Tuskegee | 20/0 | 2007-08 | |
| Patton, Marvcus | LB | 53 | UCLA | 64/61 | 1999-02 | 1999-02 |
| Paul, Whitney | DE/LB | 53 | Colorado | 87/71 | 1976-81, 1986 | 1976-80 |
| Payton, Eddie | KR | 34 | Jackson State | 14/0 | 1978 | |
| Pearson, Aaron | LB | 96 | Mississippi State | 43/19 | 1986-88 | 1987-88 |
| Pearson, Barry | WR | 85 | Northwestern | 36/19 | 1974-76 | 1975 |
| Pearson, Jayce | CB | 24 | Washington | 90/27 | 1986-92 | 1991 |
| Peay, Francis | T | 75 | Missouri | 19/10 | 1973-74 | 1973 |
| Pelluer, Steve | QB | 11 | Washington | 18/3 | 1989-91 | |
| Penn, Chris | WR | 81 | Tulsa | 26/16 | 1994-96 | 1996 |
| Pennel, Mike | DT | 64 | Colorado State - Pueblo | 22/1 | 2019-20 | |

| Player | Pos. | Jersey(s) Worn | College | GP/GS | Year(s) Played | Year(s) Started |
|---------------------|------|-------------------|---------------------|--------|-------------------|--------------------|
| Pennington, Durwood | K | 1 | Georgia | 3/0 | 1962 | |
| Perez, Joe | WR | 12 | Murray State | 0/0 | 2000 | |
| Perkins, Horace | CB | 20 | Colorado | 16/0 | 1979 | |
| Perriman, Brett | WR | 85 | Miami (Fla.) | 5/4 | 1997 | |
| Perry, Ed | TE | 48 | James Madison | 6/0 | 2005 | |
| Perry, Michael Dean | DT | 95 | Clemson | 1/0 | 1997 | |
| Person, Mike | OL | 68 | Montana State | 0/0 | 2016 | |
| Peters, Marcus | CB | 22 | Washington | 45/45 | 2015-17 | 2015-17 |
| Peterson, Bill | LB | 55 | San Jose State | 14/9 | 1975 | 1975 |
| Peterson, Cal | LB | 50 | UCLA | 43/14 | 1979-81 | |
| Peterson, Todd | K | 2 | Georgia | 27/0 | 2000-01 | 2000-01** |
| Petry, Stan | CB | 45 | TCU | 34/1 | 1989-91 | |
| Phillips, Joe | DT | 75 | SMU | 91/89 | 1992-97 | 1992-97 |
| Pickens, Bruce | CB | 39 | Nebraska | 3/0 | 1993 | |
| Pierre-Louis, Kevin | LB | 57 | Boston College | 14/0 | 2017 | |
| Pietrzak, Jim | C | 62 | Eastern Michigan | 2/0 | 1987 | |
| Pile, Willie | S | 35 | Virginia Tech | 16/5 | 2004 | |
| Pimentel, Mickey | LB | 52 | California | 0/0 | 2007 | |
| Pippens, Woodie | RB | 41 | Thiel College | 2/0 | 1987 | |
| Piscitelli, Sabby | S | 42 | Oregon State | 16/2 | 2011 | |
| Pitoitua, Ropati | DE | 75 | Washington State | 15/10 | 2012 | 2012 |
| Pitts, Frank | WR | 25 | Southern | 74/33* | 1965-71 | 1968-70 |
| Ply, Bobby | DB | 14 | Baylor | 73/-- | 1962-67 | |
| Podolak, Ed | RB | 14 | Iowa | 104/66 | 1969-77 | 1970-74, 1976-77 |
| Poe, Dontari | NT | 92 | Memphis | 78/76 | 2012-16 | 2012-16 |
| Pollard, Bernard | S | 49 | Purdue | 48/31 | 2006-08 | 2007-08 |
| Pope, Daniel | P | 13 | Alabama | 16/0 | 1999 | 1999** |
| Pope, Leonard | TE | 45 | Georgia | 45/24 | 2009-11 | 2009, 2011 |
| Popson, Ted | TE | 48 | Portland State | 25/13 | 1997-98 | 1997 |
| Porter, Kevin | S | 27 | Auburn | 76/53 | 1988-92 | 1988-91 |
| Porter, Lewis | E | 26 | Southern | 5/1 | 1970 | |
| Potter, Steve | LB | 58 | Virginia | 16/1 | 1983 | |
| Powe, Jerrell | NT | 95, 99 | Mississippi | 11/1 | 2011-13 | |
| Powell, Cornell | WR | 14 | Clemson | 3/0 | 2022 | |
| Powers, Clyde | S | 29 | Oklahoma | 1/0 | 1978 | |
| Prater, Dean | DE | 79 | Oklahoma State | 18/1 | 1982-83 | |
| Price, Maurice | WR | 17 | Charleston Southern | 0/0 | 2007-08 | |
| Price, Ricky | S | 35 | Oklahoma State | 9/0 | 2009-10 | |
| Pricer, Bill | RB | 33 | Oklahoma | 6/-- | 1961 | |
| Pringle, Byron | WR | 13 | Kansas State | 46/8 | 2019-21 | |
| Printers, Casey | QB | 7 | Florida A&M | 0/0 | 2006 | |
| Proby, Bryan | DT | 67 | Arizona State | 3/0 | 1995 | |
| Prudhomme, Remi | G | 65 | Louisiana State | 28/0 | 1968-69 | |
| Pruitt, Mike | RB | 43 | Purdue | 25/23 | 1985-86 | 1985-86 |
| Pughsley, Jarrod | OL | 60 | Akron | 2/0 | 2015 | |
| Pupunu, Alfred | TE | 85 | Weber State | 1/0 | 1997 | |

Q

| | | | | | | |
|-----------------|----|----|------------------------|------|---------|------|
| Quinn, Brady | QB | 9 | Notre Dame | 10/8 | 2012 | 2012 |
| Quinn, Jonathan | QB | 12 | Middle Tennessee State | 1/0 | 2002-03 | |

R

| | | | | | | |
|------------------|----|--------|-------------------------|-------|---------------|---------|
| Radecic, Scott | LB | 97 | Penn State | 48/31 | 1984-86 | 1985-86 |
| Ragland, Reggie | LB | 59 | Alabama | 42/32 | 2017-19 | 2017-18 |
| Randle, Ervin | LB | 55 | Baylor | 20/6 | 1991-92 | 1992 |
| Ranglin, Rich | OL | 67 | Central Connecticut St. | 0/0 | 2012 | |
| Rankin, Martinas | T | 74 | Mississippi State | 7/6 | 2019-20 | |
| Ransom, Derrick | DT | 95 | Cincinnati | 56/26 | 1998-02 | 2001-02 |
| Rasley, Rocky | G | 66 | Oregon State | 11/8 | 1975 | 1975 |
| Rayner, Dave | K | 6 | Michigan State | 10/0 | 2007 | 2007** |
| Reamon, Tommy | RB | 21 | Missouri | 11/4 | 1976 | 1976 |
| Reardon, Kerry | CB | 15 | Iowa | 58/26 | 1971-76 | 1975-76 |
| Reaser, Keith | CB | 20, 40 | Florida Atlantic | 1/0 | 2017, 2019 | |
| Rebstock, Pete | WR | 6 | Colorado State | 0/0 | 2002 | |
| Reed, James | DT | 92 | Iowa State | 19/15 | 2006-07 | 2006 |
| Reed, Jarran | DT | 90 | Alabama | 17/17 | 2021 | 2021 |
| Reed, Tony | RB | 32 | Colorado | 56/42 | 1977-80 | 1977-80 |
| Reese, Allen | DT | 97 | Kansas State | 2/0 | 2003 | |
| Reese, Jerry | S | 31 | Oklahoma | 21/7 | 1979-80 | 1979 |
| Reeves, Jacques | CB | 35 | Purdue | 2/1 | 2012 | |
| Reid, Jah | OL | 75 | Central Florida | 22/11 | 2015-16 | 2015 |
| Reid, Justin | S | 20 | Stanford | 17/17 | 2022 | 2022 |
| Reiter, Austin | C | 61, 62 | South Florida | 42/32 | 2018-20, 2022 | 2019-20 |
| Remmers, Mike | T | 75 | Oregon State | 17/12 | 2020-21 | 2020 |
| Revis, Darrelle | CB | 24 | Pittsburgh | 5/2 | 2017 | |

| Player | Pos. | Jersey(s) Worn | College | GP/GS | Year(s) Played | Year(s) Started |
|---------------------|-------|-------------------|------------------------|---------|-------------------|--------------------|
| Reyes, Kendall | DL | 98 | Connecticut | 10/0 | 2016 | |
| Reynolds, Al | G | 60 | Tarkio | 98/-- | 1960-67 | 1962-64 |
| Rice, Andrew | DT | 58 | Texas Southern | 18/-- | 1966-67 | 1966 |
| Richardson, Barry | T | 67 | Clemson | 48/33 | 2008-11 | 2010-11 |
| Richardson, Gloster | WR | 30 | Jackson State | 51/28* | 1967-70 | 1967-69 |
| Richardson, Mike | CB | 23, 30 | Notre Dame | 11/1 | 2009-10 | |
| Richardson, Tony | FB | 49 | Auburn | 163/96 | 1995-05 | 1999-05 |
| Ricketts, Tom | G | 64 | Pittsburgh | 3/0 | 1993 | |
| Ricks, Lawrence | RB | 42 | Michigan | 17/0 | 1983-84 | |
| Ricks, Mikhael | WR/TE | 85 | Stephen F. Austin | 17/0 | 2000-01 | |
| Riley, Victor | T | 66 | Auburn | 55/52 | 1998-01 | 1998-00 |
| Rison, Andre | WR | 89 | Michigan State | 45/43 | 1997-99 | 1997-99 |
| Roaf, Willie | T | 77 | Louisiana Tech | 58/58 | 2002-05 | 2002-05 |
| Roberts, Alfredo | TE | 87 | Miami (Fla.) | 48/22 | 1988-90 | 1988, 1990 |
| Robinson, Demarcus | WR | 11, 14 | Florida | 97/41 | 2016-21 | 2017, 2019-21 |
| Robinson, Dunta | CB | 21 | South Carolina | 8/2 | 2013 | |
| Robinson, Johnny | S/HB | 42 | Louisiana State | 164/56* | 1960-71 | 1960-71 |
| Robinson, Kevin | WR | 14 | Utah State | 8/0 | 2008 | |
| Robinson, Mark | S | 30 | Penn State | 48/7 | 1984-87 | |
| Roche, Brian | TE | 85 | San Jose State | 4/1 | 1998 | |
| Rochester, Paul | DT | 72 | Michigan State | 48/-- | 1960-63 | 1961-63 |
| Rogers, Justin | LB | 55 | SMU | 1/0 | 2009 | |
| Rogers, Steve | T | 77 | Brigham Young | 3/0 | 1987 | |
| Rogers, Tracy | LB | 52 | Fresno State | 75/19 | 1990-96 | 1993 |
| Rome, Stan | WR | 87 | Clemson | 42/4 | 1979-82 | |
| Romeo, Tony | E | 80 | Florida State | 14/-- | 1961 | |
| Roquemore, Durwood | CB | 38 | Texas A&M - Kingsville | 24/3 | 1982-83 | |
| Rosdahl, Hatch | DE | 76 | Penn State | 28/-- | 1964-66 | |
| Rose, Donovan | CB | 27 | Hampton | 7/0 | 1980 | |
| Ross, Derrick | RB | 39 | Tarleton State | 7/0 | 2006 | |
| Ross, Justyn | WR | 8 | Clemson | 0/0 | 2022 | |
| Ross, Kevin | CB | 31 | Temple | 156/144 | 1984-93, 1997 | 1984-93 |
| Ross, Louis | DE | 75 | South Carolina State | 1/0 | 1975 | |
| Rourke, Jim | G | 70 | Boston College | 64/20 | 1980-84, 1986 | 1980, 1984 |
| Routt, Stanford | CB | 26 | Houston | 7/7 | 2012 | |
| Rozumek, Dave | LB | 55 | New Hampshire | 45/16 | 1976-79 | 1978 |
| Rucker, Keith | DT | 96 | Ohio Wesleyan | 0/0 | 1997 | |
| Rucker, Martin | TE | 82, 83 | Missouri | 0/0 | 2012 | |
| Rudnay, Jack | C | 58 | Northwestern | 178/171 | 1970-82 | 1970-82 |
| Rush, Bob | C | 53 | Memphis | 47/47 | 1983-85 | 1983-85 |
| Ryan, Sean | TE | 89 | Boston College | 10/8 | 2009 | |

S

| | | | | | | |
|--------------------|-----|--------|------------------------|---------|---------|-----------|
| Sadowski, Troy | TE | 87 | Georgia | 14/1 | 1991 | |
| Saleaumua, Dan | DT | 97 | Arizona State | 125/117 | 1989-96 | 1989-96 |
| Sally, Jerome | NT | 70 | Missouri | 3/2 | 1988 | |
| Sampson, Kevin | T | 79 | Syracuse | 16/7 | 2004-06 | |
| Samuels, Tony | TE | 86 | Bethune-Cookman | 50/19 | 1977-80 | 1979 |
| Sams, B.J. | KR | 30 | McNeese State | 3/0 | 2008 | |
| Sanders, Clarence | LB | 50 | Cincinnati | 16/1 | 1978 | |
| Sandidge, Tim | DT | 73 | Virginia Tech | 0/0 | 2006 | |
| Sands, Terdell | DT | 91 | UT - Chattanooga | 0/0 | 2001 | |
| Sankey, Bishop | RB | 30 | Washington | 0/0 | 2016 | |
| Santos, Cairo | K | 5 | Tulane | 53/0 | 2014-17 | 2014-16** |
| Sapp, Benny | CB | 20 | Northern Iowa | 56/6 | 2004-07 | |
| Savage, Dantrell | RB | 29 | Oklahoma State | 13/0 | 2008-09 | |
| Saxon, James | RB | 21, 45 | San Jose State | 54/6 | 1988-91 | |
| Sauerbrun, Todd | P | 5 | West Virginia | 16/0 | 2000 | 2000** |
| Saunders, Khalen | DT | 99 | Western Illinois | 38/5 | 2019-22 | |
| Saxton, James | HB | 10 | Texas | 13/-- | 1962 | |
| Scandrick, Orlando | CB | 22 | Boise State | 15/7 | 2018 | 2018 |
| Scanlon, Rich | LB | 55, 91 | Syracuse | 31/0 | 2004-06 | |
| Schwartz, Geoff | G/T | 74 | Oregon | 16/7 | 2013 | 2013 |
| Schwartz, Mitchell | T | 71 | California | 134/134 | 2016-20 | 2016-20 |
| Scott, Todd | S | 47 | Southwestern Louisiana | 10/0 | 1997 | |
| Scott, Willie | TE | 81 | South Carolina | 72/36 | 1981-85 | 1983-84 |
| Seals, George | DT | 67 | Missouri | 24/2 | 1972-73 | |
| Seals-Jones, Ricky | TE | 83 | Texas A&M | 2/0 | 2020 | |
| Sellers, Goldie | DB | 20 | Grambling State | 28/6 | 1968-69 | |
| Senat, Greg | T | 70 | Wagner | 0/0 | 2019 | |
| Sensibaugh, Mike | S | 20 | Ohio State | 63/55 | 1971-75 | 1972-75 |
| Seurer, Frank | QB | 10 | Kansas | 9/2 | 1986-87 | |
| Sharpe, Montique | DT | 61 | Wake Forest | 5/0 | 2003 | |
| Shaw, Dennis | QB | 12 | San Diego State | 1/0 | 1978 | |
| Shaw, Josh | S | 30 | Southern California | 4/0 | 2018 | |
| Sheffield, Cameron | LB | 55 | Troy | 18/1 | 2010-12 | |

| Player | Pos. | Jersey(s) Worn | College | GP/GS | Year(s) Played | Year(s) Started |
|-----------------------|-------|-------------------|-----------------------|---------|-------------------|--------------------|
| Shehee, Rashaan | RB | 22 | Washington | 25/5 | 1998-99 | |
| Shelton, Danny | NT | 71 | Washington | 1/0 | 2022 | |
| Sherman, Anthony | FB | 42 | Connecticut | 125/24 | 2013-20 | 2013 |
| Shields, Billy | T | 70 | Georgia Tech | 2/0 | 1985 | |
| Shields, Will | G | 68 | Nebraska | 224/223 | 1993-06 | 1993-06 |
| Shorthose, George | WR | 80 | Missouri | 3/0 | 1985 | |
| Shurmur, Kyle | QB | 9 | Vanderbilt | 0/0 | 2019 | |
| Siavii, Junior | DT | 94 | Oregon | 26/0 | 2004-05 | |
| Siglar, Ricky | T | 66, 72 | San Jose State | 68/50 | 1993-96, 1998 | 1993-96 |
| Siler, Brandon | LB | 52 | Florida | 16/4 | 2011-12 | |
| Simien, Tracy | LB | 54 | TCU | 99/84 | 1991-97 | 1991-96 |
| Simmons, Bob | G | 73 | Texas | 88/70 | 1977-83 | 1977-80, 1983 |
| Simmons, Wayne | LB | 56 | Clemson | 20/18 | 1997-98 | 1997-98 |
| Simoneau, Mark | LB | 99 | Kansas State | 1/0 | 2010 | |
| Simons, Keith | DT | 72 | Minnesota | 20/12 | 1976-77 | 1976-77 |
| Sims, Ryan | DT | 90 | North Carolina | 59/36 | 2002-06 | 2003-04 |
| Sims, Tom | NT | 95 | Pittsburgh | 26/0 | 1991-92, 1996 | |
| Sippio, Bobby | WR | 83 | Western Kentucky | 9/0 | 2007 | |
| Slaughter, Webster | WR | 85, 88 | San Diego State | 16/7 | 1995 | 1995 |
| Smith, Alex | QB | 11 | Utah | 76/76 | 2013-17 | 2013-17 |
| Smith, Blane | S | 27 | SMU | 3/1 | 1987 | |
| Smith, Chris | RB | 47 | Notre Dame | 4/3 | 1986-87 | |
| Smith, Dave | WR | 70 | Indiana (Pa.) | 2/1 | 1973 | |
| Smith, Emmanuel | LB | 43 | Vanderbilt | 1/0 | 2020 | |
| Smith, Fletcher | DB | 17 | Tennessee State | 24/-- | 1966-67 | |
| Smith, Franky | T | 72 | Alabama A&M | 4/2 | 1980 | |
| Smith, Jeff | RB | 42 | Nebraska | 28/1 | 1985-86 | |
| Smith, Jeff | C/G | 65 | Tennessee | 30/5 | 1996-99 | |
| Smith, J.J. | RB | 22 | Kansas State | 0/0 | 1995-96 | |
| Smith, J.T. | WR | 86 | North Texas | 83/48 | 1978-84 | 1979-81 |
| Smith, Kenny | DT | 90 | Alabama | 6/0 | 2009 | |
| Smith, Khreem | DE | 72 | Oklahoma State | 2/0 | 2007 | |
| Smith, Kolby | RB | 21 | Louisville | 27/9 | 2007-09 | 2007 |
| Smith, Lucious | CB | 23 | Cal State - Fullerton | 16/13 | 1983 | 1983 |
| Smith, Michael | WR | 83 | Kansas State | 2/0 | 1992 | |
| Smith, Neil | DE | 90 | Nebraska | 138/127 | 1988-96 | 1988-96 |
| Smith, Noland | WR | 1, 46 | Tennessee State | 32/0* | 1967-69 | |
| Smith, Richard | WR | 17 | Arkansas | 4/0 | 2004 | |
| Smith, Sean | CB | 21, 27 | Utah | 45/44 | 2013-15 | 2013-15 |
| Smith, Shaun | DT | 90 | South Carolina | 16/10 | 2010, 2012 | 2010 |
| Smith, Sid | T | 70 | Southern California | 42/1 | 1970-72 | |
| Smith, Terrance | LB | 48 | Florida State | 31/3 | 2016-18 | 2016-17 |
| Smith, Tremon | CB | 39 | Central Arkansas | 15/1 | 2018-19 | |
| Smith, Trey | G | 65 | Tennessee | 33/33 | 2021-22 | 2021-22 |
| Smith, Wade | G/T | 74 | Memphis | 31/16 | 2008-09 | 2009 |
| Smith-Marsette, Ihmir | WR | 82 | Iowa | 2/0 | 2022 | |
| Smith-Schuster, JuJu | WR | 9 | Southern California | 16/14 | 2022 | 2022 |
| Sneed, L'Jarius | CB | 38 | Louisiana Tech | 41/38 | 2020-22 | 2021-22 |
| Snipes, Angelo | LB | 52 | West Georgia | 17/8 | 1987-89 | |
| Snow, Percy | LB | 59 | Michigan State | 30/16 | 1990-92 | 1990 |
| Sorensen, Daniel | S | 49 | Brigham Young | 111/41 | 2014-21 | 2017, 2020 |
| Spani, Gary | LB | 59 | Kansas State | 124/89 | 1978-86 | 1978-85 |
| Spann, Gary | LB | 94 | TCU | 2/1 | 1987 | |
| Speaks, Breeland | LB | 57 | Mississippi | 16/4 | 2018-19 | |
| Spears, Marcus | T | 70 | Northwestern State | 79/18 | 1997-03 | 2001 |
| Spiller, C.J. | RB | 26 | Clemson | 2/0 | 2017 | |
| Spikes, Jack | RB/K | 30 | TCU | 51/-- | 1960-64 | 1960-61, 1964 |
| Square, Damion | DE | 98 | Alabama | 0/0 | 2014 | |
| Stallings, Tre | G | 61 | Mississippi | 1/0 | 2006-07 | |
| Stallworth, Taylor | DT | 90 | South Carolina | 6/0 | 2022 | |
| Stams, Frank | LB | 55 | Notre Dame | 1/0 | 1995 | |
| Stanzi, Ricky | QB | 12, 13 | Iowa | 0/0 | 2011-12 | |
| Stargell, Tony | CB | 45 | Tennessee State | 8/4 | 1996 | |
| Staysniak, Joe | G | 72 | Ohio State | 6/0 | 1992 | |
| Stedman, Troy | LB | 94 | Washburn | 5/0 | 1988 | |
| Stein, Bob | LB | 66 | Minnesota | 50/2 | 1969-72 | |
| Steinfeld, Al | C | 69 | LIU - C.W. Post | 7/0 | 1982 | |
| Stenerud, Jan | K | 3 | Montana State | 186/0 | 1967-79 | 1967-79** |
| Stensrud, Mike | NT/DE | 67 | Iowa State | 13/5 | 1988 | |
| Stephens, Hal | DE | 92 | Eastern Carolina | 1/0 | 1985 | |
| Stephens, John | RB | 21 | Northwestern State | 7/0 | 1993 | |
| Stephens, Santo | LB | 53 | Temple | 16/0 | 1993 | |
| Stephenson, Donald | T/OL | 79 | Oklahoma | 60/21 | 2012-15 | |
| Sterns, Jordan | S | 40 | Oklahoma State | 0/0 | 2017 | |
| Stevens, Matt | QB | 1 | UCLA | 3/2 | 1987 | |
| Still, Art | DE | 67 | Kentucky | 136/133 | 1978-87 | 1978-87 |
| Stills, Gary | LB/DE | 55, 56 | West Virginia | 87/1 | 1999-05 | |

| Player | Pos. | Jersey(s) Worn | College | GP/GS | Year(s) Played | Year(s) Started |
|-------------------|-------|-------------------|----------------------|---------|-------------------|--------------------|
| Stockemer, Ralph | RB | 21 | Baylor | | 1987 | |
| Stone, Jack | T | 70 | Oregon | 14/-- | 1960 | |
| Story, Bill | G | 62 | Southern Illinois | 14/2 | 1975 | |
| Stover, Smokey | LB | 35 | Louisiana - Monroe | 98/-- | 1960-66 | 1960-61 |
| Stowers, Tommie | RB | 48 | Missouri | 1/0 | 1994 | |
| Stoyanovich, Pete | K | 10 | Indiana | 69/0 | 1996-00 | 1996-99** |
| Strada, John | TE | 87 | William Jewell | 11/0 | 1974 | |
| Stradford, Troy | RB | 25 | Boston College | 10/0 | 1991 | |
| Stroud, Morris | TE | 88 | Clark | 69/49 | 1969-74 | 1970-74 |
| Stryzinski, Dan | P | 4 | Indiana | 32/0 | 2001-02 | 2001-02** |
| Studebaker, Andy | DE/LB | 96 | Wheaton | 70/8 | 2008-12 | |
| Studdard, Les | C | 64 | Texas | 9/2 | 1982 | |
| Succop, Ryan | K | 6 | South Carolina | 80/0 | 2009-13 | 2009-13** |
| Suggs, Terrell | DE | 94 | Arizona State | 2/0 | 2019 | |
| Sullivan, Kent | P | 10 | California Lutheran | 1/0 | 1992 | |
| Supernaw, Phillip | TE | 89 | Ouachita Baptist | 2/1 | 2014 | |
| Surtain, Patrick | CB | 23 | Southern Mississippi | 55/49 | 2005-08 | 2005-07 |
| Svitek, Will | T | 71 | Stanford | 16/4 | 2005-07 | |
| Swanson, Pete | G/T | 73 | Stanford | 0/0 | 1998 | |
| Swink, Jim | HB | 23 | TCU | 5/-- | 1960 | |
| Swoopes, Patrick | NT | 67 | Mississippi State | 4/0 | 1991 | |
| Szott, Dave | G | 79 | Penn State | 143/135 | 1990-00 | 1990-97, 1999 |

T

| | | | | | | |
|---------------------|-------|------------|----------------------------|----------|---------------|-----------|
| Tait, John | T | 76 | Brigham Young | 75/66 | 1999-03 | 2000-03 |
| Talton, Ken | RB | 45 | Cornell | 2/0 | 1980 | |
| Tamm, Ralph | G | 64 | West Chester | 48/0 | 1997-99 | |
| Tanney, Alex | QB | 4 | Monmouth (Ill.) | 0/0 | 2012 | |
| Tate, Willy | TE | 80 | Oregon | 1/0 | 1998 | |
| Taylor, Herb | T | 65, 75 | TCU | 18/1 | 2007-08 | |
| Taylor, Jay | CB | 27 | San Jose State | 31/5 | 1993-95 | |
| Taylor, Kitrick | WR | 82 | Washington State | 16/0 | 1988 | |
| Taylor, Otis | WR | 89 | Prairie View | 130/69* | 1965-75 | 1966-74 |
| Taylor, Roger | T | 76 | Oklahoma State | 13/0 | 1981 | |
| Taylor, Steve | S | 48 | Kansas | 14/13 | 1976 | |
| Terrell, Marvin | G | 63 | Mississippi | 38/-- | 1960-63 | 1962-63 |
| Terrell, Steven | S | 30 | Texas A&M | 10/0 | 2017 | |
| Terry, Chris | T | 60 | Georgia | 18/8 | 2006-07 | 2007 |
| Terry, Doug | S | 24, 25, 32 | Kansas | 57/10 | 1992-95 | 1993 |
| Thigpen, Tyler | QB | 4 | Coastal Carolina | 16/11 | 2007-09 | 2008 |
| Thomas, Bill | RB | 43 | Boston College | 14/0 | 1974 | |
| Thomas, Cam | DL | 93 | North Carolina | 1/0 | 2017 | |
| Thomas, Carlton | CB | 38 | Elizabeth City State | 4/2 | 1987 | |
| Thomas, Charlie | RB | 49 | Tennessee State | 7/0 | 1975 | |
| Thomas, Chris | WR | 87 | Cal Poly - San Luis Obispo | 10/5 | 2001 | |
| Thomas, De'Anthony | RB/WR | 13, 84 | Oregon | 61/6 | 2014-19 | |
| Thomas, Derrick | LB | 58 | Alabama | 169/158 | 1989-99 | 1989-99 |
| Thomas, Emmitt | CB | 18 | Bishop College | 181/148* | 1966-78 | 1967-78 |
| Thomas, Gene | FB | 45 | Florida A&M | 28/-- | 1966-67 | |
| Thomas, Jewerl | RB | 31 | San Jose State | 10/1 | 1983 | |
| Thomas, Ken | RB | 35 | San Jose State | 14/0 | 1983 | |
| Thomas, Pat | LB | 55 | North Carolina State | 16/9 | 2007-08 | 2008 |
| Thomas, Robb | WR | 81 | Oregon State | 39/25 | 1989-91 | 1990-91 |
| Thomas, Todd | C | 62 | North Dakota | 15/0 | 1981 | |
| Thompson, Arland | G | 58 | Baylor | 3/3 | 1987 | |
| Thompson, Bennie | S | 46 | Grambling State | 32/0 | 1992-93 | |
| Thompson, Darwin | RB | 34 | Utah State | 26/1 | 2019-21 | |
| Thompson, Del | RB | 39 | UTEP | 6/0 | 1982 | |
| Thompson, Ernie | RB | 45 | Indiana | 16/2 | 1993 | |
| Thompson, Leroy | RB | 44 | Penn State | 16/0 | 1995 | |
| Thompson, Tedric | S | 24 | Colorado | 8/0 | 2020 | |
| Thornbladh, Bob | LB | 50 | Michigan | 14/0 | 1974 | |
| Thornhill, Juan | S | 22 | Virginia | 65/52 | 2019-22 | 2019-22 |
| Thorp, Don | DE | 71 | Illinois | 3/0 | 1988 | |
| Thorpe, Craphonso | WR | 12 | Florida State | 0/0 | 2005 | |
| Thorpe, Neiko | DB | 38 | Auburn | 9/0 | 2012 | |
| Threats, Jabbar | DE | 65 | Michigan State | 0/0 | 2002 | |
| Thuney, Joe | G | 62 | North Carolina State | 32/32 | 2021-22 | 2021-22 |
| Tolliver, Billy Joe | QB | 8 | Texas Tech | 3/0 | 1997 | |
| Toney, Kadarius | WR | 19 | Florida | 7/3 | 2022 | |
| Tongue, Reggie | S | 25, 41 | Oregon State | 63/47 | 1996-99 | 1997-99 |
| Toribio, Anthony | DT | 98 | Carson-Newman | 23/0 | 2010, 2012-13 | |
| Townsend, Johnny | P | 8 | Florida | 1/0 | 2021 | |
| Townsend, Tommy | P | 5 | Florida | 49/0 | 2020-22 | 2020-22** |
| Trahan, John | WR | 83 | Southern California | 3/3 | 1987 | |
| Travis, Ross | TE | 88 | Penn State | 17/6 | 2016-17 | |

| Player | Pos. | Jersey(s) Worn | College | GP/GS | Year(s) Played | Year(s) Started |
|-----------------|------|-------------------|----------------------|---------|-------------------|--------------------|
| Traylor, Keith | DT | 94 | Central Oklahoma | 31/1 | 1995-96 | |
| Trosch, Gene | DE | 74 | Miami (Fla.) | 27/0* | 1967-69 | |
| Truluck, R-Kal | DE | 91 | SUNY Cortland | 20/0 | 2002-03 | |
| Tucker, Verran | WR | 15 | California | 11/2 | 2010 | |
| Turley, Kyle | T | 74 | San Diego State | 14/12 | 2006-07 | 2006 |
| Tyler, Tank | DT | 93 | North Carolina State | 37/19 | 2007-09 | 2008 |
| Tynes, Lawrence | K | 1 | Troy | 48/0 | 2004-06 | 2004-06** |
| Tyrer, Jim | T | 77 | Ohio State | 180/82* | 1961-73 | 1962-73 |

U

| | | | | | | |
|----------------|----|----|---------|-------|---------|---------|
| Upshaw, Marvin | DE | 81 | Trinity | 67/60 | 1970-75 | 1971-75 |
| Urban, Jerheme | WR | 83 | Trinity | 6/1 | 2010-11 | |

V

| | | | | | | |
|---------------------------|----|----|----------------|-------|---------|---------|
| Valdes-Scantling, Marquez | WR | 11 | South Florida | 17/11 | 2022 | 2022 |
| Valerio, Joe | T | 73 | Pennsylvania | 61/4 | 1991-95 | |
| Vanover, Tamarick | WR | 87 | Florida State | 70/6 | 1995-99 | 1996 |
| Van Pelt, Alex | QB | 10 | Pittsburgh | 0/0 | 1993 | |
| Vaughn, Jon | RB | 21 | Michigan | 3/0 | 1994 | |
| Vickerson, Kevin | DT | 94 | Michigan State | 15/1 | 2014 | |
| Villa, Danny | G | 72 | Arizona State | 59/3 | 1993-96 | |
| Vitali, Mark | QB | 6 | Purdue | 0/0 | 1977 | |
| Vlasic, Mark | QB | 13 | Iowa | 6/1 | 1991-92 | |
| Vrabel, Mike | LB | 50 | Ohio State | 30/30 | 2009-10 | 2009-10 |

W

| | | | | | | |
|----------------------|-------|--------|------------------------|---------|---------------|---------------|
| Wade, Bobby | WR | 80 | Arizona | 12/6 | 2009 | |
| Wade, Charlie | WR | 84 | Tennessee State | 5/0 | 1977 | |
| Waldron, Dustin | T | 68 | Portland State | 0/0 | 2013 | |
| Waldrop, Rob | DT | 98 | Arizona | 3/0 | 1994 | |
| Walden, Erik | LB | 52 | Middle Tennessee State | 9/0 | 2008 | |
| Walker, Bracy | S | 27, 40 | North Carolina | 56/1 | 1994, 1998-01 | |
| Walker, Derrick | TE | 82 | Michigan | 58/28 | 1994-97 | 1994, 1996 |
| Walker, James | LB | 54 | Kansas State | 4/2 | 1983 | |
| Walker, John | DT | 98 | Nebraska - Omaha | 3/2 | 1987 | |
| Walker, Vance | DT | 99 | Georgia Tech | 16/2 | 2014 | |
| Walker, Wayne | K | 68 | Northwestern State | 4/0 | 1967 | 1967** |
| Wallace, Steve | T | 70, 74 | Auburn | 10/0 | 1997 | |
| Walls, Lenny | CB | 35 | Boston College | 16/2 | 2006 | |
| Walters, Pierre | LB | 97 | Eastern Illinois | 3/0 | 2009 | |
| Walters, Rod | G | 76 | Iowa | 52/7 | 1976, 1978-80 | |
| Walton, Riley | TE | 88 | Tennessee State | 2/0 | 1987 | |
| Walton, Wayne | G/T | 72 | Abilene Christian | 23/1 | 1973-74 | |
| Wanogho, Prince Tega | T | 70 | Auburn | 19/0 | 2021-22 | |
| Ward, Charvarius | CB | 35 | Middle Tennessee State | 56/43 | 2018-21 | 2019-21 |
| Ward, LaShaun | WR | 84 | California | 1/0 | 2003 | |
| Ward, Tim | DE | 90 | Old Dominion | 1/1 | 2020 | |
| Ware, Spencer | FB/RB | 32, 39 | Louisiana State | 41/19 | 2015-19 | 2016 |
| Warfield, Eric | CB | 44 | Nebraska | 115/77 | 1998-05 | 2001-05 |
| Warner, Charley | DB | 25 | Prairie View | 19/-- | 1963-64 | |
| Washington, Brian | S | 29, 48 | Nebraska | 31/31 | 1995-96 | 1995-96 |
| Washington, Charles | DB | 46 | Cameron | 22/1 | 1990-91 | |
| Washington, DeAndré | RB | 30 | Texas Tech | 1/0 | 2020 | |
| Washington, Dewayne | CB | 30 | North Carolina State | 16/1 | 2005 | |
| Washington, Donald | S/CB | 20, 27 | Ohio State | 32/5 | 2009-11 | |
| Washington, Thomas | DT | 64 | Winston-Salem St. | 0/0 | 2000 | |
| Washington, Tim | CB | 42 | Fresno State | 1/0 | 1982 | |
| Washington, Tavares | G | 65 | Florida | 2/0 | 2008 | |
| Waters, Brian | G | 54 | North Texas | 163/149 | 2000-10 | 2001-10 |
| Watkins, Rokevious | G | 69 | South Carolina | 4/1 | 2013 | |
| Watkins, Sammy | WR | 14 | Clemson | 34/31 | 2018-20 | 2018-20 |
| Watson, Jaylen | CB | 35 | Washington State | 16/6 | 2022 | |
| Watson, Justin | WR | 84 | Pennsylvania | 17/5 | 2022 | |
| Watson, Tim | S | 26 | Howard | 9/0 | 1993-95 | |
| Watts, Armani | S | 23, 25 | Texas A&M | 53/1 | 2018-21 | |
| Weatherford, Steve | P | 6 | Illinois | 2/0 | 2008 | |
| Weathers, Clarence | WR | 80 | Delaware State | 11/0 | 1989 | |
| Webb, Jeff | WR | 80 | San Diego State | 31/3 | 2006-08 | |
| Webster, David | DB | 21 | Prairie View | 28/-- | 1960-61 | 1960-61 |
| Webster, Mike | C | 53 | Wisconsin | 25/23 | 1989-90 | 1989-90 |
| Welbourn, John | T | 76 | California | 47/39 | 2004-07 | 2004-05, 2007 |
| Wells, David | TE | 88 | San Diego State | 0/0 | 2019 | |
| Werner, Clyde | LB | 54 | Washington | 63/4 | 1970-74, 1976 | |
| Wesley, Greg | S | 25 | Arkansas - Pine Bluff | 118/103 | 2000-07 | 2000-06 |
| Wesson, Ricky | CB | 25 | SMU | 14/0 | 1977 | |

| Player | Pos. | Jersey(s) Worn | College | GP/GS | Year(s) Played | Year(s) Started |
|--------------------|-------|-------------------|--------------------------|---------|-------------------|--------------------|
| West, Charcandrick | RB | 30, 35 | Abilene Christian | 52/11 | 2014-18 | 2015 |
| West, Lyle | S | 30 | San Jose State | 29/2 | 2002-03 | |
| West, Robert | WR | 26 | San Diego State | 19/5 | 1972-73 | 1972 |
| Wetzel, Ron | TE | 87 | Arizona State | 16/0 | 1983 | |
| Wharton, Tershawn | DT | 98 | Missouri S&T | 38/2 | 2020-22 | |
| Whitaker, Danta | TE | 82 | Mississippi Valley State | 16/3 | 1990 | |
| White, D.J. | CB | 24 | Georgia Tech | 11/0 | 2016-17 | |
| White, Ted | QB | 7 | Howard | 0/0 | 1999 | |
| White, Walter | TE | 88 | Maryland | 63/37 | 1975-79 | 1977-78 |
| White, William | S | 35 | Ohio State | 43/21 | 1994-96 | 1994 |
| Whitehurst, David | QB | 15 | Furman | 0/0 | 1984 | |
| Whitley, Benton | DE | 53 | Holy Cross | 0/0 | 2022 | |
| Whitmore, David | S | 41 | Stephen F. Austin | 18/16 | 1993-94 | 1993-94 |
| Wickert, Tom | G | 66 | Washington State | 5/0 | 1977 | |
| Wiegmann, Casey | C | 62 | Iowa | 143/143 | 2001-07, 2010-11 | 2001-07, 2010-11 |
| Wilkerson, Jimmy | DE | 96 | Oklahoma | 72/5 | 2003-07 | |
| Willard, Jerrott | LB | 57 | California | 1/0 | 1998 | |
| Williams, Brandon | DT | 66 | Missouri Southern | 5/0 | 2022 | |
| Williams, Brett | T | 74 | Florida State | 5/0 | 2003-04 | |
| Williams, Chad | WR | 84 | Grambling State | 0/0 | 2021 | |
| Williams, Chandler | WR | 8 | Florida International | 0/0 | 2010 | |
| Williams, Damien | RB | 26 | Oklahoma | 27/9 | 2018-19 | 2019 |
| Williams, Dan | DE | 92 | Toledo | 42/25 | 1997, 1999-01 | 1999-00 |
| Williams, Darrel | RB | 31 | Louisiana State | 51/7 | 2018-21 | |
| Williams, Demorrio | LB | 53 | Nebraska | 60/22 | 2008-11 | 2009 |
| Williams, Harvey | RB | 22, 44 | Louisiana State | 35/7 | 1991-93 | |
| Williams, Jerrol | LB | 44 | Purdue | 6/0 | 1994 | |
| Williams, Javarris | RB | 40 | Tennessee State | 4/0 | 2009 | |
| Williams, Jermaine | FB | 43 | Houston | 11/2 | 2001 | |
| Williams, Joshua | CB | 23 | Fayetteville State | 17/4 | 2022 | |
| Williams, Kyle | WR | 19 | Arizona State | 1/0 | 2013 | |
| Williams, Lawrence | WR | 40 | Texas Tech | 18/5 | 1976-77 | 1977 |
| Williams, Leon | LB | 57 | Miami (Fla.) | 4/0 | 2012 | |
| Williams, Mike | RB/TE | 80 | New Mexico | 33/14 | 1979-81 | 1980 |
| Williams, Nick | DL | 98 | Samford | 21/0 | 2014-16 | |
| Williams, Robert | CB | 40 | Baylor | 0/0 | 1993 | |
| Williams, Robert | CB | 29, 46 | North Carolina | 17/1 | 1998-99 | |
| Williams, Sammy | T | 72 | Oklahoma | 1/0 | 1999 | |
| Williams, Stephen | DT | 70 | NW Missouri State | 11/0 | 2006 | |
| Williams, Tyrone | DE/DT | 90, 96 | Wyoming | 17/0 | 2000-01 | |
| Williams, Xavier | DT | 98 | Northern Iowa | 21/4 | 2018-19 | |
| Williamson, Fred | DB | 24 | Northwestern | 37/-- | 1965-67 | 1965-66 |
| Willis, Donald | G | 60 | North Carolina A&T | 59/6 | 2000-04 | |
| Wilson, Albert | WR | 12 | Georgia State | 55/26 | 2014-17 | 2015, 2017 |
| Wilson, Damien | LB | 54 | Minnesota | 29/29 | 2019-20 | 2019-20 |
| Wilson, Eddie | QB/P | 12 | Arizona | 42/1 | 1962-64 | 1962** |
| Wilson, Jerrel | P | 44 | Southern Mississippi | 203/0 | 1963-77 | 1963-77** |
| Wilson, Kris | TE/FB | 84 | Pittsburgh | 49/23 | 2004-07 | 2006-07 |
| Wilson, Mike | G | 67 | Dayton | 4/0 | 1975 | |
| Wilson, Ramik | LB | 53 | Georgia | 30/17 | 2015-17 | 2016 |
| Winchester, James | LS | 41 | Oklahoma | 130/0 | 2015-22 | |
| Winston, Eric | T | 74 | Miami (Fla.) | 16/16 | 2012 | 2012 |
| Winters, Frank | G/C | 65 | Western Illinois | 32/6 | 1990-91 | 1990 |
| Wisniewski, Stefen | G | 61 | Penn State | 15/4 | 2019-20 | |
| Witzmann, Bryan | T | 68, 70 | South Dakota State | 28/13 | 2016-17, 2020 | 2017 |
| Wolf, James | DT | 73 | Prairie View | 14/7 | 1976 | 1976 |
| Wood, Duane | DB | 48 | Oklahoma State | 65/-- | 1960-64 | 1960-64 |
| Woodard, Ray | DE | 70 | Texas | 6/0 | 1987 | |
| Wooden, Terry | LB | 90 | Syracuse | 15/8 | 1997 | 1997 |
| Woods, Jerome | S | 21, 31 | Memphis | 128/105 | 1996-05 | 1997-01, 2003-04 |
| Word, Barry | RB | 23 | Virginia | 44/17 | 1990-92 | 1992 |
| Word, Mark | DE | 67 | Jacksonville State | 6/0 | 1999 | |
| Worthen, Naz | WR | 84 | North Carolina State | 19/1 | 1989-90 | |
| Wright, Elmo | WR | 17 | Houston | 45/38 | 1971-74 | 1971, 1973-74 |
| Wright, Felix | S | 24 | Drake | 0/0 | 1993 | |
| Wright, Matthew | K | 14, 19 | Central Florida | 2/0 | 2022 | |
| Wyatt, Kevin | CB | 23 | Arkansas | 3/0 | 1987 | |
| Wylie, Andrew | T | 77 | Eastern Michigan | 71/59 | 2018-22 | 2018-20, 2022 |
| Wylie, Devon | WR | 19 | Fresno State | 6/1 | 2012 | |

Y

| | | | | | | |
|----------------|----|----|------------------------|-------|---------|---------|
| Yakovonis, Ray | NT | 92 | East Stroudsburg State | 2/0 | 1983 | |
| Yelder, Deon | TE | 82 | Western Kentucky | 26/1 | 2018-20 | |
| Young, Michael | WR | 85 | UCLA | 2/0 | 1994 | |
| Young, Wilbur | DE | 99 | William Penn | 94/70 | 1971-77 | 1972-77 |

| Player | Pos. | Jersey(s) Worn | College | GP/GS | Year(s) Played | Year(s) Started |
|-----------------|------|-------------------|------------------|-------|-------------------|--------------------|
| Z | | | | | | |
| Zamberlin, John | LB | 61 | Pacific Lutheran | 22/10 | 1983-84 | 1984 |
| Zaruba, Carroll | DB | 46 | Nebraska | 7/-- | 1960 | |
| Zombo, Frank | LB | 51 | Central Michigan | 89/27 | 2013-18 | 2017 |

*Only includes starts dating back to '68.

**Regular kicker or punter during that period.

Notes: The Chiefs All-Time Roster includes all players who were on the active roster for at least one regular season game or playoff contest. Games Played/Games Started reflects regular season games only. It also includes players who accrued at least one season as a member of a reserve or injury list. The one exception to this criteria is RB Stone Johnson, who had his number 33 retired after suffering a fatal injury in a 1963 preseason contest. Jersey numbers refer to those numbers worn only in regular season or postseason play.

ALL-TIME NUMERICAL ROSTER

| Player | Pos. | Years |
|---------------------|------|---------|
| #1 | | |
| Adamle, Mike | RB | 1971-72 |
| Grupp, Bob | P | 1979-81 |
| McKinnon, Jerick | RB | 2021-22 |
| Moon, Warren | QB | 1999-00 |
| Pennington, Durwood | K | 1962 |
| Smith, Noland | WR | 1967-69 |
| Stevens, Matt | QB | 1987 |
| Tynes, Lawrence | K | 2004-06 |

| | | |
|------------------|----|---------|
| #2 | | |
| Bootle, Dicaprio | CB | 2021-22 |
| Clements, Tom | QB | 1980 |
| Colquitt, Dustin | P | 2005-19 |
| Elliott, Lin | K | 1994-95 |
| Goodburn, Kelly | P | 1987-90 |
| Jones, Ronald | RB | 2022 |
| Murray, Eddie | K | 1992 |
| Peterson, Todd | K | 2000-01 |

| | | |
|---------------------|---|---------|
| #3 - Retired | | |
| Agajanian, Ben | K | 1961 |
| Stenerud, Jan | K | 1967-79 |

| | | |
|-----------------|----|---------|
| #4 | | |
| Barker, Bryan | P | 1990-93 |
| Foles, Nick | QB | 2016 |
| Fuller, Steve | QB | 1979-82 |
| Hamrick, James | K | 1987 |
| Henne, Chad | QB | 2018-22 |
| Murphy, Nick | P | 2004 |
| Palko, Tyler | QB | 2010-11 |
| Stryzinski, Dan | P | 2001-02 |
| Tanney, Alex | QB | 2012 |
| Thigpen, Tyler | QB | 2007-09 |

| | | |
|-----------------|---|---------|
| #5 | | |
| Aguiar, Louie | P | 1994-98 |
| Barth, Connor | K | 2008 |
| Carney, John | K | 2007 |
| Cheek, Steve | P | 2004 |
| Colbert, Lewis | P | 1986-87 |
| DeBruijn, Case | P | 1982 |
| McCann, Jim | P | 1975 |
| Santos, Cairo | K | 2014-17 |
| Sauerbrun, Todd | P | 2000 |
| Townsend, Tommy | P | 2020-22 |

| | | |
|--------------------|----|---------|
| #6 | | |
| Arnold, Jim | P | 1983-85 |
| Buechele, Shane | QB | 2021-22 |
| Cook, Bryan | S | 2022 |
| Cook, Kenny | WR | 2016 |
| Lampkin, Ashton | CB | 2017 |
| McVea, Warren | RB | 1969-73 |
| Rayner, Dave | K | 2007 |
| Rebstock, Pete | WR | 2002 |
| Succop, Ryan | K | 2009-13 |
| Vitali, Mark | QB | 1977 |
| Weatherford, Steve | P | 2008 |

| | | |
|--------------------|----|---------|
| #7 | | |
| Andrusyshyn, Zenon | P | 1978 |
| Butker, Harrison | K | 2017-22 |
| Cassel, Matt | QB | 2009-12 |
| Germaine, Joe | QB | 2001 |
| Gossett, Jeff | P | 1981-82 |
| Husted, Michael | K | 2002 |
| Huarte, John | QB | 1969-71 |

| Player | Pos. | Years |
|-----------------|------|---------|
| Jaworski, Ron | QB | 1989 |
| Medlock, Justin | K | 2007 |
| Murray, Aaron | QB | 2014-15 |
| Nott, Mike | QB | 1976 |
| Printers, Casey | QB | 2006 |
| White, Ted | QB | 1999 |

| | | |
|---------------------|----|---------|
| #8 | | |
| Andersen, Morten | K | 2002-03 |
| Dunlap, Carlos | DE | 2022 |
| Gray, Quinn | QB | 2008 |
| Greene, David | QB | 2007 |
| Lowery, Nick | K | 1980-93 |
| Moore, Matt | QB | 2019-20 |
| Orton, Kyle | QB | 2011 |
| Ross, Justyn | WR | 2022 |
| Tolliver, Billy Joe | QB | 1997 |
| Townsend, Johnny | P | 2021 |
| Williams, Chandler | WR | 2010 |

| | | |
|----------------------|----|------------|
| #9 | | |
| Baker, Jason | P | 2003-04 |
| Bentley, Scott | K | 1999 |
| Bray, Tyler | QB | 2013-17 |
| Carlson, Dean | QB | 1972-74 |
| Fry, Elliott | K | 2021 |
| Jones, Reggie | WR | 1997, 2001 |
| Kenney, Bill | QB | 1979-88 |
| Novak, Nick | K | 2008 |
| Quinn, Brady | QB | 2012 |
| Shurmur, Kyle | QB | 2019 |
| Smith-Schuster, JuJu | WR | 2022 |

| | | |
|-------------------|----|---------------|
| #10 | | |
| Beathard, Pete | QB | 1964-67, 1973 |
| Copper, Terrance | WR | 2009-12 |
| Daniel, Chase | QB | 2013-15 |
| Elkins, Mike | QB | 1989-90 |
| Green, Trent | QB | 2001-06 |
| Hagans, Maurice | WR | 2008 |
| Hill, Tyreek | WR | 2016-21 |
| Livingston, Mike | QB | 1968-79 |
| Pacheco, Isiah | RB | 2022 |
| Saxton, James | HB | 1962 |
| Seurer, Frank | QB | 1986-87 |
| Stoyanovich, Pete | K | 1996-00 |
| Sullivan, Kent | P | 1992 |
| Van Pelt, Alex | QB | 1993 |

| | | |
|---------------------------|----|------------|
| #11 | | |
| Adams, Tony | QB | 1975-78 |
| Bellamy, Josh | WR | 2012 |
| Chambers, Chris | WR | 2009-10 |
| Douglas, Dameane | WR | 2003 |
| Gagliano, Bob | QB | 1981-83 |
| Grbac, Elvis | QB | 1997-00 |
| Horne, Jeremy | WR | 2010-11 |
| Huard, Damon | QB | 2004-08 |
| Hudson, Doug | QB | 1987 |
| Jones, Reggie | WR | 1997, 2001 |
| Osiecki, Sandy | QB | 1984 |
| Pelluer, Steve | QB | 1989-91 |
| Robinson, Demarcus | WR | 2016-21 |
| Smith, Alex | QB | 2013-17 |
| Valdes-Scantling, Marquez | WR | 2022 |

| | | |
|-----------------|----|---------|
| #12 | | |
| Baker, Jon | K | 1999 |
| Buechele, Shane | QB | 2021-22 |
| Croyle, Brodie | QB | 2006-10 |
| Dieter, Gehrig | WR | 2018-21 |

| Player | Pos. | Years |
|-------------------|------|---------|
| Espinoza, Alex | QB | 1987 |
| Flores, Tom | QB | 1969 |
| Gannon, Rich | QB | 1995-98 |
| Hill, Jim | DB | 1966 |
| Jaynes, Dave | QB | 1974 |
| Perez, Joe | WR | 2000 |
| Quinn, Jonathan | QB | 2002-03 |
| Shaw, Dennis | QB | 1978 |
| Stanzi, Ricky | QB | 2011-12 |
| Thorpe, Craphonso | WR | 2005 |
| Wilson, Albert | WR | 2014-17 |
| Wilson, Eddie | QB/P | 1962-64 |

#13

| | | |
|--------------------|-------|---------|
| Bono, Steve | QB | 1994-96 |
| Clark, Wayne | QB | 1975 |
| Johnson, Nazeeh | S | 2022 |
| Pope, Daniel | P | 1999 |
| Pringle, Byron | WR | 2019-21 |
| Stanzi, Ricky | QB | 2011-12 |
| Thomas, De'Anthony | RB/WR | 2014-19 |
| Vlasic, Mark | QB | 1991-92 |

#14

| | | |
|--------------------|----|---------|
| Blackledge, Todd | QB | 1983-87 |
| Blundin, Matt | QB | 1992-95 |
| Enis, Hunter | QB | 1960 |
| Greene, Tom | QB | 1961 |
| Hall, Chad | WR | 2013 |
| Jackson, Curtis | WR | 2002-03 |
| Lawrence, Quinten | WR | 2009-10 |
| McManus, Danny | QB | 1988 |
| Ply, Bobby | DB | 1962-67 |
| Podolak, Ed | RB | 1969-77 |
| Powell, Cornell | WR | 2022 |
| Robinson, Demarcus | WR | 2016-21 |
| Robinson, Kevin | WR | 2008 |
| Watkins, Sammy | WR | 2018-20 |
| Wright, Matthew | K | 2022 |

#15

| | | |
|-------------------|----|---------|
| Breaston, Steve | WR | 2011-12 |
| Collins, Todd | QB | 1998-05 |
| Duncan, Randy | QB | 1961 |
| Gutierrez, Matt | QB | 2009 |
| Jenkins, A.J. | WR | 2013-14 |
| Lee, Jacky | QB | 1967-69 |
| Longmire, Sam | DB | 1967-68 |
| Mahomes, Patrick | QB | 2017-22 |
| Martin, Ingle | QB | 2008 |
| Matthews, Steve | QB | 1994-96 |
| Mercer, Mike | K | 1966 |
| Reardon, Kerry | CB | 1971-76 |
| Tucker, Verran | WR | 2010 |
| Whitehurst, David | QB | 1984 |

#16 - Retired

| | | |
|--------------------|-----------|----------------|
| Dawson, Len | QB | 1962-75 |
|--------------------|-----------|----------------|

#17

| | | |
|-----------------|----|---------|
| Avery, Donnie | WR | 2013-14 |
| Barnes, Pat | QB | 1997 |
| Conley, Chris | WR | 2015-18 |
| Curtis, Kevin | WR | 2010 |
| DeBerg, Steve | QB | 1988-91 |
| Gehrke, Jack | WR | 1968 |
| Hardman, Mecole | WR | 2019-22 |
| Krieg, Dave | QB | 1992-93 |
| Long, Lance | WR | 2009 |
| Murphy, Yo | WR | 2002 |
| Price, Maurice | WR | 2007-08 |
| Smith, Fletcher | DB | 1966-67 |
| Smith, Richard | WR | 2004 |

| Player | Pos. | Years |
|--------------|------|---------|
| Wright, Elmo | WR | 1971-74 |

#18 - Retired

| | | |
|-----------------------|-----------|----------------|
| Flynn, Don | DB | 1960-61 |
| Grbac, Elvis | QB | 1997-00 |
| LaChapelle, Sean | WR | 1996 |
| Parker, Samie | WR | 2004-07 |
| Thomas, Emmitt | CB | 1966-78 |

#19

| | | |
|------------------|------|---------|
| Ammendola, Matt | K | 2022 |
| Davidson, Cotton | QB/P | 1960-61 |
| Gordon, Josh | WR | 2021 |
| Kemp, Marcus | WR | 2017-22 |
| Maclin, Jeremy | WR | 2015-16 |
| Montana, Joe | QB | 1993-94 |
| Toney, Kadarius | WR | 2022 |
| Williams, Kyle | WR | 2013 |
| Wright, Matthew | K | 2022 |
| Wylie, Devon | WR | 2012 |

#20

| | | |
|--------------------|-------|------------|
| Cherry, Deron | S | 1981-91 |
| Claiborne, Morris | CB | 2019 |
| Draughn, Shaun | RB | 2011-12 |
| Hall, Dante | RB/WR | 2000-06 |
| Hamilton, Antonio | CB | 2020 |
| Hunt, Bobby | DB | 1962-67 |
| Jackson, Josh | CB | 2021 |
| Jones, Thomas | RB | 2010-11 |
| Nelson, Steven | CB | 2015-18 |
| Owens, Chris | CB | 2014 |
| Perkins, Horace | CB | 1979 |
| Reaser, Keith | CB | 2017, 2019 |
| Reid, Justin | S | 2022 |
| Sapp, Benny | CB | 2004-07 |
| Sellers, Goldie | DB | 1968-69 |
| Sensibaugh, Mike | S | 1971-75 |
| Washington, Donald | S/CB | 2009-11 |

#21

| | | |
|-------------------|----|------------------|
| Arenas, Javier | CB | 2010-12 |
| Austin, Hise | CB | 1975 |
| Bartee, William | S | 2000-06 |
| Bayless, Martin | S | 1992-93, 1995-96 |
| Breeland, Bashaud | CB | 2019-20 |
| Gaines, Clark | RB | 1981-82 |
| Garrett, Mike | RB | 1966-70 |
| Homan, Dennis | WR | 1971-72 |
| Hughes, Mike | CB | 2021 |
| Lewis, Garry | CB | 1993 |
| Lewis, Tahuan | CB | 1992 |
| McDuffie, Trent | CB | 2022 |
| McKinney, Odis | S | 1985 |
| Morgado, Arnold | RB | 1977-80 |
| Murray, Eric | DB | 2016-18 |
| Reamon, Tommy | RB | 1976 |
| Robinson, Dunta | CB | 2013 |
| Saxon, James | RB | 1988-91 |
| Smith, Kolby | RB | 2007-09 |
| Smith, Sean | CB | 2013-15 |
| Stephens, John | RB | 1993 |
| Stockemer, Ralph | RB | 1987 |
| Vaughn, Jon | RB | 1994 |
| Webster, David | DB | 1960-61 |
| Woods, Jerome | S | 1996-05 |

#22

| | | |
|------------------|----|---------|
| Bookman, John | DB | 1960 |
| Brown, Dee | RB | 2005-06 |
| Carter, Perry | CB | 1995 |
| Cocroft, Sherman | S | 1985-87 |

| Player | Pos. | Years |
|---------------------|------|---------------|
| Grow, Monty | S | 1994 |
| Hagy, John | S | 1991 |
| Harrison, Glynn | RB | 1976 |
| Jakes, Van | DB | 1983-84 |
| Marshall, Larry | DB | 1972-73, 1978 |
| McClellion, Central | CB | 2002 |
| McCleon, Dexter | CB | 2003-05 |
| McCluster, Dexter | WR | 2010-13 |
| McKnight, Joe | RB | 2014 |
| McKnight, Ted | RB | 1977-81 |
| Mitchell, Willie | DB | 1964-71 |
| Morris, Donnie Joe | RB | 1974 |
| Patterson, Dimitri | CB | 2007-08 |
| Peters, Marcus | CB | 2015-17 |
| Scandrick, Orlando | CB | 2018 |
| Shehee, Rashaan | RB | 1998-99 |
| Smith, J.J. | RB | 1995-96 |
| Thornhill, Juan | S | 2019-22 |
| Williams, Harvey | RB | 1991-93 |

23

| | | |
|--------------------|----|---------|
| Blaylock, Derrick | RB | 2001-04 |
| Coan, Bert | RB | 1963-68 |
| Colclough, Ricardo | CB | 2008-09 |
| Dickerson, Ron | WR | 1993-94 |
| Fuller, Kendall | CB | 2018-19 |
| Gaines, Phillip | CB | 2014-17 |
| Gant, Earl | RB | 1979-80 |
| Gray, Carlton | CB | 1999-00 |
| Hadley, David | CB | 1970-72 |
| Hill, Greg | CB | 1984-88 |
| Johnson, Clyde | CB | 1997 |
| Keyes, Leroy | RB | 1973 |
| Lewis, Kendrick | S | 2010-13 |
| Richardson, Mike | CB | 2009-10 |
| Smith, Lucious | CB | 1983 |
| Surtain, Patrick | CB | 2005-08 |
| Swink, Jim | HB | 1960 |
| Watts, Armani | S | 2018-21 |
| Williams, Joshua | CB | 2022 |
| Word, Barry | RB | 1990-92 |
| Wyatt, Kevin | CB | 1987 |

24

| | | |
|------------------|-------|---------|
| Bartee, William | CB | 2000-06 |
| Belser, Ceaser | DB | 1968-71 |
| Ellison, Willie | RB | 1973-74 |
| Flowers, Brandon | CB | 2008-13 |
| Green, Gary | CB | 1977-83 |
| Ingram, Melvin | DE/LB | 2021 |
| Kaiser, Jason | CB | 1998 |
| Law, Ty | CB | 2006-07 |
| Lucas, Jordan | S | 2018-19 |
| McCray, Kelcie | S | 2014 |
| McMillan, Erik | S | 1993 |
| Moore, Skyy | WR | 2022 |
| Pearson, Jayce | CB | 1986-92 |
| Revis, Darrelle | CB | 2017 |
| Terry, Doug | S | 1992-95 |
| Thompson, Tedric | S | 2020 |
| White, D.J. | CB | 2016-17 |
| Williamson, Fred | DB | 1965-67 |
| Wright, Felix | S | 1993 |

25

| | | |
|------------------------|------|---------|
| Acker, Kenneth | CB | 2016-17 |
| Charles, Jamaal | RB | 2008-16 |
| Collins, Mark | CB/S | 1994-96 |
| Copeland, Danny | S | 1989-90 |
| Edwards-Helaire, Clyde | RB | 2020-22 |
| Epps, Jack | S | 1987 |
| Hollis, David | DB | 1988 |
| McCoy, LeSean | RB | 2019 |
| Nix, Doyle | DB | 1961 |
| Pitts, Frank | WR | 1965-71 |

| Player | Pos. | Years |
|-----------------|------|---------|
| Stradford, Troy | RB | 1991 |
| Terry, Doug | S | 1992-95 |
| Tongue, Reggie | S | 1996-99 |
| Warner, Charley | DB | 1963-64 |
| Watts, Armani | S | 2018-21 |
| Wesley, Greg | S | 2000-07 |
| Wesson, Ricky | CB | 1977 |

26

| | | |
|-------------------|------|---------|
| Adams, Vashone | S | 1998 |
| Allen, Taje | CB | 2001-02 |
| Barbaro, Gary | S | 1976-82 |
| Battle, Jackie | RB | 2007-11 |
| Battle, Julian | CB | 2003-05 |
| Bell, Le'Veon | RB | 2020 |
| Bennett, Michael | RB | 2006-07 |
| Bush, Deon | S | 2022 |
| Comings, Sanders | S | 2013-14 |
| Dishman, Cris | CB | 1999 |
| Dozier, Cornelius | S | 1987 |
| Glenn, Jacoby | CB | 2017 |
| Hakim, Saalim | DB | 2015 |
| Jackson, Frank | WR | 1961-65 |
| Lammons, Chris | CB | 2020-22 |
| Lane, Skip | CB/S | 1984 |
| Lowe, Paul | RB | 1968-69 |
| Oliver, Muhammed | CB | 1993 |
| Palmer, Paul | RB | 1987-88 |
| Porter, Lewis | E | 1970 |
| Routt, Stanford | CB | 2012 |
| Spiller, C.J. | RB | 2017 |
| Watson, Tim | S | 1993-95 |
| Williams, Damien | RB | 2018-19 |
| West, Robert | WR | 1972-73 |

27

| | | |
|--------------------|------|---------------|
| Acker, Kenneth | CB | 2016-17 |
| Amadi, Ugo | S | 2022 |
| Branch, Tyvon | S | 2015 |
| Brown, Theotis | RB | 1983-84 |
| Coleman, Kurt | S | 2014 |
| Elam, Abram | S | 2012 |
| Fenton, Rashad | CB | 2019-22 |
| Green, Woody | RB | 1974-76 |
| Hill, Greg | RB | 1994-97 |
| Hunt, Kareem | RB | 2017-18 |
| Johnson, Larry | RB | 2003-09 |
| Julien, Jarmar | RB | 2002 |
| Kratzer, Dan | WR | 1973 |
| Milo, Ray | S | 1978 |
| Porter, Kevin | S | 1988-92 |
| Rose, Donovan | CB | 1980 |
| Smith, Blane | S | 1987 |
| Smith, Sean | CB | 2013-15 |
| Taylor, Jay | CB | 1993-95 |
| Walker, Bracy | S | 1994, 1998-01 |
| Washington, Donald | S/CB | 2009-11 |

28 - Retired

| | | |
|----------------------|-----------|----------------|
| Haynes, Abner | RB | 1960-64 |
|----------------------|-----------|----------------|

29

| | | |
|-------------------|----|---------|
| Belser, Jason | S | 2001-02 |
| Berry, Eric | S | 2010-18 |
| Fuller, Kendall | CB | 2018-19 |
| Hill, Greg | RB | 1994-97 |
| Keyes, BoPete | CB | 2020 |
| Knight, Sammy | S | 2005-06 |
| Lammons, Chris | CB | 2020-22 |
| Lewis, Albert | CB | 1983-93 |
| McMillian, Mark | CB | 1997-98 |
| Powers, Clyde | S | 1978 |
| Savage, Dantrell | RB | 2008-09 |
| Washington, Brian | S | 1995-96 |

| Player | Pos. | Years |
|---------------------|------|------------------|
| Williams, Robert | CB | 1998-99 |
| # 30 | | |
| Baker, DeAndre | CB | 2020-21 |
| Bayless, Martin | S | 1992-93, 1995-96 |
| Bennett, Donnell | RB | 1994-00 |
| Bledsoe, Curtis | RB | 1981-82 |
| Bootle, Dicaprio | CB | 2021-22 |
| Brown, Alex | CB | 2019-20 |
| Brown, Jalil | DB | 2011-12 |
| Brown, Mike | S | 2009 |
| Carruth, Paul Ott | RB | 1989 |
| Colclough, Ricardo | CB | 2008-09 |
| Fleming, Jamell | CB | 2014-15 |
| Harris, Gilbert | RB | 2007 |
| Miller, Cleophus | RB | 1974-75 |
| Richardson, Gloster | WR | 1967-70 |
| Richardson, Mike | CB | 2009-10 |
| Robinson, Mark | S | 1984-87 |
| Sams, B.J. | KR | 2008 |
| Sankey, Bishop | RB | 2016 |
| Shaw, Josh | S | 2018 |
| Spikes, Jack | RB/K | 1960-64 |
| Terrell, Steven | S | 2017 |
| Washington, DeAndre | RB | 2020 |
| Washington, Dewayne | CB | 2005 |
| West, Charcandrick | RB | 2014-18 |
| West, Lyle | S | 2002-03 |

| | | |
|------------------|------|---------------|
| # 31 | | |
| Cooper, Marcus | CB | 2013-15 |
| Hartman, Tysyn | DB | 2012 |
| Hunt, Akeem | RB | 2017 |
| Holmes, Priest | RB | 2001-07 |
| Kinney, Jeff | RB | 1972-76 |
| Leggett, Maurice | CB/S | 2008-10 |
| Reese, Jerry | S | 1979-80 |
| Ross, Kevin | CB | 1984-93, 1997 |
| Thomas, Jewerl | RB | 1983 |
| Williams, Darrel | RB | 2018-21 |
| Woods, Jerome | CB | 1996-05 |

| | | |
|-------------------|-------|---------|
| # 32 | | |
| Agee, Tommie | RB | 1989 |
| Allen, Marcus | RB | 1993-97 |
| Bolton, Nick | LB | 2021-22 |
| Dickinson, Bo | RB | 1960-61 |
| Draughn, Shaun | RB | 2011-12 |
| Gray, Cyrus | RB | 2012-14 |
| Horton, Ethan | RB | 1985 |
| Johnson, Jack | DB | 1961 |
| Jones, Doug | DB | 1973-74 |
| Mathieu, Tyrann | S | 2019-21 |
| McClinton, Curtis | RB | 1962-69 |
| Moriarty, Larry | RB | 1986-88 |
| Reed, Tony | RB | 1977-80 |
| Terry, Doug | S | 1992-95 |
| Ware, Spencer | FB/RB | 2015-19 |

| | | |
|-----------------------|-----------|-------------|
| # 33 - Retired | | |
| Johnson, Curley | HB | 1960 |
| Johnson, Stone | RB | 1963 |
| Pricer, Bill | RB | 1961 |

| | | |
|---------------------|----|---------|
| # 34 | | |
| Brackenridge, Tyron | CB | 2007-08 |
| Burruss, Lloyd | S | 1981-91 |
| Carter, Dale | CB | 1992-98 |
| Cloud, Michael | RB | 1999-02 |
| Daniels, Travis | CB | 2009-12 |
| Davis, Knile | RB | 2013-16 |
| Haslip, Wilbert | RB | 1979 |
| Johnson, Larry | RB | 2003-09 |

| Player | Pos. | Years |
|------------------|------|---------|
| Macklin, David | CB | 2008 |
| McQuay, Leon | S | 2017-18 |
| Payton, Eddie | KR | 1978 |
| Thompson, Darwin | RB | 2019-21 |

| | | |
|--------------------|------|---------|
| # 35 | | |
| Atkins, Larry | S/LB | 1999-02 |
| Barksdale, Rashad | CB | 2007 |
| Belton, Horace | RB | 1978-81 |
| Celestin, Oliver | S | 2008 |
| Demps, Quintin | S | 2013 |
| Johnson, Melvin | S | 1998 |
| Okoye, Christian | RB | 1987-92 |
| Otis, Jim | RB | 1971-72 |
| Pile, Willie | S | 2004 |
| Price, Ricky | S | 2009-10 |
| Reeves, Jacques | CB | 2012 |
| Stover, Oliver | LB | 1960-66 |
| Thomas, Ken | RB | 1983 |
| Walls, Lenny | CB | 2006 |
| Ward, Charvarius | CB | 2018-21 |
| Watson, Jaylen | CB | 2022 |
| West, Charcandrick | RB | 2014-18 |
| White, William | S | 1994-96 |

| | | |
|-----------------------|-----------|----------------|
| # 36 - Retired | | |
| Daniels, Clemon | DB | 1960 |
| Hill, Mack Lee | RB | 1964-65 |

| | | |
|---------------------|-----------|----------------|
| # 37 | | |
| Collier, Tim | CB | 1976-79 |
| Delaney, Joe | RB | 1981-82 |

| | | |
|--------------------|----|---------|
| # 38 | | |
| Anders, Kimble | FB | 1991-00 |
| Bragg, Michael | CB | 2006 |
| Brannan, Solomon | DB | 1965-66 |
| Brown, Dee | RB | 2005-06 |
| Finley, Clint | S | 2002-03 |
| Gunter, Michael | RB | 1984 |
| Hayes, Wendell | RB | 1968-74 |
| Johnson, Tervaris | RB | 2010 |
| Loveall, Calvin | CB | 1988 |
| Morgan, DaJuan | S | 2008-09 |
| Odom, Ricky | S | 1978 |
| Parker, Ron | DB | 2013-18 |
| Roquemore, Durwood | CB | 1982-83 |
| Sneed, L'Jarius | CB | 2020-22 |
| Thomas, Carlton | CB | 1987 |
| Thorpe, Neiko | DB | 2012 |

| | | |
|--------------------|-------|---------|
| # 39 | | |
| Abdullah, Husain | S | 2013-15 |
| Anderson, Zayne | DB | 2021-22 |
| Bailey, Mark | RB | 1977-78 |
| Carr, Brandon | CB | 2008-11 |
| Crockett, Ray | CB | 2001-02 |
| Everett, Eric | CB | 1991 |
| Griffin, Stephen | RB | 1987 |
| Mitchell, Terrance | CB | 2016-17 |
| Morris, Bam | RB | 1998-99 |
| Moser, Rick | RB | 1981 |
| Pickens, Bruce | CB | 1993 |
| Ross, Derrick | RB | 2006 |
| Smith, Tremon | CB | 2018-19 |
| Thompson, Del | RB | 1982 |
| Ware, Spencer | FB/RB | 2015-19 |

| | | |
|--------------|----|------|
| # 40 | | |
| Bell, Billy | CB | 1991 |
| Davis, Ricky | S | 1977 |

| Player | Pos. | Years |
|--------------------|------|---------------|
| Gore, Derrick | RB | 2021 |
| Green, Boyce | RB | 1986 |
| Harris, Corey | CB | 2001-03 |
| Hasty, James | CB | 1995-00 |
| Hillis, Peyton | RB | 2012 |
| Jackson, Charlie | DT | 1960 |
| Lacy, Ken | RB | 1984-85, 1987 |
| Lovett, John | FB | 2019 |
| Mack, Cedric | CB | 1992 |
| Marsalis, Jim | CB | 1969-75 |
| Millard, Trey | FB | 2016 |
| Reaser, Keith | CB | 2017, 2019 |
| Sterns, Jordan | S | 2017 |
| Walker, Bracy | S | 1994, 1998-01 |
| Williams, Javarris | RB | 2009 |
| Williams, Lawrence | WR | 1976-77 |
| Williams, Robert | CB | 1993 |

41

| | | |
|-------------------|----|---------|
| Bates, Jackie | CB | 2010 |
| Christopher, Herb | S | 1979-82 |
| Connot, Scott | S | 2004 |
| Crawford, Keith | S | 1998 |
| Dennis, Pat | CB | 2000-01 |
| Dressler, Doug | RB | 1975 |
| Evans, James | RB | 1987 |
| Hill, Kenny | S | 1989 |
| Jankowski, Bruce | WR | 1971-72 |
| Jenkins, Keyvan | RB | 1988 |
| Johnson, Darrius | CB | 2003 |
| McCarthy, Kyle | DB | 2012 |
| Parker, Anthony | CB | 1991 |
| Pippens, Woodie | RB | 1987 |
| Tongue, Reggie | S | 1996-99 |
| Whitmore, David | S | 1993-94 |
| Winchester, James | LS | 2015-22 |

42

| | | |
|-------------------|------|---------|
| Carter, M.L. | CB | 1979-81 |
| Cox, Mike | FB | 2008-10 |
| Cruz, Ronnie | RB | 2005-06 |
| Donaldson, Jeff | S | 1990 |
| Harts, Shaunard | S | 2001-04 |
| Lane, MacArthur | RB | 1975-78 |
| Malone, Darrell | CB | 1992 |
| Mincy, Charles | S | 1991-94 |
| Piscitelli, Sabby | S | 2011 |
| Ricks, Lawrence | RB | 1983-84 |
| Robinson, Johnny | S/HB | 1960-71 |
| Sherman, Anthony | FB | 2013-20 |
| Smith, Jeff | RB | 1985-86 |
| Washington, Tim | CB | 1982 |

43

| | | |
|--------------------|----|---------|
| Bolden, Juran | CB | 1999 |
| Brockington, John | RB | 1977 |
| Cochrane, Jack | LB | 2022 |
| Easy, Omar | FB | 2002-04 |
| Gafford, Thomas | LS | 2008-14 |
| Hanoian, Greg | FB | 2006 |
| Jackson, Billy | RB | 1981-84 |
| Jones, Bill | RB | 1990-92 |
| Parker, Robert | RB | 1987 |
| Pruitt, Mike | RB | 1985-86 |
| Smith, Emmanuel | LB | 2020 |
| Thomas, Bill | RB | 1974 |
| Williams, Jermaine | FB | 2001 |

44

| | | |
|------------------|----|---------|
| Anderson, Darren | CB | 1994-97 |
| Harris, Eric | CB | 1980-82 |
| Harris, Jimmy | DB | 1960-61 |
| Heard, Herman | RB | 1984-89 |
| Kelley, Ed | DB | 1961 |

| Player | Pos. | Years |
|------------------|------|---------|
| Lee, Elijah | LB | 2022 |
| McClain, Le'Ron | FB | 2011 |
| O'Daniel, Dorian | LB | 2018-21 |
| Page, Jarrad | S | 2006-09 |
| Parker, Kerry | CB | 1984 |
| Thompson, Leroy | RB | 1995 |
| Warfield, Eric | CB | 1998-05 |
| Williams, Harvey | RB | 1991-93 |
| Williams, Jerrol | LB | 1994 |
| Wilson, Jerrel | P | 1963-77 |

45

| | | |
|------------------|----|---------------|
| Baber, Billy | TE | 2001-03 |
| Brooks, Bucky | CB | 1997-98 |
| Bryant, Trent | CB | 1982-83, 1987 |
| Burton, Michael | FB | 2021-22 |
| Eachus, Nate | RB | 2012 |
| Eligwe, Ukeme | LB | 2017 |
| Grayson, Dave | DB | 1961-64 |
| Holmes, Robert | RB | 1968-71 |
| Johnson, Jimmie | TE | 1994 |
| Johnson, Sidney | CB | 1988 |
| LaGrand, Morris | RB | 1975 |
| Lammons, Chris | CB | 2020-22 |
| Maxey, Marcus | CB | 2006 |
| McNeil, Pat | RB | 1976-77 |
| Merritt, Michael | TE | 2008 |
| Petry, Stan | CB | 1989-91 |
| Pope, Leonard | TE | 2009-11 |
| Saxon, James | RB | 1988-91 |
| Stargell, Tony | CB | 1996 |
| Talton, Ken | RB | 1980 |
| Thomas, Gene | FB | 1966-67 |
| Thompson, Ernie | RB | 1993 |

46

| | | |
|---------------------|-------|---------|
| Baxter, Keith | CB | 2017 |
| Brock, Kevin | TE | 2013 |
| Castille, Tim | RB | 2009-10 |
| Clemons, Michael | RB | 1987 |
| Dombroski, Paul | S | 1980-81 |
| Fields, Jitter | RB | 1987 |
| Gray, Tim | S | 1976-78 |
| Grigsby, Boomer | FB/LB | 2005-07 |
| Jones, Dominique | TE | 2013 |
| Jones, Victor | RB | 1994 |
| Kearney, Jim | DB | 1967-75 |
| King, Bruce | RB | 1985-86 |
| Moreau, Frank | RB | 2000 |
| Smith, Noland | WR | 1967-69 |
| Thompson, Bennie | S | 1992-93 |
| Washington, Charles | DB | 1990-91 |
| Williams, Robert | CB | 1998-99 |
| Zaruba, Carroll | DB | 1960 |

47

| | | |
|-----------------|----|---------|
| Chappell, Devin | S | 2017 |
| Golub, Chris | S | 1977 |
| Harris, Darius | LB | 2019-22 |
| Hodge, Alphonso | CB | 2005-06 |
| Martin, Don | CB | 1975 |
| McGraw, Jon | S | 2007-11 |
| Osley, Willie | DB | 1974 |
| Scott, Todd | S | 1997 |
| Smith, Chris | RB | 1986-87 |

48

| | | |
|--------------------|----|---------|
| Allen, Nate | CB | 1971-74 |
| Burgmeier, Ted | S | 1978 |
| Christiansen, Cole | LB | 2022 |
| Colter, Jeff | DB | 1987 |
| Gafford, Thomas | LS | 2008-14 |
| Gamble, Kenny | RB | 1988-90 |
| Hadnot, James | RB | 1980-83 |
| Harris, Vernon | CB | 2016 |

| Player | Pos. | Years |
|--------------------|------|---------------|
| Jones, E.J. | RB | 1985 |
| Keizer, Nick | TE | 2020 |
| Lane, Garcia | CB | 1985, 1987 |
| Langford, Reshard | S | 2009-11 |
| McDougald, Bradley | S | 2013 |
| McNair, Todd | RB | 1989-93, 1996 |
| Perry, Ed | TE | 2005 |
| Popson, Ted | TE | 1997-98 |
| Smith, Terrance | LB | 2016-18 |
| Stowers, Tommie | RB | 1994 |
| Taylor, Steve | S | 1976 |
| Washington, Brian | S | 1995-96 |
| Wood, Duane | DB | 1960-64 |

49

| | | |
|------------------|----|---------|
| Bograkos, Steve | S | 1976 |
| DiMarco, Patrick | FB | 2012 |
| Gay, Matt | S | 1994 |
| Jackson, Gerald | S | 1979 |
| Menzie, De'Quan | DB | 2012 |
| Nelson, Teddy | CB | 1987 |
| Pollard, Bernard | S | 2006-08 |
| Richardson, Tony | FB | 1995-05 |
| Sorensen, Daniel | S | 2014-21 |
| Thomas, Charlie | RB | 1975 |

50

| | | |
|-------------------|------|---------|
| Anderson, Erick | LB | 1992-93 |
| Atkins, Larry | S/LB | 1999-02 |
| Barton, Jim | C | 1960 |
| Boiman, Rocky | LB | 2008 |
| Caveness, Ronnie | LB | 1965 |
| Daniels, Calvin | LB | 1982-85 |
| Davis, Anthony | LB | 1994-98 |
| Del Rio, Jack | LB | 1987-88 |
| Gay, Willie | LB | 2020-22 |
| Harris, Napoleon | LB | 2007-08 |
| Houston, Justin | LB | 2011-18 |
| Kearney, Tim | LB | 1975 |
| Lee, Darron | LB | 2019 |
| McGovern, Rob | LB | 1989-90 |
| Mitchell, Kawika | LB | 2003-06 |
| Oriard, Mike | C | 1970-73 |
| Peterson, Cal | LB | 1979-81 |
| Sanders, Clarence | LB | 1978 |
| Thornbladh, Bob | LB | 1974 |
| Vrabel, Mike | LB | 2009-10 |

51

| | | |
|-----------------------|-------|---------------|
| Bush, Lew | LB | 2000-02 |
| Cadrez, Glenn | LB | 2001-02 |
| Darche, Jean-Philippe | LS | 2007-08 |
| Danna, Mike | DE | 2020-22 |
| Donnalley, Rick | C | 1986-87 |
| Fraser, Jim | LB | 1965 |
| Fujita, Scott | LB | 2002-04 |
| Grigsby, Boomer | FB/LB | 2005-07 |
| Jackson, Charles | LB | 1978-84 |
| Lingner, Adam | C | 1983-86, 1988 |
| Lynch, Jim | LB | 1967-77 |
| Manusky, Greg | LB | 1994-99 |
| Marts, Lonnie | LB | 1991-93 |
| Mays, Corey | LB | 2009-10 |
| Miller, Gabe | LB | 2011 |
| Zombo, Frank | LB | 2013-18 |

52

| | | |
|-------------------|----|---------------|
| Abell, Bud | LB | 1966-68 |
| Anderson, Charlie | LB | 2010 |
| Beisel, Monty | LB | 2001-04, 2009 |
| Caver, Quinton | LB | 2002-04 |
| Gatewood, Curtis | LB | 2008 |
| Harris, Demone | DE | 2019-20 |
| Herron, David | LB | 2009 |

| Player | Pos. | Years |
|------------------------|------|---------|
| Howard, Thomas | LB | 1977-83 |
| Humphrey, Creed | C | 2021-22 |
| Humphrey, Tom | C | 1974 |
| Hyde, Glenn | C | 1987 |
| Johnson, James-Michael | LB | 2013-14 |
| Jolly, Ken | LB | 1984-85 |
| Kershaw, William | LB | 2006-07 |
| Nicolas, Dadi | LB | 2016-17 |
| Olsen, Orrin | C/G | 1976 |
| O'Neal, Andre | LB | 2000-01 |
| Pimentel, Mickey | LB | 2007 |
| Rogers, Tracy | LB | 1990-96 |
| Siler, Brandon | LB | 2011-12 |
| Snipes, Angelo | LB | 1987-89 |
| Walden, Erik | LB | 2008 |

53

| | | |
|--------------------|-------|---------------|
| Andrews, Billy | LB | 1976-77 |
| Avery, Ken | LB | 1975 |
| Griffin, Kris | LB | 2005-06 |
| Hamilton, Rick | LB | 1994-95 |
| Hitchens, Anthony | LB | 2018-21 |
| Howard, Todd | LB | 1987-88 |
| Jones, Fred | LB | 2003-04 |
| Mays, Joe | LB | 2014 |
| Moten, Gary | LB | 1987 |
| Patton, Marvucs | LB | 1999-02 |
| Paul, Whitney | DE/LB | 1976-81, 1986 |
| Rush, Bob | C | 1983-85 |
| Stephens, Santo | LB | 1993 |
| Webster, Mike | C | 1989-90 |
| Whitley, Benton | DE | 2022 |
| Williams, Demorrio | LB | 2008-11 |
| Wilson, Ramik | LB | 2015-17 |

54

| | | |
|--------------------|----|---------------|
| Ashley, Walker Lee | LB | 1989 |
| Bolton, Nick | LB | 2021-22 |
| Chenal, Leo | LB | 2022 |
| Cofield, Tim | LB | 1986-88 |
| Favors, Greg | LB | 1998 |
| Greene, Ted | LB | 1960-62 |
| Hudock, Mike | C | 1967 |
| Manumaleuga, Frank | LB | 1979-81 |
| Moore, Sio | LB | 2016 |
| Moses, Dezman | LB | 2013-16 |
| Ochi, Victor | LB | 2016 |
| Orchard, Nate | LB | 2018 |
| Simien, Tracy | LB | 1991-97 |
| Walker, James | LB | 1983 |
| Waters, Brian | G | 2000-10 |
| Werner, Clyde | LB | 1970-74, 1976 |
| Wilson, Damien | LB | 2019-20 |

55

| | | |
|--------------------|-------|---------|
| Best, Keith | LB | 1972 |
| Clark, Frank | DE | 2019-22 |
| Cooper, Louis | LB | 1985-90 |
| Dimmick, Tom | C | 1960 |
| Dumas, Troy | LB | 1995-97 |
| Ford, Dee | LB | 2014-18 |
| George, Ron | LB | 1998-00 |
| Holub, E.J. | C/LB | 1961-70 |
| Jordan, Akeem | LB | 2013 |
| Kehl, Bryan | LB | 2012 |
| Klug, Dave | LB | 1981-83 |
| Peterson, Bill | LB | 1975 |
| Randle, Ervin | LB | 1991-92 |
| Rogers, Justin | LB | 2009 |
| Rozumek, Dave | LB | 1976-79 |
| Scanlon, Rich | LB | 2004-06 |
| Sheffield, Cameron | LB | 2010-12 |
| Stams, Frank | LB | 1995 |
| Stills, Gary | LB/DE | 1999-05 |
| Thomas, Pat | LB | 2007-08 |

| Player | Pos. | Years |
|-------------------|-------|---------------|
| # 56 | | |
| Ale, Arnold | LB | 1994 |
| Ane, Charlie | C | 1975-80 |
| Beisel, Monty | LB/DE | 2001-04, 2009 |
| Bush, Lew | LB | 2000-02 |
| Cancik, Phil | LB | 1981 |
| Corey, Walt | LB | 1960-66 |
| Dixon, Ernest | LB | 1998 |
| Graham, Tom | LB | 1974 |
| Hackett, Dino | LB | 1986-92 |
| Haynes, Louis | LB | 1982-83 |
| Johnson, Derrick | LB | 2005-17 |
| Karlaftis, George | DE | 2022 |
| Niemann, Ben | LB | 2018-21 |
| Okafor, Alex | DE | 2019-21 |
| Simmons, Wayne | LB | 1997-98 |
| Stills, Gary | LB/DE | 1999-05 |

| Player | Pos. | Years |
|---------------------|------|---------|
| # 57 | | |
| Alexander, D.J. | LB | 2015-16 |
| Baldwin, Johnny | LB | 2007 |
| Blanton, Jerry | LB | 1979-85 |
| Brown, Orlando | T | 2021-22 |
| Cole, Justin | LB | 2010 |
| Dacus, Weston | LB | 2008-09 |
| Elrod, Jimbo | LB | 1976-78 |
| Harrell, James | LB | 1987 |
| Holmes, Bruce | LB | 1987 |
| Houston, Bobby | LB | 1997 |
| Jamison, George | LB | 1994-96 |
| Johnson, Nico | LB | 2013 |
| Martin, Chris | LB | 1988-92 |
| Maslowski, Mike | LB | 1999-04 |
| Okafor, Alex | DE | 2019-21 |
| Palewicz, Al | LB | 1973-75 |
| Pierre-Louis, Kevin | LB | 2017 |
| Speaks, Breeland | LB | 2018-19 |
| Willard, Jerrott | LB | 1998 |
| Williams, Leon | LB | 2012 |

| Player | Pos. | Years |
|------------------------|-----------|----------------|
| # 58 - Retired | | |
| Baugh, Tom | C | 1986-88 |
| Martin, Dave | LB | 1968 |
| Potter, Steve | LB | 1983 |
| Rice, Andrew | DT | 1966-67 |
| Rudnay, Jack | C | 1970-82 |
| Thomas, Derrick | LB | 1989-99 |
| Thompson, Arland | G | 1987 |

| Player | Pos. | Years |
|-----------------------|------|------------------|
| # 59 | | |
| Barber, Shawn | LB | 2003-05 |
| Belcher, Jovan | LB | 2009-12 |
| Burks, Ray | LB | 1977 |
| Cadrez, Glenn | LB | 2001-02 |
| Cobb, Omari | LB | 2020 |
| Edwards, Donnie | LB | 1996-01, 2007-08 |
| Fields, Jaime | LB | 1993-95 |
| Franklin, Jerry | LB | 2014 |
| Harvey, Stacy | LB | 1989 |
| Hawkins, Andy | LB | 1988 |
| James, Robert | LB | 2013 |
| Kaindoh, Joshua | DE | 2021-22 |
| Kelly, Colin | OL | 2013 |
| March-Lillard, Justin | LB | 2015-16 |
| Ragland, Reggie | LB | 2017-19 |
| Snow, Percy | LB | 1990-92 |
| Spani, Gary | LB | 1978-86 |

| Player | Pos. | Years |
|---------------------|------|---------|
| # 60 | | |
| Baab, Mike | C | 1992 |
| Daney, George | G | 1968-74 |
| De La Puente, Brian | G | 2008 |

| Player | Pos. | Years |
|------------------|------|---------|
| Herkenhoff, Matt | T | 1976-85 |
| Hunter, Ryan | G | 2019 |
| Ingram, Byron | G | 1987-88 |
| Leffew, Travis | T | 2007 |
| Lindstrom, Chris | DE | 1987 |
| Ndukwe, Ikechuku | G/T | 2009 |
| Omameh, Patrick | G | 2020 |
| Pughsley, Jarrod | OL | 2015 |
| Reynolds, Al | G | 1960-67 |
| Terry, Chris | T | 2006-07 |
| Willis, Donald | G | 2000-04 |

| Player | Pos. | Years |
|--------------------|------|---------------|
| # 61 | | |
| Adickes, Mark | G | 1986-89 |
| Biodrowski, Dennis | G | 1963-67 |
| Brown, Colin | G | 2009 |
| Burton, Antwon | DT | 2008 |
| Cadwell, John | G | 1961 |
| Culp, Curley | DT | 1968-74 |
| Frazier, Cliff | DT | 1977 |
| Grunhard, Tim | C | 1990-00 |
| Hudson, Bob | LB | 1960 |
| Hudson, Rodney | G/C | 2011-14 |
| Morse, Mitch | C | 2015-18 |
| Parrish, Don | NT | 1978-82 |
| Reiter, Austin | C | 2018-20, 2022 |
| Sharpe, Montique | DT | 2003 |
| Stallings, Tre | G | 2006-07 |
| Wisniewski, Stefen | G | 2019-20 |
| Zamberlin, John | LB | 1983-84 |

| Player | Pos. | Years |
|------------------|------|------------------|
| # 62 | | |
| Alleman, Andy | C/G | 2009 |
| Chilton, Gene | G/C | 1989 |
| Fournet, Sid | G | 1960-61 |
| Helton, Darius | G | 1977 |
| Kirchbaum, Kelly | LB | 1980 |
| Liggett, Bob | DT | 1970 |
| Lingner, Adam | C | 1983-86, 1988 |
| McLean, Ron | NT | 1988 |
| Parker, Glenn | G/T | 1997-99 |
| Pietrzak, Jim | C | 1987 |
| Reiter, Austin | C | 2018-20, 2022 |
| Story, Bill | G | 1975 |
| Thomas, Todd | C | 1981 |
| Thuney, Joe | G | 2021-22 |
| Wiegmann, Casey | C | 2001-07, 2010-11 |

| Player | Pos. | Years |
|-----------------------|-----------|----------------|
| # 63 - Retired | | |
| Lanier, Willie | LB | 1967-77 |
| Maas, Bill | NT/DE | 1984-92 |
| Olenchak, John | C/LB | 1981-82 |
| Terrell, Marvin | G | 1960-63 |

| Player | Pos. | Years |
|--------------------|-------|------------|
| # 64 | | |
| Acker, Bill | NT/DE | 1982, 1987 |
| Beisler, Randy | G | 1975 |
| Feehery, Gerry | C | 1988 |
| Harvey, James | G | 1987-88 |
| Kirchner, Mark | T/G | 1983 |
| Krisner, Bill | G | 1960-61 |
| Kush, Eric | C | 2013-14 |
| Mattison, Bryan | C | 2012 |
| Merz, Curt | G/DE | 1962-68 |
| Munyer, Daniel | OL | 2015 |
| Niswanger, Rudy | C | 2006-10 |
| Olderman, Bob | G | 1985 |
| Pennel, Mike | DT | 2019-20 |
| Ricketts, Tom | G | 1993 |
| Studdard, Les | C | 1982 |
| Tamm, Ralph | G | 1997-99 |
| Washington, Thomas | DT | 2000 |

| Player | Pos. | Years |
|---------------------|------|---------|
| # 65 | | |
| Adkins, Kevin | C | 1987 |
| Black, Jordan | G/T | 2003-06 |
| Condon, Tom | G | 1974-84 |
| Devey, Jordan | G | 2016-18 |
| DiGiacomo, Curt | G | 1988 |
| Fada, Rob | G | 1985 |
| Gilliam, Jon | C | 1961-67 |
| Henry, Ricky | G | 2013 |
| Isidora, Danny | G | 2020 |
| Kauahi, Kani | C | 1992 |
| Knapp, Lindsay | G/T | 1993-94 |
| Lilja, Ryan | G | 2010-12 |
| Prudhomme, Remi | G | 1968-69 |
| Smith, Jeff | C/G | 1996-99 |
| Smith, Trey | G | 2021-22 |
| Taylor, Herb | T | 2007-08 |
| Threats, Jabbar | DE | 2002 |
| Washington, Tavares | G | 2008 |
| Winters, Frank | G/C | 1990-91 |

| Player | Pos. | Years |
|-------------------|------|---------------|
| # 66 | | |
| Bishop, Sonny | G | 1962 |
| Blythe, Austin | OL | 2021 |
| Budde, Brad | G | 1980-86 |
| Diamond, Bill | G | 1963 |
| Doubiago, Dan | T | 1987 |
| Frazier, Wayne | C | 1966-67 |
| Frey, Dick | DE | 1960 |
| Grubbs, Ben | G | 2015 |
| Harris, Darryl | G | 2009 |
| Hochstein, Russ | G | 2012 |
| Ingram, Johnathan | C | 2004-05 |
| McKenzie, Kahlil | G | 2018 |
| Newson, Tony | LB | 2002 |
| Rasley, Rocky | G | 1975 |
| Riley, Victor | T | 1998-01 |
| Siglar, Ricky | T | 1993-96, 1998 |
| Stein, Bob | LB | 1969-72 |
| Wickert, Tom | G | 1977 |
| Williams, Brandon | DT | 2022 |

| Player | Pos. | Years |
|-------------------|-------|---------|
| # 67 | | |
| Andersen, Jason | G/C | 2002 |
| Black, James | DE | 1987 |
| Bober, Chris | G/T | 2004-07 |
| Kilgore, Daniel | C | 2020 |
| Kubik, Brad | G | 1998-99 |
| Larpenter, Carl | G | 1962 |
| Murray, Jimmy | C | 2018 |
| Niang, Lucas | T | 2021-22 |
| Proby, Bryan | DT | 1995 |
| Ranglin, Rich | OL | 2012 |
| Richardson, Barry | T | 2008-11 |
| Seals, George | DT | 1972-73 |
| Stensrud, Mike | NT/DE | 1988 |
| Still, Art | DE | 1978-87 |
| Swoopes, Patrick | NT | 1991 |
| Wilson, Mike | G | 1975 |
| Word, Mark | DE | 1999 |

| Player | Pos. | Years |
|------------------|------|---------------|
| # 68 | | |
| Auer, Scott | G/T | 1984-85 |
| Bernhardt, Roger | G | 1975 |
| Harris, Ryan | T | 2014 |
| Maneri, Steve | T/TE | 2011-12 |
| Morris, Michael | C | 1989 |
| Nunnery, R.B. | DT | 1960 |
| Person, Mike | OL | 2016 |
| Shields, Will | G | 1993-06 |
| Waldron, Dustin | T | 2013 |
| Walker, Wayne | K | 1967 |
| Witzmann, Bryan | T | 2106-17, 2020 |

| Player | Pos. | Years |
|--------------------|------|---------|
| # 69 | | |
| Allen, Jared | DE | 2004-07 |
| Allotey, Victor | G | 2001-02 |
| Blackshear, Jeff | G | 2000 |
| Criswell, Jeff | T | 1995-98 |
| DeBernardi, Fred | DE | 1974 |
| Headrick, Sherrill | LB | 1960-67 |
| Lokey, Derek | DT | 2008-09 |
| Long, Kyle | OL | 2021 |
| McClain, Terrell | DT | 2019 |
| Meisner, Greg | DE | 1989-90 |
| Steinfeld, Al | C | 1982 |
| Watkins, Rokevious | G | 2013 |

| Player | Pos. | Years |
|----------------------|-------|---------------|
| # 70 | | |
| Boone, Alfonso | DT | 2007-08 |
| Cannon, Mark | C | 1989 |
| DeVito, Mike | DE | 2013-15 |
| Farrier, Curt | DT | 1963-65 |
| Gales, Dion | DE/DT | 2009 |
| Kelly, Bobby | T | 1967 |
| Lathrop, Kit | DE | 1986 |
| McElroy, Reggie | T | 1993 |
| Mims, David | OL | 2011 |
| Nelson, Mark | T | 1987 |
| Nicholson, Jim | T | 1974-79 |
| Osemele, Kelechi | G | 2020 |
| Rourke, Jim | G | 1980-84, 1986 |
| Sally, Jerome | NT | 1988 |
| Senat, Greg | T | 2019 |
| Shields, Billy | T | 1985 |
| Smith, Dave | WR | 1973 |
| Smith, Sid | T | 1970-72 |
| Spears, Marcus | T | 1997-03 |
| Stone, Jack | T | 1960 |
| Wallace, Steve | T | 1997 |
| Wanogho, Prince Tega | T | 2021-22 |
| Williams, Stephen | DT | 2006 |
| Witzmann, Bryan | T | 2016-17, 2020 |
| Woodard, Ray | DE | 1987 |

| Player | Pos. | Years |
|--------------------|------|------------------|
| # 71 | | |
| Allen, Jeff | G/OL | 2012-15, 2018-19 |
| Barndt, Tom | DT/G | 1996-99 |
| Budde, Brad | G | 1980-86 |
| Budde, Ed | G | 1963-76 |
| Carnahan, Andrew | T | 2008 |
| Collins, Ray | DT | 1960-61 |
| Dohring, Tom | T | 1992 |
| Freeman, Eddie | DE | 2002-03 |
| Gaither, Jared | T | 2011 |
| Getz, Lee | G | 1987 |
| Kragen, Greg | DT | 1994 |
| Lindstrom, Dave | DE | 1978-85 |
| Magee, Alex | DE | 2009-10 |
| McCleary, Norris | DT | 2000-01 |
| Schwartz, Mitchell | T | 2016-20 |
| Shelton, Danny | NT | 2022 |
| Svitek, Will | T | 2005-07 |
| Thorp, Don | DE | 1988 |

| Player | Pos. | Years |
|-----------------|-------|---------|
| # 72 | | |
| Alford, Darnell | T | 2000-02 |
| DiMidio, Tony | T | 1966-67 |
| Dorsey, Glenn | DE/DT | 2008-12 |
| Fisher, Eric | T | 2013-20 |
| Johnson, Stan | NT | 1978 |
| Lutz, David | G/T | 1983-92 |
| Maczuzak, John | DT | 1964 |
| Murphy, Montez | DE | 2006 |
| Oates, Brad | T | 1980-81 |
| Parks, Nate | T | 1997 |

| Player | Pos. | Years |
|-----------------|------|---------------|
| Parquet, Jeremy | T | 2005 |
| Rochester, Paul | DT | 1960-63 |
| Siglar, Ricky | T | 1993-96, 1998 |
| Simons, Keith | DT | 1976-77 |
| Smith, Franky | T | 1980 |
| Smith, Khreem | DE | 2007 |
| Staysniak, Joe | G | 1992 |
| Villa, Danny | G | 1993-96 |
| Walton, Wayne | G/T | 1973-74 |
| Williams, Sammy | T | 1999 |

#73

| | | |
|------------------|------|------------------|
| Allegretti, Nick | G | 2019-22 |
| Allen, Jeff | G/OL | 2012-15, 2018-19 |
| Asamoah, Jon | G | 2010-13 |
| Dawson, Mike | NT | 1984 |
| Fulton, Zach | OL | 2014-17 |
| Harris, Michael | C/G | 1989 |
| Hill, Dave | T | 1963-74 |
| Jones, Adrian | G | 2007-08 |
| Jones, Willie | T | 2000-02 |
| Jozwiak, Brian | G | 1986-88 |
| Palmer, Gery | G | 1975 |
| Sandidge, Tim | DT | 2006 |
| Simmons, Bob | G | 1977-83 |
| Swanson, Pete | G/T | 1998 |
| Valerio, Joe | T | 1991-95 |
| Wolf, James | DT | 1976 |

#74

| | | |
|-------------------|-------|------------|
| Acker, Bill | NT/DE | 1982, 1987 |
| Christian, Geron | T | 2022 |
| Cornelison, Jerry | T | 1960-65 |
| Estes, Lawrence | DE | 1975-76 |
| Fanaika, Paul | G | 2015 |
| Graham, Derrick | T | 1990-94 |
| Hamilton, Justin | DL | 2017-18 |
| Holmes, Pat | DE | 1973 |
| Jenkins, Trezelle | T | 1995-97 |
| Keating, Tom | DT | 1974-75 |
| Koch, Pete | DE | 1985-87 |
| Linkenbach, Jeff | OL | 2014 |
| Lloyd, Jeff | NT | 1978 |
| Mangiero, Dino | NT | 1980-83 |
| Rankin, Martinas | T | 2019-20 |
| Schwartz, Geoff | G/T | 2013 |
| Smith, Wade | G/T | 2008-09 |
| Trosch, Gene | DE | 1967-69 |
| Turley, Kyle | T | 2006-07 |
| Wallace, Steve | T | 1997 |
| Williams, Brett | T | 2003-04 |
| Winston, Eric | T | 2012 |

#75

| | | |
|---------------------|-------|---------|
| Dalton, Lionel | DT | 2004-06 |
| Eatman, Irv | T | 1986-90 |
| Erving, Cam | OL | 2017-19 |
| Gardner, Ellis | T | 1983 |
| Granderson, Rufus | T | 1960 |
| Hicks, Sylvester | DE | 1978-81 |
| Johnson, Rishaw | G | 2013 |
| Jones, Willie | T | 2000-02 |
| Kinnard, Darian | T | 2022 |
| Maddox, Bob | DE | 1975-76 |
| Mays, Jerry | DT/DE | 1961-70 |
| McCleary, Norris | DT | 2000-01 |
| McGlockton, Chester | DT | 1998-00 |
| McGlynn, Mike | G | 2014 |
| O'Callaghan, Ryan | T | 2009-11 |
| Peay, Francis | T | 1973-74 |
| Pitoitua, Ropati | DE | 2012 |
| Phillips, Joe | DT | 1992-97 |
| Reid, Jah | OL | 2015-16 |
| Remmers, Mike | T | 2020-21 |
| Ross, Louis | DE | 1975 |

| Player | Pos. | Years |
|--------------|------|---------|
| Taylor, Herb | T | 2007-08 |

#76

| | | |
|--------------------------|----|---------------|
| Albert, Branden | T | 2008-13 |
| Alt, John | T | 1984-96 |
| Drougas, Tom | T | 1974 |
| Duvernay-Tardif, Laurent | G | 2014-19, 2021 |
| Moorman, Mo | G | 1968-73 |
| Napier, Walter (Buffalo) | DT | 1960-61 |
| Rosdahl, Hatch | DE | 1964-66 |
| Tait, John | T | 1999-03 |
| Taylor, Roger | T | 1981 |
| Walters, Rod | G | 1976, 1978-80 |
| Welbourn, John | T | 2004-07 |

#77

| | | |
|-------------------|----|---------|
| Baldinger, Rich | T | 1983-92 |
| Barnes, T.J. | DL | 2016 |
| Catapano, Mike | DE | 2013-14 |
| Getty, Charlie | T | 1974-82 |
| Gregg, Kelly | DL | 2011 |
| Hawkins, Donald | OL | 2017 |
| McDaniels, Pellom | DE | 1993-98 |
| McIntosh, Damion | T | 2007-08 |
| Roaf, Willie | T | 2002-05 |
| Rogers, Steve | T | 1987 |
| Tyrer, Jim | T | 1961-73 |
| Wylie, Andrew | T | 2018-22 |

#78 - Retired

| | | |
|--------------------|-----------|----------------|
| Bell, Bobby | LB | 1963-74 |
| Lee, Willie | DT | 1976-77 |

#79

| | | |
|--------------------|------|------------------|
| Allen, Jeff | G/OL | 2012-15, 2018-19 |
| Broughton, Cortez | DT | 2021 |
| Brown, Larry | T | 1978-79 |
| Diamond, Charlie | T | 1960-63 |
| Dotson, Alphonse | DT | 1965 |
| Downing, Eric | DT | 2001-03 |
| Durant, Yasir | OL | 2020 |
| Ehinger, Parker | OL | 2016-17 |
| Gagner, Larry | G | 1972 |
| Goff, Mike | G | 2009 |
| Hoppock, Doug | T | 1987 |
| Matuszak, John | DT | 1974-75 |
| Meyers, Jerry | DE | 1980 |
| Prater, Dean | DE | 1982-83 |
| Sampson, Kevin | T | 2004-06 |
| Stephenson, Donald | T/OL | 2012-15 |
| Szott, Dave | G | 1990-00 |

#80

| | | |
|----------------------|----|---------|
| Barnes, Lew | WR | 1989 |
| Boss, Kevin | TE | 2012 |
| Cannon, Billy | TE | 1970 |
| Carolan, Reg | E | 1964-68 |
| Chesson, Jehu | WR | 2017 |
| Craig, Reggie | WR | 1975-76 |
| Davis, Felton | WR | 2019 |
| Dawson, Lake | WR | 1994-97 |
| Dirden, Johnny | WR | 1979 |
| Dorsey, Larry | WR | 1978 |
| Fasano, Anthony | TE | 2013-14 |
| Garcia, Bubba | WR | 1980 |
| Hamilton, Andy | WR | 1973-74 |
| Jones, Fred | WR | 1990-93 |
| Keel, Mark | TE | 1987 |
| Koss, Stein | TE | 1987 |
| Morton, Johnnie | WR | 2002-04 |
| Murphy, James | WR | 1981 |
| O'Shaughnessy, James | TE | 2015-16 |
| Parker, Larry | WR | 1999-01 |

| Player | Pos. | Years |
|--------------------|-------|---------|
| Romeo, Tony | E | 1961 |
| Shorthose, George | WR | 1985 |
| Tate, Willy | TE | 1998 |
| Wade, Bobby | WR | 2009 |
| Weathers, Clarence | WR | 1989 |
| Webb, Jeff | WR | 2006-08 |
| Williams, Mike | RB/TE | 1979-81 |

81

| | | |
|------------------|-----|---------------|
| Allan, Michael | TE | 2007 |
| Avant, Jason | WR | 2014-15 |
| Bell, Blake | TE | 2019, 2021-22 |
| Benjamin, Kelvin | WR | 2018 |
| Boydston, Max | E | 1960-61 |
| Brooker, Tommy | E/K | 1962-66 |
| Colbert, Darrell | WR | 1987-88 |
| Darling, Devard | WR | 2008-09 |
| Gordon, Richard | TE | 2013-14 |
| Hannon, Chris | WR | 2006 |
| Hargain, Tony | WR | 1992 |
| Hines, Jimmy | E | 1970 |
| Horn, Chris | WR | 2003-05 |
| Jackson, Curtis | WR | 2002-03 |
| Jones, Hasson | WR | 1993 |
| Jones, Rod | TE | 1987-88 |
| Lockett, Kevin | WR | 1997-00 |
| McCarty, Mickey | TE | 1969 |
| Minnis, Marvin | WR | 2001-02 |
| Moeaki, Tony | TE | 2010-13 |
| Penn, Chris | WR | 1994-96 |
| Scott, Willie | TE | 1981-85 |
| Thomas, Robb | WR | 1989-91 |
| Upshaw, Marvin | DE | 1970-75 |

82

| | | |
|-----------------------|-------|------------------|
| Alexander, Derrick | WR | 1998-01 |
| Barnes, Charlie | E | 1961 |
| Barnett, Tim | WR | 1991-93 |
| Bowe, Dwayne | WR | 2007-14 |
| Butler, Gary | TE | 1973 |
| Charles, Orson | TE | 2017 |
| Ellis, Alex | TE | 2018 |
| Fountain, Daurice | WR | 2021-22 |
| Hall, Dante | RB/WR | 2000-06 |
| Hancock, Anthony | WR | 1982-86 |
| Kellar, Bill | WR | 1978 |
| Lothamer, Ed | DT | 1964-69, 1971-72 |
| Miller, Bill | E | 1962 |
| Parker, Brian | TE | 2015 |
| Rucker, Martin | TE | 2012 |
| Smith-Marsette, Ihmir | WR | 2022 |
| Taylor, Kitrick | WR | 1988 |
| Walker, Derrick | TE | 1994-97 |
| Whitaker, Danta | TE | 1990 |
| Yelder, Deon | TE | 2018-20 |

83

| | | |
|--------------------|----|---------|
| Blakely, Robert | WR | 1982 |
| Bradley, Mark | WR | 2008-09 |
| Brunson, Larry | WR | 1974-77 |
| Frazier, Willie | TE | 1971-72 |
| Gammon, Kendall | TE | 2000-06 |
| Gaunt, Steve | WR | 1979 |
| Gray, Noah | TE | 2021-22 |
| Harvey, Marvin | TE | 1981 |
| Hughes, Danan | WR | 1993-98 |
| Johnson, Lonnie | TE | 1999 |
| McRae, Jerrold | WR | 1978 |
| Paige, Stephone | WR | 1983-91 |
| Rucker, Martin | TE | 2012 |
| Seals-Jones, Ricky | TE | 2020 |
| Sippio, Bobby | WR | 2007 |
| Smith, Michael | WR | 1992 |
| Trahan, John | WR | 1987 |
| Urban, Jerheme | WR | 2010-11 |

| Player | Pos. | Years |
|--------------------|-------|---------|
| # 84 | | |
| Arbanas, Fred | TE | 1961-70 |
| Bergey, Bruce | TE | 1971 |
| Briggs, Bob | DE | 1974 |
| Chambers, Chris | WR | 2009-10 |
| Coffman, Paul | TE | 1986-87 |
| Colbert, Keary | WR | 2011 |
| Davis, Willie | WR | 1991-95 |
| Dixon, Al | TE | 1979-82 |
| Engram, Bobby | WR | 2009 |
| Estell, Richard | WR | 1987 |
| Foschi, John Paul | TE | 2008 |
| Harris, Demetrius | TE | 2014-18 |
| Holston, Mike | WR | 1985 |
| Horn, Joe | WR | 1996-99 |
| Little, Dave | TE | 1984 |
| Masters, Billy | TE | 1975-76 |
| McGrath, Sean | TE | 2013 |
| Morris, Sylvester | WR | 2000-03 |
| Newsome, Jamar | WR | 2012 |
| Thomas, De'Anthony | RB/WR | 2014-19 |
| Wade, Charlie | WR | 1977 |
| Ward, LaShaun | WR | 2003 |
| Watson, Justin | WR | 2022 |
| Williams, Chad | WR | 2021 |
| Wilson, Kris | TE/FB | 2004-07 |
| Worthen, Naz | WR | 1989-90 |

85

| | | |
|----------------------|-------|---------|
| Bailey, Victor | WR | 1995-96 |
| Beckman, Ed | TE | 1977-84 |
| Bernet, Ed | E | 1960 |
| Boerigter, Marc | WR | 2002-05 |
| Drummond, Eddie | WR | 2007 |
| Franklin, Will | WR | 2008 |
| Gardner, Rod | WR | 2006 |
| Hayes, Jonathon | TE | 1985-93 |
| Hammond Jr., Frankie | WR | 2014-15 |
| Hull, Bill | DE | 1962 |
| Hurston, Chuck | DE | 1965-70 |
| Jacoby, Mitch | TE | 1999 |
| Johnson, Dick | E | 1963 |
| Johnson, Reggie | TE | 1996 |
| Kemp, Marcus | WR | 2017-22 |
| Martin, Eric | WR | 1994 |
| Nash, Kenny | WR | 1987 |
| O'Connell, Jake | TE | 2009-12 |
| Pearson, Barry | WR | 1974-76 |
| Perriman, Brett | WR | 1997 |
| Pupunu, Alfred | TE | 1997 |
| Ricks, Mikhael | WR/TE | 2000-01 |
| Roche, Brian | TE | 1998 |
| Slaughter, Webster | WR | 1995 |
| Young, Michael | WR | 1994 |

86 - Retired

| | | |
|-----------------------|-----------|----------------|
| Brown, Eric | WR | 1987 |
| Buchanan, Buck | DT | 1963-75 |
| Butler, Gerald | WR | 1977 |
| Davis, Dick | DE | 1962 |
| Harry, Emile | WR | 1986-92 |
| Miller, Paul | DE | 1960-61 |
| Samuels, Tony | TE | 1977-80 |
| Smith, J.T. | WR | 1978-84 |

87

| | | |
|---------------|----|---------|
| Arnold, Walt | TE | 1984-87 |
| Bartrum, Mike | TE | 1993 |
| Branch, Mel | DE | 1960-65 |
| Brown, Aaron | DE | 1966-72 |
| Cottam, Brad | TE | 2008-10 |
| Drayton, Troy | TE | 2000 |
| Dyal, Mike | TE | 1992-93 |

| Player | Pos. | Years |
|-------------------|------|---------------|
| Greene, Tracy | TE | 1994 |
| Kelce, Travis | TE | 2013-22 |
| Kennison, Eddie | WR | 2001-07 |
| Lohmeyer, John | DE | 1973, 1975-77 |
| Maneri, Steve | T/TE | 2011-12 |
| Montagne, Dave | WR | 1987 |
| Roberts, Alfredo | TE | 1988-90 |
| Rome, Stan | WR | 1979-82 |
| Sadowski, Troy | TE | 1991 |
| Strada, John | TE | 1974 |
| Thomas, Chris | WR | 2001 |
| Vanover, Tamarick | WR | 1995-99 |
| Wetzel, Ron | TE | 1983 |

88

| | | |
|--------------------|----|---------|
| Bailey, Victor | WR | 1995-96 |
| Becht, Anthony | TE | 2011 |
| Birden, J.J. | WR | 1990-94 |
| Burford, Chris | E | 1960-67 |
| Carson, Carlos | WR | 1980-89 |
| Fortson, Jody | TE | 2021-22 |
| Gonzalez, Tony | TE | 1997-08 |
| Hemingway, Junior | WR | 2012-14 |
| Slaughter, Webster | WR | 1995 |
| Stroud, Morris | TE | 1969-74 |
| Travis, Ross | TE | 2016-17 |
| Walton, Riley | TE | 1987 |
| Wells, David | TE | 2019 |
| White, Walter | TE | 1975-79 |

89

| | | |
|-------------------|----|---------|
| Baldwin, Jonathan | WR | 2011-12 |
| Bryant, Bob | E | 1960 |
| Cash, Keith | TE | 1992-96 |
| Dunn, Jason | TE | 2000-07 |
| Gordon, Richard | TE | 2013-14 |
| Hodges, Eric | WR | 1987 |
| Holohan, Pete | TE | 1991 |
| Jerals, Luther | DE | 1961 |
| Mandley, Pete | WR | 1989-90 |
| Marshall, Henry | WR | 1976-87 |
| Rison, Andre | WR | 1997-99 |
| Ryan, Sean | TE | 2009 |
| Supernaw, Phillip | TE | 2014 |
| Taylor, Otis | WR | 1965-75 |

90

| | | |
|--------------------|-------|------------|
| Anderson, Curtis | DE | 1979 |
| Bair, Brandon | DL | 2011 |
| Dixon, Ronnie | DT | 1998 |
| Hamm, Bob | DE | 1985 |
| Martin, Steve | DT | 2000 |
| Mauga, Josh | LB | 2014-16 |
| McBride, Turk | LB/DE | 2007-09 |
| Ogbah, Emmanuel | DE | 2019 |
| Reed, Jarran | DT | 2021 |
| Sims, Ryan | DT | 2002-06 |
| Smith, Kenny | DT | 2009 |
| Smith, Neil | DE | 1988-96 |
| Smith, Shaun | DT | 2010, 2012 |
| Stallworth, Taylor | DT | 2022 |
| Ward, Tim | DE | 2020 |
| Williams, Tyrone | DE/DT | 2000-01 |
| Wooden, Terry | LB | 1997 |

91

| | | |
|-------------------|-------|---------|
| Baldinger, Gary | DE | 1986-88 |
| Clavelle, Shannon | DT | 1997 |
| Hali, Tamba | DE/LB | 2006-17 |
| Kremer, Ken | NT | 1979-84 |
| Mumphrey, Lloyd | DE | 1987 |
| Nnadi, Derrick | DT | 2018-22 |
| O'Neal, Leslie | DE | 1998-99 |
| Parten, Ty | DT | 1997-00 |

| Player | Pos. | Years |
|----------------|------|---------|
| Sands, Terdell | DT | 2001 |
| Scanlon, Rich | LB | 2004-06 |
| Truluck, R-Kal | DE | 2002-03 |

92

| | | |
|-------------------|----|---------------|
| Downing, Eric | DT | 2001-03 |
| Gilberry, Wallace | DE | 2008-11 |
| Hall, Carlos | DE | 2005 |
| Harris, Bob | LB | 1987 |
| Kpassagnon, Tanoh | LB | 2017-20 |
| McCabe, Jerry | LB | 1988 |
| Mickell, Darren | DE | 1992-95 |
| Poe, Dontari | NT | 2012-16 |
| Reed, James | DT | 2006-07 |
| Stephens, Hal | DE | 1985 |
| Williams, Dan | DE | 1997, 1999-01 |
| Yakovonis, Ray | NT | 1983 |

93

| | | |
|-----------------|-------|---------|
| Browning, John | DE/DT | 1996-06 |
| Dressel, Chris | TE | 1989 |
| Greenwood, Cory | LB | 2010-12 |
| Hardison, Dee | NT | 1988 |
| Holle, Eric | DE | 1984-87 |
| Ivie, Joey | DT | 2019 |
| Junkin, Mike | LB | 1989 |
| King, David | DT | 2015-16 |
| Thomas, Cam | DL | 2017 |
| Tyler, Tank | DT | 2007-09 |

94

| | | |
|------------------------|-------|---------|
| Babin, Jason | DE | 2008 |
| Barrington, Sam | LB | 2016 |
| Charlton, Taco | DE | 2020 |
| Evans, Mike | DE | 1992 |
| Herring, Malik | DE | 2021-22 |
| Hicks, Kerry | DE/DT | 1996-97 |
| Hobgood-Chittick, Nate | DT | 2001-02 |
| Jackson, Tyson | DE | 2009-13 |
| Jenkins, Jarvis | DL | 2016-18 |
| McAlister, Ken | LB | 1984-87 |
| Nottage, Dexter | DE | 1997 |
| Siavii, Junior | DT | 2004-05 |
| Spann, Gary | LB | 1987 |
| Stedman, Troy | LB | 1988 |
| Suggs, Terrell | DE | 2019 |
| Traylor, Keith | DT | 1995-96 |
| Vickerson, Kevin | DT | 2014 |

95

| | | |
|---------------------|-------|---------------|
| Case, Frank | DE | 1981 |
| Clark, Bruce | DE | 1989 |
| Edwards, Ron | DT | 2006-10 |
| Frazier, Randy | LB | 1987 |
| Jones, Chris | DT | 2016-22 |
| Long, Khari | DE | 2005 |
| Manuel, Sean | TE | 1998 |
| Martin, Josh | LB/DE | 2013-14 |
| Paine, Jeff | LB | 1984-85 |
| Perry, Michael Dean | DT | 1997 |
| Powe, Jerrell | NT | 2011-13 |
| Ransom, Derrick | DT | 1998-02 |
| Sims, Tom | NT | 1991-92, 1996 |

96

| | | |
|------------------|-------|---------------|
| Beisel, Monty | LB/DE | 2001-04, 2009 |
| Howard, Jaye | DT | 2013-16 |
| Hoyett, Braxton | DT | 2020 |
| Jones, Fred | LB | 1987 |
| Logan, Bennie | DT | 2017 |
| Newton, Tim | DT | 1993-94 |
| Pearson, Aaron | LB | 1986-88 |
| Rucker, Keith | DT | 1997 |
| Studebaker, Andy | LB/DE | 2008-12 |

| | | |
|------------------|-------|---------|
| Wilkerson, Jimmy | DE | 2003-07 |
| Williams, Tyrone | DE/DT | 2000-01 |

97

| | | |
|-----------------|----|---------|
| Bailey, Allen | DL | 2011-18 |
| Fox, Keyaron | LB | 2004-07 |
| Holloway, Tony | LB | 1987 |
| Johnson, Ken | DE | 1987 |
| Johnston, Brian | DE | 2008 |
| Newson, Tony | LB | 2002 |
| Okafor, Alex | DE | 2019-21 |
| Owens, Ritchie | DE | 2001-02 |
| Parten, Ty | DT | 1997-00 |
| Radecic, Scott | LB | 1984-86 |
| Reese, Allen | DT | 2003 |
| Saleaumua, Dan | DT | 1989-96 |
| Walters, Pierre | LB | 2009 |

98

| | | |
|-------------------|----|---------------|
| Griffin, Leonard | DE | 1986-93 |
| Harris, Nate | LB | 2007 |
| Hicks, Eric | DE | 1998-06 |
| Miller, Roy | DT | 2017 |
| Square, Damion | DE | 2014 |
| Toribio, Anthony | DT | 2010, 2012-13 |
| Reyes, Kendall | DL | 2016 |
| Waldrop, Rob | DT | 1994 |
| Walker, John | DT | 1987 |
| Wharton, Tershawn | DT | 2020-22 |
| Williams, Nick | DL | 2014-16 |
| Williams, Xavier | DT | 2018-19 |

99

| | | |
|----------------------|----|------------------|
| Bell, Kendrell | LB | 2005-07 |
| Bell, Mike | DE | 1979-85, 1987-91 |
| Booker, Vaughn | DE | 1994-97 |
| Clemons, Duane | DE | 2000-02 |
| Ellison, Atiyah | DE | 2010 |
| Gordon, Amon | DL | 2011 |
| Holland, Darius | DT | 1998 |
| Holliday, Vonnie | DE | 2003-04 |
| Jackson, T.J. | DT | 2008 |
| Jones, Edgar | LB | 2012 |
| Ladd, Ernie | DT | 1967-68 |
| Love, Kyle | DT | 2013 |
| Nunez-Roches, Rakeem | DL | 2015-17 |
| Powe, Jerrell | NT | 2011-13 |
| Saunders, Khalen | DT | 2019-22 |
| Simoneau, Mark | LB | 2010 |
| Walker, Vance | DT | 2014 |
| Young, Wilbur | DE | 1971-77 |

PLAYERS WHO WORE MORE THAN ONE JERSEY

| | | | |
|------------|------------------|-------|------------------|
| 64, 74 | Acker, Bill | NT/DE | 1982, 1987 |
| 25, 27 | Acker, Kenneth | CB | 2016-17 |
| 71, 73, 79 | Allen, Jeff | G/OL | 2012-15, 2018-19 |
| 35, 50 | Atkins, Larry | S/LB | 1999-02 |
| 85, 88 | Bailey, Victor | WR | 1995-96 |
| 21, 24 | Bartee, William | CB | 2000-06 |
| 21, 30 | Bayless, Martin | S | 1992-93, 1995-96 |
| 52, 56, 96 | Beisel, Monty | DE/LB | 2001-04, 2009 |
| 32, 54 | Bolton, Nick | LB | 2021-22 |
| 2, 30 | Bootle, Dicaprio | CB | 2021-22 |
| 22, 38 | Brown, Dee | RB | 2005-06 |
| 66, 71 | Budde, Brad | G | 1980-86 |
| 6, 12 | Buechele, Shane | QB | 2021-22 |

| | | | |
|------------|--------------------|-------|---------------|
| 51, 56 | Bush, Lew | LB | 2000-02 |
| 51, 59 | Cadrez, Glenn | LB | 2001-02 |
| 11, 84 | Chambers, Chris | WR | 2009-10 |
| 23, 30 | Colclough, Ricardo | CB | 2008-09 |
| 79, 92 | Downing, Eric | DT | 2001-03 |
| 20, 32 | Draughn, Shaun | RB | 2011-12 |
| 23, 29 | Fuller, Kendall | CB/S | 2018-19 |
| 43, 48 | Gafford, Thomas | LS | 2008-14 |
| 81, 89 | Gordon, Richard | TE | 2013-14 |
| 11, 18 | Grbac, Elvis | QB | 1997-00 |
| 46, 51 | Grigsby, Boomer | LB/FB | 2005-07 |
| 20, 82 | Hall, Dante | RB/WR | 2000-06 |
| 27, 29 | Hill, Greg | RB | 1994-97 |
| 14, 81 | Jackson, Curtis | WR | 2002-03 |
| 27, 34 | Johnson, Larry | RB | 2003-09 |
| 9, 11 | Jones, Reggie | WR | 1997, 2001 |
| 73, 75 | Jones, Willie | T | 2000-02 |
| 19, 85 | Kemp, Marcus | WR | 2017-22 |
| 26, 29, 45 | Lammons, Chris | CB | 2020-22 |
| 51, 62 | Lingner, Adam | C | 1983-86, 1988 |
| 68, 87 | Maneri, Steve | T/TE | 2011-12 |
| 71, 75 | McCleary, Norris | DT | 2000-01 |
| 66, 97 | Newson, Tony | LB | 2002 |
| 97, 57 | Okafor, Alex | DE | 2019-21 |
| 91, 97 | Parten, Ty | DT | 1997-00 |
| 95, 99 | Powe, Jerrell | NT | 2011-13 |
| 20, 40 | Reaser, Keith | CB | 2017, 2019 |
| 61, 62 | Reiter, Austin | C | 2018-20, 2022 |
| 23, 30 | Richardson, Mike | CB | 2009-10 |
| 11, 14 | Robinson, Demarcus | WR | 2016-21 |
| 82, 83 | Rucker, Martin | TE | 2012 |
| 21, 45 | Saxon, James | RB | 1988-91 |
| 55, 91 | Scanlon, Rich | LB | 2004-06 |
| 66, 72 | Siglar, Ricky | T | 1993-96, 1998 |
| 85, 88 | Slaughter, Webster | WR | 1995 |
| 1, 46 | Smith, Noland | WR | 1967-69 |
| 21, 27 | Smith, Sean | CB | 2013-15 |
| 12, 13 | Stanzi, Ricky | QB | 2011-12 |
| 55, 56 | Stills, Gary | LB/DE | 1999-05 |
| 65, 75 | Taylor, Herb | T | 2007-08 |
| 24, 25, 32 | Terry, Doug | S | 1992-95 |
| 13, 84 | Thomas, De'Anthony | RB/WR | 2014-19 |
| 25, 41 | Tongue, Reggie | S | 1996-99 |
| 27, 40 | Walker, Bracy | S | 1994, 1998-01 |
| 70, 74 | Wallace, Steve | T | 1997 |
| 32, 39 | Ware, Spencer | RB | 2015-19 |
| 29, 48 | Washington, Brian | S | 1995-96 |
| 20, 27 | Washington, Donald | S/CB | 2009-11 |
| 23, 25 | Watts, Armani | S | 2018-21 |
| 30, 35 | West, Charcancrick | RB | 2014-18 |
| 22, 44 | Williams, Harvey | RB | 1991-93 |
| 29, 46 | Williams, Robert | CB | 1998-99 |
| 90, 96 | Williams, Tyrone | DE/DT | 2000-01 |
| 68, 70 | Witzmann, Bryan | T | 2016-17, 2020 |
| 21, 31 | Woods, Jerome | S | 1996-05 |
| 14, 19 | Wright, Matthew | K | 2022 |

JERSEYS WORN BY JUST ONE PLAYER

| | | | |
|----|--------------|----|---------|
| 16 | Len Dawson | QB | 1962-75 |
| 28 | Abner Haynes | RB | 1960-64 |

MOST FREQUENTLY ISSUED JERSEY

| | | |
|----|------------------------------|-----------|
| 80 | Worn by 27 different players | 1961-2021 |
|----|------------------------------|-----------|

ALL-TIME ROSTER BY COLLEGES/UNIVERSITIES

Players listed on the Chiefs all-time roster have been produced by 299 different colleges and universities.

| | | | | | | | |
|----------------------------|----|--------------------------|----|------------------------|----|------------------------|----|
| Abilene Christian | 3 | Florida Atlantic | 1 | Monmouth (Ill.) | 1 | Southern California | 18 |
| Air Force | 1 | Florida International | 1 | Montana State | 3 | Southern Illinois | 2 |
| Akron | 3 | Florida State | 18 | Morehead State | 1 | Southern Mississippi | 8 |
| Alabama | 20 | Fresno State | 5 | Morgan State | 2 | Southwest Texas State | 1 |
| Alabama - Birmingham | 1 | Frostburg State | 1 | Morris Brown | 2 | Southwestern Louisiana | 1 |
| Alabama A&M | 2 | Furman | 2 | Mt. San Antonio JC | 1 | Stanford | 11 |
| Albany | 2 | Gardner-Webb | 2 | Murray State | 1 | Stephen F. Austin | 3 |
| Alcorn State | 3 | Georgia | 17 | Nebraska | 18 | Stony Brook | 1 |
| Appalachian State | 3 | Georgia Southern | 2 | Nebraska - Omaha | 2 | SUNY - Cortland | 1 |
| Arizona | 10 | Georgia State | 1 | Nevada | 3 | Syracuse | 7 |
| Arizona State | 19 | Georgia Tech | 10 | New Hampshire | 1 | Tampa | 3 |
| Arkansas | 12 | Graceland (Iowa) | 1 | New Mexico | 3 | Tarkio | 1 |
| Arkansas - Pine Bluff | 4 | Grambling | 14 | New Mexico State | 3 | Tarleton State | 1 |
| Arkansas State | 1 | Grand Valley State | 2 | Newberry | 1 | TCU | 10 |
| Army | 1 | Hampton | 2 | Nicholls State | 3 | Temple | 6 |
| Auburn | 17 | Hastings | 1 | North Alabama | 1 | Tennessee | 14 |
| Azusa Pacific | 1 | Hawaii | 4 | North Carolina | 13 | Tennessee State | 14 |
| Ball State | 1 | Heidelberg | 1 | North Carolina A&T | 1 | Texas | 23 |
| Baylor | 15 | Henderson State | 1 | North Carolina Central | 2 | Texas - Arlington | 1 |
| Bethune-Cookman | 2 | Holy Cross | 5 | North Carolina State | 7 | Texas A&M | 12 |
| Bishop College | 1 | Houston | 12 | North Dakota | 1 | Texas A&M - Commerce | 2 |
| Boise State | 2 | Howard | 3 | North Dakota State | 2 | Texas A&M - Kingsville | 4 |
| Boston College | 9 | Howard Payne | 1 | North Texas | 5 | Texas Southern | 6 |
| Boston University | 2 | Humboldt State | 2 | Northeast Louisiana | 1 | Texas Tech | 11 |
| Bowling Green | 3 | Idaho | 3 | Northern Arizona | 3 | Thiel College | 1 |
| Brigham Young | 10 | Idaho State | 3 | Northern Colorado | 2 | Toledo | 3 |
| Buffalo | 1 | Illinois | 8 | Northern Illinois | 2 | Trinity | 2 |
| Cal Poly - San Luis Obispo | 1 | Illinois State | 2 | Northern Iowa | 3 | Troy | 3 |
| Cal State - Fullerton | 4 | Indiana | 6 | Northern Michigan | 1 | Truman State | 1 |
| Cal State - Long Beach | 1 | Indiana (Pa.) | 2 | Northern State | 1 | Tulane | 5 |
| Cal State - Northridge | 1 | Iowa | 20 | Northwestern | 6 | Tulsa | 4 |
| California | 14 | Iowa State | 6 | Northwestern State | 4 | Tusculum | 1 |
| California (Pa.) | 2 | Itawamba J.C. | 1 | Notre Dame | 23 | Tuskegee | 1 |
| California Lutheran | 1 | Jackson State | 5 | NW Missouri St. | 1 | U.S. International | 1 |
| Cameron | 1 | Jacksonville State | 2 | Ohio State | 14 | UCLA | 18 |
| Carson-Newman | 2 | James Madison | 2 | Ohio Wesleyan | 1 | UNLV | 3 |
| Central Arkansas | 2 | Kansas | 16 | Oklahoma | 24 | UT - Chattanooga | 1 |
| Central Connecticut State | 1 | Kansas State | 19 | Oklahoma State | 12 | Utah | 6 |
| Central Florida | 7 | Kent State | 2 | Old Dominion | 1 | Utah State | 10 |
| Central Michigan | 3 | Kentucky | 5 | Oregon | 17 | UTEP | 5 |
| Central Oklahoma | 1 | Knoxville | 1 | Oregon State | 15 | Valdosta State | 2 |
| Central State (Ohio) | 1 | Lamar | 1 | Ouachita Baptist | 1 | Vanderbilt | 5 |
| Charleston Southern | 1 | Lehigh | 1 | Pacific | 1 | Villanova | 1 |
| Chico State | 1 | Linfield | 1 | Pacific Lutheran | 1 | Virginia | 10 |
| Cincinnati | 11 | LIU - C. W. Post | 1 | Palomar | 1 | Virginia Tech | 5 |
| Clark | 1 | Louisiana | 1 | Paul Quinn | 1 | Virginia Union | 1 |
| Clemson | 16 | Louisiana - Monroe | 4 | Penn State | 20 | Wagner | 1 |
| Coastal Carolina | 1 | Louisiana State | 27 | Pennsylvania | 2 | Wake Forest | 6 |
| Colgate | 3 | Louisiana Tech | 2 | Pittsburg State | 1 | Washburn | 1 |
| Colorado | 12 | Louisville | 6 | Pittsburgh | 16 | Washington | 14 |
| Colorado State | 2 | Maine | 2 | Portland State | 2 | Washington State | 9 |
| Colorado State - Pueblo | 2 | Marshall | 6 | Prairie View | 8 | Weber State | 1 |
| Columbia (N.Y.) | 1 | Maryland | 8 | Princeton | 2 | West Alabama | 1 |
| Concordia (Canada) | 1 | Massachusetts | 1 | Purdue | 14 | West Chester | 2 |
| Concordia (Minn.) | 1 | McGill | 2 | Rhode Island | 1 | West Georgia | 1 |
| Connecticut | 4 | McNeese State | 2 | Rice | 3 | West Texas State | 2 |
| Cornell | 1 | Memphis | 8 | Richmond | 1 | West Virginia | 5 |
| Culver-Stockton | 1 | Miami (Fla.) | 21 | Rocky Mountain | 1 | Western Carolina | 1 |
| Dartmouth | 2 | Miami (Ohio) | 2 | Rutgers | 7 | Western Illinois | 2 |
| Dayton | 1 | Michigan | 22 | Sam Houston State | 2 | Western Kentucky | 2 |
| Delaware | 1 | Michigan State | 16 | Samford | 1 | Western Michigan | 2 |
| Delaware State | 1 | Mid-America Nazarene | 1 | San Diego State | 8 | Western Oregon | 1 |
| Drake | 1 | Middle Tennessee State | 5 | San Francisco | 1 | Wheaton | 1 |
| Duke | 3 | Milton | 1 | San Jose State | 15 | Whitworth (WA) | 1 |
| East Carolina | 2 | Minnesota | 9 | Santa Clara | 2 | William & Mary | 1 |
| East Stroudsburg State | 1 | Minnesota - Duluth | 1 | Shepherd | 1 | William Jewell | 1 |
| Eastern Carolina | 1 | Mississippi | 9 | SMU | 15 | William Penn | 1 |
| Eastern Illinois | 2 | Mississippi Delta J.C. | 1 | South Carolina | 12 | Winston-Salem State | 1 |
| Eastern Kentucky | 3 | Mississippi State | 10 | South Carolina State | 4 | Wisconsin | 5 |
| Eastern Michigan | 4 | Mississippi Valley State | 2 | South Dakota | 1 | Wisconsin - La Crosse | 1 |
| Elizabeth City State | 2 | Missouri | 21 | South Dakota State | 2 | Wisconsin - Milwaukee | 1 |
| Emporia State | 2 | Missouri S&T | 1 | South Florida | 5 | Wyoming | 1 |
| Fayetteville State | 1 | Missouri Southern | 1 | Southeast Missouri | 1 | Yale | 2 |
| Florida | 16 | Missouri State | 1 | Southeastern Louisiana | 2 | Youngstown State | 1 |
| Florida A&M | 4 | Missouri Valley College | 1 | Southern | 5 | | |

COLLEGES/UNIVERSITIES PRODUCING THE MOST CHIEFS PLAYERS

| | | | |
|----|------------------------------------------------------|----|----------------------------------------------------------|
| 27 | Louisiana State | 10 | Arizona, Brigham Young, Georgia Tech, |
| 24 | Oklahoma | | Mississippi State, TCU, Utah State, Virginia |
| 23 | Notre Dame, Texas | 9 | Boston College, Minnesota, Mississippi, Washington State |
| 22 | Michigan | 8 | Illinois, Maryland, Memphis, Prairie View, |
| 21 | Miami (Fla.), Missouri | | San Diego State, Southern Mississippi |
| 20 | Alabama, Iowa, Penn State | 7 | Central Florida, North Carolina State, Rutgers, Syracuse |
| 19 | Arizona State, Kansas State | 6 | Indiana, Iowa State, Louisville, Marshall, |
| 18 | Florida State, Nebraska, Southern California, UCLA | | Northwestern, Temple, Texas Southern, Utah, Wake Forest |
| 17 | Auburn, Georgia, Oregon | 5 | 14 schools |
| 16 | Clemson, Florida, Kansas, Michigan State, Pittsburgh | 4 | 11 schools |
| 15 | Baylor, Oregon State, San Jose State, SMU | 3 | 25 schools |
| 14 | California, Grambling, Ohio State, Purdue, | 2 | 56 schools |
| | Tennessee, Tennessee State, Washington | 1 | 118 schools |
| 13 | North Carolina | | |
| 12 | Arkansas, Colorado, Houston, | | |
| | Oklahoma State, South Carolina, Texas A&M | | |
| 11 | Cincinnati, Stanford, Texas Tech | | |


ALL-TIME STARTING QUARTERBACKS




Patrick Mahomes
2018-22
64-16-0 (.800)



Steve Bono
1994-96
21-10 (.677)



Len Dawson
1962-75
94-56-8 (.620)



Steve DeBerg
1988-91
31-20-1 (.606)

YEAR-BY-YEAR RESULTS

| Year | Quarterback | Record | Year | Quarterback | Record |
|------|-----------------|--------|------|-----------------|--------|
| 1960 | Cotton Davidson | 8-6 | 1990 | Steve DeBerg | 11-5 |
| 1961 | Cotton Davidson | 5-7 | 1991 | Steve DeBerg | 10-5 |
| | Randy Duncan | 1-1 | | Mark Vlasic | 0-1 |
| 1962 | Len Dawson | 11-3 | 1992 | Dave Krieg | 10-6 |
| 1963 | Len Dawson | 5-7-1 | 1993 | Joe Montana | 8-3 |
| | Eddie Wilson | 0-0-1 | | Dave Krieg | 3-2 |
| 1964 | Len Dawson | 7-7 | 1994 | Joe Montana | 9-5 |
| 1965 | Len Dawson | 6-4-2 | | Steve Bono | 0-2 |
| | Pete Beathard | 1-1 | 1995 | Steve Bono | 13-3 |
| 1966 | Len Dawson | 11-2-1 | 1996 | Steve Bono | 8-5 |
| 1967 | Len Dawson | 9-5 | | Rich Gannon | 1-2 |
| 1968 | Len Dawson | 11-2 | 1997 | Elvis Grbac | 8-2 |
| | Jacky Lee | 1-0 | | Rich Gannon | 5-1 |
| 1969 | Len Dawson | 5-2 | 1998 | Elvis Grbac | 2-4 |
| | Jacky Lee | 0-1 | | Rich Gannon | 5-5 |
| | Mike Livingston | 6-0 | 1999 | Elvis Grbac | 9-7 |
| 1970 | Len Dawson | 6-5-2 | 2000 | Elvis Grbac | 7-8 |
| | Mike Livingston | 1-0 | | Warren Moon | 0-1 |
| 1971 | Len Dawson | 9-3-1 | 2001 | Trent Green | 6-10 |
| | Mike Livingston | 1-0 | 2002 | Trent Green | 8-8 |
| 1972 | Len Dawson | 7-5 | 2003 | Trent Green | 13-3 |
| | Mike Livingston | 1-1 | 2004 | Trent Green | 7-9 |
| 1973 | Len Dawson | 3-2-1 | 2005 | Trent Green | 10-6 |
| | Mike Livingston | 4-3-1 | 2006 | Trent Green | 4-4 |
| 1974 | Len Dawson | 3-5 | | Damon Huard | 5-3 |
| | Mike Livingston | 2-4 | 2007 | Damon Huard | 4-6 |
| 1975 | Mike Livingston | 4-3 | | Brodie Croyle | 0-6 |
| | Len Dawson | 1-4 | 2008 | Brodie Croyle | 0-2 |
| | Tony Adams | 0-2 | | Damon Huard | 1-2 |
| 1976 | Mike Livingston | 5-9 | | Tyler Thigpen | 1-10 |
| 1977 | Mike Livingston | 1-10 | 2009 | Matt Cassel | 4-11 |
| | Tony Adams | 1-2 | | Brodie Croyle | 0-1 |
| 1978 | Mike Livingston | 4-10 | 2010 | Matt Cassel | 10-5 |
| | Tony Adams | 0-2 | | Brodie Croyle | 0-1 |
| 1979 | Mike Livingston | 1-3 | 2011 | Matt Cassel | 4-5 |
| | Steve Fuller | 6-6 | | Tyler Palko | 1-3 |
| 1980 | Steve Fuller | 6-7 | | Kyle Orton | 2-1 |
| | Bill Kenney | 2-1 | 2012 | Matt Cassel | 1-7 |
| 1981 | Bill Kenney | 8-5 | | Brady Quinn | 1-7 |
| | Steve Fuller | 1-2 | 2013 | Alex Smith | 11-4 |
| 1982 | Bill Kenney | 3-3 | | Chase Daniel | 0-1 |
| | Steve Fuller | 0-3 | 2014 | Alex Smith | 8-7 |
| 1983 | Bill Kenney | 6-10 | | Chase Daniel | 1-0 |
| 1984 | Bill Kenney | 4-4 | 2015 | Alex Smith | 11-5 |
| | Todd Blackledge | 4-4 | 2016 | Alex Smith | 11-4 |
| 1985 | Bill Kenney | 3-7 | | Nick Foles | 1-0 |
| | Todd Blackledge | 3-3 | 2017 | Alex Smith | 9-6 |
| 1986 | Todd Blackledge | 5-3 | | Patrick Mahomes | 1-0 |
| | Bill Kenney | 5-3 | 2018 | Patrick Mahomes | 12-4 |
| 1987 | Bill Kenney | 3-5 | 2019 | Patrick Mahomes | 11-3 |
| | Todd Blackledge | 1-1 | | Matt Moore | 1-1 |
| | Frank Seurer | 0-2 | 2020 | Patrick Mahomes | 14-1 |
| | Matt Stevens* | 0-2 | | Chad Henne | 0-1 |
| | Doug Hudson* | 0-1 | 2021 | Patrick Mahomes | 12-5 |
| 1988 | Steve DeBerg | 4-6-1 | 2022 | Patrick Mahomes | 14-3 |
| | Bill Kenney | 0-5 | | | |
| 1989 | Steve DeBerg | 6-4 | | | |
| | Ron Jaworski | 1-2 | | | |
| | Steve Pelluer | 1-1-1 | | | |


*Denotes replacement player



Joe Montana
1993-94
17-8 (.680)



Alex Smith
2013-17
50-26 (.657)



Dave Krieg
1992-93
13-8 (.619)



Elvis Grbac
1997-00
26-21 (.553)



Rich Gannon
1995-98
11-8 (.579)

ALL-TIME CHIEFS STARTING QB RECORDS

REGULAR SEASON WINNING PERCENTAGE

| | PLAYER | YEAR(S) STARTED | RECORD | WIN PCT. | | PLAYER | YEAR(S) STARTED | RECORD | WIN PCT. |
|------|-----------------|----------------------------|---------------|---------------------|------|-----------------|----------------------------|---------------|---------------------|
| 1. | Patrick Mahomes | 2017-22 | 64-16 | .800 | 20. | Damon Huard | 2006-08 | 10-11 | .476 |
| 2. | Joe Montana | 1993-94 | 17-8 | .680 | 21. | Matt Cassel | 2009-12 | 19-28 | .404 |
| 3. | Steve Bono | 1994-96 | 21-10 | .677 | 22. | Bill Kenney | 1981-87 | 34-43 | .442 |
| 4. | Kyle Orton | 2011 | 2-1 | .667 | 23. | Steve Fuller | 1979-80 | 13-18 | .419 |
| 5. | Alex Smith | 2013-17 | 50-26 | .657 | 24. | Mike Livingston | 1969, 1973-78 | 30-43-1 | .412 |
| 6. | Len Dawson | 1962-75 | 94-56-8 | .620 | 25. | Ron Jaworski | 1989 | 1-2 | .333 |
| 7. | Dave Krieg | 1992-93 | 13-8 | .619 | 26. | Tyler Palko | 2011 | 1-3 | .250 |
| 8. | Steve DeBerg | 1988-91 | 31-20-1 | .606 | 27. | Tony Adams | 1975, 1977-78 | 1-6 | .143 |
| 9. | Rich Gannon | 1996-98 | 11-8 | .579 | 28. | Brady Quinn | 2012 | 1-7 | .125 |
| 10. | Elvis Grbac | 1997-00 | 26-21 | .553 | 29. | Tyler Thigpen | 2008 | 1-10 | .091 |
| 11. | Trent Green | 2001-06 | 48-40 | .545 | 30t. | Doug Hudson* | 1987 | 0-1 | .000 |
| 12. | Todd Blackledge | 1984-86 | 13-11 | .542 | | Warren Moon | 2000 | 0-1 | .000 |
| 13t. | Pete Beathard | 1965 | 1-1 | .500 | | Mark Vlasic | 1991 | 0-1 | .000 |
| | Cotton Davidson | 1960-61 | 13-13 | .500 | | Frank Seurer | 1987 | 0-2 | .000 |
| | Chase Daniel | 2013-14 | 1-1 | .500 | | Matt Stevens* | 1987 | 0-2 | .000 |
| | Randy Duncan | 1961 | 1-1 | .500 | | Brodie Croyle | 2007-10 | 0-10 | .000 |
| | Jacky Lee | 1968-69 | 1-1 | .500 | | | | | |
| | Steve Pelluer | 1989 | 1-1-1 | .500 | | | | | |
| | Eddie Wilson | 1963 | 0-0-1 | .500 | | | | | |

*Denotes replacement player.

REGULAR SEASON WINNING PERCENTAGE AT GEHA FIELD AT ARROWHEAD

| | PLAYER | YEARS STARTED | STARTS | RECORD | WIN PCT. |
|----|-----------------|--------------------------|---------------|---------------|---------------------|
| 1. | Joe Montana | 1993-94 | 12 | 10-2 | .833 |
| 2. | Dave Krieg | 1992-93 | 11 | 9-2 | .818 |
| 3. | Patrick Mahomes | 2018-22 | 38 | 31-7 | .816 |
| 4. | Steve Bono | 1994-96 | 16 | 13-3 | .813 |
| 5. | Rich Gannon | 1996-98 | 9 | 7-2 | .778 |

*Minimum of five starts.

MOST REGULAR SEASON GAMES STARTED

| | PLAYER | YEARS STARTED | STARTS | RECORD | WIN PCT. |
|----|-----------------|--------------------------|---------------|---------------|---------------------|
| 1. | Len Dawson | 1962-75 | 158 | 94-56-8 | .620 |
| 2. | Trent Green | 2001-06 | 88 | 48-40 | .545 |
| 3. | Patrick Mahomes | 2017-22 | 80 | 64-16 | .800 |
| 4. | Bill Kenney | 1981-87 | 77 | 34-43 | .442 |
| 5. | Alex Smith | 2013-17 | 76 | 50-26 | .657 |

PLAYOFF RESULTS

| | PLAYER | PLAYOFF SEASONS | STARTS | RECORD | WIN PCT. |
|----|-----------------|----------------------------|---------------|---------------|---------------------|
| 1. | Patrick Mahomes | 2018-22 | 14 | 11-3 | .786 |
| 2. | Len Dawson | 1962, 1966, 1968-69, 1971 | 8 | 5-3 | .625 |
| 3. | Alex Smith | 2013, 2015-17 | 5 | 1-4 | .200 |
| 4. | Joe Montana | 1993-94 | 4 | 2-2 | .500 |
| 5. | Steve DeBerg | 1990-91 | 3 | 1-2 | .333 |
| 6. | Trent Green | 2003, 2006 | 2 | 0-2 | .000 |

GAME-BY-GAME STARTING QUARTERBACKS

1960 (8-6)

| Date | Result | Opp. | Chiefs QB | Opp. QB | |
|----------|--------|-------------|-------------|----------------|----------------|
| 9/10 | L | 20-21 | @ LAC | Davidson | Kemp |
| 9/16 | W | 34-16 | @ OAK | Davidson | Flores |
| 9/25 | W | 17-10 | LAC | Davidson | Kemp |
| 10/2 | L | 35-37 | NYT | Davidson | Dorrow |
| 10/9 | L | 19-20 | OAK | Davidson | Flores |
| 10/16 | L | 10-20 | @ HOU | Davidson | Blanda |
| 10/30 | W | 17-14 | @ DEN | Davidson | Tripucka |
| 11/6 | W | 45-28 | @ BUF | Davidson | Green |
| 11/13 | W | 34-7 | DEN | Davidson | Tripucka |
| 11/18 | L | 14-42 | @ BOS | Davidson | Songin |
| 11/24 | L | 35-41 | @ NYT | Davidson | Dorrow |
| 12/4 | W | 24-0 | HOU | Davidson | Lee |
| 12/11 | W | 34-0 | BOS | Davidson | Songin |
| 12/18 | W | 24-7 | BUF | Davidson | Lucas |
| | | Home | Road | Neutral | Overall |
| Davidson | | 5-2 | 3-4 | 0-0 | 8-6 |

| | | | | | |
|--------|---|-------------|-------------|----------------|----------------|
| 12/1 | L | 0-17 | @ NYJ | Dawson | Wood |
| 12/8 | W | 52-21 | DEN | Dawson | Slaughter |
| 12/14 | W | 35-3 | BOS | Dawson | Parilli |
| 12/22 | W | 48-0 | NYJ | Dawson | Hall |
| | | Home | Road | Neutral | Overall |
| Dawson | | 4-3 | 1-4-1 | 0-0 | 5-7-1 |
| Wilson | | 0-0 | 0-0-1 | 0-0 | 0-0-1 |

1964 (7-7)

| Date | Result | Opp. | Chiefs QB | Opp. QB | |
|--------|--------|-------------|-------------|----------------|----------------|
| 9/13 | L | 17-34 | @ BUF | Dawson | Kemp |
| 9/27 | W | 21-9 | @ OAK | Dawson | Flores |
| 10/4 | W | 28-7 | HOU | Dawson | Blanda |
| 10/11 | L | 27-33 | @ DEN | Dawson | Lee |
| 10/18 | L | 22-35 | BUF | Dawson | Kemp |
| 10/23 | L | 7-24 | @ BOS | Dawson | Parilli |
| 11/1 | W | 49-39 | DEN | Dawson | Slaughter |
| 11/8 | W | 42-7 | OAK | Dawson | Davidson |
| 11/15 | L | 14-28 | SD | Dawson | Hadl |
| 11/22 | W | 28-19 | @ HOU | Dawson | Trull |
| 11/29 | L | 14-27 | @ NYJ | Dawson | Wood |
| 12/6 | L | 24-31 | BOS | Dawson | Parilli |
| 12/13 | W | 49-6 | @ SD | Dawson | Rote |
| 12/20 | W | 24-7 | NYJ | Dawson | Liske |
| | | Home | Road | Neutral | Overall |
| Dawson | | 4-3 | 3-4 | 0-0 | 7-7 |

1961 (11-3)

| Date | Result | Opp. | Chiefs QB | Opp. QB | |
|----------|--------|-------------|-------------|----------------|----------------|
| 9/10 | L | 10-26 | SD | Davidson | Kemp |
| 9/24 | W | 42-35 | @ OAK | Duncan | Flores |
| 10/1 | W | 26-21 | HOU | Davidson | Blanda |
| 10/8 | W | 19-12 | @ DEN | Davidson | Tripucka |
| 10/15 | L | 24-27 | @ BUF | Davidson | Reynolds |
| 10/22 | L | 7-38 | @ HOU | Davidson | Lee |
| 10/29 | L | 17-18 | BOS | Duncan | Parilli |
| 11/3 | L | 21-28 | @ BOS | Davidson | Songin |
| 11/12 | L | 20-30 | BUF | Davidson | Raab |
| 11/19 | L | 14-24 | @ SD | Davidson | Kemp |
| 11/26 | W | 43-11 | @ OAK | Davidson | Flores |
| 12/3 | L | 7-28 | @ NYT | Davidson | Dorrow |
| 12/10 | W | 49-21 | DEN | Davidson | Tripucka |
| 12/17 | W | 35-24 | NYT | Davidson | Dorrow |
| | | Home | Road | Neutral | Overall |
| Davidson | | 4-2 | 1-5 | 0-0 | 5-7 |
| Duncan | | 0-1 | 1-0 | 0-0 | 1-1 |

1965 (7-5-2)

| Date | Result | Opp. | Chiefs QB | Opp. QB | |
|----------|--------|-------------|-------------|----------------|----------------|
| 9/12 | L | 10-37 | @ OAK | Dawson | Flores |
| 9/18 | W | 14-10 | @ NYJ | Dawson | Taliaferro |
| 9/26 | T | 10-10 | @ SD | Dawson | Hadl |
| 10/3 | W | 27-17 | BOS | Dawson | Parilli |
| 10/10 | W | 31-23 | @ DEN | Beathard | Slaughter |
| 10/17 | L | 7-23 | BUF | Dawson | Kemp |
| 10/24 | L | 36-38 | @ HOU | Beathard | Trull |
| 10/31 | W | 14-7 | OAK | Dawson | Wood |
| 11/7 | L | 10-13 | NYJ | Dawson | Taliaferro |
| 11/14 | W | 31-7 | SD | Dawson | Hadl |
| 11/21 | T | 10-10 | @ BOS | Dawson | Parilli |
| 11/28 | W | 52-21 | HOU | Dawson | Blanda |
| 12/12 | L | 25-34 | @ BUF | Dawson | Kemp |
| 12/19 | W | 45-35 | DEN | Dawson | McCormick |
| | | Home | Road | Neutral | Overall |
| Dawson | | 5-2 | 1-2-2 | 0-0 | 6-4-2 |
| Beathard | | 0-0 | 1-1 | 0-0 | 1-1 |

1962 (11-3)

| Date | Result | Opp. | Chiefs QB | Opp. QB | |
|--------|--------|------------------------------|-------------|----------------|----------------|
| 9/8 | W | 42-28 | BOS | Dawson | Parilli |
| 9/23 | W | 26-16 | @ OAK | Dawson | Davidson |
| 9/30 | W | 41-21 | BUF | Dawson | Dorrow |
| 10/7 | L | 28-32 | @ SD | Dawson | Wood |
| 10/12 | W | 27-7 | @ BOS | Dawson | Parilli |
| 10/21 | W | 20-17 | NYT | Dawson | Green |
| 10/28 | W | 31-7 | @ HOU | Dawson | Blanda |
| 11/4 | L | 6-14 | HOU | Dawson | Blanda |
| 11/11 | W | 52-31 | @ NYT | Dawson | Green |
| 11/18 | W | 24-3 | @ DEN | Dawson | Tripucka |
| 11/25 | W | 35-7 | OAK | Dawson | Davidson |
| 12/2 | L | 14-23 | @ BUF | Dawson | Kemp |
| 12/9 | W | 17-10 | DEN | Dawson | Tripucka |
| 12/16 | W | 26-17 | SD | Dawson | Hadl |
| | | AFL Championship Game | | | |
| 12/23 | W | 20-17** | @ HOU | Dawson | Blanda |
| | | Home | Road | Neutral | Overall |
| Dawson | | 6-1 | 5-2 (1-0) | 0-0 | 11-3 (1-0) |

1966 (11-2-1)

| Date | Result | Opp. | Chiefs QB | Opp. QB | |
|--------|--------|------------------------------|-------------|----------------|----------------|
| 9/11 | W | 42-20 | @ BUF | Dawson | Kemp |
| 9/18 | W | 32-10 | @ OAK | Dawson | Davidson |
| 9/25 | W | 43-24 | @ BOS | Dawson | Parilli |
| 10/2 | L | 14-29 | BUF | Dawson | Kemp |
| 10/8 | W | 37-10 | DEN | Dawson | McCormick |
| 10/16 | L | 13-34 | OAK | Dawson | Flores |
| 10/23 | W | 56-10 | @ DEN | Dawson | Choboian |
| 10/30 | W | 48-23 | HOU | Dawson | Blanda |
| 11/6 | W | 24-14 | SD | Dawson | Hadl |
| 11/13 | W | 34-16 | MIA | Dawson | Wilson |
| 11/20 | T | 27-27 | BOS | Dawson | Parilli |
| 11/27 | W | 32-24 | @ NYJ | Dawson | Namath |
| 12/11 | W | 19-18 | @ MIA | Dawson | Wood |
| 12/18 | W | 27-17 | @ SD | Dawson | Hadl |
| | | AFL Championship Game | | | |
| 1/1 | W | 31-7 | @ BUF | Dawson | Kemp |
| | | Super Bowl I | | | |
| 1/15 | L | 10-35 | GB | Dawson | Starr |
| | | Home | Road | Neutral | Overall |
| Dawson | | 4-2-1 | 7-0 (1-0) | 0-0 (0-1) | 11-2-1 (1-1) |

1963 (5-7-2)

| Date | Result | Opp. | Chiefs QB | Opp. QB | |
|-------|--------|-------|-----------|---------|----------|
| 9/7 | W | 59-7 | @ DEN | Dawson | Tripucka |
| 9/22 | T | 27-27 | @ BUF | Dawson | Kemp |
| 9/29 | L | 10-24 | @ SD | Dawson | Rote |
| 10/6 | W | 28-7 | HOU | Dawson | Blanda |
| 10/13 | L | 26-35 | BUF | Dawson | Kemp |
| 10/20 | L | 17-38 | SD | Dawson | Rote |
| 10/27 | L | 7-28 | @ HOU | Dawson | Blanda |
| 11/3 | L | 7-10 | @ OAK | Dawson | Flores |
| 11/8 | L | 7-22 | OAK | Dawson | Flores |
| 11/17 | T | 24-24 | @ BOS | Wilson | Parilli |

1967 (9-5)

| Date | Result | Opp. | Chiefs QB | Opp. QB |
|--------|-------------|-------------|----------------|----------------|
| 9/9 | W 25-20 | @ HOU | Dawson | Lee |
| 9/24 | W 24-0 | @ MIA | Dawson | Griese |
| 10/1 | L 21-23 | @ OAK | Dawson | Lamonica |
| 10/8 | W 41-0 | MIA | Dawson | Norton |
| 10/15 | L 31-45 | @ SD | Dawson | Hadl |
| 10/22 | L 19-24 | HOU | Dawson | Beathard |
| 10/29 | W 52-9 | DEN | Dawson | Tensi |
| 11/5 | W 42-18 | NYJ | Dawson | Namath |
| 11/12 | W 33-10 | @ BOS | Dawson | Parilli |
| 11/19 | L 16-17 | SD | Dawson | Hadl |
| 11/23 | L 22-44 | OAK | Dawson | Lamonica |
| 12/3 | W 23-13 | BUF | Dawson | Kemp |
| 12/10 | W 21-7 | @ NYJ | Dawson | Namath |
| 12/17 | W 38-24 | @ DEN | Dawson | Tensi |
| | Home | Road | Neutral | Overall |
| Dawson | 4-3 | 5-2 | 0-0 | 9-5 |

1968 (12-2)

| Date | Result | Opp. | Chiefs QB | Opp. QB |
|--------|------------------------------------|-------------|----------------|----------------|
| 9/9 | W 26-21 | @ HOU | Dawson | Beathard |
| 9/15 | L 19-20 | NYJ | Dawson | Namath |
| 9/22 | W 34-2 | DEN | Dawson | LeClair |
| 9/28 | W 48-3 | @ MIA | Dawson | Griese |
| 10/5 | W 18-7 | @ BUF | Dawson | Darragh |
| 10/13 | W 13-3 | CIN | Dawson | Stofa |
| 10/20 | W 24-10 | OAK | Dawson | Lamonica |
| 10/27 | W 27-20 | SD | Dawson | Hadl |
| 11/3 | L 21-38 | @ OAK | Dawson | Lamonica |
| 11/10 | W 16-9 | @ CIN | Lee | Wyche |
| 11/17 | W 31-17 | BOS | Dawson | Sherman |
| 11/28 | W 24-10 | HOU | Dawson | Beathard |
| 12/8 | W 40-3 | @ SD | Dawson | Hadl |
| 12/14 | W 30-7 | @ DEN | Dawson | Briscoe |
| | AFL Divisional Playoff Game | | | |
| 12/22 | L 6-41 | @ OAK | Dawson | Lamonica |
| | Home | Road | Neutral | Overall |
| Dawson | 6-1 | 6-1 (0-1) | 0-0 | 12-2 (0-1) |
| Lee | 0-0 | 1-0 | 0-0 | 1-0 |

1969 (11-3)

| Date | Result | Opp. | Chiefs QB | Opp. QB |
|------------|------------------------------------|-------------|----------------|----------------|
| 9/14 | W 27-9 | @ SD | Dawson | Hadl |
| 9/21 | W 31-0 | @ BOS | Dawson | Taliaferro |
| 9/28 | L 19-24 | @ CIN | Lee | Cook |
| 10/5 | W 26-13 | @ DEN | Livingston | Tensi |
| 10/12 | W 24-0 | HOU | Livingston | Beathard |
| 10/19 | W 17-10 | MIA | Livingston | Griese |
| 10/26 | W 42-22 | CIN | Livingston | Wyche |
| 11/2 | W 29-7 | @ BUF | Livingston | Briscoe |
| 11/9 | W 27-3 | SD | Dawson | Domres |
| 11/16 | W 34-16 | @ NYJ | Dawson | Namath |
| 11/23 | L 24-27 | OAK | Dawson | Lamonica |
| 11/27 | W 31-17 | DEN | Dawson | Tensi |
| 12/7 | W 22-19 | BUF | Livingston | Kemp |
| 12/13 | L 6-10 | @ OAK | Dawson | Lamonica |
| | AFL Divisional Playoff Game | | | |
| 12/20 | W 13-6 | @ NYJ | Dawson | Namath |
| | AFL Championship Game | | | |
| 1/4 | W 17-7 | @ OAK | Dawson | Lamonica |
| | Super Bowl IV | | | |
| 1/11 | W 23-7 | MIN | Dawson | Kapp |
| | Home | Road | Neutral | Overall |
| Dawson | 2-1 | 3-1 (2-0) | 0-0 (1-0) | 5-2 (3-0) |
| Lee | 0-0 | 0-1 | 0-0 | 0-1 |
| Livingston | 4-0 | 2-0 | 0-0 | 6-0 |

1970 (7-5-2)

| Date | Result | Opp. | Chiefs QB | Opp. QB |
|-------|---------|-------|------------|------------|
| 9/20 | L 10-27 | @ MIN | Dawson | Cuozzo |
| 9/28 | W 44-24 | @ BAL | Dawson | Unitas |
| 10/4 | L 13-26 | @ DEN | Dawson | Liske |
| 10/11 | W 23-10 | BOS | Livingston | Taliaferro |
| 10/18 | W 27-19 | @ CIN | Dawson | Carter |
| 10/25 | L 16-27 | DAL | Dawson | Morton |

| | | | | |
|------------|-------------|-------------|----------------|----------------|
| 11/1 | T 17-17 | OAK | Dawson | Lamonica |
| 11/8 | W 24-9 | HOU | Dawson | Johnson |
| 11/15 | W 31-14 | @ PIT | Dawson | Hanratty |
| 11/22 | T 6-6 | STL | Dawson | Hart |
| 11/29 | W 26-14 | SD | Dawson | Hadl |
| 12/6 | W 16-0 | DEN | Dawson | Pastrana |
| 12/12 | L 6-20 | @ OAK | Dawson | Lamonica |
| 12/20 | L 13-31 | @ SD | Dawson | Hadl |
| | Home | Road | Neutral | Overall |
| Dawson | 3-1-2 | 3-4 | 0-0 | 6-5-2 |
| Livingston | 1-0 | 0-0 | 0-0 | 1-0 |

1971 (10-3-1)

| Date | Result | Opp. | Chiefs QB | Opp. QB |
|------------|------------------------------------|-------------|----------------|----------------|
| 9/19 | L 14-21 | @ SD | Dawson | Hadl |
| 9/26 | W 20-16 | @ HOU | Dawson | Johnson |
| 10/3 | W 16-3 | @ DEN | Dawson | Horn |
| 10/10 | W 31-10 | SD | Dawson | Hadl |
| 10/18 | W 38-16 | PIT | Dawson | Bradshaw |
| 10/24 | W 27-20 | WAS | Dawson | Kilmer |
| 10/31 | T 20-20 | @ OAK | Dawson | Lamonica |
| 11/7 | L 10-13 | @ NYJ | Dawson | Davis |
| 11/14 | W 13-7 | CLE | Dawson | Phipps |
| 11/21 | W 28-10 | DEN | Dawson | Ramsey |
| 11/25 | L 21-32 | @ DET | Dawson | Landry |
| 12/6 | W 26-17 | @ SF | Dawson | Brodie |
| 12/12 | W 16-14 | OAK | Dawson | Lamocina |
| 12/19 | W 22-9 | BUF | Livingston | Shaw |
| | AFC Divisional Playoff Game | | | |
| 12/25 | L 24-27** | MIA | Dawson | Griese |
| | Home | Road | Neutral | Overall |
| Dawson | 6-0 (0-1) | 3-3-1 | 0-0 | 9-3-1 (0-1) |
| Livingston | 1-0 | 0-0 | 0-0 | 1-0 |

1972 (8-6)

| Date | Result | Opp. | Chiefs QB | Opp. QB |
|------------|-------------|-------------|----------------|----------------|
| 9/17 | L 10-20 | MIA | Dawson | Griese |
| 9/25 | W 20-17 | @ NO | Dawson | Manning |
| 10/1 | W 45-24 | @ DEN | Dawson | Ramsey |
| 10/8 | W 31-7 | @ CLE | Livingston | Phipps |
| 10/15 | L 16-23 | CIN | Livingston | Anderson |
| 10/22 | L 20-21 | PHI | Dawson | Liske |
| 10/29 | W 26-14 | @ SD | Dawson | Hadl |
| 11/5 | W 27-14 | OAK | Dawson | Lamonica |
| 11/12 | L 7-16 | @ PIT | Dawson | Bradshaw |
| 11/19 | L 17-27 | SD | Dawson | Hadl |
| 11/26 | L 3-26 | @ OAK | Dawson | Lamonica |
| 12/3 | W 24-21 | DEN | Dawson | Johnson |
| 12/10 | W 24-10 | BAL | Dawson | Domres |
| 12/17 | W 17-14 | @ ATL | Dawson | Berry |
| | Home | Road | Neutral | Overall |
| Dawson | 3-3 | 4-2 | 0-0 | 7-5 |
| Livingston | 0-1 | 1-0 | 0-0 | 1-1 |

1973 (7-5-2)

| Date | Result | Opp. | Chiefs QB | Opp. QB |
|------------|-------------|-------------|----------------|----------------|
| 9/16 | L 13-23 | LAR | Livingston | Hadl |
| 9/23 | W 10-7 | @ NE | Dawson | Plunkett |
| 9/30 | W 16-3 | OAK | Dawson | Lamonica |
| 10/7 | W 16-14 | DEN | Dawson | Johnson |
| 10/14 | T 10-10 | @ GB | Dawson | Hunter |
| 10/21 | L 6-14 | @ CIN | Dawson | Anderson |
| 10/29 | L 14-23 | @ BUF | Dawson | Ferguson |
| 11/4 | W 19-0 | @ SD | Livingston | Fouts |
| 11/12 | W 19-7 | CHI | Livingston | Douglass |
| 11/18 | W 38-14 | HOU | Livingston | Dickey |
| 11/25 | L 10-14 | @ DEN | Livingston | Johnson |
| 12/2 | T 20-20 | CLE | Livingston | Pitts |
| 12/8 | L 7-37 | @ OAK | Livingston | Stabler |
| 12/16 | W 33-6 | SD | Livingston | Fouts |
| | Home | Road | Neutral | Overall |
| Dawson | 2-0 | 1-2-1 | 0-0 | 3-2-1 |
| Livingston | 3-1-1 | 1-2 | 0-0 | 4-3-1 |

1974 (5-9)

| Date | Result | Opp. | Chiefs QB | Opp. QB | |
|------------|-------------|-------------|----------------|----------------|-----------|
| 9/15 | W | 24-16 | NYJ | Dawson | Namath |
| 9/22 | L | 7-27 | @ OAK | Dawson | Stabler |
| 9/29 | W | 17-7 | @ HOU | Livingston | Dickey |
| 10/6 | L | 14-17 | DEN | Livingston | Johnson |
| 10/13 | L | 24-34 | PIT | Livingston | Gilliam |
| 10/20 | L | 3-9 | @ MIA | Livingston | Griese |
| 10/27 | W | 24-14 | @ SD | Livingston | Fouts |
| 11/3 | L | 27-33 | NYG | Livingston | Morton |
| 11/10 | L | 7-14 | SD | Dawson | Fouts |
| 11/18 | W | 42-34 | @ DEN | Dawson | Johnson |
| 11/24 | L | 6-33 | @ CIN | Dawson | Anderson |
| 12/1 | W | 17-13 | @ STL | Dawson | Hart |
| 12/8 | L | 6-7 | OAK | Dawson | Lawrence |
| 12/14 | L | 15-35 | MIN | Dawson | Tarkenton |
| | Home | Road | Neutral | Overall | |
| Dawson | 1-3 | 2-2 | 0-0 | 3-5 | |
| Livingston | 0-3 | 2-1 | 0-0 | 2-4 | |

1975 (5-9)

| Date | Result | Opp. | Chiefs QB | Opp. QB | |
|------------|-------------|-------------|----------------|----------------|-----------|
| 9/21 | L | 33-37 | @ DEN | Livingston | Johnson |
| 9/28 | L | 24-30 | NYJ | Dawson | Namath |
| 10/5 | L | 3-20 | SF | Dawson | Snead |
| 10/12 | W | 42-10 | OAK | Livingston | Stabler |
| 10/19 | W | 12-10 | @ SD | Livingston | Fouts |
| 10/26 | W | 26-13 | DEN | Livingston | Johnson |
| 11/2 | L | 13-17 | HOU | Livingston | Pastorini |
| 11/10 | W | 34-31 | @ DAL | Livingston | Staubach |
| 11/16 | L | 3-28 | @ PIT | Livingston | Bradshaw |
| 11/23 | W | 24-21* | DET | Dawson | Reed |
| 11/30 | L | 14-28 | @ BAL | Dawson | Jones |
| 12/7 | L | 20-28 | SD | Dawson | Fouts |
| 12/14 | L | 14-20 | @ CLE | Adams | Phipps |
| 12/21 | L | 20-28 | @ OAK | Adams | Stabler |
| | Home | Road | Neutral | Overall | |
| Livingston | 2-1 | 2-2 | 0-0 | 4-3 | |
| Dawson | 1-3 | 0-1 | 0-0 | 1-4 | |
| Adams | 0-0 | 0-2 | 0-0 | 0-2 | |

1976 (5-9)

| Date | Result | Opp. | Chiefs QB | Opp. QB | |
|------------|-------------|-------------|----------------|----------------|-----------|
| 9/12 | L | 16-30 | SD | Livingston | Fouts |
| 9/20 | L | 21-24 | OAK | Livingston | Stabler |
| 9/26 | L | 17-27 | NO | Livingston | Scott |
| 10/3 | L | 17-50 | @ BUF | Livingston | Ferguson |
| 10/10 | W | 33-30 | @ WAS | Livingston | Theismann |
| 10/17 | W | 20-17* | @ MIA | Livingston | Griese |
| 10/24 | L | 26-35 | DEN | Livingston | Ramsey |
| 10/31 | W | 28-19 | @ TB | Livingston | Spurrier |
| 11/7 | L | 0-45 | PIT | Livingston | Bradshaw |
| 11/14 | L | 10-21 | @ OAK | Livingston | Stabler |
| 11/21 | L | 24-27 | CIN | Livingston | Anderson |
| 11/28 | W | 23-20 | @ SD | Livingston | Fouts |
| 12/5 | L | 16-17 | @ DEN | Livingston | Penrose |
| 12/12 | W | 39-14 | CLE | Livingston | Sipe |
| | Home | Road | Neutral | Overall | |
| Livingston | 1-6 | 4-3 | 0-0 | 5-9 | |

1977 (2-12)

| Date | Result | Opp. | Chiefs QB | Opp. QB | |
|-------|--------|-------|-----------|------------|-----------|
| 9/18 | L | 17-21 | @ NE | Livingston | Grogan |
| 9/25 | L | 7-23 | SD | Livingston | Harris |
| 10/3 | L | 28-37 | OAK | Livingston | Stabler |
| 10/9 | L | 7-23 | @ DEN | Livingston | Morton |
| 10/16 | L | 6-17 | BAL | Livingston | Jones |
| 10/23 | W | 21-16 | @ SD | Adams | Harris |
| 10/30 | L | 7-44 | @ CLE | Adams | Sipe |
| 11/6 | W | 20-10 | GB | Livingston | Dickey |
| 11/13 | L | 27-28 | @ CHI | Livingston | Avellini |
| 11/20 | L | 7-14 | DEN | Livingston | Morton |
| 11/27 | L | 20-34 | @ HOU | Livingston | Pastorini |
| 12/4 | L | 7-27 | CIN | Livingston | Anderson |
| 12/11 | L | 31-34 | SEA | Livingston | Zorn |
| 12/18 | L | 20-21 | @ OAK | Adams | Rae |

| | Home | Road | Neutral | Overall |
|------------|------|------|---------|---------|
| Livingston | 1-6 | 0-4 | 0-0 | 1-10 |
| Adams | 0-0 | 1-2 | 0-0 | 1-2 |

1978 (4-12)

| Date | Result | Opp. | Chiefs QB | Opp. QB | |
|------------|-------------|-------------|----------------|----------------|-----------|
| 9/3 | W | 24-23 | @ CIN | Livingston | Reaves |
| 9/10 | L | 17-20 | HOU | Livingston | Pastorini |
| 9/17 | L | 10-26 | @ NYG | Livingston | Pisarcik |
| 9/24 | L | 17-23* | DEN | Livingston | Morton |
| 10/1 | L | 13-28 | @ BUF | Livingston | Ferguson |
| 10/8 | L | 13-30 | TB | Adams | Williams |
| 10/15 | L | 6-28 | @ OAK | Adams | Stabler |
| 10/22 | W | 17-3 | CLE | Livingston | Sipe |
| 10/29 | L | 24-27 | @ PIT | Livingston | Bradshaw |
| 11/5 | L | 10-20 | OAK | Livingston | Stabler |
| 11/12 | L | 23-29* | @ SD | Livingston | Fouts |
| 11/19 | L | 10-13 | SEA | Livingston | Zorn |
| 11/26 | W | 23-0 | SD | Livingston | Harris |
| 12/3 | W | 14-10 | BUF | Livingston | Ferguson |
| 12/10 | L | 3-24 | @ DEN | Livingston | Morton |
| 12/17 | L | 19-23 | @ SEA | Livingston | Zorn |
| | Home | Road | Neutral | Overall | |
| Livingston | 3-4 | 1-6 | 0-0 | 4-10 | |
| Adams | 0-1 | 0-1 | 0-0 | 0-2 | |

1979 (7-9)

| Date | Result | Opp. | Chiefs QB | Opp. QB | |
|------------|-------------|-------------|----------------|----------------|----------|
| 9/2 | W | 14-0 | BAL | Livingston | Jones |
| 9/9 | L | 24-27 | CLE | Livingston | Sipe |
| 9/16 | L | 6-20 | @ HOU | Fuller | Nielsen |
| 9/23 | W | 35-7 | OAK | Fuller | Stabler |
| 9/30 | W | 24-6 | @ SEA | Fuller | Zorn |
| 10/7 | W | 10-7 | @ CIN | Fuller | Anderson |
| 10/14 | L | 10-24 | DEN | Fuller | Morton |
| 10/21 | L | 17-21 | NYG | Livingston | Simms |
| 10/28 | L | 3-20 | @ DEN | Livingston | Morton |
| 11/4 | L | 14-20 | SD | Fuller | Fouts |
| 11/11 | L | 3-30 | PIT | Fuller | Bradshaw |
| 11/18 | W | 24-21 | @ OAK | Fuller | Stabler |
| 11/25 | L | 7-28 | @ SD | Fuller | Fouts |
| 12/2 | W | 37-21 | SEA | Fuller | Zorn |
| 12/9 | W | 10-7 | @ BAL | Fuller | Landry |
| 12/16 | L | 0-3 | @ TB | Fuller | Williams |
| | Home | Road | Neutral | Overall | |
| Livingston | 1-2 | 0-1 | 0-0 | 1-3 | |
| Fuller | 2-3 | 4-3 | 0-0 | 6-6 | |

1980 (8-8)

| Date | Result | Opp. | Chiefs QB | Opp. QB | |
|--------|-------------|-------------|----------------|----------------|-----------|
| 9/7 | L | 14-27 | OAK | Fuller | Pastorini |
| 9/14 | L | 16-17 | SEA | Fuller | Zorn |
| 9/21 | L | 13-20 | @ CLE | Fuller | Sipe |
| 9/28 | L | 7-24 | SD | Fuller | Fouts |
| 10/5 | W | 31-17 | @ OAK | Fuller | Pastorini |
| 10/12 | W | 21-20 | HOU | Fuller | Stabler |
| 10/19 | W | 23-17 | @ DEN | Fuller | Morton |
| 10/26 | W | 20-17 | DET | Fuller | Danielson |
| 11/2 | L | 24-31 | BAL | Fuller | Jones |
| 11/9 | W | 31-30 | @ SEA | Fuller | Zorn |
| 11/16 | L | 7-20 | @ SD | Fuller | Fouts |
| 11/23 | W | 21-13 | @ STL | Fuller | Hart |
| 11/30 | L | 6-20 | CIN | Fuller | Anderson |
| 12/7 | W | 31-14 | DEN | Kenney | Morton |
| 12/14 | L | 16-21 | @ PIT | Kenney | Bradshaw |
| 12/21 | W | 38-28 | @ BAL | Kenney | Jones |
| | Home | Road | Neutral | Overall | |
| Fuller | 2-5 | 4-2 | 0-0 | 6-7 | |
| Kenney | 1-0 | 1-1 | 0-0 | 2-1 | |

1981 (9-7)

| Date | Result | Opp. | Chiefs QB | Opp. QB | |
|------|--------|-------|-----------|---------|----------|
| 9/6 | W | 37-33 | @ PIT | Kenney | Bradshaw |
| 9/13 | W | 19-10 | TB | Kenney | Williams |
| 9/20 | L | 31-42 | SD | Kenney | Fouts |
| 9/27 | W | 20-14 | @ SEA | Kenney | Zorn |

| | | | | | |
|--------|---|-------------|-------------|----------------|----------------|
| 10/4 | L | 17-33 | @ NE | Kenney | Cavanaugh |
| 10/11 | W | 27-0 | OAK | Kenney | Plunkett |
| 10/18 | W | 28-14 | DEN | Kenney | Morton |
| 10/25 | W | 28-17 | @ OAK | Kenney | Wilson |
| 11/1 | L | 20-22 | @ SD | Kenney | Fouts |
| 11/8 | L | 13-16* | CHI | Kenney | Evans |
| 11/15 | W | 23-10 | HOU | Kenney | Reaves |
| 11/22 | W | 40-13 | SEA | Kenney | Zorn |
| 11/26 | L | 10-27 | @ DET | Kenney | Hipple |
| 12/6 | L | 13-6 | @ DEN | Fuller | Morton |
| 12/13 | L | 7-17 | MIA | Fuller | Woodley |
| 12/20 | W | 10-6 | @ MIN | Fuller | Kramer |
| | | Home | Road | Neutral | Overall |
| Kenney | | 5-2 | 3-3 | 0-0 | 8-5 |
| Fuller | | 0-1 | 1-1 | 0-0 | 1-2 |

1982 (3-6)

| Date | Result | Opp. | Chiefs QB | Opp. QB | |
|--------|--------|-------------|-------------|----------------|----------------|
| 9/12 | L | 9-14 | @ BUF | Kenney | Ferguson |
| 9/19 | W | 19-12 | SD | Kenney | Fouts |
| 11/21 | L | 17-27 | @ NO | Kenney | Stabler |
| 11/28 | L | 14-20 | @ LAR | Fuller | Jones |
| 12/5 | L | 14-35 | @ PIT | Fuller | Bradshaw |
| 12/12 | L | 16-21 | OAK | Fuller | Plunkett |
| 12/19 | W | 37-16 | @ DEN | Kenney | DeBerg |
| 12/26 | L | 13-26 | SF | Kenney | Montana |
| 1/2 | W | 37-13 | NYJ | Kenney | Todd |
| | | Home | Road | Neutral | Overall |
| Kenney | | 2-1 | 1-2 | 0-0 | 3-3 |
| Fuller | | 0-1 | 0-2 | 0-0 | 0-3 |

1983 (6-10)

| Date | Result | Opp. | Chiefs QB | Opp. QB | |
|--------|--------|-------------|-------------|----------------|----------------|
| 9/4 | W | 17-13 | SEA | Kenney | Zorn |
| 9/12 | L | 14-17 | SD | Kenney | Fouts |
| 9/18 | L | 12-27 | @ WAS | Kenney | Theismann |
| 9/25 | L | 6-14 | @ MIA | Kenney | Woodley |
| 10/2 | W | 38-14 | STL | Kenney | Hart |
| 10/9 | L | 20-21 | @ RAI | Kenney | Plunkett |
| 10/16 | W | 38-17 | NYG | Kenney | Brunner |
| 10/23 | W | 13-10* | @ HOU | Kenney | Nielsen |
| 10/30 | L | 24-27 | @ DEN | Kenney | DeBerg |
| 11/6 | L | 20-28 | RAI | Kenney | Wilson |
| 11/13 | W | 20-15 | CIN | Kenney | Anderson |
| 11/20 | L | 21-41 | @ DAL | Kenney | White |
| 11/27 | L | 48-51* | @ SEA | Kenney | Krieg |
| 12/4 | L | 9-14 | BUF | Kenney | Ferguson |
| 12/11 | L | 38-41 | @ SD | Kenney | Fouts |
| 12/18 | W | 48-17 | DEN | Kenney | Elway |
| | | Home | Road | Neutral | Overall |
| Kenney | | 5-3 | 1-7 | 0-0 | 6-10 |

1984 (8-8)

| Date | Result | Opp. | Chiefs QB | Opp. QB | |
|------------|--------|-------------|-------------|----------------|----------------|
| 9/2 | W | 37-27 | @ PIT | Blackledge | Woodley |
| 9/9 | W | 27-22 | @ CIN | Blackledge | Anderson |
| 9/16 | L | 20-22 | RAI | Blackledge | Plunkett |
| 9/23 | L | 0-21 | @ DEN | Blackledge | Elway |
| 9/30 | W | 10-6 | CLE | Blackledge | McDonald |
| 10/7 | L | 16-17 | NYJ | Blackledge | Ryan |
| 10/14 | W | 31-13 | SD | Blackledge | Fouts |
| 10/21 | L | 7-28 | @ NYJ | Kenney | Ryan |
| 10/28 | W | 24-20 | TB | Kenney | DeBerg |
| 11/4 | L | 0-45 | @ SEA | Kenney | Krieg |
| 11/11 | L | 16-17 | HOU | Blackledge | Moon |
| 11/18 | L | 7-17 | @ RAI | Kenney | Wilson |
| 11/25 | L | 27-28 | @ NYG | Kenney | Simms |
| 12/2 | W | 16-13 | DEN | Kenney | Elway |
| 12/9 | W | 34-7 | SEA | Kenney | Krieg |
| 12/16 | W | 42-21 | @ SD | Kenney | Luther |
| | | Home | Road | Neutral | Overall |
| Kenney | | 3-0 | 1-4 | 0-0 | 4-4 |
| Blackledge | | 2-3 | 2-1 | 0-0 | 4-4 |

1985 (6-10)

| Date | Result | Opp. | Chiefs QB | Opp. QB | |
|------------|--------|-------------|-------------|----------------|----------------|
| 9/8 | W | 47-27 | @ NO | Kenney | Wilson |
| 9/12 | W | 36-20 | RAI | Kenney | Plunkett |
| 9/22 | L | 0-31 | @ MIA | Kenney | Marino |
| 9/29 | W | 28-7 | SEA | Kenney | Krieg |
| 10/6 | L | 10-19 | @ RAI | Kenney | Wilson |
| 10/13 | L | 20-31 | @ SD | Kenney | Herrmann |
| 10/20 | L | 0-16 | RAMS | Blackledge | Brock |
| 10/27 | L | 10-30 | DEN | Kenney | Elway |
| 11/3 | L | 20-23 | @ HOU | Kenney | Moon |
| 11/10 | L | 28-36 | PIT | Kenney | Woodley |
| 11/17 | L | 3-31 | @ SF | Kenney | Montana |
| 11/24 | W | 20-7 | IND | Blackledge | Kofler |
| 12/1 | L | 6-24 | @ SEA | Blackledge | Krieg |
| 12/8 | W | 38-10 | ATL | Blackledge | Archer |
| 12/14 | L | 13-14 | @ DEN | Blackledge | Elway |
| 12/22 | W | 38-34 | SD | Blackledge | Herrmann |
| | | Home | Road | Neutral | Overall |
| Kenney | | 2-2 | 1-5 | 0-0 | 3-7 |
| Blackledge | | 3-1 | 0-2 | 0-0 | 3-3 |

1986 (10-6)

| Date | Result | Opp. | Chiefs QB | Opp. QB | |
|------------|--------|-----------------------------------|-------------|----------------|----------------|
| 9/7 | W | 24-14 | CIN | Blackledge | Esiason |
| 9/14 | L | 17-23 | @ SEA | Blackledge | Krieg |
| 9/21 | W | 27-13 | HOU | Blackledge | Moon |
| 9/28 | W | 20-17 | @ BUF | Blackledge | Kelly |
| 10/5 | L | 17-24 | RAI | Blackledge | Wilson |
| 10/12 | L | 7-20 | @ CLE | Blackledge | Kosar |
| 10/19 | W | 42-41 | SD | Blackledge | Fouts |
| 10/26 | W | 27-20 | TB | Kenney | Young |
| 11/2 | W | 24-23 | @ SD | Kenney | Flick |
| 11/9 | W | 27-7 | SEA | Kenney | Gilbert |
| 11/16 | L | 17-38 | @ DEN | Kenney | Elway |
| 11/23 | L | 14-23 | @ STL | Kenney | Lomax |
| 11/30 | L | 14-17 | BUF | Kenney | Kelly |
| 12/7 | W | 37-10 | DEN | Blackledge | Elway |
| 12/14 | W | 20-17 | @ RAI | Kenney | Plunkett |
| 12/21 | W | 24-19 | @ PIT | Kenney | Malone |
| | | AFC Wild Card Playoff Game | | | |
| 12/28 | L | 15-35 | @ NYJ | Blackledge | Ryan |
| | | Home | Road | Neutral | Overall |
| Blackledge | | 4-1 | 1-2 (0-1) | 0-0 | 5-3 (0-1) |
| Kenney | | 2-1 | 3-2 | 0-0 | 5-3 |

1987 (4-11)

| Date | Result | Opp. | Chiefs QB | Opp. QB | |
|------------|--------|-------------|-------------|----------------|----------------|
| 9/13 | W | 20-13 | SD | Blackledge | Fouts |
| 9/20 | L | 14-43 | @ SEA | Blackledge | Krieg |
| 10/4 | L | 17-35# | @ RAI | Stevens | Evans |
| 10/11 | L | 0-42# | @ MIA | Stevens | Mackey |
| 10/18 | L | 17-26# | DEN | Hudson | Karcher |
| 10/25 | L | 21-42 | @ SD | Kenney | Fouts |
| 11/1 | L | 28-31 | @ CHI | Kenney | McMahon |
| 11/8 | L | 16-17 | PIT | Kenney | Malone |
| 11/15 | L | 9-16 | NYJ | Seurer | O'Brien |
| 11/22 | L | 3-23 | GB | Seurer | Majkowski |
| 11/26 | W | 27-20 | @ DET | Kenney | Long |
| 12/6 | L | 27-30* | @ CIN | Kenney | Esiason |
| 12/13 | W | 16-10 | RAI | Kenney | Wilson |
| 12/19 | L | 17-20 | @ DEN | Kenney | Elway |
| 12/27 | W | 41-20 | SEA | Kenney | Krieg |
| | | Home | Road | Neutral | Overall |
| Kenney | | 2-1 | 1-4 | 0-0 | 3-5 |
| Blackledge | | 1-0 | 0-1 | 0-0 | 1-1 |
| Seurer | | 0-2 | 0-0 | 0-0 | 0-2 |
| Stevens | | 0-0 | 0-2 | 0-0 | 0-2# |
| Hudson | | 0-1 | 0-0 | 0-0 | 0-1# |

1988(4-11-1)

| Date | Result | Opp. | Chiefs QB | Opp. QB | |
|------|--------|-------|-----------|---------|------------|
| 9/4 | L | 3-6 | CLE | Kenney | Kosar |
| 9/11 | L | 10-31 | @ SEA | Kenney | Krieg |
| 9/18 | W | 20-13 | DEN | DeBerg | Elway |
| 9/25 | L | 23-24 | SD | DeBerg | Laufenberg |

| | | | | | |
|--------|---|-------------|-------------|----------------|----------------|
| 10/2 | T | 17-17* | @ NYJ | DeBerg | O'Brien |
| 10/9 | L | 6-7 | @ HOU | DeBerg | Carlson |
| 10/16 | L | 17-27 | RAI | DeBerg | Schroeder |
| 10/23 | L | 6-7 | DET | Kenney | Hilger |
| 10/30 | L | 10-17 | @ RAI | Kenney | Beuerlein |
| 11/6 | L | 11-17 | @ DEN | Kenney | Elway |
| 11/13 | W | 31-28 | CIN | DeBerg | Esiason |
| 11/20 | W | 27-24 | SEA | DeBerg | Krieg |
| 11/27 | L | 10-16 | @ PIT | DeBerg | Brister |
| 12/4 | W | 38-34 | NYJ | DeBerg | Ryan |
| 12/11 | L | 12-28 | @ NYG | DeBerg | Simms |
| 12/18 | L | 13-24 | @ SD | DeBerg | Malone |
| | | Home | Road | Neutral | Overall |
| DeBerg | | 4-2 | 0-4-1 | 0-0 | 4-6-1 |
| Kenney | | 0-2 | 0-3 | 0-0 | 0-5 |

1989 (8-7-1)

| Date | Result | Opp. | Chiefs QB | Opp. QB |
|----------|--------|-------------|-------------|----------------|
| 9/10 | L | 20-34 | @ DEN | DeBerg |
| 9/17 | W | 24-19 | RAI | DeBerg |
| 9/24 | L | 6-21 | @ SD | DeBerg |
| 10/1 | L | 17-21 | CIN | Jaworski |
| 10/8 | W | 20-16 | @ SEA | Jaworski |
| 10/15 | L | 14-20 | @ RAI | Jaworski |
| 10/22 | W | 36-28 | DAL | DeBerg |
| 10/29 | L | 17-23 | @ PIT | DeBerg |
| 11/5 | W | 20-10 | SEA | Pelluer |
| 11/12 | L | 13-16 | DEN | Pelluer |
| 11/19 | T | 10-10* | @ CLE | Pelluer |
| 11/26 | W | 34-0 | HOU | DeBerg |
| 12/3 | W | 26-21 | MIA | DeBerg |
| 12/10 | W | 21-3 | @ GB | DeBerg |
| 12/17 | L | 13-20 | SD | DeBerg |
| 12/24 | W | 27-24 | @ MIA | DeBerg |
| | | Home | Road | Neutral |
| DeBerg | | 4-1 | 2-3 | 0-0 |
| Jaworski | | 0-1 | 1-1 | 0-0 |
| Pelluer | | 1-1 | 0-0-1 | 0-0 |

1990 (11-5)

| Date | Result | Opp. | Chiefs QB | Opp. QB |
|--------|--------|-----------------------------------|-------------|----------------|
| 9/9 | W | 24-21 | MIN | DeBerg |
| 9/17 | L | 23-24 | @ DEN | DeBerg |
| 9/23 | W | 17-3 | @ GB | DeBerg |
| 9/30 | W | 34-0 | CLE | DeBerg |
| 10/7 | L | 19-23 | @ IND | DeBerg |
| 10/14 | W | 43-24 | DET | DeBerg |
| 10/21 | L | 7-19 | @ SEA | DeBerg |
| 11/4 | W | 9-7 | RAI | DeBerg |
| 11/11 | L | 16-17 | SEA | DeBerg |
| 11/18 | W | 27-10 | SD | DeBerg |
| 11/25 | W | 27-24 | @ RAI | DeBerg |
| 12/2 | W | 37-7 | @ NE | DeBerg |
| 12/9 | W | 31-20 | DEN | DeBerg |
| 12/16 | L | 10-27 | HOU | DeBerg |
| 12/23 | W | 24-21 | @ SD | DeBerg |
| 12/29 | W | 21-10 | @ CHI | DeBerg |
| | | AFC Wild Card Playoff Game | | |
| 1/5 | L | 16-17 | @ MIA | DeBerg |
| | | Home | Road | Neutral |
| DeBerg | | 6-2 | 5-3 (0-1) | 0-0 |

1991 (10-6)

| Date | Result | Opp. | Chiefs QB | Opp. QB |
|-------|--------|-------|-----------|---------|
| 9/1 | W | 14-3 | ATL | DeBerg |
| 9/8 | L | 10-17 | NO | DeBerg |
| 9/16 | L | 7-17 | @ HOU | DeBerg |
| 9/22 | W | 20-12 | SEA | DeBerg |
| 9/29 | W | 14-13 | @ SD | DeBerg |
| 10/7 | W | 33-6 | BUF | DeBerg |
| 10/13 | W | 42-7 | MIA | DeBerg |
| 10/20 | L | 16-19 | @ DEN | DeBerg |
| 10/28 | W | 24-21 | RAI | DeBerg |
| 11/10 | W | 27-20 | @ RAMS | DeBerg |
| 11/17 | L | 20-24 | DEN | DeBerg |
| 11/24 | L | 15-20 | @ CLE | DeBerg |
| 12/1 | W | 19-6 | @ SEA | DeBerg |

| | | | | | |
|--------|---|------------------------------------|-------------|----------------|----------------|
| 12/8 | W | 20-17* | SD | DeBerg | Friesz |
| 12/14 | L | 14-28 | @ SF | Vlasic | Bono |
| 12/22 | W | 27-21 | @ RAI | DeBerg | Marinovich |
| | | AFC Wild Card Playoff Game | | | |
| 12/28 | W | 10-6 | RAI | DeBerg | Marinovich |
| | | AFC Divisional Playoff Game | | | |
| 1/5 | L | 14-37 | @ BUF | DeBerg | Kelly |
| | | Home | Road | Neutral | Overall |
| DeBerg | | 6-2 (1-0) | 4-3 (0-1) | 0-0 | 10-5 (1-1) |
| Vlasic | | 0-0 | 0-1 | 0-0 | 0-1 |

1992 (10-6)

| Date | Result | Opp. | Chiefs QB | Opp. QB |
|-------|--------|-----------------------------------|-------------|----------------|
| 9/6 | W | 24-10 | @ SD | Krieg |
| 9/13 | W | 26-7 | SEA | Krieg |
| 9/20 | L | 20-23* | @ HOU | Krieg |
| 9/28 | W | 27-7 | RAI | Krieg |
| 10/4 | L | 19-20 | @ DEN | Krieg |
| 10/11 | W | 24-17 | PHI | Krieg |
| 10/18 | L | 10-17 | @ DAL | Krieg |
| 10/25 | L | 3-27 | PIT | Krieg |
| 11/8 | W | 16-14 | SD | Krieg |
| 11/15 | W | 35-16 | WAS | Krieg |
| 11/22 | W | 24-14 | @ SEA | Krieg |
| 11/29 | W | 23-7 | @ NYJ | Krieg |
| 12/6 | L | 7-28 | @ RAI | Krieg |
| 12/13 | W | 27-20 | NE | Krieg |
| 12/19 | L | 21-35 | @ NYG | Krieg |
| 12/27 | W | 42-20 | DEN | Krieg |
| | | AFC Wild Card Playoff Game | | |
| 1/2 | L | 0-17 | @ SD | Krieg |
| | | Home | Road | Neutral |
| Krieg | | 7-1 | 3-5 (0-1) | 0-0 |

1993 (11-5)

| Date | Result | Opp. | Chiefs QB | Opp. QB |
|---------|--------|------------------------------------|-------------|----------------|
| 9/5 | W | 27-3 | @ TB | Montana |
| 9/12 | L | 0-30 | @ HOU | Krieg |
| 9/20 | W | 15-7 | DEN | Montana |
| 10/3 | W | 24-9 | RAI | Montana |
| 10/10 | W | 17-15 | CIN | Krieg |
| 10/17 | W | 17-14 | @ SD | Montana |
| 10/31 | L | 10-30 | @ MIA | Montana |
| 11/8 | W | 23-16 | GB | Krieg |
| 11/14 | W | 31-20 | @ RAI | Krieg |
| 11/21 | L | 17-19 | CHI | Krieg |
| 11/28 | W | 23-7 | BUF | Montana |
| 12/5 | W | 31-16 | @ SEA | Montana |
| 12/12 | L | 21-27 | @ DEN | Montana |
| 12/19 | W | 28-24 | SD | Montana |
| 12/26 | L | 10-30 | @ MIN | Montana |
| 1/2 | W | 34-24 | SEA | Montana |
| | | AFC Wild Card Playoff Game | | |
| 1/8 | W | 27-24* | PIT | Montana |
| | | AFC Divisional Playoff Game | | |
| 1/16 | W | 28-20 | @ HOU | Montana |
| | | AFC Championship Game | | |
| 1/23 | L | 13-30 | @ BUF | Montana |
| | | Home | Road | Neutral |
| Montana | | 5-0 (1-0) | 3-3 (1-1) | 0-0 |
| Krieg | | 2-1 | 1-1 | 0-0 |

1994 (9-7)

| Date | Result | Opp. | Chiefs QB | Opp. QB |
|-------|--------|--------|-----------|---------|
| 9/4 | W | 30-17 | @ NO | Montana |
| 9/11 | W | 24-17 | SF | Montana |
| 9/18 | W | 30-10 | @ ATL | Montana |
| 9/25 | L | 0-16 | RAMS | Montana |
| 10/9 | L | 6-20 | @ SD | Montana |
| 10/17 | W | 31-28 | @ DEN | Montana |
| 10/23 | W | 38-23 | SEA | Montana |
| 10/30 | L | 10-44 | @ BUF | Montana |
| 11/6 | W | 13-3 | RAI | Montana |
| 11/13 | L | 13-14 | SD | Montana |
| 11/20 | W | 20-13 | CLE | Montana |
| 11/27 | L | 9-10 | @ SEA | Montana |
| 12/4 | L | 17-20* | DEN | Bono |

| | | | | | |
|-----------------------------------|---|-------------|-------------|----------------|----------------|
| 12/12 | L | 28-45 | @ MIA | Bono | Marino |
| 12/18 | W | 31-9 | HOU | Montana | Tolliver |
| 12/4 | W | 19-9 | @ RAI | Montana | Hostetler |
| AFC Wild Card Playoff Game | | | | | |
| 12/31 | L | 17-27 | @ MIA | Montana | Marino |
| Montana | | Home | Road | Neutral | Overall |
| Bono | | 5-2 | 4-3 (0-1) | 0-0 | 9-5 (0-1) |
| | | 0-1 | 0-1 | 0-0 | 0-2 |

1995 (13-3)

| Date | Result | Opp. | Chiefs QB | Opp. QB | |
|------------------------------------|--------|-------------|-------------|----------------|----------------|
| 9/3 | W | @ SEA | Bono | Mirer | |
| 9/10 | W | NYG | Bono | Brown | |
| 9/17 | W | OAK | Bono | Hostetler | |
| 9/24 | L | @ CLE | Bono | Testaverde | |
| 10/1 | W | @ ARZ | Bono | Krieg | |
| 10/9 | W | SD | Bono | Humphries | |
| 10/15 | W | NE | Bono | Bledsoe | |
| 10/22 | W | @ DEN | Bono | Elway | |
| 11/5 | W | WAS | Bono | Frerotte | |
| 11/12 | W | @ SD | Bono | Humphries | |
| 11/19 | W | HOU | Bono | Chandler | |
| 11/23 | L | @ DAL | Bono | Aikman | |
| 12/3 | W | @ OAK | Bono | Evans | |
| 12/11 | L | @ MIA | Bono | Marino | |
| 12/17 | W | DEN | Bono | Elway | |
| 12/24 | W | SEA | Bono | Friesz | |
| AFC Divisional Playoff Game | | | | | |
| 1/7 | L | IND | Bono | Harbaugh | |
| Bono | | Home | Road | Neutral | Overall |
| | | 8-0 (0-1) | 5-3 | 0-0 | 13-3 (0-1) |

1996 (9-7)

| Date | Result | Opp. | Chiefs QB | Opp. QB | |
|--------|--------|-------------|-------------|----------------|----------------|
| 9/1 | W | @ HOU | Bono | Chandler | |
| 9/8 | W | OAK | Bono | Robert | |
| 9/15 | W | @ SEA | Bono | Mirer | |
| 9/22 | W | DEN | Bono | Elway | |
| 9/29 | L | @ SD | Bono | Humphries | |
| 10/7 | L | PIT | Bono | Tomczak | |
| 10/17 | W | SEA | Bono | Friesz | |
| 10/27 | L | @ DEN | Bono | Elway | |
| 11/3 | W | @ MIN | Bono | Johnson | |
| 11/10 | W | GB | Bono | Favre | |
| 11/17 | W | CHI | Bono | Krieg | |
| 11/24 | L | SD | Bono | Humphries | |
| 11/28 | W | @ DET | Gannon | Mitchell | |
| 12/9 | L | @ OAK | Gannon | Hostetler | |
| 12/15 | L | IND | Gannon | Harbaugh | |
| 12/22 | L | @ BUF | Bono | Kelly | |
| Bono | | Home | Road | Neutral | Overall |
| Gannon | | 5-2 | 3-3 | 0-0 | 8-5 |
| | | 0-1 | 1-1 | 0-0 | 1-2 |

1997 (13-3)

| Date | Result | Opp. | Chiefs QB | Opp. QB | |
|------------------------------------|--------|-------------|-------------|----------------|----------------|
| 8/31 | L | @ DEN | Grbac | Elway | |
| 9/8 | W | @ OAK | Grbac | George | |
| 9/14 | W | BUF | Grbac | Collins | |
| 9/21 | W | @ CAR | Grbac | Collins | |
| 9/28 | W | SEA | Grbac | Moon | |
| 10/5 | L | @ MIA | Grbac | Marino | |
| 10/16 | W | SD | Grbac | Humphries | |
| 10/26 | W | @ STL | Grbac | Banks | |
| 11/3 | W | PIT | Grbac | Stewart | |
| 11/9 | L | @ JAX | Gannon | Brunell | |
| 11/16 | W | DEN | Gannon | Elway | |
| 11/23 | W | @ SEA | Gannon | Moon | |
| 11/30 | W | SF | Gannon | Young | |
| 12/7 | W | OAK | Gannon | George | |
| 12/14 | W | @ SD | Gannon | Whelihan | |
| 12/21 | W | NO | Grbac | Hobert | |
| AFC Divisional Playoff Game | | | | | |
| 1/4 | L | DEN | Grbac | Elway | |
| Grbac | | Home | Road | Neutral | Overall |
| Gannon | | 5-0 (0-1) | 3-2 | 0-0 | 8-2 (0-1) |
| | | 3-0 | 2-1 | 0-0 | 5-1 |

1998 (7-9)

| Date | Result | Opp. | Chiefs QB | Opp. QB | |
|--------|--------|-------------|-------------|----------------|----------------|
| 9/6 | W | OAK | Grbac | George | |
| 9/13 | L | @ JAX | Gannon | Brunell | |
| 9/20 | W | SD | Gannon | Leaf | |
| 9/27 | W | @ PHI | Gannon | Peete | |
| 10/4 | W | SEA | Gannon | Moon | |
| 10/11 | L | @ NE | Grbac | Bledsoe | |
| 10/26 | L | PIT | Grbac | Stewart | |
| 11/1 | L | NYJ | Grbac | Testaverde | |
| 11/8 | L | @ SEA | Grbac | Moon | |
| 11/16 | L | DEN | Gannon | Brister | |
| 11/22 | L | @ SD | Gannon | Whelihan | |
| 11/29 | W | ARZ | Gannon | Plummer | |
| 12/6 | L | @ DEN | Gannon | Elway | |
| 12/13 | W | DAL | Gannon | Aikman | |
| 12/20 | L | @ NYG | Gannon | Graham | |
| 12/26 | W | @ OAK | Grbac | Wilson | |
| | | Home | Road | Neutral | Overall |
| Grbac | | 1-2 | 1-2 | 0-0 | 2-4 |
| Gannon | | 4-1 | 1-4 | 0-0 | 5-5 |

1999 (9-7)

| Date | Result | Opp. | Chiefs QB | Opp. QB | |
|-------|--------|-------------|-------------|----------------|----------------|
| 9/12 | L | @ CHI | Grbac | Matthews | |
| 9/19 | W | DEN | Grbac | Griese | |
| 9/26 | W | DET | Grbac | Batch | |
| 10/3 | L | @ SD | Grbac | Harbaugh | |
| 10/10 | W | NE | Grbac | Bledsoe | |
| 10/21 | W | @ BAL | Grbac | Case | |
| 10/31 | W | SD | Grbac | Kramer | |
| 11/7 | L | @ IND | Grbac | Manning | |
| 11/14 | L | @ TB | Grbac | Dilfer | |
| 11/21 | L | SEA | Grbac | Kitna | |
| 11/28 | W | @ OAK | Grbac | Gannon | |
| 12/5 | W | @ DEN | Grbac | Griese | |
| 12/12 | W | MIN | Grbac | George | |
| 12/18 | W | PIT | Grbac | Tomczak | |
| 12/26 | L | @ SEA | Grbac | Kitna | |
| 1/2 | L | OAK | Grbac | Gannon | |
| | | Home | Road | Neutral | Overall |
| Grbac | | 6-2 | 3-5 | 0-0 | 9-7 |

2000 (7-9)

| Date | Result | Opp. | Chiefs QB | Opp. QB | |
|-------|--------|-------------|-------------|----------------|----------------|
| 9/3 | L | IND | Grbac | Manning | |
| 9/10 | L | @ TEN | Grbac | McNair | |
| 9/17 | W | SD | Grbac | Moreno | |
| 9/24 | W | @ DEN | Grbac | Frerotte | |
| 10/2 | W | SEA | Grbac | Kitna | |
| 10/15 | L | OAK | Grbac | Gannon | |
| 10/22 | W | STL | Grbac | Warner | |
| 10/29 | W | @ SEA | Grbac | Kitna | |
| 11/5 | L | @ OAK | Grbac | Gannon | |
| 11/12 | L | @ SF | Grbac | Garcia | |
| 11/19 | L | BUF | Grbac | Johnson | |
| 11/26 | L | @ SD | Moon | Leaf | |
| 12/4 | L | @ NE | Grbac | Bledsoe | |
| 12/10 | W | CAR | Grbac | Beuerlein | |
| 12/17 | W | DEN | Grbac | Frerotte | |
| 12/24 | L | @ ATL | Grbac | Chandler | |
| | | Home | Road | Neutral | Overall |
| Grbac | | 5-3 | 2-5 | 0-0 | 7-8 |
| Moon | | 0-0 | 0-1 | 0-0 | 0-1 |

2001 (6-10)

| Date | Result | Opp. | Chiefs QB | Opp. QB |
|-------|--------|-------|-----------|------------|
| 9/9 | L | OAK | Green | Gannon |
| 9/23 | L | NYG | Green | Collins |
| 9/30 | W | @ WAS | Green | Banks |
| 10/7 | L | @ DEN | Green | Griese |
| 10/14 | L | PIT | Green | Stewart |
| 10/21 | L | @ ARZ | Green | Plummer |
| 10/25 | L | IND | Green | Manning |
| 11/4 | W | @ SD | Green | Flutie |
| 11/11 | L | @ NYJ | Green | Testaverde |

| | | | | | |
|-------|---|--------------------|--------------------|-----------------------|------------------------|
| 11/25 | W | 19-7 | SEA | Green | Hasselbeck |
| 11/29 | L | 10-23 | PHI | Green | McNabb |
| 12/9 | L | 26-28 | @ OAK | Green | Gannon |
| 12/16 | W | 26-23* | DEN | Green | Frerotte |
| 12/23 | W | 20-17 | SD | Green | Flutie |
| 12/30 | W | 30-26 | @ JAX | Green | Brunell |
| 1/6 | L | 18-21 | @ SEA | Green | Dilfer |
| Green | | Home 3-5 | Road 3-5 | Neutral 0-0 | Overall 6-10 |

2002 (8-8)

| Date | Result | Opp. | Chiefs QB | Opp. QB | |
|-------|--------|--------------------|--------------------|-----------------------|-----------------------|
| 9/8 | W | 40-39 | @ CLE | Green Holcomb | |
| 9/15 | L | 16-23 | JAX | Green Brunell | |
| 9/22 | L | 38-41* | @ NE | Green Brady | |
| 9/29 | W | 48-30 | MIA | Green Fiedler | |
| 10/6 | W | 29-25 | @ NYJ | Green Pennington | |
| 10/13 | L | 34-35 | @ SD | Green Brees | |
| 10/20 | L | 34-37* | DEN | Green Griese | |
| 10/27 | W | 20-10 | OAK | Green Gannon | |
| 11/10 | L | 13-17 | @ SF | Green Garcia | |
| 11/17 | W | 17-16 | BUF | Green Bledsoe | |
| 11/24 | L | 32-39 | @ SEA | Green Hasselbeck | |
| 12/1 | W | 49-0 | ARZ | Green Plummer | |
| 12/8 | W | 49-10 | STL | Green Martin | |
| 12/15 | L | 24-31 | @ DEN | Green Griese | |
| 12/22 | W | 24-22 | SD | Green Brees | |
| 12/28 | L | 0-24 | @ OAK | Green Gannon | |
| Green | | Home 6-2 | Road 2-6 | Neutral 0-0 | Overall 8-8 |

2003 (13-3)

| Date | Result | Opp. | Chiefs QB | Opp. QB | |
|-------|--------|--------------------------|--------------------|-----------------------|------------------------------|
| 9/7 | W | 27-14 | SD | Green Brees | |
| 9/14 | W | 41-20 | PIT | Green Maddox | |
| 9/21 | W | 42-14 | @ HOU | Green Carr | |
| 9/28 | W | 17-10 | @ BAL | Green Boller | |
| 10/5 | W | 24-23 | DEN | Green Plummer | |
| 10/12 | W | 40-34* | @ GB | Green Favre | |
| 10/20 | W | 17-10 | @ OAK | Green Gannon | |
| 10/26 | W | 38-5 | BUF | Green Bledsoe | |
| 11/9 | W | 41-20 | CLE | Green Holcomb | |
| 11/16 | L | 19-24 | @ CIN | Green Kitna | |
| 11/23 | W | 27-24 | OAK | Green Miler | |
| 11/30 | W | 28-24 | @ SD | Green Brees | |
| 12/7 | L | 27-45 | @ DEN | Green Plummer | |
| 12/14 | W | 45-17 | DET | Green Harrington | |
| 12/20 | L | 20-45 | @ MIN | Green Culpepper | |
| 12/28 | W | 31-3 | CHI | Green Grossman | |
| 1/11 | L | 31-38 | IND | Green Manning | |
| Green | | Home 8-0 (0-1) | Road 5-3 | Neutral 0-0 | Overall 13-3 (0-1) |

2004 (7-9)

| Date | Result | Opp. | Chiefs QB | Opp. QB | |
|-------|--------|--------------------|--------------------|-----------------------|-----------------------|
| 9/12 | L | 24-34 | @ DEN | Green Plummer | |
| 9/19 | L | 17-28 | CAR | Green Delhomme | |
| 9/26 | L | 21-24 | HOU | Green Carr | |
| 10/4 | W | 27-24 | @ BAL | Green Boller | |
| 10/17 | L | 16-22 | @ JAX | Green Leftwich | |
| 10/24 | W | 56-10 | ATL | Green Vick | |
| 10/31 | W | 45-35 | IND | Green Manning | |
| 11/7 | L | 31-34 | @ TB | Green Griese | |
| 11/14 | L | 20-27 | @ NO | Green Brooks | |
| 11/22 | L | 19-27 | NE | Green Brady | |
| 11/28 | L | 31-34 | SD | Green Brees | |
| 12/5 | W | 34-27 | @ OAK | Green Collins | |
| 12/13 | W | 49-38 | @ TEN | Green Volek | |
| 12/19 | W | 45-17 | DEN | Green Plummer | |
| 12/25 | W | 31-30 | OAK | Green Collins | |
| 1/2 | L | 17-24 | @ SD | Green Flutie | |
| Green | | Home 4-4 | Road 3-5 | Neutral 0-0 | Overall 7-9 |

2005 (10-6)

| Date | Result | Opp. | Chiefs QB | Opp. QB | |
|-------|--------|--------------------|--------------------|-----------------------|------------------------|
| 9/11 | W | 27-7 | NYJ | Green Pennington | |
| 9/18 | W | 23-17 | @ OAK | Green Collins | |
| 9/26 | L | 10-30 | @ DEN | Green Plummer | |
| 10/2 | L | 31-37 | PHI | Green McNabb | |
| 10/16 | W | 28-21 | WAS | Green Brunell | |
| 10/21 | W | 30-20 | @ MIA | Green Frerotte | |
| 10/30 | L | 20-28 | @ SD | Green Brees | |
| 11/6 | W | 27-23 | OAK | Green Collins | |
| 11/13 | L | 3-14 | @ BUF | Green Holcomb | |
| 11/20 | W | 45-17 | @ HOU | Green Carr | |
| 11/27 | W | 26-16 | NE | Green Brady | |
| 12/4 | W | 31-27 | DEN | Green Plummer | |
| 12/11 | L | 28-31 | @ DAL | Green Bledsoe | |
| 12/17 | L | 17-27 | @ NYG | Green Manning | |
| 12/24 | W | 20-7 | SD | Green Brees | |
| 1/1 | W | 37-3 | CIN | Green Palmer | |
| Green | | Home 7-1 | Road 3-5 | Neutral 0-0 | Overall 10-6 |

2006 (9-7)

| Date | Result | Opp. | Chiefs QB | Opp. QB | |
|-------|--------|--------------------|--------------------------|-------------------------|-----------------------------|
| 9/3 | L | 10-23 | CIN | Green Palmer | |
| 9/17 | L | 6-9* | @ DEN | Huard Plummer | |
| 10/1 | W | 41-0 | SF | Huard Smith | |
| 10/8 | W | 23-20 | @ ARZ | Huard Leinart | |
| 10/15 | L | 7-45 | @ PIT | Huard Roethlisberger | |
| 10/22 | W | 30-27 | SD | Huard Rivers | |
| 10/29 | W | 35-28 | SEA | Huard Wallace | |
| 11/5 | W | 31-17 | @ STL | Huard Bulger | |
| 11/12 | L | 10-13 | @ MIA | Huard Harrington | |
| 11/19 | W | 17-13 | OAK | Green Brooks | |
| 11/23 | W | 19-10 | DEN | Green Plummer | |
| 12/3 | L | 28-31* | @ CLE | Green Frye | |
| 12/10 | L | 10-20 | BAL | Green McNair | |
| 12/17 | L | 9-20 | @ SD | Green Rivers | |
| 12/23 | W | 20-9 | @ OAK | Green Walter | |
| 12/31 | W | 35-30 | JAX | Green Garrard | |
| 1/6 | L | 8-23 | @ IND | Green Manning | |
| Green | | Home 3-2 | Road 1-2 (0-1) | Neutral 0-0 | Overall 4-4 (0-1) |
| Huard | | 3-0 | 2-3 | 0-0 | 5-3 |

2007 (4-12)

| Date | Result | Opp. | Chiefs QB | Opp. QB | |
|--------|--------|--------------------|--------------------|-----------------------|-----------------------|
| 9/9 | L | 3-20 | @ HOU | Huard Schaub | |
| 9/16 | L | 10-20 | @ CHI | Huard Grossman | |
| 9/23 | W | 13-10 | MIN | Huard Holcomb | |
| 9/30 | W | 30-16 | @ SD | Huard Rivers | |
| 10/7 | L | 7-17 | JAX | Huard Garrard | |
| 10/14 | W | 27-20 | CIN | Huard Palmer | |
| 10/21 | W | 12-10 | @ OAK | Huard Culpepper | |
| 11/4 | L | 22-33 | GB | Huard Favre | |
| 11/11 | L | 11-27 | DEN | Huard Cutler | |
| 11/18 | L | 10-13 | @ IND | Croyle Manning | |
| 11/25 | L | 17-20 | OAK | Croyle Culpepper | |
| 12/2 | L | 10-24 | SD | Huard Rivers | |
| 12/9 | L | 7-41 | @ DEN | Croyle Cutler | |
| 12/16 | L | 17-26 | TEN | Croyle Young | |
| 12/23 | L | 20-25 | @ DET | Croyle Kitna | |
| 12/30 | L | 10-13* | @ NYJ | Croyle Clemens | |
| Huard | | Home 2-4 | Road 2-2 | Neutral 0-0 | Overall 4-6 |
| Croyle | | 0-2 | 0-4 | 0-0 | 0-6 |

2008 (2-14)

| Date | Result | Opp. | Chiefs QB | Opp. QB |
|-------|--------|-------|-----------|-------------------|
| 9/7 | L | 10-17 | @ NE | Croyle Brady |
| 9/14 | L | 8-23 | OAK | Huard Russell |
| 9/21 | L | 14-38 | @ ATL | Thigpen Ryan |
| 9/28 | W | 33-19 | DEN | Huard Cutler |
| 10/5 | L | 0-34 | @ CAR | Huard Delhomme |
| 10/19 | L | 10-34 | TEN | Croyle Collins |
| 10/26 | L | 24-28 | @ NYJ | Thigpen Favre |

| | | | | |
|---------|-------------|-------------|----------------|----------------|
| 11/2 L | 27-30* | TB | Thigpen | Garcia |
| 11/9 L | 19-20 | @ SD | Thigpen | Rivers |
| 11/16 L | 20-30 | NO | Thigpen | Brees |
| 11/23 L | 31-54 | BUF | Thigpen | Edwards |
| 11/30 W | 20-13 | @ OAK | Thigpen | Russell |
| 12/7 L | 17-24 | @ DEN | Thigpen | Cutler |
| 12/14 L | 21-22 | SD | Thigpen | Rivers |
| 12/21 L | 31-38 | MIA | Thigpen | Pennington |
| 12/28 L | 6-16 | @ CIN | Thigpen | Fitzpatrick |
| | Home | Road | Neutral | Overall |
| Croyle | 0-1 | 0-1 | 0-0 | 0-2 |
| Huard | 1-1 | 0-1 | 0-0 | 1-2 |
| Thigpen | 0-5 | 1-5 | 0-0 | 1-10 |

2009 (4-12)

| Date | Result | Opp. | Chiefs QB | Opp. QB |
|---------|-------------|-------------|----------------|----------------|
| 9/13 L | 24-38 | @ BAL | Croyle | Flacco |
| 9/20 L | 10-13 | OAK | Cassel | Russell |
| 9/27 L | 14-34 | @ PHI | Cassel | Kolb |
| 10/4 L | 16-27 | NYG | Cassel | Manning |
| 10/11 L | 20-26* | DAL | Cassel | Romo |
| 10/18 W | 14-6 | @ WAS | Cassel | Campbell |
| 10/25 L | 7-37 | SD | Cassel | Rivers |
| 11/8 L | 21-24 | @ JAX | Cassel | Garrard |
| 11/15 W | 16-10 | @ OAK | Cassel | Russell |
| 11/22 W | 27-24* | PIT | Cassel | Roethlisberger |
| 11/29 L | 14-43 | @ SD | Cassel | Rivers |
| 12/6 L | 13-44 | DEN | Cassel | Orton |
| 12/13 L | 10-16 | BUF | Cassel | Fitzpatrick |
| 12/20 L | 34-41 | CLE | Cassel | Quinn |
| 12/27 L | 10-17 | @ CIN | Cassel | Palmer |
| 1/3 W | 44-24 | @ DEN | Cassel | Orton |
| | Home | Road | Neutral | Overall |
| Cassel | 1-7 | 3-4 | 0-0 | 4-11 |
| Croyle | 0-0 | 0-1 | 0-0 | 0-1 |

2010 (10-6)

| Date | Result | Opp. | Chiefs QB | Opp. QB |
|---------|-----------------------------------|-------------|----------------|----------------|
| 9/13 W | 21-14 | SD | Cassel | Rivers |
| 9/19 W | 16-14 | @ CLE | Cassel | Wallace |
| 9/26 W | 31-10 | SF | Cassel | Smith |
| 10/10 L | 9-19 | @ IND | Cassel | Manning |
| 10/17 L | 31-35 | @ HOU | Cassel | Schaub |
| 10/24 W | 42-20 | JAX | Cassel | Garrard |
| 10/31 W | 13-10* | BUF | Cassel | Fitzpatrick |
| 11/7 L | 20-23* | @ OAK | Cassel | Campbell |
| 11/14 L | 29-49 | @ DEN | Cassel | Orton |
| 11/21 W | 31-13 | ARI | Cassel | Anderson |
| 11/28 W | 42-24 | @ SEA | Cassel | Hasselbeck |
| 12/5 W | 10-6 | DEN | Cassel | Orton |
| 12/12 L | 0-31 | @ SD | Croyle | Rivers |
| 12/19 W | 27-13 | @ STL | Cassel | Bradford |
| 12/26 W | 34-14 | TEN | Cassel | Collins |
| 1/2 L | 10-31 | OAK | Cassel | Campbell |
| | AFC Wild Card Playoff Game | | | |
| 1/9 L | 7-30 | BAL | Cassel | Flacco |
| | Home | Road | Neutral | Overall |
| Cassel | 7-1 (0-1) | 3-4 | 0-0 | 10-5 (0-1) |
| Croyle | 0-0 | 0-1 | 0-0 | 0-1 |

2011 (7-9)

| Date | Result | Opp. | Chiefs QB | Opp. QB |
|---------|--------|-------|-----------|----------------|
| 9/11 L | 7-41 | BUF | Cassel | Fitzpatrick |
| 9/18 L | 3-48 | @ DET | Cassel | Stafford |
| 9/25 L | 17-20 | @ SD | Cassel | Rivers |
| 10/2 W | 22-17 | MIN | Cassel | McNabb |
| 10/9 W | 28-24 | @ IND | Cassel | Painter |
| 10/23 W | 28-0 | @ OAK | Cassel | Boller |
| 10/31 W | 23-20* | SD | Cassel | Rivers |
| 11/6 L | 3-31 | MIA | Cassel | Moore |
| 11/13 L | 10-17 | DEN | Cassel | Tebow |
| 11/21 L | 3-34 | @ NE | Palko | Brady |
| 11/27 L | 9-13 | PIT | Palko | Roethlisberger |
| 12/4 W | 10-3 | @ CHI | Palko | Hanie |
| 12/11 L | 10-37 | @ NYJ | Palko | Sanchez |
| 12/18 W | 19-14 | GB | Orton | Rodgers |

| | | | | |
|---------|-------------|-------------|----------------|----------------|
| 12/24 L | 13-16* | OAK | Orton | Palmer |
| 1/1 W | 7-3 | @ DEN | Orton | Tebow |
| | Home | Road | Neutral | Overall |
| Cassel | 2-3 | 2-2 | 0-0 | 4-5 |
| Palko | 0-1 | 1-2 | 0-0 | 1-3 |
| Orton | 1-1 | 1-0 | 0-0 | 2-1 |

2012 (2-14)

| Date | Result | Opp. | Chiefs QB | Opp. QB |
|---------|-------------|-------------|----------------|----------------|
| 9/9 L | 24-40 | ATL | Cassel | Ryan |
| 9/16 L | 17-35 | @ BUF | Cassel | Fitzpatrick |
| 9/23 W | 27-24* | @ NO | Cassel | Brees |
| 9/30 L | 20-37 | SD | Cassel | Rivers |
| 10/7 L | 6-9 | BAL | Cassel | Flacco |
| 10/14 L | 10-38 | @ TB | Quinn | Freeman |
| 10/28 L | 16-26 | OAK | Quinn | Palmer |
| 11/1 L | 13-31 | @ SD | Cassel | Rivers |
| 11/12 L | 13-16* | @ PIT | Cassel | Roethlisberger |
| 11/18 L | 6-28 | CIN | Cassel | Dalton |
| 11/25 L | 9-17 | DEN | Quinn | Manning |
| 12/2 W | 27-21 | CAR | Quinn | Newton |
| 12/9 L | 7-30 | @ CLE | Quinn | Weeden |
| 12/16 L | 0-15 | @ OAK | Quinn | Palmer |
| 12/23 L | 13-20 | IND | Quinn | Luck |
| 12/30 L | 3-38 | @ DEN | Quinn | Manning |
| | Home | Road | Neutral | Overall |
| Cassel | 0-4 | 1-3 | 0-0 | 1-7 |
| Quinn | 1-3 | 0-4 | 0-0 | 1-7 |

2013 (11-5)

| Date | Result | Opp. | Chiefs QB | Opp. QB |
|---------|-----------------------------------|-------------|----------------|----------------|
| 9/8 W | 28-2 | @ JAX | Smith | Gabbert |
| 9/15 W | 17-16 | DAL | Smith | Romo |
| 9/19 W | 26-16 | @ PHI | Smith | Vick |
| 9/29 W | 31-7 | NYG | Smith | E. Manning |
| 10/6 W | 26-17 | @ TEN | Smith | Fitzpatrick |
| 10/13 W | 24-7 | OAK | Smith | Pryor |
| 10/20 W | 17-16 | HOU | Smith | Keenum |
| 10/27 W | 23-17 | CLE | Smith | Campbell |
| 11/3 W | 23-13 | @ BUF | Smith | Tuel |
| 11/17 L | 17-27 | @ DEN | Smith | P. Manning |
| 11/24 L | 38-41 | SD | Smith | Rivers |
| 12/1 L | 28-35 | DEN | Smith | P. Manning |
| 12/8 W | 45-10 | @ WAS | Smith | Griffin III |
| 12/15 W | 56-31 | @ OAK | Smith | McGloin |
| 12/22 L | 7-23 | IND | Smith | Luck |
| 12/29 L | 24-27* | @ SD | Daniel | Rivers |
| | AFC Wild Card Playoff Game | | | |
| 1/4 L | 44-45 | @ IND | Smith | Luck |
| | Home | Road | Neutral | Overall |
| Smith | 5-3 (0-1) | 6-1 | 0-0 | 11-4 (0-1) |
| Daniel | 0-0 | 0-1 | 0-0 | 0-1 |

2014 (9-7)

| Date | Result | Opp. | Chiefs QB | Opp. QB |
|---------|-------------|-------------|----------------|----------------|
| 9/7 L | 10-26 | TEN | Smith | Locker |
| 9/14 L | 17-24 | @ DEN | Smith | Manning |
| 9/21 W | 34-15 | @ MIA | Smith | Tannehill |
| 9/29 W | 41-14 | NE | Smith | Brady |
| 10/5 L | 17-22 | @ SF | Smith | Kaepernick |
| 10/19 W | 23-20 | @ SD | Smith | Rivers |
| 10/26 W | 34-7 | STL | Smith | Davis |
| 11/2 W | 24-10 | NYJ | Smith | Vick |
| 11/9 W | 17-13 | @ BUF | Smith | Orton |
| 11/16 W | 24-20 | SEA | Smith | Wilson |
| 11/20 L | 20-24 | @ OAK | Smith | Carr |
| 11/30 L | 16-29 | DEN | Smith | Manning |
| 12/7 L | 14-17 | @ ARI | Smith | Stanton |
| 12/14 W | 31-13 | OAK | Smith | Carr |
| 12/21 L | 12-20 | @ PIT | Smith | Roethlisberger |
| 12/28 W | 19-7 | SD | Daniel | Rivers |
| | Home | Road | Neutral | Overall |
| Smith | 5-2 | 3-5 | 0-0 | 8-7 |
| Daniel | 1-0 | 0-0 | 0-0 | 1-0 |

2015 (11-5)

| Date | Result | Opp. | Chiefs QB | Opp. QB |
|------------------------------------|--------|-------|-----------|---------|
| 9/13 | W | 27-20 | HOU | Smith |
| 9/17 | L | 24-31 | DEN | Smith |
| 9/28 | L | 28-38 | @ GB | Smith |
| 10/4 | L | 21-36 | @ CIN | Smith |
| 10/11 | L | 17-18 | CHI | Smith |
| 10/18 | L | 10-16 | @ MIN | Smith |
| 10/25 | W | 23-13 | PIT | Smith |
| 11/1 | W | 45-10 | DET | Smith |
| 11/15 | W | 29-13 | @ DEN | Smith |
| 11/22 | W | 33-3 | @ SD | Smith |
| 11/29 | W | 30-22 | BUF | Smith |
| 12/6 | W | 34-20 | @ OAK | Smith |
| 12/13 | W | 10-3 | SD | Smith |
| 12/20 | W | 34-14 | @ BAL | Smith |
| 12/27 | W | 17-13 | CLE | Smith |
| 1/3/16 | W | 23-17 | OAK | Smith |
| AFC Wild Card Playoff Game | | | | |
| 1/9 | W | 30-0 | @ HOU | Smith |
| AFC Divisional Playoff Game | | | | |
| 1/16 | L | 20-27 | @ NE | Smith |
| Home Road Neutral Overall | | | | |
| Smith | | 5-2 | 5-3 (1-1) | 1-0 |

2016 (12-4)

| Date | Result | Opp. | Chiefs QB | Opp. QB |
|------------------------------------|--------|--------|-----------|---------|
| 9/11 | W | 33-27* | SD | Smith |
| 9/18 | L | 12-19 | @ HOU | Smith |
| 9/25 | W | 24-3 | NYJ | Smith |
| 10/2 | L | 14-43 | @ PIT | Smith |
| 10/16 | W | 26-10 | @ OAK | Smith |
| 10/23 | W | 27-21 | NO | Smith |
| 10/30 | W | 30-14 | IND | Smith |
| 11/6 | W | 19-14 | JAX | Foles |
| 11/13 | W | 20-17 | @ CAR | Smith |
| 11/20 | L | 17-19 | TB | Smith |
| 11/27 | W | 30-27* | @ DEN | Smith |
| 12/4 | W | 29-28 | @ ATL | Smith |
| 12/8 | W | 21-13 | OAK | Smith |
| 12/18 | L | 17-19 | TEN | Smith |
| 12/25 | W | 33-10 | DEN | Smith |
| 1/1/17 | W | 37-27 | SD | Smith |
| AFC Divisional Playoff Game | | | | |
| 1/15/17 | L | 16-18 | PIT | Smith |
| Home Road Neutral Overall | | | | |
| Smith | | 5-2 | 6-2 | 0-0 |
| Foles | | 1-0 | 0-0 | 0-0 |

2017 (10-6)

| Date | Result | Opp. | Chiefs QB | Opp. QB |
|-----------------------------------|--------|-----------|-----------|---------|
| 9/7 | W | 42-27 | @ NE | Smith |
| 9/17 | W | 27-20 | PHI | Smith |
| 9/24 | W | 24-10 | @ LAC | Smith |
| 10/2 | W | 29-20 | WAS | Smith |
| 10/8 | W | 42-34 | @ HOU | Smith |
| 10/15 | L | 13-19 | PIT | Smith |
| 10/19 | L | 30-31 | @ OAK | Smith |
| 10/30 | W | 29-19 | DEN | Smith |
| 11/5 | L | 17-28 | @ DAL | Smith |
| 11/19 | L | 9-12* | @ NYG | Smith |
| 11/26 | L | 10-16 | BUF | Smith |
| 12/3 | L | 31-38 | @ NYJ | Smith |
| 12/10 | W | 26-15 | OAK | Smith |
| 12/16 | W | 30-13 | LAC | Smith |
| 12/24 | W | 29-13 | MIA | Smith |
| 12/31 | W | 27-34 | @ DEN | Mahomes |
| AFC Wild Card Playoff Game | | | | |
| 1/6/18 | L | 21-22 | TEN | Smith |
| Home Road Neutral Overall | | | | |
| Smith | | 6-2 (0-1) | 3-4 | 0-0 |
| Mahomes | | 0-0 | 1-0 | 0-0 |

2018 (12-4)

| Date | Result | Opp. | Chiefs QB | Opp. QB |
|------|--------|-------|-----------|---------|
| 9/9 | W | 38-28 | @ LAC | Mahomes |
| 9/16 | W | 42-37 | @ PIT | Mahomes |

| Date | Result | Opp. | Chiefs QB | Opp. QB |
|------------------------------------|--------|-----------|-----------|---------|
| 9/23 | W | 38-27 | SF | Mahomes |
| 10/1 | W | 27-23 | @ DEN | Mahomes |
| 10/7 | W | 30-14 | JAX | Mahomes |
| 10/14 | L | 40-43 | @ NE | Mahomes |
| 10/21 | W | 45-10 | CIN | Mahomes |
| 10/28 | W | 30-23 | DEN | Mahomes |
| 11/4 | W | 37-21 | @ CLE | Mahomes |
| 11/11 | W | 26-14 | ARI | Mahomes |
| 11/19 | L | 51-54 | @ LAR | Mahomes |
| 12/2 | W | 40-33 | @ OAK | Mahomes |
| 12/9 | W | 27-24* | BAL | Mahomes |
| 12/13 | L | 28-29 | LAC | Mahomes |
| 12/23 | L | 31-38 | @ SEA | Mahomes |
| 12/30 | W | 35-3 | OAK | Mahomes |
| AFC Divisional Playoff Game | | | | |
| 1/12 | W | 31-13 | IND | Mahomes |
| AFC Championship Game | | | | |
| 1/20 | L | 31-37* | NE | Mahomes |
| Home Road Neutral Overall | | | | |
| Mahomes | | 7-1 (1-1) | 5-3 | 0-0 |

2019 (12-4)

| Date | Result | Opp. | Chiefs QB | Opp. QB |
|------------------------------------|--------|-------|-----------|---------|
| 9/8 | W | 40-26 | @ JAX | Mahomes |
| 9/15 | W | 28-10 | @ OAK | Mahomes |
| 9/22 | W | 33-28 | BAL | Mahomes |
| 9/29 | W | 34-30 | @ DET | Mahomes |
| 10/6 | L | 13-19 | IND | Mahomes |
| 10/13 | L | 24-31 | HOU | Mahomes |
| 10/17 | W | 30-6 | @ DEN | Mahomes |
| 10/27 | L | 24-31 | GB | Moore |
| 11/3 | W | 26-23 | MIN | Moore |
| 11/10 | L | 32-35 | @ TEN | Mahomes |
| 11/18 | W | 24-17 | @ LAC | Mahomes |
| 12/1 | W | 40-9 | OAK | Mahomes |
| 12/8 | W | 23-16 | @ NE | Mahomes |
| 12/15 | W | 23-3 | DEN | Mahomes |
| 12/22 | W | 26-3 | @ CHI | Mahomes |
| 12/29 | W | 31-21 | LAC | Mahomes |
| AFC Divisional Playoff Game | | | | |
| 1/12 | W | 51-31 | HOU | Mahomes |
| AFC Championship Game | | | | |
| 1/19 | W | 35-24 | TEN | Mahomes |
| Super Bowl LIV | | | | |
| 2/2 | W | 31-20 | SF | Mahomes |
| Home Road Neutral Overall | | | | |
| Mahomes | | 4-2 | 6-1 | 1-0 |
| Moore | | 1-1 | 0-0 | 0-0 |

2020 (14-2)

| Date | Result | Opp. | Chiefs QB | Opp. QB |
|------------------------------------|--------|--------|-----------|---------|
| 9/10 | W | 34-20 | HOU | Mahomes |
| 9/20 | W | 23-20* | @ LAC | Mahomes |
| 9/28 | W | 34-20 | @ BAL | Mahomes |
| 10/5 | W | 26-10 | NE | Mahomes |
| 10/11 | L | 32-40 | LV | Mahomes |
| 10/19 | W | 26-17 | @ BUF | Mahomes |
| 10/25 | W | 43-16 | @ DEN | Mahomes |
| 11/1 | W | 35-9 | NYJ | Mahomes |
| 11/8 | W | 33-31 | CAR | Mahomes |
| 11/22 | W | 35-31 | @ LV | Mahomes |
| 11/29 | W | 27-24 | @ TB | Mahomes |
| 12/6 | W | 22-16 | DEN | Mahomes |
| 12/13 | W | 33-27 | @ MIA | Mahomes |
| 12/20 | W | 32-29 | @ NO | Mahomes |
| 12/27 | W | 17-14 | ATL | Mahomes |
| 1/3/21 | L | 21-38 | LAC | Henne |
| AFC Divisional Playoff Game | | | | |
| 1/17 | W | 22-17 | CLE | Mahomes |
| AFC Championship Game | | | | |
| 1/24 | W | 38-24 | BUF | Mahomes |
| Super Bowl LV | | | | |
| 2/7 | L | 31-9 | @ TB | Mahomes |
| Home Road Neutral Overall | | | | |
| Mahomes | | 6-1 | 8-0 | 0-0 |
| Henne | | 0-1 | 0-0 | 0-0 |

2021 (12-5)

| Date | Result | Opp. | Chiefs QB | Opp. QB | |
|------------------------------------|-----------|--------|-----------|------------|----------------|
| 9/12 | W | 33-29 | CLE | Mahomes | Mayfield |
| 9/19 | L | 35-36 | @ BAL | Mahomes | Jackson |
| 9/26 | L | 24-30 | LAC | Mahomes | Herbert |
| 10/3 | W | 42-30 | @ PHI | Mahomes | Hurts |
| 10/10 | L | 20-38 | BUF | Mahomes | Allen |
| 10/17 | W | 31-13 | @ WAS | Mahomes | Heinicke |
| 10/24 | L | 3-27 | @ TEN | Mahomes | Tannehill |
| 11/1 | W | 20-17 | NYG | Mahomes | Jones |
| 11/7 | W | 13-7 | GB | Mahomes | Love |
| 11/14 | W | 41-14 | @ LV | Mahomes | Carr |
| 11/21 | W | 19-9 | DAL | Mahomes | Prescott |
| 12/5 | W | 22-9 | DEN | Mahomes | Bridgewater |
| 12/12 | W | 48-9 | LV | Mahomes | Carr |
| 12/16 | W | 34-28* | @ LAC | Mahomes | Herbert |
| 12/26 | W | 36-10 | PIT | Mahomes | Roethlisberger |
| 1/2 | L | 31-34 | @ CIN | Mahomes | Burrow |
| 1/8 | W | 28-24 | @ DEN | Mahomes | Lock |
| AFC Wild Card Playoff Game | | | | | |
| 1/16 | W | 42-21 | PIT | Mahomes | Roethlisberger |
| AFC Divisional Playoff Game | | | | | |
| 1/23 | W | 42-36* | BUF | Mahomes | Allen |
| AFC Championship Game | | | | | |
| 1/30 | L | 24-27* | CIN | Mahomes | Burrow |
| Home Road Neutral Overall | | | | | |
| Mahomes | 7-2 (2-1) | 5-3 | 0-0 | 12-5 (2-1) | |

2022 (14-3)

| Date | Result | Opp. | Chiefs QB | Opp. QB | |
|------------------------------------|-----------|--------|-----------|------------|-----------|
| 9/11 | W | 44-21 | @ ARI | Mahomes | Murray |
| 9/15 | W | 27-24 | LAC | Mahomes | Herbert |
| 9/25 | L | 17-20 | @ IND | Mahomes | Ryan |
| 10/2 | W | 41-31 | @ TB | Mahomes | Brady |
| 10/10 | W | 30-29 | LV | Mahomes | Carr |
| 10/16 | L | 20-24 | BUF | Mahomes | Allen |
| 10/23 | W | 44-23 | @ SF | Mahomes | Garoppolo |
| 11/6 | W | 20-17* | TEN | Mahomes | Willis |
| 11/13 | W | 27-17 | JAX | Mahomes | Lawrence |
| 11/20 | W | 30-27 | @ LAC | Mahomes | Herbert |
| 11/27 | W | 26-10 | LAR | Mahomes | Perkins |
| 12/4 | L | 24-27 | @ CIN | Mahomes | Burrow |
| 12/11 | W | 34-28 | @ DEN | Mahomes | Wilson |
| 12/18 | W | 30-24* | @ HOU | Mahomes | Driskel |
| 12/24 | W | 24-10 | SEA | Mahomes | Smith |
| 1/1 | W | 27-24 | DEN | Mahomes | Wilson |
| 1/7 | W | 31-13 | @ LV | Mahomes | Stidham |
| AFC Divisional Playoff Game | | | | | |
| 1/21 | W | 27-20 | JAX | Mahomes | Lawrence |
| AFC Championship Game | | | | | |
| 1/29 | W | 23-20 | CIN | Mahomes | Burrow |
| Super Bowl LVII | | | | | |
| 2/12 | W | 38-35 | @PHI | Mahomes | Hurts |
| Home Road Neutral Overall | | | | | |
| Mahomes | 7-1 (2-0) | 7-2 | (1-0) | 14-3 (3-0) | |

KEY

Replacement Games
(Postseason Record)

* Overtime
** Double Overtime

ALL-TIME DRAFTS

Bold Indicates an Eventual Regular Starter

2023

| | | | | |
|---|----|----------------------|-----|-------------------|
| 1 | DE | Felix Anudike-Uzomah | 31 | Kansas State |
| 2 | WR | Rashee Rice | 55 | SMU |
| 3 | OL | Wanya Morris | 92 | Oklahoma |
| 4 | DB | Chamarri Conner | 119 | Virginia Tech |
| 5 | DE | BJ Thompson | 166 | Stephen F. Austin |
| 6 | DT | Keondre Coburn | 194 | Texas |
| 7 | CB | Nic Jones | 250 | Ball State |

Acquired the No. 55 pick (Rice) and the No. 194 pick (Coburn) from Detroit in exchange for picks No. 63 and No. 122 as well as the 249th overall pick. Acquired the No. 92 pick (Morris) from Cincinnati in exchange for pick No. 95 and No. 217. Sent the club's special compensatory third-round pick (100th overall) and original sixth-round (209th overall) to the N.Y. Giants in the 2022 trade for WR Kadarius Toney. Acquired the No. 119 pick (Conner) from Minnesota in exchange for pick No. 134 and the club's 2024 fifth-round pick. Obtained the 250th pick (Jones) as a compensatory selection.

2022

| | | | | |
|----|----|------------------|-----|--------------------|
| 1a | CB | Trent McDuffie | 21 | Washington |
| 1b | DE | George Karlaftis | 30 | Purdue |
| 2a | WR | Sky Moore | 54 | Western Michigan |
| 2b | S | Bryan Cook | 62 | Cincinnati |
| 3 | LB | Leo Chenal | 103 | Wisconsin |
| 4 | CB | Joshua Williams | 135 | Fayetteville State |
| 5 | OL | Darian Kinnard | 145 | Kentucky |
| 7a | CB | Jaylen Watson | 243 | Washington State |
| 7b | RB | Isiah Pacheco | 251 | Rutgers |
| 7c | DB | Nazeeh Johnson | 259 | Marshall |

Acquired the No. 21 pick (McDuffie) from New England in exchange for picks No. 29 and No. 121 (both acquired from Miami in the 2022 Tyreek Hill trade) as well as the 94th overall pick. Acquired the 54th pick (Moore) and the 158th pick from New England in exchange for pick No. 50. Was given the 103rd overall pick (Chenal) as a special compensatory selection. Acquired the No. 145 pick (Kinnard) from Seattle in exchange for picks No. 158 (from New England) and 233 (part of the 2021 CB Mike Hughes trade with Minnesota). Sent the club's original sixth-round pick (208th overall) to Pittsburgh in the 2021 trade for DE/LB Melvin Ingram. Acquired the 243rd overall pick (Watson) from New England as part of the 2021 Yasir Durant trade. Obtained the 259th pick (Johnson) as a compensatory selection.

2021

| | | | | |
|----|------------------------------------|----------------|-----|---------------|
| 1 | To Baltimore in first-round trade. | | | |
| 2a | LB | Nick Bolton | 58 | Missouri |
| 2b | OL | Creed Humphrey | 63 | Oklahoma |
| 4 | DE | Joshua Kaindoh | 144 | Florida State |
| 5a | TE | Noah Gray | 162 | Duke |
| 5b | WR | Cornell Powell | 181 | Clemson |
| 6 | OL | Trey Smith | 226 | Tennessee |

Acquired the No. 58 pick (Bolton) from Baltimore as part of the 2021 T Orlando Brown trade. Also sent its third-round (94th overall) and fourth-round (136th) picks as part of the trade. Was given its 144th overall pick (Kaindoh) as a compensatory selection. Traded first of two fifth-round picks and a sixth-round pick to the N.Y. Jets in exchange for the 162nd overall pick (Gray) and the 226th overall pick (Smith).

2020

| | | | | |
|---|----|-----------------------|-----|-------------------|
| 1 | RB | Clyde Edwards-Helaire | 32 | Louisiana State |
| 2 | LB | Willie Gay Jr. | 63 | Mississippi State |
| 3 | OL | Lucas Niang | 96 | TCU |
| 4 | CB | L'Jarius Sneed | 138 | Louisiana Tech |
| 5 | DE | Mike Danna | 177 | Michigan |
| 7 | CB | BoPete Keyes | 237 | Tulane |

Sent its original second-round pick (64th overall) to Seattle as part of the 2019 DE Frank Clark trade. Acquired the No. 63 pick (Gay) from San Francisco as part of the 2019 LB Dee Ford trade. Sent its original sixth-round pick to the New York Jets as part of the 2019 LB Darron Lee trade. Traded a sixth-round pick in the 2021 NFL Draft to the Tennessee Titans in exchange for the 237th overall pick (Keyes).

2019

| | | | | |
|----|----------------------------------|-----------------|-----|------------------|
| 1 | To Seattle in first-round trade. | | | |
| 2a | WR | Mecole Hardman | 56 | Georgia |
| 2b | DB | Juan Thornhill | 63 | Virginia |
| 3 | DL | Khalen Saunders | 84 | Western Illinois |
| 6a | CB | Rashad Fenton | 201 | South Carolina |
| 6b | RB | Darwin Thompson | 214 | Utah St. |
| 7 | OL | Nick Allegretti | 216 | Illinois |

Sent its first-round pick (29th overall), a 2020 second-round pick and swapped 2019 third-round picks with Seattle in exchange for DE Frank Clark. Traded its first of two second-round picks (No. 61) and a fifth-round pick (No. 167) to the Los Angeles Rams for the No. 56 pick (Hardman). Acquired the No. 84 pick (Saunders) from Seattle in the Clark trade. In 2016, sent WR Rod Streater to San Francisco and swapped seventh-round picks for the No. 216 pick (Allegretti).

2018

| | | | | |
|----|-------------------------------------------|-----------------|-----|------------------|
| 1 | To Buffalo in 2017 Patrick Mahomes trade. | | | |
| 2 | LB | Breeland Speaks | 46 | Mississippi |
| 3a | DT | Derrick Nnadi | 75 | Florida State |
| 3b | LB | Dorian O'Daniel | 100 | Clemson |
| 4 | S | Armani Watts | 124 | Texas A&M |
| 6a | CB | Tremon Smith | 196 | Central Arkansas |
| 6b | OL | Kahlil McKenzie | 198 | Tennessee |

Traded the No. 54 pick and a third-round pick (No. 78, obtained from Washington) to Bengals for the No. 46 pick (Speaks) and a third-round pick, 100th overall (O'Daniel). Traded the No. 86 pick and 122nd pick to Ravens for the No. 75 pick, obtained from Raiders (Nnadi). Traded a seventh-round pick (No. 233, obtained from Cardinals) and a seventh-round pick (No. 243, obtained from Titans) to Patriots for the No. 198 pick, obtained from Rams (McKenzie).

2017

| | | | | |
|---|----|-------------------|-----|------------------|
| 1 | QB | Parick Mahomes II | 10 | Texas Tech |
| 2 | DL | Tanoh Kpassagnon | 59 | Villanova |
| 3 | RB | Kareem Hunt | 86 | Toledo |
| 4 | WR | Jehu Chesson | 139 | Michigan |
| 5 | LB | Ukeme Eligwe | 183 | Georgia Southern |
| 6 | DB | Leon McQuay III | 218 | USC |

Traded its first-round pick (27th overall), a third-round pick (91st overall) and a 2018 first-round pick to Buffalo in exchange for a first-round pick (Mahomes). Traded its third-round compensatory selection (104th overall), its fourth-round pick (86th overall) and its final pick in the seventh-round (245th overall) for a third-round pick (Hunt). Obtained the 183rd pick (Eligwe) from New England in TE James O'Shaughnessy trade. Traded two fifth-round picks (170 and 180 overall) for a fourth-round pick (Chesson).

2016

| | | | | |
|----|----------------------------------------|-------------------|-----|-------------------|
| 1 | To San Francisco in first-round trade. | | | |
| 2 | DL | Chris Jones | 37 | Mississippi State |
| 3 | CB | KeiVarae Russell | 74 | Notre Dame |
| 4a | OL | Parker Ehinger | 105 | Cincinnati |
| 4b | DB | Eric Murray | 106 | Minnesota |
| 4c | WR | Demarcus Robinson | 126 | Florida |
| 5a | QB | Kevin Hogan | 162 | Stanford |
| 5b | RB | Tyreek Hill | 165 | West Alabama |
| 6a | DB | D.J. White | 178 | Georgia Tech |
| 6b | LB | Dadi Nicolas | 203 | Virginia Tech |

Sent its first-round pick (28th overall) to San Francisco in exchange for a second-round pick (Jones), fourth-round pick (Ehinger) and a sixth-round pick (White). Also sent its sixth-round pick (249th overall) as part of the trade. Obtained a third-round pick (Russell) and fourth-round pick (Murray) from Tampa Bay in exchange for a second-round pick (59th overall).

ALL-TIME PRACTICE SQUAD

1989

| | | |
|------------------------|-----------|-------------------------------|
| Avery, Steve | RB | Northern Michigan |
| Chandler, Darren | WR | Georgia Southern |
| Chapman, Ted | DT | Maryland |
| Harris, Michael | C/G | Grambling |
| Harvey, Stacy | LB | Arizona State |
| Knapton, Jeff | DE | Wyoming |
| Jones, Bill | RB | S.W. Texas State |
| Mayes, Michael | CB | Louisiana State |
| McNair, Todd | RB | Temple |
| Molander, Scooter | QB | Colorado State |
| Oliver, Robert | WR | Western Michigan |
| Samuel, Peda | CB | Kansas |
| VanDruuten, Richard | T | Abilene Christian |
| Ware, Reggie | RB | Auburn |
| Whitaker, Danta | TE | Mississippi Valley St. |

1990

| | | |
|----------------------|-----------|-------------------------|
| Birden, J.J. | WR | Oregon |
| Davis, Willie | WR | Central Arkansas |
| Sims, Tom | DT | Pittsburgh |
| Simien, Tracy | LB | TCU |

1991

| | | |
|------------------------|-----------|---------------------------|
| Davis, Willie | WR | Central Arkansas |
| Hudson, Craig | TE | Wisconsin |
| Malone, Darrell | CB | Jacksonville State |
| Miller, Scott | DE | Rutgers |
| Morris, Robert | DE | Valdosta State |
| Olive, Bobby | WR | Ohio State |
| Parker, Anthony | CB | Arizona State |
| Perez, Mike | QB | San Jose State |
| Snyder, Brent | QB | Utah State |
| Weatherspoon, Stephon | LB | Texas Tech |

1992

| | | |
|--------------------------|-----------|---------------------|
| Dohring, Tom | T | Michigan |
| Earle, John | C/G | Western Illinois |
| Goetz, Ron | LB | Minnesota |
| Jackson, Byron | WR | San Jose State |
| Lewis, Tahaun | CB | Nebraska |
| Malone, Darrell | CB | Jacksonville State |
| Marrow, Vince | TE | Toledo |
| McDaniels, Pellom | DE | Oregon State |
| Smith, Michael | WR | Kansas State |
| Stephens, Santo | LB | Temple |

1993

| | | |
|-----------------------|-----------|-------------------|
| Bartrum, Mike | TE | Marshall |
| DeGraffenreid, Allen | WR | Ohio State |
| Gay, Matt | WR/S | Kansas |
| Hughes, Danan | WR | Iowa |
| Jones, Jeff | WR | California |
| Knapp, Lindsay | T | Notre Dame |
| Lewis, Lance | RB | Nebraska |
| McWright, Robert | CB | Texas Christian |
| Montgomery, Fred | WR | New Mexico State |
| Ridgley, Troy | DT | Notre Dame |
| Shufelt, Pete | LB | Texas-El Paso |
| Turner, Darius | RB | Washington |
| Watson, Tim | S | Howard |

1994

| | | |
|----------------------|-----------|-----------------------------|
| Anderson, Dunstan | DE | Tulsa |
| Carter, Perry | CB | Southern Mississippi |
| Daigle, Anthony | RB | Fresno State |
| DeGraffenreid, Allen | WR | Ohio State |
| Gay, Matt | WR/S | Kansas |
| Martin, Emerson | G | Hampton |
| Reece, John | CB | Nebraska |

| | | |
|----------------------|----|------------------|
| Woolfork, Ronnie | LB | Colorado |
| Wright-Fair, Shaumbe | RB | Washington State |

1995

| | | |
|----------------------|------------|-----------------------------|
| Abrams, Anthony | DT | Clark (Ga.) |
| Barndt, Tom | C/G | Pittsburgh |
| Carter, Perry | CB | Southern Mississippi |
| Davis, Don | LB | Kansas |
| Florine, Ron | T | Central Missouri State |
| Lewis, Scotty | DE | Baylor |
| Parks, Odell | LB | Navarro J.C. |
| Tagoai, Mu | G | Arizona |
| Tate, Willy | TE | Oregon |
| Williams, Robert | TE | Valdosta State |

1996

| | | |
|---------------------|--------------|-----------------------|
| Barnard, David | DT | Florida |
| Brew, Dorian | CB | Kansas |
| Coleman, Herb | DE/DT | Trinity International |
| Davis, Terence | WR | McNeese State |
| Dritlein, Michael | WR | Washburn |
| Hicks, Kerry | DE/DT | Colorado |
| Khayat, Bill | TE | Duke |
| Morris, Luther | TE | Northwestern |
| Robinson, Adrian | CB | Baylor |
| Senters, Michael | CB/WR | Northwestern |
| Smith, Eric | WR | LSU |
| Stamps, Harry | T/G | Oklahoma |
| Watkins, Michael | WR | N.E. Louisiana |

1997

| | | |
|----------------------|----------|----------------------|
| Byrd, Isaac | WR | Kansas |
| Capers, Byron | CB | Florida State |
| Cotton, Kotto | WR | Arkansas |
| Haynes, Jesse | RB | N.W. Missouri State |
| Rodgers, Anthony | WR | Cal-State Northridge |
| Smith, Mark | LB | Arkansas |
| Swanson, Pete | T | Stanford |
| Washington, Vann | S | West Virginia |

1998

| | | |
|-------------------------|-----------|----------------------------|
| Ashman, Duane | DE | Virginia |
| Fontenot, Chris | TE | McNeese State |
| Haynes, Jesse | RB | N.W. Missouri State |
| Jones, Reggie | WR | LSU |
| Kaiser, Jason | CB | Culver-Stockton |
| Kubik, Brad | G | S.W. Missouri State |
| Pollack, Fred | G | Nebraska |
| Rosenstiel, Bob | TE | Eastern Illinois |
| Willard, Jerrott | LB | California |
| Williams, K.D. | LB | Henderson State |

1999

| | | |
|----------------------|-----------|------------------------|
| Bailey, Troy | DE | Oregon |
| Garrett, Grant | C | Arkansas |
| Jackson, Ray | CB | Washington State |
| Kaiser, Jason | S | Culver-Stockton |
| King, Eric | G | Richmond |
| Kirby, Charles | FB | Virginia |
| McWashington, Shawn | WR | Washington State |
| Shay, Brian | RB | Emporia State |
| White, Ted | QB | Howard |
| Williams, Lemanzer | DE | Minnesota |

2000

| | | |
|--------------------|----|---------------|
| Blick, John | T | Penn State |
| Bruce, Arland | WR | Minnesota |
| Gall, Chris | FB | Indiana |
| Gholston, Kendrick | DE | Louisville |
| Hall, Ricky | WR | Virginia Tech |



| | | |
|-------------------------|----|----------------------|
| Jones, Willie | T | Grambling |
| Kitchings, Desmond | WR | Furman |
| McCleary, Norris | DT | East Carolina |
| McCullough, Andy | WR | Tennessee |
| McMullen, Kirk | TE | Pittsburgh |
| Rawlings, Josh | T | Minnesota |
| Scarlett, Noel | DT | Langston |
| Tisdale, Casey | LB | New Mexico |

| | |
|--------------------------|----|
| Hannon, Chris | WR |
| Hanoian, Greg | FB |
| Ingram, Johnathan | CB |
| Johnson, Adam | TE |
| Kershaw, William | LB |
| Lougheed, Pete | T |
| Mitchell, Clint | DE |
| Morgan, Donovan | WR |
| Murphy, Montez | DE |
| Norton, Zach | CB |
| Phinisee, Justin | CB |
| Printers, Casey | QB |
| Williams, Stephen | DT |
| Willis, Keith | TE |

| |
|--------------------------|
| Tennessee |
| Syracuse |
| San Diego State |
| Buffalo |
| Maryland |
| Purdue |
| Florida |
| Louisiana - Lafayette |
| Baylor |
| Cincinnati |
| Oregon |
| Florida A&M |
| NW Missouri State |
| Virginia Tech |

2001

| | | |
|------------------------|----|--------------------|
| Allotey, Victor | G | Indiana |
| Baber, Billy | TE | Virginia |
| Cason, Aveion | RB | Illinois State |
| Harts, Shaunard | S | Boise State |
| Hawkins, Ahmad | CB | Virginia |
| Klemic, Dave | WR | Northeastern |
| Layne, George | FB | Texas Christian |
| Moses, J.J. | WR | Iowa State |

2007

| | | |
|-------------------------|----|-------------------------|
| Adkisson, Jason | TE | South Carolina |
| Akah, Emmanuel | G | Winston-Salem State |
| Alcorn, Zac | TE | Black Hills (SD) |
| Allan, Michael | TE | Whitworth (WA) |
| Battle, Jackie | RB | Houston |
| Buchanan, William | WR | Southern California |
| Capizzi, Jason | T | Indiana (PA) |
| Greene, David | QB | Georgia |
| Harriott, Claude | DE | Pittsburgh |
| Harris, Erick | S | Liberty |
| Harris, Gilbert | RB | Arizona |
| Jackson, T.J. | DT | Auburn |
| Little, Brent | WR | Southern Illinois |
| Lobdell, Joe | T | Northern Iowa |
| McMahan, Kevin | WR | Maine |
| Minter, DeMario | CB | Georgia |
| Otis, Jeff | QB | Columbia |
| Pimentel, Mickey | LB | California |
| Pruneda, Ramiro | T | Monterrey Tech |
| Sippio, Bobby | WR | Western Kentucky |
| Smith, Khreem | DE | Oklahoma State |
| Smith, Rob | G | Tennessee |
| Stallings, Tre | G | Mississippi |
| Timmons, Tyrone | WR | Mississippi Valley St. |
| Trannon, Matt | WR | Michigan State |

2002

| | | |
|-----------------------|----|-----------------------|
| Bingham, T.J. | DE | Ouachita Baptist |
| Blakley, Dwayne | TE | Missouri |
| Capel, John | WR | Florida |
| Finley, Clint | S | Nebraska |
| Julien, Jamar | RB | San Jose State |
| Landry, Michael | DE | Southern |
| Newsom, Tony | LB | Utah State |
| Rogers, Kirk | WR | Hardin-Simmons |
| Truluck, R-Kal | DE | SUNY Cortland |
| White, Mitch | T | Oregon State |

2003

| | | |
|------------------------|----|-----------------------|
| Alford, Darnell | T | Boston College |
| Finley, Clint | S | Nebraska |
| Ford, Willie | CB | Syracuse |
| Hall, Joe | FB | Kansas State |
| Horn, Chris | WR | Rocky Mountain |
| Landry, Michael | DE | Southern |
| Pile, Willie | S | Virginia Tech |
| Reese, Allen | DT | Kansas State |
| Ward, LaShaun | WR | California |

2004

| | | |
|--------------------------|-----|---------------------------|
| Booth, John | WR | Mid-America Nazarene |
| Cheek, Steve | P | Humboldt State |
| Connot, Scott | S | South Dakota State |
| Cruz, Ronnie | RB | Northern State |
| Golliday, Aaron | TE | Nebraska |
| Horn, Chris | WR | Rocky Mountain |
| Ingram, Johnathan | C | San Diego State |
| Johnson, Aaron | C/G | Ball State |
| McIntyre, Jeris | WR | Auburn |
| Miller, Matt | G | Louisiana College |
| Scanlon, Rich | LB | Syracuse |
| Sharpe, Montique | DT | Wake Forest |
| Smith, McKenzie | RB | Washington State |
| Smith, Richard | WR | Arkansas |
| Stuber, Tim | G | Colorado State |

2005

| | | |
|--------------------------|----|---------------------------|
| Connot, Scott | S | South Dakota State |
| Gado, Samkon | RB | Liberty |
| Golliday, Aaron | TE | Nebraska |
| Heyer, Peter | G | No College |
| Hodge, Alphonso | CB | Miami (Ohio) |
| Ingram, Johnathan | C | San Diego State |
| Long, Khari | DE | Baylor |
| McIntyre, Jeris | WR | Auburn |
| Smith, McKenzi | RB | Washington State |
| Thorpe, Craphonso | WR | Florida State |
| Ville, Zach | DE | Missouri |

2006

| | | |
|-----------------------|----|-----------------------------------|
| Bragg, Michael | CB | Texas A&M - Kingsville |
|-----------------------|----|-----------------------------------|

2008

| | | |
|----------------------------|----|----------------------------|
| Bain, Travarous | CB | Hampton |
| Battle, Jackie | RB | Houston |
| Burton, Antwon | DT | Temple |
| Cuff, Omar | RB | Delaware |
| Dacus, Weston | LB | Arkansas |
| Davis, A.J. | CB | North Carolina State |
| Davis, Dowayne | S | Syracuse |
| De La Puente, Brian | G | California |
| Durde, Aden | LB | None |
| Grant, Michael | CB | Arkansas |
| Hagans, Marques | WR | Virginia |
| Harrison, Edwin | G | Colorado |
| Hughes, Nate | WR | Alcorn State |
| Jackson, T.J. | DT | Auburn |
| Lokey, Derek | DT | Texas |
| Martin, Ingle | QB | Furman |
| Mayle, Scott | WR | Ohio |
| McGhee, Jermaine | DE | Prairie View A&M |
| McMahan, Kevin | WR | Maine |
| Oakley, Anthony | G | Western Kentucky |
| Parker, Jason | DE | Arizona |
| Price, Maurice | WR | Charleston Southern |
| Rucker, Micah | WR | Eastern Illinois |
| Savage, Dantrell | RB | Oklahoma State |
| Shotwell, Kyle | LB | Cal-Poly |
| Washington, Tavares | G | Florida |

2009

| | | |
|-----------------------|-------|--------------------|
| Bates, Jackie | CB | Hampton |
| Crabtree, Tom | TE | Miami (OH) |
| Favorite, Marlon | DT | Louisiana State |
| Gales, Dion | DE/DT | Troy State |
| Greenwood, Bobby | DE/T | Alabama |
| Harris, Darryl | G | Mississippi |

Lawrence, Quinten
Loke, Derek
Long, Lance
Moore, Kestahn
Patrick, Chris
Payne, Logan
Porter, Jermail
Price, Ricky
Richardson, Barry
Williams, Chandler
Williams, Javarris
Wright, Rodney

WR
DT
WR
RB
T
WR
T
S
T
WR
RB
WR

McNeese State
Texas
Mississippi State
Florida
Nebraska
Minnesota
Kent State
Oklahoma State
Clemson
Florida International
Tennessee State
Fresno State

McDougald, Bradley
Miller, Jordan
Opurum, Toben
Reynolds, Matt
Ross, Rashad
Watkins, Rokevious
Williams, Fred
Wilson, Ridge

S
DT
RB
T
WR
OL
WR
LB/DE

Kansas
Southern University
Kansas
BYU
Arizona State
South Carolina
St. Cloud State
West Alabama

2010

Bakhtiari, Eric
Cole, Justin
Gales, Dion
Greenwood, Bobby
Harris, Darryl
Horne, Jeremy
Johnson, Micah
Lawrence, Quinten
Palko, Tyler
Price, Ricky
Slate, Cody
Tucker, Verran
Walters, Pierre

LB
LB
DE
DE/T
G
WR
LB
WR
QB
S
TE
WR
LB

Univ. of San Diego
San Jose State
Troy State
Alabama
Mississippi
Massachusetts
Kentucky
McNeese State
Pittsburgh
Oklahoma State
Marshall
California
Eastern Illinois

Barden, Brandon
Binns, Armon
Campbell, Jordan
Davis, Ja'Gared
Dickson, JoJo
Drakeford, Darin
Fangupo, Hebron
Feigt, Curtis
Franklin, Jerry
Gottschalk, Ben
Henry, Ricky
Hughlett, Charley
Johnson, Nico
Jones, Justin
Lemon, Ori
Louks, Corbin
Olatoye, Deji
Pughsley, Jarrod
Schiltz, Adam
Schwenke, Kona
Sorensen, Daniel
Steeple, Robert
Surgent, Darryl
West, Charcandrick
Williams, Fred
Worthy, Jerel

TE
WR
FB
LB
LB
LB
DT
T
LB
C
G
LS
LB
TE
LB
WR
DB
G
TE
DE
S
CB
WR
RB
WR
DT

Vanderbilt
Cincinnati
Southern California
Southern Methodist
Idaho
Maryland
Brigham Young
West Virginia
Arkansas
Southern Methodist
Nebraska
Central Florida
Alabama
East Carolina
Oklahoma State
Nevada
North Carolina A&T
Akron
Emporia State
Notre Dame
Brigham Young
Memphis
Louisiana-Lafayette
Abilene Christian
St. Cloud State
Michigan State

2011

Bannon, Shane
Bruggeman, Rob
Campbell, Caleb
Cole, Justin
Draughn, Shaun
Harris, Darryl
Horne, Jeremy
Lawrence, Quinten
Lewis, Butch
Markshausen, Zeke
Mims, David
Nelson, Kyle
Newsome, Jamar
Patterson, Lucas
Toribio, Anthony

FB
OL
LB
LB
RB
G
WR
DB
OL
WR
OL
TE
WR
OL
DT

Yale
Iowa
Army
San Jose State
North Carolina
Mississippi
Massachusetts
McNeese State
Southern California
Northwestern
Virginia Union
New Mexico State
Central Florida
Texas A&M
Carson-Newman

Adams, Tyrell
Brown, Da'Ron
Cook, Kenny
DiManche, Jayson
Fangupo, Hebron
Fragel, Reid
Gibson, Laurence
Hammond Jr., Frankie
Harris, Jeremy
Irving, David
Keyes, Josh
Lemon, Ori
Liedtke, Michael
Munyer, Daniel
Pughsley, Jarrod
Reaves, Darrin
Staten, Jimmy
Travis, Ross
Ware, Spencer
Williams, Fred

LB
WR
WR
LB
DT
OL
T
WR
CB
DE
LB
LB
OL
OL
RB
DL
TE
RB
WR

West Georgia
Northern Illinois
Gardner-Webb
Southern Illinois
Brigham Young
Ohio State
Virginia Tech
Florida
New Mexico State
Iowa State
Boston College
Oklahoma State
Illinois State
Colorado
Akron
Alabama-Birmingham
Middle Tennessee State
Penn State
Louisiana State
St. Cloud State

2012

Bellamy, Josh
Cosby, DeMarco
DiMarco, Patrick
Gumbs, Jose
Hemingway, Junior
Long, Jerome
Mims, David
Newsome, Jamar
Patterson, Lucas
Sturdivant, Quan
Ranglin, Rich
Szymanski, Matt
Thorpe, Neiko
Waldron, Dustin

WR
TE
FB
S
WR
DL
DL
WR
OL
LB
OL
K
DB
OL

Louisville
Central Missouri
South Carolina
Monmouth
Michigan
San Diego State
Virginia Union
Central Florida
Texas A&M
North Carolina
Central Connecticut St.
SMU
Auburn
Portland State

Adams, Tyrell
Barnes, Deion
Barnes, T.J.
Brooks, Zac
Cheek, Joseph
Devey, Jordan
Hall, Jimmy
Hammond Jr., Frankie
Johnson, Cory
Jones, Seantavius
King, David
Mitchell, Terrance
Munyer, Daniel
Nunez-Roches, Rakeem
Okine, Earl
Patmon, Tyler
Pughsley, Jarrod

LB
LB
DL
RB
OL
G
S
WR
DT
WR
DL
CB
OL
DL
LB
CB
OL

West Georgia
Penn State
Georgia Tech
Clemson
Texas A&M
Memphis
Northwestern
Florida
Kentucky
Valdosta State
Oklahoma
Oregon
Colorado
Southern Miss.
Florida
Oklahoma State
Akron

2013

Boyd, Jheranie
Bronson, Malcolm
Burden, Chandler
Byrne, Jake
Draheim, Tommie
Drakeford, Darin
Hammond Jr., Frankie
Harris, Demetrius
Jackson, Jerrell
Johnson, Rishaw
Jones, Dominique
Kearney, Vernon
Kettani, Eric
Martin, Josh

WR
S
G
TE
OL
LB
WR
TE
WR
G
TE
CB
FB
LB/DE

North Carolina
McNeese State
Kentucky
Wisconsin
San Diego State
Maryland
Florida
UW-Milwaukee
Missouri
California (Pa.)
Shepherd
Lane
Navy
Columbia (N.Y.)

| | | |
|------------------------|-----------|----------------|
| Randolph, Shak | DB | SMU |
| Reaves, Darrin | RB | UAB |
| Richardson, Bobby | DE | Indiana |
| Smith, Terrance | LB | FSU |
| Stave, Joel | QB | Clemson |
| Sterup, Zach | OL | Nebraska |
| Vereen, Brock | DB | Minnesota |
| Wilson, Julian | DB | Oklahoma |
| Wilson, Ramik | LB | Georgia |

| | | |
|----------------|----|--------|
| Thompson, Cody | WR | Toledo |
|----------------|----|--------|

2017

| | | |
|-----------------------|-----------|-------------------------|
| Atkinson, George | RB | Notre Dame |
| Becton, Nick | T | Virginia Tech |
| Charles, Orson | TE | Georgia |
| Cheek, Joseph | T | Texas A&M |
| Dieter, Gehrig | WR | Alabama |
| Etta-Tawo, Amba | WR | Syracuse |
| Firkser, Anthony | TE | Harvard |
| Gordon, Dillon | T | LSU |
| Hatley, Rickey | DL | Missouri |
| Holmes, Tyrone | LB | Montana |
| Hunt, Akeem | RB | Purdue |
| Johnson, Kaleb | T | Rutgers |
| Kemp, Marcus | WR | Hawaii |
| Lucien, Devin | WR | Arizona State |
| Mama, Damien | OL | USC |
| McQuay, Leon | S | USC |
| Neal, Sterling | TE | Monmouth |
| Nixon, Taurean | DB | Tulane |
| Purcell, Mike | DL | Wyoming |
| Reaser, Keith | CB | Florida Atlantic |
| Redding, Devine | RB | Indiana |
| Redmond, Will | CB | Mississippi State |
| Ross, Daniel | DL | N.E. Mississippi CC |
| Rush, Marcus | LB | Michigan State |
| Williams, Isaiah | OL | Akron |
| Wylie, Andrew | T | Eastern Michigan |

2018

| | | |
|-----------------------|-----------|-------------------------|
| Cooper, Chris | DB | Stony Brook |
| Crockett, Josh | WR | Central Oklahoma |
| Davison, Raymond | LB | California |
| Dieter, Gehrig | WR | Alabama |
| Hawkins, Josh | DB | East Carolina |
| Hunter, Ryan | T | Bowling Green |
| Ivie, Joey | DT | Florida |
| Liner, Dee | DT | Alabama |
| Litton, Chase | QB | Marshall |
| McCray, Robert | LB | Indiana |
| McQuay, Leon | S | USC |
| Murphy, Pace | T | Northwestern State |
| Murray, Jimmy | C | Holy Cross |
| Richardson, Horace | DB | SMU |
| Springs, Arion | DB | Oregon |
| Wade, D'Montre | DB | Murray State |
| Wells, David | TE | San Diego State |
| Yelder, Deon | TE | Western Kentucky |

2019

| | | |
|-----------------------|-----------|-----------------------------|
| Brown, Alex | CB | South Carolina State |
| Dieter, Gehrig | WR | Alabama |
| Fortson, Jody | WR | Valdosta State |
| Fox, Jack | P | Rice |
| Hoyett, Braxton | DT | Mississippi State |
| Hunter, Ryan | G | Bowling Green |
| Ivie, Joey | DT | Florida |
| Keizer, Nick | TE | Grand Valley State |
| Lammons, Chris | CB | South Carolina |
| Lawrence, Devaroe | DT | Auburn |
| Mack, Alize | TE | Notre Dame |
| Malveaux, Cameron | DE | Houston |
| Marshall, Marcus | RB | James Madison |
| McGuire, Elijah | RB | Louisiana-Lafayette |
| McTyer, Torry | CB | UNLV |
| Murray, Jimmy | C | Holy Cross |
| Shurmur, Kyle | QB | Vanderbilt |
| Smith, Emmanuel | LB | Vanderbilt |

2020

| | | |
|----------------------------|-----------|---------------------------|
| Baker, DeAndre | CB | Georgia |
| Clark, Tyler | DT | Georgia |
| Clemons, Rodney | DB | SMU |
| Cobb, Omari | LB | Marshall |
| Dieter, Gehrig | WR | Alabama |
| Ffrench, Maurice | WR | Pittsburgh |
| Fortson, Jody | WR | Valdosta State |
| Harris, Demone | DE | Buffalo |
| Hill, Lavert | WR | Michigan |
| Hoyett, Braxton | DT | Mississippi State |
| Isidora, Danny | G | Miami |
| Lammons, Chris | CB | South Carolina |
| Lipscomb, Kalija | WR | Vanderbilt |
| McGuire, Elijah | RB | Louisiana-Lafayette |
| Moore, Matt | QB | Oregon State |
| Onameh, Patrick | G | Michigan |
| Smith, Emmanuel | LB | Vanderbilt |
| Ta'amu, Jordan | QB | Mississippi |
| Ward, Tim | DE | Old Dominion |
| Washington, DeAndré | RB | Texas Tech |
| Williams, Chad | WR | Grambling State |
| Williams, Darryl | OL | Mississippi State |
| Wisniewski, Stefan | G | Penn State |
| Witzmann, Bryan | G | South Dakota State |

2021

| | | |
|-----------------------------|-----------|-------------------------------|
| Adams, Paul | T | Missouri |
| Anderson, Zayne | DB | BYU |
| Billings, Andrew | DT | Baylor |
| Boote, Dicaprio | DB | Nebraska |
| Broughton, Cortez | DT | Cincinnati |
| Brown, Shakur | DB | Michigan State |
| Buechele, Shane | QB | SMU |
| Bushman, Matt | TE | BYU |
| Calhoun, Shilique | LB | Michigan State |
| Charlton, Joseph | P | South Carolina |
| Clark, Tyler | DT | Georgia |
| Cobb, Omari | LB | Marshall |
| Dieter, Gehrig | WR | Alabama |
| Edwards, Austin | DE | Ferris State |
| Ffrench, Maurice | WR | Pittsburgh |
| Fountain, Daurice | WR | Northern Iowa |
| Fry, Elliott | K | South Carolina |
| Gordon, Josh | WR | Baylor |
| Gore, Derrick | RB | Louisiana-Monroe |
| Griffin-Stewart, Nakia | TE | Pittsburgh |
| Harris, Darius | LB | Middle Tennessee State |
| Harris, Demone | DE | Buffalo |
| Jackson, Joe | DE | Miami |
| Jackson, Josh | DB | Iowa |
| Johnson, Roderick | T | Florida State |
| Key, Devon | DB | Western Kentucky |
| McGuire, Elijah | RB | Louisiana-Lafayette |
| Powell, Cornell | WR | Clemson |
| Rozeboom, Christian | LB | South Dakota State |
| Schoen, Dalton | WR | Kansas State |
| Sullivan, Elijah | LB | Kansas State |
| Thompson, Darwin | RB | Utah State |
| Townsend, Johnny | P | Florida |
| Vital, Mark | TE | Baylor |
| Wanogho, Prince Tega | T | Auburn |
| Williams, Darryl | OL | Mississippi |

2022

| | | |
|---------------------------|-----------|-----------------------|
| Amadi, Ugo | S | Oregon |
| Ammendola, Matt | K | Oklahoma State |
| Anderson, Zayne | DB | BYU |
| Blanton, Kendall | TE | Mizzou |
| Boote, Dicaprio | DB | Nebraska |
| Broughton, Cortez | DT | Cincinnati |
| Bushman, Matt | TE | BYU |
| Caliendo, Mike | G | Western Michigan |
| Christiansen, Cole | LB | Army |
| Cochrane, Jack | LB | South Dakota |



| | | |
|------------------------------|-----------|--------------------------------|
| Coleman, Corey | WR | Baylor |
| Conley, Chris | WR | Georgia |
| Ealy, Jerrion | WR/RB | Mississippi |
| Edwards, Bryan | WR | South Carolina |
| Fountain, Daurice | WR | Northern Iowa |
| Franks, Jordan | TE | UCF |
| Gallman, Wayne | RB | Clemson |
| Gordon, Melvin | RB | Wisconsin |
| Hilliard, Justin | LB | Ohio State |
| Hoskins, Phil | DT | Kentucky |
| Johnson, Nazeeh | S | Marshall |
| Kamara, Azur | DE | Kansas |
| Kemp, Marcus | WR | Hawaii |
| Lee, Elijah | LB | Kansas State |
| Newsome, Dazz | WR | North Carolina |
| Oladokun, Chris | QB | South Dakota State |
| Perine, La'Mical | RB | Florida |
| Powell, Cornell | WR | Clemson |
| Reiter, Austin | C | South Florida |
| Shelton, Danny | NT | Washington |
| Smith-Marsette, Ihmir | WR | Iowa |
| Stallworth, Taylor | DT | South Carolina |
| Whitley, Benton | DE | Holy Cross |
| Wiggins, James | S | Cincinnati |
| Williams, Brandon | DT | Missouri Southern State |
| Wise, Daniel | DE | Kansas |
| Wright, Matthew | K | UCF |

Bold denotes player was promoted/elevated to active roster during the season.

Note: Starting in '89, the NFL allowed teams to establish a five-man practice squad the day following the league's final roster cutdown. Practice squads were expanded to eight players in 2004, 10 players in 2014 and 16 players in 2020.

ALL-TIME ASSISTANT COACHES

| Coach | Position | Years | Coach | Position | Years |
|-------------------------|----------------------------------------------|----------------|-----------------------|---------------------------------------------|------------------|
| Abernethy, Rick | Strength and Conditioning | 1979-82 | Daniel, Dan | Inside Linebackers | 1983 |
| Adolph, Dave | Def. Coordinator/Linebackers | 1992-94 | | Defensive Coordinator/Inside Linebackers | 1984-85 |
| | Asst. Head Coach/Linebackers | 1999 | Dean, Vernon | Assistant Defensive Backs | 2003-05 |
| Anderson, Richie | Wide Receivers | 2010-11 | DeLeone, Mark | Defensive Quality Control | 2013-14 |
| Arians, Bruce | Running Backs | 1989-92 | | Assistant Linebackers | 2014-17 |
| Ball, Russ | Asst. Strength and Conditioning | 1989-96 | | Inside Linebackers | 2018 |
| | Adm. Assistant to the Head Coach | 1997-98 | Dungy, Tony | Defensive Backs | 1989-91 |
| Beake, John | Offensive Backfield | 1968-74 | Eatman, Irv | Assistant Offensive Line | 2001-05 |
| Beckman, Ed | Special Teams | 1987-88 | Edwards, Herm | Defensive Backs | 1993-94 |
| Bettis, Tom | Defensive Backs | 1966-76, '88 | Ellett, Porter | Senior Assistant to the Head Coach | 2017-19 |
| | Defensive Coordinator/Defensive Backs | 1977 | | Offensive Quality Control | 2020-22 |
| Bicknell, Bob | Assistant Offensive Line | 2007 | | Asst. Running Backs | 2023 |
| | Offensive Line | 2008 | Embree, Jon | Tight Ends | 2006-08 |
| | Tight Ends | 2009 | Embree, Connor | Defensive Assistant | 2019-20 |
| Bicknell, Jack | Offensive Line | 2012 | | Offensive Quality Control | 2021-22 |
| Bieniemy, Eric | Running Backs | 2013-17 | | Wide Receivers | 2023 |
| | Offensive Coordinator | 2018-22 | Erkenbeck, Jim | Offense/Tight Ends | 1989-91 |
| Blackmon, Don | Linebackers | 2006-07 | | Tight Ends/Offensive Assistant | 1995-98 |
| Bleymaier, Joe | Offensive Quality Control | 2016-17 | Fish, Jeff | Assistant Strength and Conditioning | 1999-00 |
| | Pass Game Anlst/Asst. Quarterbacks | 2018-20 | Flajole, Ken | Outside Linebackers | 2021-23 |
| | Wide Receivers | 2021-22 | Franklin, Chet | Offensive Coordinator | 1975-76 |
| | Pass Game Coordinator | 2023 | Frazier, Mike | Statistical Analysis Coordinator | 2013-23 |
| Bradden, Terry | Defensive Assistant | 2017 | Gailey, Chan | Offensive Coordinator | 2008 |
| | Defensive Quality Control | 2018-20 | Galbraith, Marty | Offensive Line | 1985 |
| | Asst. Defensive Line | 2021-23 | Gansz, Frank | Special Teams and Tight Ends | 1981-82 |
| | Defensive Assistant | 2009 | | Assistant Head Coach/Special Teams | 1986 |
| Bradford, Ronnie | Defensive Line | 2013-15 | Gansz Jr., Frank | Special Teams | 2001-05 |
| Brasher, Tommy | Special Projects | 2016-17 | Ghilotti, Bob | Offensive Ends | 1962-63 |
| | Defensive Assistant | 1984-86 | Gibbs, Alex | Offensive Line | 1993-94 |
| Brazil, Dave | Defensive Backs | 1987 | Gibbs, David | Defensive Backs | 2006-08 |
| | Linebackers | 1988 | Gibbs, Gary | Linebackers | 2009-17 |
| Bresnahan, Tom | Offensive Line | 1981-82 | Girardi, David | Offensive Quality Control | 2018-20 |
| Brewster, Darrel "Pete" | Offensive Ends | 1964-73 | | Pass Game Analyst/Asst. Quarterbacks | 2021-22 |
| Bunting, John | Defensive Assistant | 1993-94 | | Quarterbacks | 2023 |
| | Linebackers | 1995-96 | Giunta, Peter | Defensive Backs | 2001-05 |
| Carbin, Greg | Assistant Strength & Conditioning | 2019-23 | Graber, Doug | Defensive Backs/Defensive Quality Control | 1983-84 |
| Carson, Bud | Defensive Coordinator/Defensive Backs | 1983 | | Defensive Backs | 1985-86 |
| Carthon, Maurice | Assistant Head Coach | 2009-12 | Hackett, Paul | Offensive Coordinator/Quarterbacks | 1993-94 |
| Cassetta, Nick | Assistant Strength & Conditioning | 2023 | | Offensive Coordinator | 1995-97 |
| Catlin, Tom | Defensive Backs | 1960-65 | Hairston, Carl | Defensive Line | 1995-96, 2001-05 |
| Childress, Brad | Spread Game/Special Projects | 2013-15 | Harris, Al | Defensive Assistant/Secondary | 2013-15 |
| | Co-Offensive Coordinator | 2016 | | Secondary/Cornerbacks | 2016-18 |
| | Asst. Head Coach | 2017 | Hatley, Mark | Defensive Quality Control/Linebackers | 1987 |
| Chung, Eugene | Assistant Offensive Line | 2013-15 | Heck, Andy | Offensive Line | 2013-23 |
| Christiansen, Jack | Offensive Assistant | 1977 | Helm, J. D. | Offensive Backs | 1982 |
| Cignetti, Jr., Frank | Offensive Assistant/Quality Control | 1999 | | Offensive Assistant/Quality Control | 1983-84 |
| Clark, Mike | Strength and Conditioning | 2010-12 | | Offensive Assistant | 1985-86 |
| Clements, Tom | Quarterbacks | 2000 | | Offensive Quality Control/Tight Ends | 1987 |
| Cooter, Jim Bob | Offensive Quality Control | 2012 | | Tight Ends | 1988 |
| Corey, Walt | Linebackers | 1971-74 | Hewgley, C.T. | Linemen/Strength and Conditioning | 1983-88 |
| | Defensive Line | 1978-80, 83-85 | Hill, Andy | Assistant Special Teams | 2020-23 |
| | Defensive Backs | 1981-82 | Hoffman, Steve | Special Teams | 2009-11 |
| | Defensive Coordinator/Linebackers | 1986 | Hostler, Jim | Offensive Assistant/Quality Control | 2000 |
| Costello, Vince | Defensive Coordinator | 1975-76 | House, Matt | Linebackers | 2019-21 |
| Cottrell, Ted | Linebackers | 1981-82 | Hughes, Ed | Defensive Backs | 1960-62 |
| Cowher, Bill | Defensive Coordinator/Linebackers | 1989-91 | Humenuik, Rod | Offensive Line/Running Game | 1983-84 |
| Crennel, Romeo | Defensive Coordinator | 2010-11 | Hurd, Jeff | Strength and Conditioning | 1998-06 |
| Crittenden, Travis | Assistant Strength & Conditioning | 2013-20 | James, Lionel | Running Backs | 1998 |
| Cullen, Joe | Defensive Line | 2022-23 | Joiner, Charlie | Wide Receivers | 2001-07 |
| Culley, David | Asst. Head Coach/Wide Receivers | 2013-16 | Judkins, Tyler | Assistant Strength & Conditioning | 2021-22 |
| Cunningham, Gunther | Defensive Coordinator | 1995-96, '98 | Kafka, Mike | Offensive Quality Control | 2017 |
| | Defensive Coordinator/Linebackers | 1997, '08 | | Quarterbacks | 2018-19 |
| | Defensive Coordinator | 2004-07 | | Quarterbacks/Pass Game Coordinator | 2020-21 |
| Curl, Dick | Asst. to the Head Coach/Offense | 2006 | Karmelowicz, Bob | Defensive Line | 1997-05 |
| | Asst. to the Head Coach/Quarterbacks | 2007-08 | Kazadi, Kaz | Strength and Conditioning Assistant | 2006 |
| D'Alesio, Donald | Defensive Assistant | 2021 | Ketchum, Mike | Offensive Assistant/Quality Control | 2006 |
| | Safeties | 2022-23 | | Defensive Assistant | 2007 |
| Daboll, Brian | Offensive Coordinator | 2012 | | Defensive Assistant/Assistant Linebackers | 2008 |
| Daly, Brendan | Run Game Coord./Defensive Line | 2019-21 | Krumrie, Tim | Defensive Line | 2006-09 |
| | Linebackers | 2022-23 | Lavan, Al | Running Backs | 1999-00 |
| D'Alessandris, Joe | Assistant Offensive Line | 2008-09 | Lawrence, Don | Special Teams | 1980 |
| Dalton, Kay | Receivers | 1978-79 | | Running Backs | 1981-82 |
| | Quarterbacks/Receivers | 1980-82 | | Defensive Line | 1987-88 |



| Coach | Position | Years |
|------------------------|--------------------------------------------------------|-----------------|
| Lewis, Greg | Wide Receivers | 2017-20 |
| | Running Backs | 2021-22 |
| Long, Billy | Assistant Strength and Conditioning | 2001-06 |
| Lowe, Woodrow | Defensive Assistant/Assistant Special Teams | 1995-97 |
| | Linebackers | 1998 |
| Madison, Sam | Defensive Backs/Cornerbacks | 2019-21 |
| Mann, Richard | Wide Receivers | 1999-00 |
| Matsko, John | Offensive Line | 2006-07 |
| Matthaei, Corey | Offensive Quality Control | 2013-14 |
| | Assistant Quarterbacks | 2013-17 |
| | Assistant Offensive Line | 2018-23 |
| Matthews, Billie | Running Backs | 1987-88 |
| Mauck, Carl | Offensive Line | 1986-88 |
| McCarthy, Mike | Offensive Assistant/Quality Control | 1993-94 |
| | Quarterbacks | 1995-98 |
| McCulley, Pete | Quarterbacks | 1983-86 |
| McCullough, Deland | Running Backs | 2018-20 |
| McMahon, Tom | Special Teams | 2012 |
| Melvin, Tom | Tight Ends | 2013-23 |
| Merritt, Dave | Defensive Backs | 2019-23 |
| Mills, Chuck | Assistant Coach | 1966 |
| Modkins, Curtis | Running Backs | 2008 |
| Mudd, Howard | Offensive Line | 1989-92 |
| Muir, Bill | Offensive Line | 2009-10 |
| | Offensive Coordinator/Offensive Line | 2011 |
| Nagy, Matt | Quarterbacks | 2013-15 |
| | Co-Offensive Coordinator | 2016-17 |
| | Senior Assistant/Quarterbacks | 2022 |
| | Offensive Coordinator | 2023 |
| O'Boyle, Tommy | Assistant Coach | 1966-74 |
| O'Dea, Kevin | Assistant Special Teams | 2013 |
| O'Shea, Chad | Assistant Special Teams | 2004-05 |
| Olivo, Brock | Assistant Special Teams | 2014-16 |
| Ortmayer, Steve | Special Teams | 1975-77 |
| Pagac, Fred | Linebackers | 2004-05 |
| Pagna, Tom | Offensive Backfield | 1978-79 |
| Parker, Roberto | Assistant Strength and Conditioning | 1997-98 |
| Parmalee, Bernie | Tight Ends | 2010-12 |
| Patullo, Kevin | Offensive Quality Control | 2007-08 |
| Pederson, Doug | Offensive Coordinator | 2013-15 |
| Peete, Willie | Offensive Backs | 1983-86 |
| Pendergast, Clancy | Defensive Coordinator | 2009 |
| Pendry, Joe | Offensive Coordinator | 1989-92 |
| Perles, Pat | Defensive Quality Control | 2009 |
| | Assistant Offensive Line | 2010-11 |
| Pinkston, Todd | Running Backs | 2023 |
| Pleasant, Anthony | Defensive Line | 2010-12 |
| Pratt, Tom | Defensive Line | 1963-77, '89-94 |
| | Assistant Defensive Line | 2000 |
| Price, Eric | Wide Receivers | 2008 |
| Priefer, Mike | Special Teams | 2006-08 |
| Raye, Jimmy | Offense/Tight Ends | 1992 |
| | Running Backs | 1993-97 |
| | Offensive Coordinator | 1998-00 |
| Redding, Dave | Strength and Conditioning | 1989-97 |
| Reid, Britt | Defensive Quality Control | 2013-14 |
| | Assistant Defensive Line | 2015 |
| | Defensive Line | 2016-18 |
| | Linebackers/Outside Linebackers | 2019-20 |
| Reid, Spencer | Assistant Strength & Conditioning | 2023 |
| Reynolds, Ryan | Asst. Strength & Conditioning/Sport Science | 2016-22 |
| | Strength & Conditioning/Sport Science | 2023 |
| Richards, Marc | Football Research Analyst | 2022-23 |
| Roach, Dick | Defensive Backs | 1978-80 |
| Robinson, Greg | Defensive Coordinator | 2001-03 |
| Ross, Bobby | Special Teams | 1978-79 |
| | Offensive Backs | 1980-81 |
| Rossley, Tom | Quarterbacks | 1999 |
| Rowen, Keith | Tight Ends | 1999-04 |
| Roy, Alvin | Strength and Conditioning | 1968-72 |

| Coach | Position | Years |
|--------------------------|-----------------------------------------------------|------------------|
| Rubin, Barry | Strength and Conditioning | 2013-22 |
| Rust, Rod | Defensive Coordinator/Linebackers | 1978-81 |
| | Defensive Coordinator | 1982, '88 |
| Salazar, Brent | Assistant Strength & Conditioning | 2007-15 |
| Saunders, Al | Wide Receivers | 1989-91 |
| | Assistant Head Coach/Receivers | 1992-98 |
| | Assistant Head Coach/Offensive Coordinator | 2001-05 |
| Saunders, Bob | Offensive Assistant | 2004-05 |
| Saxon, James | Running Backs | 2001-07 |
| Saxton, Kevin | Offensive Assistant | 2023 |
| Schnelker, Bob | Offensive Assistant/Receivers | 1975 |
| | Receivers | 1976 |
| | Offensive Coordinator | 1977 |
| Schottenheimer, Brian | Offensive Assistant/Quality Control | 1998 |
| Schottenheimer, Kurt | Special Teams | 1989-92 |
| | Special Teams/Tight Ends | 1993-94 |
| | Defensive Backs | 1995-98 |
| | Defensive Coordinator | 1999-00 |
| | Offensive Coordinator | 1988 |
| | Assistant Head Coach/Defensive Backs | 2000 |
| Sefcik, George | Quarterbacks | 2001-03, 2005-06 |
| Shaw, Willie | Offensive Line | 1995-96 |
| Shea, Terry | Offensive Quality Control | 2009-11 |
| Shell, Art | Wide Receivers | 2012 |
| Sirianni, Nick | Strength and Conditioning | 2007-09 |
| Smith, Cedric | Defensive Quality Control | 2010-12 |
| Smith, Otis | Offensive Coordinator/Quarterbacks | 1987 |
| Smith, Homer | Assistant Defensive Line | 2016-17 |
| Smith, Mike | Outside Linebackers | 2018 |
| | Offensive Line | 1997-05 |
| Solari, Mike | Offensive Coordinator | 2006-07 |
| Spagnuolo, Steve | Defensive Coordinator | 2019-23 |
| Spencer, Joe | Offensive Line | 1975-80 |
| Stock, Mike | Special Teams | 1995-00 |
| Sutton, Bob | Defensive Coordinator | 2013-18 |
| Swinton, Derius | Special Teams Quality Control | 2012 |
| Thomas, Emmitt | Defensive Backs | 2010-18 |
| Toub, Dave | Special Teams Coordinator | 2013-17 |
| | Assistant Head Coach/ ST Coordinator | 2018-23 |
| | Defensive Quality Control | 2018 |
| Valai, Jay | Outside Linebackers/Special Teams | 1983-85 |
| Vechiarella, Jim | Offensive Assistant/Quality Control | 2001-03 |
| Verduzco, Jason | Quarterbacks | 2004 |
| | Tight Ends | 2005 |
| | Linebackers | 2000-03 |
| Vitt, Joe | Manager of Football Administration | 2006-07 |
| Wainwright, Nate | Manager of Football Admin./Player Development | 2008 |
| | Research and Development | 1982 |
| Waller, Ron | Defensive Assistant/Quality Control | 1989-07 |
| Wallis, Darwin | Offensive Line | 1960-74 |
| Walsh, Bill | Wide Receivers | 2009 |
| Ward, Dedic | Offensive Coordinator | 2010 |
| Weis, Charlie | Director of Football Administration | 2001-05 |
| White, Mike | Defensive Assistant | 2018 |
| Whittingham, Alex | Defensive Quality Control | 2019-23 |
| | Assistant to the Head Coach | 2020-21 |
| | Offensive Assistant | 2022 |
| | Offensive Quality Control/Asst. Quarterbacks | 2023 |
| Williamson, Richard | Receivers | 1983-86 |
| Wilson, Eddie | Receivers | 1974 |
| Wilson, Rod | Assistant Special Teams | 2017-19 |
| | Defensive Assistant | 2022-23 |
| Wood, Richard | Receivers | 1987-88 |
| Woodhouse, Devin | Assistant Strength & Conditioning | 2016-19 |
| Young, John Paul | Defensive Line | 1986 |
| | Defensive Coordinator/Linebackers | 1987 |
| Zimmer, Adam | Defensive Assistant/Assistant Linebackers | 2010-12 |
| Zook, Ron | Defensive Backs | 1999 |
| Zorn, Jim | Quarterbacks | 2011-12 |

ALL-TIME COORDINATORS

OFFENSIVE COORDINATORS

| | |
|-----------------|---------------|
| Chet Franklin | 1975-76 |
| Bob Schnelker | 1977 |
| Homer Smith | 1987 |
| George Sefcik | 1988 |
| Joe Pendry | 1989-92 |
| Paul Hackett | 1993-97 |
| Jimmy Raye | 1998-00 |
| Al Saunders | 2001-05 |
| Mike Solari | 2006-07 |
| Chan Gailey | 2008 |
| Charlie Weis | 2010 |
| Bill Muir | 2011 |
| Brian Daboll | 2012 |
| Doug Pederson | 2013-15 |
| Brad Childress* | 2016 |
| Matt Nagy* | 2016-17, 2023 |
| Eric Bieniemy | 2018-22 |

*Co-Offensive Coordinators

DEFENSIVE COORDINATORS

| | |
|---------------------|------------------|
| Vince Costello | 1975-76 |
| Tom Bettis | 1977 |
| Rod Rust | 1978-82 |
| Bud Carson | 1983 |
| Dan Daniel | 1984-85 |
| Walt Corey | 1986 |
| John Paul Young | 1987 |
| Rod Rust | 1988 |
| Bill Cowher | 1989-91 |
| Dave Adolph | 1992-94 |
| Gunther Cunningham | 1995-98, 2004-08 |
| Kurt Schottenheimer | 1999-00 |
| Greg Robinson | 2001-03 |
| Clancy Pendergast | 2009 |
| Romeo Crennel | 2010-12 |
| Bob Sutton | 2013-18 |
| Steve Spagnuolo | 2019-23 |

SPECIAL TEAMS COORDINATORS

| | |
|---------------------|---------|
| Steve Ortmyer | 1975-77 |
| Bobby Ross | 1978-79 |
| Don Lawrence | 1980 |
| Frank Gansz | 1981-82 |
| Jim Vechiarella | 1983-85 |
| Frank Gansz | 1986 |
| Ed Beckman | 1987 |
| George Sefick | 1988 |
| Kurt Schottenheimer | 1989-94 |
| Mike Stock | 1995-00 |
| Frank Gansz, Jr. | 2001-05 |
| Mike Priefer | 2006-08 |
| Steve Hoffman | 2009-11 |
| Tom McMahon | 2012 |
| Dave Toub | 2013-23 |

Notes: No assistant coaches were designated as coordinators during Hank Stram's tenure as head coach from 1960-74. The first assistants in Chiefs history to hold the title of coordinator or special teams coach came under head coach Paul Wiggin in 1975. Although subsequent staffs did not always specifically denote coordinators, every attempt has been made to indicate the offensive and defensive play-callers if it was an individual other than the head coach. Beginning with Frank Gansz's staff in 1987, three separate individuals have carried the titles of offensive and defensive coordinator, as well as special teams coach each subsequent season except for 2009 under Todd Haley. In 2016, Brad Childress and Matt Nagy were named Co-Offensive Coordinators.



Offensive Coordinator Matt Nagy



Defensive Coordinator Steve Spagnuolo



Assistant Head Coach/Special Teams Coordinator Dave Toub

PLAYOFF HISTORY

PLAYOFF CAPSULE

| | |
|--------------------------------------|-----------------------------------------------------------------------------------|
| World Championships | 3 (1969, 2019, 2022) |
| AFL Championships | 3 (1962, 1966, 1969) |
| AFC Championships | 3 (2019, 2020, 2022) |
| AFL West Championships | 3 (1962, 1966, 1968) |
| AFC West Championships | 13 (1971, 1993, 1995, 1997, 2003, 2010, 2016, 2017, 2018, 2019, 2020, 2021, 2022) |
| Total Playoff Games | 41 |
| All-Time Playoff Record | 20-21 |
| Years in Playoffs | 25 |
| Most Consecutive Playoff Appearances | 8 (2015-22) |

GAME-BY-GAME PLAYOFF RESULTS

| DATE | OPPONENT | GAME | RESULT |
|----------|---------------|-----------------------|----------------|
| 12/23/62 | Houston | 1962 AFL Championship | W 20-17 (OT) |
| 1/1/67 | Buffalo | 1966 AFL Championship | W 31-7 |
| 1/15/67 | Green Bay | Super Bowl I | L 10-35 |
| 12/22/68 | Oakland | 1968 AFL Divisional | L 6-41 |
| 12/20/69 | N.Y. Jets | 1969 AFL Divisional | W 13-6 |
| 1/4/70 | Oakland | 1969 AFL Championship | W 17-7 |
| 1/11/70 | Minnesota | Super Bowl IV | W 23-7 |
| 12/25/71 | Miami | 1971 AFC Divisional | L 24-27 (2 OT) |
| 12/28/86 | N.Y. Jets | 1986 AFC Wild Card | L 15-35 |
| 1/5/91 | Miami | 1990 AFC Wild Card | L 16-17 |
| 12/28/91 | L.A. Raiders | 1991 AFC Wild Card | W 10-6 |
| 1/5/92 | Buffalo | 1991 AFC Divisional | L 14-37 |
| 1/2/93 | San Diego | 1992 AFC Wild Card | L 0-17 |
| 1/8/94 | Pittsburgh | 1993 AFC Wild Card | W 27-24 (OT) |
| 1/16/94 | Houston | 1993 AFC Divisional | W 28-20 |
| 1/23/94 | Buffalo | 1993 AFC Championship | L 13-30 |
| 12/31/94 | Miami | 1994 AFC Wild Card | L 17-27 |
| 1/7/96 | Indianapolis | 1995 AFC Divisional | L 7-10 |
| 1/4/98 | Denver | 1997 AFC Divisional | L 10-14 |
| 1/11/04 | Indianapolis | 2003 AFC Divisional | L 31-38 |
| 1/6/07 | Indianapolis | 2006 AFC Wild Card | L 8-23 |
| 1/9/11 | Baltimore | 2010 AFC Wild Card | L 7-30 |
| 1/4/14 | Indianapolis | 2013 AFC Wild Card | L 44-45 |
| 1/9/16 | Houston | 2015 AFC Wild Card | W 30-0 |
| 1/16/16 | New England | 2015 AFC Divisional | L 20-27 |
| 1/15/17 | Pittsburgh | 2016 AFC Divisional | L 16-18 |
| 1/6/18 | Tennessee | 2017 AFC Wild Card | L 21-22 |
| 1/12/19 | Indianapolis | 2018 AFC Divisional | W 31-13 |
| 1/20/19 | New England | 2018 AFC Championship | L 31-37 (OT) |
| 1/12/20 | Houston | 2019 AFC Divisional | W 51-31 |
| 1/19/20 | Tennessee | 2019 AFC Championship | W 35-24 |
| 2/2/20 | San Francisco | Super Bowl LIV | W 31-20 |
| 1/17/21 | Cleveland | 2020 AFC Divisional | W 22-17 |
| 1/24/21 | Buffalo | 2020 AFC Championship | W 38-24 |
| 2/7/21 | Tampa Bay | Super Bowl LV | L 9-31 |
| 1/16/22 | Pittsburgh | 2021 AFC Wild Card | W 42-21 |
| 1/23/22 | Buffalo | 2021 AFC Divisional | W 42-36 (OT) |
| 1/30/22 | Cincinnati | 2021 AFC Championship | L 24-27 (OT) |
| 1/21/23 | Jacksonville | 2022 AFC Divisional | W 27-20 |
| 1/29/23 | Cincinnati | 2022 AFC Championship | W 23-20 |
| 2/12/23 | Philadelphia | Super Bowl LVII | W 38-35 |

PLAYOFF HISTORY

RECORD vs. ALL PLAYOFF OPPONENTS

| TEAM | RECORD | LAST MEETING | RESULT |
|---------------------------------|--------|-----------------------|--------------|
| Baltimore Ravens | 0-1 | 2010 AFC Wild Card | L 7-30 |
| Buffalo Bills | 3-2 | 2021 AFC Divisional | W 42-36 (OT) |
| Cincinnati Bengals | 1-1 | 2022 AFC Championship | W 23-20 |
| Cleveland Browns | 1-0 | 2020 AFC Wild Card | W 22-17 |
| Denver Broncos | 0-1 | 1997 AFC Divisional | L 10-14 |
| Green Bay Packers | 0-1 | Super Bowl I | L 10-35 |
| Houston Oilers/Tennessee Titans | 3-1 | 2019 AFC Championship | W 35-24 |
| Houston Texans | 2-0 | 2019 AFC Divisional | W 51-31 |
| Indianapolis Colts | 1-4 | 2018 AFC Divisional | W 31-13 |
| Jacksonville Jaguars | 1-0 | 2022 AFC Divisional | W 27-20 |
| Miami Dolphins | 0-3 | 1994 AFC Wild Card | L 17-27 |
| Minnesota Vikings | 1-0 | Super Bowl IV | W 23-7 |
| New England Patriots | 0-2 | 2018 AFC Championship | L 31-37 |
| N.Y. Jets | 1-1 | 1986 AFC Wild Card | L 15-35 |
| Oakland/L.A./Las Vegas Raiders | 2-1 | 1991 AFC Wild Card | W 10-6 |
| Philadelphia Eagles | 1-0 | Super Bowl LVII | W 38-35 |
| Pittsburgh Steelers | 2-1 | 2021 AFC Wild Card | W 42-21 |
| San Diego/L.A. Chargers | 0-1 | 1992 AFC Wild Card | L 0-17 |
| San Francisco 49ers | 1-0 | Super Bowl LIV | W 31-20 |
| Tampa Bay Buccaneers | 0-1 | Super Bowl LV | L 9-31 |

PLAYOFF GAME SUMMARIES



1962 AFL CHAMPIONSHIP GAME

Texans 20, Oilers 17 (2 OT)

December 23, 1962 • Jeppesen Stadium • 37,981



DALLAS..... 3 14 0 0 0 3 — 20
HOUSTON..... 0 0 7 10 0 0 — 17

A contest that moved the infant American Football League into the national consciousness proved to be the first of three AFL titles for Hank Stram's charges as the Dallas Texans claimed a 20-17 double-overtime victory over the Houston Oilers. The game still ranks as the second-longest pro contest ever played, coming in at a lengthy 77:54, but is best remembered for RB Abner Haynes' choice to "kick to the clock" at the beginning of the initial overtime session.

Following second-place finishes in each of the league's first two seasons, the Texans ran away with the AFL West title in '62. Dallas (11-3) was then matched in this title bout with Houston (11-3), which had won the first two AFL titles in '60 and '61 over the Chargers.

The Texans grabbed the game's first break when LB E.J. Holub picked off QB/K George Blanda at the goal line and returned the ball 43 yards, sparking a drive that resulted in a 16-yard FG by K Tommy Brooker. Blanda would miss a 47-yard kick on the Oilers next possession and Haynes scored on a 28-yard pass from QB Len Dawson. An interception by CB Dave Grayson would set up Haynes' second TD of the half, this time on a two-yard run to give the Texans a 17-0 halftime advantage.

But the momentum quickly shifted to the Oilers in the second half. George Blanda — then a "young" 35 years old — passed 15 yards to TE Willard Dewveall for a touchdown and kicked a 31-yard field goal before RB Charley Tolar burst over from the one to tie the game at 17-17 in the fourth quarter. Houston had a shot to win the game late in regulation, but LB Sherrill Headrick blocked a 42-yard Blanda field goal to leave the score deadlocked.

The two teams then went into the first sudden death overtime in AFL annals. The Texans won the toss and Chiefs Head Coach Hank Stram elected to kick off, maintaining his defense could hold the Oilers long enough for Dawson to get the ball in good field position. Herein came the famous "kick-to-the-clock" episode in which Texans captain Haynes inadvertently elected for his team to kick into the wind instead of having it as the consolation for not receiving the football.

Neither club mounted a serious challenge in the early stages of overtime, but as the fifth quarter was drawing to a close, DE Bill Hull intercepted a Blanda pass and returned it to midfield. Dawson passed to RB Jack Spikes for 10 yards. Spikes — the game's Most Valuable Player — then ran for 19 yards and the Texans were in field goal range.

At the 2:54 mark of the sixth quarter, Brooker kicked a 25-yard field goal to give the Texans a 20-17 victory and the American Football League championship. The game lasted 77 minutes and 54 seconds and would be the longest in pro football history until the Chiefs and Dolphins played over 82 minutes nearly a decade later in '71.

- TEXANS — Brooker, 16-yard FG.
- TEXANS — Haynes, 28-yard pass from Dawson (Brooker kick).
- TEXANS — Haynes, 2-yard run (Brooker kick).
- OILERS — Dewveall, 15-yard pass from Blanda (Blanda kick).
- OILERS — Blanda, 31-yard FG.
- OILERS — Tolar, 1-yard run (Blanda kick).
- TEXANS — Brooker, 25-yard FG.

| TEAM STATISTICS | OILERS | TEXANS |
|---------------------------|--------|--------|
| First Downs | 21 | 19 |
| Total Net Yards | 359 | 237 |
| Rushes/Net Yards | 30/98 | 54/199 |
| Net Passing | 261 | 38 |
| Pass Attempts/Completions | 46/23 | 14/9 |
| Had Intercepted | 5 | 0 |
| Sacked/Yards Lost | 0/0 | 6/50 |
| Punts/Average | 3/39.3 | 8/31.2 |
| Penalties/Yards | 6/50 | 6/42 |
| Fumbles/Lost | 0/0 | 2/1 |

RUSHING

- TEXANS — Spikes 11-77; McClinton 24-70; Haynes 14-26, TD; Dawson 5-26.
- OILERS — Tolar 15-58, TD; Cannon 11-37; Smith 2-3.

RECEIVING

- TEXANS — Haynes 3-45, TD; Spikes 2-24; Arbanas 2-21; McClinton 1-4; Bishop 1-(-6).
- OILERS — Dewveall 6-59, TD; Cannon 6-54; McLeod 5-70; Hennigan 3-37; Tolar 1-8; Smith 1-6; Jamison 1-(-9).

PASSING

- TEXANS — Dawson 9-14-88, 1 TD, 0 INTs.
- OILERS — Blanda 23-46-261, 1 TD, 5 INTs.

INTERCEPTIONS

- TEXANS — Robinson 2-50; Holub 1-43; Grayson 1-20; Hull 1-23.

- OILERS — None.

FIELD GOALS

- TEXANS — Brooker (16) 33WL (25).
- OILERS — Blanda 47WL (31).



RB Abner Haynes opts to "kick to the clock" in a double-OT thriller at Houston.

1962 AFL CHAMPIONS



Front Row: Bobby Yarborough - Equipment Manager, James Saxton, Eddie Wilson, Bobby Ply, Len Dawson, Bobby Hunt, Frank Jackson, Abner Haynes, Wayne Rudy - Trainer.


Second Row: Head Coach Hank Stram, Jack Spikes, Curtis McClinton, Smokey Stover, Johnny Robinson, Dave Grayson, Duane Wood, E.J. Holub, Walt Corey.

Third Row: Al Reynolds, Marvin Terrell, Curt Merz, Jon Gilliam, Sonny Bishop, Carl Larpenter, Sherrill Headrick, Ed Hughes - Assistant Coach.

Fourth Row: Lamar Hunt - Founder, Tom Catlin - Assistant Coach, Bob Ghilotti - Assistant Coach, Paul Rochester, Jerry Cornelison, Jerry Mays, Jim Tyrer, Charlie Diamond, Don Klosterman - Talent Scout, Bill Walsh - Assistant Coach.

Fifth Row: Jack Steadman - General Manager, Tommy Brooker, Bill Miller, Fred Arbanas, Bill Hull, Dick Davis, Mel Branch, Chris Burford.

1966 AFL CHAMPIONS



Front Row: Pete Beathard, Bobby Ply, Wendell Tucker, Len Dawson, Fletcher Smith, Emmitt Thomas, Bobby Hunt, Mike Garrett, Willie Mitchell, Bert Coan.

Second Row: Bobby Yarborough - Equipment Manager, Dr. Albert Miller, Fred Williamson, Frank Pitts, Jerry Lamb, Gloster Richardson, Curtis McClinton, Head Coach Hank Stram, Smokey Stover, Solomon Brannon, David Bonds, Johnny Robinson, Jerrel Wilson, Chuck Mills - Assistant Coach.

Third Row: Gene Thomas, Sandy Stephens, Elijah Gipson, Kit Colvin, Bud Abell, E.J. Holub, Walt Corey, Andrew Rice, Al Reynolds, Dennis Biodrowski, Ron Calegari, Wayne Rudy - Trainer.

Fourth Row: Bob Watcher - Ticket/Stadium Manager, Bill Walsh - Assistant Coach, Curt Merz, Jon Gilliam, Wayne Frazier, Wayne Walker, Sherrill Headrick, Curt Farrier, Ed Budde, Tony DiMidio, Dave Hill, Jerry Mays, Tom Bettis - Assistant Coach, Tom Pratt - Assistant Coach.

Fifth Row: Jack Steadman - General Manager, Hatch Roshdahl, Jim Tyrer, Bobby Bell, Reg Carolan, Tommy Brooker, Ed Lothamer, Fred Arbanas, Chuck Hurston, Buck Buchanan, Aaron Brown, Chris Burford, Otis Taylor, Darrel "Pete" Brewster - Assistant Coach.



1966 AFL CHAMPIONSHIP GAME

Chiefs 31, Bills 7



January 1, 1967 • War Memorial Stadium • 42,080

KANSAS CITY 7 10 0 14 — 31
BUFFALO 7 0 0 0 — 7

With a berth in Super Bowl I as the prize, the Chiefs visited ancient War Memorial Stadium for a New Year's Day clash with the defending AFL champion Buffalo Bills. Kansas City's defense had stifled opponents all season long and didn't disappoint in this contest, forcing four turnovers, while limiting Buffalo to just nine first downs and 40 rushing yards as the Chiefs rolled to a 31-7 victory and their second AFL title.

The game, played in frigid, sub-freezing temperatures, produced its first break on the opening kickoff when P Jerrel Wilson recovered a fumble by DE Dudley Meredith on the Buffalo 31-yard line. Three plays later, QB Len Dawson found TE Fred Arbanas for a 29-yard touchdown, giving Kansas City an early 7-0 lead.

After the two teams exchanged punts, Buffalo tied the game in the opening period when All-Star QB Jack Kemp hit WR Elbert Dubenion on a 69-yard pass play evening the score at 7-7. Few thought it would be the Bills last score of the day, but Kansas City would eventually outscore Buffalo 24-0 in the final three quarters.

While the Chiefs defense clamped down on the Bills, Dawson led the Kansas City offense to 10 second-quarter points. A 28-yard punt return by RB Mike Garrett set the Chiefs up at the Buffalo 45-yard line and six plays later the Kansas City signal-caller found WR Otis Taylor for a 29-yard touchdown pass.

The game's decisive play then came just before halftime. Kemp had marched the Bills to the Chiefs eight-yard line, but was picked off at the goal line by S Johnny Robinson, who raced 72 yards with the interception before being brought down at the Buffalo 28-yard line. K Mike Mercer then hit a 32-yard FG with 0:03 left in the half to give the Chiefs a 17-7 lead heading into the locker room.

The third quarter proved to be a defensive tussle as the two teams each exchanged a pair of punts. Kansas City would get to the Buffalo 42-yard line late in the period, but a 49-yard kick by Mercer fell short, leaving the score at 17-7 with 15 minutes remaining.

Kansas City then broke the game wide open as Garrett applied the coup de grace for the Chiefs, scoring on runs of one and 18 yards to make the count 31-7. A 47-yard Dawson pass to E Chris Burford set up Garrett's first TD which came on fourth-and-goal. Buffalo fumbled on its next offensive snap and S Bobby Hunt fell on the loose ball at the Bills 21. Three plays later, Garrett started left and then reversed his field to get into the end zone for a second time.

Kemp couldn't move the Bills on their next possession and was picked off by CB Emmitt Thomas on Buffalo's final drive of the day as Kansas City won its second AFL title in four years and awaited the Green Bay Packers in Super Bowl I.

- CHIEFS** — Arbanas, 29-yard pass from Dawson (Mercer kick).
- BILLS** — Dubenion, 69-yard pass from Kemp (Lusteg kick).
- CHIEFS** — Taylor, 29-yard pass from Dawson (Mercer kick).
- CHIEFS** — Mercer, 32-yard FG.
- CHIEFS** — Garrett, 1-yard run (Mercer kick).
- CHIEFS** — Garrett, 18-yard run (Mercer kick).

| TEAM STATISTICS | BILLS | CHIEFS |
|-------------------------------------|--------|--------|
| First Downs | 9 | 14 |
| Total Net Yards | 255 | 277 |
| Rushes/Net Yards | 13/40 | 33/113 |
| Net Passing | 215 | 164 |
| Pass Attempts/Completions | 27/12 | 24/16 |
| Had Intercepted | 2 | 0 |
| Times Sacked/Yards Lost | 4/38 | 9/63 |
| Punts/Average | 8/39.3 | 6/42.3 |
| Penalties/Yards | 3/23 | 4/40 |
| Fumbles/Lost | 3/2 | 1/0 |

RUSHING

- CHIEFS** — Garrett 13-39, 2 TDs; McClinton 11-38; Dawson, 5-28; Coan 2-6; G. Thomas 2-2.
- BILLS** — Carlton 9-31; Burnett 3-6; Kemp 1-3.

RECEIVING

- CHIEFS** — Taylor 5-78, TD; Burford 4-76; Garrett 4-16; Arbanas 2-44, TD; McClinton 1-13.
- BILLS** — Burnett 6-127; Dubenion 2-79, TD; Bass 2-26; Crockett 1-16; Carlton 1-5.

PASSING

- CHIEFS** — Dawson 16-24-227, 2 TDs, 0 INTs.
- BILLS** — Kemp 12-27-253, 1 TD, 2 INTs.

INTERCEPTIONS

- CHIEFS** — Robinson 1-72; E. Thomas 1-26.
- BILLS** — None.

FIELD GOALS

- CHIEFS** — Mercer (32) 49S.
- BILLS** — None.



RB Mike Garrett's two TDs helped propel Kansas City to an AFL title and a berth in Super Bowl I.





SUPER BOWL I
Packers 35, Chiefs 10



January 15, 1967 • Los Angeles Memorial Coliseum • 63,036

KANSAS CITY 0 10 0 0 — 10
GREEN BAY 7 7 14 7 — 35

Representing themselves and the American Football League in the first championship match with the National Football League, the Chiefs played well for one half before bowing to the supremacy of the Green Bay Packers. Vince Lombardi's Packers — one of the greatest pro football teams of all time — won Super Bowl I by a 35-10 score. The Packers held a slim 14-10 advantage at the half before the game turned on one play in the third quarter.

Green Bay opened the scoring on its second possession when the game's Most Valuable Player, QB Bart Starr, passed 37 yards to TE Max McGee, who made a remarkable one-handed catch for a touchdown. McGee, who had caught just four passes during the regular season, became an unlikely hero for the Packers after starter Boyd Dowler was injured on the game's opening series. McGee finished the game with seven catches for 138 yards and two TDs.

Behind QB Len Dawson, the Chiefs marched into Green Bay territory on their next drive, but K Mike Mercer misfired on a 40-yard FG to leave the score 7-0 after one quarter. However, Kansas City would tie the game on its next possession after a 31-yard completion to WR Otis Taylor set up a seven-yard scoring pass to RB Curtis McClinton.

Green Bay would go right back on top when RB Jim Taylor scored from 14 yards out on the Packers vaunted sweep. Kansas City's next drive featured a 27-yard completion to E Chris Burford and culminated with a 31-yard Mercer FG as the Chiefs narrowed Green Bay's lead to a 14-10 margin.

The Chiefs momentum carried over to the third quarter as Kansas City moved to a first down on its initial possession. But then the game's key play — one that doomed the underdog Chiefs — unfolded when S Willie Wood intercepted a Dawson pass intended for TE Fred Arbanas at midfield. Wood returned it all the way to the Chiefs five-yard line, where RB Elijah Pitts ran for the first of his two touchdowns as Green Bay would establish a 21-10 lead.

The Packers defense forced Kansas City to punt on its next two possessions, setting up another Starr-to-McGee touchdown pass. That duo would connect on completions of 11 and 16 yards on a 10-play, 56-yard drive before McGee hauled in a 13-yard score to up the Packer advantage to 28-10.

Kansas City dodged a scoring threat when CB Willie Mitchell picked off a Starr pass at the Chiefs 11-yard line in the fourth quarter, but it would be Green Bay's only miscue of the day. The Packers defense would stifle the AFL Champions for the remainder of the game as the Chiefs crossed midfield just once in the fourth quarter.

A 37-yard pass to McGee would set up the Packers final score, a one-yard Pitts TD run. That score put the finishing touch on a 35-10 victory as Green Bay claimed the first of two straight Super Bowl titles, while Kansas City would have to wait until Super Bowl IV for redemption on football's biggest stage.

- PACKERS** — McGee, 37-yard pass from Starr (Chandler kick).
- CHIEFS** — McClinton, 7-yard pass from Dawson (Mercer kick).
- PACKERS** — Taylor, 14-yard run (Chandler kick).
- CHIEFS** — Mercer, 31-yard FG.
- PACKERS** — Pitts, 5-yard run (Chandler kick).
- PACKERS** — McGee, 13-yard pass from Starr (Chandler kick).
- PACKERS** — Pitts, 1-yard run (Chandler kick).

| TEAM STATISTICS | PACKERS | CHIEFS |
|-------------------------------------|---------|--------|
| First Downs | 21 | 17 |
| Total Net Yards | 358 | 239 |
| Rushes/Net Yards | 33/130 | 19/72 |
| Net Passing | 228 | 167 |
| Pass Attempts/Completions | 24/16 | 32/17 |
| Had Intercepted | 1 | 1 |
| Sacked/Yards Lost | 3/22 | 6/61 |
| Punts/Average | 4/43.3 | 7/45.3 |
| Penalties/Yards | 4/40 | 4/26 |
| Fumbles/Lost | 1/0 | 1/0 |

RUSHING

- CHIEFS** — Dawson 3-24; Garrett 6-17; McClinton 6-16; Beathard 1-14; Coan 3-1.
- PACKERS** — Taylor 16-53, TD; Pitts 11-45, 2 TDs; Anderson 4-30; Grabowski 2-2.

RECEIVING

- CHIEFS** — Burford 4-67; Taylor 4-57; Garrett 3-28; McClinton 2-34, TD; Arbanas 2-30; Carolan 1-7; Coan 1-5.
- PACKERS** — McGee 7-138, 2 TDs; Dale 4-59; Fleming 2-22; Pitts 2-32.

PASSING

- CHIEFS** — Dawson 16-27-211, 1 TD, 1 INT; Beathard 1-5-17, 0 TDs, 0 INTs.
- PACKERS** — Starr 16-23-250, 2 TDs, 1 INT; Bratkowski 0-1-0, 0 TDs, 0 INTs.

INTERCEPTIONS

- CHIEFS** — Mitchell 1-0.
- PACKERS** — Wood 1-50.

FIELD GOALS

- CHIEFS** — Mercer 40WR (31).
- PACKERS** — None.



DT Buck Buchanan levels a hit on QB Bart Starr, who earned MVP honors in Super Bowl I.





1968 AFL DIVISIONAL PLAYOFF GAME

Raiders 41, Chiefs 6



December 22, 1968 • Oakland-Alameda County Coliseum • 54,444

KANSAS CITY 0 6 0 0 — 6
OAKLAND 21 7 0 13 — 41

Oakland jumped out to an early 21-0 lead and picked off QB Len Dawson four times, posting a convincing 41-6 victory in the initial postseason meeting between the Chiefs and Raiders. The two teams had both finished 12-2 and split a pair of regular season contests, setting up this playoff meeting for the right to advance to the AFL Championship Game.

The Chiefs defense had allowed a franchise-record 170 points during the regular season, but QB Daryle Lamonica and WR Fred Biletnikoff made play after play against Kansas City. Lamonica finished the day with 345 passing yards and five TD passes, the highest postseason totals ever amassed against Kansas City. Biletnikoff also had a record-setting day, registering 180 receiving yards and three scores, the best individual receiving day produced versus the Chiefs in the playoffs at the time.

The Lamonica-Biletnikoff connection clicked early and often, accounting for three plays and 60 yards on Oakland's opening possession, including a 24-yard TD pass to put the Raiders ahead 7-0.

With the Chiefs backed up at their own two-yard line, P Jerrel Wilson's punt would go off the side of his foot, giving the Raiders the ball at the Kansas City 25-yard line. Three plays later, a 23-yard scoring grab by WR Warren Wells made the score 14-0. The two teams would exchange punts before Lamonica lofted a 44-yard aerial to Biletnikoff to make the score 21-0 at the end of the first quarter.

Kansas City's offense showed some life to open the second quarter. Dawson hit WR Otis Taylor for a 55-yard gain to put the Chiefs in scoring position, but Kansas City could not crack the end zone on three tries from inside the five-yard line as the club would settle for a 10-yard K Jan Stenerud FG to make the count 21-3.

Two possessions later, the Chiefs got excellent field position at the Oakland 38. A 31-yard pass to WR Ron Pitts moved Kansas City to the seven-yard line, but again the offense couldn't cross the goal line, resulting in an eight-yard Stenerud FG. The Raiders responded with a 54-yard Lamonica-to-Biletnikoff TD to close the first half, giving Oakland a commanding 28-6 lead.

The Chiefs defense forced a punt on Oakland's first drive of the second half and then held the Raiders out of the end zone on fourth-and-goal from the one on their next possession to keep the contest within reach. But Kansas City's offense couldn't put points on the board despite getting deep into Oakland territory twice as a missed 37-yard FG and an interception halted those drives.

The Raiders slammed the door shut in the fourth quarter as Wells caught his second TD of the day and K George Blanda tacked on a pair of FGs to up the Oakland lead to 41-6. Dawson was unable to rally the Chiefs as each of the club's final three possessions ended with interceptions and Oakland advanced to its second straight AFL Championship Game.

- RAIDERS** — Biletnikoff, 24-yard pass from Lamonica (Blanda kick).
- RAIDERS** — Wells, 23-yard pass from Lamonica (Blanda kick).
- RAIDERS** — Biletnikoff, 44-yard pass from Lamonica (Blanda kick).
- CHIEFS** — Stenerud, 10-yard FG.
- CHIEFS** — Stenerud, 8-yard FG.
- RAIDERS** — Biletnikoff, 54-yard pass from Lamonica (Blanda kick).
- RAIDERS** — Wells, 35-yard pass from Lamonica (Blanda kick).
- RAIDERS** — Blanda, 41-yard FG.
- RAIDERS** — Blanda, 40-yard FG.

| TEAM STATISTICS | RAIDERS | CHIEFS |
|-------------------------------------|---------|--------|
| First Downs | 22 | 13 |
| Total Net Yards | 454 | 312 |
| Rushes/Net Yards | 30/118 | 24/70 |
| Net Passing | 336 | 242 |
| Pass Attempts/Completions | 39/19 | 36/17 |
| Had Intercepted | 0 | 4 |
| Sacked/Yards Lost | 1/11 | 1/11 |
| Punts/Average | 5/45.4 | 6/50.3 |
| Penalties/Yards | 1/5 | 4/49 |
| Fumbles/Lost | 1/0 | 2/0 |

RUSHING

- CHIEFS** — Dawson 3-24; Garrett 6-17; McClinton 6-16; Beathard 1-14; Coan 3-1.
- RAIDERS** — Taylor 16-53, TD; Pitts 11-45, 2 TDs; Anderson 4-30; Grabowski 2-2.

RECEIVING

- CHIEFS** — Burford 4-67; Taylor 4-57; Garrett 3-28; McClinton 2-34, TD; Arbanas 2-30; Carolan 1-7; Coan 1-5.
- RAIDERS** — McGee 7-138, 2 TDs; Dale 4-59; Fleming 2-22; Pitts 2-32.

PASSING

- CHIEFS** — Dawson 16-27-211, 1 TD, 1 INT; Beathard 1-5-17, 0 TDs, 0 INTs.
- RAIDERS** — Starr 16-23-250, 2 TDs, 1 INT; Bratkowski 0-1-0, 0 TDs, 0 INTs.

INTERCEPTIONS

- CHIEFS** — Mitchell 1-0.
- RAIDERS** — Wood 1-50.

FIELD GOALS

- CHIEFS** — Mercer 40WR (31).
- RAIDERS** — None.



LB Willie Lanier (63), DT Buck Buchanan (86) and LB Jim Lynch (51) corral RB Roger Hagberg.





1969 AFL DIVISIONAL PLAYOFF GAME

Chiefs 13, Jets 6



December 20, 1969 • Shea Stadium • 62,977

KANSAS CITY 0 3 3 7 — 13
NEW YORK 3 0 0 3 — 6

Kansas City had throttled the Jets in the regular season, but getting a playoff victory against the reigning World Champions would prove much more difficult. The Chiefs defense would rise up for a monumental goal line stand, while the offense would get into the end zone when it mattered most as Kansas City claimed a 13-6 victory.

New York was led by QB Joe Namath, but throwing the ball accurately in the swirling winds of Shea Stadium would prove difficult for the charismatic MVP of Super Bowl III. The Jets passer connected on just 14 of 40 attempts for 164 yards and was picked off three times.

New York got on the board first with a 27-yard K Jim Turner field goal to go up 3-0. QB Len Dawson then started Kansas City's next drive with a 13-yard pass to WR Otis Taylor, a 12-yard connection to TE Fred Arbanas and a 17-yard screen to RB Wendell Hayes. After missing a 47-yard FG on Kansas City's first drive, this time K Jan Stenerud connected on a 23-yard FG to knot the score at 3-3.

Neither club could muster much offense for the remainder of the first half. Stenerud would misfire on a 44-yard kick on Kansas City's only other legitimate scoring shot, leaving the score deadlocked at intermission.

Kansas City's defense would turn up the pressure in the third quarter. CB Emmitt Thomas would register the Chiefs first Interception of the day, setting up a 47-yard FG attempt that sailed wide left in the blustery conditions. New York's next possession would be terminated by the first of two interceptions on the day by CB Jim Marsalis. After the Jets were penalized for running into P Jerrel Wilson, a 27-yard pass to Arbanas put Kansas City in New York territory. A 25-yard Stenerud FG then gave the Chiefs a slim 6-3 advantage.

Namath responded by moving the Jets into scoring position early in the fourth quarter. A pass interference call in the end zone would give the home squad first-and-goal at the one, setting the stage for the biggest goal-line stand in Chiefs history.

RB Matt Snell gained half a yard on first down before S Johnny Robinson arrived on the scene, while RB Bill Mathis was stuffed for no gain by LB Willie Lanier on second down. Namath attempted a bootleg on third down, but was hit by LB Jim Lynch and threw the ball away, forcing the Jets to settle for a seven-yard Turner field goal to tie the contest at 6-6.

Dawson and the Chiefs would immediately strike back. A 61-yard bomb to Taylor would set up the game's only TD. WR Gloster Richardson made the biggest grab of his career, hauling in a 19-yard scoring strike from Dawson on the next play. Marsalis would then record his second Interception of Namath on the Jets final possession to ensure a tightly-contested 13-6 playoff win, sending Kansas City to the AFL's final title game at Oakland.

- JETS** — J. Turner, 27-yard FG.
- CHIEFS** — Stenerud, 23-yard FG.
- CHIEFS** — Stenerud, 25-yard FG.
- JETS** — J. Turner, 7-yard FG.
- CHIEFS** — Richardson, 19-yard pass from Dawson (Stenerud kick).

| TEAM STATISTICS | JETS | CHIEFS |
|-------------------------------------|-------------|---------------|
| First Downs | 19 | 14 |
| Total Net Yards | 235 | 276 |
| Rushes/Net Yards | 22/87 | 30/99 |
| Net Passing | 148 | 177 |
| Pass Attempts/Completions | 40/14 | 27/12 |
| Had Intercepted | 3 | 0 |
| Sacked/Yards Lost | 2/16 | 2/24 |
| Punts/Average | 5/37.2 | 6/33.5 |
| Penalties/Yards | 3/15 | 5/63 |
| Fumbles/Lost | 1/1 | 0/0 |

RUSHING

- CHIEFS** — Garrett 18-67; Hayes 10-32; Holmes 1-0; McVea 1-0.
- JETS** — Snell 12-61; Boozer 3-14; Mathis 6-11; Namath 1-1.

RECEIVING

- CHIEFS** — Hayes 5-46; Taylor 2-74; Arbanas 2-39; Holmes 1-29; Richardson 1-19, TD; Pitts 1-(-6).
- JETS** — Sauer 5-61; Lammons 3-37; B. Turner 2-25; Maynard 1-18; Boozer 1-10; Snell 1-9; Mathis 1-4.

PASSING

- CHIEFS** — Dawson 12-27-201, 1 TD, 0 INTs.
- JETS** — Namath 14-40-164, 0 TDs, 3 INTs.

INTERCEPTIONS

- CHIEFS** — Marsalis 2-42; Thomas 1-0.
- JETS** — None.

FIELD GOALS

- CHIEFS** — Stenerud 47S (23) 44WR 47WL (25).
- JETS** — J. Turner (28) (7).



LB Willie Lanier (63) and S Johnny Robinson (42) spearhead a pivotal goal-line stand.





1969 AFL CHAMPIONSHIP GAME

Chiefs 17, Raiders 7



January 4, 1970 • Oakland-Alameda County Coliseum • 54,444

KANSAS CITY 0 7 7 3 — 17
OAKLAND 7 0 0 0 — 7

On the day the American Football League played the final game of its 10-year history, the Kansas City Chiefs became the AFL's only three-time champion. The Chiefs, through a curious playoff system, played Oakland for the league's last title. The Raiders had won the AFL West and owned a pair of regular season wins over the Chiefs, including a slim 10-6 victory in the regular season finale.

The Raiders, who arrived at the Oakland-Alameda County Coliseum already packed for a potential trip to Super Bowl IV, suffered the indignity of carrying those suitcases out of the stadium past the Chiefs busses after a 17-7 defeat.

The two clubs managed one first-half touchdown apiece with Oakland's coming on a four-yard run by RB Charlie Smith. Kansas City responded with a one-yard plunge by RB Wendell Hayes after QB Len Dawson had hit on passes of 14 yards to WR Otis Taylor and 41 yards to WR Frank Pitts.

In the third quarter, QB/K George Blanda was wide right on field goals of 39 and 40 yards, attempts that would have moved Oakland in front. Midway through the period, Kansas City began its second TD drive from its own six-yard line. A potential disaster was averted when the Chiefs fell on a fumble at their own two-yard line. On the next play, Dawson and Taylor pulled Kansas City out of the hole with a 35-yard pass play. FB Robert Holmes added 23 more on a flare pass, while a 25-yard pass interference call gave the Chiefs first-and-goal at the three. Holmes plowed in for the go-ahead TD from five yards out on third down, giving the Chiefs a 14-7 advantage.

The game then became a defensive struggle, which played right into Kansas City's hand. Led by defensive charges from the entire front four of DEs Aaron Brown and Jerry Mays and DTs Buck Buchanan and Curley Culp, the Chiefs continually harassed Raiders QB Daryle Lamonica, forcing the Oakland signal caller to throw a trifecta of fourth-quarter interceptions.

K Jan Stenerud came up short on a 52-yard FG to begin the final frame, which would be marked by a myriad of turnovers. S Jim Kearney registered Kansas City's first Interception of Lamonica at the Chiefs 18-yard line. Two plays later, a Chiefs fumble would put the ball back in the hands of the "Mad Bomber," who was subsequently picked off by CB Jim Marsalis on Oakland's very next snap.

Inexplicably, Kansas City would fumble again two plays later, setting Lamonica up deep in Chiefs territory. But three snaps later CB Emmitt Thomas recorded his second pickoff of the day, ending a third straight Oakland possession with an Interception. Thomas returned the ball 62 yards to the Oakland 18-yard line, setting up a 22-yard field goal that provided a 17-7 lead with 4:48 remaining.

Kansas City would actually fumble one more time, but the Silver and Black could not capitalize as the victorious Chiefs would return home to pack bags of their own for New Orleans and Super Bowl IV.

- RAIDERS** — Smith, 4-yard run (Blanda kick).
- CHIEFS** — Hayes, 1-yard run (Stenerud kick).
- CHIEFS** — Holmes, 5-yard run (Stenerud kick).
- CHIEFS** — Stenerud, 22-yard FG.

| TEAM STATISTICS | RAIDERS | CHIEFS |
|-------------------------------------|---------|--------|
| First Downs | 18 | 13 |
| Total Net Yards | 233 | 207 |
| Rushes/Net Yards | 28/79 | 39/86 |
| Net Passing | 154 | 121 |
| Pass Attempts/Completions | 45/17 | 17/7 |
| Had Intercepted | 4 | 0 |
| Sacked/Yards Lost | 4/37 | 1/8 |
| Punts/Average | 6/48.5 | 8/42.8 |
| Penalties/Yards | 5/45 | 5/43 |
| Fumbles/Lost | 1/0 | 5/4 |

RUSHING

- CHIEFS** — Hayes 8-35, TD; Garrett 7-19; Holmes 18-14, TD; McVea 3-13; Dawson 3-5.
- RAIDERS** — Dixon 12-36; Smith 12-31, TD; Banaszak 2-8; Todd 2-4.

RECEIVING

- CHIEFS** — Taylor 3-62; Holmes 2-16; Pitts 1-41; Arbanas 1-10.
- RAIDERS** — Smith 8-86; Sherman 3-45; Cannon 2-22; Banaszak 2-13; Wells 1-24; Dixon 1-1.

PASSING

- CHIEFS** — Dawson 7-17-129, 0 TDs, 0 INTs.
- RAIDERS** — Lamonica 15-39-167, 0 TDs, 3 INTs; Blanda 2-6-24, 0 TDs, 1 INT.

INTERCEPTIONS

- CHIEFS** — Thomas 2-69; Marsalis 1-23; Kearney 1-17.
- RAIDERS** — None.

SACKS

- CHIEFS** — Brown 3.0; Culp 1.0.
- RAIDERS** — Davidson 1.0.

FIELD GOALS

- CHIEFS** — Stenerud 52S (22).
- RAIDERS** — Blanda 52S 39WR 40WR.



Hank Stram celebrates a third AFL crown as the Chiefs win the league's final contest.





SUPER BOWL IV Chiefs 23, Vikings 7



January 11, 1970 • Tulane Stadium • 80,562

MINNESOTA 0 0 7 0 — 7
KANSAS CITY 3 13 7 0 — 23

Kansas City's finest sports hour concluded at 5:20 in the afternoon on Sunday, January 11, 1970, when the Chiefs defeated the Minnesota Vikings, 23-7, for the World Championship of pro football.

The Chiefs, who finished 11-3 on the season and defeated the N.Y. Jets and Oakland Raiders in the playoffs, closed out their first decade as the winningest team in the American Football League, which, with Super Bowl IV, came to an end. Beginning in '70, the two leagues merged, with the AFL becoming the American Football Conference of the NFL.

Minnesota, a prohibitive favorite, was 12-2 during the regular season and at one point had won 12 games in succession behind a fearsome defense that had allowed an average of just 9.5 points per game. But behind QB Len Dawson — who would earn the game's Most Valuable Player Award — the Chiefs would amass more than enough offense to carry the day.

The Chiefs took an early lead when K Jan Stenerud booted a 48-yard first quarter field goal, a kick that was the longest field goal in Chiefs postseason history. He would later follow with field goals of 32 and 25 yards to give Kansas City a 9-0 lead.

Kansas City received the first break in the game when Vikings S Charlie West fumbled a kickoff and G Remi Prudhomme recovered at the Minnesota 19-yard line. After an eight-yard loss, Dawson handed off to RB Wendell Hayes, who rambled for 13 yards up the middle on a draw play. A 10-yard pass to WR Otis Taylor gave the Chiefs a first down at the four. Three plays later, RB Mike Garrett burst off-tackle for a five-yard touchdown, giving Kansas City a 16-0 halftime lead and stunning the Vikings and a nationwide television audience.

Minnesota mounted a mild third-quarter comeback when RB Dave Osborn scored from four yards out to cut the margin to 16-7. But any hopes the Vikings had of getting closer were dashed by Taylor, who lived up to his big-play reputation repeatedly throughout that season. Dawson hit the Chiefs wideout on a short hitch pattern, and when CB Earsell Mackbee missed the initial tackle, Taylor was loose down the right sideline, high-stepping his way to a 46-yard TD to give the Chiefs a 23-7 lead after three quarters.

As was so often the case in '69, the defense came to the fore. Minnesota had the ball three times in the final period and, as in the Oakland game the previous week, the Chiefs snuffed out all three chances with interceptions. LB Willie Lanier picked off a QB Joe Kapp pass to halt a rally at the Chiefs 34-yard line. Later on, S Johnny Robinson, playing with what turned out to be three broken ribs, grabbed another errant Kapp throw. Following the game, Kapp would pay tribute to Kansas City's massive defensive front: "The Chiefs defensive line was very active and looked like a Redwood Forest."

QB Gary Cuozzo would replace Kapp, but suffered similar results. In the game's closing minutes, CB Emmitt Thomas intercepted his fourth pass of the playoffs. The Chiefs then ran out the clock to capture the AFL's second consecutive Super Bowl triumph.

- CHIEFS** — Stenerud, 48-yard FG.
- CHIEFS** — Stenerud, 32-yard FG.
- CHIEFS** — Stenerud, 25-yard FG.
- CHIEFS** — Garrett, 5-yard run (Stenerud kick).
- VIKINGS** — Osborn, 4-yard run (Cox kick).
- CHIEFS** — Taylor, 46-yard pass from Dawson (Stenerud kick).

| TEAM STATISTICS | VIKINGS | CHIEFS |
|-------------------------------------|---------|--------|
| First Downs | 13 | 18 |
| Total Net Yards | 239 | 273 |
| Rushes/Net Yards | 19/67 | 41/151 |
| Net Passing | 172 | 122 |
| Pass Attempts/Completions | 28/17 | 17/12 |
| Had Intercepted | 3 | 1 |
| Sacked/Yards Lost | 3/27 | 3/20 |
| Punts/Average | 3/37.0 | 4/48.5 |
| Penalties/Yards | 6/67 | 4/47 |
| Fumbles/Lost | 3/2 | 0/0 |

RUSHING

- CHIEFS** — Garrett 11-39, TD; Pitts 3-37; Hayes 8-31; McVea 12-26; Dawson 3-11; Holmes 5-7.
- VIKINGS** — Brown 6-26; Reed 4-17; Osborn 7-15, TD; Kapp 2-9.

RECEIVING

- CHIEFS** — Taylor 6-81, TD; Pitts 3-33; Garrett 2-25; Hayes 1-13.
- VIKINGS** — Henderson 7-111; Brown 3-11; Beasler 2-41; Reed 2-16; Osborn 2-11; Washington 1-9.

PASSING

- CHIEFS** — Dawson 12-17-142, 1 TD, 1 INT; Livingston 0-0-0, 0 TDs, 0 INTs.
- VIKINGS** — Kapp 16-25-183, 0 TDs, 2 INTs; Cuozzo 1-3-16, 0 TDs, 1 INT.

INTERCEPTIONS

- CHIEFS** — Lanier 1-9; Robinson 1-9; Thomas 1-6.
- VIKINGS** — Krause 1-0.

SACKS

- CHIEFS** — Brown 1.0 Buchanan 1.0; Mays 1.0
- VIKINGS** — Eller 1.0; Marshall 1.0; Winston 1.0.

FIELD GOALS

- CHIEFS** — Stenerud (48) (32) (25).
- VIKINGS** — Cox 56S.




WR Otis Taylor's 46-yard TD catch from Super Bowl IV MVP QB Len Dawson seals a 23-7 win.



1969 WORLD CHAMPIONS



The caption in the January 12th, 1970 edition of the Kansas City Times proclaimed: WHO SAID THERE ARE NO HEROES ANYMORE is the question asked by this downtown parade scene (far right photo) that included thousands of Kansas Citizens greeting the triumphant Chiefs with cheers and floating paper. Riding in an open convertible on a chilly day, Otis Taylor (left) and Gloster Richardson (right) were obviously warmed by their reception from jubilant fans on Tenth Street east of Main. In the center photo, Hank Stram, Taylor, Jack Steadman, Len Dawson and Bill Grigsby jubilantly hoist the Lombardi Trophy for Chiefs fans to behold.



Front Row: Noland Smith, Jan Stenerud, Warren McVea, Mike Livingston, Tom Flores, Ed Podolak, Jacky Lee, Len Dawson, John Huarte, Emmitt Thomas.
Second Row: Goldie Sellers, Mike Garrett, Willie Mitchell, Bert Coan, Ceaser Belser, Frank Pitts, Head Coach Hank Stram, Paul Lowe, Gloster Richardson, Curtis McClinton, Richard Armstrong, Wendell Hayes, Jim Marsalis.
Third Row: Dr. Albert Miller, Johnny Robinson, Jerrel Wilson, Robert Holmes, Jim Kearney, Jim Lynch, E.J. Holub, Jack Rudnay, George Daney, Curley Culp, Willie Lanier, Bobby Yarborough - Equipment Manager.
Fourth Row: John Beake - Assistant Coach, Tommy O'Boyle - Assistant Coach, Remi Prudhomme, Bob Stein, Jerry McClurg, Ed Budde, Dave Hill, Gene Trosch, Jerry Mays, Mo Moorman, Jim Tyrer, Bobby Bell, Lloyd Wells - Scout, Wayne Rudy - Trainer.
Fifth Row: Tom Pratt - Assistant Coach, Bill Walsh - Assistant Coach, Jack Steadman - General Manager, Reg Carolan, Mickey McCarty, Ed Lothamer, Fred Arbanas, Chuck Hurston, Buck Buchanan, Aaron Brown, Morris Stroud, Otis Taylor, Darrel "Pete" Brewster - Assistant Coach, Tom Bettis - Assistant Coach, Bob Wachter - Ticket/Stadium Manager.



1971 AFC DIVISIONAL PLAYOFF GAME

Dolphins 27, Chiefs 24 (2 OT)

December 25, 1971 • Municipal Stadium • 50,374



MIAMI..... 0 10 7 7 0 3 — 27
KANSAS CITY..... 10 0 7 7 0 0 — 24

The longest game in NFL history signaled the end of a glorious era in Chiefs history as Kansas City and Miami dueled for 82:40 in a double-overtime epic on Christmas Day '71. The final game ever played at Municipal Stadium featured 11 future Hall of Fame players, Hall of Fame head coaches Hank Stram and Don Shula, as well as one of the greatest individual efforts in NFL postseason annals by RB Ed Podolak. But in the end it was the Dolphins who prevailed when K Garo Yepremian's 37-yard FG at 7:40 of the second OT gave Miami a 27-24 victory.

Widely regarded as the finest Chiefs team ever assembled – the '69 Super Bowl IV squad included – Kansas City took a 10-0 lead after the first quarter thanks to a 24-yard FG and a seven-yard TD catch by Podolak. But Miami countered with 10 unanswered points to leave the score deadlocked at halftime.

The unquestioned star of the contest was Podolak, who accounted for an NFL-playoff record 350 combined net yards (85 rushing yards, 110 receiving yards and 153 on kick returns). With the score knotted at 17-17 after three quarters, Podolak capped a 91-yard drive with a three-yard TD run to give the Chiefs a 24-17 lead with 6:46 left in regulation. However, a five-yard pass from QB Bob Griese to TE Marv Fleming put the count at 24-24 with 1:25 remaining in regulation.

Podolak almost ended the game with a 78-yard return on the ensuing kickoff, but Miami CB Curtis Johnson maintained his angle to make a touchdown-saving tackle at the 22-yard line. With 35 seconds left, K Jan Stenerud's would-be game-winning 31-yard FG attempt sailed wide right. Miami could not move the ball on its final possession of regulation, sending the game to its first overtime session.

Kansas City won the toss and after taking a lateral from DT Buck Buchanan, Podolak returned the kickoff to the Chiefs 46-yard line. Four plays later, Kansas City was at the Miami 35-yard line as Stenerud lined up for another attempt at a game-winning kick, this time from 42 yards out. But Stenerud's attempt was blocked by LB Nick Buoniconti, giving the Dolphins new life.

Both teams would exchange punts before a 52-yard FG attempt by Yepremian came up short. The first overtime session would come to a close when Dawson was intercepted by Miami S Jake Scott. The Dolphins took over at their own 46 to start overtime number two, but were smothered by Kansas City's fierce defense.

Miami's defense forced the Chiefs to punt, setting up Griese and the Dolphins for one final drive. RB Larry Csonka broke off a 29-yard run to move Miami into Kansas City territory. Four plays later, Yepremian ended the NFL's longest day with his 37-yard game-winner. The Dolphins would eventually advance to Super Bowl VI, while the Chiefs would have to wait 15 years before their next postseason appearance after falling in one of the most storied battles in pro football history.

- CHIEFS** — Stenerud, 24-yard FG (9-35, 4:09).
- CHIEFS** — Podolak, 7-yard pass from Dawson (Stenerud kick) (6-35, 3:44).
- DOLPHINS** — Csonka, 1-yard run (Yepremian kick) (10-80, 5:51).
- DOLPHINS** — Yepremian, 14-yard FG (4-5, 0:57).
- CHIEFS** — Otis, 1-yard run (Stenerud kick) (15-75, 9:44).
- DOLPHINS** — Kiick, 1-yard run (Yepremian kick) (8-71, 3:53).
- CHIEFS** — Podolak, 3-yard run (Stenerud kick) (6-91, 4:30).
- DOLPHINS** — Fleming, 5-yard pass from Griese (Yepremian kick) (9-71, 5:10).
- DOLPHINS** — Yepremian, 37-yard FG (6-40, 3:51).

| TEAM STATISTICS | DOLPHINS | CHIEFS |
|---------------------------------|----------|--------|
| First Downs | 22 | 23 |
| Total Net Yards | 407 | 451 |
| Rushes/Net Yards | 43/144 | 44/213 |
| Net Passing | 263 | 238 |
| Pass Attempts/Completions | 35/20 | 26/18 |
| Had Intercepted | 2 | 2 |
| Sacked/Yards Lost | 0/0 | 1/8 |
| Punts/Average | 6/40.0 | 2/51.0 |
| Penalties/Yards | 5/26 | 6/44 |
| Fumbles/Lost | 1/0 | 3/2 |

RUSHING

- CHIEFS** — Hayes 22-100; Podolak 17-85, TD; Wright 2-15; Otis 3-13, TD.
- DOLPHINS** — Csonka 24-86, TD; Kiick 15-56, TD; Griese 2-9; Warfield 2-(-7).

RECEIVING

- CHIEFS** — Podolak 8-110, TD; Wright 3-104; Taylor 3-12; Hayes 3-6; Frazier 1-14.
- DOLPHINS** — Warfield 7-140; Twilley 5-58; Fleming 4-37, TD; Kiick 3-24; Mandich 1-4.

PASSING

- CHIEFS** — Dawson 18-26-246, 1 TD, 2 INTs; Podolak 0-0-0, 0 TDs, 0 INTs.
- DOLPHINS** — Griese 20-35-263, 1 TD, 2 INTs.

INTERCEPTIONS

- CHIEFS** — Lanier 1-17; Lynch 1-0.
- DOLPHINS** — Scott 1-13; Johnson 1-0.

SACKS

- CHIEFS** — None.
- DOLPHINS** — Fernandez 0.5; Riley 0.5.

FIELD GOALS

- CHIEFS** — Stenerud (24) 29WR 31WR 42B.
- DOLPHINS** — Yepremian (14) 52WL.



RB Ed Podolak takes a pass from QB Len Dawson for a 7-yard touchdown behind the block of C Jack Rudnay.

NFL'S LONGEST GAMES

The Chiefs/Texans have participated in the two longest games in NFL history, both double-overtime playoff contests.

| Time | Result | Date |
|----------|------------------------------|---------------|
| 1. 82:40 | Miami 27, KANSAS CITY 24 | Dec. 25, 1971 |
| 2. 77:54 | Dallas Texans 20, HOUSTON 17 | Dec. 23, 1962 |
| 3. 77:02 | CLEVELAND 23, N.Y. Jets 20 | Jan. 3, 1987 |





1986 AFC WILD CARD PLAYOFF GAME

Jets 35, Chiefs 15

December 28, 1986 • Giants Stadium • 69,307



KANSAS CITY 6 0 0 9 — 15
NEW YORK 7 14 7 7 — 35

Kansas City finished the regular season with a 10-6 record to earn the club's first playoff berth in 15 years, but that adulation would be short-lived. After taking an early lead against the N.Y. Jets, three Kansas City turnovers combined with 135 rushing yards and two scores from New York RB Freeman McNeil led to 28 unanswered points and a 35-15 Jets victory.

The Chiefs only offensive scoring drive of the day came on Kansas City's initial possession when QB Todd Blackledge led Kansas City to paydirt. A pass interference call in the end zone set the stage for a one-yard scoring plunge by RB Jeff Smith. But a missed PAT would begin a downward spiral for the Chiefs, who took a brief 6-0 lead.

Jets head coach Joe Walton then made the biggest call of the game on New York's next drive. Facing fourth-and-six at the Chiefs 33-yard line, Walton kept his offense on the field. QB Pat Ryan faked a pitch to McNeil and took the ball up the gut for a 24-yard gain. Two plays later, McNeil was in the end zone, giving the Jets a lead they would not relinquish.

Disaster would strike on Kansas City's next offensive snap when RB Larry Moriarty had the ball jarred loose after catching a swing pass. LB Kyle Clifton recovered for the Jets. Twelve plays later, a one-yard TD toss to McNeil put the Jets ahead 14-6.

After Kansas City failed to gain a first down on its next two possessions, a 30-yard pass to WR Al Toon put New York in Chiefs territory. Ryan then found Toon kneeling in the end zone for an 11-yard TD on third down to give the Jets a commanding 21-6 advantage with 0:59 left in the second quarter.

New York outgained the Chiefs 191 to 58 after 30 minutes and Kansas City's situation would go from bad to worse on the opening snap of the second half. Blackledge was intercepted by LB Kevin McArthur, who raced down the sideline for a 21-yard score, putting the Jets ahead 28-6 just 13 seconds into the third quarter.

Blackledge would guide the Chiefs to the Jets 15-yard line on Kansas City's next possession, but the club's comeback hopes were effectively over when RB Boyce Green was stuffed on fourth-and-one in the third quarter, turning the ball back over to the Jets.

Kansas City's special teams would account for the club's only touchdown of the second half as CB Albert Lewis blocked a Dave Jennings punt and recovered it in the end zone to close the gap to 28-13. A six-yard Ryan TD pass to TE Billy Griggs made it 35-13 before QB Bill Kenney replaced Blackledge in the fourth quarter. Kenney guided Kansas City inside the Jets 10-yard line twice to no avail.

The Chiefs final points of the afternoon came when Jennings stepped out of the end zone for a self-imposed safety to make the final score 35-15 as Kansas City's hopes expired.

- CHIEFS** — J. Smith, 1-yard run (kick failed) (9-67).
- JETS** — McNeil, 4-yard run (Leahy kick) (13-75).
- JETS** — McNeil, 1-yard pass from Ryan (Leahy kick) (12-47).
- JETS** — Toon, 11-yard pass from Ryan (Leahy kick) (8-62).
- JETS** — McArthur, 21-yard interception return (Leahy kick).
- CHIEFS** — Lewis, blocked punt recovery in end zone (Lowery kick).
- JETS** — Griggs, 6-yard pass from Ryan (Leahy kick) (7-61).
- CHIEFS** — Safety, Jennings runs out of end zone.

| TEAM STATISTICS | JETS | CHIEFS |
|-------------------------------------|--------|--------|
| First Downs | 19 | 16 |
| Total Net Yards | 306 | 241 |
| Rushes/Net Yards | 36/165 | 20/67 |
| Net Passing | 141 | 174 |
| Pass Attempts/Completions | 23/16 | 37/20 |
| Had Intercepted | 0 | 2 |
| Sacked/Yards Lost | 2/12 | 2/3 |
| Punts/Average | 4/29.0 | 3/41.3 |
| Penalties/Yards | 8/54 | 1/5 |
| Fumbles/Lost | 1/0 | 2/1 |

RUSHING

- CHIEFS** — Blackledge 4-33; Green 8-15; J. Smith 4-12, TD; Moriarty 2-7; Heard 1-1; S. Paige 1-(-1).
- JETS** — McNeil 31-135, TD; Ryan 2-30; T. Paige 2-3; Jennings 1-(-3).

RECEIVING

- CHIEFS** — Marshall 6-72; Green 5-7; Coffman 3-12; Carson 2-43; Smith 2-12; Moriarty 1-16; Heard 1-15.
- JETS** — Toon 4-48, TD; Shuler 4-28; McNeil 3-16, TD; Walker 2-45; Sohn 1-11; Griggs 1-6, TD; Alexander 1-(-1).

PASSING

- CHIEFS** — Blackledge 12-21-80, 0 TDs, 2 INTs; Kenney 8-16-97, 0 TDs, 0 INTs.
- JETS** — Ryan 16-23-153, 3 TDs, 0 INTs.

INTERCEPTIONS

- CHIEFS** — None.
- JETS** — McArthur 1-21, TD; Carter 1-12.

SACKS

- CHIEFS** — Hackett 1.0; Maas 1.0.
- JETS** — Gastineau 1.0; Lyons 1.0.

FIELD GOALS

- CHIEFS** — None.
- JETS** — None.



The Chiefs can't slow RB Freeman McNeil as he posts 135 rushing yards in a Jets win.





1990 AFC WILD CARD PLAYOFF GAME

Dolphins 17, Chiefs 16

January 5, 1991 • Joe Robbie Stadium • 67,276



KANSAS CITY 3 7 6 0 — 16
MIAMI 0 3 0 14 — 17

The Chiefs were in control for the majority of their first playoff game since '86, but could not answer a late comeback bid by QB Dan Marino as the Dolphins pulled out a 17-16 victory. Chiefs QB Steve DeBerg – who had guided Kansas City to an 11-5 regular season record – had the club in scoring position, but a 52-yard FG attempt by K Nick Lowery fell just inches short with 0:56 remaining.

Had Kansas City fully capitalized on a number of scoring opportunities earlier in the game, the outcome may have been different. CB Charles Washington blocked a punt on Miami's first possession, setting the Chiefs up at the Dolphins 37-yard line. However, Kansas City would be forced to settle for a 27-yard FG. Miami would answer on its next possession as K Pete Stoyanovich nailed an at the time NFL postseason-record 58-yard FG to even the count at 3-3.

However, Stoyanovich would come up short on a 57-yard attempt later in the second quarter, setting the Chiefs up with good field position. Kansas City capitalized as DeBerg floated a 26-yard scoring aerial to WR Stephone Paige putting the Chiefs ahead 10-7 with 1:54 left in the half. Paige would finish the day with 142 receiving yards, the highest postseason total in team history at the point. Meanwhile, DE Neil Smith – who had 1.5 sacks on the day – preserved the lead by stripping Marino on Miami's next possession.

Kansas City dominated the third quarter, but only managed to extend its lead to 16-3. Poised with second-and-goal at the Miami three-yard line, DeBerg was flagged for intentional grounding and the club settled for a 25-yard FG. S Deron Cherry blasted the ball loose from WR Mark Duper on Miami's next play, giving Kansas City the ball at the Dolphins 29-yard line. But once again, the Chiefs could not strike paydirt and would leave Miami territory with only a 38-yard Lowery FG to show for their efforts.

Marino then began his comeback bid. A 10-play, 66-yard march culminated with a one-yard TD toss to FB Tony Paige as the Dolphins moved the count to 16-10. After a 33-yard connection between DeBerg and WR Emile Harry moved Kansas City back into Miami territory, the Chiefs were forced to punt, setting up the Dolphins go-ahead drive which began with a key 37-yard pass over the middle to TE Ferrell Edmunds. Marino then capped the march with a six-yard TD pass to WR Mark Clayton that was nearly intercepted by CB Albert Lewis as the Dolphins took their first lead of the game at 17-16 with 3:28 remaining in the fourth quarter.

A 20-yard pass to Paige and a 26-yard run by RB Christian Okoye helped put the Chiefs at the Miami 26-yard line at the 2:00 warning. A controversial holding call on G Dave Szott nullified a 12-yard Okoye run on the next play, halting the club's momentum and setting the stage for Lowery's final field goal attempt, which came tantalizingly close to the crossbar.

- CHIEFS** — Lowery, 27-yard FG (9-28).
- DOLPHINS** — Stoyanovich, 58-yard FG (9-40).
- CHIEFS** — S. Paige, 26-yard pass from DeBerg (Lowery kick) (4-61).
- CHIEFS** — Lowery, 25-yard FG (11-63).
- CHIEFS** — Lowery, 38-yard FG (4-8).
- DOLPHINS** — T. Paige, 1-yard pass from Marino (Stoyanovich kick) (10-66).
- DOLPHINS** — Clayton, 12-yard pass from Marino (Stoyanovich kick) (11-85).

| TEAM STATISTICS | DOLPHINS | CHIEFS |
|-------------------------------------|----------|--------|
| First Downs | 23 | 15 |
| Total Net Yards | 311 | 367 |
| Rushes/Net Yards | 32/98 | 24/103 |
| Net Passing | 213 | 264 |
| Pass Attempts/Completions | 30/19 | 30/17 |
| Had Intercepted | 0 | 1 |
| Sacked/Yards Lost | 2/8 | 1/5 |
| Punts/Average | 3/39.7 | 4/35.0 |
| Penalties/Yards | 2/22 | 4/35 |
| Fumbles/Lost | 2/2 | 0/0 |

RUSHING

- CHIEFS** — Okoye 13-83; Word 9-13; McNair 2-7.
- DOLPHINS** — S. Smith 20-82; Logan 7-17; T. Paige 1-2; Marino 4-(-3).

RECEIVING

- CHIEFS** — S. Paige 8-142, TD; McNair 3-22; Harry 2-59; Roberts 2-26; R. Thomas 1-15; Hayes 1-5.
- DOLPHINS** — Clayton 5-66, TD; T. Paige 5-30, TD; Duper 3-36; Edmunds 2-49; S. Smith 2-22; Jensen 1-11; S. Martin 1-7.

PASSING

- CHIEFS** — DeBerg 17-30-269 1 TD, 1 INT.
- DOLPHINS** — Marino 19-30-221, 2 TDs, 0 INTs.

INTERCEPTIONS

- CHIEFS** — None.
- DOLPHINS** — Williams 1.0.

SACKS

- CHIEFS** — N. Smith 1.5; Cooper 0.5.
- DOLPHINS** — Griggs 1.0.

FIELD GOALS

- CHIEFS** — Lowery (27) (25) (38) 52S.
- DOLPHINS** — Stoyanovich (58) 57S.



Miami claims a 17-16 comeback win despite 142 receiving yards from WR Stephone Paige.





1991 AFC WILD CARD PLAYOFF GAME

Chiefs 10, Raiders 6

December 28, 1991 • Arrowhead Stadium • 75,827



LOS ANGELES 0 3 3 0 — 6
 KANSAS CITY 0 7 0 3 — 10

It took 19 years, but the Chiefs finally had an opportunity to officially christen Arrowhead Stadium with a playoff game. Fittingly, that contest came against Kansas City's most heated rival, the Raiders. The Chiefs had defeated the Raiders 27-21 just six days earlier at the L.A. Coliseum in the final regular season game for the right to play at home in the first week of the playoffs. Kansas City made the most of that opportunity by recording a 10-6 win over the Raiders, marking the club's first playoff victory since Super Bowl IV.

The Chiefs imparted a familiar recipe for success – solid defense and a bruising ground game. Kansas City's defense forced six turnovers and limited the Silver and Black to just two field goals, while RB Barry Word pummeled the Raiders with 33 carries for a then team postseason-record 130 yards.

Word pounded away at the Raiders all day, a trend that began early. Kansas City won the toss and consumed 11:56 off the clock, thanks to a drive that featured 12 runs by Word. The Chiefs drove as deep as the 15-yard line, but K Nick Lowery's 33-yard FG was wide left, leaving the scoreboard empty.

S Deron Cherry registered the first of his two INTs on the game on the Raiders first possession. QB Todd Marinovich would be picked off four times by the Kansas City defense and his first errant throw would give Kansas City possession at the Raiders 24-yard line. But again, Lowery would misfire, this time on a 47-yard FG attempt.

A wild barrage of turnovers then ensued. Chiefs LB Derrick Thomas stripped Marinovich, but QB Steve DeBerg promptly threw an INT on Kansas City's next possession. After a Raiders punt, RB Harvey Williams put the ball on the ground for Kansas City, but Cherry registered another INT which he returned to the 11-yard line. DeBerg would hit WR Fred Jones for the game's only touchdown on the next play as the Chiefs took a 7-0 lead.

Raiders RB Nick Bell finished the game with 107 ground yards and was the club's primary weapon on a 10-play, 65-yard drive that ended with a 32-yard K Jeff Jaeger FG that closed the gap to 7-3 just before intermission.

The first half passing numbers for both squads were equally unimpressive. Marinovich completed just three passes for 47 yards, while DeBerg hit on seven passes for 71 yards. Wisely, both clubs turned to the ground game in the second half. The Raiders gave the ball to Bell eight times on their initial possession of the third quarter, but would have to settle for a 26-yard FG to close the gap to 7-6.

Kansas City then capitalized on a Raiders fumble by handing the ball to Word nine times on a 13-play drive that netted an 18-yard FG to make the score 10-6 early in the fourth quarter. The Chiefs would pick off Marinovich on each of the Raiders final two drives to seal the franchise's first-ever home playoff victory.

- CHIEFS** — F. Jones, 11-yard pass from DeBerg (Lowery kick) (1-11).
- RAIDERS** — Jaeger, 32-yard FG (10-65).
- RAIDERS** — Jaeger, 26-yard FG (11-62).
- CHIEFS** — Lowery, 18-yard FG (13-61).

| TEAM STATISTICS | RAIDERS | CHIEFS |
|-------------------------------------|---------|--------|
| First Downs | 16 | 16 |
| Total Net Yards | 276 | 204 |
| Rushes/Net Yards | 30/152 | 39/131 |
| Net Passing | 124 | 73 |
| Pass Attempts/Completions | 23/12 | 14/9 |
| Had Intercepted | 4 | 1 |
| Sacked/Yards Lost | 2/16 | 2/16 |
| Punts/Average | 1/20.0 | 2/46.0 |
| Penalties/Yards | 9/75 | 3/20 |
| Fumbles/Lost | 2/2 | 2/1 |
| Possession Time | 29:28 | 30:32 |

RUSHING

- CHIEFS** — Word 33-130; Williams 2-4; Okoye 1-2; DeBerg 3-(-5).
- RAIDERS** — N. Bell 20-107; Allen 7-39; S. Smith 3-6.

RECEIVING

- CHIEFS** — R. Thomas 3-18; B. Jones 2-25; F. Jones 2-20, TD; Birden 1-18; Word 1-8.
- RAIDERS** — Brown 4-45; Horton 3-59; Fernandez 2-12; Gault 1-11; S. Smith 1-9; Allen 1-4.

PASSING

- CHIEFS** — DeBerg 9-14-89, 1 TD, 1 INT.
- RAIDERS** — Marinovich 12-23-140, 0 TDs, 4 INTs.

INTERCEPTIONS

- CHIEFS** — Cherry 2-46; Everett 1-23; Marts 1-7.
- RAIDERS** — Lott 1-35.

SACKS

- CHIEFS** — Martin 1.0; D. Thomas 1.0.
- RAIDERS** — Davis 2.0.

FIELD GOALS

- CHIEFS** — Lowery 33WL 47S (18).
- RAIDERS** — Jaeger (32) (26).



RB Barry Word produces 130 rushing yards in the first-ever playoff game at Arrowhead.





1991 AFC DIVISIONAL PLAYOFF GAME

Bills 37, Chiefs 14

January 5, 1992 • Rich Stadium • 80,182



KANSAS CITY 0 0 7 7 — 14
BUFFALO 7 10 7 13 — 37

Kansas City was coming off its first postseason victory since Super Bowl IV, but that triumph proved quite irrelevant as Buffalo pounded the Chiefs into submission early in a 37-14 win. The Bills raced out to a 17-0 halftime lead and salted the game away behind RBs Thurman Thomas and Kenneth Davis, who combined for 41 carries and 175 rushing yards. Defensively, Buffalo picked off back-up QB Marc Vlasic four times and held the Chiefs to just 213 yards of total offense as the Bills marched to their second straight AFC Championship Game.

After both teams traded a pair of punts to open the game, QB Jim Kelly hit a pair of completions to WR Don Beebe to put the Bills in scoring position. Kelly then fired a 25-yard pass to WR Andre Reed to give Buffalo a 7-0 advantage. Kansas City caught the game's first break when CB Eric Everett picked off Kelly early in the second quarter. But the Chiefs offense would go three-and-out. Four plays later, Kelly found Reed for a 53-yard scoring strike to make the count 14-0. Despite throwing three interceptions himself, Kelly would finish the contest with 273 passing yards and three TDs.

S Deron Cherry picked off Kelly on Buffalo's next possession, but again, the Chiefs could not capitalize. The Bills would tack on a 33-yard K Scott Norwood field goal to end the first half with a 17-0 lead.

The second half wouldn't start much better for Kansas City. RB Harvey Williams fumbled on the club's first snap of the third quarter, but TE Jonathan Hayes would recover. The Chiefs wouldn't be as fortunate on the next play as Vlasic – who entered the game in the second quarter when starting QB Steve DeBerg was knocked out of the game with a hand injury – suffered the first of four second-half interceptions. Buffalo took over on the Chiefs 36-yard line and six plays later Kelly had the Bills ahead 24-0 after finding WR James Lofton for a 10-yard TD.

Vlasic would be picked off again on the Chiefs next drive, but LB Lonnie Marts returned the favor with an interception of his own to give Kansas City a ray of hope late in the third quarter. This time the Chiefs would get on the board as RB Barry Word bulled into the end zone from three yards out to cut the Buffalo margin to 24-7.

Thomas and Davis took it from there as the Bills methodically began grinding down the clock. After a Buffalo FG made it 27-7, Vlasic was picked off twice on his next three attempts. The Bills would turn those two miscues into 10 points as Buffalo took a commanding 37-7 lead with 4:57 left in the game.

Vlasic would hit WR Fred Jones on a 20-yard TD with 2:07 remaining to make it 37-14, but it was too little, too late as Buffalo recovered Kansas City's onside kick attempt and ran out the clock, ending the Chiefs postseason aspirations.



Bills QB Jim Kelly throws a pass against the Chiefs, finishing the game with three TDs and three INTs.

- BILLS** — Reed, 25-yard pass from Kelly (Norwood kick) (8-80).
- BILLS** — Reed, 53-yard pass from Kelly (Norwood kick) (4-69).
- BILLS** — Norwood, 33-yard FG (9-39).
- BILLS** — Lofton, 10-yard pass from Kelly (Norwood kick) (3-36).
- CHIEFS** — Word, 3-yard run (Lowery kick) (4-43).
- BILLS** — Norwood, 20-yard FG (14-68).
- BILLS** — Norwood, 47-yard FG (4-2).
- BILLS** — Davis, 5-yard run (Norwood kick) (6-33).
- CHIEFS** — F. Jones, 20-yard pass from Vlasic (Lowery kick) (8-75).

| TEAM STATISTICS | BILLS | CHIEFS |
|-------------------------------------|--------|--------|
| First Downs | 29 | 14 |
| Total Net Yards | 448 | 213 |
| Rushes/Net Yards | 46/180 | 24/77 |
| Net Passing | 268 | 136 |
| Pass Attempts/Completions | 35/23 | 29/14 |
| Had Intercepted | 3 | 4 |
| Sacked/Yards Lost | 1/5 | 1/10 |
| Punts/Average | 3/33.3 | 7/40.3 |
| Penalties/Yards | 6/40 | 10/59 |
| Fumbles/Lost | 0/0 | 3/0 |
| Possession Time | 34:09 | 25:51 |

RUSHING

- CHIEFS** — Word 15-50, TD; Williams 8-24; McNair 1-3.
- BILLS** — T. Thomas 22-100; Davis 19-75, TD; Reed 1-6; Kelly 1-2; Reich 3-(-3).

RECEIVING

- CHIEFS** — McNair 5-52; F. Jones 3-31, TD; Birden 2-19; Hayes 1-21; Barnett 1-20; B. Jones 1-2; R. Thomas 1-1.
- BILLS** — Beebe 6-77; McKeller 5-34; Reed 4-100, 2 TDs; T. Thomas 4-21; Lofton 3-34, TD; Edwards 1-7.

PASSING

- CHIEFS** — DeBerg 5-9-22, 0 TDs, 0 INTs; Vlasic 9-20-124, 1 TD, 4 INTs.
- BILLS** — Kelly 23-35-273, 3 TDs, 3 INTs; Reich 0-0-0, 0 TDs, 0 INTs.

INTERCEPTIONS

- CHIEFS** — Everett 1-15; Marts 1-12; Cherry 1-1.
- BILLS** — Jackson 2-6; Hicks 1-0; L. Smith 1-0.

SACKS

- CHIEFS** — D. Thomas 1.0.
- BILLS** — L. Smith 1.0.

FIELD GOALS

- CHIEFS** — None.
- BILLS** — Norwood (33) (20) (47).



1992 AFC WILD CARD PLAYOFF GAME

Chargers 17, Chiefs 0

January 2, 1993 • Jack Murphy Stadium • 58,278



KANSAS CITY 0 0 0 0 — 0
SAN DIEGO 0 0 10 7 — 17

Kansas City had defeated San Diego twice during the '92 regular season. However, that mattered little to the Chargers, who promptly dispatched the Chiefs from the playoffs by a 17-0 margin, marking the only shutout Kansas City has ever suffered in postseason play.

The two sides bludgeoned one another throughout a scoreless first half, but early on it appeared the game may feature its share of offensive fireworks. San Diego QB Stan Humphries hit WR Nate Lewis for a 39-yard gain on the game's first play from scrimmage. Then, after a pair of penalties, the Chargers were knocking on the door. But DE Neil Smith fell on a San Diego fumble at the 13-yard line to halt the scoring threat.

The Chiefs couldn't mount a serious scoring threat in the first half and couldn't move past the San Diego 40-yard line on their first five possessions. The Chargers didn't fare much better with only a fumble, a punt and a missed 52-yard FG to show on three trips into Kansas City territory. Still, San Diego did hold a slight 130-to-122 edge in total yardage heading into the locker room.

Kansas City's offensive struggles continued in the second half, as the club punted on its first two possessions. San Diego then broke the stalemate midway through the third quarter when the team's battering ram — RB Marion Butts — burst into the secondary en route to a 54-yard score, giving the Chargers a 7-0 lead. Butts finished the game with 15 carries for 119 yards.

Things went downhill from there for the Chiefs. On Kansas City's next offensive play, QB Dave Krieg had a pass tipped by DE Blaise Winter. Fellow DE Leslie O'Neal picked off the ball at the Kansas City 29-yard line, setting up a 34-yard FG from K John Carney to give San Diego a 10-0 advantage with 3:33 left in the third quarter.

While Kansas City's defense was good, forcing 5.0 sacks — including 1.5 by LB Derrick Thomas — San Diego's defense was even better, harassing Krieg all day and finishing the game with 7.0 sacks. Krieg got the Chiefs into Chargers territory on each of the next two drives, but was sacked 3.0 times on those two series, stifling any scoring possibilities.

San Diego then delivered an offensive blow on its next possession. Behind a steady diet of RB Eric Bieniemy, the Chargers mounted an 11-play, 91-yard drive that ate 5:32 off the clock. H-back Steve Hendrickson got a rare carry and bulled his way into the end zone from five yards out to give the home team a 17-0 lead with 4:57 left in the fourth quarter.

The knockout punch quickly followed when Chargers DT Shawn Lee stripped Krieg on Kansas City's next possession. San Diego recovered and took over with 3:52 remaining. The Chiefs would get the ball back one last time, but the results were the same as they had been all day as San Diego sacked Krieg one last time and secured a 17-0 victory.

CHARGERS— Butts, 54-yard run (Carney kick) (4-74, 1:57).
CHARGERS— Carney, 34-yard FG (4-9, 2:03).
CHARGERS— Hendrickson, 5-yard run (Carney kick) (11-91, 5:32).

| TEAM STATISTICS | CHARGERS | CHIEFS |
|-------------------------------------|----------|--------|
| First Downs | 18 | 17 |
| Total Net Yards | 342 | 251 |
| Rushes/Net Yards | 35/192 | 19/61 |
| Net Passing | 150 | 190 |
| Pass Attempts/Completions | 23/14 | 34/16 |
| Had Intercepted | 0 | 2 |
| Sacked/Yards Lost | 5/49 | 7/43 |
| Punts/Average | 6/43.8 | 8/45.0 |
| Penalties/Yards | 5/44 | 7/62 |
| Fumbles/Lost | 2/1 | 2/1 |
| Possession Time | 29:46 | 30:14 |

RUSHING

CHIEFS — Williams 12-35; McNair 3-18; Krieg 2-4; Word 2-4.
CHARGERS— Butts 15-119, TD; Bieniemy 13-38; Harmon 4-27; Hendrickson 1-5, TD; Bernstine 1-3; Humphries 1-0.

RECEIVING

CHIEFS — Birden 4-78; McNair 4-35; Davis 3-30; Hargain 2-46; M. Smith 1-28; Williams 1-11; Cash 1-5.
CHARGERS— Harmon 4-21; Walker 3-60; Miller 2-58; Butts 2-17; N. Lewis 1-39; Brennan 1-8; Bieniemy 1-(-4).

PASSING

CHIEFS — Krieg 16-34-233, 0 TDs, 2 INTs.
CHARGERS— Humphries 14-23-199, 0 TDs, 0 INTs.

INTERCEPTIONS

CHIEFS — None.
CHARGERS— Carrington 1-40; O'Neal 1-3.

SACKS

CHIEFS — Thomas 1.5; Bayless 1.0; A. Lewis 1.0; N. Smith 1.0; Griffin 0.5.
CHARGERS— O'Neal 2.5; Grossman 2.0; Lee 2.0; Winter 0.5.

FIELD GOALS

CHIEFS — None.
CHARGERS— Corney 52S (34).



San Diego stuffs the Chiefs offense, sacking QB Dave Krieg 7.0 times in a shutout win.



1993 AFC WILD CARD PLAYOFF GAME

Chiefs 27, Steelers 24 (OT)

January 8, 1994 • Arrowhead Stadium • 74,515



PITTSBURGH 7 10 0 7 0 — 24
KANSAS CITY 7 0 3 14 3 — 27

It took an extra session to settle the score in the initial postseason match-up between Kansas City and Pittsburgh, but the Chiefs would eventually prevail, 27-24. A blocked punt and the last-minute heroics of QB Joe Montana – who was making his first playoff appearance with Kansas City – helped the Chiefs send the game to overtime where K Nick Lowery's 32-yard FG was the difference in the franchise's first OT playoff contest since the '62 AFL Championship Game.

Pittsburgh head coach Bill Cowher had previously served as both a player and assistant coach under Marty Schottenheimer before taking over the fortunes of the Steelers. Early on, the pupil appeared to have the upper hand as Pittsburgh held a 17-7 halftime lead thanks to a pair of TD passes from QB Neil O'Donnell. WR Andre Cooper hauled one in from 10 yards out and WR Ernie Mills caught a 26-yarder with just 0:18 left in the first half.

Kansas City's lone score of the first half came when QB Dave Krieg – who made a brief appearance for an injured Montana – delivered a 23-yard TD completion to WR J.J. Birden in the first quarter. A 23-yard FG in the third quarter would cut the Pittsburgh lead to 17-10, setting the stage for a fantastic finish.

Montana guided the squad on a nine-play, 80-yard drive to open the fourth quarter, culminating with a two-yard TD trot by RB Marcus Allen, who was also making his initial postseason appearance with the Red and Gold. With the score tied at 17-17, O'Donnell answered with a nine-play, 74-yard drive, hitting TE Eric Green for a 22-yard score to put Pittsburgh back ahead with 4:11 left in regulation.

After Kansas City went three-and-out on its next possession, the Steelers had a chance to run out the clock when they got the ball back with 3:00 remaining. However, the Chiefs defense would hold, setting the stage for Kansas City's special teams to swing the momentum back in favor of the home squad. TE Keith Cash swatted down P Mark Royals' punt, which was recovered by WR Fred Jones who returned the ball to the Pittsburgh nine-yard line.

Facing fourth-and-goal from the seven with 1:48 left, the ever-cool Montana found WR Tim Barnett in the back of the end zone to even the count at 24-24. Kansas City's defense would force Pittsburgh three-and-out once again, giving Montana and the Chiefs one final shot in regulation, but a 43-yard FG attempt from Lowery sailed wide right with 0:13 remaining, sending the game to overtime.

Kansas City won the toss, but was unable to move the ball. Pittsburgh got to midfield before it was forced to punt, setting up one final drive by Montana. After starting on their own 20-yard line, Kansas City moved to midfield and was deep in Pittsburgh territory after Montana hit Cash on an 18-yard strike. Five plays later, Lowery took the field on third down and drove the game-winning 32-yard FG through the uprights with 3:57 showing on the clock.



K Nick Lowery looks on after kicking one of his three field goal attempts in the game.

- STEELERS** — Cooper, 10-yard pass from O'Donnell (Anderson kick) (9-66, 5:00).
- CHIEFS** — Birden, 23-yard pass from Krieg (Lowery kick) (7-75, 2:21).
- STEELERS** — Anderson, 30-yard field goal (15-63, 7:05).
- STEELERS** — Mills, 26-yard pass from O'Donnell (Anderson kick) (6-51, 0:37).
- CHIEFS** — Lowery, 23-yard FG (11-49, 5:11).
- CHIEFS** — Allen, 2-yard run (Lowery kick) (9-80, 5:18).
- STEELERS** — Green, 22-yard pass from O'Donnell (Anderson kick) (9-74, 4:47).
- CHIEFS** — Barnett, 7-yard pass from Montana (Lowery kick) (4-9, 0:46).
- CHIEFS** — Lowery, 32-yard FG (11-66, 5:59).

| TEAM STATISTICS | STEELERS | CHIEFS |
|-------------------------------------|----------|--------|
| First Downs | 21 | 28 |
| Total Net Yards | 369 | 401 |
| Rushes/Net Yards | 35/97 | 33/125 |
| Net Passing | 272 | 276 |
| Pass Attempts/Completions | 42/23 | 44/29 |
| Had Intercepted | 0 | 0 |
| Sacked/Yards Lost | 3/14 | 4/23 |
| Punts/Average | 7/38.3 | 6/44.8 |
| Penalties/Yards | 5/40 | 5/25 |
| Fumbles/Lost | 1/0 | 0/0 |
| Possession Time | 34:58 | 36:05 |

RUSHING

- CHIEFS** — Allen 21-67, TD; Anders 5-27; Montana 4-13; McNair 2-9, Jones 1-9.
- STEELERS** — L. Thompson 25-60; Hoge 6-27; Stone 3-11; O'Donnell 1-(-1).

RECEIVING

- CHIEFS** — Cash 7-56; Birden 6-72, TD; Allen 4-29; Anders 3-30; Barnett 3-30, TD; Davis 2-47; Hayes 2-11; Hughes 1-15; McNair 1-9.
- STEELERS** — Graham 7-96; Mills 4-60, TD; Hoge 3-43; Stone 3-36; L. Thompson 3-4; Green 2-37, TD; Cooper 1-10, TD.

PASSING

- CHIEFS** — Montana 28-43-276, 1 TD, 0 INTs; Krieg 1-1-23, 1 TD, 0 INTs.
- STEELERS** — O'Donnell 23-42-286, 3 TDs, 0 INTs.

INTERCEPTIONS

- CHIEFS** — None.
- STEELERS** — None.

SACKS

- CHIEFS** — N. Smith 2.0; Bayless 1.0.
- STEELERS** — G. Williams 3.0; Lloyd 1.0.

FIELD GOALS

- CHIEFS** — Lowery (23) 43WR (32).
- CHARGERS** — Anderson (30).





1993 AFC DIVISIONAL PLAYOFF GAME

Chiefs 28, Oilers 20

January 16, 1994 • Astrodome • 64,011



KANSAS CITY 0 0 7 21 — 28
HOUSTON 10 0 0 10 — 20

Kansas City pulled a huge upset over heavily-favored Houston to advance to its first-ever AFC Championship Game with a 28-20 victory at the Astrodome. The contest marked the Chiefs first road playoff win since claiming a 17-7 triumph at Oakland in the '69 AFL Championship Game.

Houston was the NFL's hottest team heading into the playoffs, owning 11 consecutive wins to close the regular season and showed no signs of cooling down after jumping out to a 10-0 lead in the first quarter over the Chiefs. An interception by CB Steve Jackson on Kansas City's first drive set up a 49-yard FG by K Al Del Greco, while an 11-play, 80-yard Oilers scoring march was capped by a two-yard RB Gary Brown TD run.

Houston's defense had proclaimed the Astrodome as "The House of Pain," but it was Kansas City's defense which began to inflict some damage, registering three sacks and forcing three fumbles in the second quarter alone. While the Chiefs offense couldn't capitalize, it would be a sign of things to come. Kansas City finished the game with a team playoff-record 9.0 sacks and seven forced fumbles, including a pair of sacks apiece by CB Albert Lewis, LB Derrick Thomas, S Bennie Thompson and DT Joe Phillips. Thomas and DE Neil Smith each had two forced fumbles, as well.

The Chiefs finally got on the board in the third quarter when QB Joe Montana threw a seven-yard TD pass to TE Keith Cash, who emphatically spiked the ball into a banner bestowed with the likeness of Oilers defensive coordinator Buddy Ryan. But Cash's exclamation point was nothing compared to the mayhem that would ensue in the fourth quarter.

Another interception by Houston led to a 43-yard FG that put the Oilers ahead 13-7. But the Chiefs grabbed their first lead of the day just three plays later with an 11-yard TD catch by WR J.J. Birden. On the Oilers next play from scrimmage, Thomas unleashed his patented sack-and-strip maneuver on RB Warren Moon with Chiefs DT Dan Saleaumua scooping up the loose ball at the Houston 20-yard line. This time Montana – who finished the contest with 299 yards – found WR Willie Davis for an 18-yard TD to push the Chiefs advantage to 21-13.

But the Oilers wouldn't go away. Moon – who compiled 306 yards on the day – promptly responded with a seven-yard scoring strike to WR Ernest Givins to keep Houston in it with the score 21-20. Kansas City would produce a one-two knockout combination on its next drive. Cash snared a 41-yard pass from Montana on a third-and-one situation from the Kansas City 30-yard line. Then, faced with third-and-two at the Houston 21-yard line, RB Marcus Allen burst through the middle of the line for a 21-yard TD dash to make the score 28-20.

A final sack from Thomas would all but seal the Oilers fate as the Chiefs turned "The House of Pain" into a house of horrors for Houston in the final NFL postseason game ever played in the Astrodome.

- OILERS** — Del Greco, 49-yard FG (4-8, 1:13).
- OILERS** — Brown, 2-yard run (Del Greco kick) (11-80, 6:30).
- CHIEFS** — Cash, 7-yard pass from Montana (Lowery kick) (7-71, 3:30).
- OILERS** — Del Greco, 43-yard FG (4-1, 1:59).
- CHIEFS** — Birden, 11-yard pass from Montana (Lowery kick) (2-71, 0:59).
- CHIEFS** — Davis, 18-yard pass from Montana (Lowery kick) (3-12, 0:42).
- OILERS** — Givins, 7-yard pass from Moon (Del Greco kick) (9-80, 4:09).
- CHIEFS** — Allen, 21-yard run (Lowery kick) (6-79, 1:40).

| TEAM STATISTICS | OILERS | CHIEFS |
|-------------------------------------|--------|--------|
| First Downs | 19 | 18 |
| Total Net Yards | 277 | 354 |
| Rushes/Net Yards | 14/39 | 18/71 |
| Net Passing | 238 | 283 |
| Pass Attempts/Completions | 43/32 | 38/22 |
| Had Intercepted | 1 | 2 |
| Sacked/Yards Lost | 9/68 | 2/16 |
| Punts/Average | 5/48.6 | 5/45.0 |
| Penalties/Yards | 3/63 | 7/51 |
| Fumbles/Lost | 7/2 | 0/0 |
| Possession Time | 35:42 | 24:18 |

RUSHING

- CHIEFS** — Allen 14-74, TD; Anders 1-0; Montana 1-(-1); Krieg 2-(-2).
- OILERS** — Moon 3-22; Brown 11-17, TD.

RECEIVING

- CHIEFS** — Birden 6-60, TD; Davis 5-96, TD; Cash 4-80, TD; Barnett 2-24; McNair 2-9; Allen 1-12; Hayes 1-9; F. Jones 1-9.
- OILERS** — Jeffires 9-88; Givins 7-63, TD; Wellman 6-80; Duncan 6-49; Brown 4-26.

PASSING

- CHIEFS** — Montana 22-38-299, 3 TDs, 2 INTs; Krieg 0-0-0, 0 TDs, 0 INTs.
- OILERS** — Moon 32-43-306, 1 TD, 1 INT.

INTERCEPTIONS

- CHIEFS** — Mincy 1-12.
- OILERS** — Jackson 1-14; Hoage 1-0.

SACKS

- CHIEFS** — Lewis 2.0; Phillips 2.0; D. Thomas 2.0; B. Thompson 2.0; N. Smith 1.0.
- OILERS** — Fuller 1.0; Lathon 1.0.

FIELD GOALS

- CHIEFS** — None.
- OILERS** — Del Greco (49) (43).



QB Joe Montana and WR J.J. Birden celebrate after an 11-yard fourth quarter touchdown pass.





1993 AFC CHAMPIONSHIP GAME

Bills 30, Chiefs 13

January 23, 1994 • Rich Stadium • 76,642



KANSAS CITY 6 0 7 0 — 13
BUFFALO 7 13 0 10 — 30

The Chiefs knew that they had to stop the run in order to dethrone the reigning three-time AFC Champion Buffalo Bills on their home turf. Unfortunately, the 229 rushing yards amassed by the Bills provided all that was necessary in a 30-13 AFC Championship Game setback at Rich Stadium. Although the Chiefs were outgained by just 51 yards (389 to 338), they allowed RB Thurman Thomas to gain 186 of Buffalo's 229 rushing yards.

Kansas City was in uncharted territory as the club was playing in its first-ever AFC title game and vying for its first Super Bowl appearance since '69, while the Bills were playing in an unprecedented fourth straight AFC Championship Game.

Neither team's offense was able to move the ball effectively at the start of the first quarter. Midway through the frame though, Thomas would start to get on track as his easy 12-yard TD scamper gave the Bills a 7-0 lead.

But Kansas City would answer. QB Joe Montana orchestrated a 10-play, 52-yard drive that culminated with a 31-yard FG by K Nick Lowery. S Bennie Thompson then forced Bills WR Russell Copeland to fumble on the ensuing kickoff. WR Fred Jones scooped up the loose ball, setting the stage for another 31-yard FG to cut Buffalo's lead to one as the first quarter came to a close.

The second quarter was all Buffalo as the club scored on three straight possessions, getting a three-yard TD run from Thomas and FGs of 23 and 25 yards from K Steve Christie. The Chiefs had a chance to cut into the lead as the half ended, but a pass by Montana slipped through the hands of FB Kimble Anders, stationed in the end zone, and into the waiting arms of Buffalo S Henry Jones. The Bills took a 20-6 lead into the half as Thomas had already amassed 129 yards on the ground.

The Chiefs got the ball to open the second half, but three plays into the third quarter Montana was slammed to the turf by S Matt Darby and LB Darryl Talley, suffering a concussion on the play. Montana was sidelined for the remainder of a very chilly afternoon as QB Dave Krieg came off the bench.

With 2:58 left in the third quarter, Kansas City shaved the Bills lead to seven points with a 14-play, 90-yard drive that culminated in a one-yard plunge by RB Marcus Allen. But Buffalo countered with an 18-yard FG and a three-yard TD run by Thomas to make the count 30-13.

Kansas City's last legitimate comeback hope evaporated when Krieg was picked off at the goal line by CB James Williams with 3:23 left. Krieg would get the club as close as the Buffalo one-yard line on the Chiefs final drive, but it would not matter as time expired on Kansas City and its Super Bowl aspirations.

- BILLS** — T. Thomas, 12-yard run (Christie kick) (6-47, 1:52).
- CHIEFS** — Lowery, 31-yard FG (10-51, 4:45).
- CHIEFS** — Lowery, 31-yard FG (5-11, 1:35).
- BILLS** — T. Thomas, 3-yard run (Christie kick) (9-80, 3:37).
- BILLS** — Christie, 23-yard FG (10-41, 3:31).
- BILLS** — Christie, 25-yard FG (10-56, 3:55).
- CHIEFS** — Allen, 1-yard run (Lowery kick) (14-90, 7:18).
- BILLS** — Christie, 18-yard FG (14-79, 6:11).
- BILLS** — T. Thomas, 3-yard run (Christie kick) (8-52, 4:41).

| TEAM STATISTICS | BILLS | CHIEFS |
|-------------------------------------|--------|--------|
| First Downs | 30 | 22 |
| Total Net Yards | 389 | 338 |
| Rushes/Net Yards | 46/229 | 21/52 |
| Net Passing | 160 | 286 |
| Pass Attempts/Completions | 27/17 | 52/25 |
| Had Intercepted | 0 | 2 |
| Sacked/Yards Lost | 0/0 | 4/37 |
| Punts/Average | 4/33.3 | 6/40.8 |
| Penalties/Yards | 2/10 | 6/29 |
| Fumbles/Lost | 1/1 | 1/0 |
| Possession Time | 30:40 | 29:20 |

RUSHING

- CHIEFS** — Allen 18-50, TD; Anders 2-1; Montana 1-1.
- BILLS** — T. Thomas 33-186, 3 TDs; K. Davis 10-32; Reed 1-8; Kelly 2-3.

RECEIVING

- CHIEFS** — Cash 6-87; W. Davis 5-57; Birden 4-60; Allen 2-36; McNair 2-33; Hayes 2-14; E. Thompson 1-12; Hughes 1-11; Anders 1-7; Szott 1-6.
- BILLS** — Reed 4-49; Brooks 4-34; Metzelaars 4-29; T. Thomas 2-22; Beebe 2-19; McKeller 1-7.

PASSING

- CHIEFS** — Montana 9-23-125, 0 TDs, 1 INT; Krieg 16-29-198, 0 TDs, 1 INT.
- BILLS** — Kelly 17-27-160, 0 TDs, 0 INTs.

INTERCEPTIONS

- CHIEFS** — None.
- BILLS** — H. Jones 1-15; J. Williams 1-0.

SACKS

- CHIEFS** — None.
- BILLS** — Hansen 1.0; B. Smith 1.0; Talley 1.0; Wright 1.0.

FIELD GOALS

- CHIEFS** — Lowery (31) (31).
- BILLS** — Christie (23) (25) (18).



Bills WR Andre Reed catches a 28-yard pass from QB Jim Kelly in front of Chiefs BC Bruce Pickens.





1994 AFC WILD CARD PLAYOFF GAME

Dolphins 27, Chiefs 17

December 31, 1994 • Joe Robbie Stadium • 67,487



KANSAS CITY 14 3 0 0 — 17
MIAMI 7 10 10 0 — 27

In a game that proved to be the final contest of QB Joe Montana's legendary career, the Chiefs signal-caller provided a dramatic first-half showdown with fellow Western Pennsylvania native, Dolphins QB Dan Marino. But after these two legendary passers dueled to a 17-17 halftime tie, Miami pulled away in the second half behind Marino for a 27-17 victory.

The Chiefs outgained Miami by a 414 to 381 margin in total yardage, but a pair of second-half turnovers and a staunch Dolphins defense was too much to overcome. Neither club was able to mount a substantial pass rush as Chiefs LB Derrick Thomas recorded the game's only sack in his return to his South Florida hometown.

Both quarterbacks were nearly flawless in the first 30 minutes as Montana completed 12 of 15 passes for 178 yards and two TDs, while Marino hit on 14 of 16 attempts for 162 yards and one score as the two squads each scored on their first three possessions.

Montana started the shootout by guiding an exquisite 11-play, 80-yard drive that was capped with a one-yard play-action TD toss to TE Derrick Walker. Marino immediately answered with a nearly-identical, 10-play, 72-yard march that ended with a one-yard plunge by RB Bernie Parmalee to tie the score at 7-7.

Kansas City struck quickly on its next possession as Montana found FB Kimble Anders on a 67-yard screen pass that hit paydirt. The two clubs then traded field goals before Marino produced a monster 13-play, 80-yard drive that consumed 5:50 off the clock. A one-yard TD pass to TE Ronnie Williams with 0:22 remaining in the second quarter ended an exquisite half of football with the score deadlocked at 17-17.

Marino picked up right where he left off on the opening possession of the second half, putting the Dolphins ahead 24-17 on a seven-yard scoring strike to WR Irving Fryar. But this time the Chiefs and Montana could not answer, going three-and-out on their next two drives. Meanwhile, Miami tacked on a 40-yard FG from K Pete Stoyanovich to go up 27-17.

The Dolphins defense then clamped down in the fourth quarter. CB J.B. Brown picked off a Montana pass in the end zone to thwart a golden scoring opportunity, while S Michael Stewart forced a rare fumble by RB Marcus Allen as Kansas City crossed into Miami territory on its next possession.

Miami was then content to grind it out on the ground, consuming over five minutes off the clock before the Chiefs could regain possession. Montana managed to get Kansas City as close as the Dolphins 19-yard line before his final professional pass fell incomplete on fourth down as he attempted to find WR Willie Davis. He finished the game with 314 yards going 26-of-37 passing with two TDs and one interception, while Marino ended the day by completing 22 of 29 attempts for 257 yards with two TD passes and no interceptions.



TE Derrick Walker catches a one-yard touchdown pass from QB Joe Montana to open the game's scoring.

- CHIEFS** — D. Walker, 1-yard pass from Montana (Elliott kick) (11-80, 6:28).
- DOLPHINS** — Parmalee, 1-yard run (Stoyanovich kick) (10-72, 6:12).
- CHIEFS** — Anders, 57-yard pass from Montana (Elliott kick) (4-83, 1:40).
- DOLPHINS** — Stoyanovich, 40-yard FG (7-35, 3:25).
- CHIEFS** — Elliott, 21-yard FG (12-69, 6:03).
- DOLPHINS** — R. Williams, 1-yard pass from Marino (Stoyanovich kick) (13-80, 5:50).
- DOLPHINS** — Fryar, 7-yard pass from Marino (Stoyanovich kick) (6-64, 3:02).
- DOLPHINS** — Stoyanovich, 40-yard FG (10-59, 4:48).

| TEAM STATISTICS | DOLPHINS | CHIEFS |
|-------------------------------------|----------|--------|
| First Downs | 22 | 24 |
| Total Net Yards | 381 | 414 |
| Rushes/Net Yards | 31/132 | 23/100 |
| Net Passing | 249 | 314 |
| Pass Attempts/Completions | 29/22 | 37/26 |
| Had Intercepted | 0 | 1 |
| Sacked/Yards Lost | 1/8 | 0/0 |
| Punts/Average | 3/43.3 | 2/40.0 |
| Penalties/Yards | 6/50 | 4/15 |
| Fumbles/Lost | 0/0 | 3/1 |
| Possession Time | 27:30 | 32:30 |

RUSHING

- CHIEFS** — Allen 14-64; Anders 5-17; Hill 2-14; Montana 2-5.
- DOLPHINS** — Parmalee 18-57, TD; Spikes 9-49; McDuffie 1-19; Marino 2-4; Craver 1-3.

RECEIVING

- CHIEFS** — Anders 6-103, TD; Allen 5-49; Birden 4-56; Cash 3-38; D. Walker 3-27, TD; Dawson 3-21; Hill 1-11; Davis 1-9.
- DOLPHINS** — Fryar 6-71, TD; Craver 4-35; Parmalee 2-34; Jackson 2-29; M. Williams 2-28; McDuffie 2-25; Saxon 2-24; Miller 1-10; R. Williams 1-1, TD.

PASSING

- CHIEFS** — Montana 26-37-314, 2 TDs, 1 INT.
- DOLPHINS** — Marino 22-29-257, 2 TDs, 0 INTs.

INTERCEPTIONS

- CHIEFS** — None.
- DOLPHINS** — Brown 1-24.

SACKS

- CHIEFS** — Thomas 1.0.
- DOLPHINS** — None.

FIELD GOALS

- CHIEFS** — Elliott (21).
- DOLPHINS** — Stoyanovich (40) (40).





1995 AFC DIVISIONAL PLAYOFF GAME

Colts 10, Chiefs 7

January 7, 1996 • Arrowhead Stadium • 77,594



INDIANAPOLIS 0 7 3 0 — 10
KANSAS CITY 7 0 0 0 — 7

Frigid conditions, four turnovers and three missed field goals contributed to one of the most shocking upsets in Chiefs history as Kansas City (13-3) suffered a 10-7 loss to Indianapolis (9-7) at Arrowhead.

A kickoff temperature of 11 degrees and a wind chill of -9 seemingly did little to faze the dome-dwelling Colts. Indianapolis didn't lose any of its four fumbles and despite missing two field goals, the Colts still made one when it counted as Kansas City squandered a solid effort from its league-leading scoring defense.

The Chiefs got off to a promising start, putting together a five-play, 62-yard TD drive on their third possession of the game. That march culminated with a 20-yard scoring pass from QB Steve Bono to WR Lake Dawson to give Kansas City its only score of the day and a 7-0 lead.

Colts QB Jim Harbaugh then made arguably the biggest play of the game on Indianapolis' next possession. Facing third-and-11 at his own 22-yard line, Harbaugh scrambled for an 18-yard gain. The Colts would convert six times on either third or fourth down on the drive, including a five-yard TD catch by WR Floyd Turner on third down which capped an 18-play, 77-yard drive that ate 8:40 off the clock and tied the count at 7-7.

Indianapolis K Cary Blanchard was short on a 47-yard FG after a Kansas City fumble. Chiefs K Lin Elliott had a shot to put his team ahead with 0:12 left in the first half, but he was wide right from 35 yards out as the contest remained tied at halftime.

Kansas City boasted an NFL-best +12 turnover differential during the regular season and forced its only takeaway of the day when CB Mark Collins picked off Harbaugh. But just two plays later, Bono was intercepted by CB Ashley Ambrose, setting up a 30-yard Blanchard FG to put Indianapolis ahead 10-7 with 2:48 left in the third quarter.

Kansas City's defense kept it close in the final 15 minutes, but it was not enough. Elliott was wide right on a 39-yard FG to open the fourth quarter and Bono was picked off by LB Quentin Coryatt on the Chiefs next possession. Kansas City still appeared to have a shot when Blanchard's 49-yard FG fell short with 5:44 left in the game, but three plays later Bono was picked off by CB Eugene Daniel. However, the Chiefs defense held once again, setting the stage for one final drive with 4:12 remaining in the contest.

QB Rich Gannon came on in relief of Bono and took over at the Chiefs 18-yard line. He methodically moved the club downfield, converting three third downs, including a 14-yard scramble that put Kansas City at the Colts 25-yard line with 0:56 left. Gannon narrowly missed WR Lake Dawson in the end zone on third down, setting the stage for a final field goal attempt by Elliott from 42 yards out. But the kick sailed wide left as Indianapolis claimed a 10-7 victory and advanced to the AFC Championship Game.

- CHIEFS** — Dawson, 20-yard pass from Bono (Elliott kick) (5-62, 2:28).
- COLTS** — Turner, 5-yard pass from Harbaugh (Blanchard kick) (18-77, 8:40).
- COLTS** — Blanchard, 30-yard FG (9-35, 4:35).

| TEAM STATISTICS | COLTS | CHIEFS |
|-------------------------------------|--------|--------|
| First Downs | 16 | 15 |
| Total Net Yards | 249 | 281 |
| Rushes/Net Yards | 39/147 | 28/129 |
| Net Passing | 102 | 152 |
| Pass Attempts/Completions | 27/12 | 33/16 |
| Had Intercepted | 1 | 3 |
| Sacked/Yards Lost | 2/10 | 0/0 |
| Punts/Average | 6/36.5 | 4/36.8 |
| Penalties/Yards | 6/38 | 3/29 |
| Fumbles/Lost | 4/0 | 1/1 |
| Possession Time | 33:14 | 26:46 |

RUSHING

- CHIEFS** — Allen 21-94; Gannon 2-19; Anders 5-16.
- COLTS** — Warren 20-76; Harbaugh 9-48; Crockett 6-12; Humphrey 4-11.

RECEIVING

- CHIEFS** — Anders 7-44; Dawson 4-70, TD; Allen 2-21; Slaughter 2-10; Walker 1-7.
- COLTS** — Dawkins 4-37; Bailey 2-37; Warren 2-18; Turner 2-15, TD; Crockett 2-5.

PASSING

- CHIEFS** — Bono 11-25-122, 1 TD, 3 INTs; Gannon 5-8-30, 0 TDs, 0 INTs.
- COLTS** — Harbaugh 12-27-112, 1 TD, 1 INT.

INTERCEPTIONS

- CHIEFS** — Collins 1-0.
- COLTS** — Daniel 1-13; Coryatt 1-10; Ambrose 1-2.

SACKS

- CHIEFS** — Booker 1.0; N. Smith 1.0.
- COLTS** — None.

FIELD GOALS

- CHIEFS** — Elliott 35WR 39WL 42WL.
- COLTS** — Blanchard 47S (30) 49S.



LB Derrick Thomas, DE Neil Smith and the Chiefs can't overcome the combination of bone-chilling cold and Colts QB Jim Harbaugh.





1997 AFC DIVISIONAL PLAYOFF GAME

Broncos 14, Chiefs 10

January 4, 1998 • Arrowhead Stadium • 76,965



DENVER 0 7 0 7 — 14
KANSAS CITY 0 0 10 0 — 10

The two teams with the AFC's best regular season records squared off as Kansas City (13-3) and Denver (12-4) met for the first time in postseason play. The Chiefs boasted the NFL's top scoring defense (14.5 ppg), while the Broncos owned the league's number one scoring offense (29.5 ppg). But it was Denver that claimed a 14-10 victory in what would be the final contest of RB Marcus Allen's storied Hall of Fame career.

Kansas City outgained Denver by 303 to 272 total yards and held a +2 edge in the turnover column, but an inability to put points on the board in several key situations cost the Chiefs a chance to host the AFC Championship Game. After the two teams battled through a scoreless first quarter, Kansas City appeared to get on the board first, but was flagged for holding on a 34-yard FG by K Pete Stoyanovich, who had missed just one FG during the regular season. However, Stoyanovich's ensuing 44-yard attempt went wide left to leave the count at 0-0.

Denver QB John Elway then marched the Broncos on an eight-play, 65-yard scoring drive that culminated with a one-yard TD run by RB Terrell Davis, who would finish the game with 25 carries for 101 yards. Kansas City could not get back into scoring range, as the Broncos took a 7-0 lead into the intermission.

Chiefs QB Elvis Grbac opened the second half with a 34-yard pass to WR Andre Rison, who finished the day with 110 receiving yards. The game's most pivotal sequence would follow. Facing third-and-goal at the Denver three, Grbac connected with rookie TE Tony Gonzalez, who appeared to be forced out of the end zone by Broncos CB Darrien Gordon. However, the play was ruled an incompleteness, forcing the Chiefs to settle for a 20-yard FG to cut the gap to 7-3.

With Denver poised at the Kansas City 11-yard line on its next drive, Chiefs DE John Browning forced a fumble by RB Derek Loville to thwart a Broncos scoring opportunity. After both squads exchanged punts, Grbac found WR Joe Horn on a 50-yard strike to set up a 12-yard TD pass to Gonzalez, giving the Chiefs a short-lived 10-7 advantage. However, Davis found paydirt from one-yard out on the Broncos ensuing drive to retake the lead at 14-10.

Kansas City got as deep as the Denver 31-yard line on its next possession and lined up in field goal formation on fourth-and-six, but holder P Louie Aguiar ran with the ball and was tackled three yards short of a first down. Kansas City began its last possession with 4:04 left. Grbac found Rison for a 23-yard gain to move Kansas City to the Broncos 28 with 1:51 left as the Chiefs used their final time out. Facing fourth-and-two at the Denver 20-yard line with 0:19 remaining, Grbac's final pass into the end zone was batted down by Gordon as Denver held on to claim the 14-10 victory.

- BRONCOS** — T. Davis, 1-yard run (Elam kick) (8-65, 4:51).
- CHIEFS** — Stoyanovich, 20-yard FG (11-67, 5:18).
- CHIEFS** — Gonzalez, 12-yard pass from Grbac (Stoyanovich kick) (4-65, 1:35).
- BRONCOS** — T. Davis, 1-yard run (Elam kick) (6-49, 2:38).

| TEAM STATISTICS | BRONCOS | CHIEFS |
|-------------------------------------|---------|--------|
| First Downs | 16 | 18 |
| Total Net Yards | 272 | 303 |
| Rushes/Net Yards | 32/109 | 24/77 |
| Net Passing | 163 | 226 |
| Pass Attempts/Completions | 19/10 | 37/24 |
| Had Intercepted | 0 | 0 |
| Sacked/Yards Lost | 1/7 | 4/34 |
| Punts/Average | 6/36.2 | 5/46.4 |
| Penalties/Yards | 8/64 | 7/65 |
| Fumbles/Lost | 4/2 | 2/0 |
| Possession Time | 28:54 | 31:06 |

RUSHING

- CHIEFS** — Allen 12-37; Grbac 4-22; Anders 3-9; Bennett 3-4; Aguiar 1-3; Hill 1-2.
- BRONCOS** — T. Davis 25-101, 2 TDs; Griffith 4-9; Loville 2-0; Elway 1-(-1).

RECEIVING

- CHIEFS** — Rison 8-110; Popson 5-26; Gonzalez 3-26, TD; Dawson 2-20; Anders 2-4; Horn 1-50; Hughes 1-13; Allen 1-8; Vanover 1-3.
- BRONCOS** — McCaffrey 3-56; Sharpe 2-33; R. Smith 2-19; Carswell 1-26; Green 1-19; T. Davis 1-17.

PASSING

- CHIEFS** — Grbac 24-37-260, 1 TD, 0 INTs.
- BRONCOS** — Elway 10-19-170, 0 TDs, 0 INTs.

INTERCEPTIONS

- CHIEFS** — None.
- BRONCOS** — None.

SACKS

- CHIEFS** — Woods 1.0.
- BRONCOS** — N. Smith 2.0; A. Williams 2.0.

FIELD GOALS

- CHIEFS** — Stoyanovich 44WL (20).
- BRONCOS** — None.



QB John Elway and the Broncos do just enough to slip past the Chiefs at Arrowhead Stadium.





2003 AFC DIVISIONAL PLAYOFF GAME

Colts 38, Chiefs 31

January 11, 2004 • Arrowhead Stadium • 79,159



INDIANAPOLIS 14 7 10 7 — 38
KANSAS CITY 3 7 14 7 — 31

The NFL's top two scoring offenses and two of the game's brightest stars battled in an offensive shootout at Arrowhead in which Indianapolis prevailed by a 38-31 margin. RB Priest Holmes finished the game with a Chiefs single-game postseason record with 176 rushing yards and tied a club playoff record with two rushing TDs. Colts QB Peyton Manning was just as good, throwing for 304 yards with three scores and posting an impeccable 138.8 rating.

In a game that featured no punts, just one turnover and only five total penalties, Manning's nearly-perfect performance kept the Colts one step ahead of Kansas City all afternoon. It marked just the third time in NFL postseason history that neither team was forced to punt and was the first time it had occurred since the '82 NFL Playoffs. Kansas City would draw within seven points three times in the second half, but Manning always had an answer.

Manning, the NFL's Co-MVP, opened the game with a 29-yard TD pass to WR Brandon Stokley. Kansas City would answer with a 22-yard field goal from Morten Andersen when Holmes was stopped on third-and-goal from the three. However, Manning and company kept the pressure on with an 11-yard TD run from RB Edgerrin James for a 14-3 lead.

The Chiefs rallied back as Chiefs QB Trent Green found WR Dante Hall on a nine-yard TD, cutting the deficit to 14-10. However, the Colts put together another impressive march, as Manning again capped it with a two-yard TD strike to FB Tom Lopienski for a 21-10 lead.

The scoring torrent finally abated as the Chiefs failed to score on their final first-half possession, thanks to a 31-yard touchdown that was called back on an offensive pass interference call on TE Tony Gonzalez and a missed 31-yard field goal.

Holmes ripped off a 48-yard dash on the second play of the third quarter, but had the ball ripped loose by CB David Macklin who recovered the fumble at the Colts 22-yard line. Indianapolis would cash the turnover in with a 45-yard FG from K Mike Vanderjagt for a 24-10 lead.

Holmes would exact revenge on the Chiefs next drive as he accounted for 44 yards rushing and a one-yard TD dive. After a Manning-to-Reggie Wayne TD pass boosted the Colts margin to 31-17 late in the third quarter, WR Dante Hall responded by returning the ensuing kickoff 92 yards for his second TD of the game. Hall's 208 kickoff return yards on the day set a Chiefs single-game postseason record and were the third-highest total in NFL postseason history (now fifth most).

Indianapolis would answer with a one-yard TD from James, building an insurmountable 38-24 lead. The Chiefs made it interesting though as Holmes scored on a one-yard TD run with 4:22 remaining to make the score 38-31. But Kansas City's defense couldn't get the ball back until just 0:08 remained on the clock, leaving the Chiefs out of time for a comeback.



RB Priest Holmes rushed for a team record 176 yards and tied the franchise record with two rushing touchdowns.

- COLTS** — Stokley, 29-yard pass from Manning (Vanderjagt kick) (10-70, 5:40).
- CHIEFS** — Andersen, 22-yard field goal (11-73, 5:42).
- COLTS** — James, 11-yard run (Vanderjagt kick) (6-76, 3:01).
- CHIEFS** — Hall, 9-yard pass from Green (Andersen kick) (12-77, 7:02).
- COLTS** — Lopienski, 2-yard pass from Manning (Vanderjagt kick) (9-71, 4:06).
- COLTS** — Vanderjagt, 45-yard field goal (11-51, 5:08).
- CHIEFS** — Holmes, 1-yard run (Andersen kick) (8-55, 3:58).
- COLTS** — Wayne, 19-yard pass from Manning (Vanderjagt kick) (7-64, 3:38).
- CHIEFS** — Hall, 92-yard kickoff return (Andersen kick) (0-0, 0:13).
- COLTS** — James, 1-yard run (Vanderjagt kick) (10-81, 5:21).
- CHIEFS** — Holmes, 1-yard run (Andersen kick) (17-76, 6:52).

| TEAM STATISTICS | COLTS | CHIEFS |
|-------------------------------------|----------|---------|
| First Downs | 27 | 24 |
| Total Net Yards | 434 | 408 |
| Rushes/Net Yards | 32/142 | 30/196 |
| Net Passing | 292 | 212 |
| Pass Attempts/Completions | 30/22 | 30/18 |
| Had Intercepted | 0 | 0 |
| Times Sacked/Yards | 1.0/12.0 | 0.0/0.0 |
| Punts/Average | 0/0.0 | 0/0.0 |
| Penalties/Yards | 1/5 | 4/30 |
| Fumbles/Lost | 0/0 | 1/1 |
| Possession Time | 32:13 | 27:47 |

RUSHING

- CHIEFS** — Holmes 24-176, 2 TDs; Green 3-18; Morton 1-5; Blaylock 2-(-3).
- COLTS** — James 26-125, 2 TDs; Rhodes 5-18; Manning 1-(-1).

RECEIVING

- CHIEFS** — Holmes 5-32; Gonzalez 4-55; Kennison 3-50; Hall 2-19, TD; Boerigter 1-21; Morton 1-14; Blaylock 1-11; Richardson 1-10.
- COLTS** — Harrison 6-98; Wayne 6-83, TD; Stokley 4-57, TD; Pollard 3-41; James 1-16; Davenport 1-7; Lopienski 1-2, TD.

PASSING

- CHIEFS** — Green 18-30-212, 1 TD, 0 INTs.
- COLTS** — Manning 22-30-304, 3 TDs, 0 INTs.

INTERCEPTIONS

- CHIEFS** — None.
- COLTS** — None.

SACKS

- CHIEFS** — Truluck 1.0.
- COLTS** — None.

FIELD GOALS

- CHIEFS** — Andersen (22) 31WL.
- COLTS** — Vanderjagt (45).





2006 AFC WILD CARD PLAYOFF GAME

Colts 23, Chiefs 8

January 6, 2007 • RCA Dome • 57,215



KANSAS CITY 0 0 8 0 — 8
INDIANAPOLIS 6 3 7 7 — 23

The Chiefs fell behind 16-0 in an AFC Wild Card contest at Indianapolis and never could find the offensive rhythm to get back into the game, falling by a score of 23-8 at the RCA Dome. The Colts outgained the Chiefs by a 435 to 126 margin in total yards and limited Kansas City to just one-of-11 on third downs.

Despite a valiant defensive effort by Kansas City that held the Colts third-ranked offense out of the end zone for over 40 minutes, Indy shut down the Chiefs offensive attack. The Colts dominated nearly every category of the first half, but Kansas City's defense kept them in the game by forcing three QB Peyton Manning Interceptions and relinquishing three first-half FGs, instead of TDs.

The Chiefs went threeand out on each of their six first-half possessions and the Colts capitalized on three of their ensuing drives. On Indianapolis' first drive, rookie RB Joseph Addai ripped off runs of 10 and nine yards to set up a 48-yard field goal.

On the Colts second drive, Manning and WR Marvin Harrison converted on third-and-eight with a 42-yard pass to the Chiefs 25-yard line. Indianapolis would reach the Kansas City one-yard line, but like they did on the first drive the Chiefs defense forced them to settle for a 19-yard K Adam Vinatieri field goal and a 6-0 lead.

The Chiefs squandered a golden opportunity to take the lead in the second quarter. CB Ty Law – who was no stranger to the playoffs with 13 postseason starts – intercepted Manning for his fifth postseason interception and returned it to the Colts nine-yard line. RB Larry Johnson ran the ball to the two, setting up third-and-goal. However QB Trent Green fell on third down after being stepped on as he pulled from center. Things got worse for Kansas City when K Lawrence Tynes' 23-yard field goal try hit the left upright, leaving the score at 6-0.

Kansas City dodged another bullet when rookie S Jarrad Page picked off Manning at the Kansas City two-yard line with 1:50 left in the first half. However, once again, the Chiefs offense couldn't move the ball and the Colts were able to sneak in a third field goal, this time from 50 yards out, to make it 9-0 at intermission.

Manning would throw his third Interception of the game on the opening possession of the second half, as Law snared his sixth postseason intercept, his fifth career playoff pickoff of Manning. The Chiefs couldn't convert the turnover into points and instead watched Indianapolis rattle off a 12-play, 89-yard TD drive. Manning completed four passes before Addai scored on a six-yard TD run to increase the Colts lead to 16-0.

With 3:38 remaining in the third quarter, the Chiefs finally notched their initial first down of the game on a six-yard pass from Green to TE Tony Gonzalez. That jump-started the offense as they would rattle off 60 yards en route to a Green-to-Gonzalez six-yard TD. A successful two-point conversion from Green to TE Kris Wilson cut the Colts lead to 16-8 after three quarters.

The one-possession deficit would not last long however as the Colts engineered a back-breaking, nine-play, 71-yard scoring drive that finished with a Manning-to-WR Reggie Wayne five-yard TD and moved Indianapolis ahead by a 23-8 margin.

The Chiefs still had hope with 4:00 left when they moved the ball to the Indy 26-yard line, but Green was sacked and stripped by DE Robert Mathis. Indianapolis would register its third turnover of the game on Kansas City's final possession, clinching the Colts 23-8 win.

- COLTS** — Vinatieri, 48-yard field goal (10-39, 4:51).
- COLTS** — Vinatieri, 19-yard field goal (10-68, 4:57).
- COLTS** — Vinatieri, 50-yard field goal (6-33, 0:50).
- COLTS** — Addai, 6-yard run (Vinatieri kick) (12-89, 6:56).
- CHIEFS** — Gonzalez, 6-yard pass from Green (Green-Wilson pass) (8-60, 4:06).
- COLTS** — Wayne, 5-yard pass from Manning (Vinatieri kick) (9-71, 4:52).

| TEAM STATISTICS | COLTS | CHIEFS |
|-------------------------------------|---------|----------|
| First Downs | 28 | 7 |
| Total Net Yards | 435 | 126 |
| Rushes/Net Yards | 40/188 | 17/44 |
| Net Passing | 247 | 82 |
| Pass Attempts/Completions | 39/31 | 24/14 |
| Had Intercepted | 3 | 2 |
| Times Sacked/Yards | 1.0/5.0 | 4.0/25.0 |
| Punts/Average | 2/38.0 | 6/52.3 |
| Penalties/Yards | 3/40 | 2/13 |
| Fumbles/Lost | 1/0 | 2/1 |
| Possession Time | 39:23 | 20:37 |

RUSHING

- CHIEFS** — L. Johnson 13-32; D. Hall 2-14; Bennett 1-1; Green 1-(-3).
- COLTS** — Addai 25-122, TD; Rhodes 13-68; Manning 2-(-2).

RECEIVING

- CHIEFS** — L. Johnson 5-29; Gonzalez 4-25, TD; Wilson 2-29; D. Hall 2-12; Bennett 1-12.
- COLTS** — Clark 9-103; Addai 7-26; Wayne 5-36, TD; Harrison 2-48; Rhodes 2-24; Moorehead 2-18; Utecht 2-17; Fletcher 1-(-4); Boiman 1-(-16).

PASSING

- CHIEFS** — Green 14-24-107, 1 TD, 2 INTs.
- COLTS** — Manning 30-38-268, 1 TD, 3 INTs; Smith 1-1-(-16), 0 TDs, 0 INTs.

INTERCEPTIONS

- CHIEFS** — Law 2-43; Page 1-12.
- COLTS** — Sanders 1-17; Bethea 1-16.

SACKS

- CHIEFS** — Surtain 1.0.
- COLTS** — Freney 2.0; McFarland 1.0; Mathis 0.5; Schobel 0.5.

FIELD GOALS

- CHIEFS** — Tynes 23LU.
- COLTS** — Vinatieri (48) (19) (50).



CB Ty Law records two interceptions of QB Peyton Manning in the game.





2010 AFC WILD CARD PLAYOFF GAME

Ravens 30, Chiefs 7

January 9, 2011 • Arrowhead Stadium • 72,190



BALTIMORE 3 7 13 7 — 30
KANSAS CITY 7 0 0 0 — 7

The Chiefs were within striking distance at halftime, trailing by only a 10-7 margin, but four second-half turnovers doomed Kansas City as Baltimore pulled away for a 30-7 victory. The Chiefs defense registered 4.0 sacks, including 2.0 from LB Tamba Hali.

The Chiefs won the toss, deferred to the second half and kicked off to open the game. Baltimore promptly moved down field and was poised with first and goal at the Chiefs one-yard line, but Kansas City's defense made a goal-line stand, rebuffing the Ravens on three straight plays. QB Joe Flacco's third-down pass was broken up by S Eric Berry, setting up a 19-yard K Billy Cundiff FG that gave Baltimore a 3-0 lead.

Kansas City went three and out on its opening drive. On Baltimore's ensuing possession, Hali recorded a sack and strip of Flacco and jumped on the ball, giving the Chiefs great field position at the Baltimore 46-yard line. Two plays later, RB Jamaal Charles reeled off a 41-yard TD scamper, the longest postseason TD run in team history, to put the Chiefs up 7-3 with 2:09 left in the first quarter.

On Kansas City's next possession, a Charles fumble set up Baltimore at their own 45, but Kansas City's defense held. The teams exchanged punts before Flacco and company again moved into Chiefs territory. A nine-yard TD pass from Flacco to RB Ray Rice put the Ravens up 10-7 with 0:19 left to play before halftime, capping an 11-play, 80-yard scoring drive.

On the third play of the third quarter, QB Matt Cassel's pass intended for TE Tony Moeaki was batted into the air and intercepted by S Haruki Nakamura. However, a hustling Charles stripped and recovered the ball at the Kansas City 32-yard line, giving the Chiefs a fresh set of downs.

Kansas City moved the ball to the Baltimore 33-yard line, but Charles was thrown for a four-yard loss on fourth and one. Cundiff knocked through a 29-yard FG on the Ravens ensuing drive, extending their lead to 13-7 with 6:36 left in the third quarter.

Chiefs WR Dexter McCluster fumbled the ball on Kansas City's ensuing possession, setting up Baltimore at the Chiefs 17-yard line. Cundiff connected on another 29-yard FG, putting the Ravens up 16-7 with 4:20 left in the third quarter.

Two plays later, Cassel's pass for Moeaki was intercepted by S Dawan Landry, putting the Ravens at the Kansas City 21-yard line. Flacco then hit WR Anquan Boldin in the back of the end zone for a four-yard TD pass, pushing the Ravens advantage to 23-7.

On the first play of Kansas City's next drive, Cassel fumbled the ball and it was recovered by the Ravens. Head Coach Todd Haley challenged the play and the ruling on the field was overturned to an incomplete pass. The Chiefs were eventually forced to punt. Ravens RB Willis McGahee delivered the game's final score as he broke free for a 25-yard TD, extending Baltimore's lead to 30-7 with 4:26 left in the game.

Kansas City took over at the 40-yard line after the Ravens kickoff went out of bounds. Cassel was sacked twice on the drive and his fourth-down pass was intercepted by CB Josh Wilson at the Baltimore 34-yard line. Baltimore was able to run out the clock to seal the victory.

- RAVENS** — Cundiff, 19-yard field goal (14-69, 5:59).
- CHIEFS** — Charles, 41-yard run (Succop kick) (2-46, 0:49).
- RAVENS** — Rice, 9-yard pass from Flacco (Cundiff kick) (11-80, 5:30).
- RAVENS** — Cundiff, 29-yard field goal (7-51, 3:02).
- RAVENS** — Cundiff, 29-yard field goal (4-6, 1:20).
- RAVENS** — Boldin, 4-yard pass from Flacco (Cundiff kick) (6-31, 2:59).
- RAVENS** — McGahee, 25-yard run (Cundiff kick) (15-80, 10:20).

| TEAM STATISTICS | RAVENS | CHIEFS |
|-------------------------------------|----------|----------|
| First Downs | 26 | 8 |
| Total Net Yards | 390 | 161 |
| Rushes/Net Yards | 40/142 | 19/108 |
| Net Passing | 248 | 53 |
| Pass Attempts/Completions | 34/25 | 18/9 |
| Had Intercepted | 0 | 3 |
| Times Sacked/Yards | 4.0/17.0 | 3.0/17.0 |
| Punts/Average | 2/31.0 | 3/51.0 |
| Penalties/Yards | 2/20 | 5/40 |
| Fumbles/Lost | 3/2 | 2/2 |
| Possession Time | 41:44 | 18:16 |

RUSHING

- CHIEFS** — Charles 9-82, TD; Jones 5-15; Cassel 3-6; McCluster 2-5.
- RAVENS** — Rice 17-57; McGahee 10-44, TD; Flacco 7-26; Parmele 4-13; McClain 1-1; Stallworth 1-1.

RECEIVING

- CHIEFS** — McCluster 4-17; Moeaki 1-22; Charles 1-15; Jones 1-8; Tucker 1-5; Curtis 1-3.
- RAVENS** — Heap 10-108; Boldin 5-64, TD; Rice 5-42, TD; McGahee 2-10; Houshmandzadeh 1-28; Mason 1-11; Dickson 1-2.

PASSING

- CHIEFS** — Cassel 9-18-70, 0 TDs, 3 INTs.
- RAVENS** — Flacco 25-34-265, 2 TDs, 0 INTs.

INTERCEPTIONS

- CHIEFS** — None.
- RAVENS** — Landry 1-9; Nakamura 1-3; Wilson 1-0.

SACKS

- CHIEFS** — Hali 2.0; Belcher 1.5; Jackson 0.5.
- RAVENS** — Suggs 2.0; Lewis 1.0.

FIELD GOALS

- CHIEFS** — None.
- RAVENS** — Cundiff (19) (29) (29).



RB Jamaal Charles scores a 41-yard TD, the longest scoring run in Chiefs playoff history.





2013 AFC WILD CARD PLAYOFF GAME

Colts 45, Chiefs 44

January 4, 2014 • Lucas Oil Stadium • 63,551



KANSAS CITY 10 21 10 3 — 44
INDIANAPOLIS 7 3 21 14 — 45

In their Wild Card matchup, the Chiefs fell one point short of the Colts in a 45-44 loss in Indianapolis, eliminating them from playoff contention. Kansas City broke numerous then club postseason records including most points scored in a game with 44 (now second most), most net yards with 513 (now second most), most touchdown passes with four (record is now six TDs) and most passing yards with 378 (record is now 406 yards), but the record-setting statistics were still not enough to top the Colts.

Kansas City came out of the gate with a 14-play, 6:49 drive that included a 16-yard Chiefs QB Alex Smith scramble from the pocket and resulted in a six-yard pass to WR Dwayne Bowe, putting the Chiefs up 7-0. RB Jamaal Charles suffered a concussion on the game's opening drive and would not return. The Colts answered with a quick push down the field and a 10-yard touchdown pass from QB Andrew Luck to WR T.Y. Hilton to tie the game at 7-7.

On the ensuing drive, Smith and Bowe connected on a 63-yard pass to land the Chiefs on the Indianapolis two-yard line. After not being able to convert on the first three attempts, Kansas City was forced to settle for a K Ryan Succop field goal to make the score 10-7.

The second quarter kicked off with a huge 79-yard touchdown pass on third-down from Smith catching Chiefs WR Donnie Avery in stride, increasing the Kansas City lead to 17-7. After the score, Chiefs LB Tamba Hali forced an Indianapolis fumble on first down and LB Justin Houston recovered it for seven yards to the Colts 17-yard line. This set Kansas City up for another score after Smith found FB Anthony Sherman for a five-yard shovel pass that was good for a 24-7 lead in favor of the Chiefs.

Indianapolis moved swiftly down the field on the next drive as Luck scrambled for 21 yards on 4th-and-1. K Adam Vinatieri booted a 37-yard field goal to make the score 24-10.

The next drive proved to be a slow and steady one for the Chiefs. Picking up six first downs, four of which were third-down conversions, the drive was capped off by a RB Knile Davis four-yard touchdown run up the middle to increase the Chiefs lead to 31-10. Before the first half came to a close, Kansas City CB Brandon Flowers picked off a Luck pass and returned it for 17 yards, the second takeaway by the Chiefs.

Indianapolis opened the second half with another Luck interception as S Husain Abdullah jumped a pass on the first play of the half, putting the ball at the Colts 18-yard line. Smith found Davis for a 10-yard touchdown pass, putting the Chiefs up 38-10.

The Colts' next drive included a 10-yard completion to Hilton, an 11-yard pass to RB Donald Brown and a 46-yard completion to WR Da'Rick Rogers with Luck bringing them to the Kansas City 10-yard line and Brown punching it in for 10 yards to bring the point total to 38-17.

After the Chiefs got the ball back, Colts LB Robert Mathis had a sack and strip on Smith with LB Kelvin Sheppard recovering the ball on Kansas City's only turnover of the day. Indianapolis was able to turn the fumble recovery into points after another Brown touchdown off of a three-yard connection with Luck, making the score 38-24.

After a Chiefs three-and-out, Abdullah picked off Luck for the second time, setting up a 42-yard Succop field goal, with the Chiefs' lead increasing to 41-24. The Colts fired right back with a drive that included a 25-yard pass to Brown, a 30-yard completion to WR LaVon Brazill and a 13-yard run by Brown to get them to the Chiefs 12-yard line. Luck then connected with TE Coby Fleener for a 12-yard touchdown to narrow the score to 41-31.

On the Colts' first drive of the fourth quarter, Luck recovered a fumble by his own team on the Kansas City five-yard line and dove into the end zone for an unconventional touchdown, narrowing the Chiefs' lead to 41-38. Kansas City responded with another Succop field goal, this one from 43 yards, making the score 44-38.

On the ensuing drive, Luck hit Hilton for a 64-yard touchdown on third-and-five, putting the Colts ahead 45-44 with 4:29 left to play. Kansas City moved down the field but was unable to convert on fourth down. Indianapolis was able to kneel for the last 1:55 of the game to move on to the divisional playoffs.

- CHIEFS** — Bowe, 6-yard pass from Smith (Succop kick) (14-82, 6:49).
- COLTS** — Hilton, 10-yard pass from Luck (Vinatieri kick) (7-74, 3:37).
- CHIEFS** — Succop, 19-yard field goal (7-73, 3:41).
- CHIEFS** — Avery, 79-yard pass from Smith (Succop kick) (3-79, 0:21).
- CHIEFS** — Sherman, 5-yard pass from Smith (Succop kick) (3-17, 1:23).
- COLTS** — Vinatieri, 37-yard field goal (12-61, 3:51).
- CHIEFS** — Davis, 4-yard run (Succop kick) (15-81, 7:23).
- CHIEFS** — Davis, 10-yard pass from Smith (Succop kick) (3-18, 1:15).
- COLTS** — Brown, 10-yard run (Vinatieri kick) (5-80, 1:52).
- COLTS** — Brown, 3-yard pass from Luck (Vinatieri kick) (5-41, 1:28).
- CHIEFS** — Succop, 42-yard field goal (4-4, 1:32).
- COLTS** — Fleener, 12-yard pass from Luck (Vinatieri kick) (6-80, 1:41).
- COLTS** — Luck, 2-yard fumble recovery (Vinatieri kick) (12-90, 4:02).
- CHIEFS** — Succop, 43-yard field goal (11-58, 5:02).
- COLTS** — Hilton, 64-yard pass from Luck (Vinatieri kick) (4-80, 1:15).

| TEAM STATISTICS | COLTS | CHIEFS |
|-------------------------------------|---------|----------|
| First Downs | 28 | 30 |
| Total Net Yards | 536 | 513 |
| Rushes/Net Yards | 19/100 | 32/150 |
| Net Passing | 436 | 363 |
| Pass Attempts/Completions | 45/29 | 46/30 |
| Had Intercepted | 3 | 0 |
| Times Sacked/Yards | 1.0/7.0 | 2.0/15.0 |
| Punts/Average | 1/51.0 | 2/39.0 |
| Penalties/Yards | 4/19 | 2/15 |
| Fumbles/Lost | 2/1 | 1/1 |
| Possession Time | 22:27 | 37:33 |

RUSHING

- CHIEFS** — Davis 18-67, TD; Smith 8-57; Charles 3-18; Gray 2-5; McCluster 1-3.
- COLTS** — Brown 11-55, TD; Luck 7-45; Richardson 1-0.

RECEIVING

- CHIEFS** — Bowe 8-150, TD; McCluster 7-52; Davis 7-33, TD; Hemingway 2-30; Fasano 2-6; Sherman 2-1, TD; Avery 1-79, TD; Jenkins 1-27.
- COLTS** — Hilton 13-224, 2 TDs; Fleener 5-46, TD; Brazill 4-54; Brown 4-47, TD; Whalen 2-26; Rogers 1-46.

PASSING

- CHIEFS** — Smith 30-46-378, 4 TDs, 0 INTs.
- COLTS** — Luck 29-45-443, 4 TDs, 3 INTs.

INTERCEPTIONS

- CHIEFS** — Abdullah 2-5; Flowers 1-17.
- COLTS** — None.

SACKS

- CHIEFS** — Houston 1.0.
- COLTS** — Mathis 1.0; Jean Francois 1.0.

FIELD GOALS

- CHIEFS** — Succop (19) (42) (43).
- COLTS** — Vinatieri (37).





2015 AFC WILD CARD PLAYOFF GAME

Chiefs 30, Texans 0

January 9, 2016 • NRG Stadium • 71,800



KANSAS CITY 7 6 7 10 — 30
HOUSTON 0 0 0 0 — 0

Kansas City's first postseason victory in 22 years began with a bang. Before many people at NRG Stadium were in their seats, RB Knile Davis returned the opening kickoff 106 yards for a touchdown - those seven points ended up being the only score the Chiefs would need. Davis' return was the longest kickoff return in AFC Wild Card history.

Prior to the 2015 season, the Chiefs most recent playoff victory came across the street from NRG Stadium in Houston, when the Chiefs defeated the Oilers in the 1993 Divisional Round at the Astrodome.

In the next three possessions, the two teams alternated turnovers, beginning with S Eric Berry intercepting a Brian Hoyer pass. Two plays later, Texans LB Brian Cushing picked off Alex Smith. As Houston was driving into Kansas City territory, DL Allen Bailey forced and recovered a Brian Hoyer fumble, making that two turnovers in three Texans possessions to begin the game.

Sandwiched on either side of a P Shane Lechler punt, K Cairo Santos booted two 49-yard field goals to push the Chiefs lead to 13-0 midway through the second quarter. Santos' 49-yard field goals marked the longest field goals in franchise postseason history at the time.

Following Santos' second field goal, Houston was inside the Kansas City red zone for the only time on the afternoon. After a direct snap to DE J.J. Watt at the Chiefs two-yard-line lost a yard on first down, Hoyer threw his second interception of the day, this time to LB Josh Mauga on second-and-goal from the Kansas City three-yard-line.

Houston's ensuing possession ended the same way the previous possession did. On the second play of the drive, and the first play following the two-minute warning, Hoyer's pass was intercepted by Marcus Peters - who, four weeks later, would go on to be named AP Defensive Rookie of the Year. Peters' interception was the fourth forced turnover of the half for the Kansas City defense. The Chiefs would go into halftime with a 13-0 lead on the AFC South Champions.

After forcing a Houston punt to open the second half, QB Alex Smith got the offense on the board for the second half, capping an 11-play, 89-yard drive with a nine-yard touchdown pass to rookie WR Chris Conley. The score was Smith's 10th career postseason touchdown.

Following another of Lechler's five punts, the Chiefs got in the end zone for the final time in the game. On the first play of the fourth quarter, FB/RB Spencer Ware took a handoff from five yards out to give the Chiefs a 27-0 lead.

The Texans subsequent drive ended in Kansas City territory after Hoyer recovered his own fumble on fourth down. Following a Chiefs punt seven plays later, Hoyer threw his fourth interception of the day, this time to CB Sean Smith at the Houston 34-yard-line.

Three plays later, Santos capped the Chiefs scoring on the afternoon, knocking in a 33-yard field goal to increase the Chiefs lead to 30-0.

The four interceptions by Kansas City was tied for the second-most interceptions ever recorded in a playoff game and the fourth time the Chiefs have recorded four or more interceptions in a single postseason contest.

The 30-0 shutout marked the first time in franchise history that the club had shut out an opponent in the postseason.

- CHIEFS** — Davis, 106-yard kickoff return (Santos kick).
- CHIEFS** — Santos, 49-yard field goal (5-27; 2:30).
- CHIEFS** — Santos, 49-yard field goal (6-40; 3:29).
- CHIEFS** — Conley, 9-yard pass from Smith (Santos kick) (11-94, 5:23).
- CHIEFS** — Ware, 5-yard run (Santos kick) (8-71, 4:13).
- CHIEFS** — Santos, 33-yard field goal (4-6, 2:13).

| TEAM STATISTICS | TEXANS | CHIEFS |
|-------------------------------------|----------|----------|
| First Downs | 14 | 18 |
| Total Net Yards | 226 | 314 |
| Rushes/Net Yards | 25/114 | 37/141 |
| Net Passing | 112 | 173 |
| Pass Attempts/Completions | 34/15 | 22/17 |
| Had Intercepted | 4 | 1 |
| Times Sacked/Yards | 3.0/24.0 | 3.0/17.0 |
| Punts/Average | 5/45.6 | 4/45.3 |
| Penalties/Yards | 4/29 | 5/52 |
| Fumbles/Lost | 2/1 | 0/0 |
| Possession Time | 25:35 | 34:25 |

RUSHING

- CHIEFS** — Ware 16-67, TD; Smith 5-27; West 8-26; Davis 4-12; Wilson 2-11; Daniel 2-(-2).
- TEXANS** — Blue 17-99; Grimes 4-15; Prosch 1-2; Hunt 1-0; Watt 1-(-1); Hoyer 1-(-1).

RECEIVING

- CHIEFS** — Kelce 8-128; Maclin 3-29; Wilson 2-9; West 1-9; Conley 1-9, TD; Sherman 1-3; Hammond Jr. 1-3.
- TEXANS** — Hopkins 6-69; Griffin 2-29; Grimes 2-12; Strong 1-17; Shorts III 1-5; Washington 1-3; Fiedorowicz 1-1.

PASSING

- CHIEFS** — Smith 17-22-190, 1 TD, 1 INT.
- TEXANS** — Hoyer 15-34-136, 0 TDs, 4 INTs.

INTERCEPTIONS

- CHIEFS** — Mauga 1-20; Smith 1-13; Peters 1-2; Berry 1-0.
- TEXANS** — Cushing 1-0.

SACKS

- CHIEFS** — Bailey 2.0; Howard 1.0.
- TEXANS** — Mercilus 3.0.

FIELD GOALS

- CHIEFS** — Santos (49) (49) (33).
- TEXANS** — None.



RB Knile Davis returned the opening kickoff 106 yards for a touchdown, the second-longest return in NFL Wild Card history.





2015 AFC DIVISIONAL PLAYOFF GAME

Patriots 27, Chiefs 20

January 16, 2016 • Gillette Stadium • 66,829



KANSAS CITY 3 3 7 7 — 20
NEW ENGLAND 7 7 7 6 — 27

The Chiefs most successful season in more than a decade came to an end in Foxborough, Mass., at the hands of the New England Patriots, falling 27-20.

QB Alex Smith's performance included a franchise postseason record 50 pass attempts, and his sixth postseason touchdown pass with Kansas City moved him into a tie, at the time, for second place in the club's record book.

New England opened the game by taking the opening kickoff and driving 80 yards, ending the possession with an eight-yard touchdown pass from QB Tom Brady to TE Rob Gronkowski.

Kansas City answered back right away, taking 8:31 off the clock on a 17-play, 64-yard drive, culminating in a 34-yard K Cairo Santos field goal, bringing the score to 7-3 after the first two possessions of the game.

Both teams alternated punts on the next four possessions. After a pass that resulted in a three-yard loss, Brady scrambled for 10-yards, ending at the Kansas City one yard line. New England challenged the ruling on the field, believing Brady broke the plane of the goal line. The ruling was upheld, but a quarterback sneak on the next play resulted in a touchdown, putting New England up 14-3.

As was the case following the Patriots' first touchdown, the Chiefs answered back right away. A 17-yard run from RB Charcandrick West and a 26-yard pass from Smith to WR Jason Avant put the Chiefs in field goal range, where Santos booted a 32-yard field goal with 0:12 remaining in the half.

The second half began for the Chiefs with a consistent mixture of Smith completions and West and Knile Davis rushes, moving the team into Patriots territory. On the 10th play of the drive, New England LB Chandler Jones forced a Davis fumble, recovered by LB Dont'a Hightower for the only turnover of the game by either team. Kansas City's momentum was stopped once Brady hit Gronkowski for the duo's second touchdown of the night, pushing the Chiefs deficit to 21-6.

Smith accounted for 72 of the team's 80 yards on the next drive, culminating in a 10-yard touchdown pass to WR Albert Wilson.

K Stephen Gostkowski kicked two field goals on New England's next two possessions - with a Chiefs punt in between - resulting in a 27-13 Patriots lead with 12:26 remaining in the game.

After a turnover on downs on Kansas City's next drive, New England punted, giving the ball back to the Chiefs at the 20-yard-line. Smith went six-of-11 for 60 yards on the drive, eventually marching the team to the one-yard-line where West ran into the end zone to bring the score to 27-20.

Kansas City failed to recover the ensuing onside kick, and on the second play of the possession, Brady completed a 12-yard pass to WR Julian Edelman, giving the Patriots a first down that would wrap up the game.

- PATRIOTS** — Gronkowski, 8-yard pass from Brady (Gostkowski kick) (11-80, 4:37).
- CHIEFS** — Santos, 34-yard field goal (17-64, 8:31).
- PATRIOTS** — Brady, 1-yard run (Gostkowski kick) (11-98, 5:36).
- CHIEFS** — Santos, 32-yard field goal (11-52, 3:11).
- PATRIOTS** — Gronkowski, 16-yard pass from Brady (Gostkowski kick) (5-69, 2:07).
- CHIEFS** — Wilson, 10-yard pass from Smith (Santos kick) (12-80, 6:12).
- PATRIOTS** — Gostkowski, 40-yard field goal (8-57, 2:26).
- PATRIOTS** — Gostkowski, 32-yard field goal (5-19, 2:06).
- CHIEFS** — West, 1-yard run (Santos kick) (16-80, 5:16).

| TEAM STATISTICS | PATRIOTS | CHIEFS |
|-------------------------------------|----------|---------|
| First Downs | 21 | 27 |
| Total Net Yards | 340 | 378 |
| Rushes/Net Yards | 14/38 | 32/135 |
| Net Passing | 302 | 243 |
| Pass Attempts/Completions | 42/28 | 50/29 |
| Had Intercepted | 0 | 0 |
| Times Sacked/Yards | 0.0/0.0 | 1.0/3.0 |
| Punts/Average | 3/42.0 | 3/35.7 |
| Penalties/Yards | 6/24 | 5/40 |
| Fumbles/Lost | 0/0 | 1/1 |
| Possession Time | 22:09 | 37:51 |

RUSHING

- CHIEFS** — West 17-61, TD; Smith 9-44; Davis 6-30.
- PATRIOTS** — Jackson 6-16; Edelman 1-11; Brady 6-6, TD; White 1-5.

RECEIVING

- CHIEFS** — Kelce 6-23; Wilson 5-57, TD; Conley 5-33; Avant 4-69; Maclin 2-23; West 2-15; Davis 2-13; Harris 1-10; Hammond Jr. 1-2; Sherman 1-1.
- PATRIOTS** — Edelman 10-100; Gronkowski 7-83, 2 TDs; LaFell 3-6; Martin 2-57; White 2-39; Amendola 2-18; Jackson 1-2; Bolden 1-(-3).

PASSING

- CHIEFS** — Smith 29-50-246, 1 TD, 0 INTs.
- PATRIOTS** — Brady 28-42-302, 2 TDs, 0 INTs.

INTERCEPTIONS

- CHIEFS** — None.
- PATRIOTS** — None.

SACKS

- CHIEFS** — None.
- PATRIOTS** — Jones 1.0.

FIELD GOALS

- CHIEFS** — Santos (34) (32).
- PATRIOTS** — Gostkowski (40) (32).



QB Alex Smith attempted 50 passes in the game, a Chiefs postseason record.



2016 AFC DIVISIONAL PLAYOFF GAME

Steelers 18, Chiefs 16

January 12, 2017 • Arrowhead Stadium • 76,765



PITTSBURGH 6 6 3 3 — 18

KANSAS CITY 7 0 3 6 — 16

The Chiefs had a successful season in 2016, finishing with a 12-4 record and an AFC West Championship. Unfortunately, it came to an end at the hands of the Pittsburgh Steelers, falling 18-16 in the Divisional Round of the AFC playoffs.

Pittsburgh won the coin toss and took the opening kickoff. The Steelers would go on an 11-play, 66-yard drive, aided by 25 rushing yards from RB Le'Veon Bell, that would end in a 22-yard Chris Boswell field goal.

Kansas City immediately answered back, taking only six plays to respond. QB Alex Smith went 4-for-4 during the drive, hitting TE Travis Kelce for a 21-yard gain before finding WR Albert Wilson for a five-yard touchdown pass to bring the score to 7-3.

The Chiefs and the Steelers would alternate possessions during the half, with Pittsburgh connecting field goal drives of seven and 14 plays, with the Steelers leading 9-7. Midway through the second quarter, S Eric Berry intercepted a pass from QB Ben Roethlisberger, intended for WR Antonio Brown in the end zone, halting a scoring threat.

As the second half began, the Chiefs received the ball after a 19-yard kick return by WR Tyreek Hill. The opening drive for the Chiefs was a three-and-out and on the Steelers ensuing possession Bell proved to be a key component. He began the drive with a 38-yard run bringing the Steelers into Chiefs territory. Bell carried the ball four times in the seven-play drive leading to the first score of the half, a 43-yard field goal by K Chris Boswell to extend the lead to 15-7.

Both teams traded punts on the next two possessions toward the end of the third quarter. On the Chiefs final possession of the third quarter, the offense strung together a seven-play drive with the help of QB Alex Smith's arm to get within field goal range. K Cairo Santos nailed a 48-yard field goal to bring the Chiefs closer, ending the quarter with a 15-10 score.

With the Chiefs trailing to begin the fourth quarter the Steelers opened with a 10-play, 45-yard drive. Roethlisberger threw for 43 yards to get the Steelers in field goal range. Boswell fired a 43-yard field goal, stretching the lead to 18-10 with 9:49 remaining.

Following Pittsburgh's score, the Chiefs got the ball and responded Smith would start the drive with a 24-yard completion to Kelce. Over the 13-play drive Smith would pass for 62 yards, leading to a one-yard touchdown run by RB Spencer Ware, bringing the Chiefs within two points. The Chiefs converted their first attempt at the two-point conversion, however the play was called back after a holding call on the offensive line. The Chiefs would fail the second attempt and kick off with 2:43 left, hoping to stop the Steelers from collecting a first down for a final chance to take the lead.

On third and three from their own 12-yard line, Roethlisberger connected with Brown on a seven-yard reception that would effectively end the game. The Steelers would kneel, running out the clock and winning by a final score of 18-16.

- STEELERS** — Boswell, 22-yard field goal (11-66, 5:22).
- CHIEFS** — Wilson, 5-yard pass from Smith (Stantos kick) (6-55, 3:29).
- STEELERS** — Boswell, 38-yard field goal (7-55, 2:18).
- STEELERS** — Boswell, 36-yard field goal (14-53, 6:30).
- STEELERS** — Boswell, 45-yard field goal (9-28, 4:08).
- STEELERS** — Boswell, 43-yard field goal (7-49, 3:42).
- CHIEFS** — Santos, 48-yard field goal (7-16, 2:50).
- STEELERS** — Boswell, 43-yard field goal (10-45, 5:21).
- CHIEFS** — Ware, 1-yard run (pass failed) (13-75, 7:06).

| TEAM STATISTICS | STEELERS | CHIEFS |
|-------------------------------------|-----------------|---------------|
| First Downs | 20 | 16 |
| Total Net Yards | 389 | 227 |
| Rushes/Net Yards | 34/171 | 14/61 |
| Net Passing | 218 | 166 |
| Pass Attempts/Completions | 31/20 | 34/20 |
| Had Intercepted | 1 | 1 |
| Times Sacked/Yards | 1/6 | 1/6 |
| Punts/Average | 1/35.0 | 4/45.8 |
| Penalties/Yards | 4/53 | 6/60 |
| Fumbles/Lost | 0/0 | 1/1 |
| Possession Time | 34:13 | 25:47 |

RUSHING

- CHIEFS** — Ware 8-35, TD; Hill 3-18; Smith 2-9; West 1-(-1).
- STEELERS** — Bell 30-170; Roethlisberger 4-1.

RECEIVING

- CHIEFS** — Kelce 5-77; Maclin 2-28; Hill 4-27; Conley 2-19; West 2-14; Wilson 2-3, TD; Sherman 1-3; Ware 2-1.
- STEELERS** — Brown 6-108; James 5-83; Rogers 5-27; Ayers 1-6; Hamilton 1-4; Bell 2-(-4).

PASSING

- CHIEFS** — Smith 20-34-172, TD, 1 INT.
- STEELERS** — Roethlisberger 20-31-224, 0 TDs, 1 INT.

INTERCEPTIONS

- CHIEFS** — Berry 1-0.
- STEELERS** — Shazier 1-1.

SACKS

- CHIEFS** — Ford 0.5; Jenkins 0.5.
- STEELERS** — Harrison 1.0.

FIELD GOALS

- CHIEFS** — Santos (48).
- STEELERS** — Boswell (22) (38) (36) (45) (43) (43).



RB Spencer Ware celebrates after scoring a one-yard touchdown in the fourth quarter.



2017 AFC WILD CARD PLAYOFF GAME

Titans 22, Chiefs 21

January 6, 2018 • Arrowhead Stadium • 73,319



TENNESSEE 0 3 7 12 — 22
KANSAS CITY 14 7 0 0 — 21

After a 10-6 season and another AFC West title, Kansas City hosted a playoff game for the second straight year. It was the first time in franchise history the Chiefs won back-to-back division titles.

The Chiefs hosted the Tennessee Titans at Arrowhead Stadium for an AFC Wild Card matchup. Kansas City would fall in a close contest, 22-21.

Tennessee won the coin toss and deferred to Kansas City with the Chiefs choosing to receive the opening kickoff. TE Travis Kelce managed a first down on the opening drive, but the Chiefs ended the possession in a punt.

In Tennessee's first possession, the Chiefs forced a three-and-out after an incomplete pass. Kansas City improved on its next drive, ending in a one-yard touchdown run by RB Kareem Hunt.

After another three and out by the Chiefs defense, Kansas City started with the ball at its own 24 yard line. Three completions by QB Alex Smith and a penalty resulted in a 13-yard touchdown pass to Kelce. The Chiefs led at the end of the first quarter 14-0.

The Titans took their next drive to midfield, but stalled and were forced to punt. The Chiefs and Titans would trade punts for the next two possessions.

With a little over 10 minutes remaining in the first half, Titans QB Marcus Mariota marched the offense down into Kansas City territory for the first time. But at the Kansas City 21 yard-line, CB Marcus Peters intercepted Mariota and returned the ball 28 yards. However, the Chiefs offense was not able to capitalize on the interception and punted to the Titans 21 yard line.

The Titans again chewed up yards, this time with several big runs from RB Derrick Henry. On 3rd-and-4 at the Chiefs 22-yard line, LB Derrick Johnson sacked Mariota on a blitz up the middle. The Titans still came away with a field goal, cutting the lead to 11.

Smith would then lead a masterful two-minute-drill, taking the Kansas City offense down the field in 1:52 and ending with a 14-yard touchdown pass to WR Demarcus Robinson. The Chiefs headed into halftime with a 21-3 lead.

The Titans received the ball to begin the third quarter and marched 91 yards for a touchdown where Mariota caught a tipped ball from himself and ran into the end zone.

With the Titans back within 11 points at 21-10, Kansas City could not get its offense back to form. The Chiefs gained life after recovering a Tennessee muffed punt, but missed the ensuing field goal attempt.

At the beginning of the fourth quarter, Henry scored a 35-yard rushing touchdown and Chiefs Head Coach Andy Reid called for a two-point conversion attempt. However, the attempt was no good, keeping the score to 21-16 Chiefs.

After another Kansas City punt, the Titans ran the ball down the field and gained the lead with a 22-yard touchdown pass to WR Eric Decker.

With their season on the line, the Chiefs drove into Titans territory but could not convert on fourth down at the Tennessee 44 yard line.

The Titans took the ball into the two-minute warning and managed to run the clock out to end the game, with the Chiefs falling 22-21.

- CHIEFS** — Hunt, 1-yard run (Butker kick) (6-81, 2:56).
- CHIEFS** — Kelce, 13-yard pass from Smith (Butker kick) (5-76, 3:24).
- TITANS** — Succop, 49-yard field goal (8-48, 4:02).
- CHIEFS** — Robinson, 14-yard pass from Smith (Butker kick) (9-79, 1:52).
- TITANS** — Mariota, 6-yard pass from Mariota (Succop kick) (15-91, 8:29).
- TITANS** — Henry, 35-yard run (pass failed) (6-62, 3:17).
- TITANS** — Decker, 22-yard pass from Mariota (pass failed) (11-80, 5:09).

| TEAM STATISTICS | TITANS | CHIEFS |
|-------------------------------------|--------|--------|
| First Downs | 23 | 19 |
| Total Net Yards | 397 | 325 |
| Rushes/Net Yards | 31/202 | 16/69 |
| Net Passing | 195 | 256 |
| Pass Attempts/Completions | 31/19 | 33/23 |
| Had Intercepted | 1 | 0 |
| Times Sacked/Yards | 2.0/10 | 4.0/8 |
| Punts/Average | 3/43.7 | 5/50.0 |
| Penalties/Yards | 8/50 | 8/68 |
| Fumbles/Lost | 2/1 | 0/0 |
| Possession Time | 32:28 | 27:32 |

RUSHING

- CHIEFS** — Hunt 11-42, TD; Hill 1-14; Smith 4-13.
- TITANS** — Henry 23-156, TD; Mariota 8-46.

RECEIVING

- CHIEFS** — Hill 7-87; Kelce 4-66, TD; Robinson 4-57, TD; Hunt 3-5; Wilson 2-26; Harris 2-22; West 2-1.
- TITANS** — Walker 6-74; Davis 4-35; Henry 2-35; Decker 2-21, TD; Smith 2-15; Matthews 1-15; Mariota 1-6, TD; Taylor 1-4.

PASSING

- CHIEFS** — Smith 24-33-264, 2 TDs, 0 INT.
- TITANS** — Mariota 19-31-205, 2 TDs, 1 INT.

INTERCEPTIONS

- CHIEFS** — Peters 1-28.
- TITANS** — None.

SACKS

- CHIEFS** — Houston 1.0; Johnson 1.0.
- TITANS** — Orakpo 1.5; Morgan 1.0; Williams 1.0; Woodyard 0.5.

FIELD GOALS

- CHIEFS** — Butker 48LU.
- TITANS** — Succop (49).



WR Demarcus Robinson scores a touchdown with eight seconds left in the first half.



2018 AFC DIVISIONAL PLAYOFF GAME

Chiefs 31, Colts 13

January 12, 2019 • Arrowhead Stadium • 76,765



INDIANAPOLIS 0 7 0 6 — 13

KANSAS CITY 14 10 0 7 — 31

The Kansas City Chiefs culminated the regular season with a Week 17 home victory over the AFC West Division rival Oakland Raiders to claim a division title for the third consecutive season. They also secured the top-overall seed in the AFC, earning them home field advantage throughout the playoffs.

The Chiefs hosted the Indianapolis Colts in the Divisional Round of the postseason on a snowy Sunday afternoon at Arrowhead Stadium. Indianapolis had defeated Houston in a road contest in the Wild Card Round of the playoffs one week prior, advancing them to the second round of the playoffs to take on the Chiefs.

Kansas City won the coin toss and deferred. This proved to be smart as Indianapolis received the opening kickoff and was met with a three-and-out offensive halt by the Chiefs defense. On the unit's first possession of the contest, the eventual AP NFL MVP, QB Patrick Mahomes led the Chiefs offense on a five-play, 90-yard scoring drive, capped off by a 10-yard rushing TD by RB Damien Williams to take an early lead.

The Chiefs defense executed a copy-and-paste on the following drive, as Indianapolis' second offensive possession ended the same as the first. The Chiefs offense stayed consistent as they drove the ball 70 yards in eight plays, ending with a WR Tyreek Hill 36-yard rush around the left end to give Kansas City a two-score lead in the first quarter.

After the defense stepped up again, Kansas City went on a 15-play, 6:54 drive that covered nearly seven minutes of action completed by a 39-yard FG by K Harrison Butker to take a 17-0 lead.

Looking for a spark, Indianapolis vigorously pursued a Chiefs punt. Colts LB Najee Goode blocked a P Dustin Colquitt punt and Colts WR Zach Pascal recovered the ball at the Kansas City two-yard line and stumbled into the end zone to put the Colts on the scoreboard.

For the fourth time of the contest, Kansas City's offense then orchestrated a 10-play, 75-yard scoring drive, in which Mahomes scrambled around the right end and dove for the pylon. Mahomes' rushing score gave the home team a 24-7 lead heading into the intermission.

After a failed fourth-down conversion attempt by Kansas City, copious exchanges of punts and a pair of lost fumbles, one by each team, the third quarter culminated with zero total points scored.

On Indianapolis' second possession of the final quarter, QB Andrew Luck found WR T.Y. Hilton on a 29-yard passing score to give the Colts their first offensive TD of the game. K Adam Vinatieri's ensuing PAT failed wide right, but Hilton's receiving score still narrowed the margin to 24-13.

Per game-long trend, Kansas City answered on the team's final offensive possession with a rushing score from six yards out by RB Darrel Williams. Butker connected on the PAT to draw the final score of 31-13, in favor of the Chiefs.

Kansas City nearly doubled the Colts in first downs, total net yards and time of possession and with the dominant win, the Chiefs advanced to their first AFC Championship Game since 1994 and Arrowhead Stadium would be set to host the annual bout for the first time in franchise history.

- CHIEFS — Dam. Williams, 10-yard run (Butker kick) (5-90, 3:00).
- CHIEFS — Hill, 36-yard run (Butker kick) (8-70, 3:04).
- CHIEFS — Butker, 39-yard field goal (15-53, 6:59).
- COLTS — Pascal, blocked punt recovery in end zone (Vinatieri kick).
- CHIEFS — Mahomes, 4-yard run (Butker kick) (15-91, 8:29).
- COLTS — Hilton, 29-yard pass from Luck (kick failed, wide right) (10-87, 3:04).
- CHIEFS — Dar. Williams, 6-yard run (Butker kick) (9-61, 3:08).

| TEAM STATISTICS | COLTS | CHIEFS |
|-------------------------------------|----------|----------|
| First Downs | 15 | 29 |
| Total Net Yards | 266 | 433 |
| Rushes/Net Yards | 14/87 | 33/180 |
| Net Passing | 179 | 253 |
| Pass Attempts/Completions | 36/19 | 41/27 |
| Had Intercepted | 0 | 0 |
| Times Sacked/Yards | 3.0/24.0 | 4.0/25.0 |
| Punts/Average | 7/48.3 | 4/27.5 |
| Penalties/Yards | 10/70 | 6/54 |
| Fumbles/Lost | 1/1 | 3/1 |
| Possession Time | 20:11 | 39:49 |

RUSHING

- CHIEFS — Dam. Williams 25-139, TD; Hill 1-36, TD; Dar. Williams 3-9, TD; Mahomes 3-8, TD; Watkins 1-(-2).
- COLTS — Mack 9-46; Hines 3-24; Luck 2-17.

RECEIVING

- CHIEFS — Hill 8-72; Kelce 7-108; Watkins 6-62; Dam. Williams 5-25; Dieter 1-11.
- COLTS — Ebron 5-51; Rogers 5-30; Hilton 4-60, TD; Inman 4-55, Pascal 1-7.

PASSING

- CHIEFS — Mahomes 41-27-278, 0 TD, 0 INTs.
- COLTS — Luck 36-19-203, 1 TD, 0 INTs.

INTERCEPTIONS

- CHIEFS — None.
- COLTS — None.

SACKS

- CHIEFS — Houston 2.0; Ford 1.0.
- COLTS — Moore II 2.0; Autry 1.0; Sheard 1.0.

FIELD GOALS

- CHIEFS — Butker (39).
- COLTS — None.



QB Patrick Mahomes dives for a touchdown giving the Chiefs a 17-point lead heading into halftime.



2018 AFC CHAMPIONSHIP GAME

Patriots 37, Chiefs 31 (OT)

January 20, 2019 • Arrowhead Stadium • 77,034



NEW ENGLAND 7 7 3 14 6 — 37
KANSAS CITY 0 0 7 24 0 — 31

Following the Chiefs performance featuring four rushing TDs in the Divisional Round against the Indianapolis Colts, the Chiefs turned around one week later to welcome the five-time Super Bowl Champion New England Patriots to Arrowhead Stadium with an opportunity to go to Super Bowl LIII on the line. This game marked the Chiefs first appearance in the American Football Conference's annual championship showdown in 25 years (1994), and their first time hosting the contest.

New England was coming off of an impressive Divisional Round victory of their own, scoring five TDs in the first half to beat the Los Angeles Chargers. The well-deserved win earned the Patriots a spot in the AFC Championship for the fifth consecutive season and a chance to appear in their third straight Super Bowl.

The visiting Patriots received the opening kickoff and put on an impressive display of offensive matriculation. New England's 15-play, 80-yard opening drive spanned 8:05 and was capped by RB Sony Michel punching it in from one yard out. New England's defense managed to hold Kansas City to a less than three-minute possession before being punted the ball and taking their second drive into the second quarter. The Chiefs benefitted from a LB Reggie Ragland interception, only to have an exchange of punts ensue.

The Patriots regained possession with 3:08 remaining in the opening half, scoring on a WR Phillip Dorsett receiving TD from QB Tom Brady with 0:33 remaining in the first half, eventually drawing the halftime tally to a 14-0 advantage in favor of the visiting Patriots. Coming out of the intermission, the Chiefs answered.

Kansas City QB Patrick Mahomes hit WR Sammy Watkins on a 54-yard catch on third-and-two to set up a TE Travis Kelce 12-yard TD reception to open the scoring for the Chiefs. Two possessions later, New England K Stephen Gostkowski connected on a 47-yard FG to advance the visitor's lead to double digits, 17-7 with 4:07 in the third quarter. 10 plays later, RB Damien Williams hit paydirt from one yard out for his second rushing TD of the postseason, pulling Kansas City to within a three-point margin. Two possessions after that, Williams' lightning struck twice, this time on a 23-yard TD pass from Mahomes, to give Kansas City a 21-17 lead with under eight minutes remaining in regulation.

On the following possession, Brady and the Patriots put together a 10-play, 75-yard drive that covered 4:13 to regain the lead off a Michel 10-yard TD rush, leaving 3:35 on the clock.

Mahomes and the Chiefs responded with a scoring drive of their own. RB Damien Williams capped off the series with his third TD of the game and fourth of the postseason to put the Chiefs back on top.

The Patriots used the two-minute warning and assembled a six-play drive capped with a rushing TD to regain the lead for the third time. With 0:39 remaining in regulation, Mahomes used two deep passes to set up a game-tying Harrison Butker FG and extend the contest into overtime.

New England won the toss and elected to receive, orchestrating a 13-play, 75-yard drive capped by RB Rex Burkhead punching it in from one yard out to defeat the Chiefs and advance to Super Bowl LIII.

- PATRIOTS** — Michel, 1-yard run (Gostkowski kick) (15-80, 8:05).
- PATRIOTS** — Dorsett, 29-yard pass from Brady (Gostkowski kick) (8-90, 2:41).
- CHIEFS** — Kelce, 12-yard pass from Mahomes (Butker kick) (4-74, 2:04).
- PATRIOTS** — Gostkowski, 47-yard field goal (6-8, 3:36).
- CHIEFS** — Dam. Williams, 1-yard pass from Mahomes (Butker kick) (9-75, 4:11).
- CHIEFS** — Dam. Williams, 23-yard pass from Mahomes (Butker kick) (2-23, 0:10).
- PATRIOTS** — Michel, 10-yard rush (Gostkowski kick) (10-75, 4:13).
- CHIEFS** — Dam. Williams, 2-yard run (Butker kick) (5-68, 1:29).
- PATRIOTS** — Burkhead, 4-yard run (Gostkowski kick) (6-65, 1:24).
- CHIEFS** — Butker, 39-yard field goal (4-48; 0:31).
- PATRIOTS** — Burkhead, 2-yard run (13-75; 4:52).

| TEAM STATISTICS | PATRIOTS | CHIEFS |
|-------------------------------------|-----------------|---------------|
| First Downs | 36 | 18 |
| Total Net Yards | 524 | 290 |
| Rushes/Net Yards | 48/176 | 12/41 |
| Net Passing | 348 | 249 |
| Pass Attempts/Completions | 46/30 | 31/16 |
| Had Intercepted | 2 | 0 |
| Times Sacked/Yards | 0.0/0.0 | 4.0/46.0 |
| Punts/Average | 2/37.5 | 5/43.4 |
| Penalties/Yards | 6/61 | 4/28 |
| Fumbles/Lost | 0/0 | 1/0 |
| Possession Time | 43:59 | 20:53 |

RUSHING

- CHIEFS** — Dam. Williams 10-30, TD; Mahomes 2-11.
- PATRIOTS** — Michel 29-113, 2 TDs; Burkhead 12-41, 2 TDs; White 6-23; Brady 1-(-1).

RECEIVING

- CHIEFS** — Dam. Williams 5-66, 2 TDs; Watkins 4-114; Kelce 3-23, TD; Hill 1-42; Robinson 1-27; Ware 1-21; Harris 1-2.
- PATRIOTS** — Edelman 7-96; Gronkowski 6-79; Hogan 5-45; White 4-49; Burkhead 4-23; Patterson 2-18; Dorsett 1-29, TD; Develin 1-9.

PASSING

- CHIEFS** — Mahomes 16-31-295, 3 TDs, 0 INT.
- PATRIOTS** — Brady 30-46-348, TD, 2 INTs.

INTERCEPTIONS

- CHIEFS** — Sorensen 1-24; Ragland 1-0.
- PATRIOTS** — None.

SACKS

- CHIEFS** — None.
- PATRIOTS** — Van Noy 2.0; Flowers 1.0; Guy 0.5; Simon 0.5.





2019 AFC DIVISIONAL PLAYOFF GAME

Chiefs 51, Texans 31

January 12, 2020 • Arrowhead Stadium • 73,503



HOUSTON 21 3 7 0 — 31
KANSAS CITY 0 28 13 10 — 51

Kansas City entered the 2019 postseason as the conference's second seed, earning a first-round bye for the second consecutive year. In a rematch of a 2019 regular season game that saw the Texans leave Arrowhead Stadium with a 31-24 win, Houston picked up where they left off taking an early lead in the AFC Divisional Game. By the start of the second quarter, the Texans had accumulated 24 points and left Kansas City scoreless.

Sparked by a 58-yard kickoff return by WR Mecole Hardman, QB Patrick Mahomes connected with RB Damien Williams for a 17-yard touchdown to get the Chiefs on the board. On the next defensive series, S Daniel Sorensen made a game-changing tackle on a fourth-down fake punt to set up the first of three consecutive touchdown passes to TE Travis Kelce. On the ensuing kickoff return, Sorensen and CB Alex Brown combined to force a Houston fumble, setting up Kelce's second TD of the quarter. After a 51-yard Houston field goal sailed wide right as the clock expired on the first half, the Chiefs offense dominated the second quarter. After another Mahomes to Kelce TD, the Chiefs had put up 28 unanswered points in less than five minutes of game time. Kansas City took a 28-24 lead into halftime.

In the third quarter, RB Damien Williams rattled off a pair of rushing touchdowns to cap off 85- and 77-yard drives, extending Kansas City's lead to 41-24. The Texans scored their final points of the day on a five-yard touchdown run by QB Deshaun Watson at the end of the third quarter.

Mahomes drove the Chiefs right down the field and found TE Blake Bell for an eight yard TD to ignite the fourth quarter. The Chiefs defense forced a Houston turnover on downs, setting up a 24-yard field goal from K Harrison Butker to extend the lead to 51-31.

The Chiefs etched themselves in the NFL and Chiefs record books, setting franchise records for most points scored in a postseason game in Chiefs history, as well as the franchise record for most touchdowns (seven). The 24-point deficit the Chiefs overcame tied for the fourth-largest comeback in a playoff game in NFL history, while the 28 unanswered points in the second quarter were tied for the third-most points scored by a team in the second quarter of a playoff game in NFL history at the time.

With five touchdown passes in the game, Mahomes set a new single-game franchise record and tied for the fourth-most touchdown throws in a postseason game in NFL history, behind the record of six. Kelce became the first player in the Super Bowl era to record three receiving touchdowns in a single quarter in a postseason game.

DE Frank Clark recorded 3.0 sacks in the game, tying for the most career postseason sacks in a game in franchise history, and tying for the fourth-most sacks in a single postseason game in NFL history.



TE Travis Kelce catches one of three touchdown passes in the second quarter against the Texans.

- TEXANS** — Stills, 54-yard pass from Watson (Fairbairn kick) (6-75, 3:01).
- TEXANS** — Johnson, 10-yard blocked punt return (Fairbairn kick).
- TEXANS** — Fells, 4-yard pass from Watson (Fairbairn kick) (2-6, 0:48).
- TEXANS** — Fairbairn, 31-yard field (9-38, 4:55).
- CHIEFS** — Dam. Williams, 17-yard pass from Mahomes (Butker kick) (2-42, 0:59).
- CHIEFS** — Kelce, 5-yard pass from Mahomes (Butker kick) (3-33, 0:23).
- CHIEFS** — Kelce, 6-yard pass from Mahomes (Butker kick) (3-6, 1:25).
- CHIEFS** — Kelce, 5-yard pass from Mahomes (Butker kick) (8-90, 2:03).
- CHIEFS** — Dam. Williams, 1-yard run (kick failed, wide left) (7-85, 3:36).
- CHIEFS** — Dam. Williams, 5-yard run (Butker kick) (6-77, 3:55).
- TEXANS** — Watson, 5-yard run (Fairbairn kick) (9-75, 4:15).
- CHIEFS** — Bell, 8-yard pass from Mahomes (Butker kick) (4-72).
- CHIEFS** — Butker, 24-yard field goal (7-52, 3:31).

| TEAM STATISTICS | TEXANS | CHIEFS |
|-------------------------------------|----------|---------|
| First Downs | 23 | 29 |
| Total Net Yards | 442 | 434 |
| Rushes/Net Yards | 21/94 | 21/118 |
| Net Passing | 348 | 316 |
| Pass Attempts/Completions | 52/31 | 35/23 |
| Had Intercepted | 0 | 0 |
| Times Sacked/Yards | 5.0/40.0 | 1.0/5.0 |
| Punts/Average | 3/45.7 | 4/30.8 |
| Penalties/Yards | 7/87 | 4/37 |
| Fumbles/Lost | 2/1 | 2/1 |
| Possession Time | 34:25 | 25:25 |

RUSHING

- CHIEFS** — Mahomes, 7-53; Dam. Williams 12-47, 2TDs; Watkins 1-14; Hill 1-4.
- TEXANS** — Hyde 13-44; Watson 6-37, TD; Johnson 1-11; Reid 1-2.

RECEIVING

- CHIEFS** — Kelce, 10-134, 3 TDs; Watkins 2-76; Hill 3-41; Dam. Williams 2-21, TD; Hardman 2-19; Bell 2-15, TD; Yelder 1-11; Robinson 1-4.
- TEXANS** — Hopkins 9-118; Fuller 5-89; STills 3-80, TD; Johnson 5-23; Fells 3-22, TD; Hyde 3-18; Carter 1-17; Jones 1-14; Thomas 1-7.

PASSING

- CHIEFS** — Mahomes 23-35-321, 5 TDs, 0 INTs. Watkins 0-0-0, 0 TDs, 0 INTs.
- TEXANS** — Watson 31-52-388, 2 TDs, 0 INTs. Stills 0-0-0, 0 TDs, 0 INTs.

INTERCEPTIONS

- CHIEFS** — None.
- TEXANS** — None.

SACKS

- CHIEFS** — Clark 3.0, Fenton 1.0, O'Daniel 1.0.
- TEXANS** — Conley 1.0.

FIELD GOALS

- CHIEFS** — Butker (24).
- TEXANS** — Fairbairn (31) 51WR.





2019 AFC CHAMPIONSHIP GAME

Chiefs 35, Titans 24

January 19, 2020 • Arrowhead Stadium • 73,656



TENNESSEE 10 7 0 7 — 24
KANSAS CITY 7 14 0 14 — 35

For the second-consecutive season, the Chiefs hosted the AFC Championship Game at Arrowhead Stadium for the opportunity to secure the Lamar Hunt Trophy in front of the team's home fans. In another rematch against an AFC South opponent that ended in a 2019 regular season loss, the Tennessee Titans visited Arrowhead and jumped out to a 10-0 lead behind a 30-yard field goal and a four-yard touchdown rush from RB Derrick Henry.

QB Patrick Mahomes found WR Tyreek Hill for the club's first score of the day on an eight-yard pass. The Chiefs fell behind by double digits for the second time in the game when Tennessee QB Ryan Tannehill found T Dennis Kelly for a one-yard touchdown pass on a tackle-eligible play.

Despite another double-digit first-half deficit, Mahomes connected with Hill for the second time, this time from 20 yards out to narrow the margin to 17-14 midway through the second quarter. After the Chiefs defense forced a Tennessee three-and-out and the offense took over inside the two-minute warning, Mahomes found TE Travis Kelce and WR Sammy Watkins for two 3rd-down conversions. Down by three and facing 2nd-and-10 with 23 seconds left in the first half, Mahomes scrambled for a 27-yard touchdown to put the Chiefs up 21-17 going into halftime.

After a scoreless third quarter, the Chiefs opened up the fourth quarter with a three-yard touchdown run from RB Damien Williams, giving him three rushing touchdowns in the 2019 postseason and four overall touchdowns.

DE Tanoh Kpassagnon recorded one of his 2.0 sacks on the ensuing drive, forcing a punt to give the Chiefs offense the ball back with just under 12 minutes left in the game. Facing 3rd-and-6, Mahomes connected with WR Sammy Watkins for a 60-yard touchdown pass that pushed the Chiefs lead to 35-17.

Tennessee went on to score a touchdown on a 22-yard pass from Tannehill to TE Anthony Firkser to cut into the Chiefs lead. After a Kansas City drive that took two minutes off the clock, the Chiefs defense applied heavy pressure on the Titans final drive as S Tyrann Mathieu broke up a third-down pass and DE Frank Clark sacked Tannehill for a 17-yard loss on 4th-and-6.

For the first time in franchise history, the Chiefs secured the Lamar Hunt Trophy as the AFC Champions and the club punched its ticket to the franchise's third Super Bowl, the first since the 1969 season.

With Hill's two first-half touchdown receptions, he and TE Travis Kelce became the first pair of teammates to each record a playoff game with multiple first-half receiving touchdowns in a single postseason since Colts wide receivers Marvin Harrison and Brandon Stokley accomplished the feat in 2003.



QB Patrick Mahomes dives across the goal line to cap his 27-yard touchdown rush at the end of the first half.

- TITANS** — Joseph, 30-yard field goal (8-58, 3:31).
- TITANS** — Henry, 4-yard run (Joseph kick) (9-58, 4:07).
- CHIEFS** — Hill, 8-yard pass from Mahomes (Butker kick) (10-74, 5:06).
- TITANS** — Kelly, 1-yard pass from Tannehill (Joseph kick) (15-75, 9:07).
- CHIEFS** — Hill, 20-yard pass from Mahomes (Butker kick) (5-63, 2:36).
- CHIEFS** — Mahomes, 27-yard run (Butker kick) (9-86, 1:40).
- CHIEFS** — Dam. Williams, 3-yard run (Butker kick) (13-73, 7:08).
- CHIEFS** — Watkins, 60-yard pass from Mahomes (Butker kick) (7-88, 4:21).
- TITANS** — Firkser, 22-yard pass from Tannehill (Joseph kick) (8-80, 3:15).

| TEAM STATISTICS | TITANS | CHIEFS |
|-------------------------------------|--------|--------|
| First Downs | 20 | 27 |
| Total Net Yards | 295 | 404 |
| Rushes/Net Yards | 23/85 | 27/112 |
| Net Passing | 210 | 292 |
| Pass Attempts/Completions | 32/22 | 35/23 |
| Had Intercepted | 0 | 0 |
| Times Sacked/Yards | 3/27 | 2/2 |
| Punts/Average | 3/46.3 | 3/40.7 |
| Penalties/Yards | 8/85 | 9/61 |
| Fumbles/Lost | 0/0 | 1/0 |
| Possession Time | 30:10 | 29:50 |

RUSHING

- CHIEFS** — Mahomes 8-53, TD; Dam. Williams 17-45, TD; Hill 1-7; Thompson 1-7.
- TITANS** — Henry 19-69, TD; Tannehill 3-11; Mariota 1-5.

RECEIVING

- CHIEFS** — Watkins 7-114, TD; Hill 5-67, 2 TDs; Dam. Williams 5-44; Kelce 3-30; Robinson 2-31; Hardman 1-8.
- TITANS** — Davis 5-65; Humphries 4-25; Brown 3-51; Smith 3-38; Henry 2-(-8); Hooker 1-28; Firkser 1-22, TD; Pruitt 1-9; Lewis 1-6; Kelly 1-1, TD.

PASSING

- CHIEFS** — Mahomes 23-35-294, 3 TDs, 0 INTs.
- TITANS** — Tannehill 21-31-209, 2 TDs, 0 INTs. Kern 1-1-28, 0 TDs, 0 INTs.

INTERCEPTIONS

- CHIEFS** — None.
- TITANS** — None.

SACKS

- CHIEFS** — Kpassagnon 2.0; Clark 1.0.
- TITANS** — Correa 1.0; Jones 0.5; Casey 0.5.

FIELD GOALS

- CHIEFS** — None.
- TITANS** — Joseph (30).





SUPER BOWL LIV
Chiefs 31, 49ers 20



February 2, 2020 • Hard Rock Stadium • 62,417

SAN FRANCISCO 3 7 10 0 — 20
KANSAS CITY 7 3 0 21 — 31

The Kansas City Chiefs squared off against the NFC Champion San Francisco 49ers in Super Bowl LIV at Hard Rock Stadium, the home of the Miami Dolphins, in Miami Gardens, Florida, on Sunday, February 2, 2020. It marked the club's third Super Bowl appearance (I, IV and LIV), but the first appearance for the club since winning Super Bowl IV against the Minnesota Vikings following the 1969 season.

The Chiefs went three-and-out on the game's opening drive and San Francisco got on the scoreboard first with a 38-yard K Robbie Gould field goal. The Chiefs then marched down the field and after a QB Patrick Mahomes scramble left the offense with a 4th-and-1, the Chiefs drew inspiration from the 1948 Rose Bowl between Michigan and USC, calling "Shift to Rose Bowl Right Parade" for RB Damien Williams to pick up four yards and a first down on the one-yard line. After being stopped on first down, Mahomes ran a speed option to the right and took the ball into the end zone to take the 7-3 lead.

On the following drive, CB Bashaud Breeland intercepted San Francisco QB Jimmy Garoppolo, setting up the chance for the Chiefs to extend their lead at the start of the second quarter. After reaching the red zone, Kansas City's drive stalled and K Harrison Butker connected on a 31-yard field goal to go up 10-3.

San Francisco evened the score at 10-10 in the second quarter after a string of five-consecutive plays that gained 10 or more yards, including a 15-yard touchdown pass from Garoppolo to FB Kyle Juszczyk. The Chiefs followed up with a punt on their next possession, and an offensive pass interference call against the 49ers stalled a late first-half drive, sending the teams to the locker room tied at 10-10.

San Francisco started the second half much the same way it started the game, taking its opening drive 60 yards before the Chiefs defense forced a 42-yard field goal. Facing 3rd-and-12 on the next drive, Mahomes threw an interception as LB Fred Warner picked off a pass intended for WR Tyreek Hill. The 49ers converted that into points as RB Raheem Mostert scored on a one-yard rush, giving San Francisco the 20-10 lead. With under three minutes left in the third quarter, the Chiefs were facing their third-straight double-digit postseason deficit.

As the Chiefs were driving to start the fourth quarter, a nine-yard sack set the offense back, and Mahomes threw a pass on 3rd-and-6 intended for Hill that was intercepted by S Tarvarius Moore.

The Kansas City defense stepped up and forced a San Francisco punt after the interception, and the offense got to work. Facing 2nd-and-15, Mahomes completed a 16-yard pass to Hill that was eventually overturned to an incomplete pass after a 49ers challenge. On 3rd-and-15, Mahomes completed a 44-yard pass to Hill on the now-fabled "Gun Trey Right 3 Jet Chip Wasp Y Funnel," or "Wasp" for short. On 3rd-and-10, Mahomes threw a pass to TE Travis Kelce that drew a defensive pass interference penalty, putting the ball on the one-yard line. Mahomes found Kelce for a one-yard touchdown pass on the next play to narrow the deficit to 20-17.

After a San Francisco three-and-out, the Chiefs took possession with just over five minutes left in the game. Highlighted by a 38-yard pass to WR Sammy Watkins, the drive was capped with a five-yard touchdown pass to RB Damien Williams, giving the Chiefs a lead they would not relinquish.

With San Francisco moving the ball in an attempt to take the lead, DE Frank Clark sacked Garoppolo for a nine-yard loss on 4th-and-10 with 1:25 left on the clock. Williams broke through the San Francisco defense on second down for a 38-yard touchdown run to extend the Chiefs lead to 31-20. DB Kendall Fuller then put the game on ice as he intercepted a last-ditch Garoppolo pass. The Chiefs were able to run out the clock to secure the club's second Super Bowl championship.

The 10-point fourth-quarter comeback tied for the second-largest comeback in Super Bowl history and the Chiefs became the first team to record three comebacks of at least 10 points in a single postseason in NFL history.

QB Patrick Mahomes was awarded the Pete Rozelle Trophy as MVP of the game. At 24 years and 138 days old, Mahomes became the youngest QB and the third-youngest player (Marcus Allen and Lynn Swann) to win the Super Bowl MVP award.

- 49ERS** — Gould, 38-yard field goal (10-62, 5:58).
- CHIEFS** — Mahomes, 1-yard run (Butker kick) (15-75, 7:26).
- CHIEFS** — Butker, 31-yard field goal (9-43, 4:36).
- 49ERS** — Juszczyk, 15-yard pass from Garoppolo (Gould kick) (7-80, 4:27).
- 49ERS** — Gould, 42-yard field goal (9-60, 5:31).
- 49ERS** — Mostert, 1-yard run (Gould kick) (6-55, 2:48).
- CHIEFS** — Kelce, 1-yard pass from Mahomes (Butker kick) (10-83, 2:40).
- CHIEFS** — Dam. Williams, 5-yard pass from Mahomes (Butker kick) (7-65, 2:26).
- CHIEFS** — Dam. Williams, 38-yard run (Butker kick) (2-42, 0:13).

| TEAM STATISTICS | 49ERS | CHIEFS |
|-------------------------------------|--------------|---------------|
| First Downs | 21 | 26 |
| Total Net Yards | 351 | 397 |
| Rushes/Net Yards | 22/141 | 29/129 |
| Net Passing | 210 | 268 |
| Pass Attempts/Completions | 31/20 | 42/26 |
| Had Intercepted | 2 | 2 |
| Times Sacked/Yards | 1/9 | 4/18 |
| Punts/Average | 2/43.0 | 2/50.0 |
| Penalties/Yards | 5/45 | 4/24 |
| Fumbles/Lost | 1/0 | 3/0 |
| Possession Time | 26:47 | 33:13 |

RUSHING

- CHIEFS** — Dam. Williams 17-104, TD; Mahomes 9-29, TD; Kelce 1-2; Thompson 1-0; Hardman 1-(-6).
- 49ERS** — Mostert 12-58, TD; Samuel 3-53; Coleman 5-28; Garoppolo 2-2.

RECEIVING

- CHIEFS** — Hill 9-105; Kelce 6-43, TD; Watkins 5-98; Dam. Williams 4-29, TD; Bell 1-9; Hardman 1-2.
- 49ERS** — Samuel 5-39; Kittle 4-36; Juszczyk 3-39, TD; Sanders 3-38; Bourne 2-42; Wilson 1-20; Coleman 1-3; Mostert 1-2.

PASSING

- CHIEFS** — Mahomes 26-42-286, 2 TDs, 2 INTs.
- 49ERS** — Garoppolo 20-31-219, TD, 2 INTs.

INTERCEPTIONS

- CHIEFS** — Breeland 1-1; Fuller 1-0.
- 49ERS** — Moore 1-7; Warner 1-3.

SACKS

- CHIEFS** — Clark 1.0.
- 49ERS** — Buckner 1.5; Bosa 1.0; Mitchell 0.5; Tartt 1.0

FIELD GOALS

- CHIEFS** — Butker (31).
- 49ERS** — Gould (38) (42).



WR Tyreek Hill converts a 3rd and 15 on "Gun Trey Right 3 Jet Chip Wasp Y Funnel," the first of three fourth-quarter touchdowns.



2019 WORLD CHAMPIONS



Front Row: Jody Fortson, Dustin Colquitt, Chad Henne, Harrison Butker, Matt Moore, General Manager Brett Veach, Head Coach Andy Reid, Chairman and CEO Clark Hunt, President Mark Donovan, Kyle Shurmur, Tyreek Hill, Demarcus Robinson, Gehrig Dieter, Byron Pringle.

Second Row: Lamar Hunt Jr., Sharron Hunt, Sammy Watkins, Patrick Mahomes, Mecole Hardman, Marcus Kemp, Keith Reaser, Morris Claiborne, Bashaud Breeland, Juan Thornhill, Armani Watts, Jordan Lucas, LeSean McCoy, Norma Hunt, Dan Hunt.

Third Row: Damien Williams, Rashad Fenton, Kendall Fuller, Elijah McGuire, Alex Brown, Darrel Williams, Tyrann Mathieu, Darwin Thompson, Charvarius Ward, Marcus Marshall, Spencer Ware, John Lovett, James Winchester, Anthony Sherman, Emmanuel Smith, Mike Weber.

Fourth Row: Dorian O'Daniel, Nick Keizer, Daniel Sorensen, Darron Lee, Demone Harris, Anthony Hitchens, Damien Wilson, Frank Clark, Ben Niemann, Reggie Ragland, Ryan Hunter, Stefan Wisniewski, Austin Reiter.

Fifth Row: Mike Pennel, Jackson Barton, Greg Senat, Mitchell Schwartz, Eric Fisher, Nick Allegretti, Martin Rankin, Cam Erving, Laurent Duvernay-Tardif, Andrew Wylie, Felton Davis, Blake Bell, Deon Yelder.

Sixth Row: Offensive Coordinator Eric Bieniemy, Special Teams Coordinator/Assistant Head Coach Dave Toub, Travis Kelce, Emmanuel Ogbah, Derrick Nnadi, Tanoh Kpassagnon, Devaroe Lawrence, Terrell Suggs, Chris Jones, Braxton Hoyett, Alex Okafor, Xavier Williams, Khaleke Saunders, Defensive Coordinator Steve Spagnuolo.

Seventh Row: Assistant Offensive Line Coach Corey Mattheai, Tight Ends Coach Tom Melvin, Pass Game Analyst/Assistant Quarterbacks Coach Joe Bleymaier, Wide Receivers Coach Greg Lewis, Special Teams Assistant Coach Rod Wilson, Quarterbacks Coach/Pass Game Coordinator Mike Kafka, Offensive Line Coach Andy Heck, Run Game Coordinator/Defensive Line Coach Brendan Daly, Linebackers Coach Matt House, Defensive Backs/Cornerbacks Coach Sam Madison, Linebackers/Outside Linebackers Coach Britt Reid, Running Backs Coach Deland McCullough, Defensive Backs Coach Dave Merritt, Vice President of Sports Medicine and Performance Rick Burkholder.

Eighth Row: Assistant Equipment Manager Chris Shropshire, Assistant Athletic Trainer Julie Frymyer, Assistant Athletic Trainer Tiffany Morton, Assistant Athletic Trainer David Glover, Assistant Athletic Trainer Evan Craft, Offensive Quality Control Coach David Girardi, Defensive Quality Control Coach Alex Whittingham, Strength and Conditioning Assistant Greg Carbin, Assistant Video Director Ken Radino, Video Assistant Josh Schmidt, Director of Video Operations Pat Brazil, Assistant to the Head Coach Porter Ellett, Strength and Conditioning Coach Barry Rubin, Equipment Director Allen Wright.

Ninth Row: Assistant Equipment Manager Cale Kirby, Defensive Assistant Connor Embree, Video Assistant Holt McKinney, Assistant Equipment Manager Jay White, Assistant Equipment Manager Kyle Crumbaugh, Strength and Conditioning Assistant Travis Crittenden, Defensive Quality Control Terry Bradden, Statistical Analysis Coordinator Mike Frazier, Strength and Conditioning Assistant Ryan Reynolds, Coaching Intern Dan Williams.





2020 AFC DIVISIONAL PLAYOFF GAME

Chiefs 22, Browns 17 January 17, 2021 • Arrowhead Stadium • 16,730



*Reduced capacity due to COVID-19

CLEVELAND 3 0 7 0 — 17
KANSAS CITY 6 13 3 0 — 22

Kansas City entered the 2020 postseason as the AFC's top seed, earning a first-round bye for the third-consecutive year. The Chiefs jumped out to an early 6-0 lead on a 10-play, 75-yard opening drive capped off by a one-yard rushing touchdown by QB Patrick Mahomes.

After a failed Chiefs PAT attempt, the Browns were able to cut the lead in half on the ensuing possession with a 46-yard field goal by K Cody Parkey. The drive stalled largely due to the first-career postseason sack by Chiefs rookie CB L'Jarius Sneed.

The Kansas City offense continued its hot start with a second-straight 75-yard drive, this time capped off by a 20-yard touchdown pass from Mahomes to TE Travis Kelce to give the Chiefs a 13-3 lead.

Chiefs K Harrison Butker was able to convert a 50-yard field goal later in the quarter to extend Kansas City's lead to 13 points with a score of 16-3. The 50-yarder marked what was at the time the longest field goal in Chiefs postseason history.

The Browns looked to gain momentum by making it a one-score game before the half as they marched down the field on the following possession. The drive ended with a huge swing in Kansas City's favor as S Daniel Sorensen made one of the biggest defensive plays of the season for the Chiefs. Browns QB Baker Mayfield connected with WR Rashard Higgins on a deep pass near the goal line, but as Higgins reached the ball out in attempt to break the plane, Sorensen delivered a strong hit to pop the ball out and force a fumble through the back of the end zone for a touchback and change of possession, preserving the 16-3 lead for the Chiefs.

The Chiefs offense worked efficiently on the next drive, going 70 yards in just over a minute and a half, setting up Butker to tack on another field goal to make the score 19-3 heading into halftime.

The Kansas City defense continued their strong performance after the intermission as S Tyrann Mathieu recorded his first-career postseason interception on the first drive of the second half.

However, just as everything seemed to be going Kansas City's way, the trajectory of the game changed dramatically. After a missed Chiefs field goal following the interception, Mayfield connected with WR Jarvis Landry on a touchdown pass to cap off a 77-yard drive for the Browns and cut the Chiefs lead to 19-10.

On the ensuing possession for the Chiefs, Mahomes took a hit around the head and neck area with 7:27 remaining in the third quarter. He came up off-balance and was forced to exit for the remainder of the contest as he entered the concussion protocol.

Mahomes was replaced by 35-year-old backup QB Chad Henne who was making his first-career postseason appearance. On Henne's first drive, he was able to move the Chiefs into field goal range and allow Butker to convert his third field goal of the day to give Kansas City a 22-10 lead.

The momentum fully swung in Cleveland's direction on the next possession as the Browns put together a long touchdown drive to close out the third quarter. The 18-play drive spanned 75 yards in over eight minutes, ending with RB Kareem Hunt punching it in from three yards out to make it a one-score game, 22-17, going into the final quarter.

Henne was picked off in the end zone by Browns S Karl Joseph on the following drive, setting Cleveland up with a touchback and a chance to take the lead late in the game.

The Kansas City defense stepped up to the plate and came up with a huge stop to preserve the lead and force Cleveland to punt the ball away with just over four minutes remaining in the game.

Henne and the Chiefs offense needed to come up with two first downs on the final drive to ice the game and advance to the AFC Championship Game. After moving the sticks once, Henne was sacked on the second set of downs to set up a 3rd-and-14 at the two-minute warning.

Following the pause in the action, it was Henne's turn to rise to the challenge as he made a play that will be remembered in Chiefs Kingdom forever. As he dropped back to pass on third down, the pocket collapsed and Henne escaped out to the left, scrambling toward the marker and

diving head-first for the line to gain. After a measurement, the ball was marked less than one yard shy of the first down and the Chiefs were faced with a fourth down with 1:14 remaining.

The Chiefs came out in a shotgun formation with three receivers split out wide to the right for the fourth down. After letting the play clock wind down, the ball was snapped and Henne connected with WR Tyreek Hill on a short out-route from the slot, good for five yards and the first down. After that, Henne was able to line up in victory formation and take a knee to send Kansas City into its third-consecutive AFC Championship Game.

Notably, Hill (110) and Kelce (109) both tallied 100+ receiving yards in the game, marking only the second time in franchise history that the Chiefs have had two 100+-yard receivers in a postseason game.

By completing 21-of-30 passes (70.0%) for 255 yards in the game, Mahomes (1,729) passed QB Len Dawson (1,497) for the most postseason passing yards in franchise history. But it was the late-game heroics by Henne that will be remembered and left Mahomes to write on Twitter following the game: "#HenneThingsPossible."

- CHIEFS** — Mahomes, 1-yard run (kick failed, wl) (10-75, 5:49).
- BROWNS** — Parkey, 46-yard field goal (12-47, 6:30).
- CHIEFS** — Kelce, 20-yard pass from Mahomes (Butker kick) (7-75, 3:53).
- CHIEFS** — Butker, 50-yard field goal (13-53, 6:29).
- CHIEFS** — Butker, 28-yard field goal (9-70, 1:32).
- BROWNS** — Landry, 4-yard pass from Mayfield (Parkey kick) (8-77, 4:38).
- CHIEFS** — Butker, 33-yard field goal (11-60, 5:05).
- BROWNS** — Hunt, 3-yard run (Parkey kick) (18-75, 8:17) (8-90, 2:03).

| TEAM STATISTICS | BROWNS | CHIEFS |
|-------------------------------------|---------|---------|
| First Downs | 21 | 24 |
| Total Net Yards | 308 | 438 |
| Rushes/Net Yards | 22/112 | 24/123 |
| Net Passing | 196 | 315 |
| Pass Attempts/Completions | 37/23 | 38/27 |
| Had Intercepted | 1 | 1 |
| Times Sacked/Yards | 1.0/8.0 | 1.0/6.0 |
| Punts/Average | 2/47.5 | 0/0.0 |
| Penalties/Yards | 3/25 | 7/55 |
| Fumbles/Lost | 1/1 | 0/0 |
| Possession Time | 29:23 | 30:37 |

RUSHING

- CHIEFS** — Williams 13-78; Mahomes 3-14, TD; Henne 2-12; Hill 3-9; Bell 2-6; Hardman 1-4.
- BROWNS** — Chubb 13-69; Hunt 6-32, TD; Mayfield 3-11.

RECEIVING

- CHIEFS** — Hill 8-110; Kelce 8-109, TD; Hardman 4-58; Williams 4-16; Pringle 2-14; Robinson 1-14.
- BROWNS** — Landry 7-20, TD; Higgins 5-88; Njoku 4-59; Hooper 2-16; Chubb 2-4; Peoples-Jones 1-23; Hunt 1-2; Mayfield 1-(-8).

PASSING

- CHIEFS** — Mahomes 21-30-255, TD, 0 INT; Henne 6-8-66, INT.
- BROWNS** — Mayfield 23-37-204, TD, INT.

INTERCEPTIONS

- CHIEFS** — Mathieu 1-17.
- BROWNS** — Joseph 1-0.

SACKS

- CHIEFS** — Sneed 1.0.
- BROWNS** — Garrett 1.0.

FIELD GOALS

- CHIEFS** — Butker (50) (28) 33LU (33).
- BROWNS** — Parkey (46).





2020 AFC CHAMPIONSHIP GAME

Chiefs 38, Bills 24 January 24, 2021 • Arrowhead Stadium • 16,993



*Reduced capacity due to COVID-19

BUFFALO.....9 3 3 9 — 24
KANSAS CITY.....0 21 10 7 — 38

The Chiefs became the first team in NFL history to host three consecutive AFC Championship Games as they took on the Buffalo Bills in front of their home crowd with a chance to hoist the Lamar Hunt Trophy for the second year in a row. The only other team in NFL history to host three-straight conference championship games were the 2002-04 Philadelphia Eagles, also led by Head Coach Andy Reid.

The major storyline throughout the week leading up to the game was whether QB Patrick Mahomes would be eligible to play, but he was able to clear the concussion protocol and make the start, becoming the first quarterback in NFL history to start three-consecutive conference championship games in his first four seasons in the league.

The Bills got out to an early lead, with a 51-yard field goal by K Tyler Bass and a three-yard touchdown reception by TE Dawson Knox following a muffed punt by the Chiefs to put Buffalo ahead 9-0.

No strangers to postseason deficits after their Super Bowl run the year before, Kansas City responded on their next drive as WR Mecole Hardman, who had muffed the punt earlier, quickly redeemed himself by taking a three-yard pass in for the score to cut the lead to 9-7.

After the defense forced a punt, Hardman took a handoff around the left end for 50 yards down to the Buffalo 32-yard line. The 50-yard carry marked the longest run from scrimmage in postseason franchise history. This set up a quick scoring drive capped off by a six-yard touchdown run by RB Darrell Williams to put the Chiefs ahead 14-9.

After forcing a three-and-out on the next possession, the Chiefs were able to punch it into the end zone one more time before the half on a one-yard rush by rookie RB Clyde Edwards-Helaire. Returning from a high ankle sprain suffered in Week 15, it was his first-career postseason touchdown. Buffalo responded with a field goal to make the score 21-12 heading into halftime.

After both teams traded field goals to open up the second half, the Chiefs offense continued its hot streak with a quick 75-yard drive ending with a one-yard touchdown reception by TE Travis Kelce. The drive was highlighted by a short pass to WR Tyreek Hill on the second play in which Hill was able to elude several Bills defenders and use a burst of speed to stretch it into a 71-yard gain. The 71-yard reception was the second-longest catch in Chiefs postseason history. Hill finished the game with 172 yards, the most receiving yards by any Chiefs player in postseason history.

A 30-yard interception return by CB Rashad Fenton set up yet another scoring drive for Kansas City, this time closed out with a five-yard pass to Kelce to push the lead to 38-15. With two touchdowns on the day, Kelce increased his career total to nine postseason receiving touchdowns, the most in Chiefs history and the second-most by a tight end in NFL history, trailing only Tampa Bay TE Rob Gronkowski. Kelce finished with 118 yards on 13 receptions, the most receptions by any player in a conference championship game in the Super Bowl era.

The Chiefs defense held the Bills to only nine points in the fourth quarter. Chiefs DE Frank Clark recorded 2.0 sacks in the final quarter, bringing his career postseason total to 10.0 sacks, including a franchise record 7.0 postseason sacks with the Chiefs in just two seasons with the team.

Notably, Chiefs T Eric Fisher suffered a torn achilles tendon in the fourth quarter of the game which would force him to miss the remainder of the postseason.

With a final score of 38-24, Kansas City advanced to the Super Bowl for the fourth time in franchise annals and earned back-to-back appearances for the first time in team history.

With three touchdown passes in the game, Mahomes (17) passed Seahawks QB Russell Wilson (16) for the most postseason passing touchdowns by a player in his first four seasons in NFL history.

The win gave Reid 17 postseason victories on his career, moving him into a tie for fourth place with PFHOF coach Joe Gibbs on the NFL's all-time list.

- BILLS** — Bass, 51-yard field goal (10-42, 3:33).
- BILLS** — Knox, 3-yard pass from Allen (kick failed, hru) (1-3, 0:05).
- CHIEFS** — Hardman, 3-yard pass from Mahomes (Butker kick) (14-80, 6:58).
- CHIEFS** — Williams, 6-yard run (Butker kick) (5-82, 2:51).
- CHIEFS** — Edwards-Helaire, 1-yard run (H.Butker kick) (9-77, 4:19).
- BILLS** — Bass, 20-yard field goal (12-73, 4:01).
- CHIEFS** — Butker, 45-yard field goal (10-48, 4:12).
- BILLS** — Bass, 27-yard field goal (10-67, 4:59).
- CHIEFS** — Kelce, 1-yard pass from Mahomes (Butker kick) (4-75, 2:20).
- CHIEFS** — Kelce, 5-yard pass from Mahomes (Butker kick) (11-58, 5:35).
- BILLS** — McKenzie, 6-yard pass from Allen (pass failed) (10-75, 3:28).
- BILLS** — Bass, 51-yard field goal (5-16, 0:54).

| TEAM STATISTICS | BILLS | CHIEFS |
|---------------------------------|--------|--------|
| First Downs | 24 | 29 |
| Total Net Yards | 363 | 439 |
| Rushes/Net Yards | 18/129 | 25/114 |
| Net Passing | 234 | 325 |
| Pass Completions/Attempts | 28/48 | 29/38 |
| Had Intercepted | 1 | 0 |
| Times Sacked/Yards | 4/53 | 1/0 |
| Punts/Average | 3/49.3 | 1/44.0 |
| Penalties/Yards | 4/38 | 3/32 |
| Fumbles/Lost | 0/0 | 1/1 |
| Possession Time | 28:51 | 31:09 |

RUSHING

- CHIEFS** — Williams 13-52, TD; Hardman 1-50; Edwards-Helaire 6-7, TD; Mahomes 5-5.
- BILLS** — Allen 7-88; Singletary 6-17; Yeldon 3-15; McKenzie 2-9.

RECEIVING

- CHIEFS** — Kelce 13-118, 2 TDs; Hill 9-172; Pringle 3-22; Hardman 2-4, TD; Williams 1-9; Edwards-Helaire 1-0.
- BILLS** — Beasley 7-88; Diggs 6-77; Knox 6-42, TD; Yeldon 4-41; Brown 2-24; Singletary 2-9; McKenzie 1-6, TD.

PASSING

- CHIEFS** — Mahomes 29-38-325, 3 TDs, 0 INT.
- BILLS** — Allen 28-48-287, 2 TDs, INT.

INTERCEPTIONS

- CHIEFS** — Fenton 1-30.
- BILLS** — None.

SACKS

- CHIEFS** — Clark 2.0; Kpassagnon 1.0; Sneed 1.0.
- BILLS** — Hughes 1.0-0.

FIELD GOALS

- CHIEFS** — Butker (45).
- BILLS** — Bass (51) (20) (27) (51).





SUPER BOWL LV

Buccaneers 31, Chiefs 9

February 7, 2021 • Raymond James Stadium • 24,835



*Reduced capacity due to COVID-19

KANSAS CITY 3 3 3 0 — 9
TAMPA BAY 7 14 10 0 — 31

The Chiefs faced off with the Tampa Bay Buccaneers in Super Bowl LV in a rematch of a Week 12 contest in the regular season that the Chiefs won 27-24. With the game being held at Raymond James Stadium in Tampa, Fla., home to the Buccaneers, it marked the first time in NFL history that a team would play a Super Bowl in its home stadium.

Entering the game with a record of 16-2 (regular and postseason), the Chiefs stellar season would come to a disappointing close as Tampa Bay controlled the contest from nearly start to finish.

It was a defensive start to the game with both teams trading punts on the first three drives. On Tampa Bay's second drive, Chiefs DE Frank Clark notched his third sack of the 2020 postseason by taking down Buccaneers QB Tom Brady for a loss of six yards to force a fourth down. This brought Clark's total to 11.0 career postseason sacks and 8.0 postseason sacks since joining the Chiefs, the most in franchise history. On the ensuing possession, the Chiefs were finally able to put points on the board with a 49-yard field goal by K Harrison Butker to take a 3-0 lead.

The Buccaneers responded on the next possession, with an 8-yard pass from Brady to TE Rob Gronkowski to put them ahead 7-3 at the end of the first quarter.

The Bucs opened up the lead in the second quarter. Butker converted another field goal for Kansas City, but Tampa Bay answered with two more touchdowns on a 17-yard pass to Gronkowski and a one-yard pass to WR Antonio Brown to make the score 21-6 at halftime.

The third quarter opened with a 52-yard Butker field goal, marking the longest made field goal in Chiefs postseason history, topping the previous franchise-long kick of 50 yards, which Butker set in the 2020 AFC Divisional matchup against the Cleveland Browns. But field goals wouldn't be enough as the Bucs came back with another touchdown and a field goal to increase their lead to 31-9, which would ultimately be the final score.

Although Kansas City was denied in its attempt to become the first team since the 2003-04 Patriots to win back-to-back Super Bowls, several Chiefs still made history in the contest.

For the third-consecutive postseason game, Chiefs TE Travis Kelce tallied 100+ receiving yards, recording 133 yards in Super Bowl LV. Kelce became the first TE in NFL history to record three-consecutive 100-yard games in a single postseason. He joined Arizona WR Larry Fitzgerald, who recorded four-consecutive 100-yard games in the 2008 postseason, as the only the only two players in NFL history with at least three-consecutive 100-yard games in the same postseason. Kelce's six career 100-yard receiving games in the postseason were the most in franchise history at the time.

Furthermore, with 10 receptions in Super Bowl LV, Kelce set the NFL record for the most receptions by any player in a single postseason with 31. He passed Fitzgerald who recorded 30 receptions during the 2008 postseason. The previous high mark by a tight end was 22 receptions, set by Cincinnati TE Dan Ross in the 1981 postseason.

With his start in Super Bowl LV, Chiefs QB Patrick Mahomes became the youngest quarterback in NFL history (25 years and 143 days old) to start in two Super Bowls, surpassing Seattle's Russell Wilson, who was 26 years and 64 days old at the time of his second Super Bowl start (SB XLIX). Mahomes and Brady (43 years and 188 days old) had the largest age differential (18 years and 45 days) between opposing starting quarterbacks in Super Bowl history.

By completing 26 passes for 270 yards in Super Bowl LV, Mahomes brought his totals to 191 completions for 2,324 yards in his postseason career. He passed Seattle QB Russell Wilson (167) and PFHOF QB Kurt Warner (169) for most postseason completions in a quarterback's first four seasons and moved past Warner (2,221) for second-most postseason passing yards by a quarterback in their first four seasons.

With his appearance in Super Bowl LV, Chiefs FB Anthony Sherman recorded his 13th postseason game with Kansas City, which at the time was the most postseason appearances by a Chiefs player.

- CHIEFS** — Butker, 49-yard field goal (8-31, 3:23).
- BUCS** — Gronkowski, 8-yard pass from Brady (Succop kick) (8-75, 4:33).
- BUCS** — Gronkowski, 17-yard pass from Brady (Succop kick) (6-38, 2:58).
- CHIEFS** — Butker, 34-yard field goal (10-61, 5:04).
- BUCS** — Brown, 1-yard pass from Brady (Succop kick) (5-71, 0:55).
- CHIEFS** — Butker, 52-yard field goal (7-47, 3:34).
- BUCS** — Fournette, 27-yard run (Succop kick) (6-74, 3:41).
- BUCS** — Succop, 52-yard field goal (8-11, 3:34).

| TEAM STATISTICS | BUCCANEERS | CHIEFS |
|-------------------------------------|------------|--------|
| First Downs | 26 | 22 |
| Total Net Yards | 340 | 350 |
| Rushes/Net Yards | 33/145 | 17/107 |
| Net Passing | 195 | 243 |
| Pass Completions/Attempts | 21/29 | 26/49 |
| Had Intercepted | 0 | 2 |
| Times Sacked/Yards | 1/6 | 3/27 |
| Punts/Average | 4/37.5 | 3/35.7 |
| Penalties/Yards | 4/39 | 11/120 |
| Fumbles/Lost | 1/0 | 1/0 |
| Possession Time | 31:23 | 28:37 |

RUSHING

- CHIEFS** — Edwards-Helaire 9-64; Mahomes 5-33; Williams 2-5; Hill 1-5.
- BUCS** — Fournette 16-89, TD; Jones 12-61; Brady 4-(-2); Miller 1-(-3).

RECEIVING

- CHIEFS** — Kelce 10-133; Hill 7-73; Edwards-Helaire 2-23; Williams 2-10; Hardman 2-4; Watkins 1-13; Robinson 1-11; Pringle 1-3.
- BUCS** — Gronkowski 6-67, 2 TDs; Brown 5-22, TD; Fournette 4-46; Brate 3-26; Godwin 2-9; Evans 1-31.

PASSING

- CHIEFS** — Mahomes 26-49-270, 2 INTs.
- BUCS** — Brady 21-29-201, 3 TDs, 0 INT.

INTERCEPTIONS

- CHIEFS** — None.
- BUCS** — Winfield 1-0; White 1-0.

SACKS

- CHIEFS** — Clark 1.0.
- BUCS** — Suh 1.5; Barrett 1.0; Gill 0.5.

FIELD GOALS

- CHIEFS** — Butker (49) (34) (52).
- BUCS** — Succop (52).



K Harrison Butker converts one of his three field goals during Super Bowl LV while P Tommy Townsend holds.





2021 AFC Wild Card Playoff Game

Chiefs 42, Steelers 21

January 16, 2022 • GEHA Field at Arrowhead Stadium • 73,253



PITTSBURGH 0 7 7 7 — 21
KANSAS CITY 0 21 14 7 — 42

Following Kansas City's sixth-consecutive AFC West Title, the Chiefs hosted the Pittsburgh Steelers in a primetime Super Wild Card Weekend showdown on NBC's Sunday Night Football. The game marked Pittsburgh's second trip to GEHA Field at Arrowhead Stadium in three weeks as it was a rematch of a Week 16 regular season matchup, which the Chiefs won, 36-10.

Both offenses sputtered at the start of the game as the two teams combined for seven punts in the first quarter, along with an interception by Chiefs QB Patrick Mahomes.

Kansas City looked for a spark by turning to the Wildcat formation on the first drive of the second quarter with a direct snap to WR Mecole Hardman. However, the offensive woes continued as a handoff between Hardman and RB Darrel Williams was fumbled and then recovered by Steelers DE T.J. Watt and returned 26 yards for the first score of the game.

After the Steelers capitalized on the Chiefs miscue, Kansas City rattled off five straight touchdowns - all coming on passes from QB Patrick Mahomes. RB Jerick McKinnon and WR Byron Pringle each recorded touchdown receptions, and Mahomes connected with TE Travis Kelce for a 48-yard catch-and-run touchdown with less than 15 seconds left in the first half to take a 21-7 lead into the break.

The offense picked up where it left off in the third quarter with Mahomes finding G Nick Allegretti for a one-yard touchdown pass on a tackle-eligible play. On Pittsburgh's first play from scrimmage after the touchdown, Chiefs LB Willie Gay forced a RB Najee Harris fumble that was recovered by Chiefs DE Frank Clark. Two plays later, Mahomes connected with WR Tyreek Hill on a 31-yard touchdown pass to go up 35-7.

Pittsburgh would tally its first offensive touchdown of the day on a 13-yard pass from QB Ben Roethlisberger to WR Diontae Johnson to cap its longest drive of the day - a 10-play, 75-yard scoring effort. Kansas City answered with another highlight play as Kelce took a direct snap and found Pringle in the end zone for a one-yard touchdown, marking the Kansas State product's second touchdown reception of the game to extend the lead to 42-14.

Pittsburgh would add a fourth-quarter touchdown on a 15-yard pass from Roethlisberger to WR James Washington to narrow the final score gap to 42-21. Kansas City's second win against the Steelers in three weeks set up another 2021 rematch in the AFC Divisional Round as the Chiefs would play host to the Buffalo Bills for the second time in 2021.

The AFC Wild Card Game would prove to be the final professional game of Roethlisberger's 18-year career as he announced his retirement from the NFL less than two weeks after the playoff game in Kansas City.



QB Patrick Mahomes and QB Ben Roethlisberger meet postgame after what would become Roethlisberger's final NFL game after an 18-year career in Pittsburgh.

- STEELERS** — Watt, 26-yard fumble return (Boswell kick).
- CHIEFS** — McKinnon, 4-yard pass from Mahomes (Butker kick) (8-76, 4:56).
- CHIEFS** — Pringle, 12-yard pass from Mahomes (Butker kick) (7-74, 2:43).
- CHIEFS** — Kelce, 48-yard pass from Mahomes (Butker kick) (6-80, 0:39).
- CHIEFS** — Allegretti, 1-yard pass from Mahomes (Butker kick) (9-68, 4:47).
- CHIEFS** — Hill, 31-yard pass from Mahomes (Butker kick) (2-29, 0:42).
- STEELERS** — Johnson, 13-yard pass from Roethlisberger (Boswell kick) (10-75, 5:04).
- CHIEFS** — Pringle, 2-yard pass from Kelce (Butker kick) (9-75, 4:57).
- STEELERS** — Washington, 15-yard pass from Roethlisberger (Boswell kick) (15-75, 6:37).

| TEAM STATISTICS | STEELERS | CHIEFS |
|-------------------------------------|----------|--------|
| First Downs | 19 | 26 |
| Total Net Yards | 257 | 478 |
| Rushes/Net Yards | 20/56 | 22/106 |
| Net Passing | 201 | 372 |
| Pass Attempts/Completions | 44/29 | 40/31 |
| Had Intercepted | 0 | 1 |
| Times Sacked/Yards | 2/14 | 3/34 |
| Punts/Average | 7/49.7 | 4/34.5 |
| Penalties/Yards | 4/45 | 3/25 |
| Fumbles/Lost | 2/1 | 2/1 |
| Possession Time | 30:00 | 30:00 |

RUSHING

- CHIEFS** — McKinnon 12-61; Mahomes 3-29; Hardman 2-6; Williams 1-4; Gore 3-3; Burton 1-3.
- STEELERS** — Harris 12-29; Snell 2-15; Ballage 4-13; Roethlisberger 2-(-1).

RECEIVING

- CHIEFS** — Kelce 5-108, TD; McKinnon 6-81, TD; Robinson 4-76; Hill 5-57, TD; Hardman 4-43; Pringle 5-37, 2 TDs; Bell 1-3; Allegretti 1-1, TD.
- STEELERS** — Washington 2-37, TD; Johnson 5-34, TD; Gentry 4-33; Smith-Schuster 5-26; Freiermuth 4-25; Claypool 3-25; McCloud 2-20; Snell 2-16; Harris 2-(-1).

PASSING

- CHIEFS** — Mahomes 30-39-404, 5 TDs, INT; Kelce 1-1-2, TD, 0 INT.
- STEELERS** — Roethlisberger 29-44-215, 2 TDs, 0 INT.

INTERCEPTIONS

- CHIEFS** — None.
- STEELERS** — Bush 1-10.

SACKS

- CHIEFS** — Danna 1.0; Wharton 1.0.
- STEELERS** — Adams 1.0; Highsmith 1.0; Watt 1.0.

FIELD GOALS

- CHIEFS** — None.
- STEELERS** — None.





2021 AFC Divisional Playoff Game

Chiefs 42, Bills 36 (OT)



January 23, 2022 • GEHA Field at Arrowhead Stadium • 73,242

BUFFALO 7 7 7 15 0 — 36
KANSAS CITY 7 7 9 13 6 — 42

The 2021 AFC Divisional Round matchup against Buffalo was a rematch of the 2020 AFC Championship Game that propelled the Chiefs to a spot in Super Bowl LV, and it was also a rematch from Week 5 of the 2021 regular season in which the Bills handed Kansas City a 38-20 loss. The storylines around the game made it one of the most highly anticipated matchups of the entire season.

Buffalo opened the game with a 13-play, 71-yard drive that saw the Bills convert two fourth-down attempts, including a one-yard TD rush by RB Devin Singletary to get out to an early 7-0 lead. Kansas City would quickly answer with an eight-yard TD rush by QB Patrick Mahomes to cap an 11-play, 74-yard drive. The clubs traded second-quarter touchdowns as Mahomes found WR Byron Pringle for a two-yard score, and Buffalo QB Josh Allen answered on the next drive with an 18-yard touchdown pass to WR Gabriel Davis to knot the game at 14-14 at halftime.

Kansas City jumped out to a two-score lead in the third quarter on a 39-yard K Harrison Butker field goal and a 25-yard jet sweep touchdown rush by WR Mecole Hardman, although Butker's PAT bounced off the left upright. Allen and the Bills wasted no time answering as Allen connected with Davis for a 75-yard touchdown to narrow the Chiefs lead to 23-21 entering the fourth quarter.

The game's fourth quarter alone lived up to the hype generated prior to the game as the teams combined for an explosion of 28 fourth-quarter points. Butker converted a 28-yard field goal to start the scoring. Then Allen connected with Davis for a 27-yard touchdown to cap a 17-play, 75-yard drive that took more than seven minutes off the clock. The Bills had the 29-26 lead with less than two minutes remaining. Kansas City retook a 33-29 lead after a five-play, 75-yard drive that lasted 52 seconds and was capped by a 64-yard pass to WR Tyreek Hill. Allen led the Bills down the field in short order, finding Davis for his NFL-postseason record fourth touchdown reception of the game, this time a 19-yarder that put the Bills up 36-33 with just 13 seconds left on the clock. What happened in those ensuing 13 seconds is now etched in franchise lore as Mahomes first found Hill for 19 yards before taking a timeout with eight seconds left. Mahomes then found TE Travis Kelce for a 25-yard gain, followed by another timeout with three seconds left. That set up a game-tying 49-yard field goal from Butker to push the game into overtime.

Kansas City won the overtime coin toss and never looked back as the Chiefs marched down the field in seven plays and found themselves in a 1st-and-goal situation. On the next play, Mahomes found Kelce for the game-winning eight-yard touchdown to win 42-36 and advance to the club's fourth-consecutive home AFC Championship Game. The Chiefs became just the seventh team in NFL history to reach four straight conference title games and the first team to host four consecutive conference title games.

The win gave the Chiefs a franchise record six consecutive home postseason victories, tying for the 10th-longest home winning streak in the NFL dating back to 1970.



TE Travis Kelce hauls in the game-winning eight-yard TD pass to send Kansas City to its fourth consecutive home AFC Championship Game.

- BILLS** — Singletary, 1-yard run (Bass kick) (13-71, 6:57).
- CHIEFS** — Mahomes, 8-yard run (Butker kick) (11-74, 5:37).
- CHIEFS** — Pringle, 2-yard pass from Mahomes (Butker kick) (12-86, 6:51).
- BILLS** — Davis, 18-yard pass from Allen (Bass kick) (7-75, 1:15).
- CHIEFS** — Butker, 39-yard FG (13-54, 7:59).
- CHIEFS** — Hardman, 25-yard run (kick failed, hlu) (5-61, 2:43).
- BILLS** — Davis, 75-yard pass from Allen (Bass kick) (1-75, 0:10).
- CHIEFS** — Butker, 28-yard FG (4-6, 2:33).
- BILLS** — Davis, 27-yard pass from Allen (Allen-Diggs pass) (17-75, 7:01).
- CHIEFS** — Hill, 64-yard pass from Mahomes (Butker kick) (5-75, 0:52).
- BILLS** — Davis, 19-yard pass from Allen (Bass kick) (6-75, 0:49).
- CHIEFS** — Butker, 49-yard FG (3-44, 0:13).
- CHIEFS** — Kelce, 8-yard pass from Mahomes (8-75, 4:15).

| TEAM STATISTICS | BILLS | CHIEFS |
|-------------------------------------|--------------|---------------|
| First Downs | 23 | 30 |
| Total Net Yards | 422 | 552 |
| Rushes/Net Yards | 24/109 | 27/182 |
| Net Passing | 313 | 370 |
| Pass Attempts/Completions | 37/27 | 44/33 |
| Had Intercepted | 0 | 0 |
| Times Sacked/Yards | 2/16 | 2/8 |
| Punts/Average | 4/43.8 | 2/44.0 |
| Penalties/Yards | 3/15 | 1/10 |
| Fumbles/Lost | 1/0 | 1/0 |
| Possession Time | 27:37 | 36:38 |

RUSHING

- CHIEFS** — Mahomes 7-69, TD; Edwards-Helaire 7-60; Hardman 2-31, TD; McKinnon 10-24; Hill 1-(-2).
- BILLS** — Allen 11-68; Singletary 10-26, TD; McKenzie 3-15.

RECEIVING

- CHIEFS** — Hill 11-150, TD; Kelce 8-96, TD; McKinnon 5-54; Pringle 5-29, TD; Hardman 1-26; Gray 2-14; Edwards-Helaire 1-9.
- BILLS** — Davis 8-201, 4 TDs; Beasley 6-60; Singletary 4-25; Sanders 1-16; Knox 2-9; Gilliam 2-8; Diggs 3-7; McKenzie 1-3.

PASSING

- CHIEFS** — Mahomes 33-44-378, 3 TDs, 0 INT.
- BILLS** — Allen 27-37-329, 4 TDs, 0 INT.

INTERCEPTIONS

- CHIEFS** — None.
- BILLS** — None.

SACKS

- CHIEFS** — Reed 1.0; Ingram 1.0.
- BILLS** — Johnson 1.0, Oliver 1.0.

FIELD GOALS

- CHIEFS** — Butker 50RU (39) (28) (49).
- BILLS** — None.





2021 AFC Championship Game

Bengals 27, Chiefs 24 (OT)

January 30, 2022 • GEHA Field at Arrowhead Stadium • 73,377



CINCINNATI **3 7 11 3 3 —27**
KANSAS CITY **7 14 0 3 0 —24**

The Kansas City Chiefs made history as the first team in NFL annals to host four consecutive conference championship home games when the franchise welcomed the Cincinnati Bengals to GEHA Field at Arrowhead Stadium.

The Kansas City defense opened the game by forcing a quick three-and-out against the Bengals, and converted that into points behind an 11-play, 84-yard drive that was capped by a 10-yard touchdown pass from QB Patrick Mahomes to WR Tyreek Hill, putting the Chiefs up 7-0. Cincinnati would answer with a 14-play drive of its own that resulted in a 32-yard field goal from rookie K Evan McPherson.

Mahomes then quickly found WR Mecole Hardman for a 44-yard connection, eventually setting up a five-yard touchdown pass to TE Travis Kelce to extend Kansas City's lead to 14-3. After forcing another Bengals punt, Kansas City added to its lead on a three-yard touchdown pass from Mahomes to Hardman to go up 21-3. The Bengals narrowed the gap before halftime as QB Joe Burrow connected with RB Samaje Perine for a 41-yard catch-and-run touchdown with less than two minutes to go in the first half of the game. Kansas City would push down the field in the waning moments of the first half, but were stopped at the goal line attempting to extend the lead with a touchdown with just five seconds left in the first half.

The two teams traded punts to open the third quarter before McPherson connected on a 31-yard field goal for the Bengals. After a Mahomes interception early on the ensuing drive, Cincinnati converted the turnover into points as Burrow found rookie WR Ja'Marr Chase for a two-yard touchdown. With a successful two-point conversion pass, the Bengals pulled even at 21-21 heading into the fourth quarter.

Kansas City was forced to punt, but immediately got the ball back as CB L'Jarius Sneed intercepted Burrow near midfield. The Chiefs offense could not capitalize on the turnover though and punted the ball back to the Bengals. Cincinnati then used 11 plays to cover 46 yards and took a 24-21 lead on a 52-yard McPherson field goal with just over six minutes remaining in the game.

Kansas City covered 49 yards in 14 plays, including converting two separate third downs before K Harrison Butker connected on a 44-yard field goal as time expired to send the game into overtime tied at 24-24.

After winning the coin toss, Kansas City's only drive of overtime stalled when a Mahomes' pass intended for Hill on 3rd and 10 was tipped and intercepted near midfield. Cincinnati then used nine plays to cover 42 yards and converted a 31-yard field goal from McPherson on 3rd and 11 to thwart Kansas City's bid for a third-straight trip to the Super Bowl.

- CHIEFS** — Hill, 10-yard pass from Mahomes (Butker kick) (11-84, 6:09).
- BENGALS** — McPherson, 32-yard FG (14-61, 6:41).
- CHIEFS** — Kelce, 5-yard pass from Mahomes (Butker kick) (7-75, 3:22).
- CHIEFS** — Hardman, 3-yard pass from Mahomes (Butker kick) (8-72, 4:56).
- BENGALS** — Perine, 41-yard pass from Burrow (McPherson kick) (7-70, 3:59).
- BENGALS** — McPherson, 31-yard FG (11-52, 5:42).
- BENGALS** — Chase, 2-yard pass from Burrow (Burrow-Taylor pass) (5-27, 2:04).
- BENGALS** — McPherson, 52-yard FG (11-46, 6:23).
- CHIEFS** — Butker, 44-yard FG (14-49, 6:04).
- BENGALS** — McPherson, 31-yard FG (9-42, 5:24).

| TEAM STATISTICS | BENGALS | CHIEFS |
|-------------------------------------|---------|--------|
| First Downs | 21 | 24 |
| Total Net Yards | 359 | 375 |
| Rushes/Net Yards | 27/116 | 24/139 |
| Net Passing | 243 | 236 |
| Pass Attempts/Completions | 38/23 | 39/26 |
| Had Intercepted | 1 | 2 |
| Times Sacked/Yards | 1/7 | 4/39 |
| Punts/Average | 3/40.3 | 4/52.3 |
| Penalties/Yards | 4/30 | 2/11 |
| Fumbles/Lost | 0/0 | 2/0 |
| Possession Time | 35:56 | 29:42 |

RUSHING

- CHIEFS** — McKinnon 12-65; Edwards-Helaire 6-36; Mahomes 3-19; Hardman 2-18; Burton 1-1.
- BENGALS** — Mixon 21-88; Burrow 5-25; Chase 1-3.

RECEIVING

- CHIEFS** — Kelce 10-95, TD; Hill 7-78, TD; Hardman 3-52, TD; McKinnon 3-30; Pringle 2-16; Edwards-Helaire 1-4.
- BENGALS** — Higgins 6-103; Chase 6-54, TD; Perine 3-43, TD; Mixon 3-27; Boyd 4-19; Sample 1-4.

PASSING

- CHIEFS** — Mahomes 26-39-275, 3 TDs, 2 INTs.
- BENGALS** — Burrow 23-38-250, 2 TDs, INT.

INTERCEPTIONS

- CHIEFS** — Sneed 1-0.
- BENGALS** — Bell 1-5; Hill 1-3.

SACKS

- CHIEFS** — Ingram 1.0.
- BENGALS** — Hubbard 2.0; Hendrickson 1.5; Hill 0.5.

FIELD GOALS

- CHIEFS** — Butker (44).
- BENGALS** — McPherson (32) (31) (52) (31).



WR Tyreek Hill opened the game's scoring with a 10-yard touchdown reception.





2022 AFC Divisional Playoff Game

Chiefs 27, Jaguars 20

January 21, 2023 • GEHA Field at Arrowhead Stadium • 73,220



JACKSONVILLE 7 3 0 10 — 20
KANSAS CITY 7 10 3 7 — 27

With a 14-3 regular season record, the Kansas City Chiefs secured the AFC playoffs only first-round bye, welcoming the Jacksonville Jaguars to GEHA Field at Arrowhead Stadium for the Divisional Round. It was a rematch of a Week 10 matchup in Kansas City, and the Chiefs jumped on the board first with an eight-yard TD pass from QB Patrick Mahomes to TE Travis Kelce.

Jacksonville would pull even on the ensuing drive after a 63-yard kickoff return by WR Jamal Agnew set the Jaguars up with a short field. QB Trevor Lawrence connected with WR Christian Kirk for a 10-yard touchdown to tie the game.

Mahomes injured his right ankle at the end of the first quarter, with K Harrison Butker giving the Chiefs a 10-7 lead with a 50-yard field goal less than a minute into the second quarter. After Jacksonville got inside Kansas City's 30-yard line, a Jaguars penalty and a DE Frank Clark sack pushed the Jaguars out of field goal range and forced a punt that was downed at the Chiefs two-yard line.

With Mahomes sidelined with the ankle injury, QB Chad Henne entered the game and orchestrated a 12-play, 98-yard touchdown drive to extend the Chiefs lead to 17-7. Henne completed five of seven passes for 23 yards on the drive, capping it with a one-yard connection to Kelce, his second receiving touchdown of the game.

Jacksonville narrowed the Chiefs lead to 17-10 with a 41-yard field goal from K Riley Patterson with just under 30 seconds left to go in the first half.

Coming out of halftime, Mahomes re-entered the game and the two teams each traded a pair of punts in the third quarter before Mahomes found TE Noah Gray for a 27-yard strike to get into Jacksonville territory. After the drive stalled, Butker converted on his second 50-yard field goal of the day, becoming the first Chiefs kicker, and the ninth kicker in NFL history, to record multiple 50+ yard field goals in a single postseason game.

Jacksonville made it a single-score game again at the beginning of the fourth quarter as Lawrence found WR Zay Jones for a 37-yard gain to get into Chiefs territory. Kirk then recorded an 18-yard rush around the right end, setting up a four-yard touchdown run by RB Travis Etienne, making the score 20-17 in favor of Kansas City.

The Chiefs answered back immediately with a 10-play, 75-yard drive that was punctuated by a six-yard touchdown pass from Mahomes to WR Marquez Valdes-Scantling. Mahomes found Kelce for passes of 11 yards and 15 yards, as well as connected with WR JuJu Smith-Schuster for 16 yards on the drive. WR Kadarius Toney took an end-around for 14 yards as well.

Jacksonville would add a late 48-yard field goal to narrow the margin to 27-20, but the Jaguars ensuing onside kick was recovered by Toney, sealing the 27-20 victory.

Kelce finished the game with a franchise postseason game record 14 receptions, tying for the third-most receptions by a player in a single game in NFL postseason history.



TE Travis Kelce recorded 14 total receptions, including two touchdown catches in the game. He caught touchdowns from both QBs Patrick Mahomes and Chad Henne.

- CHIEFS** — Kelce, 8-yard pass from Mahomes (Butker kick) (12-83, 6:00).
- JAGUARS** — Kirk, 10-yard pass from Lawrence (Patterson kick) (5-39, 2:52).
- CHIEFS** — Butker, 50-yard FG (11-43, 5:55).
- CHIEFS** — Kelce, 1-yard pass from Henne (Butker kick) (12-98, 6:05).
- JAGUARS** — Patterson, 41-yard FG (11-52, 3:27).
- CHIEFS** — Butker, 50-yard FG (5-29, 2:17).
- JAGUARS** — Etienne, 4-yard run (Patterson kick) (7-75, 3:19).
- CHIEFS** — Valdes-Scantling, 6-yard pass from Mahomes (Butker kick) (10-75, 4:41).
- JAGUARS** — Patterson, 48-yard FG (6-37, 0:39).

| TEAM STATISTICS | JAGUARS | CHIEFS |
|-------------------------------------|---------|--------|
| First Downs | 20 | 23 |
| Total Net Yards | 349 | 362 |
| Rushes/Net Yards | 19/144 | 30/144 |
| Net Passing | 205 | 218 |
| Pass Attempts/Completions | 39/24 | 37/27 |
| Had Intercepted | 1 | 0 |
| Times Sacked/Yards | 2/12 | 0/0 |
| Punts/Average | 4/47.8 | 4/50.8 |
| Penalties/Yards | 5-40 | 3-30 |
| Fumbles/Lost | 1/1 | 0/0 |
| Possession Time | 24:59 | 35:01 |

RUSHING

- CHIEFS** — Pacheco 12-95; McKinnon 11-25; Toney 1-14; Mahomes 3-8; Moore 1-3; Gray 1-0; Henne 1-(-1).
- JAGUARS** — Etienne 10-62, TD; Hasty 4-36; Lawrence 3-26; Kirk 1-18; Agnew 1-2.

RECEIVING

- CHIEFS** — Kelce 14-98, 2 TDs; Toney 5-36; Smith-Schuster 2-29; Gray 1-27; Watson 1-12; Valdes-Scantling 1-6, TD; Pacheco 1-6; Bell 1-4; Moore 1-0.
- JAGUARS** — Kirk 7-52, TD; Jones 5-83; Ingram 5-31; Etienne 3-18; Agnew 2-5; Jones 1-21; Hasty 1-7.

PASSING

- CHIEFS** — Mahomes 22-30-195, 2 TDs, 0 INTs. Henne 5-7-23, TD, 0 INTs.
- JAGUARS** — Lawrence 24-39-217, TD, INT.

INTERCEPTIONS

- CHIEFS** — Ja. Watson 1-1.
- JAGUARS** — None.

SACKS

- CHIEFS** — Clark 1.0; Nnadi 1.0.
- JAGUARS** — None.

FIELD GOALS

- CHIEFS** — Butker (50) (50).
- JAGUARS** — Patterson (41) (48).





2022 AFC CHAMPIONSHIP GAME

Chiefs 23, Bengals 20

January 29, 2023 • GEHA Field at Arrowhead Stadium • 73,426



CINCINNATI.....0 6 7 7 — 20
KANSAS CITY.....3 10 7 3 — 23

For the fifth-consecutive season, the Kansas City Chiefs hosted the AFC Championship Game at GEHA Field at Arrowhead Stadium, extending an NFL record for most consecutive home conference championship games. The 2022 version featured a rematch of the 2021 AFC title tilt with the Cincinnati Bengals visiting with a trip to Super Bowl LVII on the line.

Cincinnati opened the game on offense but after a nine-yard sack of QB Joe Burrow by DE Frank Clark, the Bengals punted to the Chiefs. QB Patrick Mahomes connected on 16-yard passes to rookie RB Isiah Pacheco and TE Travis Kelce before the drive stalled, setting up a 43-yard K Harrison Butker field goal to put the Chiefs on top 3-0.

The Kansas City defense forced a three-and-out on the heels of a six-yard DT Chris Jones sack. The Chiefs then went on a 12-play, six-minute drive, getting inside Cincinnati's 10-yard line. An offensive holding penalty nullified a Pacheco touchdown rush, eventually leading to a 24-yard Butker field goal, giving Kansas City a 6-0 lead at the start of the second quarter.

The Bengals got on the scoreboard in the second quarter, with Burrow connecting with WR Tyler Boyd twice for 40 total yards. Kansas City's defense forced the drive to stall in the red zone, with K Evan McPherson connecting on a 30-yard field goal to narrow the Chiefs lead to 6-3.

On the ensuing drive, Mahomes found WR Marquez Valdes-Scantling on back-to-back passes for 11 and 29 yards. Facing 4th-and-1 after a zero-yard sack of Mahomes, the quarterback connected with Kelce for a 14-yard touchdown, putting Kansas City up 13-3 with under four minutes left in the first half.

Rookie CB Jaylen Watson recorded an interception of a Burrow pass that was intended for WR Tee Higgins. The Cincinnati defense forced a three-and-out, getting the ball back around the two-minute warning. Burrow then connected with Higgins for gains of 11 and 21 yards to get to Kansas City's five-yard line with 0:11 left on the clock. Kansas City's defense rose to the occasion, forcing back-to-back incompletions. The Bengals then converted a 23-yard field goal from McPherson to narrow the Kansas City lead to 13-6 as the clock expired on the first half.

The Chiefs were forced into a 3-and-out to start the second half, with the Bengals tying the game at 13-13 on a 27-yard connection from Burrow to Higgins. The Chiefs answered on their next drive, with Mahomes finding Valdes-Scantling for 25 yards to get into Bengals territory. On 3rd-and-7, Mahomes found Valdes-Scantling again for seven yards and a first down. Facing 3rd-and-10 from just inside the red zone, Mahomes again connected with Valdes-Scantling for a 19-yard touchdown to put the Chiefs up 20-13.

The Bengals converted a 4th-and-6 with a 35-yard pass from Burrow to WR Ja'Marr Chase to open the fourth quarter, moving the ball to the Kansas City five-yard line. RB Samaje Perine scored an equalizing touchdown on a two-yard rush, tying the game at 20-20 with 13:35 left in regulation.

After a Kansas City punt, rookie S Bryan Cook tipped a Burrow pass intended for Higgins into the air, and fellow rookie CB Joshua Williams intercepted the ball, thwarting a potential Bengals scoring drive midway through the fourth quarter. Although the Chiefs were forced to punt back to the Bengals, shortly after on a 3rd-and-8, DT Chris Jones recorded his second sack of the day, dropping Burrow for a seven-yard loss. On the ensuing Cincinnati punt, rookie WR Skyy Moore recorded a 29-yard return. After a six-yard Pacheco carry, a five-yard Mahomes scramble paired with a 15-yard unnecessary roughness penalty on Cincinnati, the stage was set for a field goal. Butker connected on what would become the game-winning 45-yard field goal to send the Chiefs back to the Super Bowl for the third time in four years.

With the win, Head Coach Andy Reid earned his 21st career postseason victory as a head coach, passing PFHOF Tom Landry (20) for the second-most playoff victories in NFL history.

- CHIEFS** — Butker, 43-yard FG (7-39, 3:21).
- CHIEFS** — Butker, 24-yard FG (12-61, 6:18).
- BENGALS** — McPherson, 30-yard FG (13-63, 6:22).
- CHIEFS** — Kelce, 14-yard pass from Mahomes (Butker kick) (8-75, 4:43).
- BENGALS** — McPherson, 23-yard FG (12-90, 2:03).
- BENGALS** — Higgins, 27-yard pass from Burrow (McPherson kick) (8-62, 3:35).
- CHIEFS** — Valdes-Scantling, 19-yard pass from Mahomes (Butker kick) (11-77, 5:39).
- BENGALS** — Perine, 2-yard run (McPherson kick) (6-45, 2:25).
- CHIEFS** — Butker, 45-yard FG (4-26, 0:27).

| TEAM STATISTICS | BENGALS | CHIEFS |
|---------------------------------|---------|--------|
| First Downs | 18 | 23 |
| Total Net Yards | 309 | 357 |
| Rushes/Net Yards | 17/71 | 20/42 |
| Net Passing | 238 | 315 |
| Pass Completions/Attempts | 41/26 | 43/29 |
| Had Intercepted | 2 | 0 |
| Times Sacked/Yards | 5/32 | 3/11 |
| Punts/Average | 4/49.0 | 4/37.8 |
| Penalties/Yards | 9/71 | 4/55 |
| Fumbles/Lost | 0/0 | 2/1 |
| Possession Time | 27:09 | 32:51 |

RUSHING

- CHIEFS** — Pacheco 10-26; Mahomes 3-8; Hardman 2-7; McKinnon 4-1; Jones 1-0.
- BENGALS** — Burrow 4-30; Perine 5-22, TD; Mixon 8-19.

RECEIVING

- CHIEFS** — Kelce 7-78, TD; Valdes-Scantling 6-116, TD; Pacheco 5-59; Moore 3-13; McKinnon 2-17; Hardman 2-10; Kemp 1-13; Toney 1-9; Smith-Schuster 1-7; Gray 1-4.
- BENGALS** — Higgins 6-83, TD; Chase 6-75; Hurst 4-37; Mixon 3-15; Perine 3-4; Boyd 2-40; Wilcox 1-10; Irwin 1-6.

PASSING

- CHIEFS** — Mahomes 29-43-326, 2 TDs, 0 INTs.
- BENGALS** — Burrow 26-41-270, 1 TD, 2 INTs.

INTERCEPTIONS

- CHIEFS** — Ja. Watson 1-10; Williams 1-(-4).
- BENGALS** — None.

SACKS

- CHIEFS** — Jones 2.0; Clark 1.5; Karlaftis 1.0; Gay 0.5.
- BENGALS** — Hubbard 1.0; Sample 1.0; Team 1.0.

FIELD GOALS

- CHIEFS** — Butker (43) (24) (45).
- BENGALS** — McPherson (30) (23).



WR Marquez Valdes-Scantling caught six passes for a game-high 116 yards and a touchdown, setting a new single-game career-high for yards in a postseason game.





SUPER BOWL LVII
Chiefs 38, Eagles 35



February 12, 2023 • State Farm Stadium • 67,827

KANSAS CITY 7 7 7 17 — 38
PHILADELPHIA 7 17 3 8 — 35

Kansas City returned to the Super Bowl stage for the third time in four seasons, with a number of national storylines driving interest in the game - two Black quarterbacks facing off in the Super Bowl for the first time, the Kelce brothers becoming the first siblings to face each other in the big game, and Head Coach Andy Reid taking on his former team.

Philadelphia jumped out to the early lead with an 11-play, 75-yard drive that was capped by a one-yard touchdown run by QB Jalen Hurts. The Chiefs offense matched on a six-play, 75-yard drive of its own that saw an 18-yard TD connection between QB Patrick Mahomes and TE Travis Kelce.

The teams traded punts to close out the first quarter, but on the first play of the second quarter, the Eagles struck paydirt on a 45-yard touchdown pass from Hurts to WR A.J. Brown to go up 14-7. After a Chiefs 3-and-out, LB Nick Bolton recovered a Hurts fumble and returned it 36 yards for a Kansas City touchdown to tie the game at 14-14. The Eagles retook the lead on Hurts' second TD run of the game, this time from four yards out to go up 21-14.

With just over two minutes left in the first half, the Kansas City offense took over, but the drive stalled after a three-yard rush by Mahomes on 3rd-and-15 that left the quarterback hobbling back to the sideline in pain after re-aggravating his ankle injury from the Divisional Round. Following a Kansas City punt, Philadelphia added a 35-yard FG from K Jake Elliott as time expired in the first half to go up 24-14.

Kansas City opened the second half with a one-yard touchdown run by rookie RB Isiah Pacheco, narrowing the margin to 24-21. Philadelphia then went on a 17-play, 60-yard drive that took 7:45 off the clock and ended with a 33-yard FG from Elliott to extend their lead to 27-21.

Entering the fourth quarter down six and with the ball, Mahomes found WR JuJu Smith-Schuster four times as Kansas City marched down the field. Facing 3rd-and-3 from the Philadelphia five-yard line, Mahomes found WR Kadarius Toney for a five-yard touchdown pass on the play call that was dubbed "Corn Dog," giving the Chiefs their first lead of the game at 28-27.

Kansas City's defense rose to the occasion by forcing a Philadelphia three-and-out on the Eagles next drive. On the ensuing punt, Toney fielded a short kick from Eagles P Arryn Siposs and recorded a Super Bowl-record 65-yard punt return, setting the Chiefs up with 1st-and-goal from the Philadelphia five-yard line. After a rush on first down and an incomplete pass on second down, Mahomes found rookie WR Sky Moore for a four-yard touchdown, marking the rookie's first-career NFL touchdown in the regular season or the postseason. It extended the Chiefs lead to 35-27.

On Philadelphia's next drive, Hurts led them down the field, capitalizing on a 45-yard pass to WR DeVonta Smith to get to the Kansas City two-yard line. On the next play, Hurts took the ball two yards to record his third rushing touchdown of the game. Hurts then added a two-point conversion run to tie the game 35-35 with 5:15 left on the clock.

Kansas City took possession and Mahomes found Smith-Schuster for 10 yards and a first down. Mahomes also found Kelce for seven yards and Pacheco rattled off a 10-yard carry to convert a 3rd-and-1. In Philadelphia territory, Mahomes scrambled for a 26-yard run to move into the red zone with under three minutes left in the game. Facing 3rd-and-8, Mahomes looked for Smith-Schuster but a defensive holding penalty committed against Smith-Schuster kept the Chiefs drive alive. RB Jerick McKinnon took a handoff at the Philadelphia 11-yard line and carried it nine yards before sliding down short of the end zone to maintain possession and force the Eagles to burn their final timeout. After two QB kneels from Mahomes, K Harrison Butker converted a 27-yard FG with :08 left on the clock to go up 38-35.

After a squib kick, Philadelphia's last-second Hail Mary effort fell



WR Kadarius Toney recorded a Super Bowl-record 65-yard punt return in the fourth quarter.

- EAGLES** — Hurts, 1-yard run (Elliott kick) (11-75, 4:51).
- CHIEFS** — Kelce, 18-yard pass from Mahomes (Butker kick) (6-75, 3:12).
- EAGLES** — Brown 45-yard pass from Hurts (Elliott kick) (5-68, 2:32).
- CHIEFS** — Bolton, 36-yard fumble return (Butker kick).
- EAGLES** — Hurts, 4-yard run (Elliott kick) (12-75, 7:19).
- EAGLES** — Elliott, 35-yard FG (8-40, 1:22).
- CHIEFS** — Pacheco, 1-yard run (Butker kick) (10-75, 5:30).
- EAGLES** — Elliott, 33-yard FG (17-60, 7:45).
- CHIEFS** — Toney, 5-yard pas from Mahomes (Butker kick) (9-75, 4:41).
- CHIEFS** — Moore, 4-yard pass from Mahomes (Butker kick) (3-5, 0:49).
- EAGLES** — Hurts, 2-yard run (Hurts run) (8-75, 4:07).
- CHIEFS** — Butker, 27-yard FG (12-66, 5:07).

| TEAM STATISTICS | EAGLES | CHIEFS |
|-------------------------------------|---------------|---------------|
| First Downs | 25 | 21 |
| Total Net Yards | 417 | 340 |
| Rushes/Net Yards | 32/115 | 26/158 |
| Net Passing | 302 | 182 |
| Pass Attempts/Completions | 38/27 | 27/21 |
| Had Intercepted | 0 | 0 |
| Times Sacked/Yards | 2/2 | 0/0 |
| Punts/Average | 2/47.5 | 2/49.0 |
| Penalties/Yards | 6/33 | 3/14 |
| Fumbles/Lost | 2/1 | 1/0 |
| Possession Time | 35:47 | 24:13 |

RUSHING

- CHIEFS** — Pacheco 15-76, TD; Mahomes 6-44; McKinnon 4-34; Moore 1-4.
- EAGLES** — Hurts 15-70, 3 TDs; Gainwell 7-21; Sanders 7-16; Scott 3-8.

RECEIVING

- CHIEFS** — Smith-Schuster 7-53; Kelce 6-81, TD; McKinnon 3-15; Watson 2-18; Gray 1-6; Toney 1-5, TD; Moore 1-4, TD.
- EAGLES** — Smith 7-100; Brown 6-96, TD; Goedert 6-60; Gainwell 4-20; Pascal 2-11; Scott 1-9; Watkins 1-8.

PASSING

- CHIEFS** — Mahomes 21-27-182, 3 TDs, 0 INTs.
- EAGLES** — Hurts 27-38-304, 1 TD, 0 INTs.

INTERCEPTIONS

- CHIEFS** — None.
- EAGLES** — None.

SACKS

- CHIEFS** — Chenal 1.0; Saunders 1.0.
- EAGLES** — None.

FIELD GOALS

- CHIEFS** — Butker 42LU (27).
- EAGLES** — Elliott (35) (33).



2022 WORLD CHAMPIONS



Front Row: RB Jerick McKinnon, RB Ronald Jones, QB Chad Henne, P Tommy Townsend, S Bryan Cook, K Harrison Butker, General Manager Brett Veach, Head Coach Andy Reid, Chairman and CEO Clark Hunt, President Mark Donovan, DE Carlos Dunlap, WR Justyn Ross, WR JuJu Smith-Schuster, RB Isiah Pacheco, WR Marquez Valdes-Scantling, QB Shane Buechele.

Second Row: S Nazeeh Johnson, WR Cornell Powell, QB Chris Oladokun, QB Patrick Mahomes, WR Mecole Hardman, WR Kadarius Toney, S Justin Reid, CB Trent McDuffie, S Juan Thornhill, CB Joshua Williams, WR Skyy Moore, RB Clyde Edwards-Helaire, S Deon Bush, S Ugo Amadi, RB La'Mical Perine, CB Dicaprio Bootle.

Third Row: Sharron Hunt, LB Nick Bolton, RB Melvin Gordon, CB Jaylen Watson, CB L'Jarius Sneed, DB Zayne Anderson, LS James Winchester, LB Jack Cochrane, FB Michael Burton, TE Jordan Franks, LB Darius Harris, LB Cole Christiansen, TE Matt Bushman, LB Willie Gay, DE Mike Danna, C Creed Humphrey, LB Leo Chenal, Lamar Hunt Jr.

Fourth Row: DE Frank Clark, DE George Karlaftis, T Orlando Brown, DE Joshua Kaindoh, C Austin Reiter, G Joe Thuney, G Trey Smith, DT Brandon Williams, OL Michael Caliendo, T Lucas Niang, T Prince Tega Wanogho, NT Danny Shelton, G Nick Allegretti, T Darian Kinnard, T Andrew Wylie, TE Kendall Blanton, TE Blake Bell.

Fifth Row: Defensive Quality Control Alex Whittingham, WR Ihmir Smith-Marsette, TE Noah Gray, WR Justin Watson, WR Marcus Kemp, TE Travis Kelce, TE Jody Fortson, WR/RB Jerriion Ealy, DT Derrick Nnadi, DT Phil Hoskins, DE Malik Herring, DT Chris Jones, DT Tereshawn Wharton, DT Khalen Saunders, Daniel Hunt.

Sixth Row: Outside Linebackers Ken Flajole, Assistant Defensive Line Terry Bradden, Safeties Donald D'Alesio, Defensive Line Joe Cullen, Defensive Backs Dave Merritt, Linebackers Brendan Daly, Defensive Coordinator Steve Spagnuolo, Offensive Coordinator Eric Bieniemy, Senior Offensive Assistant/Quarterbacks Matt Nagy, Wide Receivers Joe Bleymaier, Running Backs Greg Lewis, Tight Ends Tom Melvin, Offensive Quality Control Porter Ellett, Statistical Analysis Coordinator Mike Frazier, Defensive Assistant Rod Wilson.

Seventh Row: Equipment Director Allen Wright, Assistant Strength and Conditioning Ryan Reynolds, Assistant Strength and Conditioning Tyler Judkins, Assistant Strength and Conditioning Greg Carbin, Head Strength and Conditioning Barry Rubin, Assistant Special Teams Andy Hill, Assistant Head Coach/Special Teams Coordinator Dave Toub, Offensive Line Andy Heck, Pass Game Analyst/Assistant Quarterbacks David Girardi, Assistant Offensive Line Corey Matthaei, Offensive Quality Control Connor Embree, Offensive Assistant Dan Williams, Assistant Equipment Manager Holt McKenney, Equipment Assistant Niko Barber, Equipment Assistant Logan Love.

Eighth Row: Assistant Equipment Manager Cale Kirby, Assistant Equipment Manager Chris Shropshire, Assistant Athletic Trainer Tiffany Morton, Assistant Athletic Trainer David Glover, Assistant Athletic Trainer Evan Craft, Vice President of Sports Medicine and Performance Rick Burkholder, Assistant Athletic Trainer Julie Frymyer, Director of Video Operations Pat Brazil, Video Assistant Josh Schmidt, Assistant Video Director Ken Radino, Video Assistant Erich Corcoran, Assistant Equipment Manager Jay White.





AFC CHAMPIONSHIP GAME RESULTS



| SEASON | DATE | RESULT | SITE |
|-------------|-----------------|----------------------------------------|--------------------|
| 1960 | 1-1-61 | Houston 24, L.A. Chargers 16 | Houston |
| 1961 | 12-24-61 | Houston 10, San Diego 3 | San Diego |
| 1962 | 12-23-62 | Dallas 20, Houston 17** | Houston |
| 1963 | 1-5-64 | San Diego 51, Boston 10 | San Diego |
| 1964 | 12-26-64 | Buffalo 20, San Diego 7 | Buffalo |
| 1965 | 12-26-65 | Buffalo 23, San Diego 0 | San Diego |
| 1966 | 1-1-67 | Kansas City 31, Buffalo 7 | Buffalo |
| 1967 | 12-31-67 | Oakland 40, Houston 7 | Oakland |
| 1968 | 12-29-68 | N.Y. Jets 27, Oakland 23 | New York |
| 1969 | 1-4-70 | Kansas City 17, Oakland 7 | Oakland |
| 1970 | 1-3-71 | Baltimore 27, Oakland 17 | Baltimore |
| 1971 | 1-2-72 | Miami 21, Baltimore 0 | Miami |
| 1972 | 12-31-72 | Miami 21, Pittsburgh 17 | Pittsburgh |
| 1973 | 12-30-73 | Miami 27, Oakland 10 | Miami |
| 1974 | 12-29-74 | Pittsburgh 24, Oakland 13 | Oakland |
| 1975 | 1-4-76 | Pittsburgh 16, Oakland 10 | Pittsburgh |
| 1976 | 12-26-76 | Oakland 24, Pittsburgh 7 | Oakland |
| 1977 | 1-1-78 | Denver 20, Oakland 17 | Denver |
| 1978 | 1-7-79 | Pittsburgh 34, Houston 5 | Pittsburgh |
| 1979 | 1-6-80 | Pittsburgh 27, Houston 13 | Pittsburgh |
| 1980 | 1-11-81 | Oakland 34, San Diego 27 | San Diego |
| 1981 | 1-10-82 | Cincinnati 27, San Diego 7 | Cincinnati |
| 1982 | 1-23-83 | Miami 14, N.Y. Jets 0 | Miami |
| 1983 | 1-8-84 | L.A. Raiders 30, Seattle 14 | Los Angeles |
| 1984 | 1-6-85 | Miami 45, Pittsburgh 28 | Miami |
| 1985 | 1-12-86 | New England 31, Miami 14 | Miami |
| 1986 | 1-11-87 | Denver 23, Cleveland 20* | Cleveland |
| 1987 | 1-17-88 | Denver 38, Cleveland 33 | Denver |
| 1988 | 1-8-89 | Cincinnati 21, Buffalo 10 | Cincinnati |
| 1989 | 1-14-90 | Denver 37, Cleveland 21 | Denver |
| 1990 | 1-20-91 | Buffalo 51, L.A. Raiders 3 | Buffalo |
| 1991 | 1-12-92 | Buffalo 10, Denver 7 | Buffalo |
| 1992 | 1-17-93 | Buffalo 29, Miami 10 | Miami |
| 1993 | 1-23-94 | Buffalo 30, Kansas City 13 | Buffalo |
| 1994 | 1-15-95 | San Diego 17, Pittsburgh 13 | Pittsburgh |
| 1995 | 1-14-96 | Pittsburgh 20, Indianapolis 16 | Pittsburgh |
| 1996 | 1-12-97 | New England 20, Jacksonville 6 | New England |
| 1997 | 1-11-98 | Denver 24, Pittsburgh 21 | Pittsburgh |
| 1998 | 1-17-99 | Denver 23, N.Y. Jets 10 | Denver |
| 1999 | 1-23-00 | Tennessee 33, Jacksonville 14 | Jacksonville |
| 2000 | 1-14-01 | Baltimore 16, Oakland 3 | Oakland |
| 2001 | 1-27-02 | New England 24, Pittsburgh 17 | Pittsburgh |
| 2002 | 1-19-03 | Oakland 41, Tennessee 24 | Oakland |
| 2003 | 1-18-04 | New England 24, Indianapolis 14 | New England |
| 2004 | 1-23-05 | New England 41, Pittsburgh 27 | Pittsburgh |
| 2005 | 1-22-06 | Pittsburgh 34, Denver 17 | Denver |
| 2006 | 1-21-07 | Indianapolis 38, New England 34 | Indianapolis |
| 2007 | 1-20-08 | New England 21, San Diego 12 | New England |
| 2008 | 1-18-09 | Pittsburgh 23, Baltimore 14 | Pittsburgh |
| 2009 | 1-24-10 | Indianapolis 30, N.Y. Jets 17 | Indianapolis |
| 2010 | 1-23-11 | Pittsburgh 24, N.Y. Jets 19 | Pittsburgh |
| 2011 | 1-22-12 | New England 23, Baltimore 20 | New England |
| 2012 | 1-20-13 | Baltimore 28, New England 13 | New England |
| 2013 | 1-19-14 | Denver 26, New England 16 | Denver |
| 2014 | 1-18-15 | New England 45, Indianapolis 7 | New England |
| 2015 | 1-24-16 | Denver 20, New England 18 | Denver |
| 2016 | 1-22-17 | New England 36, Pittsburgh 17 | New England |
| 2017 | 1-21-18 | New England 24, Jacksonville 20 | New England |
| 2018 | 1-20-19 | New England 37, Kansas City 31* | Kansas City |
| 2019 | 1-19-20 | Kansas City 35, Tennessee 24 | Kansas City |
| 2020 | 1-24-21 | Kansas City 38, Buffalo 24 | Kansas City |
| 2021 | 1-30-22 | Cincinnati 27, Kansas City 24* | Kansas City |
| 2022 | 1-29-23 | Kansas City 23, Cincinnati 20 | Kansas City |

* Overtime

** Double Overtime

Note: Includes AFL Championship Games, 1960-69



NFC CHAMPIONSHIP GAME RESULTS



| SEASON | DATE | RESULT | SITE |
|--------|----------|----------------------------------|-----------------|
| 1960 | 12-26-60 | Philadelphia 17, Green Bay 13 | Philadelphia |
| 1961 | 12-31-61 | Green Bay 37, New York 0 | Green Bay |
| 1962 | 12-30-62 | Green Bay 16, New York 7 | New York |
| 1963 | 12-29-63 | Chicago 14, New York 10 | Chicago |
| 1964 | 12-27-64 | Cleveland 27, Baltimore 0 | Cleveland |
| 1965 | 1-2-66 | Green Bay 23, Cleveland 12 | Green Bay |
| 1966 | 1-1-67 | Green Bay 34, Dallas 27 | Dallas |
| 1967 | 12-31-67 | Green Bay 21, Dallas 17 | Green Bay |
| 1968 | 12-29-68 | Baltimore 34, Cleveland 0 | Cleveland |
| 1969 | 1-4-70 | Minnesota 27, Cleveland 7 | Minnesota |
| 1970 | 1-3-71 | Dallas 17, San Francisco 10 | San Francisco |
| 1971 | 1-2-72 | Dallas 14, San Francisco 3 | Dallas |
| 1972 | 12-31-72 | Washington 26, Dallas 3 | Washington |
| 1973 | 12-30-73 | Minnesota 27, Dallas 10 | Dallas |
| 1974 | 12-29-74 | Minnesota 14, Los Angeles 10 | Minnesota |
| 1975 | 1-4-76 | Dallas 37, Los Angeles 7 | Los Angeles |
| 1976 | 12-26-76 | Minnesota 24, Los Angeles 13 | Minnesota |
| 1977 | 1-1-78 | Dallas 23, Minnesota 6 | Dallas |
| 1978 | 1-7-79 | Dallas 28, Los Angeles 0 | Los Angeles |
| 1979 | 1-6-80 | Los Angeles 9, Tampa Bay 0 | Tampa Bay |
| 1980 | 1-11-81 | Philadelphia 20, Dallas 7 | Philadelphia |
| 1981 | 1-10-82 | San Francisco 28, Dallas 27 | San Francisco |
| 1982 | 1-22-83 | Washington 31, Dallas 17 | Washington |
| 1983 | 1-8-84 | Washington 24, San Francisco 21 | Washington |
| 1984 | 1-6-85 | San Francisco 23, Chicago 0 | San Francisco |
| 1985 | 1-12-86 | Chicago 24, L.A. Rams 0 | Chicago |
| 1986 | 1-11-87 | N.Y. Giants 17, Washington 0 | East Rutherford |
| 1987 | 1-17-88 | Washington 17, Minnesota 10 | Washington |
| 1988 | 1-8-89 | San Francisco 28, Chicago 3 | Chicago |
| 1989 | 1-14-90 | San Francisco 30, L.A. Rams 3 | San Francisco |
| 1990 | 1-20-91 | N.Y. Giants 15, San Francisco 13 | San Francisco |
| 1991 | 1-12-92 | Washington 41, Detroit 10 | Washington |
| 1992 | 1-17-93 | Dallas 30, San Francisco 20 | San Francisco |
| 1993 | 1-23-94 | Dallas 38, San Francisco 21 | Dallas |
| 1994 | 1-5-95 | San Francisco 38, Dallas 28 | San Francisco |
| 1995 | 1-14-96 | Dallas 38, Green Bay 27 | Dallas |
| 1996 | 1-12-97 | Green Bay 30, Carolina 13 | Green Bay |
| 1997 | 1-11-98 | Green Bay 23, San Francisco 10 | San Francisco |
| 1998 | 1-17-99 | Atlanta 30, Minnesota 27* | Minnesota |
| 1999 | 1-23-00 | St. Louis 11, Tampa Bay 6 | St. Louis |
| 2000 | 1-14-01 | N.Y. Giants 41, Minnesota 0 | East Rutherford |
| 2001 | 1-27-02 | St. Louis 29, Philadelphia 24 | St. Louis |
| 2002 | 1-19-03 | Tampa Bay 27, Philadelphia 10 | Philadelphia |
| 2003 | 1-18-04 | Carolina 14, Philadelphia 3 | Philadelphia |
| 2004 | 1-23-05 | Philadelphia 27, Atlanta 10 | Philadelphia |
| 2005 | 1-22-06 | Seattle 34, Carolina 14 | Seattle |
| 2006 | 1-21-07 | Chicago 39, New Orleans 14 | Chicago |
| 2007 | 1-20-08 | N.Y. Giants 23, Green Bay 20* | Green Bay |
| 2008 | 1-18-09 | Arizona 32, Philadelphia 25 | Arizona |
| 2009 | 1-24-10 | New Orleans 31, Minnesota 28* | New Orleans |
| 2010 | 1-23-11 | Green Bay 21, Chicago 14 | Chicago |
| 2011 | 1-22-12 | N.Y. Giants 20, San Francisco 17 | San Francisco |
| 2012 | 1-20-13 | San Francisco 28, Atlanta 24 | Atlanta |
| 2013 | 1-19-14 | Seattle 23, San Francisco 17 | Seattle |
| 2014 | 1-18-15 | Seattle 28, Green Bay 22* | Seattle |
| 2015 | 1-24-16 | Carolina 49, Arizona 15 | Carolina |
| 2016 | 1-22-17 | Atlanta 44, Green Bay 21 | Atlanta |
| 2017 | 1-21-18 | Philadelphia 38, Minnesota 7 | Philadelphia |
| 2018 | 1-20-19 | L.A. Rams 26, New Orleans 23 | New Orleans |
| 2019 | 1-19-20 | San Francisco 37, Green Bay 20 | San Francisco |
| 2020 | 1-24-21 | Tampa Bay 31, Green Bay 26 | Green Bay |
| 2021 | 1-30-22 | L.A. Rams 20, San Francisco 17 | Los Angeles |
| 2022 | 1-29-23 | Philadelphia 31, San Francisco 7 | Philadelphia |

*** Overtime**

Note: Includes NFL Championship Games, 1960-69





SUPER BOWL RESULTS



| SUPER BOWL | DATE | RESULT | SITE |
|------------|---------|----------------------------------|---------------|
| I | 1-15-67 | Green Bay 35, Kansas City 10 | Los Angeles |
| II | 1-14-68 | Green Bay 33, Oakland 14 | Miami |
| III | 1-12-69 | N.Y. Jets 16, Baltimore 7 | Miami |
| IV | 1-11-70 | Kansas City 23, Minnesota 7 | New Orleans |
| V | 1-17-71 | Baltimore 16, Dallas 13 | Miami |
| VI | 1-16-72 | Dallas 24, Miami 3 | New Orleans |
| VII | 1-14-73 | Miami 14, Washington 7 | Los Angeles |
| VIII | 1-13-74 | Miami 24, Minnesota 7 | Houston |
| IX | 1-12-75 | Pittsburgh 16, Minnesota 6 | New Orleans |
| X | 1-18-76 | Pittsburgh 21, Dallas 17 | Miami |
| XI | 1-9-77 | Oakland 32, Minnesota 14 | Pasadena |
| XII | 1-15-78 | Dallas 27, Denver 10 | New Orleans |
| XIII | 1-21-79 | Pittsburgh 35, Dallas 31 | Miami |
| XIV | 1-20-80 | Pittsburgh 31, Los Angeles 19 | Pasadena |
| XV | 1-25-81 | Oakland 27, Philadelphia 10 | New Orleans |
| XVI | 1-24-82 | San Francisco 26, Cincinnati 21 | Pontiac |
| XVII | 1-30-83 | Washington 27, Miami 17 | Pasadena |
| XVIII | 1-22-84 | L.A. Raiders 38, Washington 9 | Tampa |
| XIX | 1-20-85 | San Francisco 38, Miami 16 | Stanford |
| XX | 1-26-86 | Chicago 46, New England 10 | New Orleans |
| XXI | 1-25-87 | N.Y. Giants 39, Denver 20 | Pasadena |
| XXII | 1-31-88 | Washington 42, Denver 10 | San Diego |
| XXIII | 1-22-89 | San Francisco 20, Cincinnati 16 | Miami |
| XXIV | 1-28-90 | San Francisco 55, Denver 10 | New Orleans |
| XXV | 1-27-91 | N.Y. Giants 20, Buffalo 19 | Tampa |
| XXVI | 1-26-92 | Washington 37, Buffalo 24 | Minneapolis |
| XXVII | 1-31-93 | Dallas 52, Buffalo 17 | Pasadena |
| XXVIII | 1-30-94 | Dallas 30, Buffalo 13 | Atlanta |
| XXIX | 1-29-95 | San Francisco 49, San Diego 26 | Miami |
| XXX | 1-28-96 | Dallas 27, Pittsburgh 17 | Tempe |
| XXXI | 1-26-97 | Green Bay 35, New England 21 | New Orleans |
| XXXII | 1-25-98 | Denver 31, Green Bay 24 | San Diego |
| XXXIII | 1-31-99 | Denver 34, Atlanta 19 | Miami |
| XXXIV | 1-30-00 | St. Louis 23, Tennessee 16 | Atlanta |
| XXXV | 1-28-01 | Baltimore 34, N.Y. Giants 7 | Tampa |
| XXXVI | 2-3-02 | New England 20, St. Louis 17 | New Orleans |
| XXXVII | 1-26-03 | Tampa Bay 48, Oakland 21 | San Diego |
| XXXVIII | 2-1-04 | New England 32, Carolina 29 | Houston |
| XXXIX | 2-6-05 | New England 24, Philadelphia 21 | Jacksonville |
| XL | 2-5-06 | Pittsburgh 21, Seattle 10 | Detroit |
| XLI | 2-4-07 | Indianapolis 29, Chicago 17 | Miami |
| XLII | 2-3-08 | N.Y. Giants 17, New England 14 | Glendale |
| XLIII | 2-1-09 | Pittsburgh 27, Arizona 23 | Tampa |
| XLIV | 2-7-10 | New Orleans 31, Indianapolis 17 | South Florida |
| XLV | 2-6-11 | Green Bay 31, Pittsburgh 25 | North Texas |
| XLVI | 2-5-12 | N.Y. Giants 21, New England 17 | Indianapolis |
| XLVII | 2-3-13 | Baltimore 34, San Francisco 31 | New Orleans |
| XLVIII | 2-2-14 | Seattle 43, Denver 8 | New Jersey |
| XLIX | 2-1-15 | New England 28, Seattle 24 | Glendale |
| 50 | 2-7-16 | Denver 24, Carolina 10 | Santa Clara |
| LI | 2-5-17 | New England 34, Atlanta 28 | Houston |
| LII | 2-4-18 | Philadelphia 41, New England 33 | Minneapolis |
| LIII | 2-3-19 | New England 13, L.A. Rams 3 | Atlanta |
| LIV | 2-2-20 | Kansas City 31, San Francisco 20 | Miami |
| LV | 2-7-21 | Tampa Bay 31, Kansas City 9 | Tampa Bay |
| LVI | 2-13-22 | L.A. Rams 23, Cincinnati 20 | Los Angeles |
| LVII | 2-12-23 | Kansas City 38, Philadelphia 35 | Glendale |



FUTURE SUPER BOWL SITES



| SUPER BOWL | SITE | STADIUM | DATE |
|------------|------------------------|-------------------|-------------------|
| LVIII | Las Vegas, Nevada | Allegiant Stadium | February 11, 2024 |
| LIX | New Orleans, Louisiana | Caesars Superdome | February 9, 2025 |



HONORS





LAMAR HUNT

Founder • 1960 - 2006



**Southern Methodist
Foolish Club (1959)**

**Chiefs Hall of Fame (1970)
Pro Football Hall of Fame (1972)**

Founded the American Football League in '59 and served as the league's first President ... Was the first AFL figure to be inducted into the Pro Football Hall of Fame on July 29, 1972 ... Described as the "architect, designer and builder of an impossible dream" by his Hall of Fame presenter, William Sullivan ... His Dallas Texans took the field as one of the AFL's charter franchises in '60 and became the Kansas City Chiefs in '63 ... Served as a principal figure in the negotiations that resulted in the AFL-NFL merger which was announced in '66 and fully completed in '70 ... Played a pivotal role in designing the league's current playoff format, as well as the adoption of the old AFL two-point conversion rule into NFL play in '94 ... Held the post of President of the American Football Conference ... Since '84, the AFC Championship Game trophy has carried his name ... Saw the Chiefs win three AFL titles ('62, '66 and '69), as well as a Lombardi Trophy from Super Bowl IV ... Was credited with accidentally putting the name "Super Bowl" on the NFL's championship game ... Graduated from Southern Methodist University in '56 with a B.S. in Geology ... Was a reserve end on SMU's football team ... He is survived by his wife, Norma and his four children, Lamar Jr., Sharron, Clark and Daniel, as well as 15 grandchildren ... Born August 2, 1932 in El Dorado, Ark. ... Died December 13, 2006 in Dallas, Texas.

Lamar Hunt 11-Time Hall of Famer

| Year | Hall of Fame | Location | Year | Hall of Fame | Location |
|------|----------------------|-----------------|------|------------------------|--------------------|
| 1970 | Chiefs | Kansas City, MO | 1997 | Texas Business | Houston, TX |
| 1972 | Pro Football | Canton, OH | 2004 | KC Business | Kansas City, MO |
| 1982 | U.S. Soccer | Frisco, TX | 2005 | FC Dallas Walk of Fame | Frisco, TX |
| 1984 | Texas Sports | Waco, TX | 2008 | Famous Missourians | Jefferson City, MO |
| 1993 | International Tennis | Newport, RI | 2008 | SMU Athletics | Dallas, TX |
| 1995 | Missouri Sports | Springfield, MO | | | |

THE LAMAR HUNT TROPHY

The winning team in the American Football Conference receives the Lamar Hunt Trophy, named in honor of Pro Football Hall of Fame inductee Lamar Hunt, the founder of the American Football League and the Kansas City Chiefs. First presented following the 1984 season, the 2010 season marked the debut of its redesign by Tiffany & Co. The new trophy reflects the sterling silver material of the Vince Lombardi Trophy, awarded each year to the Super Bowl champions. The Lamar Hunt Trophy is designed to depict the journey of the playoffs leading into the Super Bowl. The trophy's shape is based on the football shape used on the Vince Lombardi Trophy. It features an etched conference logo and the NFL Shield.



HUNT'S PRO FOOTBALL RECORD



| Year | W | L | T |
|------|----|---|---|
| 1960 | 8 | 6 | 0 |
| 1961 | 6 | 8 | 0 |
| 1962 | 11 | 3 | 0 |
| 1963 | 5 | 7 | 2 |
| 1964 | 7 | 7 | 0 |
| 1965 | 7 | 5 | 2 |
| 1966 | 11 | 2 | 1 |
| 1967 | 9 | 5 | 0 |
| 1968 | 12 | 2 | 0 |
| 1969 | 11 | 3 | 0 |
| 1970 | 7 | 5 | 2 |
| 1971 | 10 | 3 | 1 |
| 1972 | 8 | 6 | 0 |
| 1973 | 7 | 5 | 2 |
| 1974 | 5 | 9 | 0 |
| 1975 | 5 | 9 | 0 |

REGULAR SEASON

| Year | W | L | T |
|------|----|----|---|
| 1976 | 5 | 9 | 0 |
| 1977 | 2 | 12 | 0 |
| 1978 | 4 | 12 | 0 |
| 1979 | 7 | 9 | 0 |
| 1980 | 8 | 8 | 0 |
| 1981 | 9 | 7 | 0 |
| 1982 | 3 | 6 | 0 |
| 1983 | 6 | 10 | 0 |
| 1984 | 8 | 8 | 0 |
| 1985 | 6 | 10 | 0 |
| 1986 | 10 | 6 | 0 |
| 1987 | 4 | 11 | 0 |
| 1988 | 4 | 11 | 1 |
| 1989 | 8 | 7 | 1 |
| 1990 | 11 | 5 | 0 |
| 1991 | 10 | 6 | 0 |

| Year | W | L | T |
|---------------|------------|------------|-----------|
| 1992 | 10 | 6 | 0 |
| 1993 | 11 | 5 | 0 |
| 1994 | 9 | 7 | 0 |
| 1995 | 13 | 3 | 0 |
| 1996 | 9 | 7 | 0 |
| 1997 | 13 | 3 | 0 |
| 1998 | 7 | 9 | 0 |
| 1999 | 9 | 7 | 0 |
| 2000 | 7 | 9 | 0 |
| 2001 | 6 | 10 | 0 |
| 2002 | 8 | 8 | 0 |
| 2003 | 13 | 3 | 0 |
| 2004 | 7 | 9 | 0 |
| 2005 | 10 | 6 | 0 |
| 2006 | 9 | 7 | 0 |
| Totals | 375 | 321 | 12 |

POSTSEASON

| Year | W | L |
|---------------|----------|-----------|
| 1962 | 1 | 0 |
| 1966 | 1 | 1 |
| 1968 | 0 | 1 |
| 1969 | 3 | 0 |
| 1971 | 0 | 1 |
| 1986 | 0 | 1 |
| 1990 | 0 | 1 |
| 1991 | 1 | 1 |
| 1992 | 0 | 1 |
| 1993 | 2 | 1 |
| 1994 | 0 | 1 |
| 1995 | 0 | 1 |
| 1997 | 0 | 1 |
| 2003 | 0 | 1 |
| 2006 | 0 | 1 |
| Totals | 8 | 13 |

78

BOBBY BELL Linebacker • 1963-74

**Minnesota
Draft (No. 7 - 1963)**

**Chiefs Hall of Fame (1980)
Pro Football Hall of Fame (1983)**

Considered by many as the greatest outside linebacker to ever play the game ... Became the first Chiefs player to be enshrined in the Pro Football Hall of Fame when he was presented by Hank Stram on July 30, 1983 ... Was just the fifth American Football League performer to be immortalized in Canton ... Superb athlete began his pro career as a defensive end because the Chiefs needed help at that position when he joined the club as a seventh-round draft choice in '63 ... Was moved to linebacker in '65, where he earned a spot in the AFL All-Star game or the



Pro Bowl each of the next nine years ... Was named to the AFL's All-Time Team by the Pro Football Hall of Fame ... Starred on two AFL Championship teams, playing in Super Bowls I and IV ... Did not miss a contest during his 12-year career, playing in 168 consecutive games ... Intercepted 26 passes and recovered 15 fumbles ... Scored nine career TDs, including a 53-yard kickoff return ... His eight defensive touchdowns are the most of any player in franchise annals ... Versatile performer handled deep snapping on punts and kicks for the Chiefs ... Began his collegiate career as a quarterback at Minnesota ... Switched to defensive tackle as a sophomore and earned All-America honors at that position as both a junior and senior ... Received the Outland Trophy as college football's outstanding lineman in '62 ... Played on the College All-Star team that defeated the Green Bay Packers in '63 ... Is enshrined in the College Football (1991) and Missouri Sports Halls of Fame (1995) ... Was an all-state QB at Cleveland High School in Shelby, N.C. ... Resides in Kansas City and is currently retired after previously doing marketing for Factory Motor Parts ... Born June 17, 1940 in Shelby, N.C.



BELL'S PRO STATISTICS



| | Games | No. | INTERCEPTIONS | | | | FUMBLE Recoveries |
|----------------------|-------|-----|---------------|------|----|----|-------------------|
| | | | Yds. | Avg. | LG | TD | |
| Chiefs Totals | 168 | 26 | 479 | 18.4 | 61 | 6 | 15 |
| Postseason | 7 | 0 | 0 | 0.0 | -- | 0 | 0 |

Additional Stats: Had one kickoff return for a 53-yard TD vs. Denver (11/27/69).

BELL'S PRO SCORES (9)

| Date | Opponent | How Scored | Result |
|----------|-----------|------------------------|------------------------------|
| 10/18/64 | Buffalo | 20-yard fumble return | L Kansas City 22, Buffalo 35 |
| 10/3/65 | Boston | 38-yard INT return | W Kansas City 27, Boston 17 |
| 10/16/66 | Oakland | 7-yard fumble return | L Kansas City 13, Oakland 34 |
| 9/9/67 | @ Houston | 32-yard INT return | W Kansas City 25, Houston 20 |
| 11/27/69 | Denver | 53-yard kickoff return | W Kansas City 31, Denver 17 |
| 11/8/70 | Houston | 45-yard INT return | W Kansas City 24, Houston 9 |
| 12/19/71 | Buffalo | 26-yard INT return | W Kansas City 22, Buffalo 9 |
| 12/3/72 | Denver | 61-yard INT return | W Kansas City 24, Denver 21 |
| 10/6/74 | Denver | 28-yard INT return | L Kansas City 14, Denver 17 |

REGULAR SEASON SINGLE GAME CAREER HIGHS

Interceptions: 2 at San Diego (12/8/68)
INT Return Yards: 61 vs. Denver (12/3/72)

Long INT Return: 61 vs. Denver (12/3/72)
Fumble Recoveries: 2 at N.Y. Titans (11/16/69)

63

WILLIE LANIER

Linebacker • 1967-77



Morgan State
Draft (No. 2b - 1967)

Chiefs Hall of Fame (1985)
Pro Football Hall of Fame (1986)

A ferocious tackler who served as the intelligent and disciplined quarterback of the Chiefs vaunted defense, manning the club's middle linebacker post for 11 glorious seasons ... Presented by Lamar Hunt at the Pro Football Hall of Fame enshrinement ceremonies on August 2, 1986 ... Named to the NFL's 75th Anniversary Team in '94 ... Had the speed and agility to grab 27 career interceptions, good for the ninth-best total in franchise annals ... His 18 fumble recoveries rank second in club history



... A second-round draft choice in '67, he missed just five games during his pro career, which spanned 149 contests ... Played in two AFL All-Star games and six AFC-NFC Pro Bowls ... Named the Outstanding Defensive Player in the '72 Pro Bowl ... Helped the Chiefs to their only World Championship, a Super Bowl IV victory over Minnesota ... Became a starter four games into his rookie season ... Became the first Chiefs player to be named the NFL Man of the Year in '72 ... Is a member of both the Missouri Sports Hall of Fame (1999) and the College Football Hall of Fame (2000) ... Was a two-time Small College All-America pick at Morgan State, graduating with a B.S. in Administration ... Named MVP of the '66 Tangerine Bowl ... Attended Maggie L. Walker High School in Richmond, Va. ... Lives in Richmond, and serves as President of Lanier Group, an acquisition company ... Was formerly Chairman and CEO of Syncreon US, a supply chain management corporation ... Was nicknamed "Honey Bear" because he looked and acted friendly, but was ravenous on the field ... Born August 21, 1945 in Clover, Va.



NFL 75TH ANNIVERSARY TEAM



Linebackers

Dick Butkus 1965-73
Jack Ham 1971-82
Ted Hendricks 1969-83

Jack Lambert 1974-84
Willie Lanier 1967-77

Ray Nitschke 1958-72
Lawrence Taylor 1981-93



LANIER'S PRO STATISTICS



| | Games | No. | INTERCEPTIONS | | | | FUMBLE Recoveries |
|---------------|-------|-----|---------------|------|----|----|-------------------|
| | | | Yds. | Avg. | LG | TD | |
| Chiefs Totals | 149 | 27 | 440 | 16.3 | 75 | 2 | 18 |
| Postseason | 5 | 2 | 26 | 13.0 | 17 | 0 | 0 |

Additional Stats: Had one kickoff return for one yard at San Diego (10/15/67).

LANIER'S PRO SCORES (3)

| Date | Opponent | How Scored | Result |
|----------|-------------|--------------------------------|-------------------------------|
| 12/8/68 | @ San Diego | 75-yard INT Return | W Kansas City 40, San Diego 3 |
| 9/30/73 | Oakland | 17-yard INT Return | W Kansas City 16, Oakland 3 |
| 11/18/74 | @ Denver | Safety, tackled Otis Armstrong | W Kansas City 42, Denver 34 |

REGULAR SEASON SINGLE GAME CAREER HIGHS

Interceptions: 2 vs. Denver (12/6/70)
INT Return Yards: 75 at San Diego (12/8/68)
Long INT Return: 75 at San Diego (12/8/68)

Fumble Recoveries: 2 vs. Cincinnati (10/15/72)
vs. San Diego (12/16/73)

16

LEN DAWSON Quarterback • 1962-75



**Purdue
Free Agent (1962)**

**Chiefs Hall of Fame (1979)
Pro Football Hall of Fame (1987)**

Heart and soul of the Texans/Chiefs franchise during his illustrious career ... Presented by Hank Stram during Canton enshrinement ceremonies on August 8, 1987 ... During his tenure as the team's field general, he helped make the Chiefs one of pro football's premier teams and wound up among the elite passers in the game's history ... Under his guidance, the Chiefs were perennial contenders and won AFL Championships in '62, '66 and '69 ... Was MVP of Super Bowl IV when he directed Kansas City to a 23-7 win over the heavily-favored Minnesota Vikings ... Won the AFL passing title four times and still holds Chiefs career marks for pass attempts (3,696), completions



(2,115), passing yards (28,507) and touchdowns (237) ... Started his pro career as a first-round draft pick of Pittsburgh in '57, then landed with Cleveland before being cut by the Browns on June 12, 1962 ... Was signed by the Texans as a free agent on July 2, 1962 ... Named to six AFL All-Star teams and one Pro Bowl squad (71) ... Named AFL Player of the Year in '62 ... Started 158 regular season games for Kansas City, by far the most of any signal-caller in franchise history ... Led the AFL in passing four different seasons ('62, '64, '66 and '68) ... Paced the AFL in completion percentage eight times, including a string of six straight seasons from '64-69, the longest streak in NFL history ... Named the '73 NFL Man of the Year as pro football's outstanding player-citizen ... Retired on May 1, 1976 ... Was enshrined in the Missouri Sports Hall of Fame in '94 ... Led the Big Ten in passing and total offense for three seasons at Purdue ... Spent 35 years as a color commentator for the Chiefs Radio Network ... Worked as Sports Director and analyst of KMBC-TV in Kansas City ... Nicknamed "Lenny the Cool" ... Born June 20, 1935 in Alliance, Ohio... Died on August 24, 2022 in Kansas City, Missouri.

DAWSON'S PRO STATISTICS



| Year | Team | G-S | Att. | PASSING | | | TD | INT | LG | Rating | | | |
|----------------------|--------------|----------------|--------------|--------------|---------------|-------------|------------|------------|------------|------------|------------|-----------|-------------|
| | | | | Comp. | Yds. | Pct. | | | | | | | |
| 1957 | Pittsburgh | 3-1 | 4 | 2 | 25 | 50.0 | 6.3 | 0 | 0.0 | 15 | 69.8 | | |
| 1958 | Pittsburgh | 4-0 | 6 | 1 | 11 | 16.7 | 1.8 | 0 | 0.0 | 2 | 33.3 | | |
| 1959 | Pittsburgh | 12-0 | 7 | 3 | 60 | 42.9 | 8.6 | 1 | 14.3 | 0 | 0.0 | | |
| 1960 | Cleveland | 2-1 | 13 | 8 | 23 | 61.5 | 1.8 | 0 | 0.0 | 0 | 0.0 | | |
| 1961 | Cleveland | 7-1 | 15 | 7 | 85 | 46.7 | 5.7 | 1 | 6.7 | 3 | 20.0 | | |
| 1962 | Dallas (AFL) | 14-14 | 310 | 189 | 2,759 | 61.0 | 8.9 | 29 | 9.4 | 17 | 5.5 | | |
| 1963 | Kansas City | 14-13 | 352 | 190 | 2,389 | 54.0 | 6.8 | 26 | 7.4 | 19 | 5.4 | | |
| 1964 | Kansas City | 14-14 | 354 | 199 | 2,879 | 56.2 | 8.1 | 30 | 8.5 | 18 | 5.1 | | |
| 1965 | Kansas City | 14-12 | 305 | 163 | 2,262 | 53.4 | 7.4 | 21 | 6.9 | 14 | 4.6 | | |
| 1966 | Kansas City | 14-14 | 284 | 159 | 2,527 | 56.0 | 8.9 | 26 | 9.2 | 10 | 3.5 | | |
| 1967 | Kansas City | 14-14 | 357 | 206 | 2,651 | 57.7 | 7.4 | 24 | 6.7 | 17 | 4.8 | | |
| 1968 | Kansas City | 13-13 | 224 | 131 | 2,109 | 58.5 | 9.4 | 17 | 7.6 | 9 | 4.0 | | |
| 1969 | Kansas City | 9-7 | 166 | 98 | 1,323 | 59.0 | 8.0 | 9 | 5.4 | 13 | 7.8 | | |
| 1970 | Kansas City | 14-13 | 262 | 141 | 1,876 | 53.8 | 7.2 | 13 | 5.0 | 14 | 5.3 | | |
| 1971 | Kansas City | 14-13 | 301 | 167 | 2,504 | 55.5 | 8.3 | 15 | 5.0 | 13 | 4.3 | | |
| 1972 | Kansas City | 14-12 | 305 | 175 | 1,835 | 57.4 | 6.0 | 13 | 4.3 | 12 | 3.9 | | |
| 1973 | Kansas City | 8-6 | 101 | 66 | 725 | 65.3 | 7.2 | 2 | 2.0 | 5 | 5.0 | | |
| 1974 | Kansas City | 14-8 | 235 | 138 | 1,573 | 58.7 | 6.7 | 7 | 3.0 | 13 | 5.5 | | |
| 1975 | Kansas City | 12-5 | 140 | 93 | 1,095 | 66.4 | 7.8 | 5 | 3.6 | 4 | 2.9 | | |
| Chiefs Totals | | 182-158 | 3,696 | 2,115 | 28,507 | 57.2 | 7.7 | 237 | 6.4 | 178 | 4.8 | 92 | 92.8 |
| Pro Totals | | 210-161 | 3,741 | 2,136 | 28,711 | 57.1 | 7.7 | 239 | 6.4 | 183 | 4.9 | 92 | 82.6 |
| Postseason | | 8-8 | 188 | 107 | 1,497 | 56.9 | 8.0 | 7 | 3.7 | 8 | 4.3 | 63 | 77.1 |

Regular Season Additional Stats: Had 294 carries for 1,293 yards (4.4 avg.) with nine TDs.

Postseason Additional Stats: Had 22 carries for 103 yards (4.7 avg.) with a long of 20 yards.

86

BUCK BUCHANAN

Defensive Tackle • 1963-75



Grambling
Draft (No. 1 - 1963)

Chiefs Hall of Fame (1981)
Pro Football Hall of Fame (1990)

Became the third member of the Chiefs feared defense of the '60s and '70s to enter the Pro Football Hall of Fame when he was presented by Hank Stram on August 4, 1990 ... The first overall selection in the '63 AFL Draft, the pick utilized to select Buchanan was acquired in the only trade ever personally orchestrated by Lamar Hunt as the Texans sent QB Cotton Davidson to Oakland ... The Raiders later drafted Hall of Fame G Gene Upshaw in '67 with the express purpose of blocking Buchanan, who became the prototype for future pro defensive linemen ... Combined perfect size (6-7, 270) with outstanding strength and deceptive speed (10.2 in the 100) ... Worked briefly as a defensive end during his rookie campaign before becoming a fixture at right defensive tackle ... Helped Kansas City win two AFL crowns and their only Super Bowl following the '69 season ... Had an eight-year stretch where he either went to the AFL All-Star Game or the AFC-NFC Pro Bowl ... Was a unanimous All-AFL pick from '66-69 ... His teammates named him Chiefs MVP in '65 and '67 ... In '67 alone he batted down 16 passes at or behind the line of scrimmage ... Played in 182 career regular season games, including a stretch of 166 in a row ... Eddie Robinson, the legendary coach at Grambling where Buchanan was an NAIA All-America choice in '62, called him "the finest lineman I've ever seen." ... Played both offensive and defensive tackle at Grambling ... Enshrined in the College Football Hall of Fame in '96 ... Owned All-Pro Construction Company and All-Pro Advertising in Kansas City ... Was captain of both the football and basketball squads at Parker High School in Birmingham, Ala. ... Given name was "Junious," but was known as "Buck" ... Born September 10, 1940 in Gainesville, Ala. and died July 16, 1992 in Kansas City. Survived by his wife, Georgia, who lives in Kansas City.



BUCK BUCHANAN • 1940-1992

"The first time I met him, I was impressed with his awesome size, speed and agility, but underneath it all, you came away impressed with a tremendous person, a great competitor and a terrific leader. He loved what he represented, his family and the Chiefs."

- Hank Stram • July 1992

BUCHANAN'S PRO STATISTICS



| | Games | No. | Yds. | Avg. | LG | TD | FUMBLE Recoveries |
|---------------|-------|-----|------|------|----|----|-------------------|
| Chiefs Totals | 182 | 3 | 37 | 12.3 | 17 | 0 | 3 |
| Postseason | 7 | 0 | 0 | 0.0 | -- | 0 | 0 |

Additional Stats: Had one kickoff return for no yards vs. N.Y. Jets (11/5/67).

BUCHANAN'S PRO SCORE (1)

| Date | Opponent | How Scored | Result |
|---------|-------------|-------------------------------|-------------------------------|
| 12/8/68 | @ San Diego | Safety, tackled Jon Brittenum | W Kansas City 40, San Diego 3 |

REGULAR SEASON SINGLE GAME CAREER HIGHS

Interceptions: 1, three times, last vs. Oakland (9/30/73)

INT Return Yards: 17 vs. Oakland (9/30/73)

Long INT Return: 17 vs. Oakland (9/30/73)

Fumble Recoveries: 1, three times, last at San Diego (10/27/74)

3

JAN STENERUD

Kicker • 1967-79



Montana State
Draft (Redshirt No. 3 - 1966)

Chiefs Hall of Fame (1992)
Pro Football Hall of Fame (1991)

The first and only pure placekicker to be inducted into the Hall of Fame through 2015 ... Hank Stram presented Stenerud at enshrinement ceremonies in Canton on July 27, 1991 ... Stenerud's number 3 has been retired by the club ... Regarded by many as the best placekicker in pro football history ... Named to the NFL's 75th Anniversary Team in '94 and the Super Bowl Silver Anniversary Team in '90 ... Played 19 NFL seasons with Kansas City ('67-79), Green Bay ('80-83) and Minnesota ('84-85) ... At the time of his retirement he led the NFL



in most career field goals and was second in scoring in the NFL behind the fabled George Blanda ... Ranks 14th on the league's all-time scoring list with 1,699 points and is 13th in career field goals made with 373 ... Played in 186 regular season games with Kansas City, the sixth-highest tally in team history ... Still owns or shares five Chiefs records, including field goals attempted in a career (436) and season (44), as well as consecutive games scoring field goals (16) ... Hit three field goals with a long of 48 yards in Super Bowl IV victory over the Vikings ... Played in 263 pro games and never missed one because of injury or illness ... Played in six Pro Bowls, including two AFL All-Star games ... Named the Outstanding Offensive Player in the '72 Pro Bowl ... Was selected by the Chiefs in the third round of the '65 AFL "Redshirt" Draft ... Attended Montana State University on a skiing scholarship ... Was an outstanding ski jumper in his native Norway ... Was also inducted into the Green Bay Packers Hall of Fame (1991) and the Missouri Sports Hall of Fame (1996) ... Served as director of business development for HNTB Architecture, Inc., a Kansas City architectural firm, from 1989-2011 ... Born November 26, 1942 in Fetsund, Norway.



STENERUD'S PRO STATISTICS



SCORING

| Year | Team | G-S | FGM | FGA | Pct. | LG | PATs | Points |
|-----------------------|-------------|--------------|------------|------------|-------------|-----------|----------------|--------------|
| 1967 | Kansas City | 14-0 | 21 | 36 | .583 | 54 | 45-45 | 108 |
| 1968 | Kansas City | 14-0 | 30 | 40 | .750 | 52 | 39-40 | 129 |
| 1969 | Kansas City | 14-0 | 27 | 35 | .771 | 54 | 38-38 | 119 |
| 1970 | Kansas City | 14-0 | 30 | 42 | .714 | 55 | 26-26 | 116 |
| 1971 | Kansas City | 14-0 | 26 | 44 | .591 | 54 | 32-32 | 110 |
| 1972 | Kansas City | 14-0 | 21 | 36 | .583 | 50 | 32-32 | 95 |
| 1973 | Kansas City | 14-0 | 24 | 38 | .632 | 47 | 21-23 | 93 |
| 1974 | Kansas City | 14-0 | 17 | 24 | .708 | 50 | 24-26 | 75 |
| 1975 | Kansas City | 14-0 | 22 | 32 | .688 | 51 | 30-31 | 96 |
| 1976 | Kansas City | 14-0 | 21 | 38 | .553 | 52 | 27-33 | 90 |
| 1977 | Kansas City | 14-0 | 8 | 18 | .444 | 37 | 27-28 | 51 |
| 1978 | Kansas City | 16-0 | 20 | 30 | .667 | 46 | 25-26 | 85 |
| 1979 | Kansas City | 16-0 | 12 | 23 | .522 | 46 | 28-29 | 64 |
| 1980 | Green Bay | 4-0 | 3 | 5 | .600 | 40 | 3-3 | 12 |
| 1981 | Green Bay | 16-0 | 22 | 23 | .917 | 53 | 35-36 | 101 |
| 1982 | Green Bay | 9-0 | 13 | 18 | .722 | 48 | 25-27 | 64 |
| 1983 | Green Bay | 16-0 | 21 | 26 | .808 | 48 | 52-52 | 115 |
| 1984 | Minnesota | 16-0 | 20 | 23 | .870 | 54 | 30-31 | 90 |
| 1985 | Minnesota | 16-0 | 15 | 26 | .577 | 49 | 41-43 | 86 |
| Chiefs Totals | | 186-0 | 279 | 436 | .640 | 55 | 394-409 | 1,231 |
| Packers Totals | | 45-0 | 59 | 73 | .808 | 53 | 115-118 | 292 |
| Vikings Totals | | 32-0 | 35 | 49 | .714 | 54 | 71-74 | 176 |
| Pro Totals | | 263-0 | 373 | 558 | .668 | 55 | 580-601 | 1,699 |
| Postseason | | 7-0 | 13 | 21 | .619 | 48 | 12-13 | 51 |



HANK STRAM

Head Coach • 1960-74



**Purdue
Free Agent (1960)**

**Chiefs Hall of Fame (1987)
Pro Football Hall of Fame (2003)**

Guided the Texans/Chiefs on-field fortunes during the most glorious period in franchise history ... Entered the Hall of Fame on August 3, 2003 with QB Len Dawson serving as his presenter ... Commanded the club from '60-74, posting a regular season record of 124-76-10 (.614) ... Also compiled a 5-3 postseason mark ... Garnered a reputation as one of the game's most imaginative offensive minds ... Was credited with devising the moving pocket, the two-tight end offense and the stack defense ... Directed the franchise to three AFL titles and two Super Bowl appearances, including a 23-7 win vs. Minnesota in Super Bowl IV following the '69 season ... Put together a string of nine consecutive winning seasons from '65-73, compiling an 82-36 record over that span ... Was honored as either the AFL or AFC Coach of the Year four times: '62, '66, '68 and '70 ... Is enshrined in the Pro Football Hall of Fame along with seven of his Chiefs players – LB Bobby Bell ('83), LB Willie Lanier ('86), QB Len Dawson ('87), DT Buck Buchanan ('90), K Jan Stenerud ('91), CB Emmitt Thomas (2008) and Curley Culp (2013) ... Served two seasons as the Saints head coach from '76-77, giving him a career NFL regular season record of 131-97-10 ... Enshrined in the Missouri Sports Hall of Fame in '96 ... Was an assistant coach at the University of Miami before being named the Texans head coach ... Also served as a college assistant at Purdue, SMU and Notre Dame ... Won seven letters as an athlete at Purdue, three in football and four in baseball ... Known as "The Mentor" ... Born January 3, 1923 in Chicago, Ill. and died on July 4, 2005 in Covington, La.



... Put together a string of nine consecutive winning seasons from '65-73, compiling an 82-36 record over that span ... Was honored as either the AFL or AFC Coach of the Year four times: '62, '66, '68 and '70 ... Is enshrined in the Pro Football Hall of Fame along with seven of his Chiefs players – LB Bobby Bell ('83), LB Willie Lanier ('86), QB Len Dawson ('87), DT Buck Buchanan ('90), K Jan Stenerud ('91), CB Emmitt Thomas (2008) and Curley Culp (2013) ... Served two seasons as the Saints head coach from '76-77, giving him a career NFL regular season record of 131-97-10 ... Enshrined in the Missouri Sports Hall of Fame in '96 ... Was an assistant coach at the University of Miami before being named the Texans head coach ... Also served as a college assistant at Purdue, SMU and Notre Dame ... Won seven letters as an athlete at Purdue, three in football and four in baseball ... Known as "The Mentor" ... Born January 3, 1923 in Chicago, Ill. and died on July 4, 2005 in Covington, La.



STRAM'S PRO COACHING RECORD



| Year | Team | W | LT | Pct. | Division Finish | |
|----------------------|--------------|------------|-----------|-----------|-----------------|-----|
| 1960 | Dallas (AFL) | 8 | 6 | 0 | .571 | 2nd |
| 1961 | Dallas (AFL) | 6 | 8 | 0 | .429 | 2nd |
| 1962 | Dallas (AFL) | 11 | 3 | 0 | .786 | 1st |
| 1963 | Kansas City | 5 | 7 | 2 | .429 | 3rd |
| 1964 | Kansas City | 7 | 7 | 0 | .500 | 2nd |
| 1965 | Kansas City | 7 | 5 | 2 | .571 | 3rd |
| 1966 | Kansas City | 11 | 2 | 1 | .821 | 1st |
| 1967 | Kansas City | 9 | 5 | 0 | .643 | 2nd |
| 1968 | Kansas City | 12 | 2 | 0 | .857 | 2nd |
| 1969 | Kansas City | 11 | 3 | 0 | .786 | 2nd |
| 1970 | Kansas City | 7 | 5 | 2 | .571 | 2nd |
| 1971 | Kansas City | 10 | 3 | 1 | .750 | 1st |
| 1972 | Kansas City | 8 | 6 | 0 | .571 | 2nd |
| 1973 | Kansas City | 7 | 5 | 2 | .571 | 3rd |
| 1974 | Kansas City | 5 | 9 | 0 | .357 | 3rd |
| 1976 | New Orleans | 4 | 10 | 0 | .286 | 3rd |
| 1977 | New Orleans | 3 | 11 | 0 | .273 | 4th |
| Chiefs Totals | | 124 | 76 | 10 | .614 | |
| Saints Totals | | 7 | 21 | 0 | .250 | |
| Pro Totals | | 131 | 97 | 10 | .571 | |

| Year | Team | W | L | POSTSEASON | | Result |
|-------------------|--------------|----------|----------|------------|-------------|---------------------------------|
| | | | | T | Pct. | |
| 1962 | Dallas (AFL) | 1 | 0 | 0 | 1.000 | AFL Champions |
| 1966 | Kansas City | 1 | 1 | 0 | .500 | Lost in Super Bowl I |
| 1968 | Kansas City | 0 | 1 | 0 | .000 | Lost in AFL Divisional Playoffs |
| 1969 | Kansas City | 3 | 0 | 0 | 1.000 | Super Bowl IV Champions |
| 1971 | Kansas City | 0 | 1 | 0 | .000 | Lost in AFC Divisional Playoffs |
| Pro Totals | | 5 | 3 | 0 | .625 | |

18

EMMITT THOMAS

Cornerback • 1966-78



Bishop College
Free Agent (1966)

Chiefs Hall of Fame (1986)
Pro Football Hall of Fame (2008)

The fourth member of the Chiefs vaunted defense of the '60-70s to be enshrined into the Pro Football Hall of Fame ... Patrolled the Kansas City secondary for 13 seasons and was one of the finest cornerbacks of his era ... Owns the Chiefs all-time interception record with 58, which places him 12th on the NFL's all-time list ... His 58 picks are also the fourth-highest NFL total by a pure cornerback ... Also holds the Kansas City club record with 938 interception return yards ... Returned five interceptions for touchdowns ... Led the NFL in interceptions in '74 with a team-record 12, just two shy of the league's single-season mark ... Led the AFL with nine picks in '69 ... Paced the Chiefs in interceptions in five seasons ... Registered 23.8 percent of his 63 career INTs (regular and postseason) against members of the Pro Football Hall of Fame ... Selected to four Pro Bowls ('71, '72, '74 and '75 seasons) and one AFL All-Star Game ('68 season) ... Named first-team AP All-Pro in '74 and was a second-team selection in '75 ... Played in 181 career regular season games, the ninth-highest total in club annals, as well as seven postseason contests ... Has the most postseason interceptions in Kansas City history with five, including two in the '69 AFL Championship Game and one in the Chiefs Super Bowl IV triumph over the Minnesota Vikings ... Won American Football League championships with Kansas City in '66 and '69 and was a member of the Chiefs Super Bowl I and Super Bowl IV squads ... Made the Chiefs as an undrafted free agent from Bishop College in Dallas ... Born June 3, 1943 in Angleton, Texas ... Has spent 37 seasons in the NFL coaching ranks with seven different teams ... Rejoined the Chiefs as defensive backs coach in 2010 ... Named to the Texas Black Sports Hall of Fame in 2016.



THOMAS' PRO STATISTICS



| | Games | No. | Yds. | Avg. | LG | TD | FUMBLE Recoveries |
|---------------|-------|-----|------|------|----|----|-------------------|
| Chiefs Totals | 181 | 58 | 938 | 16.2 | 73 | 5 | 7 |
| Postseason | 7 | 5 | 101 | 20.2 | 62 | 0 | 0 |

Additional Stats: Had 11 punt returns for 64 yards (5.8 avg.) and 29 kickoff returns for 673 yards (23.2 avg.).

THOMAS' PRO SCORES (5)

| Date | Opponent | How Scored | Result |
|----------|------------|--------------------|---------------------------------|
| 11/12/67 | @ Boston | 57-yard INT Return | W Kansas City 23, Boston 10 |
| 11/27/69 | Denver | 45-yard INT Return | W Kansas City 31, Denver 17 |
| 10/18/71 | Pittsburgh | 32-yard INT Return | W Kansas City 38, Pittsburgh 17 |
| 9/15/74 | N.Y. Jets | 38-yard INT Return | W Kansas City 24, N.Y. Jets 16 |
| 12/4/74 | Minnesota | 73-yard INT Return | L Kansas City 15, Minnesota 35 |

REGULAR SEASON SINGLE GAME CAREER HIGHS

Interceptions: 2, eight times, last at Denver (11/18/74)
INT Return Yards: 73 vs. Minnesota (12/4/74)

Long INT Return: 73 vs. Minnesota (12/4/74)
Fumble Recoveries: 2 at Dallas (11/10/75)

58

DERRICK THOMAS

Linebacker • 1989-99

Alabama
Draft (No. 1 - 1989)

Chiefs Hall of Fame (2001)
Pro Football Hall of Fame (2009)



Pass rusher extraordinaire became the third Chiefs linebacker to be inducted into the Pro Football Hall of Fame ... Served as the heart and soul of the Chiefs franchise for 11 glorious seasons ('89-99) ... Was not only a bona fide star in terms of his contributions on the field, but also illuminated countless lives through his charitable efforts ... Received the '93 NFL Man of the Year Award, the '95 Byron "Whizzer" White Award and was named former President George H. W. Bush's "832nd Point of Light" ... On the field, was one of the most dominant defensive players of his day thanks to his patented sack-and-strip maneuver ... Established Chiefs career records for sacks (126.5), safeties (3), fumble recoveries (19) and forced fumbles (45) ... His 126.5 sacks were the fourth-highest



total ever by a linebacker at the time of his death and still rank 16th overall in NFL history ... Produced a club-record 20.0 sacks in '90, including an NFL-record 7.0 sacks vs. Seattle (11/11/90) ... A member of the Hall of Fame's All-Decade Team of the '90s, no player could top his 116.5 sacks during that decade ... The lone player in Chiefs history to see action in three different decades with his final contest coming vs. Oakland (1/2/00) ... Saw duty in 169 games (157 starts) and owns a share of another franchise mark with 10 career playoff appearances ... Won the Mack Lee Hill Award as a rookie in '89 ... Produced nine consecutive Pro Bowl berths following the '89-97 seasons, the second-highest total recorded by a player in Chiefs history ... Was the initial two-time winner ('91, '94) of the club's MVP trophy which now bears his name ... Known simply as "D.T." ... Was born January 1, 1967 in Miami, Fla., the same day the Chiefs won the '66 AFL Championship to advance to Super Bowl I. Died on February 8, 2000 in Miami, Fla., following a serious auto accident on January 23, 2000 in Kansas City, Mo.

THOMAS' PRO STATISTICS

| Year | Team | G-S | TACKLES | | | SACKS | | INTERCEPTIONS | | | | | QB | |
|-------------------|-------------|----------------|------------|------------|------------|--------------|--------------|---------------|-----------|-----------|-----------|-----------|-----------|------------|
| | | | Solos | Asst. | Total | No. | Yds. | No. | Yds. | LG | PDs | FF | FR | Press. |
| 1989 | Kansas City | 16-16 | 56 | 19 | 75 | 10.0 | 95.5 | 0 | 0 | -- | 4 | 3 | 1 | 55 |
| 1990 | Kansas City | 15-15 | 47 | 16 | 63 | 20.0 | 150.0 | 0 | 0 | -- | 5 | 6 | 2 | 35 |
| 1991 | Kansas City | 16-15 | 60 | 19 | 79 | 13.5 | 112.0 | 0 | 0 | -- | 2 | 4 | 4 | 42 |
| 1992 | Kansas City | 16-16 | 54 | 13 | 67 | 14.5 | 113.0 | 0 | 0 | -- | 2 | 8 | 3 | 27 |
| 1993 | Kansas City | 16-15 | 32 | 11 | 43 | 8.0 | 50.0 | 0 | 0 | -- | 0 | 4 | 1 | 47 |
| 1994 | Kansas City | 16-15 | 67 | 19 | 86 | 11.0 | 71.0 | 0 | 0 | -- | 5 | 6 | 3 | 45 |
| 1995 | Kansas City | 15-15 | 59 | 12 | 71 | 8.0 | 57.5 | 0 | 0 | -- | 4 | 2 | 1 | 54 |
| 1996 | Kansas City | 16-15 | 49 | 9 | 58 | 13.0 | 99.0 | 0 | 0 | -- | 4 | 3 | 1 | 47 |
| 1997 | Kansas City | 12-10 | 34 | 21 | 55 | 9.5 | 56.5 | 0 | 0 | -- | 2 | 3 | 0 | 34 |
| 1998 | Kansas City | 15-10 | 40 | 12 | 54 | 12.0 | 79.0 | 0 | 0 | -- | 1 | 3 | 2 | 26 |
| 1999 | Kansas City | 16-16 | 56 | 21 | 77 | 7.0 | 65.0 | 1 | 20 | 20 | 5 | 3 | 1 | 32 |
| NFL Totals | | 169-158 | 558 | 170 | 728 | 126.5 | 948.5 | 1 | 20 | 20 | 34 | 45 | 19 | 444 |
| Postseason | | 10-10 | 36 | 1 | 37 | 7.5 | 55.0 | 0 | 0 | -- | 2 | 3 | 0 | 4 |


Additional Stats: Had four career touchdowns - a 23-yard fumble return at L.A. Rams (11/10/91), a fumble recovery in the end zone vs. Denver (12/27/92), an 86-yard fumble return at Seattle (12/5/93) and a 44-yard fumble return at Oakland (12/26/98). Had three safeties - vs. San Francisco (9/11/94), at San Diego (12/14/97) and vs. Oakland (9/6/98). Blocked a field goal vs. Pittsburgh (10/7/96).

61

CURLEY CULP *Defensive Tackle • 1968-74*

**Arizona State
Trade (1968)**

**Chiefs Hall of Fame (2008)
Pro Football Hall of Fame (2013)**



The fifth member of the Chiefs defense of the 1960s-70s to be enshrined into the Pro Football Hall of Fame ... Becomes the seventh player and ninth member of the team's Super Bowl IV victory in 1970 to enter Canton ... An anchor of the Chiefs defensive line for seven seasons ... Heralded as one of the quickest defensive linemen in the league ... Became a prototype for today's 3-4 nose tackle ... Starting defensive tackle on Kansas City's Super Bowl IV squad ... A member of the Chiefs 25-Year All-Time Team ... Played in AFL All-Star Game following the 1969 campaign and the Pro Bowl after the 1971 campaign ... Named AP Defensive Player of the Week for outstanding games in both 1969 and 1973 ... Claimed the unofficial sack crown for the Chiefs with 9.0 QB takedowns in 1973 ... Owned five fumble recoveries while in a Kansas City uniform ... Appeared in 82 games for the Chiefs after joining the club in a trade with Denver ... Originally entered pro football as a second-round pick of the Broncos in 1968 ... Was traded to Houston in 1974 and played eight more seasons with Houston (1974-80) and Detroit (1980-81), earning four Pro Bowl berths during his tenure with the Oilers ... Earned All-America honors from The Sporting News and Times as a collegiate player at Arizona State ... Was the NCAA heavyweight wrestling champion in 1967 and was named to the 1968 U.S. Olympic wrestling team ... Born March 10, 1946 in Yuma, Ariz and died November 27, 2021 in Pearland, TX.



CULP'S PRO STATISTICS



| | Games | Fumble Recoveries | Interceptions |
|---------------|-------|-------------------|---------------|
| Chiefs Totals | 82 | 5 | 0 |
| Pro Totals | 179 | 13 | 1 |

ENSHRINEMENT REMARKS

"You know, this is an occasion that's long been in my dreams and now lives in reality. I cannot express how glorious a feeling this is for me and my family who have long hoped with me that this day would come. So to be enshrined into the Pro Football Hall of Fame gives me joy and inspiration that would last the rest of my life ... It is an honor for me to be placed among all of these great Hall of Famers, and an honor to wear the great red and white of the Kansas City Chiefs and the blue and white of the Houston Oilers, I am now honored and humbled to wear Hall of Fame gold."

- Curley Culp • August 3, 2013



68

WILL SHIELDS

Guard • 1993-06

Nebraska
Draft (No. 7 - 1993)

Chiefs Hall of Fame (2012)
Pro Football Hall of Fame (2015)



An anchor of the Chiefs offensive line for 14 seasons, he was known as one of the most reliable, durable and dependable offensive linemen in league history ... Appeared in a franchise-record 224 games with 223 starts to rank first in club history ... His 14 years of service rank second in team annals ... Elected to 12 consecutive Pro Bowls, earning his first trip to the NFL's annual all-star game following the 1995 season ... His 12 career Pro Bowls played stand tied for the most appearances in the history of the AFC-NFC Pro Bowl ... Named the Walter Payton NFL Man of the Year in 2003 for not only his accomplishments



on the field but also his extensive work off the field through his "Will to Succeed Foundation" ... Honored as the team's Mack Lee Hill Award winner in 1993 as the club's top rookie or first-year player ... Helped pave the way for five individual 1,000-yard rushers during his tenure with the Chiefs ... Helped the Chiefs lead the league in rushing offense in 1995 with 2,222 yards ... Blocked for RB Larry Johnson as he compiled 1,750 rushing yards in 2005 and 1,789 rushing yards in 2006, the two-highest single-season totals in team history ... RB Priest Holmes produced 1,615 rushing yards in 2002, the third-best seasonal mark in club annals, with Shields leading the way ... Helped anchor an offensive line that served as the foundation for one of the most potent offensive stretches in Chiefs history ... In 2004, Kansas City set an NFL single-season record with 398 first downs and led the league in total offense for the first time in franchise history, averaging a club-record 418.4 yards per game ... Originally entered the NFL as the Chiefs third-round pick (7th overall) in the 1993 NFL Draft ... Was a three-time All-Big Eight choice at Nebraska and was honored with the Outland Trophy as a senior in 1992 as the nation's best interior lineman ... Was inducted into the College Football Hall of Fame in 2011 ... Born September 15, 1971 in Fort Riley, Kan.

SHIELD'S PRO STATISTICS



| Year | Regular | | Postseason | | Year | Regular | | Postseason | |
|---------------|------------|------------|------------|----|------|---------|----|------------|----------|
| | GP | GS | GP | GS | | GP | GS | GP | GS |
| 1993 | 16 | 15 | 3 | 3 | 2000 | 16 | 16 | - | - |
| 1994 | 16 | 16 | 1 | 1 | 2001 | 16 | 16 | - | - |
| 1995 | 16 | 16 | 1 | 1 | 2002 | 16 | 16 | - | - |
| 1996 | 16 | 16 | - | - | 2003 | 16 | 16 | 1 | 1 |
| 1997 | 16 | 16 | 1 | 1 | 2004 | 16 | 16 | - | - |
| 1998 | 16 | 16 | - | - | 2005 | 16 | 16 | - | - |
| 1999 | 16 | 16 | - | - | 2006 | 16 | 16 | 1 | 1 |
| Totals | 224 | 223 | | | | | | 8 | 8 |



NFL LEADERS

REGULAR SEASON STARTING STREAKS THROUGH 2016



| Games | Player | Teams | Streak | |
|-----------|------------|---------------------|---------------------------------|-------------------------------------|
| 1. | 297 | Brett Favre | Green Bay, N.Y. Jets, Minnesota | Sept. 27, 1992-Dec. 5, 2010 |
| 2. | 270 | Jim Marshall | Minnesota | Sept. 17, 1961-Dec. 16, 1979 |
| 3. | 240 | Mick Tingelhoff | Minnesota | Sept. 16, 1962-Dec. 17, 1978 |
| 4. | 229 | Bruce Matthews | Houston (Tennessee) | Nov. 29, 1987-Jan. 6, 2002 |
| 5. | 223 | Will Shields | Kansas City | Sept. 12, 1993-Dec. 31, 2006 |



42

JOHNNY ROBINSON

Halfback/Safety • 1960-71

LSU
Draft (No. 1 - 1960)

Chiefs Hall of Fame (1974)
Pro Football Hall of Fame (2019)



Inducted to the Pro Football Hall of Fame in 2019 as the Seniors Committee nominee ... The sixth member of the Chiefs defense of the 1960s-70s to be enshrined into the Pro Football Hall of Fame ... Becomes the eighth player and tenth member of the team's Super Bowl IV victory in 1970 to enter Canton ... Excelled as both a halfback (1960-61) and safety (1962-71) ... Named to the AFL's All-Time Team by the Pro Football Hall of Fame as a safety ... Was the third-leading interceptor in AFL history with 43 ... His 57 career interceptions rank second in team history ... Led the AFL in picks with 10 in 1966 and topped the NFL in 1970 with 10 ... The Texans/Chiefs recorded a remarkable 35-1-1 record in games when he had an interception ... Was a six-time All-AFL selection (1963-68) and played in the AFC-NFC Pro Bowl following the 1970 season ... Played in 164 career games ... As a halfback during the franchise's first two seasons, he rushed for 658 yards and six TDs on 150 carries and caught 77 passes for 1,228 yards and nine scores ... Averaged 13.0 yards per punt return over the course of his career, returning one for a touchdown (12/11/60 vs. Boston) ... Was a first-round pick (third overall) of the Texans in the 1960 AFL Draft ... Was also a first-round pick of the NFL's Detroit Lions ... Was a member of the Chiefs Super Bowl IV championship team and LSU's 1959 National Championship squad ... While at LSU, he won the SEC Championship in tennis in both singles and doubles ... Also enshrined in the Missouri Sports Hall of Fame ... Born September 9, 1938 in Delhi, La.



CHIEFS FRANCHISE LEADERS CAREER INTERCEPTIONS



| | INTs | Player | Years |
|----|-----------|------------------------|----------------|
| 1. | 58 | Emmitt Thomas | 1966-78 |
| 2. | 57 | Johnny Robinson | 1960-71 |
| 3. | 50 | Deron Cherry | 1981-91 |
| 4. | 39 | Gary Barbaro | 1976-82 |
| 5. | 38 | Albert Lewis | 1983-93 |



ROBINSON'S PRO STATISTICS



| | | INTERCEPTIONS | | | | |
|------------|-------|---------------|-------|------|----|----|
| | Games | No. | Yds. | Avg. | LG | TD |
| Totals | 164 | 57 | 741 | 13.0 | 57 | 1 |
| Postseason | 8 | 4 | 131 | 32.8 | 72 | 0 |
| | | RUSHING | | | | |
| | Games | No. | Yds. | Avg. | LG | TD |
| Totals | 164 | 150 | 658 | 4.4 | 49 | 6 |
| | | RECEIVING | | | | |
| | Games | Rec. | Yds. | Avg. | LG | TD |
| Totals | 164 | 77 | 1,228 | 15.9 | 74 | 9 |

88

TONY GONZALEZ

Tight End • 1997-2008

California
Draft (No. 1 - 1997)

Chiefs Hall of Fame (2018)
Pro Football Hall of Fame (2019)

Over 12 seasons with the Kansas City Chiefs (1997-08), Gonzalez appeared in 190 regular season games with 174 starts, earning 10 Pro Bowl appearances and five first-team All-Pro selections from the Associated Press ... He finished his career with numerous NFL records for tight ends, including most career receptions (1,325), most receiving yards (15,127), most 100-yard receiving games (31) and second-most touchdown



receptions (111) behind TE Antonio Gates (114) ... While first among tight ends, his 1,325 career receptions are second to only Pro Football Hall of Fame WR Jerry Rice (1,549) in NFL history ... Gonzalez recorded at least one reception in 211 consecutive games to finish his career, 61 games more than the previous NFL record by a tight end ... He became the first tight end in league history to produce 16 consecutive seasons with 50 or more receptions and ended his career with 14 70-catch seasons and 15 consecutive 60-catch campaigns to go with his 16 consecutive 50-catch seasons ... Only G Will Shields (224), P Dustin Colquitt (222), K Nick Lowery (212) and P Jerrel Wilson (203) played in more games ... During his 12 seasons with the Chiefs he set franchise records for receptions (916), receiving yards (10,940), receiving touchdowns (76) and 100-yard games (26) ... He had four 1,000-yard receiving seasons in Kansas City, becoming the first tight end in NFL history to record four such seasons ... He owns the top four spots in team history for receptions in a single season, including a franchise record 102 catches that led the league during the 2004 season ... He caught at least one pass in a club-record 131 consecutive games ... He concluded his career in Kansas City with a franchise-record 10,954 yards from scrimmage and ranks second in team annals with 76 total touchdowns behind RB Priest Holmes (83) ... Gonzalez was named the recipient of both Chiefs annual team honors, earning the Derrick Thomas Award as the Chiefs MVP in 2008 and the Mack Lee Hill Award as the club's top rookie or first-year player in 1997 ... A two-sport athlete at the University of California, Gonzalez arrived in Kansas City as the club's first-round draft choice (13th overall) in 1997. Gonzalez was traded to the Atlanta Falcons on April 23, 2009 ... Born February 27, 1976 in Huntington Beach, California.



GONZALEZ'S PRO STATISTICS



| Year | GP | Rec. | Yds. | TD | Year | GP | Rec. | Yds. | TD |
|------|----|------|-------|----|---------------|------------|------------|---------------|-----------|
| 1997 | 16 | 33 | 368 | 2 | 2004 | 16 | 102 | 1,258 | 7 |
| 1998 | 16 | 59 | 621 | 2 | 2005 | 16 | 78 | 905 | 2 |
| 1999 | 15 | 76 | 849 | 11 | 2006 | 16 | 73 | 900 | 5 |
| 2000 | 16 | 93 | 1,203 | 9 | 2007 | 16 | 99 | 1,172 | 5 |
| 2001 | 16 | 73 | 917 | 6 | 2008 | 16 | 96 | 1,058 | 10 |
| 2002 | 16 | 63 | 773 | 7 | Totals | 190 | 916 | 10,940 | 76 |
| 2003 | 16 | 71 | 916 | 10 | | | | | |



NFL CAREER LEADERS TIGHT END RECEIVING STATISTICS



| PLAYER | REC. | PLAYER | YARDS | PLAYER | TD |
|-------------------|-------|-------------------|--------|-------------------|-----|
| 1. Tony Gonzalez | 1,325 | 1. Tony Gonzalez | 15,127 | 1. Antonio Gates | 116 |
| 2. Jason Witten | 1,215 | 2. Jason Witten | 12,977 | 2. Tony Gonzalez | 111 |
| 3. Antonio Gates | 955 | 3. Antonio Gates | 11,841 | 3. Rob Gronkowski | 79 |
| 4. Shannon Sharpe | 815 | 4. Travis Kelce | 10,344 | 4. Jimmy Graham | 74 |
| 5. Travis Kelce | 814 | 5. Shannon Sharpe | 10,060 | 5t. Travis Kelce | 69 |
| | | | | Jason Witten | |

OTHER PRO FOOTBALL HALL OF FAMERS




Mike Webster, *Center, 1989-90*

Enshrined Pro Football Hall of Fame 1997



53



Concluded his storied 17-year NFL career with two seasons in Kansas City ('89-90), but will be remembered by most for his 15 seasons ('74-88) with the Pittsburgh Steelers ... Regarded by many as the greatest center to ever play the game ... Noted for not only his strength, toughness and durability, but also his character ... A fifth-round draft pick of the Pittsburgh Steelers out of the University of Wisconsin in '74, went on to become one of the most dominating and durable offensive linemen of his era ... Played in 245 career games (207 starts), tying the NFL record for most contests ever played by a center ... Only seven other offensive linemen in league history have seen action in more games ... A member of Pittsburgh's teams which claimed wins in Super Bowls IX, X, XIII and XIV ... A nine-time Pro Bowler and six-time All-Pro selection ... Named to both the NFL's 75th Anniversary Team and the NFL's Silver Anniversary Super Bowl squad ... Born in Tomahawk, Wis. on March 18, 1952 and died in Pittsburgh, Pennsylvania on September 24, 2002.

19



Joe Montana, *Quarterback, 1993-94*

Enshrined Pro Football Hall of Fame 2000

Perhaps the finest quarterback ever to step under center in pro football history ... Concluded his masterful 16-year NFL tenure with two playoff seasons in Kansas City ('93-94) ... Spent 14 seasons ('79-92) in San Francisco and guided the 49ers to wins in Super Bowls XVI, XIX, XXIII and XXIV, earning game MVP honors three times (XVI, XIX and XXIV) ... The NFL's Most Valuable Player in '89 ... Earned eight Pro Bowl bids and led the league in passing in both '87 and '89 ... The king of the late-game heroics, exhibited his "Montana Magic" with 31 career fourth-quarter comebacks ... In '93, guided the Chiefs to their first AFC West title since '71 with an 11-5 mark ... Led Kansas City on a remarkable playoff run in '93 which concluded in Kansas City's first-ever trip to the AFC Championship Game ... Also took the Chiefs to the playoffs in '94, throwing for 314 yards in his final NFL game, a 27-17 postseason loss at Miami ... Played in 192 regular season NFL games with 164 starts and started 23 career playoff games ... Retired April 18, 1995, and at that time ranked fourth in NFL history in passing yards (40,551), attempts (5,391) and TD passes (273) ... Named to NFL's 75th Anniversary All-Time Team ... Born in New Eagle, Pa. on June 11, 1956.



NOTE: 2000 Pro Football Hall of Fame enshrinee Ronnie Lott never played in a regular season game for Kansas City, but retired as a member of the Chiefs in the '95 preseason.

Marv Levy, *Head Coach, 1978-82*

Enshrined Pro Football Hall of Fame 2001



Just the 11th modern-era head coach to be elected to the Pro Football Hall of Fame ... The only coach in NFL history to guide his squad to four consecutive Super Bowls ... Spent 16 1/2 seasons as NFL head coach, compiling a 143-112 regular season record with the Chiefs and Bills ... Produced a 31-42 record with Kansas City from '78-82 ... Joined the Chiefs after serving a five-year stint as the head coach of the CFL's Montreal Alouettes ... After inheriting a team that was coming off a 2-12 season in '77, he installed a Wing-T offense with the Chiefs in '78 ... The club made steady improvement under his guidance, posting records of 4-12 in '78, 7-9 in '79 and 8-8 in '80 ... In '81, the Chiefs finished 9-7, marking the team's first winning campaign since '73 ... His final year in Kansas City was a strike-shortened 3-6 campaign in '82 ... A veteran of three professional leagues, served one year as head coach of the USFL's Chicago Blitz in '84 ... Took over the Buffalo Bills midway through the '86 season and produced a franchise-best 112-70 regular season record and an 11-8 postseason mark over the '86-97 campaigns ... Under his guidance, the Bills won six AFC East titles, claimed AFC Championships and represented the AFC in Super Bowls XXV, XXVI, XXVII and XXVIII ... Born in Chicago, Ill. on August 3, 1925.

Marcus Allen, *Running Back, 1993-97*

Enshrined Pro Football Hall of Fame 2003



32



Regarded as one of the finest all-purpose performers in NFL history, playing the game with unparalleled class and professionalism ... Was presented in Canton on August 3, 2003 by his father, Harold "Red" Allen ... Signed with the Chiefs as an unrestricted free agent on June 9, 1993 ... Helped lead Kansas City to a 55-25 record and three AFC West titles in five seasons with the Chiefs ... Played in 222 regular season contests, the most of any running back in NFL history before retiring on April 9, 1998 ... Owns 145 career TDs, putting him at sixth all-time in NFL history ... Ranks third in league annals with 123 rushing TDs, including 44 in a Chiefs uniform ... Is eighth in NFL history with 3,022 rushing attempts and 12th with 12,243 rushing yards ... His 17,654 scrimmage yards are the seventh-highest career tally in the league books ... Led the league with 1,759 rushing yards and 2,314 yards from scrimmage in '85 ... Enjoyed six Pro Bowl seasons, including one with the Chiefs in '93 ... Was named the MVP of Super Bowl XVIII after compiling 191 rushing yards ... Won Kansas City's MVP Award in both '93 and '95 ... Also threw six TD passes during his career ... Was the first player in NFL history to record 10,000 yards rushing and 5,000 yards receiving ... Claimed the Heisman Trophy as a senior at Southern California in '81 ... Entered the NFL with the Raiders as the 10th overall selection in the '82 NFL Draft ... Enshrined in both the College Football and Missouri Sports Halls of Fame in 2001 ... Has served as an analyst and feature reporter for both CBS and The NFL Network ... Was an All-America quarterback and defensive back at San Diego's Lincoln High School ...

Nicknamed "Cutty" for his innate ability to make opponents miss ... Born March 26, 1960 in San Diego, Calif.

1



Finished his 23-year career in the CFL and NFL as the most prolific passer in pro football history ... Competed in four decades of pro competition after beginning his career with the Edmonton Eskimos in '78, leading that club to an unprecedented five consecutive Grey Cup titles from '78-82 ... Made his NFL debut with Houston in '84 and went on to spend 17 seasons in the NFL ranks, seeing duty with Houston ('84-93), Minnesota ('94-96), Seattle ('97-98) and Kansas City ('99-00) ... Registered nine Pro Bowl berths during his illustrious career ... Earned All-Pro honors with the Oilers in '90, leading the league in completions (362), attempts (584), passing yards (4,689) and TDs (33) ... Including his regular and postseason totals in both the CFL and NFL, saw duty in an incredible 324 meaningful professional games, starting 263 of those contests, producing 5,754 completions, 9,880 attempts, 73,561 yards, 464 TDs and 331 INTs ... Those 73,561 career passing yards in both leagues translate into an astounding 42.0 miles ... In 208 games (203 starts) of regular season NFL competition, completed 3,988 of 6,823 passes for 49,325 yards with 291 TDs ... Also made 10 career NFL postseason starts ... Threw for 527 yards in a 27-10 Houston win at Kansas City (12/16/90), the second-highest single-game passing performance in NFL history ... Concluded his storied career with a two-year stint in Kansas City ... Became the oldest QB to ever start for the Chiefs when he opened a contest at San Diego (11/26/00) ... Was named the NFL's Man of the Year in '89 ... Born in Los Angeles, Calif. on November 18, 1956.

Warren Moon, *Quarterback, 1999-00*

Enshrined Pro Football Hall of Fame 2006



Willie Roaf, *Tackle, 2002-05*

Enshrined Pro Football Hall of Fame 2012



77



Heralded as one of the most consistent offensive linemen in NFL history, Roaf was elected to 11 Pro Bowls during his illustrious 13-year NFL career ... His 11 Pro Bowls tied him with Cincinnati T Anthony Munoz (1998) and Baltimore T Jonathan Ogden for the most Pro Bowl berths ever by an offensive tackle ... Spent four seasons with Kansas City (2002-05) and earned Pro Bowl invitations following each of those campaigns, the highest total by any offensive tackle in Chiefs history ... Received first-team AP All-Pro honors four times during his career, including the 2003-04 campaigns with the Chiefs ... One of the most dominant players at his position during his era, Roaf was named to the All-Decade Team of the 1990s and the 2000s by the Pro Football Hall of Fame ... Blocked for a 1,000-yard rusher during three of his four seasons with the Chiefs ... RB Larry Johnson compiled 1,750 rushing yards in 2005, the second-highest single-season total in team history. RB Priest Holmes, the franchise's all-time leading rusher, produced 1,615 rushing yards in 2002, the third-best seasonal mark in club annals ... QB Trent Green did not miss a single start with Roaf protecting his blind side, as the quarterback earned Pro Bowl honors in both 2003 and 2005 ... Helped anchor an offensive line that served as the foundation for one of the most potent offensive stretches in Chiefs history ... In 2004, Kansas City set an NFL single-season record with 398 first downs and led the league in total offense for the first time in franchise history, averaging a club-record 418.4 yards per game ... Started 189 regular season games and three postseason games during his NFL career ... Entered the NFL as a first-round draft pick (eighth overall) in 1993 out of Louisiana Tech ... Joined the Chiefs in a trade with New Orleans in 2002 ... Born in Bluff, Ark.

P i n e

Morten Andersen, *Placekicker, 2002-03*

Enshrined Pro Football Hall of Fame 2017



Recognized as one of the most prolific scorers in league history ... Nicknamed the "Great Dane" he was the first pure place-kicker to be inducted into the Pro Football Hall of Fame since former Kansas City great Jan Stenerud in 1991 and only the second to earn enshrinement ... Only player in history to make the NFL's all-decade team for the 1980's and 1990's ... Elected to seven Pro Bowls throughout his 25-year NFL career ... Among the most notable league records he set were most career points (2,544), most fields goals made (565) and games played (382) ... In addition, his 40 field goals of 50 yards or longer were the most in NFL history at the time of his retirement ... Spent two seasons with the Kansas City Chiefs (2002-03) after signing as a free agent where he made 38 of 46 field goal attempts and scored 223 points ... 82.6 percent clip as a Chief was a better success rate than what he posted for any other NFL team ... First game as a Chief in 2002 he hit a 30-yard field goal to get the 40-39 victory over the Cleveland Browns ... In 2003, he kicked a 31-yard field goal with one second remaining at Green Bay to send the game to overtime, where the Chiefs would beat the Packers with a touchdown ... Made a 35-yard kick with four seconds left later that same season to give the Chiefs a 27-24 win over the Oakland Raiders ... Currently ties for fourth place in franchise history for most consecutive games scoring field goals with 11 in 2002 ... Also, he sits tied in fifth place with most consecutive fields goals made with 15 in 2002 ... Selected by the New Orleans Saints in the 4th round (86th overall) of the 1981 NFL Draft.



Spent 32 seasons in the NFL during which time he earned the reputation of rebuilding franchises into dominant playoff teams ... Most noted for turning fortunes of three different teams that included a combined five Super Bowl appearances by the Buffalo Bills and Indianapolis Colts ... First administrator named NFL's Executive of the Year by the Sporting News six times ... Served under fellow Hall of Famer and former Chiefs Head Coach Marv Levy during his time in Kansas City ... Left Kansas City to take over as General Manager of the Buffalo Bills in 1984 ... Led the Bills to four straight AFC Eastern Division titles from 1988 to 1991 including back-to-back 13-3 records in 1990 and 1991 ... Bills earned three straight Super Bowl berths after winning the AFC Championship in 1990-92 ... Drafted former Indianapolis Colts quarterback Peyton Manning during his time as General Manager of the Colts ... Guided Colts to eight division titles, two Super Bowl appearances including a win in Super Bowl XLI ... Worked in the NFL office in 1993 and 1994 as the league's Vice President of Football Development ... Born December 8, 1942 in Bronx, New York.

Bill Polian, *Scout & Front Office Executive, 1978-82*

Enshrined Pro Football Hall of Fame 2015



Bobby Beathard, *Scout, 1966-67*

Enshrined Pro Football Hall of Fame 2018



Noted for his adept eye for talent through a career that spanned more than three decades ... Served as a scout for the Chiefs and Falcons before being named director of player personnel for the Dolphins in 1972 where he was an integral part of Miami's two Super Bowl teams ... He began his career as a part-time scout for the Kansas City Chiefs in 1963, but left to scout for the American Football League before returning to the Chiefs in 1966 when the team played in Super Bowl I ... Following his time in Miami, Beathard was named general manager of Washington in 1978 ... His visionary thinking soon became a template for the NFL where first-round draft picks were weapons to be used in trades ... In his 11 years in Washington, the team had only three first-round picks and the team went to the Super Bowl three times and won twice ... Beathard was hired as general manager of the Chargers in 1990 and immediately brought hope to a city hungry for a winner ... In just his third season in San Diego, the organization won its first AFC Western Division championship in more than a decade and by 1994, the team made its first Super Bowl appearance ... Collectively, his teams won 10 division titles, seven league/conference championships and four Super Bowls – Super Bowls VII and VIII with Miami and Super Bowls XVII and XXII with Washington ... Born January 24, 1937 in Zanesville, Ohio.

Ty Law, *Cornerback, 2006-07*

Enshrined Pro Football Hall of Fame 2018



24



Considered one of the best defensive backs of his era, Law was selected to five Pro Bowls and twice named an AP All-Pro ... Intercepted 53 passes over his 15-year career ... Spent two seasons with the Chiefs (2006-07), intercepting six passes ... Led the 2006 Chiefs with 4 interceptions ... Started all 32 regular season games he played in Kansas City ... Recorded his first interception as a Chief against San Francisco (10/1/06), contributing a Chiefs 41-0 shutout victory ... Forced a career-high three fumbles during the 2006 season ... A key contributor to the Chiefs 2006 Wild Card berth ... Intercepted Peyton Manning twice in the AFC Wild Card Game (1/6/07) despite Kansas City falling to Indianapolis 23-8 ... Played the first 10 seasons (1995-04) of his career for the New England Patriots ... With New England, he played in three Super Bowls, winning twice (XXXVI, XXXVIII) ... Played on two of the best games of his career in the Patriots Super Bowl XXXVI win over the St. Louis Rams, recording 8 tackles, 2 passes defended and an interception returned for a touchdown ... Started 13 playoff games and intercepted 6 passes in his postseason career ... Intercepted a career high 10 passes with the New York Jets during the 2005 season ... Also played for the Denver Broncos (2009) ... Acquired by Kansas City via free agency in 2006 ... Originally drafted in the first round (23rd overall) by the New England Patriots in the 1995 NFL Draft ... Played his college football at the University of Michigan ... Born February 10, 1974 in Aliquippa, Pennsylvania.



Bill Cowher, *Defensive Coordinator, 1989-91*

Enshrined Pro Football Hall of Fame 2020

Known as one of the greatest defensive minds in the history of the game ... Spent 28 seasons in the NFL (six as a player, 22 as a coach), including a legendary 15-season tenure as the head coach of the Pittsburgh Steelers (1992-06) ... Led Pittsburgh to eight division titles, 10 playoff berths and two Super Bowl appearances (XXX, XL), including one championship in Super Bowl XL ... Named NFL Coach of the Year twice by Sporting News (1992, 2004) and once by the Associated Press (1992) ... Became the second coach ever, joining Hall of Famer Paul Brown, to lead a team to the playoffs in each of his first six seasons as a head coach ... Led Pittsburgh to a franchise-record 15 wins in 2004 ... Holds stellar career records as a head coach of 149-90-1 (.623) in the regular season and 12-9 (.571) in the postseason ... Ranks second all-time in career wins (149) in Steelers franchise history, trailing only the legendary Chuck Noll (193 wins from 1969-91) ... His 12 playoff wins are tied for eighth-most in NFL history ... Prior to the Steelers, served as Defensive Coordinator for the Kansas City Chiefs for three seasons (1989-91) under Marty Schottenheimer ... In 1989, guided a Chiefs defense that was second in the league in total yards allowed ... From 1990-91, helped the Chiefs to their second and third playoff appearances since 1972 ... Also served as a special teams coach and secondary coach for the Cleveland Browns (1985-88) ... Prior to coaching, had a six-season playing career as a linebacker and on special teams with the Philadelphia Eagles (1979, 1983-84) and Cleveland Browns (1980-82) ... Born May 8, 1957 in Crafton, Pa.



Dick Vermeil, *Head Coach, 2001-05*

Enshrined Pro Football Hall of Fame 2022



Known for his knowledge, humility, and passion for the game of football ... Spent 17 seasons as a coach in the NFL ... First NFL coaching job coming as a special teams coach for the Los Angeles Rams in 1969 ... Was named the ninth head coach in franchise history on January 12, 2001, spending five seasons (2001-05) at the helm of the Chiefs. He compiled a regular season record of 44-36 (.550), making him the fourth-winningest head coach in franchise history ... In 2003, Vermeil was named the Maxwell Football Club Coach of the Year after leading the Chiefs to a 13-3 record and an AFC West title ... One of just seven head coaches in NFL history to go to the Super Bowl with two different franchises ... Led the Eagles to the club's first Super Bowl appearance in 1980, and he was named the AP NFL Coach of the Year in 1999 when he won Super Bowl XXIV with the Rams

... Was head coach in St. Louis from 1997-2000 ... Enshrined in Philadelphia Eagles Hall of Fame and St. Louis Football Ring of Honor ... Prior to NFL coaching career, he did two stints at UCLA serving as the offensive coordinator and head coach (1970, 1974-75), assistant coach at Stanford (1965-68), Played backup quarterback at San Jose State College (now San Jose State University), graduated in 1959 ... Born October 30, 1936 in Calistoga, California.



24



Darrelle Revis, Cornerback, 2017

Enshrined Pro Football Hall of Fame 2023

One of the most decorated and feared defensive backs in the history of the game, he earned the nickname “Revis Island” for his ability to lock down the game’s top receivers ... Revis was selected to participate in seven Pro Bowls and earned AP All-Pro honors in four consecutive seasons (2009-12) during his 11-year career ... Finished his career with 29 interceptions, including three returned for touchdowns, as well as 139 passes defensed spanning his 145 career games played ... Spent a portion of the 2017 season with the Chiefs after signing with the club mid-way through the year ... Appeared in five games (two starts) for Kansas City ... Originally selected 14th overall in the first round of the 2007 NFL Draft by the New York Jets ... Spent eight years with the Jets over two stints (2007-12, 2015-16), earning team MVP honors in 2009 and 2011 ... Also played for the Tampa Bay Buccaneers (2013) and the New England Patriots (2014), where he started at left cornerback during New England’s 28-24 win over Seattle in Super Bowl XLIX, tallying one sack and one solo tackle ... Named to the NFL’s All-Decade Team of the 2010s ... Played collegiately at the University of Pittsburgh ... Born July 14, 1985 in Aliquippa, Pennsylvania.




44

Jerrel Wilson, *Punter, 1963-77*

Inducted 1988

Considered one of the top punters to ever play the game ... Was named to the All-Time AFL team by the Pro Football Hall of Fame ... Played more seasons (15) than any player in team history, while his 203 games played rank third in club annals ... Owns franchise records for most punts in a career (1,018), as well as records for gross average in a season (45.5) and game (56.4) ... His 43.4-yard career average ranks second in club annals ... Owns the NFL record for most seasons leading the league in punting average, doing so four times ('65, '68, '72-73) ... Owns the Super Bowl record for career punting average (46.5) ... Known as both "Thunderfoot" and "Duck" ... Had four career punts over 70 yards ... Named to three AFC-NFC Pro Bowl squads ... Was a center at Southern Mississippi ... Played some running back early in his pro career ... Spent one season with the New England Patriots in '78 ... Drafted by Kansas City in the 11th round of the '63 AFL Draft ... Born October 4, 1941 in New Orleans, La. and died on April 9, 2005 in Bronson, Texas.



WILSON'S CHIEFS STATISTICS

| Games | Punting | | | | | | Rushing | | | | | |
|-------|---------|--------|------|----|------|----------|---------|------|------|----|----|--|
| | No. | Yds. | Avg. | LG | Blk. | Net. Avg | No. | Yds. | Avg. | LG | TD | |
| 203 | 1,018 | 44,218 | 43.4 | 72 | 12 | 35.4 | 21 | 53 | 2.5 | 12 | 0 | |

Ed Podolak, *Running Back, 1969-77*

Inducted 1989

14



Is one of the toughest, most hard-nosed players to ever don a Chiefs uniform ... Played in 104 regular season games (66 starts) ... Is the Chiefs fourth all-time leading rusher with 4,451 yards on 1,157 carries and ranks sixth with 34 TDs ... Was also an excellent pass receiver and return man ... Caught 288 passes for 2,456 yards and six scores while averaging 8.6 yards per punt return and 20.5 yards per kickoff return ... His 8,343 career combined net yards are the fifth-most in club history ... Had one of the finest all-around performances in pro football history on Christmas Day '71, when he had an NFL single-game postseason record 350 total yards in a double OT playoff loss to Miami; had 85 rushing yards, 110 receiving yards and 155 yards on returns ... Led Kansas City in rushing five times, while pacing the squad in receiving and punt returns three times apiece ... Selected by the Chiefs in the second round of the '69 draft ... Played QB and RB at the University of Iowa and does color commentary for the Hawkeye Radio Network ... Born September 1, 1947 in Atlantic, Iowa.

PODOLAK'S CHIEFS STATISTICS

| Games | Rushing | | | | | Receiving | | | | | Kickoff Returns | | | | | Punt Returns | | | | |
|--------|---------|-------|------|----|----|-----------|-------|------|----|----|-----------------|------|------|----|----|--------------|------|------|----|----|
| | No. | Yds. | Avg. | LG | TD | No. | Yds. | Avg. | LG | TD | No. | Yds. | Avg. | LG | TD | No. | Yds. | Avg. | LG | TD |
| 104-66 | 1,157 | 4,451 | 3.8 | 65 | 34 | 288 | 2,456 | 8.5 | 59 | 6 | 34 | 697 | 20.5 | 38 | 0 | 86 | 739 | 8.6 | 60 | 0 |

51

Jim Lynch, *Linebacker, 1967-77*

Inducted 1990

Teamed with Pro Football Hall of Famers Willie Lanier and Bobby Bell to form one of the finest linebacker trios the game has ever seen ... The trio played together for eight memorable seasons ('67-74) ... Played in 151 games, including a string of 148 in a row ... Manned the right linebacker spot, where he recorded 17 interceptions ... Also produced 14 fumble recoveries, tying for the fifth-highest total in franchise history ... Had four seasons where he recorded three interceptions and two campaigns with three fumble recoveries ... Helped Chiefs to a huge victory over the Minnesota Vikings in Super Bowl IV, making four tackles ... Played in AFL All-Star game following the '68 season ... Was the co-captain of Notre Dame's '66 National Championship team and won the Maxwell Award as the nation's outstanding defensive player ... Enshrined in the College Football Hall of Fame in '92 ... Was a second-round pick of Kansas City in '67 ... Born August 28, 1945 in Lima, Ohio and died on July 21, 2022 in Kansas City, Mo.



MACK LEE HILL & DERRICK THOMAS AWARDS



Each year since 1966, Chiefs players have selected a recipient for the Mack Lee Hill Award. It is a tribute to the late Mack Lee Hill, an outstanding running back who played for the Chiefs in 1964 and 1965. He was described as a man who played as much with his heart as he did with his driving legs in the early days of the American Football League.

In memory and tribute to Hill, the award is presented annually to the Chiefs rookie or first-year player who, as the inscription on the trophy reads - "Presented by his teammates in the spirit of the late Mack Lee Hill." In selecting the recipient, the Chiefs veterans look for a first-year player who has displayed the spirit and attitude of Mack Lee Hill.



MACK LEE HILL AWARD

| | | | | | |
|------|----|-----------------|------|-------|-----------------------|
| 1966 | RB | Mike Garrett | 1995 | WR | Tamarick Vanover |
| 1967 | K | Jan Stenerud | 1996 | S | Reggie Tongue |
| 1968 | RB | Robert Holmes | 1997 | TE | Tony Gonzalez |
| 1969 | CB | Jim Marsalis | 1998 | T | Victor Riley |
| 1970 | C | Jack Rudnay | 1999 | LB | Mike Maslowski |
| 1971 | WR | Elmo Wright | 2000 | S | Greg Wesley |
| 1972 | WR | Larry Marshall | 2001 | DT | Eric Downing |
| 1973 | TE | Gary Butler | 2002 | LB | Scott Fujita |
| 1974 | RB | Woody Green | 2003 | LB | Kawika Mitchell |
| 1975 | TE | Walter White | | DE | Jimmy Wilkerson |
| 1976 | S | Gary Barbaro | 2004 | DE | Jared Allen |
| 1977 | CB | Gary Green | 2005 | LB | Derrick Johnson |
| 1978 | NT | Don Parrish | 2006 | DE | Tamba Hali |
| 1979 | P | Bob Grupp | 2007 | WR | Dwayne Bowe |
| 1980 | CB | Eric Harris | 2008 | CB | Maurice Leggett |
| 1981 | S | Lloyd Burruss | 2009 | K | Ryan Succop |
| 1982 | C | Les Studdard | 2010 | S | Eric Berry |
| 1983 | T | David Lutz | 2011 | LB | Justin Houston |
| 1984 | CB | Kevin Ross | 2012 | DT | Dontari Poe |
| 1985 | RB | Jeff Smith | 2013 | CB | Marcus Cooper |
| 1986 | LB | Dino Hackett | 2014 | RB/WR | De'Anthony Thomas |
| 1987 | RB | Christian Okoye | 2015 | CB | Marcus Peters |
| 1988 | RB | James Saxon | 2016 | WR | Tyreek Hill |
| 1989 | LB | Derrick Thomas | 2017 | RB | Kareem Hunt |
| 1990 | LB | Percy Snow | 2018 | OL | Andrew Wylie |
| 1991 | LB | Tracy Simien | 2019 | WR | Mecole Hardman |
| 1992 | WR | Willie Davis | 2020 | RB | Clyde Edwards-Helaire |
| 1993 | G | Will Shields | 2021 | LB | Nick Bolton |
| 1994 | WR | Lake Dawson | 2022 | RB | Isiah Pacheco |

For the past 39 years the Chiefs have upheld a tradition of selecting the club's Most Valuable Player. Named in honor of the late Derrick Thomas, this Chiefs custom is especially meaningful for its recipients not only because of the man that it is named in honor of, but also because it is selected by a vote of their peers. Thomas was the heart and soul of the Kansas City defense from 1989-99.

One of the most popular figures in Chiefs history, Thomas was posthumously enshrined in the Pro Football Hall of Fame in 2009. A member of the Hall of Fame's NFL All-Decade Team of the 1990s, Thomas was the cornerstone around whom the Chiefs franchise was rebuilt.



DERRICK THOMAS AWARD

| | | | | | |
|------|-----|-------------------|------|----|-----------------|
| 1979 | S | Gary Barbaro | 2002 | RB | Priest Holmes |
| 1980 | DE | Art Still | 2003 | QB | Trent Green |
| 1981 | RB | Joe Delaney | 2004 | QB | Trent Green |
| 1982 | CB | Gary Green | 2005 | RB | Larry Johnson |
| 1983 | QB | Bill Kenney | 2006 | RB | Larry Johnson |
| 1984 | DE | Art Still | 2007 | DE | Jared Allen |
| 1985 | S | Lloyd Burruss | 2008 | TE | Tony Gonzalez |
| 1986 | CB | Albert Lewis | 2009 | RB | Jamaal Charles |
| 1987 | WR | Carlos Carson | 2010 | RB | Jamaal Charles |
| 1988 | S | Deron Cherry | 2011 | LB | Derrick Johnson |
| 1989 | RB | Christian Okoye | 2012 | RB | Jamaal Charles |
| 1990 | QB | Steve DeBerg | 2013 | RB | Jamaal Charles |
| 1991 | LB | Derrick Thomas | 2014 | LB | Justin Houston |
| 1992 | DE | Neil Smith | 2015 | S | Eric Berry |
| 1993 | RB | Marcus Allen | | QB | Alex Smith |
| 1994 | LB | Derrick Thomas | 2016 | S | Eric Berry |
| 1995 | RB | Marcus Allen | 2017 | QB | Alex Smith |
| 1996 | S | Mark Collins | 2018 | QB | Patrick Mahomes |
| 1997 | WR | Andre Rison | 2019 | S | Tyrann Mathieu |
| 1998 | G/T | Glenn Parker | 2020 | TE | Travis Kelce |
| 1999 | LB | Marcus Patton | 2021 | S | Tyrann Mathieu |
| 2000 | WR | Derrick Alexander | 2022 | QB | Patrick Mahomes |
| 2001 | RB | Priest Holmes | | | |

WALTER PAYTON NFL MAN OF THE YEAR AWARD



Willie Lanier (1972) – Following his selection as the '72 Man of the Year, five \$4,000 college scholarships were presented in Lanier's name ... Was actively involved in a campaign to prevent drug abuse and attended the President's Drug Abuse Council in Washington, D.C. in '71 ... "Drugs are one of the worst things that could happen to a potential genius or a mind of someone who could offer a lot to society," Lanier said in '72 ... Played a prominent role with the American Cancer Society in Kansas City and was Chairman of a \$100,000 capital campaign for the Boys & Girls Clubs of Greater Kansas City ... Has awarded over \$550,000 in scholarships to Morgan State University and public school students in Richmond, Virginia dating back to '86.



Len Dawson (1973) – Selected by a vote of NFL fans as the '73 Man of the Year ... Said Dawson at the time, "If we have the opportunity, we can't turn our backs on people. We can do two things with children – help them or hinder them. I want to help." ... Was actively involved in numerous charitable endeavors, including the March of Dimes and the Missouri Driving Safety Program ... Served as the '72 Missouri Chairman for the "I Quit" anti-smoking campaign sponsored by the American Cancer Society ... Was also a longtime chairman of the Chiefs Huddle Club which sponsored various youth activities ... Every year since '77 he has awarded the "Len Dawson Scholarship" to a Kansas City area high school senior.

Derrick Thomas (1993) – Through his "Third and Long Foundation" helped promote children's literacy in Kansas City ... Started an inner-city reading program and read to children at local libraries each Saturday prior to home games ... Was designated by President George H.W. Bush as the "832nd point of light" ... Also selected as the winner of the Byron "Whizzer" White Humanitarian Award in '95 by the NFL Players Association ... Thomas' father Air Force Captain Robert Thomas was shot down on a B-52 mission in Vietnam, leading Thomas to become an avid supporter of veterans and military personnel ... He was the recipient of the Veterans of Foreign Wars Hall of Fame Award in '99.



Will Shields (2003) – Formed the "Will to Succeed Foundation" with his wife Senia in '93. To date, the foundation has benefited more than 100,000 individuals ... Primary foundation benefactors include children's agencies, centers for abused and neglected women and children ... The foundation also promotes literacy and creativity initiatives ... Was the inaugural winner of *Pro Football Weekly's* Arthur S. Arkush Humanitarian Award in '99 and was named the 2001 NFL Good Guy of the Year by *The Sporting News* ... The Shields are also members of the Mid-America Education Hall of Fame and were the first NFL couple recognized for their charitable efforts by The Citizenship Through Sports Alliance.

Brian Waters (2009) – Four-time Pro Bowler became Kansas City's fifth NFL Man of the Year honoree after forming the "Brian Waters 54 Foundation" in 2004 ... Since its inception, tens of thousands of children and families in the Greater Kansas City area as well as the state of Texas have been positively impacted ... To date, his foundation has awarded 82 college scholarships to low-income students ... His back-to-school program provides backpacks full of school supplies, as well as haircuts, uniforms, shoes, immunizations and dental care, benefitting thousands of children ... The 54 Foundation partners with more than 20 different agencies annually.




MAN OF THE YEAR CHARITY CHALLENGE



NFL players are known for their competitiveness and for their community service, and every season since the 2014 campaign, Nationwide - the presenting sponsor of the Walter Payton NFL Man of the Year Award - has also run the annual Charity Challenge. During the six-week social media campaign, all 32 Walter Payton NFL Man of the Year nominees - one from every team - earn mentions from fan social media support, with the most-mentioned player earning an additional contribution to their designated charity from Nationwide.

In the nine-year history of the Man of the Year Charity Challenge, four Kansas City Chiefs Walter Payton NFL Man of the Year nominees have walked away with the top spot in fan voting, earning a contribution to their charity of choice. The four Chiefs honorees are the most by a single team in the short history of the challenge, with three of them earning the Charity Challenge title in consecutive seasons from 2020-22.



Eric Berry - 2015
Eric Berry Foundation



Travis Kelce - 2020
Eighty-Seven & Running Foundation



Tyrann Mathieu - 2021
Tyrann Mathieu Foundation



Patrick Mahomes - 2022
15 and the Mahomies Foundation

AFC-NFC PRO BOWL SELECTIONS



1970

(January 24, 1971)

Bobby Bell, LB
Buck Buchanan, DT
Ed Budde, G
 Curley Culp, DT
Willie Lanier, MLB
Jim Marsalis, CB
 Jerry Mays, DE
Johnny Robinson, S
 Jan Stenerud, K
Jim Tyrer, T
 Jerrel Wilson, P

1971

(January 23, 1972)

Bobby Bell, LB
Buck Buchanan, DT
Ed Budde, G
 Curley Culp, DT
 Len Dawson, QB
 Willie Lanier, MLB**
 Jan Stenerud, K*
 Otis Taylor, WR
Emmitt Thomas, CB
Jim Tyrer, T
 Jerrel Wilson, P

1972

(January 21, 1973)

Bobby Bell, LB
 Ed Budde, G
Willie Lanier, MLB
Otis Taylor, WR
 Emmitt Thomas, CB
 Jerrel Wilson, P

1973

(January 20, 1974)

Willie Lanier, MLB
 Jack Rudnay, C

1974

(January 20, 1975)

Willie Lanier, MLB
 Jack Rudnay, C
Emmitt Thomas, CB

KEY

BOLD Denotes Starter
 *Outstanding Off. Player
 **Outstanding Def. Player

1975

(January 26, 1976)

Willie Lanier, MLB
 Jack Rudnay, C
 Jan Stenerud, K
 Emmitt Thomas, CB

1976

(January 17, 1977)

Jack Rudnay, C

1979

(January 27, 1980)

Bob Grupp, P

1980

(February 1, 1981)

Gary Barbaro, S
 J.T. Smith, KR
Art Still, DE

1981

(January 31, 1982)

Gary Barbaro, S
Joe Delaney, RB
 Gary Green, CB
 Nick Lowery, K
 Art Still, DE

1982

(February 6, 1983)

Gary Barbaro, S
Art Still, DE
 Gary Green, CB

1983

(January 29, 1984)

Carlos Carson, WR
Deron Cherry, S
Gary Green, CB
 Bill Kenney, QB

1984

(January 27, 1985)

Deron Cherry, S
 Art Still, DE

1985

(February 2, 1986)

Deron Cherry, S

1986

(February 1, 1987)

Lloyd Burruss, S
Deron Cherry, S
Bill Maas, DT

1987

(February 7, 1988)

Carlos Carson, WR
Deron Cherry, S
 Albert Lewis, CB
Bill Maas, DT

1988

(January 29, 1989)

Deron Cherry, S
 Dino Hackett, LB
 Albert Lewis, CB

1989

(February 4, 1990)

Albert Lewis, CB
Christian Okoye, RB
 Kevin Ross, CB
Derrick Thomas, LB

1990

(February 3, 1991)

Albert Lewis, CB
 Nick Lowery, K
 Kevin Ross, CB
Derrick Thomas, LB

1991

(February 2, 1992)

Christian Okoye, RB
 Neil Smith, DE
Derrick Thomas, LB

1992

(February 7, 1993)

John Alt, T
 Nick Lowery, K
Neil Smith, DE
Derrick Thomas, LB

1993

(February 6, 1994)

Marcus Allen, RB
 John Alt, T
 Joe Montana, QB
Neil Smith, DE
Derrick Thomas, LB

1994

(February 5, 1995)

Dale Carter, CB
 Neil Smith, DE
Derrick Thomas, LB

1995

(February 4, 1996)

Kimble Anders, FB
 Steve Bono, QB
Dale Carter, CB
Dan Saleaumua, DT
 Will Shields, G
Neil Smith, DE
 Derrick Thomas, LB

1996

(February 2, 1997)

Kimble Anders, FB
 Dale Carter, CB
Will Shields, G
Derrick Thomas, LB

1997

(February 1, 1998)

Kimble Anders, FB
Dale Carter, CB
 James Hasty, CB
 Andre Rison, WR
Will Shields, G
 Derrick Thomas, LB

1998

(February 7, 1999)

Will Shields, G

1999

(February 6, 2000)

Tony Gonzalez, TE
 Tim Grunhard, C
 James Hasty, CB
 Will Shields, G

2000

(February 4, 2001)

Tony Gonzalez, TE
 Elvis Grbac, QB
 Will Shields, G

2001

(February 9, 2002)

Tony Gonzalez, TE
 Priest Holmes, RB
Will Shields, G

AFC-NFC PRO BOWL SELECTIONS



2002
(February 2, 2003)

Tony Gonzalez, TE
Dante Hall, KR
Priest Holmes, RB
Willie Roaf, T
Will Shields, G

2003
(February 8, 2004)

Tony Gonzalez, TE
Trent Green, QB
Dante Hall, KR
Priest Holmes, RB
Tony Richardson, FB
Willie Roaf, T
Will Shields, G
Gary Stills, ST
Jerome Woods, S

2004
(February 13, 2005)

Kendall Gammon, LS
Tony Gonzalez, TE
Tony Richardson, FB
Willie Roaf, T
Will Shields, G
Brian Waters, G

2005
(February 12, 2006)

Tony Gonzalez, TE
Trent Green, QB
Larry Johnson, RB
Willie Roaf, T
Will Shields, G
Brian Waters, G

2006
(February 10, 2007)

Tony Gonzalez, TE
Larry Johnson, RB
Will Shields, G
Brian Waters, G

2007
(February 10, 2008)

Jared Allen, DE
Tony Gonzalez, TE

2008
(February 8, 2009)

Tony Gonzalez, TE
Brian Waters, G

2010
(January 30, 2011)

Eric Berry, S
Dwayne Bowe, WR
Matt Cassel, QB
Jamaal Charles, RB
Brian Waters, G

2011
(January 29, 2012)

Tamba Hali, LB
Derrick Johnson, LB

2012
(January 27, 2013)

Eric Berry, S
Jamaal Charles, RB
Dustin Colquitt, P
Tamba Hali, LB
Justin Houston, LB
Derrick Johnson, LB

2013
(January 26, 2014)

Branden Albert, T
Eric Berry, S
Jamaal Charles, RB
Brandon Flowers, CB
Tamba Hali, LB
Justin Houston, LB
Derrick Johnson, LB**
Dexter McCluster, KR
Dontari Poe, DT
Alex Smith, QB

2014
(January 25, 2015)

Tamba Hali, LB
Jamaal Charles, RB
Justin Houston, LB
Dontari Poe, DT

2015
(January 31, 2016)

Eric Berry, S
Tamba Hali, LB
Justin Houston, LB
Derrick Johnson, LB
Travis Kelce, TE
Marcus Peters, CB

2016
(January 29, 2017)

D.J. Alexander, LB
Eric Berry, S
Dustin Colquitt, P
Tyreek Hill, WR

Travis Kelce, TE*
Marcus Peters, CB
Alex Smith, QB

2017
(January 28, 2018)

Tyreek Hill, PR/WR
Kareem Hunt, RB
Travis Kelce, TE
Alex Smith, QB

2018
(January 27, 2019)

Eric Fisher, T
Dee Ford, OLB
Tyreek Hill, WR
Travis Kelce, TE
Patrick Mahomes, QB*
Anthony Sherman, FB

2019
(January 26, 2020)

Frank Clark, DE
Mecole Hardman, KR/WR
Tyreek Hill, WR
Chris Jones, DT
Travis Kelce, TE
Patrick Mahomes, QB

2020
(Cancelled due to COVID-19)

Patrick Mahomes, QB
Travis Kelce, TE
Tyreek Hill, WR
Eric Fisher, T
Frank Clark, DE
Chris Jones, DT
Tyrann Mathieu, S

2021
(January 31, 2022)

Orlando Brown Jr., T
Tyreek Hill, WR
Chris Jones, DT
Travis Kelce, TE
Patrick Mahomes, QB
Tyrann Mathieu, S

2022
(February 5, 2023)

Orlando Brown Jr., T
Creed Humphrey, C
Chris Jones, DT
Travis Kelce, TE
Patrick Mahomes, QB
Joe Thuney, G
Tommy Townsend, P

KEY

BOLD Denotes Starter
*Outstanding Off. Player
**Outstanding Def. Player

ALL-TIME HONORS



Walter Payton NFL Man of the Year

1972 Willie Lanier 1973 Len Dawson
1993 Derrick Thomas 2003 Will Shields
2009 Brian Waters

Executive of the Year

2010 Scott Pioli (PFW/PFWA)
2013 John Dorsey (PFW/PFWA)

Coach of the Year

1968 AFL Hank Stram (UPI, PFW)
1997 NFL Marty Schottenheimer (USA)
2016 NFL Andy Reid (Sporting News)

NFL Alumni Order of the Leather Helmet

1981 Lamar Hunt
2004 Dick Vermeil

Maxwell Club Earl "Greasy" Neale Award

2003 NFL Dick Vermeil

NFL MVP

2018 Patrick Mahomes (AP, PFWA)
2022 Patrick Mahomes (AP, PFWA)

AFL Player of the Year

1960 Abner Haynes (UPI, TSN)
1962 Len Dawson (TSN)

AFL Comeback Player of the Year

1964 Abner Haynes (AP)

Offensive Player of the Year

1971 NFL Otis Taylor (PFW)
2002 NFL Priest Holmes (AP, SI)
2018 NFL Patrick Mahomes (AP, PFWA, SI)

Rookie of the Year

1962 AFL Curtis McClinton (UPI, TSN)
1981 AFC Joe Delaney (UPI)
1992 NFL Dale Carter (FW)
AFC Dale Carter (UPI)

Defensive Rookie of the Year

1969 AFL Jim Marsalis (PFW)
1984 NFL Bill Maas (AP)
1989 NFL Derrick Thomas (AP, PFW)
1992 NFL Dale Carter (AP, PFW)
2015 NFL Marcus Peters (AP, PFW)

The Sporting News Sportsman of the Year

2003 NFL Dick Vermeil

NFL 75th Anniversary Team

LB Willie Lanier K Jan Stenerud

Super Bowl Silver Anniversary Team

K Jan Stenerud

PFW Golden Toe Award

1979 Bob Grupp
1990 Nick Lowery
1997 Pete Stoyanovich

101 AFL/AFC Offensive Player of the Year

1989 Christian Okoye
2018 Patrick Mahomes
2022 Patrick Mahomes

101 AFL/AFC Coach of the Year

1969 AFL Hank Stram
1995 AFC Marty Schottenheimer
1997 AFC Marty Schottenheimer
2010 AFC Todd Haley
2013 AFC Andy Reid
2015 AFC Andy Reid

101 AFL/AFC Defensive Player of the Year

1969 Bobby Bell 1971 Willie Lanier
1986 Deron Cherry 1991 Derrick Thomas
2022 Chris Jones

PFW Humanitarian of the Year

1999 Will Shields
2003 Tony Richardson

Comeback Player of the Year

1990 Barry Word (PFW)
1993 Marcus Allen (PFW)
2015 Eric Berry (PFW, AP)

Phil Simms All-Iron Team (1999-04)

2000 TE Tony Gonzalez
2001 RB Priest Holmes
2002 DE Eric Hicks
RB Priest Holmes
2003 WR Dante Hall

All-Madden Team (1984-01)

| | |
|---------|----------------|
| 1992 CB | Kevin Ross |
| DE | Neil Smith |
| 1993 QB | Joe Montana |
| LB | Derrick Thomas |
| 1994 QB | Joe Montana |
| LB | Derrick Thomas |
| 1995 DT | Dan Saleaumua |
| 1997 WR | Andre Rison |
| G | Dave Szott |
| LB | Derrick Thomas |
| 1998 C | Tim Grunhard |
| CB | James Hasty |

**PRO FOOTBALL HALL OF FAME
ALL-DECADE TEAMS**

1960s

TE Fred Arbanas
LB Bobby Bell
DT Buck Buchanan
G Ed Budde
RB Clem Daniels
QB Len Dawson
CB Dave Grayson
RB Abner Haynes
RB Paul Lowe
DE Jerry Mays
S Johnny Robinson
T Jim Tyrer
P Jerrell Wilson

1970s

LB Bobby Bell
P Jerrel Wilson

1980s

S Deron Cherry
C Mike Webster

1990s

DE Neil Smith
LB Derrick Thomas

2000s

TE Tony Gonzalez
KR Dante Hall
CB Ty Law
T Willie Roaf
G Will Shields

2010s

S Eric Berry
PR Tyreek Hill
TE Travis Kelce
DB Tyrann Mathieu
RB LeSean McCoy
CB Darrelle Revis

ALL-ROOKIE TEAMS

1974 T Charlie Getty (FW)
1977 CB Gary Green (FW)
1984 CB Kevin Ross (FW)
1986 OLB Tim Cofield (FW)
ILB Dino Hackett (UPI)
T Brian Jozwiak (FW, UPI)
1987 RB Christian Okoye (FW)
1989 LB Derrick Thomas (FW, UPI)
1990 P Bryan Barker (UPI)
C Tim Grunhard (FW, UPI)
ILB Percy Snow (FW, UPI)
G Dave Szott (FW, UPI)
1992 CB/PR Dale Carter (FW)
1993 G Will Shields (FW)
1995 PR/KR Tamarick Vanover (FW)
1997 TE Tony Gonzalez (PFW, FW)
2000 CB Pat Dennis (PFW)
WR Sylvester Morris (PFW, FN)
S Greg Wesley (PFW, FN, FD)
2002 LB Scott Fujita (PFW)
2004 DE Jared Allen (PFW)
2006 DE Tamba Hali (PFW)
S/ST Bernard Pollard (PFW)
2007 WR Dwayne Bowe (PFW)
2008 CB Brandon Flowers (PFW)
2009 DE Tyson Jackson (PFW)
K Ryan Succop (PFW)
2010 S Eric Berry (PFW/PFWA/Sporting News)
2015 C Mitch Morse (PFWA)
CB Marcus Peters (PFWA)
2016 DL Chris Jones (PFWA)
WR Tyreek Hill (PFWA)
2017 RB Kareem Hunt (PFWA)
K Harrison Butker (PFWA)
2018 KR Tremon Smith (PFWA)
2019 S Juan Thornhill (PFWA)
KR Mecole Hardman (PFWA)
2020 CB L'Jarius Sneed (PFWA)
P Tommy Townsend (PFWA)
2021 C Creed Humphrey (PFWA)
G Trey Smith (PFWA)
LB Nick Bolton (PFWA)
2022 DE George Karlaftis (PFWA)

**AFC PLAYER OF THE MONTH HONOREES
(1990-22)
OFFENSE**

| Year | Player | Month |
|------|--------------------|------------------|
| 1990 | QB Steve DeBerg | September |
| 1991 | RB Christian Okoye | October |
| | RB Barry Word | December |
| 2002 | RB Priest Holmes | October |
| 2004 | RB Priest Holmes | October |
| 2005 | RB Larry Johnson | November |
| | RB Larry Johnson | December/January |
| 2010 | QB Matt Cassel | November |
| 2017 | RB Kareem Hunt | September |
| 2018 | QB Patrick Mahomes | September |
| 2019 | QB Patrick Mahomes | September |
| 2020 | QB Patrick Mahomes | November |
| 2021 | QB Patrick Mahomes | December |
| 2022 | QB Patrick Mahomes | November |
| 2022 | RB Jerick McKinnon | December/January |

DEFENSE

| Year | Player | Month |
|------|-------------------|-----------|
| 1990 | LB Derrick Thomas | November |
| 1991 | DE Neil Smith | September |
| 1995 | CB James Hasty | September |
| | DE Neil Smith | October |
| 1997 | S Jerome Woods | November |
| | LB Derrick Thomas | December |
| 2007 | DE Jared Allen | October |
| 2013 | LB Justin Houston | September |
| 2018 | LB Dee Ford | October |
| 2018 | DL Chris Jones | November |
| 2019 | S Tyrann Mathieu | December |

SPECIAL TEAMS

| Year | Player | Month |
|------|---------------------|-----------|
| 1997 | K Pete Stoyanovich | December |
| 1995 | WR Tamarick Vanover | October |
| | WR Tamarick Vanover | December |
| 2003 | WR Dante Hall | September |
| 2013 | WR Dexter McCluster | December |
| 2016 | K Cairo Santos | November |
| | WR Tyreek Hill | December |
| 2017 | K Harrison Butker | October |
| | K Harrison Butker | December |
| 2019 | K Harrison Butker | November |
| 2021 | P Tommy Townsend | November |
| 2022 | P Tommy Townsend | September |

**Players By Times Honored
(Player of the Month Awards)**

| | | | |
|---|-----------------|---|------------------|
| 5 | Patrick Mahomes | 3 | Harrison Butker |
| 2 | Priest Holmes | 2 | Larry Johnson |
| 2 | Neil Smith | 2 | Derrick Thomas |
| 2 | Tommy Townsend | 2 | Tamarick Vanover |
| 1 | Jared Allen | 1 | Matt Cassel |
| 1 | Steve DeBerg | 1 | Dee Ford |
| 1 | Dante Hall | 1 | James Hasty |
| 1 | Tyreek Hill | 1 | Justin Houston |
| 1 | Kareem Hunt | 1 | Chris Jones |
| 1 | Tyrann Mathieu | 1 | Dexter McCluster |
| 1 | Jerick McKinnon | 1 | Christian Okoye |
| 1 | Cairo Santos | 1 | Pete Stoyanovich |
| 1 | Jerome Woods | 1 | Barry Word |

OFFENSIVE ROOKIE OF THE MONTH

| Year | Player | Month |
|------|----------------|-----------|
| 2017 | RB Kareem Hunt | September |
| | RB Kareem Hunt | December |

DEFENSIVE ROOKIE OF THE MONTH

| Year | Player | Month |
|------|------------------|----------|
| 2010 | S Eric Berry | December |
| | S Eric Berry | January |
| 2015 | CB Marcus Peters | December |
| 2021 | LB Nick Bolton | October |

**AFC PLAYER OF THE WEEK HONOREES
(1984-22)**

| Year | Player | OFFENSE Week # |
|------|---------------------|-------------------|
| 1984 | WR Henry Marshall | 15 |
| 1985 | WR Stephone Paige | 16 |
| 1988 | QB Steve DeBerg | 3 |
| 1989 | RB Christian Okoye | 5 |
| 1991 | QB Steve DeBerg | 9 |
| | WR J.J. Birden | 17 |
| 1992 | QB Dave Krieg | 6 |
| 1993 | QB Joe Montana | 1 |
| | QB Joe Montana | 7 |
| | QB Joe Montana | 13 |
| | QB Joe Montana | Div. Playoffs |
| 1994 | QB Joe Montana | 2 |
| | QB Joe Montana | 7 |
| | RB Marcus Allen | 17 |
| 1995 | QB Steve Bono | 1 |
| 1996 | RB Marcus Allen | 3 |
| 1997 | QB Elvis Grbac | 2 |
| 2000 | QB Elvis Grbac | 3 |
| 2001 | RB Priest Holmes | 3 |
| | RB Priest Holmes | 13 |
| 2002 | QB Trent Green | 4 |
| | RB Priest Holmes | 5 |
| 2003 | QB Trent Green | 6 |
| 2004 | RB Priest Holmes | 4 |
| | G Brian Waters | 7 |
| | RB Derrick Blaylock | 10 |
| 2005 | RB Larry Johnson | 11 |
| | RB Larry Johnson | 16 |
| | RB Larry Johnson | 17 |
| 2006 | QB Damon Huard | 5 |
| | RB Larry Johnson | 8 |
| 2010 | WR Dwayne Bowe | 16 |
| 2012 | RB Jamaal Charles | 3 |
| | QB Brady Quinn | 13 |
| 2013 | RB Jamaal Charles | 15 |
| 2014 | RB Jamaal Charles | 4 |
| 2016 | WR Tyreek Hill | 12 |
| 2017 | QB Alex Smith | 1 |
| 2018 | QB Patrick Mahomes | 1 |
| | QB Patrick Mahomes | 2 |
| | RB Kareem Hunt | 9 |
| 2019 | QB Patrick Mahomes | 2 |
| 2020 | QB Patrick Mahomes | 3 |
| | QB Patrick Mahomes | 8 |
| | WR Tyreek Hill | 12 |
| 2021 | QB Patrick Mahomes | 1 |
| | QB Patrick Mahomes | 10 |
| | TE Travis Kelce | 15 |
| 2022 | QB Patrick Mahomes | 1 |
| | QB Patrick Mahomes | 4 |
| | TE Travis Kelce | 11 |

DEFENSE

| Year | Player | DEFENSE Week # |
|------|--------------------|--------------------|
| 1984 | DE Mike Bell | 2 |
| 1985 | LB Gary Spani | 2 |
| | S Deron Cherry | 4 |
| 1986 | DE Art Still | 3 |
| | SS Lloyd Burruss | 7 |
| | DE Art Still | 14 |
| | FS Deron Cherry | 15 |
| 1988 | CB Albert Lewis | 11 |
| 1989 | LB Derrick Thomas | 2 |
| | DE Leonard Griffin | 12 |
| 1990 | CB Kevin Ross | 3 |
| | DE Bill Maas | 6 |
| | CB Albert Lewis | 9 |
| | LB Derrick Thomas | 10 |
| 1991 | CB Albert Lewis | 1 |
| | LB Derrick Thomas | 6 |
| | LB Derrick Thomas | 11 |
| | LB Tracy Simien | 14 |
| | S Deron Cherry | Wild Card Playoffs |
| 1992 | LB Derrick Thomas | 10 |
| 1993 | DE Neil Smith | 5 |
| | DT Dan Saleaumua | 10 |
| 1994 | LB Derrick Thomas | 2 |
| | DE Neil Smith | 16 |
| 1995 | S Brian Washington | 14 |
| 1996 | LB Derrick Thomas | 2 |
| | S Mark Collins | 2 |
| 1997 | S Jerome Woods | 5 |
| | LB Anthony Davis | 10 |
| 1998 | LB Derrick Thomas | 1 |
| 1999 | CB James Hasty | 7 |
| | CB Cris Dishman | 12 |
| | LB Donnie Edwards | 15 |
| 2002 | LB Mike Maslowski | 8 |
| 2005 | DE Jared Allen | 6 |
| 2008 | LB Derrick Johnson | 4 |
| 2009 | S Mike Brown | 10 |
| | LB Derrick Johnson | 17 |
| 2010 | LB Tamba Hali | 3 |
| | LB Derrick Johnson | 15 |
| 2011 | CB Brandon Flowers | 7 |
| | LB Derrick Johnson | 8 |
| 2013 | LB Justin Houston | 1 |
| | LB Justin Houston | 3 |
| | LB Tamba Hali | 6 |
| | LB Tamba Hali | 14 |
| 2015 | S Tyvon Branch | 13 |
| | CB Marcus Peters | 15 |
| 2016 | CB Marcus Peters | 3 |
| | S Eric Berry | 10 |
| | S Eric Berry | 13 |
| 2017 | DE Chris Jones | 2 |
| | CB Marcus Peters | 15 |
| 2018 | LB Dee Ford | 8 |
| 2021 | DT Chris Jones | 11 |
| | CB Mike Hughes | 14 |
| 2022 | CB Jaylen Watson | 2 |

| Year | Player | SPECIAL TEAMS | |
|------|---------------------|----------------------|--|
| | | Week # | |
| 1995 | WR Tamarick Vanover | 1 | |
| | WR Tamarick Vanover | 8 | |
| | WR Tamarick Vanover | 17 | |
| 1997 | P Louie Aguiar | 5 | |
| | WR Tamarick Vanover | 3 | |
| | WR Tamarick Vanover | 12 | |
| | K Pete Stoyanovich | 16 | |
| 1998 | WR Tamarick Vanover | 17 | |
| | K Pete Stoyanovich | 3 | |
| 2002 | WR Dante Hall | 14 | |
| | K Michael Husted | 16 | |
| 2003 | WR Dante Hall | 2 | |
| | WR Dante Hall | 3 | |
| | WR Dante Hall | 4 | |
| | WR Dante Hall | 5 | |
| 2004 | WR Dante Hall | 15 | |
| | WR Dante Hall | 16 | |
| 2005 | K Lawrence Tynes | 7 | |
| 2006 | K Lawrence Tynes | 5 | |
| | S Bernard Pollard | 17 | |
| 2007 | K Dave Rayner | 4 | |

| | | |
|------|-------------------------|----|
| 2008 | CB Maurice Leggett | 13 |
| 2009 | RB Jamaal Charles | 11 |
| 2010 | WR Dexter McCluster | 1 |
| | K Ryan Succop | 4 |
| 2011 | K Ryan Succop | 15 |
| | PR Dexter McCluster | 4 |
| 2013 | K Ryan Succop | 8 |
| | FB Anthony Sherman | 10 |
| 2014 | RB/WR De'Anthony Thomas | 15 |
| | P Dustin Colquitt | 11 |
| 2015 | LB D.J. Alexander | 17 |
| | WR Tyreek Hill | 14 |
| 2016 | WR Tyreek Hill | 17 |
| | K Harrison Butker | 8 |
| 2017 | K Harrison Butker | 16 |
| | K Harrison Butker | 9 |
| 2019 | WR Mecole Hardman | 17 |
| | K Harrison Butker | 2 |
| 2020 | WR Byron Pringle | 7 |
| | P Tommy Townsend | 15 |
| 2021 | P Tommy Townsend | 9 |
| | P Tommy Townsend | 15 |

Players By Times Honored (Player of the Week Awards)

| | | |
|--------------------|--------------------|---------------------|
| 9 Patrick Mahomes | 2 Neil Smith | 1 Mike Hughes |
| 8 Derrick Thomas | 2 Art Still | 1 Kareem Hunt |
| 7 Dante Hall | 2 Pete Stoyanovich | 1 Michael Husted |
| 6 Joe Montana | 2 Lawrence Tynes | 1 Dave Krieg |
| 6 Tamarick Vanover | 1 Louie Aguiar | 1 Maurice Leggett |
| 4 Harrison Butker | 1 Jared Allen | 1 Bill Maas |
| 4 Jamaal Charles | 1 D.J. Alexander | 1 Henry Marshall |
| 4 Tyreek Hill | 1 Mike Bell | 1 Mike Maslowski |
| 4 Priest Holmes | 1 J.J. Birden | 1 Christian Okoye |
| 4 Derrick Johnson | 1 Derrick Blaylock | 1 Stephone Paige |
| 4 Larry Johnson | 1 Steve Bono | 1 Bernard Pollard |
| 3 Deron Cherry | 1 Dwayne Bowe | 1 Byron Pringle |
| 3 Tamba Hali | 1 Tyvon Branch | 1 Brady Quinn |
| 3 Albert Lewis | 1 Mike Brown | 1 Dave Rayner |
| 3 Marcus Peters | 1 Lloyd Burruss | 1 Kevin Ross |
| 3 Ryan Succop | 1 Mark Collins | 1 Dan Saleaumua |
| 3 Tommy Townsend | 1 Dustin Colquitt | 1 Anthony Sherman |
| 2 Marcus Allen | 1 Anthony Davis | 1 Tracy Simien |
| 2 Eric Berry | 1 Cris Dishman | 1 Alex Smith |
| 2 Steve DeBerg | 1 Donnie Edwards | 1 Gary Spani |
| 2 Elvis Grbac | 1 Brandon Flowers | 1 De'Anthony Thomas |
| 2 Trent Green | 1 Dee Ford | 1 Brian Waters |
| 2 Justin Houston | 1 Leonard Griffon | 1 Brian Washington |
| 2 Chris Jones | 1 Mecole Hardman | 1 Jaylen Watson |
| 2 Travis Kelce | 1 James Hasty | 1 Jerome Woods |
| 2 Dexter McCluster | 1 Damon Huard | |

**PEPSI/DIET PEPSI ROOKIE OF THE WEEK
(2004-22)**

| Year | Player | Week # |
|------|---------------------|--------|
| 2007 | WR Dwayne Bowe | 3 |
| | WR Dwayne Bowe | 4 |
| 2010 | WR Dexter McCluster | 1 |
| | TE Tony Moeaki | 3 |
| 2017 | RB Kareem Hunt | 1 |

**FEDEX NFL PLAYER OF THE YEAR
(2004-22)**

| Year | Player | Ground/Air |
|------|-----------------|------------|
| 2010 | Jamaal Charles | Ground |
| 2018 | Patrick Mahomes | Air |

FEDEX NFL PLAYER OF THE WEEK

| Year | Player | Week # |
|------|-------------------------|--------|
| 2009 | Jamaal Charles (Ground) | 17 |
| 2010 | Jamaal Charles (Ground) | 8 |
| | Matt Cassel (Air) | 12 |
| 2012 | Jamaal Charles (Ground) | 3 |
| | Jamaal Charles (Ground) | 16 |
| 2013 | Jamaal Charles (Ground) | 5 |
| 2017 | Kareem Hunt (Ground) | 1 |
| | Alex Smtih (Air) | 1 |
| | Kareem Hunt (Ground) | 3 |
| | Alex Smith (Air) | 13 |
| 2018 | Patrick Mahomes (Air) | 2 |
| | Patrick Mahomes (Air) | 7 |
| | Patrick Mahomes (Air) | 8 |
| | Kareem Hunt (Ground) | 9 |
| 2019 | Patrick Mahomes (Air) | 2 |
| 2022 | Patrick Mahomes (Air) | 1 |

ED BLOCK COURAGE AWARD

Dating back to 1983, the Ed Block Courage Award has annually honored one player from every NFL team who exemplifies commitment to the principles of sportsmanship and courage. Named in honor of longtime Colts athletic trainer Ed Block, recipients of the award are selected by a vote of their teammates.

| | | | | | | | | |
|------|-----|-----------------|------|-----|-----------------|------|----|-----------------|
| 1984 | G/T | Dave Lutz | 1997 | WR | Lake Dawson | 2010 | P | Dustin Colquitt |
| 1985 | CB | Kevin Ross | 1998 | G/T | Glenn Parker | 2011 | S | Jon McGraw |
| 1986 | S | Mark Robinson | 1999 | C | Tim Grunhard | 2012 | RB | Jamaal Charles |
| 1987 | LB | Dino Hackett | 2000 | DE | Eric Hicks | 2013 | C | Rodney Hudson |
| 1988 | S | Lloyd Burruss | 2001 | FB | Tony Richardson | 2014 | TE | Travis Kelce |
| 1989 | RB | Christian Okoye | 2002 | DT | John Browning | 2015 | S | Eric Berry |
| 1990 | S | Deron Cherry | 2003 | S | Jerome Woods | 2016 | LB | Justin Houston |
| 1991 | CB | Jayice Pearson | 2004 | RB | Priest Holmes | 2017 | LB | Derrick Johnson |
| 1992 | T | Rich Baldinger | 2005 | G | Will Shields | 2018 | P | Dustin Colquitt |
| 1993 | CB | Albert Lewis | 2006 | CB | Benny Sapp | 2019 | T | Eric Fisher |
| 1994 | DE | Neil Smith | 2007 | WR | Eddie Kennison | 2020 | C | Austin Reiter |
| 1995 | T | John Alt | 2008 | QB | Damon Huard | 2021 | G | Joe Thuney |
| 1996 | G | Dave Szott | 2009 | QB | Brodie Croyle | 2022 | G | Joe Thuney |

ALL-LEAGUE, ALL-CONFERENCE HONORS



| YR. | PLAYER | ALL-AFL | | UPI | TSN | NEA |
|-------------|-------------------|---------|-----------|------------|------------|------------|
| | | POS. | AP | | | |
| 1960 | - | | | | | |
| | John Bookman | DB | -- | 1st | -- | |
| | Mel Branch | DE | 1st | 1st | 1st | |
| | Abner Haynes | RB | 1st | 1st | 1st | |
| | Jerry Cornelison | T | -- | 2nd | -- | |
| | Sherrill Headrick | MLB | 1st | 2nd | 1st | |
| | Bill Krisher | G | 1st | 2nd | 1st | |
| | Paul Miller | DE | 1st | -- | 2nd | |
| | David Webster | DB | -- | -- | 2nd | |
| 1961 | - | | | | | |
| | Abner Haynes | RB | 1st | 1st | 1st | |
| | Jerry Cornelison | T | -- | 2nd | 1st | |
| | Sherrill Headrick | MLB | 1st | 1st | 1st | |
| | E.J. Holub | OLB | -- | 2nd | 2nd | |
| | Bill Krisher | G | -- | 2nd | -- | |
| | David Webster | DB | 1st | -- | 1st | |
| 1962 | - | | | | | |
| | Fred Arbanas | TE | 2nd | 2nd | -- | |
| | Mel Branch | DE | 2nd | 2nd | 1st | |
| | Chris Burford | E | 1st | 1st | 1st | |
| | Len Dawson | QB | 1st | 1st | 1st | |
| | Abner Haynes | RB | 1st | 1st | 1st | |
| | Sherrill Headrick | MLB | 1st | 1st | 1st | |
| | E.J. Holub | OLB | 1st | 1st | 1st | |
| | Bobby Hunt | DB | 1st | 1st | -- | |
| | Jerry Mays | DT | 2nd | 2nd | 1st | |
| | Curtis McClinton | RB | -- | 2nd | -- | |
| | Jim Tyrer | T | -- | -- | 1st | |
| | | | AP | UPI | TSN | NEA |
| 1963 | - | | | | | |
| | Fred Arbanas | TE | 1st | 1st | 1st | -- |
| | Mel Branch | DE | 2nd | 2nd | -- | -- |
| | Dave Grayson | DB | -- | -- | 1st | -- |
| | Jerry Mays | DT | 2nd | 2nd | -- | -- |
| | Johnny Robinson | S | -- | 2nd | -- | -- |
| | Jim Tyrer | T | 2nd | 2nd | 1st | 1st |
| 1964 | - | | | | | |
| | Fred Arbanas | TE | 1st | 1st | 1st | 1st |
| | Bobby Bell | OLB | 2nd | 1st | -- | 2nd |
| | Buck Buchanan | DT | 2nd | 2nd | -- | 2nd |
| | Len Dawson | QB | 2nd | 2nd | -- | 2nd |
| | Dave Grayson | DB | 1st | 2nd | 1st | 2nd |
| | Abner Haynes | RB | 2nd | -- | -- | -- |
| | Sherrill Headrick | MLB | 2nd | -- | -- | -- |
| | E.J. Holub | OLB | -- | -- | -- | 2nd |
| | Bobby Hunt | DB | 2nd | -- | -- | -- |
| | Jerry Mays | DT | 2nd | -- | 1st | 2nd |
| | Jim Tyrer | T | 2nd | 2nd | 1st | 2nd |

| YR. | PLAYER | ALL-AFL | | UPI | TSN | NEA |
|-------------|-------------------|---------|-----|-----|-----|-----|
| | | POS. | AP | | | |
| 1965 | - | | | | | |
| | Fred Arbanas | TE | 2nd | -- | -- | 2nd |
| | Bobby Bell | OLB | 1st | 1st | 1st | 1st |
| | Buck Buchanan | DT | 2nd | 2nd | -- | 2nd |
| | Len Dawson | NEA | -- | -- | -- | 2nd |
| | Mack Lee Hill | RB | -- | 2nd | -- | -- |
| | E.J. Holub | OLB | -- | 2nd | -- | -- |
| | Jerry Mays | DE | 1st | 2nd | 1st | 1st |
| | Curtis McClinton | RB | 2nd | -- | -- | -- |
| | Johnny Robinson | S | 1st | 2nd | 1st | 2nd |
| | Jim Tyrer | T | 1st | 1st | 1st | 1st |
| | Fred Williamson | CB | -- | 1st | -- | -- |
| 1966 | - | | | | | |
| | Fred Arbanas | TE | 1st | 1st | 1st | 1st |
| | Bobby Bell | OLB | 1st | 1st | 1st | 1st |
| | Buck Buchanan | DT | 1st | 1st | 1st | 2nd |
| | Ed Budde | G | 1st | -- | 2nd | 2nd |
| | Len Dawson | QB | 1st | 1st | 1st | 1st |
| | Sherrill Headrick | MLB | 2nd | -- | -- | 2nd |
| | E.J. Holub | OLB | 2nd | 2nd | 1st | -- |
| | Bobby Hunt | DB | 2nd | -- | 2nd | 2nd |
| | Jerry Mays | DE | 1st | 1st | 1st | 1st |
| | Johnny Robinson | S | 1st | 1st | 1st | 1st |
| | Otis Taylor | WR | 1st | 1st | 2nd | 1st |
| | Jim Tyrer | T | 1st | 1st | 1st | 1st |
| | Jerrel Wilson | P | -- | -- | 2nd | -- |

| YR. | Player | POS. | ALL-PRO | | ALL-AFL | | |
|------|-----------------|------|---------|-----|---------|-----|--|
| | | | AP | UPI | TSN | NEA | |
| 1967 | - | | | | | | |
| | Fred Arbanas | TE | 2nd | 2nd | -- | 1st | |
| | Bobby Bell | OLB | 1st | 1st | 1st | 2nd | |
| | Buck Buchanan | DT | 1st | 1st | 1st | 1st | |
| | Ed Budde | G | 2nd | -- | -- | 2nd | |
| | Mike Garrett | RB | 1st | 1st | 1st | 1st | |
| | Jerry Mays | DE | 2nd | -- | 1st | -- | |
| | Johnny Robinson | S | 1st | 1st | 2nd | 1st | |
| | Jan Stenerud | K | -- | -- | 2nd | -- | |
| | Otis Taylor | WR | -- | -- | 2nd | -- | |
| | Jim Tyrer | T | 1st | 2nd | 1st | 2nd | |

| YR. | Player | POS. | ALL-PRO | | ALL-AFL | | ALL-AFC | | |
|------|-----------------|------|---------|-----|---------|-----|---------|-----|-----|
| | | | FW | PFW | AP | UPI | TSN | PFW | NEA |
| 1968 | - | | | | | | | | |
| | Bobby Bell | OLB | -- | -- | 1st | 1st | 1st | -- | 1st |
| | Buck Buchanan | DT | 2nd | -- | 1st | 1st | 2nd | -- | 1st |
| | Ed Budde | G | -- | -- | 2nd | 2nd | 2nd | -- | 2nd |
| | Len Dawson | QB | -- | -- | 2nd | 2nd | -- | -- | -- |
| | Robert Holmes | RB | -- | -- | 2nd | 2nd | 2nd | -- | 2nd |
| | Willie Lanier | MLB | -- | -- | 1st | -- | 2nd | -- | 1st |
| | Jim Lynch | OLB | -- | -- | 2nd | 2nd | -- | -- | 2nd |
| | Jerry Mays | DE | -- | -- | 2nd | 2nd | 1st | -- | 2nd |
| | Johnny Robinson | S | -- | 1st | 1st | 1st | 1st | 1st | 1st |
| | Jan Stenerud | K | 2nd | -- | -- | -- | 1st | -- | -- |
| | Jim Tyrer | T | -- | -- | 1st | 1st | 2nd | 1st | 1st |
| | Jerrel Wilson | P | 2nd | -- | -- | -- | 1st | 1st | -- |

| | | | | | | | | | |
|------|-----------------|-----|-----|-----|-----|-----|-----|-----|-----|
| 1969 | - | | | | | | | | |
| | Bobby Bell | OLB | 1st | 1st | 1st | 1st | 1st | 1st | 1st |
| | Buck Buchanan | DT | -- | 1st | 1st | 1st | 1st | 1st | 2nd |
| | Ed Budde | G | 2nd | -- | 1st | 2nd | 1st | 1st | 1st |
| | Aaron Brown | DE | -- | -- | -- | -- | 2nd | -- | -- |
| | Dave Hill | G | -- | -- | -- | -- | 2nd | -- | -- |
| | E.J. Holub | C | -- | -- | 2nd | -- | -- | -- | -- |
| | Willie Lanier | MLB | -- | -- | -- | 2nd | 2nd | 1st | 2nd |
| | Jim Lynch | LB | -- | -- | 2nd | 2nd | -- | -- | 2nd |
| | Jerry Mays | DE | -- | -- | 2nd | -- | 2nd | -- | -- |
| | Mo Moorman | G | -- | -- | 2nd | -- | 2nd | -- | -- |
| | Johnny Robinson | S | -- | -- | 1st | 1st | 1st | 1st | 1st |
| | Jan Stenerud | K | 2nd | -- | -- | -- | 1st | -- | -- |
| | Emmitt Thomas | CB | -- | -- | -- | -- | 2nd | -- | -- |
| | Jim Tyrer | T | 1st | 1st | 1st | 1st | 1st | 1st | 1st |

| YR. | Player | POS. | AP | ALL-PRO | | | AP | UPI | ALL-AFC | |
|------|-----------------|------|-----|---------|-----|-----|-----|-----|---------|-----|
| | | | | FW | PFW | NEA | | | TSN | PFW |
| 1970 | - | | | | | | | | | |
| | Bobby Bell | OLB | 1st | 1st | 1st | 1st | 1st | 1st | 1st | 1st |
| | Aaron Brown | DE | -- | -- | -- | -- | 1st | -- | -- | -- |
| | Buck Buchanan | DT | -- | -- | -- | -- | 1st | 2nd | -- | -- |
| | Ed Budde | G | -- | -- | -- | -- | -- | 1st | 1st | -- |
| | Jim Tyrer | T | 1st | 1st | 1st | 1st | 1st | 1st | 1st | 1st |
| | Willie Lanier | MLB | -- | 2nd | -- | 2nd | 1st | 1st | 1st | 1st |
| | Jim Marsalis | CB | 1st | 2nd | 1st | -- | 1st | 1st | 1st | 1st |
| | Jerry Mays | DT | -- | -- | -- | -- | -- | 2nd | -- | -- |
| | Ed Podolak | RB | -- | -- | -- | -- | -- | 2nd | -- | -- |
| | Johnny Robinson | S | 1st | 1st | 1st | 1st | 1st | 1st | 1st | 1st |
| | Jan Stenerud | K | 1st | 1st | -- | -- | 1st | -- | 1st | -- |
| | Emmitt Thomas | CB | -- | -- | -- | -- | -- | 2nd | -- | -- |

| YR. | PLAYER | POS. | AP | ALL-PRO | | | AP | ALL-AFC | | |
|-------------|-----------------|------|-----|---------|-----|-----|-----|---------|-----|-----|
| | | | | FW | PFW | NEA | | UPI | TSN | PFW |
| 1971 | - | | | | | | | | | |
| | Bobby Bell | OLB | -- | 2nd | 1st | 2nd | 1st | 1st | 1st | 1st |
| | Aaron Brown | DE | -- | -- | -- | -- | 1st | 2nd | -- | -- |
| | Buck Buchanan | DT | -- | -- | -- | 2nd | -- | 2nd | -- | 1st |
| | Ed Budde | G | -- | -- | -- | -- | -- | 2nd | -- | -- |
| | Curley Culp | DT | -- | 2nd | -- | -- | -- | -- | -- | -- |
| | Len Dawson | QB | -- | -- | -- | -- | -- | 2nd | -- | -- |
| | Willie Lanier | LB | 1st | 1st | 1st | 1st | 1st | 1st | 1st | 1st |
| | Jim Marsalis | CB | -- | -- | -- | -- | -- | 1st | 1st | -- |
| | Johnny Robinson | S | -- | -- | -- | -- | -- | -- | 1st | -- |
| | Jan Stenerud | K | -- | 1st | -- | -- | -- | -- | -- | -- |
| | Otis Taylor | WR | 1st | 1st | 1st | 1st | 1st | 1st | 1st | 1st |
| | Emmitt Thomas | CB | -- | 2nd | -- | -- | 1st | 2nd | -- | -- |
| | Jim Tyrer | T | -- | 2nd | 1st | 2nd | 1st | 1st | 1st | 1st |
| | Jerrel Wilson | P | -- | 1st | -- | -- | -- | -- | 1st | 1st |
| 1972 | - | | | | | | | | | |
| | Bobby Bell | LB | -- | -- | -- | -- | -- | -- | 1st | -- |
| | Willie Lanier | LB | -- | -- | 1st | 2nd | -- | 1st | 1st | 1st |
| | Otis Taylor | WR | -- | 1st | -- | -- | -- | 1st | -- | -- |
| | Emmitt Thomas | CB | -- | -- | -- | -- | -- | 2nd | -- | -- |
| | Jerrel Wilson | P | -- | 1st | -- | 2nd | -- | -- | 1st | 1st |
| 1973 | - | | | | | | | | | |
| | Willie Lanier | MLB | 1st | 2nd | -- | 1st | 1st | 1st | 1st | 1st |
| | Jack Rudnay | C | -- | -- | -- | 2nd | 1st | 2nd | -- | -- |
| | Jerrel Wilson | P | -- | 2nd | -- | 2nd | -- | -- | -- | -- |
| 1974 | - | | | | | | | | | |
| | Willie Lanier | MLB | 2nd | 2nd | -- | 1st | 1st | 1st | 1st | 1st |
| | Jack Rudnay | C | -- | -- | -- | 2nd | 1st | 2nd | -- | -- |
| | Emmitt Thomas | CB | 1st | 1st | -- | 2nd | 1st | 1st | 1st | 1st |
| | Jan Stenerud | K | -- | -- | -- | 1st | -- | -- | -- | -- |
| | Jerrel Wilson | P | -- | -- | -- | 2nd | -- | 2nd | -- | -- |
| 1975 | - | | | | | | | | | |
| | Willie Lanier | MLB | -- | 2nd | -- | 1st | -- | 2nd | -- | -- |
| | Jack Rudnay | C | -- | -- | -- | 2nd | -- | -- | -- | -- |
| | Jan Stenerud | K | 2nd | 2nd | -- | 2nd | 1st | 1st | 1st | 1st |
| | Emmitt Thomas | CB | 2nd | -- | -- | 1st | -- | 1st | -- | 1st |
| | Jerrel Wilson | P | -- | -- | -- | 2nd | -- | -- | -- | -- |
| 1976 | - | | | | | | | | | |
| | Jan Stenerud | K | -- | -- | -- | 2nd | 1st | -- | -- | -- |
| 1977 | - | | | | | | | | | |
| | None | | | | | | | | | |
| 1978 | - | | | | | | | | | |
| | None | | | | | | | | | |
| 1979 | - | | | | | | | | | |
| | Bob Grupp | P | -- | 1st | | 1st | 1st | 1st | 1st | 1st |
| | Jack Rudnay | C | -- | -- | | -- | -- | -- | -- | -- |
| | Art Still | DE | -- | -- | | -- | -- | 2nd | -- | -- |
| 1980 | - | | | | | | | | | |
| | Gary Barbaro | S | 2nd | -- | 2nd | -- | -- | -- | 1st | 1st |
| | J.T. Smith | PR | 1st | -- | -- | 1st | 1st | -- | -- | 1st |
| | Art Still | DE | 2nd | 1st | 1st | 1st | 1st | 1st | 1st | 1st |

| YR. | PLAYER | POS. | AP | ALL-PRO | | | | | ALL-AFC | | |
|---------------|-----------------|------|-----------|-----------|------------|------------|------------|-----------|------------|------------|------------|
| | | | | FW | NEA | TSN | PFW | SI | UPI | PFW | |
| 1981 - | Gary Barbaro | S | -- | 1st | 1st | -- | -- | -- | 2nd | 1st | |
| | Joe Delaney | RB | -- | -- | -- | -- | -- | -- | 1st | 1st | |
| | Gary Green | CB | -- | -- | 2nd | -- | -- | -- | 1st | 1st | |
| | Eric Harris | CB | -- | -- | -- | -- | -- | -- | 2nd | -- | |
| | Nick Lowery | K | 2nd | -- | 1st | -- | -- | -- | 1st | 1st | |
| | J.T. Smith | PR | -- | -- | -- | -- | -- | -- | -- | 1st | |
| 1982 - | Gary Barbaro | S | -- | -- | 1st | -- | -- | -- | 1st | * | |
| | Gary Green | CB | -- | -- | -- | -- | -- | -- | 2nd | * | |
| | Art Still | DE | -- | -- | -- | -- | -- | -- | 2nd | * | |
| | Nick Lowery | K | -- | -- | -- | -- | -- | -- | 2nd | * | |
| 1983 - | Carlos Carson | WR | -- | -- | -- | -- | -- | -- | 1st | -- | |
| | Deron Cherry | S | 2nd | -- | -- | -- | -- | 1st | 1st | 1st | |
| | Gary Green | CB | -- | 1st | 1st | -- | -- | -- | 1st | -- | |
| 1984 - | Jim Arnold | P | 2nd | -- | -- | -- | -- | -- | -- | -- | |
| | Deron Cherry | S | 1st | -- | 2nd | -- | -- | -- | 1st | -- | |
| | Gary Green | CB | -- | -- | 2nd | -- | -- | -- | -- | -- | |
| | Art Still | DE | 2nd | -- | -- | -- | -- | -- | 2nd | -- | |
| 1985 - | Deron Cherry | S | 2nd | -- | 2nd | -- | ** | -- | 1st | ** | |
| | Nick Lowery | K | 1st | -- | 1st | -- | ** | -- | 2nd | ** | |
| 1986 - | Lloyd Burruss | S | -- | -- | -- | -- | -- | -- | 1st | -- | |
| | Deron Cherry | S | 1st | -- | 2nd | 1st | -- | 1st | 1st | 1st | |
| | Albert Lewis | CB | -- | -- | 2nd | -- | -- | -- | 2nd | -- | |
| | Nick Lowery | K | -- | -- | -- | -- | -- | -- | 2nd | -- | |
| | Bill Maas | DT | 2nd | -- | -- | -- | 1st | -- | -- | 1st | |
| | Art Still | DE | -- | -- | -- | -- | -- | -- | 1st | -- | |
| 1987 - | Carlos Carson | WR | -- | -- | -- | -- | -- | -- | 2nd | -- | |
| | Deron Cherry | S | -- | -- | -- | -- | -- | -- | 2nd | -- | |
| | Albert Lewis | CB | -- | -- | -- | -- | 1st | -- | 2nd | -- | |
| | Bill Maas | DT | -- | -- | 2nd | -- | 1st | -- | 1st | 1st | |
| | Paul Palmer | KR | -- | -- | -- | -- | -- | -- | -- | 1st | |
| | | | AP | FW | NEA | TSN | PFW | SI | USA | UPI | PFW |
| 1988 - | Lloyd Burruss | S | -- | -- | -- | -- | -- | -- | 2nd | -- | |
| | Deron Cherry | S | 1st | 1st | 2nd | 1st | 1st | -- | 1st | 1st | |
| | Dino Hackett | ILB | -- | -- | -- | -- | -- | -- | 2nd | -- | |
| | Albert Lewis | CB | -- | -- | -- | -- | -- | -- | 1st | 1st | |
| | Nick Lowery | K | -- | -- | 1st | -- | -- | 1st | 2nd | -- | |
| 1989 - | Deron Cherry | S | -- | -- | -- | -- | -- | -- | 2nd | -- | |
| | Albert Lewis | CB | 1st | 1st | 1st | 1st | 1st | 1st | 1st | 1st | |
| | Christian Okoye | RB | 1st | 1st | 1st | 1st | 1st | -- | 1st | 1st | |
| | Dan Saleaumua | DT | -- | -- | -- | -- | -- | 1st | -- | -- | |
| | Derrick Thomas | OLB | -- | -- | -- | -- | -- | 1st | 1st | 1st | |
| | Kevin Ross | S | -- | -- | -- | -- | -- | -- | 2nd | -- | |

| YR. | PLAYER | POS. | AP | ALL-PRO | | | | | | ALL-AFC | |
|-------------|------------------|------|-----------|------------|------------|------------|------------|------------|------------|--------------|--------------|
| | | | | FW | NEA | TSN | PFW | SI | USA | UPI | PFW |
| 1990 | – | | | | | | | | | | |
| | John Alt | T | 2nd | -- | -- | 1st | -- | 1st | -- | 1st | -- |
| | Albert Lewis | CB | 1st | 1st | 1st | 1st | -- | 1st | 1st | 1st | 1st |
| | Nick Lowery | K | 1st | 1st | 1st | 1st | 1st | -- | -- | 1st | 1st |
| | Kevin Ross | S | 2nd | -- | -- | -- | -- | -- | -- | 2nd | -- |
| | Dan Saleaumua | DT | -- | -- | 2nd | -- | 1st | 1st | -- | -- | 1st |
| | Derrick Thomas | OLB | 1st | 1st | 1st | 1st | 1st | -- | 1st | 1st | 1st |
| 1991 | – | | | | | | | | | | |
| | John Alt | T | -- | -- | -- | -- | -- | 1st | -- | 1st | -- |
| | Derrick Thomas | LB | 1st | -- | 2nd | 1st | 1st | -- | -- | 1st | 1st |
| | Christian Okoye | RB | -- | -- | 2nd | -- | -- | -- | -- | -- | 1st |
| | | | AP | FW | NEA | TSN | PFW | SI | USA | UPI | PFW/A |
| 1992 | – | | | | | | | | | | |
| | Derrick Thomas | LB | -- | -- | 1st | 1st | -- | -- | -- | 1st | 1st |
| | Neil Smith | DE | -- | -- | 2nd | -- | -- | -- | -- | -- | -- |
| | Nick Lowery | K | -- | -- | -- | -- | -- | 1st | 1st | -- | -- |
| 1993 | – | | | | | | | | | | |
| | Marcus Allen | RB | -- | -- | -- | -- | -- | -- | -- | 1st | 1st |
| | Neil Smith | DE | 1st | 1st | 1st | -- | 1st | -- | -- | 1st | 1st |
| | Derrick Thomas | LB | 2nd | -- | -- | -- | -- | -- | -- | 1st | -- |
| | | | AP | FW | TSN | PFW | SI | USA | | UPI | PFW/A |
| 1994 | – | | | | | | | | | | |
| | Dale Carter | CB | -- | -- | -- | -- | -- | -- | -- | 2nd | -- |
| | Neil Smith | DE | -- | -- | -- | -- | -- | -- | -- | 2nd | -- |
| | Derrick Thomas | LB | 2nd | -- | -- | -- | -- | -- | -- | 1st | -- |
| 1995 | – | | | | | | | | | | |
| | Louie Aguiar | P | 2nd | -- | -- | -- | -- | -- | -- | 2nd | -- |
| | Dale Carter | CB | 2nd | -- | -- | -- | -- | 1st | -- | 1st | 1st |
| | Dan Saleaumua | DT | -- | -- | -- | -- | 1st | -- | -- | -- | 1st |
| | Will Shields | G | -- | -- | -- | -- | -- | 1st | -- | -- | -- |
| | Neil Smith | DE | 2nd | -- | -- | -- | -- | -- | -- | 1st | 1st |
| | Dave Szott | G | -- | -- | -- | -- | -- | -- | -- | 2nd | -- |
| | Derrick Thomas | LB | -- | -- | -- | -- | -- | -- | -- | 2nd | -- |
| | Tamarick Vanover | KR | -- | -- | -- | -- | -- | 1st | -- | -- | -- |
| | | | AP | PFW | TSN | SI | USA | | | UPI | PFW/A |
| 1996 | – | | | | | | | | | | |
| | Dale Carter | CB | 2nd | -- | 1st | -- | -- | -- | -- | 1st | 1st |
| | Mark Collins | CB | -- | -- | -- | -- | -- | -- | -- | 2nd | -- |
| | Will Shields | G | -- | -- | -- | -- | -- | -- | -- | 2nd | 1st |
| | Derrick Thomas | LB | 2nd | -- | -- | -- | 1st | -- | -- | 1st | 1st |
| | Tamarick Vanover | KR | -- | -- | -- | -- | -- | -- | -- | -- | 1st |
| | | | AP | PFW | TSN | SI | USA | | | PFW/A | |
| 1997 | – | | | | | | | | | | |
| | Dale Carter | CB | -- | -- | -- | -- | -- | -- | -- | 1st | -- |
| | James Hasty | CB | -- | -- | -- | -- | -- | -- | -- | 1st | -- |
| | Pete Stoyanovich | K | -- | 1st | -- | -- | 1st | 1st | -- | -- | -- |
| | Dave Szott | G | 1st | 1st | -- | -- | -- | -- | -- | 1st | -- |
| | Tamarick Vanover | KR | -- | -- | -- | -- | -- | 1st | -- | 1st | -- |
| 1998 | – | | | | | | | | | | |
| | None | | | | | | | | | | |
| 1999 | – | | | | | | | | | | |
| | Tony Gonzalez | TE | 1st | 1st | 1st | -- | 1st | 1st | -- | 1st | -- |
| | James Hasty | CB | -- | -- | -- | -- | -- | 1st | -- | -- | -- |
| | Tony Richardson | FB | -- | -- | -- | -- | 1st | -- | -- | -- | -- |
| | Will Shields | G | -- | -- | 1st | -- | -- | -- | -- | -- | -- |

| YR. | PLAYER | POS. | AP | ALL-PRO | | | | | CPFW | ALL-AFC | |
|-------------|-----------------|-------|-----------|------------|------------|-----------|-----------|-------------|------|--------------|--------------|
| | | | | PFW | TSN | SI | USA | FD | | FN | PFW/A |
| 2000 | – | | | | | | | | | | |
| | Tony Gonzalez | TE | 1st | 1st | 1st | 1st | 1st | 1st | | 1st | 1st |
| | Eric Hicks | DE | -- | -- | -- | -- | 2nd | -- | | -- | -- |
| | Mike Maslowski | ST | -- | -- | 1st | -- | -- | -- | | -- | -- |
| | Tony Richardson | FB | -- | -- | 1st | -- | -- | -- | | -- | -- |
| | | | AP | PFW | TSN | SI | FD | CPFW | | FN | PFW/A |
| 2001 | – | | | | | | | | | | |
| | Tony Gonzalez | TE | 1st | 1st | 1st | 1st | 1st | -- | | 1st | 1st |
| | Priest Holmes | RB | 1st | -- | -- | -- | 2nd | 1st | | 1st | 1st |
| | Will Shields | G | -- | -- | -- | -- | 2nd | 2nd | | 1st | 1st |
| | | | AP | PFW | TSN | SI | FD | CPFW | | PFW/A | |
| 2002 | – | | | | | | | | | | |
| | Tony Gonzalez | TE | 2nd | 1st | 1st | -- | 2nd | -- | | 1st | |
| | Dante Hall | KR | 2nd | -- | -- | -- | 2nd | 1st | | -- | |
| | Priest Holmes | RB | 1st | 1st | 1st | 1st | 1st | 1st | | 1st | |
| | Tony Richardson | FB | -- | -- | -- | -- | 2nd | -- | | -- | |
| | Willie Roaf | T | 2nd | -- | -- | 1st | 1st | 1st | | -- | |
| | Will Shields | G | 1st | 1st | 1st | -- | 1st | 1st | | 1st | |
| | Casey Wiegmann | C | -- | -- | -- | 1st | -- | -- | | -- | |
| | | | AP | PFW | TSN | SI | FD | CPFW | | PFW/A | |
| 2003 | – | | | | | | | | | | |
| | Tony Gonzalez | TE | 1st | 1st | 1st | 1st | 1st | | | 1st | |
| | Dante Hall | PR/KR | 1st | 1st | 1st | 1st | 1st/2nd | | | 1st | |
| | Priest Holmes | RB | 1st | 1st | 1st | -- | 1st | | | 1st | |
| | Tony Richardson | FB | -- | -- | -- | -- | 2nd | | | -- | |
| | Willie Roaf | T | 1st | 1st | -- | -- | 2nd | | | 1st | |
| | Will Shields | G | 1st | 1st | 1st | -- | 1st | | | 1st | |
| | | | AP | PFW | TSN | SI | FD | CPFW | | PFW/A | |
| 2004 | – | | | | | | | | | | |
| | Tony Gonzalez | TE | 2nd | -- | -- | -- | 1st | 1st | | -- | |
| | Tony Richardson | FB | 2nd | -- | -- | -- | 1st | 1st | | -- | |
| | Willie Roaf | T | 1st | 1st | -- | -- | -- | 2nd | | 1st | |
| | Will Shields | G | 2nd | -- | -- | 1st | 2nd | 1st | | 1st | |
| | Brian Waters | G | 1st | 1st | 1st | -- | 2nd | 2nd | | -- | |
| 2005 | – | | | | | | | | | | |
| | Larry Johnson | RB | 2nd | -- | -- | -- | | | | 1st | |
| | Willie Roaf | T | 2nd | -- | -- | -- | | | | 1st | |
| | Will Shields | G | 2nd | -- | -- | -- | | | | 1st | |
| | Brian Waters | G | 1st | -- | -- | -- | | | | -- | |
| 2006 | – | | | | | | | | | | |
| | Tony Gonzalez | TE | 2nd | -- | -- | -- | | | | -- | |
| | Larry Johnson | RB | 1st | 1st | -- | -- | | | | -- | |
| | Will Shields | G | 2nd | -- | -- | -- | | | | -- | |
| 2007 | – | | | | | | | | | | |
| | Jared Allen | DE | 1st | 1st | 1st | 1st | | | | 1st | |
| | Tony Gonzalez | TE | 2nd | -- | -- | -- | | | | -- | |
| 2008 | – | | | | | | | | | | |
| | Tony Gonzalez | TE | 1st | 1st | -- | -- | | | | -- | |
| 2009 | – | | | | | | | | | | |
| | None | | | | | | | | | | |
| 2010 | – | | | | | | | | | | |
| | Dwayne Bowe | WR | 2nd | -- | -- | -- | | | | -- | |
| | Jamaal Charles | RB | 1st | 1st | -- | -- | | | | 1st | |
| | Brian Waters | G | | | | | | | | 1st | |
| 2011 | – | | | | | | | | | | |
| | Tamba Hali | LB | 2nd | -- | -- | -- | | | | -- | |
| | Derrick Johnson | LB | 1st | -- | -- | -- | | | | -- | |

| YR. | PLAYER | POS. | AP | ALL-PRO | | | | ALL-AFC PFW/A |
|------|-------------------|-------|-----------|-------------|------------|-----------|-----------|------------------|
| | | | | PFW | TSN | SI | FD | |
| 2012 | - | | | | | | | |
| | Jamaal Charles | RB | 2nd | | | | | 1st |
| | Dustin Colquitt | P | | | | | | 1st |
| | Derrick Johnson | LB | | | | | | 1st |
| | | | AP | PFW | TSN | SI | FD | PFWA |
| 2013 | - | | | | | | | |
| | Eric Berry | S | 1st | 1st | | | | 1st |
| | Jamaal Charles | RB | 1st | 1st | | | | 1st |
| | Tamba Hali | LB | 2nd | | | | | |
| | Dexter McCluster | PR | 2nd | 1st | | | | 1st |
| | Dontari Poe | DT | 2nd | | | | | 1st |
| | Branden Albert | T | | | | | | 1st |
| | Quintin Demps | KR | | | | | | 1st |
| | Justin Houston | LB | | | | | | 1st |
| | | | AP | PFW | TSN | SI | FD | PFWA |
| 2014 | - | | | | | | | |
| | Justin Houston | LB | 1st | 1st | | | | 1st |
| | Anthony Sherman | FB | 2nd | | | | | |
| | De'Anthony Thomas | RB/WR | | | | | | 1st |
| | | | AP | PFW | TSN | SI | FD | PFWA |
| 2015 | - | | | | | | | |
| | Eric Berry | S | 1st | 1st | | | | 1st |
| | Justin Houston | LB | -- | -- | 1st | | | |
| | Marcus Peters | CB | 2nd | | | | | |
| | Derrick Johnson | LB | | | | | | 1st |
| | Marcus Peters | CB | | | | | | 1st |
| | | | AP | PFW | TSN | SI | FD | PFWA |
| 2016 | - | | | | | | | |
| | Travis Kelce | TE | 1st | 1st | 1st | | | 1st |
| | Tyreek Hill | KR/PR | 1st | 1st | 1st | | | 1st |
| | Marcus Peters | CB | 1st | 1st | 1st | | | 1st |
| | Eric Berry | S | 1st | 1st | 1st | | | 1st |
| | Mitchell Schwartz | T | 2nd | -- | -- | | | |
| | | | AP | PFW | TSN | SI | FD | PFWA |
| 2017 | - | | | | | | | |
| | Kareem Hunt | RB | | | | | | 1st |
| | Travis Kelce | TE | 2nd | -- | 1st | | | |
| | Mitchell Schwartz | T | 2nd | -- | -- | | | 1st |
| | | | AP | PFWA | TSN | | | PFWA |
| 2018 | - | | | | | | | |
| | Patrick Mahomes | QB | 1st | 1st | -- | | | 1st |
| | Tyreek Hill | FLEX | 1st | -- | -- | | | |
| | Tyreek Hill | WR | 2nd | -- | -- | | | 1st |
| | Travis Kelce | TE | 1st | 1st | -- | | | 1st |
| | Mitchell Schwartz | T | 1st | 1st | -- | | | 1st |
| | Chris Jones | DL | 2nd | -- | -- | | | 1st |
| | | | AP | PFWA | TSN | | | PFWA |
| 2019 | - | | | | | | | |
| | Mecole Hardman | KR | 2nd | -- | -- | | | 1st |
| | Chris Jones | DT | | | | | | 1st |
| | Travis Kelce | TE | 2nd | -- | 1st | | | 1st |
| | Tyrann Mathieu | DB | 1st | -- | -- | | | |
| | Tyrann Mathieu | S | 2nd | -- | -- | | | |
| | Mitchell Schwartz | T | 2nd | -- | -- | | | 1st |

| YR. | PLAYER | POS. | AP | ALL-PRO | | ALL-AFC |
|---------------|-----------------|------|-----|---------|-----|---------|
| | | | | PFWA | TSN | PFWA |
| 2020 – | | | | | | |
| | Tyreek Hill | WR | 1st | -- | -- | 1st |
| | Chris Jones | DT | 2nd | -- | 1st | 1st |
| | Travis Kelce | TE | 1st | 1st | 1st | 1st |
| | Patrick Mahomes | QB | 2nd | -- | 1st | 1st |
| | Tyrann Mathieu | S | 1st | 1st | 1st | 1st |
| 2021 – | | | | | | |
| | Tyreek Hill | WR | -- | -- | -- | 1st |
| | Creed Humphrey | C | -- | -- | -- | 1st |
| | Chris Jones | DT | 2nd | -- | 1st | 1st |
| | Travis Kelce | TE | 2nd | -- | 1st | -- |
| 2022 – | | | | | | |
| | Creed Humphrey | C | 2nd | -- | -- | 1st |
| | Chris Jones | DT | 1st | 1st | -- | 1st |
| | Travis Kelce | TE | 1st | 1st | 1st | 1st |
| | Patrick Mahomes | QB | 1st | 1st | 1st | 1st |
| | Joe Thuney | G | 2nd | -- | -- | 1st |
| | Tommy Townsend | P | 1st | 1st | -- | 1st |

Reference: First or second-team All-Pro or All-Conference honors as selected by the following: (AP) Associated Press, (UPI) United Press International, (NEA) Newspaper Enterprise Assoc., (TSN) The Sporting News, (PFW) Pro Football Weekly, (PFWA) Pro Football Writers of America, (USA) USA Today - Gordon Forbes, (SI) Sports Illustrated - Paul Zimmerman, (FD) Football Digest, (FN) Football News, (CPFW) College and Pro Football Newsweekly.

Notes: The Sporting News All-AFL Team was selected by the players in 1960, '62-66 and by the coaches in '61. Pro Football Weekly's selections have been made by the Pro Football Writers of America since '96.

*No team named due to '82 NFLPA Strike. **No team named in '85.

CHIEFS IN THE MISSOURI SPORTS HALL OF FAME

| Year | Individual | Chiefs Years | Year | Individual | Chiefs Years |
|------|----------------------|--------------|---------------------|-----------------------------|------------------|
| 1994 | Lamar Hunt | 1960-05 | 2011 | Priest Holmes | 2001-07 |
| | Len Dawson | 1962-75 | 2012 | Emmitt Thomas | 1966-78, 2010-18 |
| | Otis Taylor | 1965-75 | | Trent Green | 2001-06 |
| | Bill Grigsby | 1963-05 | 2013 | Tony Richardson | 1995-05 |
| 1995 | Bobby Bell | 1963-74 | 2014 | Ed Podolak | 1969-77 |
| | Hank Stram | 1960-74 | | Jack Rudnay | 1969-82 |
| 1996 | Jan Stenerud | 1967-79 | 2015 | Nick Lowery | 1980-93 |
| | Fred Arbanas | 1962-70 | | Eddie Kennison | 2001-07 |
| 1997 | Ed Budde | 1963-76 | 2016 | Tim Grunhard | 1990-00 |
| 1998 | Willie Lanier | 1967-77 | | George Toma (Groundskeeper) | 1963-91 |
| 1999 | Johnny Robinson | 1960-71 | 2017 | Bill Kenney | 1979-88 |
| | Maurice "Mo" Moorman | 1968-73 | | 2018 | Mike Garrett |
| 2000 | Curt Merz | 1962-68 | Dante Hall | | 2000-06 |
| | Marcus Allen | 1993-97 | Jim Otis | 1971-72 | |
| 2001 | Dick Vermeil | 2001-05 | 2019 | Ted McKnight | 1977-81 |
| | Deron Cherry | 1981-91 | | Jeremy Maclin | 2015-16 |
| 2002 | Christian Okoye | 1987-92 | 2020 | Curley Culp | 1968-74 |
| 2003 | Art Still | 1978-87 | | Derrick Johnson | 2005-17 |
| | Jim Kearney | 1967-75 | Dan Meers (KC Wolf) | 1989-Present | |
| 2004 | Carl Peterson | 1989-07 | Bud Epps (Trainer) | 1984-05 | |
| 2005 | Gary Spani | 1978-86 | 2021 | Derrick Thomas | 1989-99 |
| | Curtis McClinton | 1962-69 | | 2022 | Willie Roaf |
| 2006 | Neil Smith | 1988-96 | Danan Hughes | | 1993-98 |
| 2007 | Will Shields | 1993-06 | | | |
| 2008 | Marty Schottenheimer | 1989-98 | | | |



USA TODAY ALL-JOE TEAM

The USA Today All-Joe Team takes its name from former Chiefs DT Joe Phillips who played 14 seasons for Kansas City, San Diego, St. Louis and Minnesota before retiring following the 1999 season. According to USA Today's Larry Weisman, the All-Joe Team is represented by "hard-working, overlooked, underappreciated players who do the dirty work simply because that's their lot in life."

| | | | | | |
|------|------------|-----------------|------|----------------|-----------------|
| 1992 | C | Tim Grunhard | 2004 | DE | Jared Allen |
| | DT | Joe Phillips | | LS | Kendall Gammon |
| 1994 | TE | Derrick Walker | | C | Casey Wiegmann |
| 1995 | G | Will Shields | 2005 | C | Casey Wiegmann |
| 1996 | G | Dave Szott | 2006 | DE | Jared Allen |
| 1997 | C | Tim Grunhard | | QB | Damon Huard |
| | WR | Danan Hughes | C | Casey Wiegmann | |
| | G | Dave Szott | 2007 | C | Casey Wiegmann |
| | Off. Coor. | Paul Hackett | 2008 | WR | Dwayne Bowe |
| 2000 | DE | Eric Hicks | | CB | Brandon Carr |
| | LB | Mike Maslowski | 2009 | LB | Tamba Hali |
| 2001 | FB | Tony Richardson | | 2010 | LB |
| | P | Dan Stryzinski | G | Ryan Lilja | |
| 2002 | K | Morten Andersen | 2011 | CB | Brandon Flowers |
| | LB | Marvcus Patton | 2012 | T | Eric Winston |
| | C | Casey Wiegmann | 2013 | OL | Geoff Schwartz |
| 2003 | ST | Gary Stills | | | |
| | S | Greg Wesley | | | |
| | C | Casey Wiegmann | | | |



RETIRED JERSEYS

STENERUD
3

JAN STENERUD • KICKER • 1967-79

The first pure placekicker inducted in the Pro Football Hall of Fame, K Jan Stenerud played 19 NFL seasons, including 13 with Kansas City.



LEN DAWSON • QUARTERBACK • 1962-75

The standard-bearer for Chiefs signal callers for decades, QB Len Dawson retired as the franchise's all-time leading passer. The Pro Football Hall of Fame QB led the club to three AFL titles and the franchise's first world championship in Super Bowl IV.

DAWSON
16

THOMAS
18

EMMITT THOMAS • CORNERBACK • 1966-78

The Chiefs career leader with 58 interceptions, CB Emmitt Thomas played in 181 games over his Hall of Fame career with Kansas City.



ABNER HAYNES • RUNNING BACK • 1960-64

One of the offensive stars during the Texans/Chiefs first five years, RB Abner Haynes led the club in rushing four times.

HAYNES
28

JOHNSON
33

STONE JOHNSON • RUNNING BACK • 1963

A sprinter in the '60 Olympics in Rome and a QB at Grambling, RB Stone Johnson's athletic career came to a tragic end during his rookie season of '63. Johnson suffered a fractured vertebra in his neck in a preseason game against the Houston Oilers in Wichita, Kansas and died just 10 days later on Sept. 8, 1963.



MACK LEE HILL • RUNNING BACK • 1964-65

An AFL All-Star as a rookie in '64, RB Mack Lee Hill rushed for 1,203 yards in just 27 games with the Chiefs. Hill tragically died on the operating table after suffering a knee injury late in the '65 season.

HILL
36

THOMAS
58

DERRICK THOMAS • LINEBACKER • 1989-99

The most prolific pass rusher in Chiefs history, Pro Football Hall of Fame LB Derrick Thomas was the heart and soul of the club's dominating defense throughout the '90s and owns the NFL's single-game sack record (7.0 vs. Seattle - 11/11/90).



WILLIE LANIER • LINEBACKER • 1967-77



A Pro Football Hall of Famer, LB Willie Lanier played 11 seasons for the Chiefs and was named to the NFL's 75th Anniversary All-Time Team.

LANIER
63

BELL
78

BOBBY BELL • LINEBACKER • 1963-74

Perhaps the greatest outside linebacker to ever play the game, LB Bobby Bell was the first Chiefs player to enter the Pro Football Hall of Fame in '83.



BUCK BUCHANAN • DEFENSIVE TACKLE • 1967-77

A pivotal member of the great Chiefs defense of the '60s and '70s, DT Buck Buchanan was enshrined in the Pro Football Hall of Fame.

BUCHANAN
86

AFL ALL-STAR SELECTIONS



1960

No All-Star game was played following the AFL's first season in '60.

1961

(January 7, 1962)

Mel Branch, DE
Chris Burford, WR
Cotton Davidson, QB[†]
Jon Gilliam, C
Abner Haynes, RB
Sherrill Headrick, LB
E.J. Holub, LB
Bill Krisher, G
Paul Rochester, DT
David Webster, DB

1962

(January 13, 1963)

Fred Arbanas, TE
Mel Branch, DE
Jerry Cornelison, T
Len Dawson, QB
Dave Grayson, DB
Abner Haynes, RB
Sherrill Headrick, LB
E.J. Holub, LB
Jerry Mays, DE
Curtis McClinton, RB**
Marvin Terrell, G
Jim Tyrer, T

1963

(January 19, 1964)

Fred Arbanas, TE
Mel Branch, DE
Ed Budde, G
Walter Corey, LB
Dave Grayson, DB
Johnny Robinson, S
Jim Tyrer, T
Duane Wood, DB

1964

(January 16, 1965)

Fred Arbanas, TE
Bobby Bell, LB
Tommy Brooker, K
Buck Buchanan, DT
Len Dawson, QB
Dave Grayson, DB
Abner Haynes, RB
Mack Lee Hill, RB
E.J. Holub, LB
Bobby Hunt, DB
Jerry Mays, DE
Johnny Robinson, S
Jim Tyrer, T

1965

(January 15, 1966)

Fred Arbanas, TE
Bobby Bell, LB
Buck Buchanan, DT
Ed Budde, G
Sherrill Headrick, LB
E.J. Holub, LB
Frank Jackson, WR
Jerry Mays, DE
Johnny Robinson, S
Jim Tyrer, T

1966

(January 21, 1967)

Bobby Bell, LB
Buck Buchanan, DT
Ed Budde, G
Len Dawson, QB
Mike Garrett, RB
Sherrill Headrick, LB
E.J. Holub, LB
Jerry Mays, DE
Curtis McClinton, RB
Johnny Robinson, S
Otis Taylor, WR
Jim Tyrer, T

1967

(January 21, 1968)

Fred Arbanas, TE
Bobby Bell, LB
Buck Buchanan, DT
Ed Budde, G
Len Dawson, QB
Mike Garrett, RB
Jerry Mays, DE
Curtis McClinton, RB
Johnny Robinson, S

1968

(January 19, 1969)

Bobby Bell, LB
Buck Buchanan, DT
Ed Budde, G
Len Dawson, QB*
Willie Lanier, LB
Jim Lynch, LB
Jerry Mays, DE
Johnny Robinson, S
Jan Stenerud, K
Emmitt Thomas, CB
Jim Tyrer, T

1969

(January 17, 1970)

Bobby Bell, LB
Buck Buchanan, DT
Ed Budde, G
Curley Culp, DT
Len Dawson, QB
Robert Holmes, RB
Willie Lanier, LB
Mike Livingston, QB
Jim Marsalis, CB
Jan Stenerud, K
Jim Tyrer, T

KEY

[†] Player of the Game

** Outstanding Offensive Player



Four-time AFL All-Star LB Sherrill Headrick alongside Hank Stram and Jack Steadman.



ALL-TIME AFL TEAM, 1960-69



OFFENSE

Lance Alworth, San Diego Chargers Wide Receiver
Don Maynard, New York Jets Wide Receiver
Fred Arbanas, Kansas City Chiefs **Tight End**
Ron Mix, San Diego Chargers Tackle
Jim Tyrer, Kansas City Chiefs **Tackle**
Ed Budde, Kansas City Chiefs **Guard**
Billy Shaw, Buffalo Bills Guard
Jim Otto, Oakland Raiders Center
Joe Namath, New York Jets Quarterback
Clem Daniels, Oakland Raiders Running Back
Paul Lowe, San Diego Chargers Running Back

(Chosen by AFL Members of the Hall of Fame Selection Committee)

DEFENSE

Jerry Mays, Kansas City Chiefs **End**
Gerry Philbin, New York Jets End
Houston Antwine, Boston Patriots Tackle
Tom Sestak, Buffalo Bills Tackle
Bobby Bell, Kansas City Chiefs **Linebacker**
George Webster, Houston Oilers Linebacker
Nick Buoniconti, Boston Patriots M-Linebacker
Willie Brown, Oakland Raiders Cornerback
Dave Grayson, Oakland Raiders Cornerback
Johnny Robinson, Kansas City Chiefs **Safety**
George Saimes, Buffalo Bills Safety

SPECIALISTS

George Blanda, Oakland Raiders Kicker
Jerrel Wilson, Kansas City Chiefs **Punter**

CHIEFS INDIVIDUAL RECORDS

SERVICE

Most Seasons, Active Players

| | | |
|----|-----------------|---------|
| 15 | Jerrel Wilson | 1963-77 |
| 15 | Dustin Colquitt | 2005-19 |
| 14 | Len Dawson | 1962-75 |
| 14 | Ed Budde | 1963-76 |
| 14 | Nick Lowery | 1980-93 |
| 14 | Will Shields | 1993-06 |
| 13 | Jim Tyrer | 1961-73 |
| 13 | Buck Buchanan | 1963-75 |
| 13 | Emmitt Thomas | 1966-78 |
| 13 | Jan Stenerud | 1967-79 |
| 13 | Jack Rudnay | 1970-82 |
| 13 | John Alt | 1984-96 |
| 13 | Derrick Johnson | 2005-17 |
| 12 | Johnny Robinson | 1960-71 |
| 12 | Dave Hill | 1963-74 |
| 12 | Bobby Bell | 1963-74 |
| 12 | Mike Livingston | 1968-79 |
| 12 | Henry Marshall | 1976-87 |
| 12 | Tony Gonzalez | 1997-08 |
| 12 | Tamba Hali | 2006-17 |

Most Games Played, Career (All 175+)

| | | |
|-----|-----------------|---------|
| 238 | Dustin Colquitt | 2005-19 |
| 224 | Will Shields | 1993-06 |
| 212 | Nick Lowery | 1980-93 |
| 203 | Jerrel Wilson | 1963-77 |
| 190 | Tony Gonzalez | 1997-08 |
| 186 | Jan Stenerud | 1967-79 |
| 183 | Len Dawson | 1962-75 |
| 183 | Buck Buchanan | 1963-75 |
| 182 | Derrick Johnson | 2005-17 |
| 181 | Emmitt Thomas | 1966-78 |
| 180 | Jim Tyrer | 1961-73 |
| 179 | John Alt | 1984-96 |
| 178 | Jack Rudnay | 1970-82 |
| 177 | Ed Budde | 1963-76 |
| 177 | Tamba Hali | 2006-17 |

Most Games Started, Career (Since 1968)

| | | |
|------|--------------------------|---------|
| 223 | Will Shields | 1993-06 |
| 174 | Tony Gonzalez | 1997-08 |
| 171 | Jack Rudnay | 1970-82 |
| 169 | Derrick Johnson | 2005-17 |
| 164 | Tim Grunhard | 1990-00 |
| *158 | Len Dawson (*Since 1962) | 1962-75 |
| 157 | Derrick Thomas | 1989-99 |
| 157 | Tamba Hali | 2006-17 |

Most Starts, Rookie, Season

| | | |
|----|------------------|------|
| 17 | Creed Humphrey | 2021 |
| 17 | Trey Smith | 2021 |
| 17 | George Karlaftis | 2022 |
| 16 | Sylvester Hicks | 1978 |
| 16 | Art Still | 1978 |
| 16 | Dave Lutz | 1983 |
| 16 | Kevin Ross | 1984 |
| 16 | Dino Hackett | 1986 |
| 16 | Derrick Thomas | 1989 |
| 16 | Greg Wesley | 2000 |
| 16 | Derrick Johnson | 2005 |
| 16 | Tamba Hali | 2006 |
| 16 | Brandon Carr | 2008 |
| 16 | Glenn Dorsey | 2008 |
| 16 | Eric Berry | 2010 |
| 16 | Dontari Poe | 2012 |
| 16 | Marcus Peters | 2015 |
| 16 | Kareem Hunt | 2017 |
| 16 | Juan Thornhill | 2019 |

Most Consecutive Games Played, Career

| | |
|-----|------------------------------------------------|
| 224 | Will Shields (Sept. 5, 1993 - Dec. 31, 2006) |
| 186 | Jan Stenerud (Sept. 9, 1967 - Dec. 16, 1979) |
| 184 | Dustin Colquitt (Nov. 9, 2008 - Dec. 29, 2019) |
| 180 | Jim Tyrer (Sept. 10, 1961 - Dec. 2, 1973) |
| 168 | Bobby Bell (Sept. 7, 1963 - Dec. 14, 1974) |
| 166 | Buck Buchanan (Sept. 7, 1963 - Dec. 1, 1974) |

Most Consecutive Games Started (Since 1968)

| | |
|-----|------------------------------------------------|
| 223 | Will Shields (Sept. 12, 1993 - Dec. 31, 2006) |
| 144 | Emmitt Thomas (Sept. 28, 1968 - Oct. 15, 1978) |
| 134 | Jim Lynch (Sept. 9, 1968 - Nov. 6, 1977) |
| 120 | Tim Grunhard (Sept. 5, 1993 - Oct. 29, 2000) |
| 120 | Tony Gonzalez (Sept. 19, 1999 - Nov. 12, 2006) |

Most Consecutive Games Started To Begin Career

| | | |
|-----|--------------|---------|
| 101 | Gary Barbaro | 1976-82 |
| 64 | Brandon Carr | 2008-11 |
| 51 | Art Still | 1978-81 |
| 41 | Tamba Hali | 2006-08 |
| 37 | Greg Wesley | 2000-02 |

Most Games Started, Quarterback, Career

| | | |
|-----|-----------------|---------|
| 158 | Len Dawson | 1962-75 |
| 88 | Trent Green | 2001-06 |
| 80 | Patrick Mahomes | 2017-22 |
| 77 | Bill Kenney | 1979-88 |
| 76 | Alex Smith | 2013-17 |

Most Consecutive Games Started, Quarterback

| | |
|----|-------------------------------------------------|
| 81 | Trent Green (Sept. 9, 2001 - Sept. 10, 2006) |
| 44 | Len Dawson (Oct. 31, 1965 - Nov. 3, 1968) |
| 35 | Steve DeBerg (Nov. 26, 1989 - Dec. 8, 1991) |
| 34 | Patrick Mahomes (Sept. 12, 2021 - Jan. 7, 2023) |
| 28 | Steve Bono (Sept. 3, 1995 - Nov. 24, 1996) |
| 28 | Elvis Grbac (Dec. 26, 1998 - Nov. 19, 2000) |
| 28 | Len Dawson (Sept. 8, 1962 - Nov. 8, 1963) |

Most Consecutive Seasons Starting Every Game, QB

| | | |
|---|-------------|---------|
| 5 | Trent Green | 2001-05 |
| 2 | Len Dawson | 1966-67 |

SCORING

POINTS

Most Points, Career (All 400+)

| | | |
|-------|------------------|---------|
| 1,466 | Nick Lowery | 1980-93 |
| 1,231 | Jan Stenerud | 1967-79 |
| 763 | Harrison Butker | 2017-22 |
| 517 | Ryan Succop | 2009-13 |
| 500 | Priest Holmes | 2001-07 |
| 462 | Tony Gonzalez | 1997-08 |
| 442 | Pete Stoyanovich | 1996-00 |
| 442 | Travis Kelce | 2013-22 |

Most Seasons, 100 or More Points

| | | |
|----|------------------|----------------------|
| 11 | Nick Lowery | 1981, '83-86, '88-93 |
| 5 | Jan Stenerud | 1967-71 |
| 5 | Harrison Butker | 2017-21 |
| 4 | Ryan Succop | 2009-10, '12-13 |
| 3 | Pete Stoyanovich | 1997-99 |
| 3 | Lawrence Tynes | 2004-06 |
| 3 | Cairo Santos | 2014-16 |
| 2 | Lin Elliott | 1994-95 |
| 2 | Morten Andersen | 2002-03 |
| 2 | Priest Holmes | 2002-03 |
| 2 | Larry Johnson | 2005-06 |
| 1 | Jack Spikes | 1960 |
| 1 | Abner Haynes | 1962 |
| 1 | Todd Peterson | 2001 |
| 1 | Tyreek Hill | 2020 |

Most Points, Season (All 125+)

| | | |
|-----|-----------------|------|
| 162 | Priest Holmes | 2003 |
| 147 | Harrison Butker | 2019 |
| 144 | Priest Holmes | 2002 |
| 142 | Harrison Butker | 2017 |
| 139 | Nick Lowery | 1990 |
| 137 | Harrison Butker | 2018 |
| 129 | Jan Stenerud | 1968 |
| 129 | Cairo Santos | 2015 |
| 129 | Cairo Santos | 2016 |
| 126 | Larry Johnson | 2005 |
| 125 | Lawrence Tynes | 2005 |

Most Points, Non-Kickers, Rookie, Season

| | | |
|----|-----------------|------|
| 72 | Abner Haynes | 1960 |
| 72 | Tyreek Hill | 2016 |
| 66 | Billy Jackson | 1981 |
| 66 | Kareem Hunt | 2017 |
| 48 | Johnny Robinson | 1960 |
| 48 | Mike Garrett | 1966 |

CHIEFS INDIVIDUAL RECORDS

Most Points, Kickers, Rookie, Season

| | | |
|-----|-----------------|------|
| 142 | Harrison Butker | 2017 |
| 113 | Cairo Santos | 2014 |
| 108 | Jan Stenerud | 1967 |
| 104 | Jack Spikes | 1960 |
| 104 | Ryan Succop | 2009 |

Most Points, Game

| | | |
|----|------------------------------|---------------|
| 30 | Abner Haynes vs. Oakland | Nov. 26, 1961 |
| 30 | Jamaal Charles at Oakland | Dec. 15, 2013 |
| 24 | Frank Jackson vs. Denver | Dec. 10, 1961 |
| 24 | Abner Haynes vs. Boston | Sept. 8, 1962 |
| 24 | Frank Jackson at San Diego | Dec. 13, 1964 |
| 24 | Bert Coan at Denver | Oct. 23, 1966 |
| 24 | Priest Holmes at Cleveland | Sept. 8, 2002 |
| 24 | Priest Holmes vs. Atlanta | Oct. 24, 2004 |
| 24 | Derrick Blaylock vs. Atlanta | Oct. 24, 2004 |
| 24 | Larry Johnson vs. Seattle | Oct. 29, 2006 |
| 24 | Travis Kelce vs. Las Vegas | Oct. 10, 2022 |

TOUCHDOWNS

Most Touchdowns, Career

| | | |
|----|------------------------------------------|---------|
| 83 | Priest Holmes (76 rush, 7 rec.) | 2001-07 |
| 76 | Tony Gonzalez (0 rush, 76 rec.) | 1997-08 |
| 72 | Travis Kelce (69 rec., 2 rush, 1 fum.) | 2013-22 |
| 67 | Tyreek Hill (6 rush, 56 rec. 1 KR, 4 PR) | 2016-21 |
| 64 | Jamaal Charles (43 rush, 20 rec., 1 KR) | 2008-16 |
| 61 | Larry Johnson (55 rush, 6 rec.) | 2003-09 |
| 60 | Otis Taylor (3 rush, 57 rec.) | 1965-75 |

Most Touchdowns, Season

| | | |
|----|----------------------------------|------|
| 27 | Priest Holmes (27 rush, 0 rec.) | 2003 |
| 24 | Priest Holmes (21 rush, 3 rec.) | 2002 |
| 21 | Larry Johnson (20 rush, 1 rec.) | 2005 |
| 19 | Abner Haynes (13 rush, 6 rec.) | 1962 |
| 19 | Larry Johnson (17 rush, 2 rec.) | 2006 |
| 19 | Jamaal Charles (12 rush, 7 rec.) | 2013 |

Most Touchdowns, Rookie, Season

| | | |
|----|------------------------------------------|------|
| 12 | Abner Haynes (9 rush, 3 rec.) | 1960 |
| 12 | Tyreek Hill (3 rush, 6 rec., 2 PR, 1 KR) | 2016 |
| 11 | Billy Jackson (10 rush, 1 rec.) | 1981 |
| 11 | Kareem Hunt (8 rush, 3 rec.) | 2017 |
| 8 | Johnny Robinson (4 rush, 4 rec.) | 1960 |
| 8 | Mike Garrett (6 rush, 1 rec., 1 PR) | 1966 |

Most Touchdowns, Game

| | | |
|---|--------------------------------------------|---------------|
| 5 | Abner Haynes vs. Oakland | Nov. 26, 1961 |
| 5 | Jamaal Charles at Oakland | Dec. 15, 2013 |
| 4 | Frank Jackson vs. Denver | Dec. 10, 1961 |
| 4 | Abner Haynes vs. Boston | Sept. 8, 1962 |
| 4 | Frank Jackson at San Diego | Dec. 13, 1964 |
| 4 | Bert Coan at Denver | Oct. 23, 1966 |
| 4 | Priest Holmes at Cleveland | Sept. 8, 2002 |
| 4 | Priest Holmes vs. Atlanta | Oct. 24, 2004 |
| 4 | Derrick Blaylock vs. Atlanta | Oct. 24, 2004 |
| 4 | Larry Johnson vs. Seattle | Oct. 29, 2006 |
| 4 | Travis Kelce vs. Las Vegas | Oct. 10, 2022 |
| 3 | 46 times; | |
| | Last, Travis Kelce at Los Angeles Chargers | Nov. 21, 2022 |

Most Consecutive Games Scoring Touchdowns

| | | |
|----|----------------|---------|
| 11 | Priest Holmes | 2002 |
| 9 | Larry Johnson | 2006 |
| 8 | Priest Holmes | 2003-04 |
| 8 | Larry Johnson | 2004-05 |
| 8 | Kareem Hunt | 2018 |
| 7 | Marcus Allen | 1993 |
| 7 | Priest Holmes | 2004-05 |
| 7 | Larry Johnson | 2005 |
| 7 | Dwayne Bowe | 2010 |
| 7 | Jamaal Charles | 2013 |

POINTS AFTER TOUCHDOWNS

Most Points After TD Attempted, Career

| | | |
|-----|------------------|---------|
| 483 | Nick Lowery | 1980-93 |
| 409 | Jan Stenerud | 1967-79 |
| 289 | Harrison Butker | 2017-22 |
| 164 | Pete Stoyanovich | 1996-00 |
| 160 | Ryan Succop | 2009-13 |
| 149 | Tommy Brooker | 1962-66 |

Most Points After TD Attempted, Season

| | | |
|----|-----------------|------|
| 69 | Harrison Butker | 2018 |
| 60 | Lawrence Tynes | 2004 |
| 59 | Morten Andersen | 2003 |
| 54 | Harrison Butker | 2020 |

| | | |
|----|-------------|------|
| 52 | Ryan Succop | 2013 |
|----|-------------|------|

| | | |
|----|-----------------|------|
| 51 | Morten Andersen | 2002 |
|----|-----------------|------|

Most Points After TD Attempted, Game

| | | |
|---|----------------------------|---------------|
| 8 | Tommy Brooker at Denver | Sept. 7, 1963 |
| 8 | Mike Mercer at Denver | Oct. 23, 1966 |
| 8 | Lawrence Tynes vs. Atlanta | Oct. 24, 2004 |
| 8 | Ryan Succop at Oakland | Dec. 15, 2013 |

Most Points After TD Made, Career

| | | |
|-----|------------------|---------|
| 479 | Nick Lowery | 1980-93 |
| 394 | Jan Stenerud | 1967-79 |
| 271 | Harrison Butker | 2017-22 |
| 163 | Pete Stoyanovich | 1996-00 |
| 160 | Ryan Succop | 2009-13 |
| 149 | Tommy Brooker | 1962-66 |

Most Points After TD Made, Season

| | | |
|----|-----------------|------|
| 65 | Harrison Butker | 2018 |
| 58 | Morten Andersen | 2003 |
| 58 | Lawrence Tynes | 2004 |
| 52 | Ryan Succop | 2013 |
| 51 | Morten Andersen | 2002 |

Most Points After TD Made, Game

| | | |
|---|-------------------------------|---------------|
| 8 | Tommy Brooker at Denver | Sept. 7, 1963 |
| 8 | Mike Mercer at Denver | Oct. 23, 1966 |
| 8 | Lawrence Tynes vs. Atlanta | Oct. 24, 2004 |
| 8 | Ryan Succop at Oakland | Dec. 15, 2013 |
| 7 | Cotton Davidson vs. Denver | Dec.10, 1961 |
| 7 | T. Brooker at N.Y. Titans | Nov. 11, 1962 |
| 7 | Jack Spikes vs. Denver | Dec. 8, 1963 |
| 7 | Tommy Brooker vs. Houston | Nov. 28, 1965 |
| 7 | Morten Andersen vs. Arizona | Dec. 1, 2002 |
| 7 | Morten Andersen vs. St. Louis | Dec. 8, 2002 |
| 7 | Lawrence Tynes at Tennessee | Dec. 13, 2004 |

Most Consecutive Points After TD

| | | |
|-----|---------------|---------|
| 197 | Nick Lowery | 1983-89 |
| 160 | Ryan Succop | 2009-13 |
| 155 | Jan Stenerud | 1968-73 |
| 149 | Tommy Brooker | 1962-66 |

Highest Point After Percentage, Career (100 PATs)

| | | |
|--------|----------------------------|---------|
| 100.00 | Ryan Succop (160-160) | 2009-13 |
| 100.00 | Tommy Brooker (149-149) | 1962-66 |
| 99.39 | Pete Stoyanovich (163-164) | 1996-00 |
| 99.17 | Nick Lowery (479-483) | 1980-93 |
| 99.09 | Morten Andersen (109-110) | 2002-03 |
| 97.16 | Lawrence Tynes (137-141) | 2004-06 |

FIELD GOALS

Most Field Goals Attempted, Career

| | | |
|-----|------------------|---------|
| 436 | Jan Stenerud | 1967-79 |
| 410 | Nick Lowery | 1980-93 |
| 186 | Harrison Butker | 2017-22 |
| 147 | Ryan Succop | 2009-13 |
| 115 | Pete Stoyanovich | 1996-00 |
| 105 | Cairo Santos | 2014-17 |

Most Field Goals Attempted, Season

| | | |
|----|-----------------|------|
| 44 | Jan Stenerud | 1971 |
| 42 | Jan Stenerud | 1970 |
| 42 | Harrison Butker | 2017 |
| 40 | Jan Stenerud | 1968 |

Most Field Goals Attempted, Game

| | | |
|---|-----------------------------|-----------------|
| 7 | Cairo Santos at Cincinnati | October 4, 2015 |
| 7 | Jan Stenerud vs. Buffalo | Dec. 19, 1971 |
| 6 | Tommy Brooker vs. San Diego | Dec. 16, 1962 |
| 6 | Jan Stenerud | 6 times |
| | Last; at Washington | Oct. 10, 1976 |
| 6 | Todd Peterson vs. Denver | Dec. 16, 2001 |
| 6 | Ryan Succop at New Orleans | Sept. 23, 2012 |
| 6 | Harrison Butker vs. Miami | Dec. 24, 2017 |

Most Seasons Leading League, Field Goals Made

| | | |
|---|--------------|----------------|
| 3 | Jan Stenerud | 1967, '70, '75 |
|---|--------------|----------------|

Most Field Goals Made, Career

| | | |
|-----|------------------|---------|
| 329 | Nick Lowery | 1980-93 |
| 279 | Jan Stenerud | 1967-79 |
| 164 | Harrison Butker | 2017-22 |
| 119 | Ryan Succop | 2009-13 |
| 93 | Pete Stoyanovich | 1996-00 |
| 89 | Cairo Santos | 2014-17 |

Most Field Goals Made, Season

| | | |
|----|-----------------|-----------|
| 38 | Harrison Butker | 2017 |
| 34 | Nick Lowery | 1990 |
| 34 | Harrison Butker | 2019 |
| 31 | Cairo Santos | 2016 |
| 30 | Jan Stenerud | 1968, '70 |

CHIEFS INDIVIDUAL RECORDS

| | | |
|------------------------------------------------------------------|----------------------------------|----------------|
| 30 | Cairo Santos | 2015 |
| 28 | Ryan Succop | 2012 |
| Most Field Goals Made, Rookie, Season | | |
| 38 | Harrison Butker | 2017 |
| 25 | Ryan Succop | 2009 |
| 25 | Cairo Santos | 2014 |
| 21 | Jan Stenerud | 1967 |
| 13 | Jack Spikes | 1960 |
| 12 | Tommy Brooker | 1962 |
| Most Field Goals Made, Game | | |
| 7 | Cairo Santos at Cincinnati | Oct. 5, 2015 |
| 6 | Ryan Succop at New Orleans | Sept. 23, 2012 |
| 5 | Jan Stenerud | 3 times |
| | Last; vs. Buffalo | Dec. 19, 1971 |
| 5 | Nick Lowery | 4 times |
| | Last; vs. Denver | Sept. 20, 1993 |
| 5 | Ryan Succop vs. Minnesota | Oct. 2, 2011 |
| 5 | Cairo Santos at Denver | Nov. 15, 2015 |
| 5 | Harrison Butker | 4 times |
| | Last; vs. Denver | Dec. 6, 2020 |
| 4 | Tommy Brooker vs. San Diego | Dec. 16, 1962 |
| 4 | Mike Mercer at N.Y. Jets | Nov. 27, 1966 |
| 4 | Lin Elliott vs. Seattle | Dec. 24, 1995 |
| 4 | Jan Stenerud | 10 times |
| 4 | Nick Lowery | 8 times |
| 4 | Pete Stoyanovich | 2 times |
| 4 | Todd Peterson vs. Denver | Dec. 16, 2001 |
| 4 | Lawrence Tynes | 2 times |
| | Last; vs. Denver | Nov. 23, 2006 |
| 4 | Nick Novak vs. Denver | Sept. 28, 2008 |
| 4 | Ryan Succop | 4 times |
| | Last; at Tennessee | Oct. 6, 2013 |
| 4 | Cairo Santos | 5 times |
| | Last; at Carolina | Nov. 13, 2016 |
| 4 | Harrison Butker | 6 times |
| | Last; vs. Los Angeles Rams | Nov. 27, 2022 |
| Most Consecutive Games Scoring Field Goals | | |
| 16 | Harrison Butker | 2019-20 |
| 15 | Lawrence Tynes | 2004-05 |
| 14 | Jan Stenerud | 1970 |
| 14 | Harrison Butker | 2017-18 |
| 14 | Harrison Butker | 2021-22 |
| 12 | Pete Stoyanovich | 1997-98 |
| 11 | Jan Stenerud | 1968-69 |
| 11 | Jan Stenerud | 1971-72 |
| 11 | Nick Lowery | 1985-86 |
| 11 | Morten Andersen | 2002 |
| Most Consecutive Games Scoring Field Goals, Single Season | | |
| 14 | Jan Stenerud | 1970 |
| 14 | Harrison Butker | 2019 |
| 13 | Harrison Butker | 2017 |
| 12 | Lawrence Tynes | 2005 |
| 12 | Harrison Butker | 2021 |
| 11 | Morten Andersen | 2002 |
| Most Consecutive Field Goals Made | | |
| 23 | Harrison Butker | 2017 |
| 22 | Pete Stoyanovich | 1997-98 |
| 22 | Ryan Succop | 2011 |
| 21 | Nick Lowery | 1990 |
| 21 | Nick Lowery | 1991 |
| 16 | Jan Stenerud | 1969 |
| 16 | Harrison Butker | 2019-20 |
| 16 | Harrison Butker | 2020-21 |
| Longest Field Goal | | |
| 62 | Harrison Butker vs. Buffalo | Oct. 16, 2022 |
| 59 | Matthew Wright vs. Las Vegas | Oct. 10, 2022 |
| 58 | Nick Lowery at Washington | Sept. 18, 1983 |
| 58 | Nick Lowery vs. L.A. Raiders | Sept. 12, 1985 |
| 58 | Harrison Butker at L.A. Chargers | Sept. 20, 2020 |
| 58 | Harrison Butker at L.A. Chargers | Sept. 20, 2020 |
| 57 | Nick Lowery vs. Seattle | Sept. 14, 1980 |
| Highest Field Goal Percentage, Career (100 Attempts) | | |
| 88.2 | Harrison Butker (164-186) | 2017-22 |
| 84.8 | Cairo Santos (89-105) | 2014-17 |
| 81.0 | Ryan Succop (119-147) | 2009-13 |
| 80.9 | Pete Stoyanovich (93-115) | 1996-00 |
| 80.2 | Nick Lowery (329-410) | 1980-93 |
| 64.0 | Jan Stenerud (279-436) | 1967-79 |
| Highest Field Goal Percentage, Season | | |
| 96.3 | Pete Stoyanovich (26-27) | 1997 |

| | | |
|-------------------------------------------------------------------------|----------------------------------|------------------|
| 92.6 | Harrison Butker (25-27) | 2020 |
| 91.9 | Nick Lowery (34-37) | 1990 |
| 91.6 | Nick Lowery (22-24) | 1992 |
| 90.5 | Harrison Butker (38-42) | 2017 |
| Highest Field Goal Percentage, Career At GEHA Field at Arrowhead | | |
| 88.1 | Pete Stoyanovich (52-59) | 1996-00 |
| 86.7 | Harrison Butker (85-98) | 2017-22 |
| 85.6 | Nick Lowery (179-209) | 1980-93 |
| 82.4 | Ryan Succop (61-74) | 2009-13 |
| 79.2 | Cairo Santos (38-48) | 2014-17 |
| Attempts Less Than 40 Yards, Season (15 Attempts) | | |
| 23-26 | Cairo Santos | 2016 |
| 24-25 | Harrison Butker | 2017 |
| 21-21 | Nick Lowery | 1991 |
| 20-20 | Pete Stoyanovich | 1998 |
| 16-20 | Ryan Succop | 2012 |
| 18-19 | Harrison Butker | 2019 |
| 18-18 | Harrison Buker | 2020 |
| 17-18 | Cairo Santos | 2014 |
| 17-18 | Cairo Santos | 2015 |
| 17-17 | Ryan Succop | 2009 |
| 16-16 | Morten Andersen | 2002 |
| 16-16 | Harrison Butker | 2018 |
| 15-16 | Ryan Succop | 2013 |
| 14-15 | Ryan Succop | 2011 |
| Most Field Goals, No Misses, Game | | |
| 7 | Cairo Santos at Cincinnati | Oct. 4, 2015 |
| 6 | Ryan Succop at New Orleans | Sept. 23, 2012 |
| 5 | Jan Stenerud at Buffalo | Nov. 2, 1969 |
| 5 | Jan Stenerud vs. Buffalo | Dec. 7, 1969 |
| 5 | Nick Lowery vs. L.A. Raiders | Sept. 12, 1985 |
| 5 | Nick Lowery at Chicago | Dec. 29, 1990 |
| 5 | Nick Lowery vs. Denver | Sept. 20, 1993 |
| 5 | Ryan Succop vs. Minnesota | Oct. 2, 2011 |
| 5 | Harrison Butker at Houston | Oct. 8, 2017 |
| 5 | Harrison Butker vs. Denver | Oct. 30, 2017 |
| 5 | Harrison Butker vs. Denver | Dec. 6, 2020 |
| Most Field Goals, 50 or More Yards, Career | | |
| 23 | Harrison Butker | 2017-22 |
| 20 | Nick Lowery | 1980-93 |
| 12 | Jan Stenerud | 1967-79 |
| 9 | Ryan Succop | 2009-13 |
| 7 | Cairo Santos | 2014-16 |
| Most Field Goals, 50 or More Yards, Season | | |
| 7 | Harrison Butker | 2021 |
| 4 | Nick Lowery | 1980 |
| 4 | Cairo Santos | 2015 |
| 4 | Harrison Butker | 2017, 2020 |
| 3 | Nick Lowery | 1985, 1988 |
| 3 | Ryan Succop | 2011 |
| 3 | Harrison Butker | 2019 |
| 3 | Harrison Butker | 2022 |
| 2 | Pete Stoyanovich | 1997, 1998 |
| 2 | Lawrence Tynes | 2004, 2005, 2006 |
| 2 | Ryan Succop | 2009, 2012 |
| 2 | Cairo Santos | 2016 |
| 2 | Harrison Butker | 2018 |
| Most Field Goals, 50 or More Yards, Game | | |
| 2 | Nick Lowery vs. Seattle | Sept. 14, 1980 |
| 2 | Nick Lowery at New Orleans | Sept. 8, 1985 |
| 2 | Nick Lowery at Detroit | Nov. 26, 1987 |
| 2 | Lawrence Tynes at Miami | Oct. 21, 2005 |
| 2 | Ryan Succop vs. Minnesota | Oct. 2, 2011 |
| 2 | Cairo Santos at Cincinnati | Oct. 4, 2015 |
| 2 | Harrison Butker at L.A. Chargers | Sept. 20, 2020 |

DEFENSE / SPECIAL TEAMS SCORING

| | | |
|------------------------------------------|------------------------------|---------|
| Most Defensive Touchdowns, Career | | |
| 8 | Bobby Bell (6 INTs, 2 FRs) | 1963-74 |
| 5 | Emmitt Thomas (5 INTs) | 1966-78 |
| 5 | Jim Kearney (5 INTs) | 1967-75 |
| 5 | Eric Berry (5 INTs) | 2010-18 |
| 4 | Lloyd Burruss (4 INTs) | 1981-91 |
| 4 | Derrick Thomas (4 FRs) | 1989-99 |
| 4 | James Hasty (3 INTs, 1 FR) | 1995-99 |
| 4 | Derrick Johnson (4 INTs) | 2005-17 |
| 4 | Daniel Sorensen (4 INTs) | 2014-21 |
| Most Defensive Touchdowns, Season | | |
| 4 | Jim Kearney (4 INTs) | 1972 |
| 3 | David Webster (2 INTs, 1 FR) | 1960 |

CHIEFS INDIVIDUAL RECORDS

| | | |
|---|------------------------------|------|
| 3 | Lloyd Burruss (3 INTs) | 1986 |
| 3 | Charles Mincy (2 INTs, 1 FR) | 1992 |
| 3 | Mark McMillian (3 INTs) | 1997 |

Most Defensive Touchdowns, Game

| | | |
|---|-----------------------------|---------------|
| 2 | Jim Kearney at Denver | Oct. 1, 1972 |
| 2 | Lloyd Burruss vs. San Diego | Oct. 19, 1986 |
| 2 | Cris Dishman at Oakland | Nov. 28, 1999 |
| 2 | Derrick Johnson at Denver | Jan. 3, 2010 |

Most Special Teams Touchdowns, Career

| | | |
|----|----------------------------------|---------|
| 11 | Dante Hall (5 PRs, 6 KORs) | 2000-06 |
| 8 | Tamarick Vanover (4 PRs, 4 KORs) | 1995-99 |
| 5 | Tyreek Hill (4 PRs, 1 KOR) | 2016-21 |
| 4 | J.T. Smith (4 PRs) | 1978-84 |
| 3 | Dexter McCluster (3 PRs) | 2010-13 |
| 2 | Six players tied | |

Most Special Teams Touchdowns, Season

| | | |
|---|--------------------------------|------|
| 4 | Dante Hall (2 PRs, 2 KRs) | 2003 |
| 3 | Tamarick Vanover (2 KRs, 1 PR) | 1995 |
| 3 | Dante Hall (2 PRs, 1 KR) | 2002 |
| 3 | Tyreek Hill (2 PRs, 1 KR) | 2016 |
| 2 | J.T. Smith (2 PRs) | 1979 |
| 2 | J.T. Smith (2 PRs) | 1980 |
| 2 | Paul Palmer (2 KRs) | 1987 |
| 2 | Dale Carter (2 PRs) | 1992 |
| 2 | Dante Hall (2 KRs) | 2004 |
| 2 | Dexter McCluster (2 PRs) | 2013 |

Most Safeties, Career

| | | |
|---|-----------------|--------------|
| 3 | Derrick Thomas | 1989-98 |
| 2 | Bill Maas | 1984-92 |
| 2 | Dan Saleaumua | 1989-96 |
| 2 | Joe Phillips | 1992-97 |
| 1 | Buck Buchanan | 1963-75 |
| 1 | Willie Lanier | 1967-77 |
| 1 | John Lohmeyer | 1973, '75-77 |
| 1 | Ed Beckman | 1977-84 |
| 1 | Dino Hackett | 1986-92 |
| 1 | Albert Lewis | 1983-93 |
| 1 | Rob McGovern | 1989-90 |
| 1 | Bernard Pollard | 2006-08 |
| 1 | Tamba Hali | 2006-16 |
| 1 | Justin Houston | 2011-18 |
| 1 | D.J. Alexander | 2015-16 |
| 1 | Chris Jones | 2016-20 |
| 1 | Frank Clark | 2019-22 |

Most Safeties, Season

| | | |
|---|-----------------|----------------|
| 1 | Buck Buchanan | 1968 |
| 1 | Willie Lanier | 1974 |
| 1 | John Lohmeyer | 1976 |
| 1 | Ed Beckman | 1978 |
| 1 | Dino Hackett | 1988 |
| 1 | Albert Lewis | 1988 |
| 1 | Bill Maas | 1988, '90 |
| 1 | Rob McGovern | 1989 |
| 1 | Dan Saleaumua | 1991, '96 |
| 1 | Derrick Thomas | 1994, '97, '98 |
| 1 | Joe Phillips | 1997 |
| 1 | Bernard Pollard | 2007 |
| 1 | Tamba Hali | 2009 |
| 1 | Justin Houston | 2012 |
| 1 | D.J. Alexander | 2015 |
| 1 | Chris Jones | 2020 |
| 1 | Frank Clark | 2022 |

TWO-POINT CONVERSIONS

Most Two-Point Conversions, Career

| | | |
|---|------------------|---------|
| 5 | Travis Kelce | 2013-22 |
| 3 | Tony Gonzalez | 1997-08 |
| 3 | Patrick Mahomes | 2017-22 |
| 2 | Bo Dickinson | 1960-61 |
| 2 | Curtis McClinton | 1962-69 |
| 2 | Jerrel Wilson | 1963-77 |
| 2 | Reg Carolan | 1964-68 |
| 2 | Trent Green | 2001-06 |
| 2 | Eddie Kennison | 2001-07 |

Most Two-Point Conversions, Season

| | | |
|---|--------------|------|
| 2 | Bo Dickinson | 1961 |
| 2 | Travis Kelce | 2015 |

Most Two-Point Conversion Passes, Career

| | | |
|---|-----------------|---------|
| 8 | Len Dawson | 1962-75 |
| 7 | Patrick Mahomes | 2017-22 |
| 4 | Trent Green | 2001-06 |

| | | |
|---|--------------|---------|
| 4 | Alex Smith | 2013-17 |
| 2 | Randy Duncan | 1961 |
| 2 | Elvis Grbac | 1997-00 |

RUSHING

RUSHING ATTEMPTS

Most Seasons Leading League in Rushing

| | | |
|---|-----------------|------|
| 1 | Abner Haynes | 1960 |
| 1 | Christian Okoye | 1989 |
| 1 | Priest Holmes | 2001 |
| 1 | Kareem Hunt | 2017 |

Most Rushing Attempts, Career

| | | |
|-------|-----------------|---------|
| 1,375 | Larry Johnson | 2003-09 |
| 1,332 | Jamaal Charles | 2008-16 |
| 1,321 | Priest Holmes | 2001-07 |
| 1,246 | Christian Okoye | 1987-92 |
| 1,157 | Ed Podolak | 1969-77 |

Most Rushing Attempts, Season

| | | |
|------|-----------------|------|
| *416 | Larry Johnson | 2006 |
| 370 | Christian Okoye | 1989 |
| 336 | Larry Johnson | 2005 |
| 327 | Priest Holmes | 2001 |
| 320 | Priest Holmes | 2003 |

*NFL RECORD

Most Rushing Attempts, Consecutive Seasons

| | | |
|-----|----------------------------|---------|
| 752 | Larry Johnson (336, 416) | 2005-06 |
| 640 | Priest Holmes (327, 313) | 2001-02 |
| 633 | Priest Holmes (313, 320) | 2002-03 |
| 615 | Christian Okoye (370, 245) | 1989-90 |
| 574 | Larry Johnson (416, 158) | 2006-07 |

Most Rushing Attempts, Rookie, Season

| | | |
|-----|-----------------------|------|
| 272 | Kareem Hunt | 2017 |
| 234 | Joe Delaney | 1981 |
| 181 | Clyde Edwards-Helaire | 2020 |
| 174 | Robert Holmes | 1968 |
| 170 | Isiah Pacheco | 2022 |

Most Rushing Attempts, Game

| | | |
|----|------------------------------|---------------|
| 39 | Larry Johnson vs. Seattle | Oct. 29, 2006 |
| 38 | Christian Okoye at Green Bay | Dec. 10, 1989 |
| 37 | Christian Okoye vs. Seattle | Nov. 5, 1989 |
| 36 | Larry Johnson at Houston | Nov. 20, 2005 |
| 35 | Barry Word vs. L.A. Raiders | Dec. 22, 1991 |

RUSHING YARDS

Most Rushing Yards, Career

| | | |
|-------|-----------------|---------|
| 7,260 | Jamaal Charles | 2008-16 |
| 6,070 | Priest Holmes | 2001-07 |
| 6,015 | Larry Johnson | 2003-09 |
| 4,897 | Christian Okoye | 1987-92 |
| 4,451 | Ed Podolak | 1969-77 |

Most Rushing Yards, Season (All 1,000+)

| | | |
|-------|-----------------|------|
| 1,789 | Larry Johnson | 2006 |
| 1,750 | Larry Johnson | 2005 |
| 1,615 | Priest Holmes | 2002 |
| 1,555 | Priest Holmes | 2001 |
| 1,509 | Jamaal Charles | 2012 |
| 1,480 | Christian Okoye | 1989 |
| 1,467 | Jamaal Charles | 2010 |
| 1,420 | Priest Holmes | 2003 |
| 1,327 | Kareem Hunt | 2017 |
| 1,287 | Jamaal Charles | 2013 |
| 1,121 | Joe Delaney | 1981 |
| 1,120 | Jamaal Charles | 2009 |
| 1,087 | Mike Garrett | 1967 |
| 1,053 | Tony Reed | 1978 |
| 1,049 | Abner Haynes | 1962 |
| 1,033 | Jamaal Charles | 2014 |
| 1,031 | Christian Okoye | 1991 |
| 1,015 | Barry Word | 1990 |

Most Rushing Yards, Consecutive Seasons

| | | |
|-------|-------------------------------|---------|
| 3,539 | Larry Johnson (1,750, 1,789) | 2005-06 |
| 3,170 | Priest Holmes (1,555, 1,615) | 2001-02 |
| 3,035 | Priest Holmes (1,615, 1,420) | 2002-03 |
| 2,796 | Jamaal Charles (1,509, 1,287) | 2012-13 |
| 2,348 | Larry Johnson (1,789, 559) | 2006-07 |

Most Rushing Yards, Rookie, Season

| | | |
|-------|--------------|------|
| 1,327 | Kareem Hunt | 2017 |
| 1,121 | Joe Delaney | 1981 |
| 875 | Abner Haynes | 1960 |

CHIEFS INDIVIDUAL RECORDS

| | | |
|--------------------------------------------------------------|-------------------------------------------------|------------------------------|
| 866 | Robert Holmes | 1968 |
| 830 | Isiah Pacheco | 2022 |
| Most Rushing Yards, Game (All 200+) | | |
| 259 | Jamaal Charles at Denver | Jan. 3, 2010 |
| 233 | Jamaal Charles at New Orleans | Sept. 23, 2012 |
| 226 | Jamaal Charles vs. Indianapolis | Dec. 23, 2012 |
| 211 | Larry Johnson at Houston | Nov. 20, 2005 |
| 201 | Larry Johnson vs. Cincinnati | Jan. 1, 2006 |
| 200 | Barry Word at Detroit | Oct. 14, 1990 |
| Most Rushing Yards, Rookie, Game (All 150+) | | |
| 193 | Joe Delaney vs. Houston | Nov. 15, 1981 |
| 172 | Kareem Hunt at Los Angeles Chargers | Sept. 24, 2017 |
| 161 | Mike Garrett at San Diego | Dec. 18, 1966 |
| 161 | Clyde Edwards-Helaire at Buffalo | Oct. 19, 2020 |
| 158 | Robert Holmes at Cincinnati | Nov. 10, 1968 |
| 157 | Abner Haynes at N.Y. Titans | Nov. 24, 1960 |
| 155 | Kareem Hunt vs. Los Angeles Chargers | Dec. 16, 2017 |
| 150 | Kolby Smith vs. Oakland | Nov. 25, 2007 |
| Most Rushing Yards, Consecutive Games (All 300+) | | |
| 361 | J. Charles (102, 259) | Dec. 27, 2009 - Jan. 3, 2010 |
| 343 | Larry Johnson (132, 211) | Nov. 13-20, 2005 |
| 332 | L. Johnson (131, 201) | Dec. 24, 2005 - Jan. 1, 2006 |
| 330 | Larry Johnson (211, 119) | Nov. 20-27, 2005 |
| 327 | Larry Johnson (155, 172) | Oct. 29 - Nov. 5, 2006 |
| 321 | Jamaal Charles (233, 88) | Sept. 23-30, 2012 |
| 319 | Larry Johnson (121, 198) | Sept. 21-28, 2008 |
| 311 | Larry Johnson (154, 157) | Nov. 19-23, 2006 |
| 310 | Priest Holmes (197, 113) | Nov. 24 - Dec. 1, 2002 |
| 310 | Larry Johnson (143, 167) | Dec. 11-17, 2005 |
| 301 | Priest Holmes (104, 197) | Nov. 17-24, 2002 |
| Most Rushing Yards vs. One Opponent, Season | | |
| 327 | Kareem Hunt vs. Los Angeles Chargers (172, 155) | 2017 |
| 315 | Jamaal Charles vs. Denver (56, 259) | 2009 |
| 289 | Larry Johnson vs. Oakland (154, 135) | 2006 |
| 283 | Larry Johnson vs. Denver (126, 157) | 2006 |
| 282 | Christian Okoye vs. Seattle (156, 126) | 1989 |
| Most Games, 100 or More Rushing Yards, Career | | |
| 30 | Larry Johnson | 2003-09 |
| 24 | Priest Holmes | 2001-07 |
| 23 | Jamaal Charles | 2008-16 |
| 14 | Christian Okoye | 1987-92 |
| 13 | Abner Haynes | 1960-65 |
| Most Games, 100 or More Rushing Yards, Season | | |
| 11 | Larry Johnson | 2006 |
| 10 | Larry Johnson | 2005 |
| 9 | Priest Holmes | 2002 |
| 8 | Christian Okoye | 1989 |
| 7 | Priest Holmes | 2001 |
| 7 | Jamaal Charles | 2012 |
| Most Games, 100 or More Rushing Yards, Rookie, Season | | |
| 6 | Kareem Hunt | 2017 |
| 5 | Joe Delaney | 1981 |
| 3 | Curtis McClinton | 1962 |
| 2 | Mike Garrett | 1966 |
| 2 | Robert Holmes | 1968 |
| 2 | Abner Haynes | 1960 |
| 2 | Woody Green | 1974 |
| 2 | Clyde Edwards-Helaire | 2020 |
| Most Consecutive Games, 100 or More Rushing Yards | | |
| 9 | Larry Johnson | Nov. 6, 2005 - Jan. 1, 2006 |
| 5 | Priest Holmes | Nov. 17 - Dec. 15, 2002 |
| 4 | Larry Johnson | Nov. 19 - Dec. 10, 2006 |
| 4 | Jamaal Charles | Dec. 13, 2009 - Jan. 3, 2010 |
| 3 | Joe Delaney | Oct. 4 - Oct. 18, 1981 |
| 3 | Christian Okoye | Sept. 24 - Oct. 8, 1989 |
| 3 | Christian Okoye | Oct. 22 - Nov. 5, 1989 |
| 3 | Larry Johnson | Dec. 5 - Dec. 19, 2004 |
| 3 | Larry Johnson | Oct. 22 - Nov. 5, 2006 |
| 3 | Jamaal Charles | Nov. 25 - Dec. 9, 2012 |
| 3 | Kareem Hunt | Sept. 24 - Oct. 8, 2017 |
| Longest Run From Scrimmage | | |
| 91(TD) | Jamaal Charles at New Orleans | Sept. 23, 2012 |
| 91(TD) | Damien Williams vs. Minnesota | Nov. 3, 2019 |
| 86(TD) | Jamaal Charles vs. Indianapolis | Dec. 23, 2012 |
| 84(TD) | Ted McKnight at Seattle | Sept. 30, 1979 |
| 84(TD) | Damien Williams vs. L.A. Chargers | Dec. 29, 2019 |
| 82(TD) | Joe Delaney vs. Denver | Oct. 18, 1981 |
| 82(TD) | Derrick Alexander vs. Pittsburgh | Dec. 12, 1999 |

| | | |
|-------------------------------------------------------|-----------------------------------|----------------|
| 80(TD) | Abner Haynes at N.Y. Jets | Nov. 29, 1964 |
| 80(TD) | Warren McVea vs. Cincinnati | Oct. 26, 1969 |
| 80 | Jamaal Charles at St. Louis | Dec. 19, 2010 |
| 80(TD) | Jamaal Charles at Cleveland | Dec. 9, 2012 |
| Most Rushing Yards, QB, Career | | |
| 1,672 | Alex Smith | 2013-17 |
| 1,547 | Patrick Mahomes | 2017-22 |
| 1,253 | Len Dawson | 1962-75 |
| 712 | Steve Fuller | 1979-82 |
| 692 | Trent Green | 2001-06 |
| Most Rushing Yards, QB, Season | | |
| 498 | Alex Smith | 2015 |
| 431 | Alex Smith | 2013 |
| 386 | Tyler Thigpen | 2008 |
| 381 | Patrick Mahomes | 2021 |
| 358 | Patrick Mahomes | 2022 |
| Most 10+ Yard Rushes, Career | | |
| 196 | Jamaal Charles | 2008-16 |
| 190 | Priest Holmes | 2001-07 |
| 137 | Larry Johnson | 2003-09 |
| 71 | Marcus Allen | 1993-97 |
| 63 | Kimble Anders | 1991-00 |
| Most 10+ Yard Rushes, Season | | |
| 53 | Priest Holmes | 2002 |
| 52 | Priest Holmes | 2001 |
| 49 | Larry Johnson | 2006 |
| 47 | Larry Johnson | 2005 |
| 45 | Jamaal Charles | 2010 |
| Most 10+ Yard Rushes, Game | | |
| 10 | Priest Holmes at Oakland | Dec. 9, 2001 |
| 9 | Priest Holmes at Seattle | Nov. 24, 2002 |
| 7 | Larry Johnson at N.Y. Giants | Dec. 17, 2005 |
| 7 | Jamaal Charles vs. Buffalo | Oct. 31, 2010 |
| Highest Rushing Average, Career (400 attempts) | | |
| 5.45 | Jamaal Charles (1,332-7,260) | 2008-16 |
| 4.80 | Abner Haynes (794-3,814) | 1960-64 |
| 4.60 | Priest Holmes (1,321-6,070) | 2001-07 |
| 4.57 | Kimble Anders (495-2,261) | 1991-00 |
| 4.44 | Ted McKnight (528-2,344) | 1977-81 |
| Highest Rushing Average, Season (100 attempts) | | |
| 6.38 | Jamaal Charles (230-1,467) | 2010 |
| 6.03 | Ted McKnight (104-627) | 1978 |
| 5.89 | Jamaal Charles (190-1,120) | 2009 |
| 5.61 | Abner Haynes (156-875) | 1960 |
| 5.49 | Mack Lee Hill (105-576) | 1964 |
| Highest Rushing Average, Game (10 attempts) | | |
| 14.27 | A. Haynes at N.Y. Titans (11-157) | Nov. 24, 1960 |
| 12.25 | T. McKnight at Seattle (12-147) | Sept. 30, 1979 |
| 11.58 | E. Podolak vs. Denver (12-139) | Dec. 6, 1970 |
| 11.45 | J. Charles at St. Louis (11-126) | Dec. 19, 2010 |
| 11.29 | A. Haynes vs. Oakland (14-158) | Nov. 26, 1961 |

RUSHING TOUCHDOWNS

| | | |
|-----------------------------------------------------|------------------------------|---------------|
| Most Rushing Touchdowns, Career | | |
| 76 | Priest Holmes | 2001-07 |
| 55 | Larry Johnson | 2003-09 |
| 44 | Marcus Allen | 1993-97 |
| 43 | Jamaal Charles | 2008-16 |
| 40 | Christian Okoye | 1987-92 |
| 39 | Abner Haynes | 1960-65 |
| Most Rushing Touchdowns, Season | | |
| 27 | Priest Holmes | 2003 |
| 21 | Priest Holmes | 2002 |
| 20 | Larry Johnson | 2005 |
| 17 | Larry Johnson | 2006 |
| 14 | Priest Holmes | 2004 |
| Most Rushing Touchdowns, Consecutive Seasons | | |
| 48 | Priest Holmes (21, 27) | 2002-03 |
| 41 | Priest Holmes (27, 14) | 2003-04 |
| 37 | Larry Johnson (20, 17) | 2005-06 |
| 29 | Priest Holmes (8, 21) | 2001-02 |
| 29 | Larry Johnson (9, 20) | 2004-05 |
| Most Rushing Touchdowns, Game | | |
| 4 | Abner Haynes vs. Oakland | Nov. 26, 1961 |
| 4 | Priest Holmes at Cleveland | Sept. 8, 2002 |
| 4 | Priest Holmes vs. Atlanta | Oct. 24, 2004 |
| 4 | Derrick Blaylock vs. Atlanta | Oct. 24, 2004 |
| 3 | Jack Spikes vs. Houston | Oct. 1, 1961 |
| 3 | Abner Haynes vs. Boston | Sept. 8, 1962 |
| 3 | Bert Coan at Denver | Oct. 23, 1966 |
| 3 | Ed Podolak at Detroit | Nov. 25, 1971 |
| 3 | Ed Podolak vs. Cleveland | Dec. 12, 1976 |

CHIEFS INDIVIDUAL RECORDS

| | | |
|---|---------------------------------|----------------|
| 3 | Billy Jackson at Oakland | Oct. 25, 1981 |
| 3 | Marcus Allen at Seattle | Dec. 5, 1993 |
| 3 | Donnell Bennett at Philadelphia | Sept. 27, 1998 |
| 3 | Bam Morris at San Diego | Nov. 22, 1998 |
| 3 | Priest Holmes vs. Denver | Oct. 20, 2002 |
| 3 | Priest Holmes vs. Pittsburgh | Sept. 14, 2003 |
| 3 | Priest Holmes vs. Buffalo | Oct. 26, 2003 |
| 3 | Priest Holmes vs. Detroit | Dec. 14, 2003 |
| 3 | Priest Holmes at Minnesota | Dec. 20, 2003 |
| 3 | Priest Holmes at Denver | Sept. 12, 2004 |
| 3 | Priest Holmes vs. Indianapolis | Oct. 31, 2004 |
| 3 | Larry Johnson at Dallas | Dec. 11, 2005 |
| 3 | Larry Johnson vs. Cincinnati | Jan. 1, 2006 |
| 3 | Larry Johnson vs. Seattle | Oct. 29, 2006 |
| 3 | Larry Johnson vs. Jacksonville | Dec. 31, 2006 |
| 3 | Jamaal Charles at Green Bay | Sept. 28, 2015 |

Most Rushing Touchdowns, Consecutive Games

| | | |
|---|------------------------|------------------------|
| 7 | Priest Holmes | Oct. 24-31, 2004 |
| 6 | Priest Holmes | Dec. 14-20, 2003 |
| 5 | Priest Holmes, 5 times | Last; Dec. 20-28, 2003 |
| 5 | Larry Johnson, 3 times | Last; Oct. 22-29, 2006 |

Most Consecutive Games With Rushing Touchdown

| | | |
|----|---------------|--------------------------------|
| 11 | Priest Holmes | Sept. 22 - Dec. 8, 2002 |
| 8 | Priest Holmes | Nov. 23, 2003 - Sept. 19, 2004 |
| 8 | Larry Johnson | Nov. 28, 2004 - Sept. 18, 2005 |
| 7 | Larry Johnson | Nov. 20, 2005 - Jan. 1, 2006 |
| 7 | Larry Johnson | Oct. 15 - Nov. 23, 2006 |

Most Rushing Touchdowns, Rookie, Season

| | | |
|----|---------------|------|
| 10 | Billy Jackson | 1981 |
| 9 | Abner Haynes | 1960 |
| 8 | Kareem Hunt | 2017 |
| 7 | Robert Holmes | 1968 |
| 6 | Mike Garrett | 1966 |

Most Rushing Touchdowns, QB, Career

| | | |
|----|-----------------|---------|
| 12 | Patrick Mahomes | 2017-22 |
| 10 | Alex Smith | 2013-17 |
| 9 | Len Dawson | 1962-75 |
| 7 | Mike Livingston | 1968-79 |
| 6 | Pete Beathard | 1964-73 |
| 6 | Rich Gannon | 1995-98 |

Most Rushing Touchdowns, QB, Season

| | | |
|---|-------------------------------------------|------|
| 5 | Steve Bono | 1995 |
| | Alex Smith | 2016 |
| 4 | Pete Beathard | 1965 |
| | Steve Fuller | 1980 |
| | Patrick Mahomes | 2022 |
| 3 | 5 Players Tied; Last, Tyler Thigpen, 2008 | |

PASSING

PASSER RATING

Most Seasons Leading League in Passing

| | | |
|---|------------|------------------------|
| 4 | Len Dawson | 1962, 1964, 1966, 1968 |
|---|------------|------------------------|

Highest Passer Rating Career (1,000 attempts)

| | | |
|-------|-----------------|---------|
| 105.7 | Patrick Mahomes | 2017-22 |
| 94.8 | Alex Smith | 2013-17 |
| 87.3 | Trent Green | 2001-06 |
| 83.2 | Len Dawson | 1962-75 |
| 81.8 | Steve DeBerg | 1988-91 |
| 80.6 | Elvis Grbac | 1997-00 |

Highest Passer Rating, Season (200 attempts)

| | | |
|-------|-----------------|------|
| 113.8 | Patrick Mahomes | 2018 |
| 108.2 | Patrick Mahomes | 2020 |
| 105.3 | Patrick Mahomes | 2019 |
| 105.2 | Patrick Mahomes | 2022 |
| 104.7 | Alex Smith | 2017 |
| 101.9 | Len Dawson | 1966 |

Highest Passer Rating, Rookie, Season

| | | |
|-------|-----------------|------|
| 112.3 | Todd Blackledge | 1983 |
| 76.4 | Patrick Mahomes | 2017 |
| 66.7 | Hunter Enis | 1960 |
| 55.8 | Steve Fuller | 1979 |

Highest Passer Rating, Game (20 attempts) (All 150.0+)

| | | |
|-------|-------------------------------|----------------|
| 158.3 | Trent Green vs. Detroit | Dec. 14, 2003 |
| 158.3 | Alex Smith at Oakland | Dec. 15, 2013 |
| 156.6 | Steve Bono at Seattle | Sept. 3, 1995 |
| 154.8 | Patrick Mahomes at Pittsburgh | Sept. 16, 2018 |

| | | |
|-------|---------------------------|----------------|
| 154.3 | Trent Green at Washington | Sept. 30, 2001 |
|-------|---------------------------|----------------|

Most 100.0+ Passer Rating Games, Career

| | | |
|----|-----------------|---------|
| 46 | Patrick Mahomes | 2017-22 |
| 30 | Len Dawson | 1962-75 |
| 29 | Alex Smith | 2013-17 |
| 27 | Trent Green | 2001-06 |
| 19 | Steve DeBerg | 1988-91 |
| 14 | Bill Kenney | 1980-88 |

Most 100.0+ Passer Rating Games, Season

| | | |
|----|-----------------|------|
| 13 | Patrick Mahomes | 2018 |
| 10 | Steve DeBerg | 1990 |
| 10 | Patrick Mahomes | 2022 |
| 9 | Alex Smith | 2017 |
| 9 | Patrick Mahomes | 2020 |
| 8 | Patrick Mahomes | 2021 |

PASSES ATTEMPTED

Most Passes Attempted, Career

| | | |
|-------|-----------------|---------|
| 3,696 | Len Dawson | 1962-75 |
| 2,993 | Patrick Mahomes | 2017-22 |
| 2,777 | Trent Green | 2001-06 |
| 2,436 | Alex Smith | 2013-17 |
| 2,430 | Bill Kenney | 1979-88 |
| 1,751 | Mike Livingston | 1968-79 |

Most Passes Attempted, Season (All 500+)

| | | |
|-----|-----------------|------|
| 658 | Patrick Mahomes | 2021 |
| 648 | Patrick Mahomes | 2022 |
| 603 | Bill Kenney | 1983 |
| 588 | Patrick Mahomes | 2020 |
| 580 | Patrick Mahomes | 2018 |
| 556 | Trent Green | 2004 |
| 547 | Elvis Grbac | 2000 |
| 523 | Trent Green | 2001 |
| 523 | Trent Green | 2003 |
| 520 | Steve Bono | 1995 |
| 508 | Alex Smith | 2013 |
| 507 | Trent Green | 2005 |
| 505 | Alex Smith | 2017 |

Most Passes Attempted, Consecutive Seasons

| | | |
|-------|----------------------------|---------|
| 1,306 | Patrick Mahomes (658, 648) | 2021-22 |
| 1,246 | Patrick Mahomes (588, 658) | 2020-21 |
| 1,079 | Trent Green (523, 556) | 2003-04 |
| 1,072 | Patrick Mahomes (484, 588) | 2019-20 |
| 1,064 | Patrick Mahomes (580, 484) | 2018-19 |
| 1,063 | Trent Green (556, 507) | 2004-05 |

Most Passes Attempted, Rookie, Season

| | | |
|-----|-----------------|------|
| 270 | Steve Fuller | 1979 |
| 54 | Hunter Enis | 1960 |
| 35 | Patrick Mahomes | 2017 |
| 34 | Todd Blackledge | 1983 |

Most Passes Attempted, Game (All 50+)

| | | |
|----|-------------------------------|----------------|
| 68 | Patrick Mahomes vs. Tennessee | Nov. 6, 2022 |
| 55 | Joe Montana at San Diego | Oct. 9, 1994 |
| 55 | Steve Bono at Miami | Dec. 12, 1994 |
| 54 | Joe Montana at Denver | Oct. 17, 1994 |
| 54 | Steve Bono at San Diego | Sept. 29, 1996 |
| 54 | Patrick Mahomes vs. Buffalo | Oct. 10, 2021 |
| 53 | Elvis Grbac at Oakland | Nov. 5, 2000 |
| 53 | Trent Green at San Diego | Jan. 2, 2005 |
| 53 | Matt Cassel at Denver | Nov. 14, 2010 |
| 53 | Patrick Mahomes vs. Baltimore | Dec. 9, 2018 |
| 52 | Bill Kenney at Denver | Oct. 30, 1983 |
| 50 | Bill Kenney vs. Buffalo | Nov. 30, 1986 |
| 50 | Steve DeBerg at Cleveland | Nov. 24, 1991 |
| 50 | Rich Gannon at Jacksonville | Nov. 9, 1997 |
| 50 | Alex Smith at Pittsburgh | Oct. 2, 2016 |
| 50 | Patrick Mahomes at Tennessee | Nov. 10, 2019 |
| 50 | Patrick Mahomes at Las Vegas | Nov. 14, 2021 |

PASSES COMPLETED

Most Passes Completed, Career

| | | |
|-------|-----------------|---------|
| 2,115 | Len Dawson | 1962-75 |
| 1,985 | Patrick Mahomes | 2017-22 |
| 1,720 | Trent Green | 2001-06 |
| 1,587 | Alex Smith | 2013-17 |
| 1,330 | Bill Kenney | 1979-88 |

Most Passes Completed, Season (All 300+)

| | | |
|-----|----------------------------|------|
| 436 | Patrick Mahomes (658 att.) | 2021 |
| 435 | Patrick Mahomes (648 att.) | 2022 |
| 390 | Patrick Mahomes (588 att.) | 2020 |
| 383 | Patrick Mahomes (580 att.) | 2018 |

CHIEFS INDIVIDUAL RECORDS

| | | |
|-----|----------------------------|------|
| 369 | Trent Green (556 att.) | 2004 |
| 346 | Bill Kenney (603 att.) | 1983 |
| 341 | Alex Smith (505 att.) | 2017 |
| 330 | Trent Green (523 att.) | 2003 |
| 328 | Alex Smith (461 att.) | 2016 |
| 326 | Elvis Grbac (547 att.) | 2000 |
| 319 | Patrick Mahomes (484 att.) | 2019 |
| 317 | Trent Green (507 att.) | 2005 |
| 308 | Alex Smith (508 att.) | 2013 |
| 307 | Alex Smith (470 att.) | 2015 |
| 303 | Alex Smith (464 att.) | 2014 |

Most Passes Completed, Consecutive Seasons (All 600+)

| | | |
|-----|----------------------------|---------|
| 871 | Patrick Mahomes (436, 435) | 2021-22 |
| 826 | Patrick Mahomes (390, 436) | 2020-21 |
| 709 | Patrick Mahomes (319, 390) | 2019-20 |
| 702 | Patrick Mahomes (383, 319) | 2018-19 |
| 699 | Trent Green (330, 369) | 2003-04 |
| 686 | Trent Green (369, 317) | 2004-05 |
| 686 | Patrick Mahomes (383, 303) | 2018-19 |
| 669 | Alex Smith (328, 341) | 2016-17 |
| 635 | Alex Smith (307, 328) | 2015-16 |
| 620 | Elvis Grbac (294, 326) | 1999-00 |
| 617 | Trent Green (287, 330) | 2002-03 |
| 611 | Alex Smith (308, 303) | 2013-14 |
| 610 | Alex Smith (303, 307) | 2014-15 |

Most Passes Completed, Rookie, Season

| | | |
|-----|-----------------|------|
| 146 | Steve Fuller | 1979 |
| 30 | Hunter Enis | 1960 |
| 22 | Patrick Mahomes | 2017 |
| 20 | Todd Blackledge | 1983 |

Most Passes Completed, Game (All 30+)

| | | |
|----|-----------------------------------------|----------------|
| 43 | Patrick Mahomes vs. Tennessee | Nov. 6, 2022 |
| 39 | Elvis Grbac at Oakland | Nov. 5, 2000 |
| 37 | Joe Montana at San Diego | Oct. 9, 1994 |
| 37 | Patrick Mahomes at Tampa Bay | Nov. 29, 2020 |
| 36 | Patrick Mahomes at Tennessee | Nov. 10, 2019 |
| 36 | Patrick Mahomes at Houston | Dec. 18, 2022 |
| 35 | Patrick Mahomes at Baltimore | Dec. 9, 2018 |
| 35 | Patrick Mahomes at Las Vegas | Nov. 14, 2021 |
| 34 | Joe Montana at Denver | Oct. 17, 1994 |
| 34 | Trent Green at Denver | Dec. 7, 2003 |
| 34 | Alex Smith vs. San Diego | Sept. 11, 2016 |
| 34 | Patrick Mahomes at Las Vegas | Nov. 22, 2020 |
| 33 | Steve Bono at Miami | Dec. 12, 1994 |
| 33 | Trent Green at San Diego | Jan. 2, 2005 |
| 33 | Matt Cassel at Denver | Nov. 14, 2010 |
| 33 | Patrick Mahomes at L.A. Rams | Nov. 19, 2018 |
| 33 | Patrick Mahomes vs. Buffalo | Oct. 10, 2021 |
| 32 | Trent Green at Tampa Bay | Nov. 7, 2004 |
| 32 | Trent Green vs. Oakland | Dec. 25, 2004 |
| 32 | Patrick Mahomes at Washington | Oct. 17, 2021 |
| 31 | Bill Kenney at San Diego | Dec. 11, 1983 |
| 31 | Elvis Grbac vs. Carolina | Dec. 10, 2000 |
| 31 | Trent Green at San Diego | Oct. 30, 2005 |
| 31 | Alex Smith at Pittsburgh | Dec. 21, 2014 |
| 31 | Alex Smith at Cincinnati | Oct. 4, 2015 |
| 31 | Patrick Mahomes at Baltimore | Sept. 28, 2020 |
| 31 | Patrick Mahomes vs. N.Y. Jets | Nov. 1, 2020 |
| 31 | Patrick Mahomes at Los Angeles Chargers | Dec. 16, 2021 |
| 30 | Steve DeBerg vs. Cleveland | Nov. 24, 1991 |
| 30 | Elvis Grbac vs. Seattle | Nov. 21, 1999 |
| 30 | Alex Smith at Pittsburgh | Oct. 2, 2016 |
| 30 | Patrick Mahomes at Oakland | Sept. 15, 2019 |
| 30 | Patrick Mahomes vs. Carolina | Nov. 8, 2020 |
| 30 | Patrick Mahomes at Arizona | Sept. 11, 2022 |

Most Consecutive Passes Completed

| | | |
|----|------------------------------------------|---------------------------|
| 21 | Patrick Mahomes at HOU (20), vs. SEA (1) | Dec. 18 - Dec. 24, 2022 |
| 15 | Len Dawson at Houston | Sept. 9, 1967 |
| 15 | Bill Kenney vs. SD (13), at WAS (2) | Sept. 12 - Sept. 18, 1983 |
| 15 | Alex Smith at Oakland | Oct. 16, 2016 |
| 15 | Alex Smith at Atlanta | Dec. 4, 2016 |
| 14 | Trent Green vs. Indianapolis | Oct. 31, 2004 |

Most Seasons Leading League

| | | |
|----|------------|-------------------|
| *8 | Len Dawson | 1962, '64-69, '75 |
|----|------------|-------------------|

*NFL RECORD

Most Consecutive Seasons Leading League

| | | |
|----|------------|---------|
| *6 | Len Dawson | 1964-69 |
|----|------------|---------|

*NFL RECORD

Highest Completion Percentage, Career (1,000 attempts)

| | | |
|-------|-------------------------------|---------|
| 66.32 | Patrick Mahomes (2,993-1,985) | 2017-22 |
| 65.15 | Alex Smith (2,436-1,587) | 2013-17 |

| | | |
|-------|---------------------------|---------|
| 61.94 | Trent Green (2,777-1,720) | 2001-06 |
| 57.97 | Steve DeBerg (1,616-934) | 1988-91 |
| 57.94 | Elvis Grbac (1,548-897) | 1997-00 |

Highest Completion Percentage, Season (100 attempts)

| | | |
|-------|---------------------------|------|
| 67.52 | Alex Smith (505-341) | 2017 |
| 67.13 | Patrick Mahomes (648-435) | 2022 |
| 67.08 | Alex Smith (489-328) | 2016 |
| 66.43 | Len Dawson (140-93) | 1975 |
| 66.37 | Trent Green (556-369) | 2004 |
| 66.33 | Patrick Mahomes (588-390) | 2020 |

Highest Completion Percentage, Rookie, Season

| | | |
|-------|-------------------------|------|
| 62.86 | Patrick Mahomes (35-22) | 2017 |
| 58.82 | Todd Blackledge (34-20) | 1983 |
| 55.56 | Hunter Enis (54-30) | 1960 |
| 54.07 | Steve Fuller (270-146) | 1979 |

Highest Completion Percentage, Game (20 attempts)

| | | |
|-------|------------------------------------|---------------|
| 87.80 | Patrick Mahomes at Houston (41-36) | Dec. 18, 2022 |
| 86.36 | Alex Smith at Oakland (22-19) | Oct. 16, 2016 |
| 86.21 | Alex Smith vs. St. Louis (29-25) | Oct. 26, 2014 |
| 85.00 | Alex Smith at Oakland (20-17) | Dec. 15, 2013 |
| 84.00 | Alex Smith at Baltimore (25-21) | Dec. 20, 2015 |
| 84.00 | Alex Smith at Atlanta (25-21) | Dec. 4, 2016 |

PASSING YARDS

Most Passing Yards, Career (All 10,000+)

| | | |
|--------|-----------------|---------|
| 28,507 | Len Dawson | 1962-75 |
| 24,241 | Patrick Mahomes | 2017-22 |
| 21,459 | Trent Green | 2001-06 |
| 17,608 | Alex Smith | 2013-17 |
| 17,277 | Bill Kenney | 1979-88 |
| 11,873 | Steve DeBerg | 1988-91 |
| 11,295 | Mike Livingston | 1968-79 |
| 10,642 | Elvis Grbac | 1997-00 |

Most Passing Yards, Season (All 4,000+)

| | | |
|-------|-----------------|------|
| 5,250 | Patrick Mahomes | 2022 |
| 5,097 | Patrick Mahomes | 2018 |
| 4,839 | Patrick Mahomes | 2021 |
| 4,740 | Patrick Mahomes | 2020 |
| 4,591 | Trent Green | 2004 |
| 4,348 | Bill Kenney | 1983 |
| 4,169 | Elvis Grbac | 2000 |
| 4,042 | Alex Smith | 2017 |
| 4,039 | Trent Green | 2003 |
| 4,031 | Patrick Mahomes | 2019 |
| 4,014 | Trent Green | 2005 |

Most Passing Yards, Consecutive Seasons

| | | |
|--------|--------------------------------|---------|
| 10,089 | Patrick Mahomes (4,839, 5,250) | 2021-22 |
| 9,579 | Patrick Mahomes (4,740, 4,839) | 2020-21 |
| 9,128 | Patrick Mahomes (5,097, 4,031) | 2018-19 |
| 8,771 | Patrick Mahomes (4,031, 4,740) | 2019-20 |
| 8,630 | Trent Green (4,039, 4,591) | 2003-04 |
| 8,605 | Trent Green (4,591, 4,014) | 2004-05 |

Most Passing Yards, Rookie, Season

| | | |
|-------|-----------------|------|
| 1,484 | Steve Fuller | 1979 |
| 357 | Hunter Enis | 1960 |
| 284 | Patrick Mahomes | 2017 |
| 259 | Todd Blackledge | 1983 |

Most Passing Yards, Game (All 400+)

| | | |
|-----|-----------------------------------------|----------------|
| 504 | Elvis Grbac at Oakland | Nov. 5, 2000 |
| 478 | Patrick Mahomes at L.A. Rams | Nov. 19, 2018 |
| 469 | Matt Cassel at Denver | Nov. 14, 2010 |
| 462 | Patrick Mahomes at Tampa Bay | Nov. 29, 2020 |
| 446 | Patrick Mahomes at Tennessee | Nov. 10, 2019 |
| 446 | Patrick Mahomes vs. Tennessee | Nov. 6, 2022 |
| 443 | Patrick Mahomes at Oakland | Sept. 15, 2019 |
| 435 | Len Dawson vs. Denver | Nov. 1, 1964 |
| 423 | Patrick Mahomes at San Francisco | Oct. 23, 2022 |
| 416 | Patrick Mahomes vs. N.Y. Jets | Nov. 1, 2020 |
| 411 | Bill Kenney at San Diego | Dec. 11, 1983 |
| 410 | Patrick Mahomes at Los Angeles Chargers | Dec. 16, 2021 |
| 406 | Patrick Mahomes at Las Vegas | Nov. 14, 2021 |
| 400 | Trent Green at Green Bay | Oct. 12, 2003 |

Most Games, 300 Yards Passing, Career

| | | |
|----|-----------------|---------|
| 41 | Patrick Mahomes | 2017-22 |
| 24 | Trent Green | 2001-06 |
| 15 | Bill Kenney | 1979-88 |
| 9 | Len Dawson | 1962-75 |
| 8 | Alex Smith | 2013-17 |
| 7 | Elvis Grbac | 1997-00 |
| 5 | Steve DeBerg | 1988-91 |

Most Games, 300 Yards Passing, Season

CHIEFS INDIVIDUAL RECORDS

| | | |
|----|-----------------|------|
| 10 | Patrick Mahomes | 2018 |
| 10 | Patrick Mahomes | 2022 |
| 9 | Patrick Mahomes | 2020 |
| 8 | Trent Green | 2004 |
| 7 | Bill Kenney | 1983 |
| 7 | Patrick Mahomes | 2019 |
| 5 | Elvis Grbac | 2000 |
| 5 | Trent Green | 2003 |
| 5 | Alex Smith | 2017 |
| 5 | Patrick Mahomes | 2021 |

Most Consecutive Games, 300 Yards Passing, Season

| | | |
|---|-----------------|------|
| 8 | Patrick Mahomes | 2018 |
| 6 | Patrick Mahomes | 2020 |
| 6 | Patrick Mahomes | 2022 |
| 5 | Patrick Mahomes | 2019 |
| 4 | Bill Kenney | 1983 |
| 4 | Trent Green | 2004 |
| 3 | Elvis Grbac | 2000 |

Long Pass Completion (All TDs)

| | | |
|-----|------------------------------------------------------------------------------------------------|---------------|
| *99 | Trent Green vs. San Diego (to Marc Boerigter) | Dec. 22, 2002 |
| 93 | Mike Livingston vs. Miami (to Otis Taylor for 79 yards, lateral to Robert Holmes for 14 yards) | Oct. 19, 1969 |
| 92 | Len Dawson at Denver (to Tommy Brooker) | Nov. 18, 1962 |
| 92 | Len Dawson at Oakland (to Gloster Richardson) | Nov. 3, 1968 |
| 90 | Len Dawson vs. Houston (to Frank Pitts) | Nov. 17, 1968 |
| 90 | Steve DeBerg vs. San Diego (to J.J. Birden) | Nov. 18, 1990 |

*NFL RECORD

Most 20+ Yard Passes, Career

| | | |
|-----|-----------------|---------|
| 326 | Patrick Mahomes | 2017-22 |
| 274 | Trent Green | 2001-06 |
| 215 | Alex Smith | 2013-17 |
| 133 | Elvis Grbac | 1997-00 |
| 122 | Matt Cassel | 2009-12 |

Most 20+ Yard Passes, Season

| | | |
|----|-----------------|------|
| 75 | Patrick Mahomes | 2018 |
| 73 | Patrick Mahomes | 2022 |
| 67 | Patrick Mahomes | 2020 |
| 59 | Trent Green | 2004 |
| 58 | Patrick Mahomes | 2021 |
| 55 | Elvis Grbac | 2000 |
| 54 | Trent Green | 2003 |

Most 20+ Yard Passes, Game

| | | |
|---|-----------------------------------------|----------------|
| 9 | Matt Cassel at Denver | Nov. 14, 2010 |
| 9 | Patrick Mahomes at L.A. Rams | Nov. 19, 2018 |
| 8 | Patrick Mahomes at Oakland | Sept. 15, 2019 |
| 8 | Patrick Mahomes at Miami | Dec. 13, 2020 |
| 7 | Dave Krieg at L.A. Raiders | Dec. 6, 1992 |
| 7 | Rich Gannon at San Diego | Nov. 22, 1998 |
| 7 | Elvis Grbac at Oakland | Nov. 5, 2000 |
| 7 | Trent Green at Arizona | Oct. 21, 2001 |
| 7 | Trent Green vs. Indianapolis | Oct. 31, 2004 |
| 7 | Alex Smith at New York Jets | Dec. 3, 2017 |
| 7 | Patrick Mahomes at Cleveland | Nov. 4, 2018 |
| 7 | Patrick Mahomes vs. Las Vegas | Oct. 11, 2020 |
| 7 | Patrick Mahomes vs. Carolina | Nov. 8, 2020 |
| 7 | Patrick Mahomes at Tampa Bay | Nov. 29, 2020 |
| 7 | Patrick Mahomes at Los Angeles Chargers | Dec. 16, 2021 |
| 7 | Patrick Mahomes at San Francisco | Oct. 23, 2022 |
| 6 | 22 times; Last P. Mahomes at Denver | Dec. 11, 2022 |

Most Seasons Leading League

| | | |
|---|------------|----------------|
| 3 | Len Dawson | 1962, '66, '69 |
|---|------------|----------------|

Highest Passing Average, Career (1,000 attempts)

| | | |
|------|--------------------------------|---------|
| 8.10 | Patrick Mahomes (2,993-24,241) | 2017-22 |
| 7.73 | Trent Green (2,777-21,459) | 2001-06 |
| 7.71 | Len Dawson (3,696-28,507) | 1962-75 |
| 7.35 | Steve DeBerg (1,616-11,873) | 1988-91 |
| 7.23 | Alex Smith (2,436-17,608) | 2013-17 |

Highest Passing Average, Season (Qualifiers: 224 attempts/16 G; 238 attempts/17 G)

| | | |
|------|-----------------------------|------|
| 9.42 | Len Dawson (224-2,109) | 1968 |
| 8.90 | Len Dawson (310-2,759) | 1962 |
| 8.90 | Len Dawson (284-2,527) | 1966 |
| 8.79 | Patrick Mahomes (580-5,097) | 2018 |

Highest Passing Average, Game (20 attempts)

| | | |
|-------|-----------------------------------|---------------|
| 15.76 | S. DeBerg at New England (21-331) | Dec. 2, 1990 |
| 14.35 | A. Smith at Oakland (20-287) | Dec. 15, 2013 |
| 13.90 | T. Green vs. Denver (21-292) | Dec. 16, 2001 |
| 12.82 | L. Dawson vs. Denver (22-282) | Dec. 19, 1965 |

Most Seasons Leading League

| | | |
|----|------------|---------------------|
| *4 | Len Dawson | 1962, '63, '65, '66 |
|----|------------|---------------------|

*NFL RECORD

TOUCHDOWN PASSES

Most Touchdown Passes, Career

| | | |
|-----|-----------------|---------|
| 237 | Len Dawson | 1962-75 |
| 192 | Patrick Mahomes | 2017-22 |
| 118 | Trent Green | 2001-06 |
| 105 | Bill Kenney | 1979-88 |
| 102 | Alex Smith | 2013-17 |

Most Touchdown Passes, Season

| | | |
|----|-----------------|------|
| 50 | Patrick Mahomes | 2018 |
| 41 | Patrick Mahomes | 2022 |
| 38 | Patrick Mahomes | 2020 |
| 37 | Patrick Mahomes | 2021 |
| 30 | Len Dawson | 1964 |

Most Touchdown Passes, Consecutive Seasons

| | | |
|----|--------------------------|---------|
| 78 | Patrick Mahomes (37, 41) | 2021-22 |
| 76 | Patrick Mahomes (50, 26) | 2018-19 |
| 75 | Patrick Mahomes (38, 37) | 2020-21 |
| 64 | Patrick Mahomes (26, 38) | 2019-20 |
| 56 | Len Dawson (26, 30) | 1963-64 |
| 55 | Len Dawson (29, 26) | 1962-63 |

Most Touchdown Passes, Rookie, Season

| | | |
|---|-----------------|------|
| 6 | Steve Fuller | 1979 |
| 3 | Todd Blackledge | 1983 |
| 1 | Hunter Enis | 1960 |

Most Touchdown Passes, Game

| | | |
|---|-------------------------------------------|---------------------------|
| 6 | Len Dawson vs. Denver | Nov. 1, 1964 |
| 6 | Patrick Mahomes Last; at L.A. Rams | 2 times Nov. 19, 2018 |
| 5 | Len Dawson Last; vs. Miami | 2 times Oct. 8, 1967 |
| 5 | Elvis Grbac vs. San Diego | Sept. 17, 2000 |
| 5 | Trent Green vs. Miami | Sept. 29, 2002 |
| 5 | Alex Smith at Oakland | Dec. 15, 2013 |
| 5 | Patrick Mahomes Last; at Arizona | 4 times Sept. 11, 2022 |
| 4 | Len Dawson Last; at Baltimore | 6 times Sept. 28, 1970 |
| 4 | Bill Kenney Last; at Chicago | 4 times Nov. 1, 1987 |
| 4 | Trent Green at Cleveland | Dec. 3, 2006 |
| 4 | Matt Cassel Last; at Indianapolis | 2 times Oct. 9, 2011 |
| 4 | Alex Smith Last; at New York Jets | 2 times Dec. 3, 2017 |
| 4 | Patrick Mahomes Last; vs. Jacksonville | 10 times Nov. 13, 2022 |

Most Consecutive Games, Touchdown Passes

| | | |
|----|-----------------|--------------------------------|
| 31 | Patrick Mahomes | Oct. 6, 2019 - Oct. 17, 2021 |
| 22 | Patrick Mahomes | Dec. 12, 2021 - Jan. 7, 2023 |
| 15 | Elvis Grbac | Nov. 28, 1999 - Nov. 12, 2000 |
| 14 | Len Dawson | Oct. 3, 1965 - Oct. 8, 1966 |
| 14 | Patrick Mahomes | Oct. 14, 2018 - Sept. 22, 2019 |
| 12 | Len Dawson | Sept. 8, 1962 - Dec. 2, 1962 |
| 12 | Trent Green | Nov. 28, 2001 - Oct. 20, 2002 |

INTERCEPTIONS

Most Consecutive Passes, None Intercepted

| | | |
|-----|-----------------|---------|
| 312 | Alex Smith | 2015 |
| 297 | Alex Smith | 2016-17 |
| 233 | Steve DeBerg | 1990 |
| 233 | Patrick Mahomes | 2021-22 |
| 219 | Patrick Mahomes | 2018-19 |
| 202 | Rich Gannon | 1997-98 |

Most Passes Had Intercepted, Career

| | | |
|-----|-----------------|---------|
| 178 | Len Dawson | 1962-75 |
| 86 | Bill Kenney | 1979-88 |
| 85 | Trent Green | 2001-06 |
| 83 | Mike Livingston | 1968-79 |
| 50 | Steve DeBerg | 1988-91 |

Most Attempts, No Interceptions, Game (All 40+)

| | | |
|----|------------------------------|---------------|
| 53 | Matt Cassel at Denver | Nov. 14, 2010 |
| 50 | Patrick Mahomes at Las Vegas | Nov. 14, 2021 |
| 49 | Patrick Mahomes at Tampa Bay | Nov. 29, 2020 |
| 47 | Trent Green at Denver | Dec. 7, 2003 |

CHIEFS INDIVIDUAL RECORDS

| | | |
|----|----------------------------------|----------------|
| 47 | Patrick Mahomes at L.A. Chargers | Sept. 20, 2020 |
| 47 | Patrick Mahomes at New Orleans | Dec. 20, 2020 |
| 45 | Patrick Mahomes at Denver | Oct. 1, 2018 |
| 45 | Alex Smith at Cincinnati | Oct. 4, 2015 |
| 45 | Bill Kenney at L.A. Raiders | Oct. 9, 1983 |
| 45 | Steve DeBerg at Denver | Sept. 17, 1990 |
| 45 | Trent Green at Green Bay | Oct. 12, 2003 |
| 45 | Alex Smith at Denver | Nov. 17, 2013 |
| 45 | Alex Smith at Pittsburgh | Dec. 21, 2014 |
| 45 | Patrick Mahomes vs. Carolina | Nov. 8, 2020 |
| 44 | Alex Smith at Denver | Nov. 27, 2016 |
| 44 | Patrick Mahomes at Oakland | Sept. 15, 2019 |
| 44 | Patrick Mahomes at Denver | Jan. 8, 2022 |
| 43 | Bill Kenney at Houston | Oct. 23, 1983 |
| 43 | Rich Gannon at Denver | Dec. 6, 1998 |
| 43 | Trent Green at Denver | Dec. 15, 2002 |
| 43 | Trent Green at San Diego | Oct. 30, 2005 |
| 43 | Matt Cassel vs. Buffalo | Dec. 13, 2009 |
| 43 | Patrick Mahomes vs. Las Vegas | Oct. 10, 2022 |
| 42 | Trent Green vs. Cleveland | Nov. 9, 2003 |
| 42 | Trent Green at Cincinnati | Nov. 16, 2003 |
| 42 | Alex Smith at Denver | Sept. 14, 2014 |
| 42 | Patrick Mahomes at Detroit | Sept. 29, 2019 |
| 42 | Patrick Mahomes at Baltimore | Sept. 28, 2020 |
| 42 | Patrick Mahomes vs. N.Y. Jets | Nov. 1, 2020 |
| 41 | Todd Blackledge vs. Houston | Nov. 11, 1984 |
| 41 | Steve Bono vs. San Diego | Oct. 9, 1995 |
| 41 | Rich Gannon vs. Dallas | Dec. 13, 1998 |
| 41 | Tyler Thigpen at San Diego | Nov. 9, 2008 |
| 41 | Patrick Mahomes at Houston | Dec. 18, 2022 |
| 40 | Steve Bono vs. New England | Oct. 15, 1995 |
| 40 | Elvis Grbac vs. San Diego | Oct. 16, 1997 |
| 40 | Elvis Grbac vs. Oakland | Oct. 15, 2000 |
| 40 | Patrick Mahomes at Seattle | Dec. 23, 2018 |
| 40 | Patrick Mahomes vs. Denver | Dec. 6, 2020 |

Most Passes Had Intercepted, Season

| | | |
|----|-----------------|-----------|
| 24 | Trent Green | 2001 |
| 23 | Cotton Davidson | 1961 |
| 19 | Len Dawson | 1963 |
| 19 | Bill Kenney | 1983 |
| 17 | Len Dawson | 1962, '67 |
| 17 | Trent Green | 2004 |

Most Passes Had Intercepted, Rookie, Season

| | | |
|----|-----------------|------|
| 14 | Steve Fuller | 1979 |
| 2 | Hunter Enis | 1960 |
| 2 | Brodie Croyle | 2006 |
| 1 | Tyler Thigpen | 2007 |
| 1 | Patrick Mahomes | 2017 |
| 0 | Todd Blackledge | 1983 |

Most Interceptions, Game

| | | |
|---|--------------------------------|----------------|
| 6 | Todd Blackledge vs. L.A. Rams | Oct. 20, 1985 |
| 5 | Cotton Davidson at Houston | Oct. 16, 1960 |
| 5 | Len Dawson vs. Oakland | Nov. 23, 1969 |
| 5 | Mike Livingston vs. Pittsburgh | Oct. 13, 1974 |
| 5 | Bill Kenney vs. San Diego | Sept. 20, 1981 |
| 5 | Steve DeBerg at San Diego | Sept. 24, 1989 |

Lowest Percentage, Passes Had Intercepted, Career (1,000 att)

| | | |
|------|----------------------------|---------|
| 1.35 | Alex Smith (2,436-33) | 2013-17 |
| 1.64 | Patrick Mahomes (2,993-49) | 2017-22 |
| 2.96 | Matt Cassel (1,489-44) | 2009-12 |
| 3.04 | Elvis Grbac (1,548-47) | 1997-00 |
| 3.09 | Steve DeBerg (1,616-50) | 1988-91 |
| 3.54 | Bill Kenney (2,430-85) | 1979-88 |

Lowest Percentage, Passes Had Intercepted, Season (300 att)

| | | |
|------|-------------------------|------|
| 0.90 | Steve DeBerg (444-4) | 1990 |
| 0.99 | Alex Smith (505-5) | 2017 |
| 1.02 | Patrick Mahomes (588-6) | 2020 |
| 1.03 | Patrick Mahomes (484-5) | 2019 |
| 1.29 | Alex Smith (464-6) | 2014 |
| 1.38 | Alex Smith (508-7) | 2013 |

SACKS

Times Sacked (All 100+)

| | | |
|-------|-----------------|---------|
| 195.0 | Bill Kenney | 1979-88 |
| 192.0 | Alex Smith | 2013-17 |
| 173.0 | Trent Green | 2001-06 |
| 133.0 | Mike Livingston | 1968-79 |
| 121.0 | Patrick Mahomes | 2017-22 |
| 120.0 | Steve Fuller | 1979-82 |

| | | |
|-------|-------------|---------|
| 109.0 | Matt Cassel | 2009-12 |
|-------|-------------|---------|

Times Sacked, Season

| | | |
|------|--------------|------|
| 49.0 | Steve Fuller | 1980 |
| 48.0 | Dave Krieg | 1992 |
| 45.0 | Alex Smith | 2014 |
| 45.0 | Alex Smith | 2015 |
| 42.0 | Matt Cassel | 2009 |
| 41.0 | Bill Kenney | 1983 |
| 39.0 | Trent Green | 2001 |
| 39.0 | Alex Smith | 2013 |

Times Sacked, Game

| | | |
|------|----------------------------|--------------|
| 10.0 | Steve Fuller vs. Baltimore | Nov. 2, 1980 |
| 8.0 | Steve Fuller at Pittsburgh | Dec. 5, 1982 |

PASS RECEIVING

RECEPTIONS

Most Seasons Leading League

| | | |
|---|---------------------------|------|
| 1 | MacArthur Lane (66 recs.) | 1976 |
| 1 | Tony Gonzalez (102 recs.) | 2004 |

Most Pass Receptions, Career (All 400+)

| | | |
|-----|----------------|---------|
| 916 | Tony Gonzalez | 1997-08 |
| 814 | Travis Kelce | 2013-22 |
| 532 | Dwayne Bowe | 2007-14 |
| 479 | Tyreek Hill | 2016-21 |
| 416 | Henry Marshall | 1976-87 |
| 410 | Otis Taylor | 1965-75 |

Most Seasons, 50 or More Pass Receptions

| | | |
|----|-------------------|-------------------|
| 11 | Tony Gonzalez | 1998-08 |
| 9 | Travis Kelce | 2014-22 |
| 6 | Dwayne Bowe | 2007-08, 2010-13 |
| 6 | Tyreek Hill | 2016-21 |
| 5 | Kimble Anders | 1994-98 |
| 5 | Eddie Kennison | 2002-06 |
| 4 | Chris Burford | 1961, '63-64, '66 |
| 4 | Otis Taylor | 1966-67, '71-72 |
| 3 | Carlos Carson | 1983-84, '87 |
| 3 | Stephone Paige | 1986, '88, '90 |
| 3 | Derrick Alexander | 1998-00 |
| 3 | Priest Holmes | 2001-03 |

Most Pass Receptions, Season (All 80+)

| | | |
|-----|---------------|------|
| 111 | Tyreek Hill | 2021 |
| 110 | Travis Kelce | 2022 |
| 105 | Travis Kelce | 2020 |
| 103 | Travis Kelce | 2018 |
| 102 | Tony Gonzalez | 2004 |
| 99 | Tony Gonzalez | 2007 |
| 97 | Travis Kelce | 2019 |
| 96 | Tony Gonzalez | 2008 |
| 93 | Tony Gonzalez | 2000 |
| 92 | Travis Kelce | 2021 |
| 87 | Jeremy Maclin | 2015 |
| 87 | Tyreek Hill | 2018 |
| 87 | Tyreek Hill | 2020 |
| 86 | Dwayne Bowe | 2008 |
| 85 | Travis Kelce | 2016 |
| 83 | Travis Kelce | 2017 |
| 81 | Dwayne Bowe | 2011 |
| 80 | Carlos Carson | 1983 |

Most Pass Receptions, Consecutive Seasons

| | | |
|-----|------------------------|---------|
| 202 | Travis Kelce (97, 105) | 2019-20 |
| 202 | Travis Kelce (92, 110) | 2021-22 |
| 200 | Travis Kelce (103, 97) | 2018-19 |
| 198 | Tyreek Hill (87, 111) | 2020-21 |
| 197 | Travis Kelce (105, 92) | 2020-21 |

Most Pass Receptions, Game (All 10+)

| | | |
|----|-------------------------------------|----------------|
| 14 | Tony Gonzalez at San Diego | Jan. 2, 2005 |
| 13 | Dwayne Bowe at Denver | Nov. 14, 2010 |
| 13 | Dwayne Bowe at Seattle | Nov. 28, 2010 |
| 13 | Tyreek Hill at Tampa Bay | Nov. 29, 2020 |
| 12 | Ed Podolak vs. Denver | Oct. 7, 1973 |
| 12 | Travis Kelce at Oakland | Dec. 2, 2018 |
| 12 | Tyreek Hill vs. New York Giants | Nov. 1, 2021 |
| 12 | Tyreek Hill at Los Angeles Chargers | Dec. 16, 2021 |
| 11 | Chris Burford at Buffalo | Sept. 22, 1963 |
| 11 | Emile Harry at Cleveland | Nov. 24, 1991 |
| 11 | Kimble Anders vs. N.Y. Giants | Sept. 10, 1995 |
| 11 | Tony Gonzalez at New England | Dec. 4, 2000 |
| 11 | Dante Hall at Denver | Dec. 7, 2003 |
| 11 | Tony Gonzalez vs. Oakland | Dec. 25, 2004 |

CHIEFS INDIVIDUAL RECORDS

| | | |
|----|--------------------------------------|----------------|
| 11 | Jeremy Maclin at Cincinnati | Oct. 4, 2015 |
| 11 | Travis Kelce vs. Denver | Dec. 25, 2016 |
| 11 | Tyreek Hill at Tennessee | Nov. 10, 2019 |
| 11 | Travis Kelce vs. Denver | Dec. 15, 2019 |
| 11 | Tyreek Hill at Las Vegas | Nov. 22, 2020 |
| 11 | Tyreek Hill vs. Cleveland | Sept. 12, 2021 |
| 11 | Tyreek Hill at Philadelphia | Oct. 3, 2021 |
| 10 | Chris Burford at Boston | Oct. 12, 1962 |
| 10 | Chris Burford vs. Buffalo | Oct. 13, 1963 |
| 10 | Frank Jackson at N.Y. Jets | Nov. 29, 1964 |
| 10 | Chris Burford at Boston | Sept. 25, 1966 |
| 10 | Otis Taylor vs. Cincinnati | Oct. 15, 1972 |
| 10 | Ed Podolak at Houston | Sept. 29, 1974 |
| 10 | Stephone Paige at Denver | Sept. 17, 1990 |
| 10 | J.J. Birden at Miami | Dec. 12, 1994 |
| 10 | Kimble Anders vs. Denver | Nov. 16, 1998 |
| 10 | Tony Gonzalez at Denver | Sept. 24, 2000 |
| 10 | Tony Gonzalez vs. Carolina | Dec. 10, 2000 |
| 10 | Tony Gonzalez vs. Cincinnati | Sept. 10, 2006 |
| 10 | Tony Gonzalez vs. Green Bay | Nov. 4, 2007 |
| 10 | Tony Gonzalez vs. San Diego | Dec. 2, 2007 |
| 10 | Tony Gonzalez at Detroit | Dec. 23, 2007 |
| 10 | Tony Gonzalez at San Diego | Nov. 9, 2008 |
| 10 | Tony Gonzalez vs. Buffalo | Nov. 23, 2008 |
| 10 | Dwayne Bowe at Cincinnati | Dec. 28, 2008 |
| 10 | Tyreek Hill at Carolina | Nov. 13, 2016 |
| 10 | Albert Wilson at Denver | Dec. 31, 2017 |
| 10 | Tyreek Hill at Los Angeles Rams | Nov. 19, 2018 |
| 10 | Travis Kelce at Los Angeles Rams | Nov. 19, 2018 |
| 10 | Travis Kelce vs. Carolina | Nov. 8, 2020 |
| 10 | Travis Kelce at Los Angeles Chargers | Dec. 16, 2021 |
| 10 | Travis Kelce vs. Tennessee | Nov. 6, 2022 |
| 10 | Juju Smith-Schuster vs. Tennessee | Nov. 6, 2022 |
| 10 | Travis Kelce at Houston | Dec. 18, 2022 |
| 10 | Juju Smith-Schuster at Houston | Dec. 18, 2022 |

Most Pass Receptions, Half

| | | |
|----|---------------------------------|----------------|
| 11 | T. Gonzalez (2nd) at San Diego | Jan. 2, 2005 |
| 10 | E. Harry (2nd) at Cleveland | Nov. 24, 1991 |
| 9 | C. Burford (2nd) vs. Buffalo | Oct. 13, 1963 |
| 9 | K. Anders (2nd) vs. N.Y. Giants | Sept. 10, 1995 |
| 9 | T. Gonzalez (1st) vs. Oakland | Dec. 25, 2004 |

Most Consecutive Games, Pass Receptions

| | | |
|-----|----------------|--------------------------------|
| 143 | Travis Kelce | Sept. 7, 2014 - Jan. 7, 2023 |
| 131 | Tony Gonzalez | Dec. 4, 2000 - Dec. 28, 2008 |
| 83 | Stephone Paige | Nov. 17, 1985 - Sept. 29, 1991 |
| 55 | Eddie Kennison | Dec. 9, 2001 - Oct. 2, 2005 |
| 48 | Priest Holmes | Sept. 9, 2001 - Sept. 19, 2004 |

Most Receptions, Running Back, Career

| | | |
|-----|----------------|---------|
| 369 | Kimble Anders | 1991-00 |
| 288 | Ed Podolak | 1969-77 |
| 285 | Jamaal Charles | 2008-16 |
| 251 | Priest Holmes | 2001-07 |
| 197 | Abner Haynes | 1960-64 |

Most Receptions, Running Back, Season

| | | |
|----|----------------|------|
| 74 | Priest Holmes | 2003 |
| 70 | Priest Holmes | 2002 |
| 70 | Jamaal Charles | 2013 |
| 67 | Kimble Anders | 1994 |
| 66 | MacArthur Lane | 1976 |

Most Receptions, Tight End, Career

| | | |
|-----|----------------|---------|
| 916 | Tony Gonzalez | 1997-08 |
| 814 | Travis Kelce | 2013-22 |
| 198 | Fred Arbanas | 1962-70 |
| 163 | Walter White | 1975-79 |
| 135 | Jonathan Hayes | 1985-93 |
| 111 | Keith Cash | 1992-96 |

Most Pass Receptions, Tight End, Season

| | | |
|-----|---------------|------|
| 110 | Travis Kelce | 2022 |
| 105 | Travis Kelce | 2020 |
| 103 | Travis Kelce | 2018 |
| 102 | Tony Gonzalez | 2004 |
| 99 | Tony Gonzalez | 2007 |

Most Pass Receptions, Rookie, Season

| | | |
|----|-------------------|------|
| 70 | Dwayne Bowe | 2007 |
| 61 | Tyreek Hill | 2016 |
| 55 | Abner Haynes (RB) | 1960 |
| 53 | Kareem Hunt (RB) | 2017 |

| | | |
|----|------------------|------|
| 48 | Sylvester Morris | 2000 |
|----|------------------|------|

RECEIVING YARDS

Most Receiving Yards, Career (All 6,000+)

| | | |
|--------|----------------|---------|
| 10,940 | Tony Gonzalez | 1997-08 |
| 10,344 | Travis Kelce | 2013-22 |
| 7,306 | Otis Taylor | 1965-75 |
| 7,155 | Dwayne Bowe | 2007-14 |
| 6,630 | Tyreek Hill | 2016-21 |
| 6,545 | Henry Marshall | 1976-87 |
| 6,360 | Carlos Carson | 1980-89 |
| 6,341 | Stephone Paige | 1983-91 |

Most Seasons, 1,000 or More Receiving Yards

| | | |
|---|-------------------|---------------------|
| 7 | Travis Kelce | 2016-22 |
| 4 | Tony Gonzalez | 2000, 2004, 2007-08 |
| 4 | Tyreek Hill | 2017-18, 2020-21 |
| 3 | Carlos Carson | 1983-84, '87 |
| 3 | Dwayne Bowe | 2008, 2010-11 |
| 2 | Otis Taylor | 1966, '71 |
| 2 | Eddie Kennison | 2004-05 |
| 1 | Stephone Paige | 1990 |
| 1 | Andre Rison | 1997 |
| 1 | Derrick Alexander | 2000 |
| 1 | Jeremy Maclin | 2015 |

Most Receiving Yards, Season (All 1,000+)

| | | |
|-------|-------------------|------|
| 1,479 | Tyreek Hill | 2018 |
| 1,416 | Travis Kelce | 2020 |
| 1,391 | Derrick Alexander | 2000 |
| 1,351 | Carlos Carson | 1983 |
| 1,338 | Travis Kelce | 2022 |
| 1,336 | Travis Kelce | 2018 |
| 1,297 | Otis Taylor | 1966 |
| 1,276 | Tyreek Hill | 2020 |
| 1,258 | Tony Gonzalez | 2004 |
| 1,239 | Tyreek Hill | 2021 |
| 1,229 | Travis Kelce | 2019 |
| 1,203 | Tony Gonzalez | 2000 |
| 1,183 | Tyreek Hill | 2017 |
| 1,172 | Tony Gonzalez | 2007 |
| 1,162 | Dwayne Bowe | 2010 |
| 1,159 | Dwayne Bowe | 2011 |
| 1,125 | Travis Kelce | 2016 |
| 1,125 | Travis Kelce | 2021 |
| 1,110 | Otis Taylor | 1971 |
| 1,102 | Eddie Kennison | 2005 |
| 1,092 | Andre Rison | 1997 |
| 1,086 | Eddie Kennison | 2004 |
| 1,078 | Carlos Carson | 1984 |
| 1,058 | Tony Gonzalez | 2008 |
| 1,044 | Carlos Carson | 1987 |
| 1,038 | Travis Kelce | 2017 |
| 1,034 | Jeremy Maclin | 2015 |
| 1,022 | Dwayne Bowe | 2008 |
| 1,021 | Stephone Paige | 1990 |

Most Receiving Yards, Consecutive Seasons

| | | |
|-------|-----------------------------|---------|
| 2,662 | Tyreek Hill (1,183, 1,479) | 2017-18 |
| 2,645 | Travis Kelce (1,229, 1,416) | 2019-20 |
| 2,565 | Travis Kelce (1,336, 1,229) | 2018-19 |
| 2,541 | Travis Kelce (1,416, 1,125) | 2020-21 |
| 2,515 | Tyreek Hill (1,276, 1,239) | 2020-21 |

Most Receiving Yards, Game (All 200+)

| | | |
|-----|---------------------------------------------|----------------|
| 309 | Stephone Paige vs. San Diego (8 Receptions) | Dec. 22, 1985 |
| 269 | Tyreek Hill at Tampa Bay (13 Receptions) | Nov. 29, 2020 |
| 215 | Tyreek Hill at L.A. Rams (10 Receptions) | Nov. 19, 2018 |
| 213 | Curtis McClinton vs. Denver (5 Receptions) | Dec. 19, 1965 |
| 210 | Larry Brunson vs. San Diego (9 Receptions) | Nov. 10, 1974 |
| 206 | Stephone Paige at Denver (10 Receptions) | Sept. 17, 1990 |

Most Games, 100 or More Receiving Yards, Career

| | | |
|----|----------------|---------|
| 35 | Travis Kelce | 2013-22 |
| 26 | Tony Gonzalez | 1997-08 |
| 20 | Otis Taylor | 1965-75 |
| 18 | Carlos Carson | 1980-88 |
| 18 | Tyreek Hill | 2016-21 |
| 17 | Eddie Kennison | 2001-07 |

Most Games, 100 or More Receiving Yards, Season

| | | |
|---|-------------------|------|
| 6 | Otis Taylor | 1966 |
| 6 | Carlos Carson | 1983 |
| 6 | Derrick Alexander | 2000 |
| 6 | Tony Gonzalez | 2000 |
| 6 | Tony Gonzalez | 2004 |
| 6 | Travis Kelce | 2016 |

CHIEFS INDIVIDUAL RECORDS

| | | |
|---|----------------|------|
| 6 | Tyreek Hill | 2018 |
| 6 | Travis Kelce | 2020 |
| 6 | Travis Kelce | 2022 |
| 5 | Eddie Kennison | 2004 |
| 5 | Eddie Kennison | 2005 |
| 5 | Tony Gonzalez | 2007 |
| 5 | Dwayne Bowe | 2010 |
| 5 | Travis Kelce | 2018 |

Most Consecutive Games, 100 or More Receiving Yards, Season

| | | |
|---|---------------|------|
| 4 | Tony Gonzalez | 2000 |
| 4 | Travis Kelce | 2016 |
| 3 | Frank Jackson | 1964 |
| 3 | Otis Taylor | 1966 |
| 3 | Willie Davis | 1992 |
| 3 | Dwayne Bowe | 2010 |
| 3 | Travis Kelce | 2020 |
| 3 | Tyreek Hill | 2020 |

Longest Pass Receptions (All TDs)

| | | |
|-----|------------------------------------------------------|----------------|
| *99 | Marc Boerigter vs. San Diego (from Trent Green) | Dec. 22, 2002 |
| 92 | Tommy Brooker at Denver (from Len Dawson) | Nov. 18, 1962 |
| 92 | Gloster Richardson at Oakland (from Len Dawson) | Nov. 3, 1968 |
| 90 | Frank Pitts vs. Boston (from Len Dawson) | Nov. 17, 1968 |
| 90 | J.J. Birden vs. San Diego (from Steve DeBerg) | Nov. 18, 1990 |
| 89 | Otis Taylor vs. Miami (from Len Dawson) | Nov. 13, 1966 |
| 89 | Demarcus Robinson vs. Oakland (from Patrick Mahomes) | Dec. 30, 2018 |
| 86 | Stephone Paige vs. New England (from Steve DeBerg) | Dec. 2, 1990 |
| 86 | Derrick Alexander at Chicago (from Elvis Grbac)* | Sept. 12, 1999 |

*NFL RECORD

Most Receiving Yards, Running Back, Career

| | | |
|-------|----------------|---------|
| 2,829 | Kimble Anders | 1991-00 |
| 2,739 | Abner Haynes | 1960-65 |
| 2,457 | Jamaal Charles | 2008-16 |
| 2,456 | Ed Podolak | 1969-77 |
| 2,377 | Priest Holmes | 2001-07 |

Most Receiving Yards, Running Back, Season

| | | |
|-----|------------------|------|
| 693 | Jamaal Charles | 2013 |
| 690 | Priest Holmes | 2003 |
| 672 | Priest Holmes | 2002 |
| 614 | Priest Holmes | 2001 |
| 590 | Curtis McClinton | 1965 |

Most Receiving Yards, Running Back, Game

| | | |
|-----|-----------------------------|----------------|
| 213 | Curtis McClinton vs. Denver | Dec. 19, 1965 |
| 195 | Jamaal Charles at Oakland | Dec. 15, 2013 |
| 149 | Abner Haynes vs. San Diego | Oct. 20, 1963 |
| 130 | Johnny Robinson vs. Buffalo | Dec. 18, 1960 |
| 129 | Spencer Ware vs. San Diego | Sept. 11, 2016 |
| 127 | Abner Haynes at N.Y. Titans | Dec. 3, 1961 |

Most Games, 100 or More Receiving Yards, RB, Career

| | | |
|---|------------------|---------|
| 5 | Abner Haynes | 1960-65 |
| 5 | Priest Holmes | 2001-07 |
| 3 | Johnny Robinson | 1960-71 |
| 3 | Paul Palmer | 1987-88 |
| 2 | Curtis McClinton | 1962-69 |
| 2 | Larry Johnson | 2003-09 |
| 2 | Jamaal Charles | 2008-16 |

Most Games, 100 or More Receiving Yards, RB, Season

| | | |
|---|-----------------|------|
| 3 | Paul Palmer | 1988 |
| 2 | Johnny Robinson | 1960 |
| 2 | Abner Haynes | 1964 |
| 2 | Priest Holmes | 2001 |

Most Receiving Yards, Tight End, Career (All 1,000+)

| | | |
|--------|----------------|---------|
| 10,940 | Tony Gonzalez | 1997-08 |
| 10,344 | Travis Kelce | 2013-22 |
| 3,101 | Fred Arbanas | 1962-70 |
| 2,396 | Walter White | 1975-79 |
| 1,541 | Jonathan Hayes | 1985-93 |
| 1,046 | Keith Cash | 1992-96 |
| 1,009 | Tony Moeaki | 2010-12 |

Most Receiving Yards, Tight End, Season

| | | |
|-------|---------------|------|
| 1,416 | Travis Kelce | 2020 |
| 1,338 | Travis Kelce | 2022 |
| 1,336 | Travis Kelce | 2018 |
| 1,258 | Tony Gonzalez | 2004 |
| 1,229 | Travis Kelce | 2019 |
| 1,203 | Tony Gonzalez | 2000 |

Most Receiving Yards, Tight End, Game

| | | |
|-----|--------------------------------------|---------------|
| 191 | Travis Kelce at Los Angeles Chargers | Dec. 16, 2021 |
| 168 | Travis Kelce at Oakland | Dec. 2, 2018 |
| 160 | Travis Kelce vs. Denver | Dec. 25, 2016 |

| | | |
|-----|------------------------------|--------------|
| 159 | Travis Kelce vs. Carolina | Nov. 8, 2020 |
| 147 | Tony Gonzalez at New England | Dec. 4, 2000 |

Most Receiving Yards, Rookie, Season

| | | |
|-----|----------------------|------|
| 995 | Dwayne Bowe | 2007 |
| 789 | Chris Burford | 1960 |
| 678 | Sylvester Morris | 2000 |
| 611 | Johnny Robinson (RB) | 1960 |
| 593 | Tyreek Hill | 2016 |
| 576 | Abner Haynes (RB) | 1960 |

Highest Receiving Average, Career (200 receptions)

| | | |
|-------|-------------------------------|---------|
| 18.12 | Carlos Carson (351-6,360) | 1980-89 |
| 17.82 | Otis Taylor (410-7,306) | 1965-75 |
| 17.30 | Derrick Alexander (213-3,685) | 1998-01 |
| 16.82 | Stephone Paige (377-6,341) | 1983-91 |
| 16.29 | Eddie Kennison (321-5,230) | 2001-07 |

Highest Receiving Average, Season (24 receptions)

| | | |
|-------|-------------------------|------|
| 22.36 | Otis Taylor (58-1,297) | 1966 |
| 21.93 | Stephone Paige (43-943) | 1985 |
| 21.83 | Frank Pitts (30-655) | 1968 |

Highest Receiving Average, Game (3 receptions)

| | | |
|-------|-------------------------------------|---------------|
| 42.60 | C. McClinton vs. Denver (5-213) | Dec. 19, 1965 |
| 40.00 | J. Robinson vs. N.Y. Titans (3-120) | Oct. 2, 1960 |
| 39.67 | Otis Taylor at Denver (3-119) | Dec. 14, 1968 |

Most 20+ Yard Receptions, Career

| | | |
|-----|----------------|---------|
| 144 | Travis Kelce | 2013-22 |
| 130 | Tony Gonzalez | 1997-08 |
| 101 | Dwayne Bowe | 2007-14 |
| 99 | Tyreek Hill | 2016-21 |
| 81 | Eddie Kennison | 2001-07 |

Most 20+ Yard Receptions, Season

| | | |
|----|-------------------|------|
| 27 | Tyreek Hill | 2018 |
| 24 | Derrick Alexander | 2000 |
| 23 | Travis Kelce | 2020 |
| 20 | Derrick Alexander | 1998 |
| 19 | Tony Gonzalez | 2004 |
| 19 | Dwayne Bowe | 2010 |
| 19 | Dwayne Bowe | 2011 |
| 19 | Travis Kelce | 2017 |
| 19 | Tyreek Hill | 2020 |
| 19 | Travis Kelce | 2022 |

Most 20+ Yard Receptions, Game

| | | |
|---|------------------------------------------|----------------|
| 6 | Tyreek Hill at Tampa Bay | Nov. 29, 2020 |
| 5 | Derrick Alexander at San Diego | Nov. 22, 1998 |
| 5 | Tyreek Hill at Los Angeles Chargers | Sept. 9, 2018 |
| 5 | Tyreek Hill at Los Angeles Rams | Nov. 19, 2018 |
| 4 | Derrick Alexander vs. St. Louis | Oct. 22, 2000 |
| 4 | Eddie Kennison vs. Jacksonville | Dec. 31, 2006 |
| 4 | Dwayne Bowe at Denver | Nov. 14, 2010 |
| 4 | Travis Kelce at Oakland | Dec. 2, 2018 |
| 4 | Sammy Watkins at Jacksonville | Sept. 8, 2019 |
| 4 | Demarcus Robinson at Oakland | Sept. 15, 2019 |
| 4 | Tyreek Hill vs. Cleveland | Sept. 12, 2021 |
| 3 | 49 times; Last, Travis Kelce vs. Seattle | Dec. 24, 2022 |

RECEIVING TOUCHDOWNS

Most Receiving Touchdowns, Career

| | | |
|----|---------------|---------|
| 76 | Tony Gonzalez | 1997-08 |
| 69 | Travis Kelce | 2013-22 |
| 57 | Otis Taylor | 1965-75 |
| 56 | Tyreek Hill | 2016-21 |
| 55 | Chris Burford | 1960-67 |

Most Receiving Touchdowns, Season

| | | |
|----|----------------|------|
| 15 | Dwayne Bowe | 2010 |
| 15 | Tyreek Hill | 2020 |
| 12 | Chris Burford | 1962 |
| 12 | Tyreek Hill | 2018 |
| 12 | Travis Kelce | 2022 |
| 11 | Otis Taylor | 1967 |
| 11 | Stephone Paige | 1986 |
| 11 | Tony Gonzalez | 1999 |
| 11 | Travis Kelce | 2020 |

Most Receiving Touchdowns, Consecutive Seasons

| | | |
|----|-------------------------|---------|
| 24 | Tyreek Hill (15, 9) | 2020-21 |
| 22 | Tyreek Hill (7, 15) | 2019-20 |
| 21 | Chris Burford (12, 9) | 1962-63 |
| 21 | Stephone Paige (10, 11) | 1985-86 |
| 21 | Travis Kelce (9, 12) | 2021-22 |
| 20 | Tony Gonzalez (11, 9) | 1999-00 |
| 20 | Dwayne Bowe (15, 5) | 2010-11 |
| 20 | Travis Kelce (11, 9) | 2020-21 |

Most Receiving Touchdowns, Rookie, Season

CHIEFS INDIVIDUAL RECORDS

| | | |
|---|----------------|------|
| 6 | Fred Arbanas | 1962 |
| 6 | Stephone Paige | 1983 |
| 6 | Tyreek Hill | 2016 |
| 6 | Mecole Hardman | 2019 |
| 5 | Chris Burford | 1960 |
| 5 | Otis Taylor | 1965 |
| 5 | Bill Jones | 1990 |
| 5 | Tim Barnett | 1991 |
| 5 | Dwayne Bowe | 2007 |

Most Receiving Touchdowns, Game

| | | |
|---|--------------------------------------|----------------|
| 4 | Frank Jackson at San Diego | Dec. 13, 1964 |
| 4 | Jamaal Charles at Oakland | Dec. 15, 2013 |
| 4 | Travis Kelce vs. Las Vegas | Oct. 10, 2022 |
| 3 | Chris Burford at Oakland | Sept. 23, 1962 |
| 3 | Chris Burford at Boston | Sept. 25, 1966 |
| 3 | Otis Taylor at Denver | Dec. 17, 1967 |
| 3 | Otis Taylor at N.Y. Jets | Nov. 16, 1969 |
| 3 | Sylvester Morris vs. San Diego | Sept. 17, 2000 |
| 3 | Tony Gonzalez vs. Miami | Sept. 29, 2002 |
| 3 | Dwayne Bowe at Seattle | Nov. 28, 2010 |
| 3 | Tyreek Hill at New England | Oct. 14, 2018 |
| 3 | Sammy Watkins at Jacksonville | Sept. 8, 2019 |
| 3 | Tyreek Hill at Tampa Bay | Nov. 29, 2020 |
| 3 | Tyreek Hill at Philadelphia | Oct. 3, 2021 |
| 3 | Travis Kelce at Los Angeles Chargers | Nov. 20, 2022 |

Most Consecutive Games, Touchdown Receptions

| | | |
|---|------------------|--------------------------------|
| 7 | Dwayne Bowe | Oct. 17, 2010 - Nov. 28, 2010 |
| 6 | Travis Kelce | Dec. 6, 2020 - Sept. 19, 2021 |
| 6 | Jerick McKinnon | Dec. 4, 2022 - Jan. 7, 2023 |
| 5 | Chris Burford | Sept. 8, 1962 - Oct. 12, 1962 |
| 5 | Otis Taylor | Oct. 23, 1966 - Nov. 20, 1966 |
| 5 | Tyreek Hill | Oct. 25, 2020 - Nov. 29, 2020 |
| 4 | Johnny Robinson | Nov. 12, 1961 - Dec. 10, 1961 |
| 4 | Chris Burford | Oct. 28, 1962 - Nov. 18, 1962 |
| 4 | Fred Arbanas | Nov. 11, 1962 - Dec. 2, 1962 |
| 4 | Chris Burford | Oct. 31, 1965 - Nov. 21, 1965 |
| 4 | Otis Taylor | Nov. 28, 1965 - Sept. 11, 1966 |
| 4 | Curtis McClinton | Sept. 11, 1966 - Oct. 2, 1966 |
| 4 | Willie Frazier | Sept. 17, 1972 - Oct. 8, 1972 |
| 4 | Otis Taylor | Sept. 25, 1972 - Oct. 15, 1972 |
| 4 | Stephone Paige | Nov. 23, 1986 - Dec. 14, 1986 |
| 4 | Tony Gonzalez | Nov. 28, 1999 - Dec. 18, 1999 |
| 4 | Tony Gonzalez | Sept. 24, 2000 - Oct. 22, 2000 |
| 4 | Tony Gonzalez | Dec. 7, 2008 - Dec. 28, 2008 |
| 4 | Jeremy Maclin | Dec. 20, 2015 - Sept. 11, 2016 |
| 4 | Kareem Hunt | Oct. 14, 2018 - Nov. 4, 2018 |
| 4 | Tyreek Hill | Sept. 10, 2020 - Oct. 5, 2020 |
| 4 | Travis Kelce | Dec. 16, 2021 - Sept. 11, 2022 |

Highest TD Catch Percentage, Season (20 recs.)

| | | |
|------|--------------------------------------|------|
| 40.0 | Marc Boerigter (20 recs., 8 TDs) | 2002 |
| 33.3 | Chris Burford (45 recs., 12 TDs) | 1962 |
| 27.3 | Gloster Richardson (22 recs., 6 TDs) | 1968 |
| 25.0 | Fred Arbanas (20 recs., 5 TDs) | 1967 |
| 23.5 | Fred Arbanas (34 recs., 8 TDs) | 1964 |
| 23.1 | Mecole Hardman (25 recs., 6 TDs) | 2019 |

Most Touchdown Receptions, QB-Pass Catcher Combinations

| | | |
|----|--------------------------------|---------|
| 46 | Len Dawson - Otis Taylor | 1965-75 |
| 46 | Patrick Mahomes - Travis Kelce | 2017-22 |
| 43 | Len Dawson - Chris Burford | 1962-67 |
| 41 | Patrick Mahomes - Tyreek Hill | 2017-21 |
| 34 | Trent Green - Tony Gonzalez | 2001-06 |

TOTAL YARDS FROM SCRIMMAGE

ATTEMPTS

Most Attempts From Scrimmage, Career

| | | |
|-------|---------------------------------------|---------|
| 1,617 | Jamaal Charles (1,332 rush, 285 rec.) | 2008-16 |
| 1,572 | Priest Holmes (1,321 rush, 251 rec.) | 2001-07 |
| 1,526 | Larry Johnson (1,375 rush, 151 rec.) | 2003-09 |
| 1,445 | Ed Podolak (1,157 rush, 288 rec.) | 1969-77 |
| 1,288 | Christian Okoye (1,246 rush, 42 rec.) | 1987-92 |
| 1,073 | Marcus Allen (932 rush, 141 rec.) | 1993-97 |

Most Attempts From Scrimmage, Season

| | | |
|-----|------------------------------------|------|
| 457 | Larry Johnson (416 rush, 41 rec.) | 2006 |
| 394 | Priest Holmes (320 rush, 74 rec.) | 2003 |
| 389 | Priest Holmes (327 rush, 62 rec.) | 2001 |
| 383 | Priest Holmes (313 rush, 70 rec.) | 2002 |
| 372 | Christian Okoye (370 rush, 2 rec.) | 1989 |

Most Attempts From Scrimmage, Game

| | | |
|----|---------------------------------------------|----------------|
| 41 | L. Johnson vs. Seattle (39 rush, 2 rec.) | Oct. 29, 2006 |
| 39 | J. Charles at New Orleans (33 rush, 6 rec.) | Sept. 23, 2012 |
| 38 | C. Okoye at Green Bay (38 rush, 0 rec.) | Dec. 10, 1989 |
| 38 | L. Johnson vs. JAX (33 rush, 5 rec.) | Dec. 31, 2006 |
| 37 | C. Okoye vs. Seattle (37 rush, 0 rec.) | Nov. 5, 1989 |
| 37 | L. Johnson at Houston (36 rush, 1 rec.) | Nov. 20, 2005 |

YARDS

Most Yards From Scrimmage, Career

| | | |
|--------|-----------------------------------------|---------|
| 10,954 | Tony Gonzalez (14 rush, 10,940 rec.) | 1997-08 |
| 10,358 | Travis Kelce (14 rush, 10,344 rec.) | 2013-22 |
| 9,717 | Jamaal Charles (7,260 rush, 2,457 rec.) | 2008-16 |
| 8,447 | Priest Holmes (6,070 rush, 2,377 rec.) | 2001-07 |
| 7,467 | Otis Taylor (161 rush, 7,306 rec.) | 1965-75 |
| 7,384 | Larry Johnson (6,015 rush, 1,369 rec.) | 2003-09 |

Most Yards From Scrimmage, Season

| | | |
|-------|--------------------------------------|------|
| 2,287 | Priest Holmes (1,615 rush, 672 rec.) | 2002 |
| 2,199 | Larry Johnson (1,789 rush, 410 rec.) | 2006 |
| 2,169 | Priest Holmes (1,555 rush, 614 rec.) | 2001 |
| 2,110 | Priest Holmes (1,420 rush, 690 rec.) | 2003 |
| 2,093 | Larry Johnson (1,750 rush, 343 rec.) | 2005 |

Most Yards From Scrimmage, Game

| | | |
|-----|---------------------------------------------------|----------------|
| 309 | Stephone Paige vs. San Diego (0 rush, 309 rec.) | Dec. 22, 1985 |
| 307 | Priest Holmes at Seattle (197 rush, 110 rec.) | Nov. 24, 2002 |
| 288 | Jamaal Charles at New Orleans (233 rush, 55 rec.) | Sept. 23, 2012 |
| 277 | Priest Holmes at Oakland (168 rush, 109 rec.) | Dec. 9, 2001 |
| 269 | Tyreek Hill at Tampa Bay (0 rush, 269 rec.) | Nov. 29, 2020 |
| 262 | Jamaal Charles at Denver (259 rush, 3 rec.) | Jan. 3, 2009 |

Yards Per Touch Average, RB, Career (350 touches)

| | | |
|------|-------------------------------|---------|
| 6.60 | Abner Haynes (993-6,553) | 1960-64 |
| 6.57 | Jamaal Charles (1,668-10,963) | 2008-16 |
| 5.89 | Kimble Anders (864-5,890) | 1991-00 |
| 5.53 | Curtis McClinton (916-5,069) | 1962-69 |
| 5.48 | Tony Reed (651-3,566) | 1977-80 |

Yards Per Touch Average, RB, Season (200 touches)

| | | |
|-----|----------------------------|------|
| 7.0 | Jamaal Charles (275-1,935) | 2010 |
| 6.9 | Abner Haynes (211-1,451) | 1960 |
| 6.6 | Abner Haynes (213-1,399) | 1961 |
| 6.2 | Abner Haynes (260-1,622) | 1962 |
| 6.2 | Jamaal Charles (230-1,417) | 2009 |

COMBINED YARDAGE

ATTEMPTS

Most Combined Attempts, Career (All 1,000+)

| | | |
|-------|-----------------|---------|
| 1,668 | Jamaal Charles | 2008-16 |
| 1,572 | Priest Holmes | 2001-07 |
| 1,569 | Ed Podolak | 1969-77 |
| 1,526 | Larry Johnson | 2003-09 |
| 1,289 | Christian Okoye | 1987-92 |
| 1,114 | Abner Haynes | 1960-65 |

Most Combined Attempts, Season (All 300+)

| | | |
|-----|-----------------|------|
| 457 | Larry Johnson | 2006 |
| 394 | Priest Holmes | 2003 |
| 389 | Priest Holmes | 2001 |
| 383 | Priest Holmes | 2002 |
| 372 | Christian Okoye | 1989 |
| 329 | Jamaal Charles | 2013 |
| 325 | Kareem Hunt | 2017 |

CHIEFS INDIVIDUAL RECORDS

| | | |
|-------------------------------------|---------------------------------|----------------|
| 320 | Jamaal Charles | 2012 |
| Most Combined Attempts, Game | | |
| 41 | Larry Johnson vs. Seattle | Oct. 29, 2006 |
| 39 | Jamaal Charles at New Orleans | Sept. 23, 2012 |
| 38 | Christian Okoye at Green Bay | Dec. 10, 1989 |
| 38 | Larry Johnson vs. Jacksonville | Dec. 31, 2006 |
| 37 | Christian Okoye vs. Seattle | Nov. 5, 1989 |
| 37 | L. Johnson at Houston | Nov. 20, 2005 |
| 36 | Abner Haynes at Denver | Oct. 30, 1960 |
| 36 | Derrick Blaylock at New Orleans | Nov. 14, 2004 |
| 36 | L. Johnson vs. New England | Nov. 27, 2005 |
| 36 | L. Johnson vs. San Diego | Dec. 24, 2005 |

YARDS

| | | |
|-------------------------------------------------|-------------------------------|----------------|
| Most Combined Yards, Career (All 7,500+) | | |
| 12,356 | Dante Hall | 2000-06 |
| 10,963 | Tony Gonzalez | 1997-08 |
| 10,963 | Jamaal Charles | 2008-16 |
| 10,358 | Travis Kelce | 2013-22 |
| 8,447 | Abner Haynes | 1960-65 |
| 8,447 | Priest Holmes | 2001-07 |
| 8,343 | Ed Podolak | 1969-77 |
| 7,677 | Carlos Carson | 1980-89 |
| Most Combined Yards, Season | | |
| 2,446 | Dante Hall | 2003 |
| 2,342 | Jamaal Charles | 2009 |
| 2,287 | Priest Holmes | 2002 |
| 2,236 | Dante Hall | 2004 |
| 2,283 | Dante Hall | 2005 |
| Most Combined Yards, Game | | |
| 309 | Stephone Paige vs. San Diego | Dec. 22, 1985 |
| 307 | Priest Holmes at Seattle | Nov. 24, 2002 |
| 296 | Dante Hall at Denver | Dec. 7, 2003 |
| 290 | Noland Smith at San Diego | Oct. 15, 1967 |
| 288 | Jamaal Charles at New Orleans | Sept. 23, 2012 |

PUNTING

PUNTS

| | | |
|------------------------------------|-----------------------------------------|--------------------|
| Most Seasons Leading League | | |
| *4 | Jerrel Wilson | 1965, '68, '72-'73 |
| 1 | Bob Grupp | 1979 |
| 1 | Jim Arnold | 1984 |
| *NFL RECORD | | |
| Most Punts, Career | | |
| 1,124 | Dustin Colquitt | 2005-19 |
| 1,018 | Jerrel Wilson | 1963-77 |
| 421 | Louie Aguiar | 1994-98 |
| 284 | Jim Arnold | 1983-85 |
| 272 | Bryan Barker | 1990-93 |
| Most Punts, Season | | |
| 101 | Daniel Pope | 1999 |
| 99 | Lewis Colbert | 1986 |
| 98 | Jim Arnold | 1984 |
| 96 | Dustin Colquitt | 2009 |
| 95 | Dustin Colquitt | 2007 |
| Most Punts, Game | | |
| 11 | Bob Grupp vs. Baltimore | Sept. 2, 1979 |
| 11 | Jim Arnold at San Francisco | Nov. 17, 1985 |
| 11 | Kelly Goodburn vs. Cleveland | Nov. 19, 1989 |
| 11 | Louie Aguiar vs. San Diego | Nov. 13, 1994 |
| 11 | Dustin Colquitt at Chicago | Dec. 4, 2011 |
| 10 | Jerrel Wilson at N.Y. Jets | Sept. 18, 1965 |
| 10 | Jerrel Wilson vs. Denver | Oct. 6, 1974 |
| 10 | Kelly Goodburn at N.Y. Jets | Oct. 2, 1988 |
| 10 | Todd Sauerbrun at San Diego | Nov. 26, 2000 |
| 10 | Dustin Colquitt at N.Y. Jets | Dec. 30, 2007 |
| 10 | Dustin Colquitt at Jacksonville | Sept. 8, 2013 |
| Longest Punt (All 70+) | | |
| 81 | Dustin Colquitt vs. San Diego | Dec. 2, 2007 |
| 77 | Dustin Colquitt at Denver | Dec. 31, 2017 |
| 76 | Dan Stryzinski vs. Oakland | Sept. 9, 2001 |
| 76 | Tommy Townsend at Denver | Dec. 11, 2022 |
| 74 | Bob Grupp vs. San Diego | Nov. 4, 1979 |
| 74 | Tommy Townsend vs. Los Angeles Chargers | Sept. 15, 2022 |
| 73 | Dustin Colquitt vs. Oakland | Sept. 14, 2008 |
| 72 | Jerrel Wilson at San Diego | Sept. 29, 1963 |
| 72 | Dustin Colquitt at Oakland | Dec. 23, 2006 |
| 72 | Dustin Colquitt at St. Louis | Dec. 19, 2010 |
| 71 | Dustin Colquitt at Oakland | Dec. 16, 2012 |

| | | |
|----|---------------------------------|---------------|
| 70 | Jerrel Wilson at Denver | Oct. 11, 1964 |
| 70 | Jerrel Wilson vs. Buffalo | Oct. 18, 1964 |
| 70 | Jerrel Wilson vs. Houston | Nov. 28, 1968 |
| 70 | Dustin Colquitt at Jacksonville | Nov. 8, 2009 |

PUNTING DISTANCE

| | | |
|--------------------------------------------------------|----------------------------------------|----------------|
| Most Punting Yards, Career | | |
| 50,393 | Dustin Colquitt | 2005-19 |
| 44,218 | Jerrel Wilson | 1963-77 |
| 17,930 | Louie Aguiar | 1994-98 |
| 11,934 | Jim Arnold | 1983-85 |
| 11,267 | Bryan Barker | 1990-93 |
| Most Punting Yards, Season | | |
| 4,397 | Jim Arnold | 1984 |
| 4,361 | Dustin Colquitt | 2009 |
| 4,322 | Dustin Colquitt | 2007 |
| 4,218 | Daniel Pope | 1999 |
| 4,084 | Dustin Colquitt | 2011 |
| Highest Punting Average, Career (200 punts) | | |
| 44.83 | Dustin Colquitt (1,124-50,393) | 2005-19 |
| 43.44 | Jerrel Wilson (1,018-44,218) | 1963-77 |
| 42.59 | Louie Aguiar (421-17,930) | 1994-98 |
| 42.02 | Jim Arnold (284-11,934) | 1983-85 |
| Highest Punting Average, Season (50 punts) | | |
| 50.42 | Tommy Townsend (53-2,672) | 2022 |
| 46.83 | Dustin Colquitt (83-3,887) | 2012 |
| 46.03 | Dustin Colquitt (87-4,005) | 2013 |
| 45.89 | Dustin Colquitt (89-4,084) | 2011 |
| 45.70 | Dustin Colquitt (65-2,971) | 2015 |
| Highest Punting Average, Game (4 punts) | | |
| 60.75 | Tommy Townsend vs. New England (4-243) | Oct. 5, 2020 |
| 57.20 | Dustin Colquitt vs. San Diego (5-286) | Oct. 31, 2011 |
| 56.83 | Tommy Townsend vs. Green Bay (6-341) | Nov. 7, 2021 |
| 56.40 | Jerrel Wilson vs. Boston (5-282) | Oct. 11, 1970 |
| 55.60 | Louie Aguiar at Arizona (5-278) | Oct. 1, 1995 |
| Highest Net Punting Average, Career (200 Punts) | | |
| 39.74 | Dustin Colquitt | 2005-19 |
| 35.48 | Louie Aguiar | 1994-98 |
| 35.42 | Jerrel Wilson | 1963-77 |
| 35.13 | Bob Grupp | 1979-81 |
| 34.82 | Bryan Barker | 1990-93 |
| Highest Net Punting Average, Season (50 Punts) | | |
| 45.58 | Tommy Townsend | 2022 |
| 41.11 | Dustin Colquitt | 2017 |
| 40.84 | Dustin Colquitt | 2015 |
| 40.78 | Dustin Colquitt | 2009 |
| 40.78 | Dustin Colquitt | 2012 |
| Highest Net Punting Average, Game (4 Punts) | | |
| 54.33 | Tommy Townsend vs. Green Bay | Nov. 7, 2021 |
| 52.50 | Dustin Colquitt vs. Denver | Sept. 15, 2015 |
| 52.20 | Dustin Colquitt at L.A. Chargers | Sept. 9, 2018 |
| 52.00 | Dustin Colquitt at Indianapolis | Oct. 10, 2010 |
| 51.86 | Dustin Colquitt at Oakland | Dec. 16, 2012 |

PUNTS BLOCKED

| | | |
|---------------------------------------------|-----------------------|---------------|
| Most Consecutive Punts, None Blocked | | |
| 458 | Dustin Colquitt | 2013-19 |
| 377 | Louie Aguiar | 1994-98 |
| 256 | Jerrel Wilson | 1968-71 |
| 233 | Jim Arnold | 1983-85 |
| Punts Had Blocked, Career | | |
| 12 | Jerrel Wilson | 1963-77 |
| 5 | Dustin Colquitt | 2005-19 |
| 2 | Bob Grupp | 1979-81 |
| 2 | Jim Arnold | 1983-85 |
| 2 | Bryan Barker | 1990-93 |
| 2 | Daniel Pope | 1999 |
| Punts Had Blocked, Season | | |
| 2 | Jerrel Wilson | 1974 |
| 2 | Jim Arnold | 1985 |
| 2 | Daniel Pope | 1999 |
| Punts Had Blocked, Game | | |
| 2 | Jim Arnold vs. Denver | Oct. 27, 1985 |

INSIDE THE 20

| | | |
|-----------------------------------------|-----------------|---------|
| Most Punts Inside the 20, Career | | |
| 462 | Dustin Colquitt | 2005-19 |
| 117 | Louie Aguiar | 1994-98 |
| 62 | Bryan Barker | 1990-93 |
| 62 | Tommy Townsend | 2020-22 |
| 58 | Jim Arnold | 1983-85 |
| Most Punts Inside the 20, Season | | |

CHIEFS INDIVIDUAL RECORDS

| | | |
|----|-----------------|------|
| 45 | Dustin Colquitt | 2012 |
| 41 | Dustin Colquitt | 2009 |
| 38 | Dustin Colquitt | 2016 |
| 37 | Dustin Colquitt | 2015 |
| 35 | Dustin Colquitt | 2013 |

PUNT RETURNS

Most Punt Returns, Career

| | | |
|-----|------------------|---------|
| 220 | J.T. Smith | 1979-84 |
| 188 | Dante Hall | 2000-06 |
| 181 | Tamarick Vanover | 1995-99 |
| 105 | Javier Arenas | 2010-12 |
| 86 | Ed Podolak | 1969-77 |
| 86 | Tyreek Hill | 2016-21 |

Most Punt Returns, Season

| | | |
|----|------------------|------|
| 58 | J.T. Smith | 1979 |
| 58 | Dexter McCluster | 2013 |
| 51 | Tamarick Vanover | 1995 |
| 51 | Tamarick Vanover | 1999 |
| 50 | J.T. Smith | 1981 |

Most Punt Returns, Game

| | | |
|---|----------------------------------|----------------|
| 8 | Ed Podolak vs. San Diego | Nov. 10, 1974 |
| 8 | De'Anthony Thomas vs. Oakland | Dec. 14, 2014 |
| 7 | J.T. Smith vs. Baltimore | Sept. 2, 1979 |
| 7 | J.T. Smith vs. N.Y. Giants | Oct. 21, 1979 |
| 7 | Tamarick Vanover vs. Detroit | Sept. 26, 1999 |
| 7 | Tamarick Vanover at Denver | Dec. 5, 1999 |
| 7 | Eddie Drummond at Oakland | Oct. 21, 2007 |
| 7 | Dexter McCluster at Jacksonville | Sept. 8, 2013 |
| 7 | Dexter McCluster at Washington | Dec. 8, 2013 |

Most Seasons Leading League

| | | |
|---|------------|---------|
| 2 | J.T. Smith | 1979-80 |
|---|------------|---------|

PUNT RETURN YARDS

Most Punt Return Yards, Career

| | | |
|-------|------------------|---------|
| 2,322 | J.T. Smith | 1979-84 |
| 1,930 | Tamarick Vanover | 1995-99 |
| 1,882 | Dante Hall | 2000-06 |
| 1,029 | Javier Arenas | 2010-12 |
| 1,009 | Tyreek Hill | 2016-21 |
| 959 | Dexter McCluster | 2010-13 |

Most Punt Return Yards, Season

| | | |
|-----|------------------|------|
| 686 | Dexter McCluster | 2013 |
| 640 | Tamarick Vanover | 1999 |
| 612 | J.T. Smith | 1979 |
| 592 | Tyreek Hill | 2016 |
| 581 | J.T. Smith | 1980 |

Most Punt Return Yards, Game

| | | |
|-----|----------------------------------|----------------|
| 177 | Dexter McCluster at Washington | Dec. 8, 2013 |
| 156 | De'Anthony Thomas vs. Oakland | Dec. 14, 2014 |
| 141 | J.T. Smith vs. Oakland | Sept. 23, 1979 |
| 130 | Tamarick Vanover vs. New Orleans | Dec. 21, 1997 |
| 128 | Dante Hall vs. Arizona | Dec. 1, 2002 |

Longest Punt Return (All TDs)

| | | |
|----|----------------------------------|----------------|
| 95 | Tyreek Hill at San Diego | Jan. 1, 2017 |
| 94 | Dexter McCluster vs. San Diego | Sept. 13, 2010 |
| 93 | Dante Hall vs. Denver | Oct. 5, 2003 |
| 91 | Tyreek Hill at L.A. Chargers | Sept. 9, 2018 |
| 90 | Dante Hall vs. Arizona | Dec. 1, 2002 |
| 89 | Dexter McCluster vs. N.Y. Giants | Sept. 29, 2013 |

Most Seasons Leading League

| | | |
|---|--------------|------|
| 1 | Abner Haynes | 1960 |
| 1 | Noland Smith | 1968 |
| 1 | Ed Podolak | 1970 |
| 1 | J.T. Smith | 1980 |
| 1 | Dante Hall | 2003 |
| 1 | Tyreek Hill | 2016 |

Highest Punt Return Average, Career (50 returns)

| | | |
|-------|------------------------------|---------|
| 12.14 | Dexter McCluster (79-959) | 2010-13 |
| 11.73 | Tyreek Hill (86-1,009) | 2016-21 |
| 11.11 | Noland Smith (53-589) | 1967-69 |
| 10.87 | Abner Haynes (54-587) | 1960-64 |
| 10.66 | Tamarick Vanover (181-1,930) | 1995-99 |
| 10.60 | J.T. Smith (216-2,289) | 1978-84 |

Highest Punt Return Average, Season (12 returns)

| | | |
|-------|---------------------------|------|
| 16.28 | Dante Hall (29-472) | 2003 |
| 15.54 | Dexter McCluster (13-202) | 2010 |
| 15.36 | Abner Haynes (14-215) | 1960 |
| 15.18 | Tyreek Hill (39-592) | 2016 |
| 15.00 | Noland Smith (18-270) | 1968 |

Highest Punt Return Average, Game (3 returns)

| | | |
|-------|--------------------------------------|----------------|
| 35.00 | D. Hall vs. Denver (3-105) | Oct. 5, 2003 |
| 33.33 | D. McCluster vs. San Diego (3-100) | Sept. 13, 2010 |
| 28.67 | M. Garrett at Buffalo (3-86) | Sept. 11, 1966 |
| 28.67 | N. Smith vs. N.Y. Jets (3-86) | Sept. 15, 1968 |
| 28.25 | D. McCluster vs. N.Y. Giants (4-113) | Sept. 29, 2013 |

PUNT RETURN TOUCHDOWNS

Most Punt Return Touchdowns, Career

| | | |
|---|------------------|---------|
| 5 | Dante Hall | 2000-06 |
| 4 | J.T. Smith | 1979-84 |
| 4 | Tamarick Vanover | 1995-99 |
| 4 | Tyreek Hill | 2016-21 |

Most Punt Return Touchdowns, Season

| | | |
|---|------------------|------|
| 2 | J.T. Smith | 1979 |
| 2 | J.T. Smith | 1980 |
| 2 | Dale Carter | 1992 |
| 2 | Tamarick Vanover | 1999 |
| 2 | Dante Hall | 2002 |
| 2 | Dante Hall | 2003 |
| 2 | Dexter McCluster | 2013 |
| 2 | Tyreek Hill | 2016 |

Most Punt Return Touchdowns, Game

| | | |
|---|-----------------------------------------|---------------|
| 1 | 29 times, Last; Mecole Hardman at Miami | Dec. 13, 2020 |
|---|-----------------------------------------|---------------|

KICKOFF RETURNS

Most Kickoff Returns, Career

| | | |
|-----|------------------|---------|
| 360 | Dante Hall | 2000-06 |
| 212 | Tamarick Vanover | 1995-99 |
| 84 | Dave Grayson | 1961-64 |
| 72 | Knile Davis | 2013-16 |
| 68 | Noland Smith | 1967-69 |

Most Kickoff Returns, Season

| | | |
|----|------------|------|
| 68 | Dante Hall | 2004 |
| 65 | Dante Hall | 2005 |
| 57 | Dante Hall | 2002 |
| 57 | Dante Hall | 2003 |
| 53 | Dante Hall | 2006 |

Most Kickoff Returns, Game

| | | |
|---|--------------------------|----------------|
| 9 | Noland Smith vs. Oakland | Nov. 23, 1967 |
| 9 | Paul Palmer at Seattle | Sept. 20, 1987 |

KICKOFF RETURN YARDS

Most Kickoff Return Yards, Career

| | | |
|-------|------------------|---------|
| 8,644 | Dante Hall | 2000-06 |
| 5,099 | Tamarick Vanover | 1995-99 |
| 2,231 | Dave Grayson | 1961-64 |
| 1,942 | Knile Davis | 2013-16 |
| 1,822 | Noland Smith | 1967-69 |
| 1,326 | Abner Haynes | 1960-64 |

Most Kickoff Return Yards, Season

| | | |
|-------|------------------|------|
| 1,718 | Dante Hall | 2004 |
| 1,560 | Dante Hall | 2005 |
| 1,478 | Dante Hall | 2003 |
| 1,354 | Dante Hall | 2002 |
| 1,308 | Tamarick Vanover | 1997 |

Most Kickoff Return Yards, Game (All 200+)

| | | |
|-----|-----------------------------|----------------|
| 251 | Jon Vaughn at Miami | Dec. 12, 1994 |
| 244 | Noland Smith at San Diego | Oct. 15, 1967 |
| 234 | Dante Hall vs. Philadelphia | Oct. 2, 2005 |
| 233 | Dante Hall vs. San Diego | Nov. 28, 2004 |
| 221 | Paul Palmer at Seattle | Sept. 20, 1987 |
| 206 | Noland Smith vs. Oakland | Nov. 23, 1967 |

Longest Kickoff Return (All TDs)

| | | |
|-----|----------------------------------|----------------|
| 108 | Knile Davis vs. Denver | Dec. 1, 2013 |
| 106 | Noland Smith at Denver | Dec. 17, 1967 |
| 104 | Mecole Hardman vs. L.A. Chargers | Dec. 29, 2019 |
| 102 | Byron Pringle at Denver | Oct. 25, 2020 |
| 100 | Dante Hall vs. Pittsburgh | Sept. 14, 2003 |
| 99 | Dave Grayson at Denver | Sept. 7, 1963 |
| 99 | Tamarick Vanover at Seattle | Sept. 3, 1995 |
| 99 | Knile Davis vs. St. Louis | Oct. 26, 2014 |
| 97 | Boyce Green at Pittsburgh | Dec. 21, 1986 |
| 97 | Tamarick Vanover at Denver | Oct. 27, 1996 |
| 97 | Dante Hall at Baltimore | Sept. 28, 2003 |
| 97 | Dante Hall vs. Denver | Dec. 19, 2004 |
| 97 | Jamaal Charles vs. Pittsburgh | Nov. 22, 2009 |

Most Seasons Leading League

| | | |
|---|--------------|------|
| 1 | Dave Grayson | 1961 |
|---|--------------|------|

Highest Kickoff Return Average, Career (50 returns)

CHIEFS INDIVIDUAL RECORDS

| | | |
|-------|------------------------------|---------|
| 26.97 | Knile Davis (72-1,942) | 2013-16 |
| 26.79 | Noland Smith (68-1,822) | 1967-69 |
| 26.56 | Dave Grayson (84-2,231) | 1961-64 |
| 25.17 | Abner Haynes (52-1,309) | 1960-64 |
| 24.43 | Jamaal Charles (51-1,246) | 2008-16 |
| 24.05 | Tamarick Vanover (212-5,099) | 1995-99 |

Highest Kickoff Return Average, Season (15 returns)

| | | |
|-------|-------------------------|------|
| 30.06 | Quintin Demps (33-992) | 2013 |
| 28.31 | Dave Grayson (16-453) | 1961 |
| 28.30 | Larry Marshall (23-651) | 1972 |
| 29.71 | Dave Grayson (18-535) | 1962 |

Highest Kickoff Return Average, Game (3 returns)

| | | |
|-------|-------------------------------------|----------------|
| 48.67 | Dante Hall vs. Pittsburgh (3-146) | Sept. 14, 2003 |
| 45.00 | Tremon Smith at New England (4-180) | Oct. 14, 2018 |
| 44.67 | Dante Hall vs. St. Louis (3-134) | Dec. 8, 2002 |
| 44.33 | Paul Palmer vs. Seattle (3-133) | Dec. 27, 1987 |
| 40.67 | Noland Smith at San Diego (6-244) | Oct. 15, 1967 |
| 40.33 | L. Williams vs. Cincinnati (3-121) | Nov. 21, 1976 |
| 40.33 | Dante Hall at Baltimore (3-121) | Sept. 28, 2003 |

KICKOFF RETURN TOUCHDOWNS

Most Kickoff Return Touchdowns, Career

| | | |
|---|------------------|---------|
| 6 | Dante Hall | 2000-06 |
| 4 | Tamarick Vanover | 1995-99 |
| 2 | Paul Palmer | 1987-88 |
| 2 | Knile Davis | 2013-16 |

Most Kickoff Return Touchdowns, Season

| | | |
|---|------------------|------|
| 2 | Paul Palmer | 1987 |
| 2 | Tamarick Vanover | 1995 |
| 2 | Dante Hall | 2003 |
| 2 | Dante Hall | 2004 |

Most Kickoff Return Touchdowns, Game

| | | |
|---|--------------------------------|---------------|
| 1 | 25 times | |
| | Last: Byron Pringle vs. Denver | Oct. 25, 2020 |

FUMBLES

Most Opponents Fumbles Forced, Career

| | | |
|----|-----------------|--------------|
| 45 | Derrick Thomas | 1989-99 |
| 33 | Tamba Hali | 2006-17 |
| 29 | Neil Smith | 1988-96 |
| 23 | Derrick Johnson | 2005-17 |
| 14 | Justin Houston | 2011-18 |
| 13 | Kevin Ross | 1984-93, '97 |
| 13 | Jared Allen | 2004-07 |

Most Opponents Fumbles Forced, Season

| | | |
|---|----------------|------|
| 8 | Derrick Thomas | 1992 |
| 7 | Jared Allen | 2005 |
| 7 | Dee Ford | 2018 |
| 6 | Derrick Thomas | 1990 |
| 6 | Derrick Thomas | 1994 |
| 6 | Tamba Hali | 2006 |

Most Fumbles Forced, Rookie, Season

| | | |
|---|-------------|------|
| 6 | Tamba Hali | 2006 |
| 4 | Kevin Ross | 1984 |
| 4 | Tim Cofield | 1986 |

INTERCEPTIONS

Most Seasons, Leading League

| | | |
|---|-----------------|-----------|
| 2 | Johnny Robinson | 1966, '70 |
| 2 | Emmitt Thomas | 1969, '74 |

Most Interceptions By, Career

| | | |
|----|-----------------|---------|
| 58 | Emmitt Thomas | 1966-78 |
| 57 | Johnny Robinson | 1960-71 |
| 50 | Deron Cherry | 1981-91 |
| 39 | Gary Barbaro | 1976-82 |
| 38 | Albert Lewis | 1983-93 |

Most Interceptions By, Season

| | | |
|----|-----------------|------|
| 12 | Emmitt Thomas | 1974 |
| 10 | Johnny Robinson | 1966 |
| 10 | Bobby Hunt | 1966 |
| 10 | Johnny Robinson | 1970 |
| 10 | Gary Barbaro | 1980 |
| 9 | Emmitt Thomas | 1969 |
| 9 | Deron Cherry | 1986 |

Most Interceptions By, Rookie, Season

| | | |
|---|---------------|------|
| 8 | Marcus Peters | 2015 |
| 8 | Bobby Hunt | 1962 |
| 7 | Dale Carter | 1992 |
| 6 | Kevin Ross | 1984 |

| | | |
|---|----------------------------------|------|
| 4 | Bobby Ply | 1962 |
| 4 | Emmitt Thomas | 1967 |
| 4 | Lloyd Burruss | 1981 |
| 4 | Albert Lewis | 1983 |
| 4 | Eric Berry | 2010 |
| 3 | 14 players; Last L. Sneed (2020) | |

Most Interceptions By, Game

| | | |
|----|------------------------------|----------------|
| *4 | Bobby Ply vs. San Diego | Dec. 16, 1962 |
| 4 | Bobby Hunt vs. Houston | Oct. 4, 1964 |
| 4 | Deron Cherry vs. Seattle | Sept. 29, 1985 |
| 3 | Bobby Ply vs. Denver | Dec. 9, 1962 |
| 3 | Johnny Robinson at Baltimore | Sept. 28, 1970 |
| 3 | Albert Lewis vs. Atlanta | Dec. 8, 1985 |
| 3 | Lloyd Burruss vs. San Diego | Oct. 19, 1986 |
| 3 | Albert Lewis vs. Atlanta | Sept. 1, 1991 |
| 3 | Greg Wesley vs. Miami | Sept. 29, 2002 |
| 3 | Greg Wesley vs. New England | Nov. 27, 2005 |

*NFL RECORD

Most Consecutive Games, Passes Intercepted By

| | | |
|---|-------------|------|
| 6 | Eric Harris | 1980 |
|---|-------------|------|

INTERCEPTION RETURN YARDS

Most Interception Return Yards, Career

| | | |
|-----|---------------------------|---------|
| 938 | Emmitt Thomas (58 INTs) | 1966-78 |
| 771 | Gary Barbaro (39 INTs) | 1975-82 |
| 741 | Johnny Robinson (57 INTs) | 1960-71 |
| 688 | Deron Cherry (50 INTs) | 1981-91 |
| 674 | Bobby Hunt (37 INTs) | 1962-67 |

Most Interception Return Yards, Season

| | | |
|-----|--------------------------|------|
| 280 | Marcus Peters (8 INTs) | 2015 |
| 274 | Mark McMillian (8 INTs) | 1997 |
| 228 | Bobby Hunt (6 INTs) | 1963 |
| 214 | Emmitt Thomas (12 INTs) | 1974 |
| 193 | Lloyd Burruss (5 INTs) | 1986 |
| 175 | Derrick Johnson (3 INTs) | 2009 |

Most Interception Return Yards Gained, Game

| | | |
|-----|---------------------------------------|---------------|
| 121 | Lloyd Burruss vs. San Diego (3 INTs) | Oct. 19, 1986 |
| 118 | Brandon Flowers at N.Y. Jets (2 INTs) | Oct. 26, 2008 |
| 108 | Bobby Ply vs. San Diego (4 INTs) | Dec. 16, 1962 |
| 105 | Derrick Johnson vs. Denver (2 INTs) | Jan. 3, 2010 |
| 102 | Gary Barbaro vs. Seattle (1 INT) | Dec. 11, 1977 |

Longest Interception Return

| | | |
|-----|----------------------------------------|----------------|
| 102 | Gary Barbaro vs. Seattle | Dec. 11, 1977 |
| 100 | Tim Collier at Oakland | Dec. 18, 1977 |
| 100 | Sean Smith at Buffalo | Nov. 3, 2013 |
| 99 | Dave Grayson vs. N.Y. Titans | Dec. 17, 1961 |
| 99 | Kevin Ross at San Diego | Sept. 6, 1992 |
| 99 | Jaylen Watson vs. Los Angeles Chargers | Sept. 15, 2022 |

INTERCEPTION RETURN TOUCHDOWNS

Most Interception Return Touchdowns, Career

| | | |
|---|-----------------|---------|
| 6 | Bobby Bell | 1963-74 |
| 5 | Emmitt Thomas | 1966-78 |
| 5 | Jim Kearney | 1967-75 |
| 5 | Eric Berry | 2010-17 |
| 4 | Lloyd Burruss | 1981-91 |
| 4 | Derrick Johnson | 2005-17 |
| 4 | Daniel Sorensen | 2014-21 |

Most Interception Return Touchdowns, Season

| | | |
|----|-------------------|------|
| *4 | Jim Kearney | 1972 |
| 3 | Lloyd Burruss | 1986 |
| 3 | Mark McMillian | 1997 |
| 2 | Sherrill Headrick | 1961 |
| 2 | Emmitt Thomas | 1974 |
| 2 | Charles Mincy | 1992 |
| 2 | Jerome Woods | 1993 |
| 2 | Derrick Johnson | 2009 |
| 2 | Eric Berry | 2013 |
| 2 | Marcus Peters | 2015 |
| 2 | Eric Berry | 2016 |

*NFL RECORD

Most Interception Return Touchdowns, Game

| | | |
|----|-----------------------------|---------------|
| *2 | Jim Kearney at Denver | Oct. 1, 1972 |
| 2 | Lloyd Burruss vs. San Diego | Oct. 19, 1986 |
| 2 | Derrick Johnson at Denver | Jan. 3, 2010 |

*NFL RECORD

SACKS

Most Sacks, Career (All 50.0+)

CHIEFS INDIVIDUAL RECORDS

| | | |
|-------|----------------|-----------------|
| 126.5 | Derrick Thomas | 1989-99 |
| 89.5 | Tamba Hali | 2006-17 |
| 85.5 | Neil Smith | 1988-96 |
| 78.5 | Justin Houston | 2011-18 |
| 73.0 | Art Still | 1978-87 |
| 65.0 | Chris Jones | 2016-22 |
| 51.0 | Mike Bell | 1979-85, '87-91 |

Most Sacks, Season

| | | |
|------|----------------|------|
| 22.0 | Justin Houston | 2014 |
| 20.0 | Derrick Thomas | 1990 |
| 15.5 | Jared Allen | 2007 |
| 15.5 | Chris Jones | 2018 |
| 15.5 | Chris Jones | 2022 |
| 15.0 | Neil Smith | 1993 |

Most Sacks, Consecutive Seasons

| | | |
|------|-----------------------------|---------|
| 33.5 | Derrick Thomas (20.0, 13.5) | 1990-91 |
| 33.0 | Justin Houston (11.0, 22.0) | 2013-14 |
| 30.0 | Derrick Thomas (10.0, 20.0) | 1989-90 |
| 29.5 | Neil Smith (14.5, 15.0) | 1992-93 |
| 29.5 | Justin Houston (22.0, 7.5) | 2014-15 |
| 28.0 | Derrick Thomas (13.5, 14.5) | 1991-92 |
| 26.5 | Neil Smith (15.0, 11.5) | 1993-94 |
| 26.5 | Tamba Hali (14.5, 12.0) | 2010-11 |

Most Sacks, Rookie, Season

| | | |
|------|------------------|------|
| 10.0 | Derrick Thomas | 1989 |
| 9.0 | Jared Allen | 2004 |
| 8.0 | Tamba Hali | 2006 |
| 6.5 | Art Still | 1978 |
| 6.0 | George Karlaftis | 2022 |

Most Sacks, Game

| | | |
|------|--------------------------------|----------------|
| *7.0 | Derrick Thomas vs. Seattle | Nov. 11, 1990 |
| 6.0 | Derrick Thomas vs. Oakland | Sept. 6, 1998 |
| 4.5 | Justin Houston at Philadelphia | Sept. 19, 2013 |
| 4.0 | Wilbur Young at San Diego | Oct. 19, 1975 |
| 4.0 | Art Still at Oakland | Oct. 5, 1980 |
| 4.0 | Derrick Thomas vs. Buffalo | Oct. 7, 1991 |
| 4.0 | Derrick Thomas vs. San Diego | Nov. 8, 1992 |
| 4.0 | Neil Smith vs. L.A. Raiders | Oct. 3, 1993 |
| 4.0 | Justin Houston vs. San Diego | Dec. 28, 2014 |

*NFL RECORD

Most Sack Yards, Career

| | | |
|-------|----------------|---------|
| 699.0 | Derrick Thomas | 1989-99 |
| 591.5 | Tamba Hali | 2006-17 |
| 506.5 | Neil Smith | 1988-96 |
| 457.0 | Chris Jones | 2016-22 |
| 452.0 | Justin Houston | 2011-18 |

Most Sack Yards, Season

| | | |
|-------|----------------|------|
| 127.0 | Neil Smith | 1993 |
| 122.0 | Chris Jones | 2018 |
| 114.5 | Neil Smith | 1992 |
| 113.0 | Derrick Thomas | 1992 |
| 111.0 | Jared Allen | 2007 |

Most Sack Yards, Game

| | | |
|------|-------------------------------|---------------|
| 36.0 | Derrick Thomas vs. San Diego | Nov. 8, 1992 |
| 36.0 | Derrick Thomas vs. Oakland | Sept. 6, 1998 |
| 35.0 | Neil Smith vs. Los Angeles | Oct. 3, 1993 |
| 34.0 | Vonnie Holliday vs. San Diego | Sept. 7, 2003 |
| 33.0 | Darren Mickell vs. Denver | Dec. 17, 1995 |

TACKLES

Most Tackles, Career

| | | |
|-------|-----------------|------------------|
| 1,262 | Derrick Johnson | 2005-17 |
| 999 | Gary Spani | 1978-86 |
| 992 | Art Still | 1978-87 |
| 927 | Deron Cherry | 1981-91 |
| 876 | Donnie Edwards | 1996-01, 2007-08 |
| 827 | Kevin Ross | 1984-93, '97 |

Most Tackles, Season

| | | |
|-----|-----------------|------|
| 180 | Nick Bolton | 2022 |
| 179 | Derrick Johnson | 2011 |
| 162 | Mike Maslowski | 2002 |
| 157 | Gary Spani | 1979 |
| 153 | Gary Spani | 1981 |

Most Tackles, Rookie, Season

| | | |
|-----|--------------|------|
| 144 | Gary Spani | 1978 |
| 140 | Dino Hackett | 1986 |
| 126 | Eric Berry | 2010 |
| 120 | Art Still | 1978 |
| 112 | Nick Bolton | 2021 |
| 101 | Greg Wesley | 2000 |

Most Tackles, Consecutive Seasons

| | | |
|-----|----------------------------|---------|
| 326 | Derrick Johnson (147, 179) | 2010-11 |
| 306 | Gary Spani (157, 149) | 1979-80 |
| 304 | Derrick Johnson (179, 125) | 2011-12 |
| 302 | Gary Spani (149, 153) | 1980-81 |
| 301 | Gary Spani (144, 157) | 1978-79 |

SPECIAL TEAM TACKLES

Most Special Teams Tackles, Career

| | | |
|-----|-----------------|---------|
| 148 | Gary Stills | 1999-05 |
| 147 | Greg Manusky | 1994-99 |
| 97 | Danan Hughes | 1993-98 |
| 96 | Tony Richardson | 1995-05 |
| 94 | Louis Cooper | 1985-90 |

Most Special Teams Tackles, Season

| | | |
|----|-----------------|------|
| 34 | Gary Stills | 2002 |
| 29 | Gary Stills | 2003 |
| 29 | Rich Scanlon | 2005 |
| 28 | Ken Jolly | 1984 |
| 27 | Albert Lewis | 1983 |
| 27 | Todd McNair | 1990 |
| 27 | Bennie Thompson | 1992 |
| 27 | Greg Manusky | 1999 |

Most Special Teams Tackles, Consecutive Seasons

| | | |
|----|--------------|---------|
| 63 | Gary Stills | 2002-03 |
| 54 | Gary Stills | 2003-04 |
| 52 | Gary Stills | 2001-02 |
| 51 | Greg Manusky | 1996-97 |
| 50 | Greg Manusky | 1998-99 |
| 50 | Gary Stills | 2004-05 |

BLOCKED KICKS

Most Opponents Punts Blocked, Career

| | | |
|----|-------------------|---------|
| 10 | Albert Lewis | 1983-93 |
| 3 | Bernard Pollard | 2006-08 |
| 2 | Ed Beckman | 1977-84 |
| 2 | Gary Green | 1977-83 |
| 2 | Sherrill Headrick | 1960-67 |
| 2 | Bernard Pollard | 2006 |
| 1 | D.J. Alexander | 2015 |

Most Opponents Punts Blocked, Season

| | | |
|---|-------------------|------|
| 4 | Albert Lewis | 1990 |
| 3 | Albert Lewis | 1986 |
| 2 | Sherrill Headrick | 1963 |
| 2 | Bernard Pollard | 2006 |

Most Opponents Punts Blocked, Game

| | | |
|---|------------------------------|--------------|
| 2 | Sherrill Headrick vs. Denver | Dec. 8, 1963 |
|---|------------------------------|--------------|

Longest Return of Blocked Field Goal

| | | |
|---------|-----------------------------|---------------|
| 78 (TD) | Lloyd Burruss at Pittsburgh | Dec. 21, 1986 |
| 65 (TD) | Kevin Ross at Cincinnati | Dec. 6, 1987 |

The following individual records relate solely to service with the Chiefs. They include National Football League regular-season statistics only - with the exception of those single-game records marked by "*" or "**".

TEAM RECORDS

GAMES WON

Most Consecutive Games Won

| | |
|----|----------------------------------------------------------------|
| 11 | 2015-16 |
| 10 | 2019-20, 2020 |
| 9 | 2003, 2013, 2017-18 |
| 8 | 2021 |
| 7 | 1968-69, 1969, 1995, 1997-98, 2016-17 |
| 6 | 1968, 1997 |
| 5 | 1961-62, 1966-67, 1971, 1984-85, 2014, 2016, 2018-19, 2022 (2) |

Most Consecutive Games Won, Single Season

| | |
|----|----------------------------------------------|
| 10 | 2015, 2020 |
| 9 | 2003, 2013 |
| 8 | 2021 |
| 7 | 1969, 1995 |
| 6 | 1968, 1997, 2019 |
| 5 | 1968, 1971, 2014, 2016, 2017, 2018, 2022 (2) |

Most Consecutive Games Won, Start of Season

| | |
|---|------------------------------|
| 9 | 2003, 2013 |
| 5 | 2017, 2018 |
| 4 | 1996, 2018, 2019, 2020 |
| 3 | 1962, 1966, 1994, 1995, 2010 |

Most Consecutive Games Won, End of Season

| | |
|----|------------------------------------------------|
| 10 | 2015 |
| 6 | 1997, 2019 |
| 5 | 1968, 2022 |
| 4 | 2017, 2018 |
| 3 | 1960, 1963, 1966, 1967, 1971, 1972, 1984, 1986 |

Most Consecutive Home Games Won

| | |
|----|------------------|
| 13 | 2002-03 |
| 11 | 1994-96, 1997-98 |
| 10 | 1968-69, 2015-16 |
| 9 | 1970-71, 2017-18 |

Most Consecutive Road Games Won

| | |
|----|------------------|
| 11 | 2019-20 |
| 9 | 1966-67, 2016-17 |
| 6 | 1967-68 |
| 5 | 1968-69, 1971-72 |

GAMES LOST

Most Consecutive Games Lost

| | |
|----|---------------|
| 12 | 2007-08 |
| 9 | 1987, 2008-09 |
| 8 | 1975-76, 2012 |
| 7 | 1985, 2008 |

Most Consecutive Games Lost, Start of Season

| | |
|---|------------------------|
| 5 | 1977, 2009 |
| 4 | 1976, 1980 |
| 3 | 1975, 2004, 2008, 2011 |

Most Consecutive Games Lost, End of Season

| | |
|---|------------------|
| 9 | 2007 |
| 6 | 1977 |
| 4 | 1975, 2008, 2012 |

Most Consecutive Home Games Lost

| | |
|----|------------------|
| 10 | 2008-09 |
| 8 | 1974-75 |
| 7 | 1975-76, 2011-12 |
| 6 | 1977-78, 2007-08 |

Most Consecutive Road Games Lost

| | |
|---|---------------------|
| 9 | 2007-08 |
| 8 | 1978-79, 1985-86 |
| 6 | 1988, 2008-09, 2012 |

SCORING

POINTS

Most Points, Season (All 400+)

| | |
|-----|------|
| 565 | 2018 |
| 496 | 2022 |
| 484 | 2003 |
| 483 | 2004 |
| 480 | 2021 |
| 473 | 2020 |
| 467 | 2002 |
| 451 | 2019 |
| 448 | 1966 |
| 430 | 2013 |

| | |
|-----|------|
| 415 | 2017 |
| 408 | 1967 |
| 405 | 2015 |
| 403 | 2005 |

Highest Scoring Average, Season

| | |
|------|------------------------|
| 35.3 | 2018 (565 in 16 games) |
| 32.0 | 1966 (448 in 14 games) |
| 30.3 | 2003 (484 in 16 games) |
| 30.2 | 2004 (483 in 16 games) |
| 29.6 | 2020 (473 in 16 games) |

Most Points, Consecutive Seasons

| | |
|-------|--------------------|
| 1,016 | 2018-19 (565, 451) |
| 980 | 2017-18 (415, 565) |
| 976 | 2021-22 (480, 496) |
| 967 | 2003-04 (484, 483) |
| 953 | 2020-21 (473, 480) |

Fewest Points, Season

| | |
|-----|----------------|
| 176 | 1982 (9 games) |
| 211 | 2012 |
| 212 | 2011 |
| 225 | 1977 |
| 226 | 2007 |

Lowest Scoring Average, Season

| | |
|------|------------------------|
| 13.2 | 2012 (211 in 16 games) |
| 13.3 | 2011 (212 in 16 games) |
| 14.1 | 2007 (226 in 16 games) |
| 14.9 | 1979 (238 in 16 games) |
| 15.2 | 1978 (243 in 16 games) |
| 15.9 | 1988 (254 in 16 games) |

Largest Scoring Differential, Season

| | |
|-----|------------------|
| 201 | 1968 (371 - 170) |
| 182 | 1969 (359 - 177) |
| 176 | 1966 (448 - 276) |
| 156 | 1962 (369 - 233) |
| 154 | 1967 (408 - 254) |

Most 40-Point Games, Season

| | |
|---|------------------------------------------------------|
| 5 | 2003, 2018 |
| 4 | 1966, 2002, 2004 |
| 3 | 1961, 1962, 1963, 1964, 1967, 2021, 2022 |
| 2 | 1965, 1968, 1983, 2000, 2010, 2013, 2017, 2019, 2020 |

Most 30-Point Games, Season

| | |
|----|------------------------------------------------------------|
| 12 | 2018 |
| 9 | 2020, 2021 |
| 8 | 1966, 2002, 2004, 2022 |
| 7 | 1999, 2003, 2019 |
| 6 | 1960, 1967, 2010 |
| 5 | 1962, 1965, 1968, 1983, 1994, 2005, 2006, 2015, 2016, 2017 |

Most Points Scored, Game

| | | |
|----|--------------------------|---------------|
| 59 | at Denver | Sept. 7, 1963 |
| 56 | at Denver | Oct. 23, 1966 |
| 56 | vs. Atlanta | Oct. 24, 2004 |
| 56 | at Oakland | Dec. 15, 2013 |
| 54 | vs. St. Louis | Oct. 22, 2000 |
| 52 | 4 times; Last vs. Denver | Oct. 29, 1967 |

Largest Margin of Victory, Game

| | | |
|----|------------------------------------|---------------|
| 52 | Kansas City (59) at Denver (7) | Sept. 7, 1963 |
| 49 | Kansas City (49) vs. Arizona (0) | Dec. 1, 2002 |
| 48 | Kansas City (48) vs. N.Y. Jets (0) | Dec. 22, 1963 |
| 46 | Kansas City (56) vs. Denver (10) | Oct. 16, 1966 |
| 46 | Kansas City (56) vs. Atlanta (10) | Oct. 24, 2004 |

Most Points, Both Teams, Game

| | | |
|-----|----------------------------|--------------------|
| 105 | KC (51) at LAR (54) | Nov. 19, 2018 |
| 99 | KC (48) at Seattle (51) | Nov. 27, 1983 (OT) |
| 88 | KC (49) vs. Denver (39) | Nov. 1, 1964 |
| 88 | KC (54) vs. St. Louis (34) | Oct. 22, 2000 |

Fewest Points, Both Teams, Game

| | | |
|----|--------------------------|---------------|
| 3 | KC (0) at Tampa Bay (3) | Dec. 16, 1979 |
| 9 | KC (3) vs. Cleveland (6) | Sept. 4, 1988 |
| 10 | KC (7) at Denver (3) | Jan. 1, 2012 |
| 12 | KC (6) vs. St. Louis (6) | Nov. 22, 1970 |
| 12 | KC (3) at Miami (9) | Oct. 20, 1974 |

TEAM RECORDS

Most Points Shutout Victory, Game

| | | |
|----|-------------------|----------------|
| 49 | vs. Arizona | Dec. 1, 2002 |
| 48 | vs. N.Y. Jets | Dec. 22, 1963 |
| 41 | vs. Miami | Oct. 8, 1967 |
| 41 | vs. San Francisco | Oct. 1, 2006 |
| 34 | vs. Boston | Dec. 11, 1960 |
| 34 | vs. Houston | Nov. 26, 1989 |
| 34 | vs. Cleveland | Sept. 30, 1990 |
| 34 | vs. San Diego | Oct. 31, 1999 |

Fewest Points, Shutout Victory, Game

| | | |
|----|-------------------|----------------|
| 14 | vs. Baltimore | Sept. 2, 1979 |
| 16 | vs. Denver | Dec. 6, 1970 |
| 17 | vs. L.A. Chargers | Sept. 25, 1960 |

Largest Fourth-Quarter Comebacks

| | Opponent | Deficit | Final | Date |
|----|-----------------|---------|------------|----------------|
| 17 | at Green Bay | 14-31 | 40-34 (OT) | Oct. 12, 2003 |
| 17 | vs. San Diego | 10-27 | 33-27 (OT) | Sept. 11, 2016 |
| 14 | at N.Y. Jets | 3-17 | 17-17 (OT) | Oct. 2, 1988 |
| 14 | vs. N.Y. Giants | 3-17 | 20-17 (OT) | Sept. 10, 1995 |
| 14 | at Oakland | 20-34 | 37-34 | Nov. 28, 1999 |
| 14 | at Carolina | 3-17 | 20-17 | Nov. 13, 2016 |

Largest Second-Half Comebacks

| | Opponent | Deficit | Final | Date |
|----|-----------------|---------|------------|----------------|
| 21 | vs. San Diego | 3-24 | 33-27 (OT) | Sept. 11, 2016 |
| 18 | at New Orleans | 6-24 | 27-24 | Sept. 23, 2012 |
| 17 | at Buffalo | 10-27 | 27-27 | Sept. 22, 1963 |
| 17 | at Oakland | 0-17 | 28-17 | Oct. 25, 1981 |
| 17 | at Green Bay | 14-31 | 40-34 (OT) | Oct. 12, 2003 |
| 16 | at San Diego | 0-16 | 24-23 | Nov. 2, 1986 |
| 14 | at N.Y. Jets | 3-17 | 17-17 (OT) | Oct. 2, 1988 |
| 14 | vs. San Diego | 0-14 | 20-17 (OT) | Dec. 8, 1991 |
| 14 | vs. N.Y. Giants | 3-17 | 20-17 (OT) | Sept. 10, 1995 |
| 14 | at Oakland | 13-27 | 28-27 | Sept. 8, 1997 |
| 14 | at Oakland | 20-34 | 37-34 | Nov. 28, 1999 |
| 14 | at Carolina | 3-17 | 20-17 | Nov. 13, 2016 |

Most Consecutive Games Scoring

| | |
|-----|-----------|
| 179 | 1963-76 |
| 164 | 2012-22 |
| 139 | 1994-2002 |
| 91 | 1987-93 |
| 84 | 2003-08 |

Most Points, Two Consecutive Games

| | |
|-----|----------------------------------------|
| 104 | Oct. 23, 1966 - Oct. 30, 1966 (56, 48) |
| 101 | Dec. 8, 2013 - Dec. 15, 2013 (45, 56) |

Most First-Half Points, Game

| | | |
|----|-------------------|----------------|
| 42 | vs. Denver | Oct. 29, 1967 |
| 38 | at Miami | Sept. 28, 1968 |
| 38 | at Washington | Dec. 8, 2013 |
| 35 | vs. Arizona | Dec. 1, 2002 |
| 35 | vs. St. Louis | Dec. 8, 2002 |
| 35 | vs. Atlanta | Oct. 24, 2004 |
| 35 | at Oakland | Dec. 15, 2013 |
| 35 | vs. San Francisco | Sept. 23, 2018 |
| 35 | vs. Las Vegas | Dec. 12, 2021 |

Most First-Quarter Points, Season

| | |
|-----|------|
| 158 | 1966 |
| 147 | 2018 |
| 130 | 2021 |
| 124 | 2013 |
| 113 | 2004 |
| 112 | 2003 |

Most First-Quarter Points, Game

| | | |
|----|------------------------------|----------------|
| 24 | at Miami | Sept. 28, 1968 |
| 21 | 13 times, last at Pittsburgh | Sept. 16, 2018 |

Most Second-Quarter Points, Season

| | |
|-----|------------|
| 177 | 2019 |
| 172 | 2022 |
| 153 | 2003 |
| 150 | 2018 |
| 149 | 1997, 2020 |

Most Second-Quarter Points, Game

| | | |
|----|------------------|----------------|
| 28 | vs. Denver | Oct. 29, 1967 |
| 28 | vs. Pittsburgh | Oct. 18, 1971 |
| 28 | vs. Denver | Dec. 7, 1980 |
| 28 | vs. San Diego | Dec. 22, 1985 |
| 28 | at Washington | Sept. 30, 2001 |
| 28 | at Oakland | Sept. 15, 2019 |
| 24 | vs. Houston | Oct. 30, 1966 |
| 24 | vs. Indianapolis | Oct. 31, 2004 |

Most Second-Half Points, Game

| | | |
|----|----------------|---------------|
| 35 | at Denver | Oct. 23, 1966 |
| 35 | at Denver | Dec. 1, 1972 |
| 35 | at Tennessee | Dec. 13, 2004 |
| 34 | at Denver | Jan. 3, 2010 |
| 31 | at Denver | Sept. 7, 1963 |
| 31 | at New England | Oct. 14, 2018 |
| 30 | vs. Cleveland | Dec. 14, 1975 |

Most Third-Quarter Points, Season

| | |
|-----|------|
| 134 | 2018 |
| 110 | 2022 |
| 109 | 1963 |
| 107 | 2022 |
| 106 | 1964 |
| 105 | 1998 |
| 103 | 2019 |

Most Third-Quarter Points, Game

| | | |
|----|-------------------|---------------|
| 22 | vs. New York Jets | Nov. 5, 1967 |
| 22 | vs. Buffalo | Oct. 18, 1969 |
| 22 | vs. Oakland | Nov. 26, 1961 |
| 21 | at Buffalo | Nov. 6, 1960 |
| 21 | at Denver | Sept. 7, 1963 |
| 21 | at Denver | Oct. 1, 1972 |
| 21 | vs. Oakland | Oct. 3, 1977 |

Most Fourth-Quarter Points, Season

| | |
|-----|------------|
| 168 | 2002 |
| 140 | 2004 |
| 136 | 2020 |
| 131 | 2003, 2018 |
| 129 | 1962, 2021 |
| 127 | 1960 |

Most Fourth-Quarter Points, Game

| | | |
|----|----------------|---------------|
| 23 | at Buffalo | Nov. 2, 1969 |
| 23 | at Cleveland | Sept. 8, 2002 |
| 22 | at N.Y. Titans | Nov. 24, 1960 |
| 21 | at New England | Sept. 7, 2017 |
| 20 | at Green Bay | Oct. 12, 2003 |

TOUCHDOWNS

Most Touchdowns, Season

| | |
|----|------------------|
| 71 | 2018 |
| 63 | 2003 |
| 62 | 2004 |
| 61 | 2022 |
| 57 | 2002, 2020, 2021 |

Most Touchdowns, Consecutive Seasons

| | |
|-----|------------------|
| 125 | 2003-04 (63, 62) |
| 121 | 2018-19 (71, 50) |
| 120 | 2002-03 (57, 63) |
| 118 | 2021-22 (57, 61) |
| 114 | 2020-21 (57, 57) |

Fewest Touchdowns, Season

| | |
|----|----------------|
| 17 | 1982 (9 games) |
| 18 | 2012 |
| 20 | 2011 |
| 23 | 1973 |
| 24 | 1988, 2007 |

Most Touchdowns, Game

| | | |
|---|-----------------------------|---------------|
| 8 | at Denver | Sept. 7, 1963 |
| 8 | at Denver | Oct. 23, 1966 |
| 8 | vs. Atlanta | Oct. 24, 2004 |
| 8 | at Oakland | Dec. 15, 2013 |
| 7 | 12 times; Last at Tennessee | Dec. 13, 2004 |

Most Touchdowns, Both Teams, Game

| | | |
|----|-----------------------------------------|--------------------|
| 14 | Kansas City (7) at Los Angeles Rams (7) | Nov. 19, 2018 |
| 13 | Kansas City (7) at Seattle (6) | Nov. 27, 1983 (OT) |
| 13 | Kansas City (8) at Oakland (5) | Dec. 15, 2013 |
| 12 | Kansas City (7) vs. Denver (5) | Nov. 1, 1964 |
| 12 | Kansas City (7) vs. St. Louis (5) | Oct. 22, 2000 |
| 12 | Kansas City (7) at Tennessee (5) | Dec. 13, 2004 |

Most Consecutive Games Scoring Touchdowns

| | |
|----|---------|
| 96 | 1963-70 |
| 64 | 1997-01 |
| 60 | 2017-21 |
| 52 | 1960-63 |
| 35 | 1994-96 |
| 33 | 1976-78 |

Most Offensive Touchdowns, Season

TEAM RECORDS

66 2018
59 2022
58 2004
56 2003
53 2002, 2020, 2021

Fewest Offensive Touchdowns, Season

13 1982 (9 games)
17 2012
18 2011
21 1973, 1974
23 2007
24 1970, 1977, 1987, 1988
25 1979

Most Return Touchdowns, Season

11 1992, 1999, 2013
8 2016
7 1995, 1997, 2003

Most Defensive Touchdowns, Season

9 1999
8 1992
6 2013, 2015
5 1972, 1974, 1977
4 1960, 1967, 1981, 1986, 1995, 1997, 2016, 2018, 2021

Fewest Defensive Touchdowns, Season

0 1962, 1976, 1978, 1988, 2006, 2012
1 1961, 1975, 1976, 1989, 1998, 2001, 2002, 2007

Most Defensive Touchdowns, Game

3 vs. Denver Dec. 27, 1992
2 15 times, last at Baltimore Dec. 20, 2015

Most Interception Return TDs, Season

6 1992
5 1972, 1974, 1999, 2013
4 1960, 1986, 1997, 2015, 2016

Most Fumble Return TDs, Season

4 1999
3 1997, 1980, 1981, 2017
2 1989, 1991, 1992, 1993, 1995, 2013, 2019, 2021

Most Special Teams Touchdowns, Season

5 1986, 1987, 2013
4 1995, 2003, 2016
3 1969, 1992, 2002, 2009

Most Special Teams Touchdowns, Game

3 at Pittsburgh Dec. 21, 1986
2 vs. Cleveland Sept. 30, 1990
2 vs. St. Louis Dec. 8, 2002
2 at Washington Dec. 8, 2013

POINT AFTER TOUCHDOWNS

Most Points After Touchdown, Season

65 2018
58 2003, 2004
54 2002, 2020
52 2013
50 2021, 2022

Fewest Points After Touchdown, Season

17 1982 (9 games), 2012
20 2011
21 1973, 2007
23 1988

Most Points After Touchdown, Game

8 at Denver Sept. 8, 1963
8 at Denver Oct. 23, 1966
8 vs. Atlanta Oct. 24, 2004
8 at Oakland Dec. 15, 2013

Most Two-Point Attempts, Season

6 2001
5 1997, 2022
4 1961, 1994, 2008, 2015
3 1964, 1965, 1966, 1967, 1995, 2002, 2003, 2007, 2020, 2021

Most Two-Point Conversions, Season

3 1961, 1965, 1994, 2001, 2020, 2022
2 1966, 1967, 1997, 2015, 2016, 2021
1 12 times, Last; 2019

Most Two-Point Attempts, Game

2 vs. Buffalo Oct. 18, 1964
2 at Houston Oct. 24, 1965
2 at St. Louis Oct. 26, 1997
2 at Denver Nov. 14, 2010
2 at Greeb Bay Sept. 28, 2015
2 at Oakland Nov. 20, 2015

Most Two-Point Conversions, Game

2 at Houston Oct. 24, 1965

2 at St. Louis Oct. 26, 1997

FIELD GOALS

Most Field Goals Attempted, Season

45 2017
44 1971
42 1970
40 1968

Fewest Field Goals Attempted, Season

17 1964
18 1977
20 2003
22 1979, 2008

Most Field Goals Attempted, Game

7 vs. Buffalo Dec. 19, 1971
7 vs. Cincinnati Oct. 4, 2015
6 8 times; Last at New Orleans Sept. 23, 2012

Most Field Goals Attempted, Both Teams, Game

10 Kansas City (7) vs. Buffalo (3) Dec. 19, 1971
10 Kansas City (5) at San Diego (5) Oct. 29, 1972
10 Kansas City (6) vs. Denver (4) Dec. 16, 2001
10 Kansas City (5) vs. Denver (5) Sept. 28, 2008

Most Field Goals Made, Season

41 2017
34 1990, 2019
31 2016
30 1968, 1970, 2015
28 2012, 2021

Fewest Field Goals Made, Season

7 1961
8 1963, 1964
12 1979

Most Field Goals Made, Game

7 at Cincinnati Oct. 4, 2015
6 at New Orleans Sept. 23, 2012
5 at Buffalo Nov. 2, 1969
5 vs. Buffalo Dec. 7, 1969
5 vs. Buffalo Dec. 19, 1971
5 vs. L.A. Raiders Sept. 12, 1985
5 vs. Cincinnati Nov. 13, 1988
5 at Chicago Dec. 29, 1990
5 vs. Denver Sept. 20, 1993
5 vs. Minnesota Oct. 2, 2011
5 at Houston Oct. 8, 2017
5 vs. Denver Oct. 30, 2017
5 vs. Miami Dec. 24, 2017
5 vs. Denver Dec. 6, 2020

Most Field Goals Made, Both Teams, Game

*9 Kansas City (4) at San Diego (5) Sept. 29, 1996
8 Kansas City (5) vs. Buffalo (3) Dec. 19, 1971
8 Kansas City (4) vs. Denver (4) Sept. 28, 2008
7 Kansas City (5) vs. Buffalo (2) Dec. 7, 1969
7 Kansas City (4) vs. Denver (3) Dec. 16, 2001
7 Kansas City (3) at Indianapolis (4) Oct. 10, 2010
7 Kansas City (6) at New Orleans (1) Sept. 23, 2012
7 Kansas City (7) at Cincinnati (0) Oct. 4, 2015
7 Kansas City (5) vs. Denver (2) Oct. 30, 2017
7 Kansas City (5) vs. Miami (2) Dec. 24, 2017

*NFL RECORD

Most Consecutive Games Scoring Field Goals

19 2021-22
18 2001-02
16 2017-18, 2019-20
15 2005
14 1970

SAFETIES

Most Safeties, Season

3 1988, 1997

Most Safeties, Game

1 23 times; Last at San Francisco Oct. 23, 2022

FIRST DOWNS

Most First Downs, Season

419 2021
408 2022
398 2004
397 2020
387 2022

Fewest First Downs, Season

TEAM RECORDS

163 1982 (9 games)
183 1970
208 1973

Most First Downs, Game (All 30+)

36 vs. Atlanta Oct. 24, 2004
36 at Las Vegas Nov. 22, 2020
34 at New Orleans Dec. 20, 2020
33 vs. Indianapolis Oct. 31, 2004
33 vs. Cincinnati Oct. 21, 2018
33 vs. Los Angeles Chargers Sept. 26, 2021
33 at Arizona Sept. 11, 2022
33 at Houston Dec. 18, 2022
32 at Houston Oct. 24, 1965
32 at Seattle Nov. 24, 2002
32 vs. Oakland Dec. 25, 2004
31 at Oakland Nov. 5, 2000
31 vs. San Francisco Sept. 23, 2018
31 at Philadelphia Oct. 3, 2021
30 vs. Cleveland Nov. 9, 2003
30 at L.A. Raiders Dec. 22, 1991
30 vs. Seattle Oct. 29, 2006
30 at Denver Nov. 14, 2010
30 vs. Baltimore Dec. 9, 2018

Fewest First Downs, Game

4 at Tampa Bay Dec. 16, 1979
5 at San Diego Dec. 12, 2010
7 at Boston Oct. 23, 1964
7 at Oakland Dec. 12, 1970
7 at Denver Dec. 9, 2007
7 at Oakland Dec. 16, 2012
8 12 times; Last at Denver Dec. 30, 2012

Most First Downs, Both Teams, Game

64 KC (32) at Seattle (32) Nov. 24, 2002
62 KC (31) at Oakland (31) Nov. 5, 2000
61 KC (36) at Las Vegas (25) Nov. 22, 2020
61 KC (31) at Philadelphia (30) Oct. 3, 2021
59 KC (26) at Seattle (33) Nov. 27, 1983 (OT)
58 KC (24) at Denver (34) Nov. 18, 1974

Fewest First Downs, Both Teams, Games

15 Kansas City (7) vs. Denver (8) Dec. 6, 1970
18 Kansas City (7) at Boston (11) Oct. 23, 1964

RUSHING FIRST DOWNS

Most Rushing First Downs, Season

160 1978, 1981
140 2002
138 2004, 2005
130 1980
129 1969, 1997, 2010

Fewest Rushing First Downs, Season

66 2007
71 1982 (9 games)
79 1985
83 1970, 1983, 1986
84 2000

Most Rushing First Downs, Game

21 vs. Atlanta Oct. 24, 2004
20 vs. Houston Oct. 1, 1961
18 vs. Oakland Oct. 20, 1968
18 vs. Seattle Nov. 22, 1981
18 at Detroit Nov. 28, 1996
16 8 times; Last vs. Buffalo Oct. 7, 1991

Fewest Rushing First Downs, Game

*0 at Cincinnati Nov. 24, 1974
0 vs. Pittsburgh Nov. 10, 1985
0 at L.A. Raiders Dec. 6, 1992
0 at Denver Oct. 27, 1996
0 at Arizona Oct. 8, 2006
0 vs. Jacksonville Oct. 7, 2007
0 at Oakland Dec. 16, 2012
1 12 times; Last vs. Pittsburgh Oct. 15, 2017

*NFL RECORD

PASSING FIRST DOWNS

Most Passing First Downs, Season

272 2022
267 2021
255 2020
239 2018
228 2004

Fewest Passing First Downs, Season

79 1982 (9 games)

86 1970
89 1968
91 1979
93 1973

Most Passing First Downs, Game (All 20+)

26 vs. Oakland Dec. 25, 2004
24 at Denver Nov. 14, 2010
23 at Oakland Nov. 5, 2000
23 at Las Vegas Nov. 14, 2021
23 vs. Tennessee Nov. 6, 2022
22 at Las Vegas Nov. 22, 2020
22 at Arizona Sept. 11, 2022
21 at Dallas Nov. 20, 1983
21 at Denver Oct. 17, 1994
21 at Denver Dec. 7, 2003
21 at Houston Oct. 8, 2017
21 at Los Angeles Rams Nov. 19, 2018
21 at Washington Oct. 17, 2021
20 vs. Indianapolis Oct. 31, 2004
20 at Tennessee Nov. 10, 2019
20 at Los Angeles Chargers Dec. 16, 2021
20 vs. Los Angeles Rams Nov. 27, 2022
20 at Houston Dec. 18, 2022

Fewest Passing First Downs, Game

1 vs. Oakland Oct. 20, 1968
1 vs. Houston Sept. 10, 1978
1 at Tampa Bay Dec. 16, 1979
2 5 times; Last at Denver Dec. 30, 2012

FIRST DOWNS BY PENALTY

Most Penalty First Downs, Season

46 2019
37 2018
34 2013
33 1996, 1998, 2021
32 2004, 2015, 2020

Fewest Penalty First Downs, Season

4 1969
8 1965
9 1973
10 1999
11 1968, 1972

Most Penalty First Downs, Game

9 vs. L.A. Raiders Oct. 3, 1993
7 vs. L.A. Raiders Sept. 17, 1989
7 vs. Seattle Oct. 17, 1996
7 vs. San Francisco Sept. 23, 2018
6 at Tennessee Dec. 13, 2004
6 at Oakland Nov. 7, 2010
5 12 times; Last vs. Buffalo Oct. 11, 2021

Fewest Penalty First Downs, Game

0 Many times; Last, at Denver Dec. 11, 2022

NET YARDS PASSING AND RUSHING

Most Net Yards, Season

7,032 2022
6,810 2018
6,746 2021
6,695 2004
6,653 2020

Most Net Yards, Consecutive Seasons

13,778 2021-22 (6,746, 7,032)
13,399 2020-21 (6,653, 6,746)
12,887 2004-05 (6,695, 6,192)
12,877 2018-19 (6,810, 6,067)
12,817 2017-18 (6,007, 6,810)

Fewest Net Yards, Season

2,498 1982 (9 games)
3,536 1973
3,577 1970
3,828 1974
3,936 1977

Most Net Yards, Game (All 500+)

614 at Denver Oct. 23, 1966
590 vs. Indianapolis Oct. 31, 2004
566 vs. Detroit Oct. 14, 1990
552 at Seattle Nov. 24, 2002
551 vs. Buffalo Sept. 30, 1962

TEAM RECORDS

| | | |
|-----|---------------------|----------------|
| 551 | vs. Cincinnati | Oct. 21, 2018 |
| 546 | at Washington | Sept. 30, 2001 |
| 546 | at Los Angeles Rams | Nov. 19, 2018 |
| 543 | at Tampa Bay | Nov. 29, 2020 |
| 542 | at Houston | Oct. 24, 1965 |
| 540 | vs. Atlanta | Oct. 24, 2004 |
| 537 | at San Diego | Dec. 11, 1983 |
| 537 | vs. Cincinnati | Jan. 1, 2006 |
| 537 | at New England | Sept. 7, 2017 |
| 530 | at Tennessee | Nov. 10, 2019 |
| 529 | at San Francisco | Oct. 23, 2022 |
| 524 | at Denver | Jan. 3, 2010 |
| 521 | vs. Detroit | Dec. 14, 2003 |
| 520 | vs. Denver | Nov. 1, 1964 |
| 517 | at Baltimore | Sept. 28, 2020 |
| 516 | at Las Vegas | Nov. 14, 2021 |
| 513 | at Oakland | Nov. 5, 2000 |
| 512 | vs. Seattle | Dec. 27, 1987 |
| 510 | vs. Houston | Nov. 28, 1965 |
| 510 | at New Orleans | Sept. 23, 2012 |
| 508 | at Cincinnati | Sept. 28, 1969 |
| 507 | vs. Indianapolis | Dec. 23, 2012 |
| 506 | vs. San Diego | Oct. 14, 1984 |
| 504 | at New Orleans | Sept. 8, 1985 |
| 504 | at N.Y. Jets | Oct. 6, 2002 |
| 503 | at Seattle | Nov. 28, 2010 |
| 503 | vs. L.A. Chargers | Dec. 29, 2019 |
| 502 | at Buffalo | Oct. 3, 1976 |
| 502 | at Houston | Dec. 18, 2022 |
| 500 | at Oakland | Dec. 5, 2004 |

Fewest Net Yards, Game

| | | |
|-----|--------------|---------------|
| 62 | vs. Oakland | Nov. 8, 1963 |
| 67 | at San Diego | Dec. 12, 2010 |
| 80 | at Tampa Bay | Dec. 16, 1979 |
| 104 | at Buffalo | Oct. 29, 1973 |
| 106 | at Oakland | Dec. 8, 1973 |

Most Net Yards, Both Teams, Game

| | | |
|-------|---------------------------------|---------------|
| 1,095 | KC (590) vs. Indianapolis (505) | Oct. 31, 2004 |
| 1,086 | KC (552) at Seattle (534) | Nov. 24, 2002 |
| 1,036 | KC (524) at Denver (512) | Jan. 3, 2010 |
| 1,013 | KC (537) at San Diego (476) | Dec. 11, 1983 |
| 1,001 | KC (546) at L.A. Rams (455) | Nov. 19, 2018 |
| 986 | KC (513) at Oakland (473) | Nov. 5, 2000 |

Fewest Net Yards, Both Teams, Game

| | | |
|-----|-----------------------------|---------------|
| 323 | KC (178) at N.Y. Jets (145) | Nov. 7, 1971 |
| 335 | KC (244) vs. Houston (91) | Oct. 12, 1969 |
| 338 | KC (62) vs. Oakland (276) | Nov. 8, 1963 |

Most Games, 400 or More Net Yards, Season

| | |
|----|------------------------------------------|
| 11 | 2018 |
| 10 | 2020 |
| 9 | 2004, 2022 |
| 7 | 2005, 2010, 2017, 2021 |
| 6 | 1994, 2000, 2002, 2019 |
| 5 | 1969, 2001, 2003 |
| 4 | 1960, 1961, 1962, 1976, 1983, 1997, 2016 |

Most Consecutive Games, 400 or More Net Yards

| | |
|---|------------------------------|
| 5 | 2004, 2020, 2022 |
| 4 | 1976, 2005, 2018, 2019 |
| 3 | 1974, 2000, 2010, 2018, 2021 |

Most Games, 300 or More Net Yards, Season

| | |
|----|------------------------------------------|
| 16 | 2022 |
| 15 | 2004, 2018, 2021 |
| 14 | 2005, 2019, 2020 |
| 13 | 2002, 2017 |
| 12 | 1989, 1995, 1999, 2003, 2010, 2013, 2015 |

Most Consecutive Games, 300 or More Net Yards

| | |
|----|--------------------------------|
| 19 | 2021-22 |
| 18 | 2017-18 |
| 16 | 2004-05 |
| 13 | 2001-02 |
| 11 | 2005 |
| 10 | 1966-67, 1989, 2003, 2019-2020 |

Most Plays, Season

| | |
|-------|------|
| 1,134 | 2021 |
| 1,098 | 1994 |
| 1,094 | 2022 |
| 1,089 | 2004 |
| 1,074 | 1983 |

Fewest Plays, Season

| | |
|-----|----------------|
| 573 | 1982 (9 games) |
| 712 | 2017 |

| | |
|-----|------|
| 775 | 1970 |
| 831 | 1968 |
| 833 | 1965 |
| 836 | 1971 |

Most Plays, Game

| | | |
|----|-----------------|----------------|
| 92 | at New Orleans | Sept. 23, 2012 |
| 92 | at New Orleans | Dec. 20, 2020 |
| 91 | at Cincinnati | Sept. 3, 1978 |
| 91 | vs. Tennessee | Nov. 6, 2022 |
| 86 | vs. N.Y. Giants | Nov. 3, 1974 |
| 86 | vs. Seattle | Sept. 28, 1997 |
| 85 | at Jacksonville | Nov. 9, 1997 |
| 84 | vs. Denver | Oct. 24, 1976 |
| 84 | at San Diego | Nov. 12, 1978 |

Fewest Plays, Game

| | | |
|----|----------------|----------------|
| 38 | at Oakland | Dec. 12, 1970 |
| 38 | at Tampa Bay | Dec. 16, 1979 |
| 41 | at San Diego | Oct. 7, 1962 |
| 41 | at San Diego | Dec. 12, 2010 |
| 42 | at Oakland | Dec. 8, 1973 |
| 44 | at Detroit | Nov. 25, 1971 |
| 44 | at New England | Oct. 11, 1998 |
| 44 | at Baltimore | Sept. 13, 2009 |

RUSHING

ATTEMPTS

Most Rushing Attempts, Season

| | |
|-----|------|
| 663 | 1978 |
| 610 | 1981 |
| 569 | 1979 |
| 559 | 1989 |
| 556 | 2010 |
| 552 | 1980 |

Most Rushing Attempts, Consecutive Seasons

| | |
|-------|--------------------|
| 1,232 | 1978-79 (663, 569) |
| 1,162 | 1980-81 (552, 610) |
| 1,121 | 1979-80 (569, 552) |
| 1,089 | 1977-78 (456, 663) |
| 1,063 | 1989-90 (559, 504) |

Fewest Rushing Attempts, Season

| | |
|-----|----------------|
| 269 | 1982 (9 games) |
| 375 | 2019 |
| 379 | 2008 |
| 383 | 2000, 2007 |
| 387 | 1983, 2018 |
| 400 | 1963 |

Most Rushing Attempts, Game

| | | |
|----|---------------|---------------|
| 69 | at Cincinnati | Sept. 3, 1978 |
| 60 | vs. Oakland | Oct. 20, 1968 |
| 57 | vs. Seattle | Nov. 5, 1989 |

Fewest Rushing Attempts, Game

| | | |
|----|--------------------|---------------|
| 9 | at Oakland | Nov. 5, 2000 |
| 10 | vs. Jacksonville | Oct. 7, 2007 |
| 10 | at Oakland | Dec. 16, 2012 |
| 11 | at New England | Oct. 11, 1998 |
| 11 | at New York Jets | Dec. 3, 2017 |
| 11 | vs. Houston Texans | Oct. 13, 2019 |
| 12 | at Oakland | Dec. 8, 1973 |
| 12 | at Denver | Oct. 27, 1996 |
| 13 | vs. Buffalo | Nov. 23, 2008 |

Most Rushing Attempts, Both Teams, Game

| | | |
|-----|---------------------------|--------------------|
| 102 | KC (52) at San Diego (50) | Nov. 12, 1978 (OT) |
| 100 | KC (41) vs. Denver (59) | Sept. 24, 1978 |

Fewest Rushing Attempts, Both Teams, Game

| | | |
|----|---------------------------|---------------|
| 37 | KC (21) vs. Houston (16) | Dec. 16, 1990 |
| 39 | KC (25) at Las Vegas (14) | Nov. 14, 2021 |
| 40 | KC (17) at Buffalo (23) | Dec. 12, 1965 |
| 40 | KC (16) vs. Denver (24) | Jan. 1, 2023 |

Most Games, 40 or More Rushing Attempts, Season

| | |
|---|------------------------------|
| 9 | 1978 |
| 8 | 1973, 1981 |
| 7 | 1968 |
| 6 | 1962, 1969, 1989 |
| 5 | 1976, 1979, 1980, 1997, 2010 |

Most Games, 30 or More Rushing Attempts, Season

| | |
|----|------------------------------|
| 14 | 1978 |
| 13 | 1981 |
| 12 | 1971, 1975, 1980 |
| 11 | 1969, 1989, 1990, 2005, 2006 |

TEAM RECORDS

10 1968, 1972, 1973, 1974, 1979, 1995, 1999, 2010

Most Consecutive Games, 40 or More Rushing Attempts

4 1968, 1978
3 1962, 1973, 1996

Most Consecutive Games, 30 or More Rushing Attempts

15 1980-81
8 1975, 1977-78
7 1972, 1978, 1978-79
6 1970, 1980, 1989, 1999

YARDS

Most Rushing Yards, Season

2,986 1978
2,633 1981
2,627 2010
2,407 1962
2,395 2012

Most Rushing Yards, Home, Season

1,488 1981
1,468 1962
1,463 2010
1,436 1978
1,390 1961

Most Rushing Yards Per Game, Season

213.3 1978 (2,986 in 16 games)
171.9 1962 (2,407 in 14 games)
164.6 1981 (2,633 in 16 games)
164.2 2010 (2,627 in 16 games)
162.4 1966 (2,274 in 14 games)

Most Rushing Yards Per Game, Home, Season

209.7 1962 (1,468 in 7 games)
198.6 1961 (1,390 in 7 games)
186.0 1981 (1,488 in 8 games)
182.9 2010 (1,463 in 8 games)
179.5 1978 (1,436 in 8 games)

Most Rushing Yards, Consecutive Seasons

5,302 1978-79 (2,986, 2,316)
4,829 1977-78 (1,843, 2,986)
4,671 2004-05 (2,289, 2,382)
4,590 1961-62 (2,183, 2,407)

Fewest Rushing Yards, Season

943 1982 (9 games)
1,248 2007
1,254 1983
1,351 2017
1,465 2000
1,468 1986

Fewest Rushing Yards Per Game, Season

78.0 2007 (1,248 in 16 games)
78.4 1983 (1,254 in 16 games)
91.6 2000 (1,465 in 16 games)
91.8 1986 (1,468 in 16 games)
92.9 1985 (1,486 in 16 games)

Most Rushing Yards, Game (All 300+)

398 vs. Houston Oct. 1, 1961
380 at Denver Oct. 23, 1966
352 vs. Indianapolis Dec. 23, 2012
320 vs. Buffalo Sept. 30, 1962
317 at Denver Jan. 3, 2010
313 vs. Cincinnati Oct. 26, 1969
310 vs. Detroit Oct. 14, 1990
302 at Houston Oct. 24, 1965

Fewest Rushing Yards, Game

0 vs. Denver Dec. 19, 1965
10 vs. Jacksonville Oct. 7, 2007
10 at Oakland Dec. 16, 2012
14 at New England Oct. 11, 1998
16 at Denver Dec. 9, 2007
17 at Boston Nov. 18, 1960
17 at L.A. Raiders Dec. 6, 1992

Most Games, 200 or More Rushing Yards

8 1978
6 2010
5 1962
4 1968, 1979, 1981, 2002
3 1961, 1967, 1991, 2001, 2004, 2012
2 1960, 1963, 1965, 1966, 1969, 1970, 1975, 1989, 1996, 1997, 2005, 2006

Most Rushing Yards, Both Teams, Game

519 Kansas City (168) vs. Cleveland (351) Dec. 20, 2009
502 Texans (398) vs. Houston (104) Oct. 1, 1961
502 Texans (284) vs. Oakland (218) Nov. 26, 1961
479 Kansas City (251) vs. Detroit (228) Nov. 23, 1975

Fewest Rushing Yards, Both Teams, Game

75 KC (20) at Houston (55) Sept. 29, 1974
105 KC (27) vs. Boston (78) Nov. 17, 1968
111 Dallas Texans (108) at SD (3) Nov. 19, 1961
111 KC (48) at San Diego (63) Oct. 13, 1985

Most 10+ Yard Rushes, Season (Since 1990)

73 2002
72 2010
67 2005
64 2012
63 2001

Most 10+ Yard Rushes, Game (Since 1990)

11 at Oakland (10 Holmes, 1 Cloud) Dec. 9, 2001
10 at Seattle (9 Holmes, 1 Morton) Nov. 24, 2002
10 vs. Buffalo (7 Charles, 3 Jones) Oct. 31, 2010
9 vs. Detroit (5 Word, 3 Okoye, 1 McNair) Oct. 14, 1990
9 vs. Denver (5 Richardson, 2 Grbac, 1 Alexander, 1 Moreau) Dec. 17, 2000
9 vs. Atlanta (6 Holmes, 3 Blaylock, 1 Hall) Oct. 24, 2004
9 vs. Indianapolis (6 Holmes, 2 Morton, 1 Johnson) Oct. 31, 2004
9 vs. Indianapolis (4 Charles, 4 Hillis, 1 McCluster) Dec. 23, 2012

Highest Rushing Average, Season

5.18 1966
5.15 2002
5.03 1962
4.97 1961
4.91 2017

Lowest Rushing Average, Season

3.24 1983
3.26 2007
3.39 1980
3.40 1986
3.43 1992

RUSHING TOUCHDOWNS

Most Rushing Touchdowns, Season

32 2003
31 2004
26 2002, 2005
24 1960
23 1961

Most Rushing Touchdowns, Consecutive Seasons

*63 2003-04 (32, 31)
58 2002-03 (26, 32)
57 2004-05 (31, 26)
47 1960-61 (24, 23)
44 1961-62 (23, 21)

*NFL RECORD

Fewest Rushing Touchdowns, Season

3 1982 (9 games)
5 2011
6 1972, 2007
7 1987
8 1988, 2009

Most Rushing Touchdowns, Game

*8 vs. Atlanta Oct. 24, 2004
5 at Denver Oct. 23, 1966
4 14 times; Last vs. Detroit Nov. 1, 2015

*NFL RECORD

Most Rushing Touchdowns, Both Teams, Game

8 Kansas City (8) vs. Atlanta (0) Oct. 24, 2004
7 Texans (4) vs. Boston (3) Sept. 8, 1962
7 Kansas City (4) at Denver (3) Oct. 10, 1965

PASSING

RATING

Highest Passer Rating, Season

113.8 2018
107.3 2020
104.7 2022
104.4 2019
100.8 2017

Lowest Passer Rating, Season

52.7 1961
52.9 1977
54.0 1979
55.2 1974
59.3 1978

PASSING ATTEMPTS

TEAM RECORDS

Most Passes Attempted, Season

| | |
|-----|------|
| 675 | 2021 |
| 651 | 2022 |
| 641 | 1983 |
| 630 | 2020 |
| 615 | 1994 |

Most Passes Attempted, Consecutive Seasons

| | |
|-------|--------------------|
| 1,326 | 2021-22(675, 651) |
| 1,305 | 2020-21 (630, 675) |
| 1,234 | 1983-84 (641, 593) |
| 1,206 | 2019-20 (576, 630) |
| 1,159 | 2018-19 (583, 576) |

Fewest Passes Attempted, Season

| | |
|-----|----------------|
| 264 | 1982 (9 games) |
| 270 | 1968 |
| 289 | 1970 |
| 313 | 1973 |
| 322 | 1962 |

Most Passes Attempted, Game

| | | |
|----|---------------|----------------|
| 68 | vs. Tennessee | Nov. 6, 2022 |
| 59 | at Dallas | Nov. 20, 1983 |
| 55 | at San Diego | Oct. 9, 1994 |
| 55 | at Miami | Dec. 12, 1994 |
| 54 | at Denver | Nov. 16, 1986 |
| 54 | at Denver | Oct. 17, 1994 |
| 54 | at San Diego | Sept. 29, 1996 |
| 54 | vs. San Diego | Nov. 24, 1996 |
| 54 | vs. Buffalo | Oct. 10, 2021 |

Fewest Passes Attempted, Game

| | | |
|----|-------------|----------------|
| 3 | vs. Oakland | Oct. 20, 1968 |
| 6 | at Oakland | Dec. 13, 1969 |
| 10 | vs. Denver | Sept. 24, 1978 |

Most Passes Attempted, Both Teams, Game

| | | |
|-----|-----------------------------|----------------|
| 100 | KC (46) vs. Tampa Bay (54) | Oct. 28, 1964 |
| 95 | KC (54) at San Diego (41) | Sept. 29, 1996 |
| 95 | KC (46) at L.A. Rams (49) | Nov. 19, 2018 |
| 95 | KC (45) vs. Carolina (50) | Nov. 8, 2020 |
| 94 | KC (52) at Denver (42) | Oct. 30, 1983 |
| 94 | KC (46) at New England (48) | Dec. 4, 2000 |

Fewest Passes Attempted, Both Teams, Game

| | | |
|----|---------------------------|----------------|
| 26 | KC (6) at Oakland (20) | Dec. 13, 1969 |
| 26 | KC (13) at Tampa Bay (13) | Dec. 16, 1979 |
| 27 | KC (14) vs. Houston (13) | Sept. 10, 1978 |

COMPLETIONS

Most Passes Completed, Season

| | |
|-----|------|
| 448 | 2021 |
| 435 | 2022 |
| 420 | 2020 |
| 385 | 2018 |
| 378 | 2019 |

Most Passes Completed, Consecutive Seasons

| | |
|-----|--------------------|
| 883 | 2021-22 (448, 435) |
| 868 | 2020-21 (420, 448) |
| 798 | 2019-20 (378, 420) |
| 763 | 2018-19 (385, 378) |
| 748 | 2017-18 (363, 385) |

Fewest Passes Completed, Season

| | |
|-----|----------------|
| 145 | 1982 (9 games) |
| 154 | 1970 |
| 156 | 1968 |

Most Passes Completed, Game

| | | |
|----|---------------------|----------------|
| 43 | vs. Tennessee | Nov. 6, 2022 |
| 39 | at Oakland | Nov. 5, 2000 |
| 37 | at San Diego | Oct. 9, 1994 |
| 37 | at Tampa Bay | Nov. 29, 2020 |
| 36 | at Tennessee | Nov. 10, 2019 |
| 36 | at Las Vegas | Nov. 14, 2021 |
| 36 | at Houston | Dec. 18, 2022 |
| 35 | vs. N.Y. Jets | Nov. 1, 2020 |
| 34 | at Denver | Oct. 17, 1994 |
| 34 | at Denver | Dec. 7, 2003 |
| 34 | vs. San Diego | Sept. 11, 2016 |
| 33 | at Dallas | Nov. 20, 1983 |
| 33 | at Miami | Dec. 12, 1994 |
| 33 | at San Diego | Jan. 2, 2005 |
| 33 | at Detroit | Dec. 23, 2007 |
| 33 | at Denver | Nov. 14, 2010 |
| 33 | at Los Angeles Rams | Nov. 19, 2018 |
| 33 | vs. Buffalo | Oct. 10, 2021 |

Fewest Passes Completed, Game

| | | |
|---|-------------|---------------|
| 2 | vs. Oakland | Oct. 20, 1968 |
|---|-------------|---------------|

| | | |
|---|------------|---------------|
| 2 | at Oakland | Dec. 13, 1969 |
|---|------------|---------------|

| | | |
|---|--------------------------|---------------|
| 5 | 7 times: Last at Seattle | Dec. 17, 1978 |
|---|--------------------------|---------------|

Most Passes Completed, Both Teams, Game (60+)

| | | |
|----|------------------------------------|---------------|
| 67 | Kansas City (30) vs. Carolina (37) | Nov. 8, 2020 |
| 64 | Kansas City (33) at L.A. Rams (31) | Nov. 19, 2018 |
| 64 | Kansas City (37) at Tampa Bay (27) | Nov. 29, 2020 |
| 62 | Kansas City (31) at San Diego (31) | Dec. 11, 1983 |
| 62 | Kansas City (23) at Tampa Bay (39) | Oct. 2, 2022 |
| 61 | Kansas City (35) at Las Vegas (25) | Nov. 14, 2021 |

Fewest Passes Completed, Both Teams, Game

| | | |
|----|------------------------------------|----------------|
| 11 | Kansas City (10) vs. San Diego (1) | Sept. 20, 1998 |
| 12 | Kansas City (7) at Tampa Bay (5) | Dec. 16, 1979 |
| 13 | Kansas City (2) at Oakland (11) | Dec. 13, 1969 |
| 13 | Kansas City (8) vs. Boston (5) | Oct. 11, 1970 |

Most 20+ Yard Completions, Season (Since 1990)

| | |
|----|------------|
| 76 | 2018 |
| 73 | 2022 |
| 69 | 2020 |
| 60 | 2004 |
| 59 | 2000, 2019 |
| 58 | 2021 |

Most 20+ Yard Completions, Game (Since 1990)

| | | |
|---|-------------------------------------------|----------------|
| 9 | vs. St. Louis (6 Grbac, 2 Moon, 1 Morris) | Oct. 22, 2000 |
| 9 | at Denver (9 Cassel) | Nov. 14, 2010 |
| 9 | at L.A. Rams (9 Mahomes) | Nov. 19, 2018 |
| 8 | at Oakland (8 Mahomes) | Sept. 15, 2019 |
| 8 | at Miami (8 Mahomes) | Dec. 13, 2020 |
| 7 | at L.A. Raiders (7 Krieg) | Dec. 6, 1992 |
| 7 | at San Diego (7 Gannon) | Nov. 22, 1998 |
| 7 | at Oakland (7 Grbac) | Nov. 5, 2000 |
| 7 | at Arizona (7 Green) | Oct. 21, 2001 |
| 7 | vs. Indianapolis (7 Green) | Oct. 31, 2004 |
| 7 | at New York Jets (7 Smith) | Dec. 3, 2017 |
| 7 | at Cleveland (7 Mahomes) | Nov. 4, 2018 |
| 7 | at Tampa Bay (7 Mahomes) | Nov. 29, 2020 |
| 7 | at Los Angeles Chargers (7 Mahomes) | Dec. 16, 2021 |
| 7 | at San Francisco (7 Mahomes) | Oct. 23, 2022 |

PASSING YARDS

Most Net Passing Yards, Season

| | |
|-------|------|
| 5,062 | 2022 |
| 4,955 | 2018 |
| 4,854 | 2020 |
| 4,791 | 2021 |
| 4,498 | 2019 |

Most Net Passing Yards, Consecutive Seasons

| | |
|-------|------------------------|
| 9,853 | 2021-22 (4,791, 5,062) |
| 9,645 | 2020-21 (4,854, 4,791) |
| 9,453 | 2018-19 (4,955, 4,498) |
| 9,352 | 2019-20 (4,498, 4,854) |
| 9,059 | 2017-18 (4,104, 4,955) |

Fewest Passing Yards, Season

| | |
|-------|----------------|
| 1,555 | 1982 (9 games) |
| 1,660 | 1979 |
| 1,719 | 1970 |

Most Gross Passing Yards, Game (All 400+)

| | | |
|-----|-------------------------|----------------|
| 504 | at Oakland | Nov. 5, 2000 |
| 478 | at L.A. Rams | Nov. 19, 2018 |
| 469 | at Denver | Nov. 14, 2010 |
| 462 | at Tampa Bay | Nov. 29, 2020 |
| 446 | at Tennessee | Nov. 10, 2019 |
| 446 | vs. N.Y. Jets | Nov. 1, 2020 |
| 446 | vs. Tennessee | Nov. 6, 2022 |
| 443 | at Oakland | Sept. 15, 2019 |
| 435 | vs. Denver | Nov. 1, 1964 |
| 433 | at Tennessee | Nov. 10, 2019 |
| 432 | at Dallas | Nov. 20, 1983 |
| 423 | at San Francisco | Oct. 23, 2022 |
| 422 | at Las Vegas | Nov. 14, 2021 |
| 412 | vs. Denver | Dec. 19, 1965 |
| 411 | at San Diego | Dec. 11, 1983 |
| 410 | at Los Angeles Chargers | Dec. 16, 2021 |
| 400 | at Green Bay | Oct. 12, 2003 |

Most Net Passing Yards, Game

| | | |
|-----|---------------|----------------|
| 474 | at Oakland | Nov. 5, 2000 |
| 456 | at Tampa Bay | Nov. 29, 2020 |
| 448 | at L.A. Rams | Nov. 19, 2018 |
| 446 | vs. N.Y. Jets | Nov. 1, 2020 |
| 433 | at Denver | Nov. 14, 2010 |
| 433 | at Oakland | Sept. 15, 2019 |
| 422 | at Las Vegas | Nov. 14, 2021 |

TEAM RECORDS

| | | |
|-----|-------------------------|---------------|
| 422 | vs. Tennessee | Nov. 6, 2022 |
| 417 | at San Francisco | Oct. 23, 2022 |
| 410 | at Los Angeles Chargers | Dec. 16, 2021 |
| 406 | at San Diego | Dec. 11, 1983 |
| 400 | at Green Bay | Oct. 12, 2003 |

Fewest Gross Passing Yards, Game

| | | |
|----|--------------|----------------|
| 16 | vs. Oakland | Oct. 20, 1968 |
| 39 | vs. Houston | Nov. 15, 1981 |
| 42 | at Seattle | Sept. 30, 1979 |
| 44 | at Denver | Oct. 8, 1961 |
| 46 | at Tampa Bay | Dec. 16, 1979 |

Fewest Net Passing Yards, Game

| | | |
|-----|--------------|----------------|
| -22 | vs. Oakland | Nov. 8, 1963 |
| 15 | at Seattle | Sept. 30, 1979 |
| 16 | vs. Oakland | Oct. 20, 1968 |
| 18 | at Denver | Oct. 4, 1970 |
| 19 | at San Diego | Dec. 12, 2010 |

Most Net Passing Yards, Both Teams, Game

| | | |
|-----|------------------------------------------|----------------|
| 859 | Kansas City (387) vs. Indianapolis (472) | Oct. 31, 2004 |
| 827 | Kansas City (448) at L.A. Rams (379) | Nov. 19, 2018 |
| 798 | Kansas City (456) at Tampa Bay (342) | Nov. 29, 2020 |
| 782 | Kansas City (406) at San Diego (376) | Dec. 11, 1983 |
| 764 | Kansas City (322) at Pittsburgh (442) | Sept. 16, 2018 |
| 760 | Kansas City (417) at San Francisco (343) | Oct. 23, 2022 |
| 748 | Kansas City (331) at Oakland (417) | Oct. 19, 2017 |
| 732 | Kansas City (433) at Denver (299) | Nov. 14, 2010 |
| 716 | Kansas City (474) at Oakland (242) | Nov. 5, 2000 |

Fewest Passing Yards, Both Teams, Game

| | | |
|----|------------------------------------|----------------|
| 67 | Kansas City (22) at Tampa Bay (45) | Dec. 16, 1979 |
| 81 | Kansas City (34) vs. Houston (47) | Sept. 10, 1978 |

Most Individual 100-Yard Receiving Games, Season

| | |
|----|------------------------------------|
| 14 | 2000, 2004 |
| 11 | 1964, 2018 |
| 10 | 2022 |
| 9 | 2017, 2020, 2021 |
| 8 | 1966, 1983 |
| 7 | 1987, 2003, 2006, 2007, 2016, 2019 |

Most Consecutive Individual 100-Yard Receiving Games, Season

| | |
|---|----------------------------------------------------------------------------------------------------------------------------------------------------|
| 7 | 2000 |
| 6 | 2004, 2020 |
| 4 | 1964, 2016, 2018, 2021 |
| 3 | 1966, 1984, 1992, 1994, 2005, 2007, 2010, 2022 (2 times) |
| 2 | 1961, 1962, 1963, 1965, 1968, 1969, 1980, 1982, 1983, 1985, 1987, 1988, 1989, 1998, 1999, 2001, 2006, 2007, 2008, 2011, 2017 (3 times), 2018, 2019 |

Most Consecutive Seasons Leading League, Completion Percentage

*4 1966-69
*NFL RECORD

COMPLETION PERCENTAGE

Highest Completion Percentage, Season

| | | |
|-------|-----------|------|
| 66.85 | (543-363) | 2017 |
| 66.85 | (546-365) | 2016 |
| 66.82 | (651-435) | 2022 |
| 66.67 | (630-420) | 2020 |
| 66.37 | (675-448) | 2021 |

Lowest Completion Percentage, Season

| | |
|-------|----------------|
| 44.36 | 1961 (399-177) |
| 48.05 | 1960 (435-209) |
| 48.90 | 1965 (409-200) |
| 49.33 | 1986 (521-257) |
| 50.38 | 1965 (395-199) |

PASSING TOUCHDOWNS

Most Passing Touchdowns, Season

| | |
|----|------|
| 50 | 2018 |
| 41 | 2022 |
| 40 | 2020 |
| 37 | 2021 |
| 32 | 1964 |

Fewest Passing Touchdowns, Season

| | |
|----|----------------------|
| 7 | 1978, 1979 |
| 8 | 2012 |
| 10 | 1973, 1982 (9 games) |
| 11 | 1974, 1977 |
| 13 | 1981, 2011 |

Most Passing Touchdowns, Game

| | | |
|---|---------------------------|----------------|
| 6 | vs. Denver | Nov. 1, 1964 |
| 6 | at Pittsburgh | Sept. 16, 2018 |
| 6 | at Los Angeles Rams | Nov. 19, 2018 |
| 5 | 11 times; Last at Arizona | Sept. 11, 2022 |

Most Passing Touchdowns, Both Teams, Game

| | | |
|----|-----------------------------------|----------------|
| 10 | Kansas City (6) at L.A. Rams (4) | Nov. 19, 2018 |
| 9 | Kansas City (4) at Denver (5) | Nov. 14, 2010 |
| 9 | Kansas City (6) at Pittsburgh (3) | Sept. 16, 2018 |
| 8 | Kansas City (6) vs. Denver (2) | Nov. 1, 1964 |
| 8 | Kansas City (4) at San Diego (4) | Dec. 11, 1983 |
| 8 | Kansas City (3) vs. IND (5) | Oct. 31, 2004 |

SACKS

Most Consecutive Games Without Allowing A Sack

3 1988, 2000

Most Times Sacked, Season

| | |
|----|------|
| 57 | 1980 |
| 55 | 2007 |
| 53 | 1975 |

Fewest Times Sacked, Season

| | |
|----|------------------------|
| 19 | 1994 |
| 21 | 1978, 1991, 1995, 2003 |
| 22 | 1990 |

Most Times Sacked, Game

| | | |
|----|------------------|---------------|
| 10 | vs. Baltimore | Nov. 2, 1980 |
| 9 | vs. San Diego | Dec. 2, 2007 |
| 8 | at Pittsburgh | Dec. 5, 1982 |
| 8 | vs. L.A. Raiders | Dec. 12, 1982 |

Most Times Sacked, Both Teams, Game

| | | |
|----|------------------------------------|----------------|
| 13 | Kansas City (2) vs. Cleveland (11) | Sept. 30, 1984 |
| 13 | Kansas City (6) vs. Houston (7) | Sept. 21, 1986 |

INTERCEPTIONS

Most Passes Had Intercepted, Season

| | |
|----|------|
| 27 | 1961 |
| 26 | 1977 |
| 25 | 1974 |

Fewest Passes Had Intercepted, Season

| | |
|----|----------------------------------|
| 5 | 1990, 2019 |
| 6 | 2014 |
| 7 | 2015, 2020 |
| 8 | 1982 (9 games), 2010, 2016, 2017 |
| 9 | 2013 |
| 10 | 1993, 1994, 1997, 2005 |

Most Passes Had Intercepted, Game

| | | |
|---|------------------|---------------|
| 7 | vs. Pittsburgh | Oct. 13, 1974 |
| 6 | at Seattle | Nov. 4, 1984 |
| 6 | vs. L.A. Raiders | Oct. 20, 1985 |

Most Passes Had Intercepted, Both Teams, Game

| | | |
|---|-----------------------------------------------|---------------|
| 9 | Kansas City (3) vs. Miami (6) | Nov. 13, 1966 |
| 8 | 8 times; Last; Kansas City (2) at Oakland (6) | Oct. 23, 2011 |

PUNTING

Most Seasons Leading League (Average Distance)

*6 1968, 1971-73, 1979, 1984

*NFL RECORD

Most Consecutive Seasons Leading League

3 1971-73

Most Punts, Season

| | |
|-----|------|
| 104 | 1999 |
| 99 | 1986 |
| 98 | 1984 |

Fewest Punts, Season

| | |
|----|----------------|
| 38 | 1982 (9 games) |
| 40 | 2021 |
| 45 | 2018 |
| 49 | 2019 |
| 52 | 2020 |

Most Punts, Game

| | | |
|----|------------------|----------------|
| 11 | at N.Y. Jets | Sept. 18, 1965 |
| 11 | vs. Baltimore | Sept. 2, 1979 |
| 11 | at San Francisco | Nov. 17, 1985 |
| 11 | at Cleveland | Nov. 19, 1989 |
| 11 | vs. San Diego | Nov. 13, 1994 |
| 11 | at Chicago | Dec. 4, 2011 |
| 10 | vs. Denver | Oct. 6, 1974 |
| 10 | at Oakland | Oct. 5, 1980 |
| 10 | at N.Y. Jets | Oct. 2, 1988 |
| 10 | at San Diego | Nov. 26, 2000 |
| 10 | at N.Y. Jets | Dec. 30, 2007 |
| 10 | at Jacksonville | Sept. 8, 2013 |

Fewest Punts, Game

| | | |
|---|-----------------|---------------|
| 0 | at L.A. Raiders | Dec. 22, 1991 |
| 0 | vs. Carolina | Dec. 10, 2000 |
| 0 | vs. Cincinnati | Oct. 21, 2018 |

TEAM RECORDS

0 at Philadelphia Oct. 3, 2021

PUNTING AVERAGE

Highest Punting Average Distance, Season

50.42 2022 (53-2,672)
46.83 2012 (83-3,887)
46.70 2021 (40-1,768)
45.89 2011 (89-4,084)
45.53 1973 (80-3,642)

Lowest Punting Average Distance, Season

36.06 1962 (54-1,947)
37.83 2002 (64-2,422)
38.53 1981 (70-2,697)

PUNTS BLOCKED

Most Punts Had Blocked, Season

2 1974, 1975, 1985, 1999

Most Punts Had Blocked, Game

2 vs. Denver Oct. 27, 1985

PUNT RETURNS

Most Seasons Leading League (Average Return)

6 1960, 1968, 1970, 1979-80, 2003

Most Punt Returns, Season (All 50+)

59 2013
58 1979, 1995, 1999
52 2010

Fewest Punt Returns, Season

15 1982 (9 games)
19 2021
22 2018
24 2004
26 1961, 1963, 2008

Most Punt Returns, Game

9 at Oakland Nov. 15, 2009
8 vs. San Diego Nov. 10, 1974
8 at St. Louis Dec. 19, 2010
7 vs. Oakland Sept. 23, 1979
7 vs. N.Y. Giants Oct. 21, 1979
7 vs. Detroit Sept. 26, 1999
7 at Denver Dec. 5, 1999
7 at Oakland Oct. 21, 2007
7 at Jacksonville Sept. 8, 2013
7 at Washington Dec. 8, 2013

Most Punt Returns, Both Teams, Game

15 Kansas City (6) vs. Baltimore (9) Sept. 2, 1979

PUNT RETURN YARDS

Most Punt Return Yards, Season (All 600+)

695 2013
640 1999
612 1979

Fewest Punt Return Yards, Season

126 1972
129 1982 (9 games)
150 1971

Most Punt Return Yards, Game

177 at Washington Dec. 8, 2013
160 vs. San Diego Sept. 13, 2010
141 vs. Oakland Sept. 23, 1979
139 at Denver Dec. 5, 1999
131 vs. Boston Dec. 11, 1960

Highest Punt Return Average, Season

16.42 2003 (33-542)
15.03 1960 (33-496)
14.80 2016 (40-592)
14.53 1980 (40-581)
14.52 1968 (31-450)

Lowest Punt Return Average, Season

4.34 1972 (29-126)
4.69 1971 (32-150)
5.82 2020 (28-163)
6.29 2017 (35-220)
6.50 2008 (26-169)

PUNT RETURN TOUCHDOWNS

Most Punt Return Touchdowns, Season

2 1968, 1979, 1980, 1992, 1999, 2002, 2003, 2013, 2016
1 1960, 1965, 1966, 1987, 1995, 1997, 2006, 2010, 2017, 2018, 2020

Most Punt Return Touchdowns, Game

1 30 times; Last at Miami Dec. 13, 2020

Most Punt Return Touchdowns, Both Teams, Game

*2 Kansas City (1) at Buffalo (1) Sept. 11, 1966

*NFL RECORD

KICKOFF RETURNS

Most Kickoff Returns, Season

80 2008
77 2009
75 2004
70 1987, 2000
68 2005

Fewest Kickoff Returns, Season

25 2020
30 2021
31 1973
34 1982 (9 games)
35 2015

Most Kickoff Returns, Game

11 vs. Buffalo Nov. 23, 2008
10 vs. Oakland Nov. 2, 1967
10 vs. Seattle Sept. 20, 1987
9 vs. Pittsburgh Nov. 10, 1985

KICKOFF RETURN YARDS

Most Kickoff Return Yards, Season

1,820 2004
1,716 2008
1,666 2009
1,591 2005
1,577 2003

Fewest Kickoff Return Yards, Season

646 2020
692 2022
702 2021
722 1992
723 1982 (9 games)

Most Kickoff Return Yards, Game

251 at Miami Dec. 12, 1994
245 at San Diego Oct. 15, 1967
236 vs. Pittsburgh Nov. 10, 1985

Highest Kickoff Return Average, Season

*29.91 2013 (44-1,316)
27.64 1961 (53-1,465)
26.59 1969 (41-1,090)
25.84 2020 (25-646)
25.81 1962 (37-955)

*NFL RECORD

Lowest Kickoff Return Average, Season

16.52 1988 (56-925)
17.04 1990 (46-784)
17.20 1983 (54-929)

KICKOFF RETURN TOUCHDOWNS

Most Kickoff Return Touchdowns, Season

2 1987, 1995, 2003, 2004, 2013
1 1961, 1963, 1967, 1969, 1986, 1994, 1996, 1997, 2002, 2005, 2009, 2014, 2016, 2019, 2020

Most Kickoff Return Touchdowns, Game

1 25 times; Last at Denver Oct. 25, 2020

FUMBLES

Most Fumbles, Season

42 1980

Fewest Fumbles, Season

7 2002
13 1982 (9 games), 2003
14 2017
15 2010
16 2015

Most Fumbles, Game

*10 vs. Houston Oct. 12, 1969

*NFL RECORD

Most Fumbles, Both Teams, Game

*14 Kansas City (10) vs. Houston (4) Oct. 12, 1969

*NFL RECORD

Most Fumbles Lost, Season

24 1981, 1987
21 1965, 1977

Fewest Fumbles Lost, Season

TEAM RECORDS

*2 2002
 3 2017
 4 1982 (9 games)
 6 2003, 2010, 2018
 8 1967, 1991, 2008, 2015

***NFL RECORD**

Most Fumbles Lost, Game

6 vs. Houston Oct. 12, 1969

Most Turnovers, Season

47 1977
 46 1981
 41 1965, 1987, 1989
 40 1964

Fewest Turnovers, Season

11 2017
 12 1982 (9 games)
 14 2010
 15 2002, 2015, 2019
 16 2020
 17 2014, 2016

Most Turnovers, Game

9 vs. Buffalo Oct. 17, 1965
 9 vs. Pittsburgh Oct. 13, 1974
 8 vs. San Diego Sept. 20, 1981

Most Turnovers, Both Teams, Game

16 Kansas City (7) vs. Houston (9) Oct. 12, 1969

PENALTIES

Fewest Penalties, Season

43 1982 (9 games)
 52 1963
 56 1964
 61 1966

Most Penalties, Season

*158 1998
 137 2018
 127 1994
 126 1999
 122 1993, 1996

***NFL RECORD**

Fewest Penalties, Game

*0 vs. Buffalo Oct. 2, 1966
 0 vs. Oakland Dec. 8, 1974
 0 vs. Oakland Dec. 1, 2019
 0 vs. Jacksonville Nov. 13, 2022
 1 26 times; Last at Denver Oct. 25, 2020

***NFL RECORD**

Most Penalties, Game

17 at Seattle Nov. 8, 1998
 15 vs. San Diego Sept. 20, 1998

15 at New England Sept. 7, 2017
 14 at Atlanta Sept. 18, 1994
 14 at Denver Oct. 17, 1994

Fewest Penalties, Both Teams, Game

1 Kansas City (0) vs. Buffalo (1) Oct. 2, 1966

Most Penalties, Both Teams, Game

30 Kansas City (17) at Seattle (13) Nov. 8, 1998
 27 Kansas City (12) at Oakland (15) Nov. 7, 2010
 26 Kansas City (7) vs. San Diego (19) Oct. 16, 1997
 26 Kansas City (11) vs. Oakland (15) Dec. 24, 2011
 25 Kansas City (11) vs. Denver (14) Sept. 20, 1993
 24 Kansas City (13) at L.A. Raiders (11) Oct. 9, 1983
 24 Kansas City (12) vs. L.A. Raiders (12) Sept. 16, 1984
 24 Kansas City (10) vs. L.A. Raiders (14) Dec. 13, 1987
 24 Kansas City (14) at Atlanta (10) Sept. 18, 1994
 24 Kansas City (14) at Denver (10) Oct. 17, 1994
 24 Kansas City (15) vs. San Diego (9) Sept. 20, 1998
 24 Kansas City (10) at Oakland (14) Oct. 23, 2011
 24 Kansas City (9) at Denver (15) Nov. 27, 2016
 24 Kansas City (12) at Pittsburgh (12) Sept. 16, 2018

YARDS PENALIZED

Fewest Yards Penalized, Season

371 1982 (9 games)
 515 1974
 577 2006
 602 2001
 604 1964

Most Yards Penalized, Season

1,304 1998
 1,152 2018

Fewest Yards Penalized, Game

0 vs. Buffalo Oct. 2, 1966
 0 vs. Oakland Dec. 8, 1974
 0 vs. Oakland Dec. 1, 2019
 0 vs. Jacksonville Nov. 13, 2022
 1 vs. San Diego Dec. 22, 2002
 3 vs. Buffalo Sept. 11, 2011
 5 13 times; Last vs. Houston Sept. 10, 2020

Most Yards Penalized, Game

154 vs. Oakland Nov. 1, 1970
 152 at Seattle Nov. 8, 1998
 141 at San Diego Oct. 25, 1987

Fewest Yards Penalized, Both Teams, Game

10 Kansas City (10) vs. Boston (0) Nov. 17, 1968
 10 Kansas City (0) vs. Oakland (10) Dec. 8, 1974
 10 Kansas City (5) at Denver (5) Dec. 7, 2008

Most Yards Penalized, Both Teams, Game

259 KC (141) at San Diego (118) Oct. 25, 1987
 258 KC (126) vs. L.A. Raiders (132) Sept. 16, 1984

* - Playoff Game ** - Super Bowl

TEAM DEFENSIVE RECORDS

SCORING

POINTS

Fewest Points Allowed, Season

| | |
|-----|----------------|
| 170 | 1968 |
| 177 | 1969 |
| 184 | 1982 (9 games) |
| 192 | 1973 |
| 208 | 1971 |

Lowest Scoring Average, Season

| | |
|------|------------------------|
| 12.1 | 1968 (170 in 14 games) |
| 12.6 | 1969 (177 in 14 games) |
| 13.7 | 1973 (192 in 14 games) |
| 14.5 | 1997 (232 in 16 games) |
| 14.9 | 1971 (208 in 14 games) |

Most Points Allowed, Season

| | |
|-----|------|
| 440 | 2008 |
| 435 | 2004 |
| 425 | 2012 |
| 424 | 2009 |

Highest Scoring Average, Season

| | |
|------|------------------------|
| 27.5 | 2008 (440 in 16 games) |
| 27.2 | 2004 (435 in 16 games) |
| 26.9 | 1976 (376 in 14 games) |
| 26.6 | 2012 (425 in 16 games) |
| 26.5 | 2009 (424 in 16 games) |

Most Points Allowed, Game

| | | |
|----|--------------|--------------------|
| 54 | vs. Buffalo | Nov. 23, 2008 |
| 54 | at L.A. Rams | Nov. 19, 2018 |
| 51 | at Seattle | Nov. 27, 1983 (OT) |
| 50 | at Buffalo | Oct. 3, 1976 |
| 49 | at Oakland | Nov. 5, 2000 |
| 49 | at Denver | Nov. 14, 2010 |

Most First-Half Points Allowed, Game

| | | |
|----|---------------------------------|---------------|
| 35 | at San Diego | Oct. 25, 1987 |
| 35 | at Denver | Nov. 14, 2010 |
| 34 | vs. Seattle | Dec. 11, 1977 |
| 31 | Seven times, last at Pittsburgh | Oct. 15, 2006 |

Fewest First-Half Points Allowed, Season

| | |
|-----|----------------|
| 74 | 1969 |
| 95 | 1982 (9 games) |
| 97 | 1965 |
| 101 | 1973 |
| 103 | 1968 |

Most First-Quarter Points Allowed, Season

| | |
|-----|------------|
| 101 | 1998 |
| 95 | 1976, 2012 |
| 93 | 2009 |
| 92 | 1997 |
| 88 | 1987 |

Fewest First-Quarter Points Allowed, Season

| | |
|----|------------|
| 29 | 1963, 1969 |
| 30 | 1973 |
| 32 | 1970 |
| 33 | 1965, 1966 |
| 37 | 1984 |

Most First-Quarter Points Allowed, Game

| | | |
|----|----------------|----------------|
| 31 | at Buffalo | Sept. 13, 1962 |
| 22 | at Pittsburgh | Oct. 2, 2016 |
| 21 | at Denver | Nov. 16, 1986 |
| 21 | at Denver | Nov. 14, 2010 |
| 17 | vs. Oakland | Nov. 23, 1967 |
| 17 | at Denver | Oct. 27, 1996 |
| 17 | vs. Pittsburgh | Sept. 14, 2003 |
| 17 | at Denver | Sept. 26, 2005 |
| 17 | vs. San Diego | Sept. 30, 2012 |

Most Second-Quarter Points Allowed, Season

| | |
|-----|------------|
| 152 | 2004 |
| 141 | 2008 |
| 135 | 1985, 2021 |
| 133 | 1999 |
| 132 | 2022 |

Fewest Second-Quarter Points Allowed, Season

| | |
|----|----------------------|
| 45 | 1969 |
| 55 | 1979, 1982 (9 games) |
| 57 | 1968, 1992 |
| 59 | 1995 |
| 64 | 1965 |

Most Second-Quarter Points Allowed, Game

| | | |
|----|---------------|----------------|
| 28 | vs. San Diego | Nov. 15, 1964 |
| 28 | vs. Oakland | Oct. 16, 1966 |
| 28 | at Baltimore | Dec. 21, 1980 |
| 28 | at Seattle | Nov. 4, 1984 |
| 28 | at Seattle | Sept. 11, 1988 |
| 24 | at Oakland | Nov. 3, 1968 |

Most Third-Quarter Points Allowed, Season

| | |
|-----|------------|
| 106 | 2008, 2012 |
| 103 | 2001 |
| 100 | 2009 |
| 98 | 1975, 2018 |
| 95 | 2011 |

Fewest Third-Quarter Points Allowed, Season

| | |
|----|----------------|
| 22 | 1971 |
| 28 | 2020 |
| 29 | 1995 |
| 31 | 1982 (9 games) |
| 34 | 1974 |
| 35 | 1973 |

Most Third-Quarter Points Allowed, Game

| | | |
|----|-------------------------------|----------------|
| 28 | at Houston | Oct. 24, 1965 |
| 22 | at Boston | Nov. 18, 1960 |
| 21 | Nine times; Last at Baltimore | Sept. 13, 2009 |

Most Fourth-Quarter Points Allowed, Season

| | |
|-----|------------|
| 147 | 2020 |
| 139 | 1961 |
| 136 | 2018 |
| 130 | 1983, 2002 |
| 129 | 2004 |

Fewest Fourth-Quarter Points Allowed, Season

| | |
|----|------------------|
| 27 | 1968 |
| 44 | 1997 |
| 54 | 2013 |
| 56 | 1973 |
| 57 | 1960, 1962, 1981 |

Most Fourth-Quarter Points Allowed, Game

| | | |
|----|---------------------------|---------------|
| 24 | at New Orleans | Sept. 8, 1985 |
| 22 | vs. Denver | Nov. 1, 1964 |
| 21 | 13 times; Last at Houston | Oct. 8, 2017 |

Most Second-Half Points Allowed, Game

| | | |
|----|----------------|----------------|
| 38 | at Houston | Oct. 24, 1965 |
| 37 | at Seattle* | Nov. 27, 1983 |
| 35 | vs. San Diego | Oct. 20, 1963 |
| 35 | vs. Pittsburgh | Nov. 7, 1976 |
| 31 | at Miami | Sept. 22, 1985 |
| 31 | at Miami | Dec. 12, 1994 |
| 31 | vs. San Diego | Nov. 24, 2013 |
| 31 | at L.A. Rams | Nov. 19, 2018 |

*Includes three in OT

Fewest Second-Half Points Allowed, Season

| | |
|-----|----------------|
| 67 | 1968 |
| 89 | 1982 (9 games) |
| 91 | 1973, 1997 |
| 96 | 1971 |
| 101 | 1972 |

TOUCHDOWNS

Fewest Touchdowns Allowed, Season

| | |
|----|------|
| 18 | 1968 |
| 19 | 1969 |
| 21 | 1971 |

Most Touchdowns Allowed, Season

| | |
|----|------------|
| 53 | 2004 |
| 51 | 1976, 2018 |
| 49 | 2008 |
| 48 | 2009 |
| 47 | 2012 |

Most Touchdowns Allowed, Game

| | | |
|---|------------------------------|---------------|
| 7 | at Los Angeles Rams | Nov. 19, 2018 |
| 7 | at Buffalo | Oct. 3, 1976 |
| 7 | at Oakland | Nov. 5, 2000 |
| 7 | at Denver | Nov. 14, 2010 |
| 6 | 16 times; Last at Pittsburgh | Oct. 2, 2016 |

NOTABLE GAMES

Most Shutouts, Season

| | |
|---|------------|
| 3 | 1960 |
| 2 | 1967, 1969 |

Most Consecutive Shutouts

| | | |
|---|------|-----------------|
| 2 | 1960 | Dec. 4-11, 1960 |
|---|------|-----------------|

Most Games Allowed 10 Points or Less, Season

TEAM DEFENSIVE RECORDS

9 1968
7 1969
6 1973, 1979, 1990, 1995

Most Consecutive Games Allowed 10 Points or Less

5 1968
3 1960, 1968, 1995, 1997, 2021

Largest Opponent Comeback Victories

| | Opponent | Deficit | Final | Date |
|----|------------------|---------|------------|---------------|
| 21 | vs. Tampa Bay | 24-3 | 27-30 (OT) | Nov. 2, 2008 |
| 18 | vs. Philadelphia | 24-6 | 31-37 | Oct. 2, 2005 |
| 18 | vs. San Diego | 21-3 | 21-22 | Dec. 14, 2008 |
| 17 | at Houston | 17-0 | 36-38 | Oct. 24, 1965 |
| 17 | vs. L.A. Raiders | 17-0 | 17-24 | Oct. 5, 1986 |
| 17 | at Chicago | 17-0 | 27-28 | Nov. 13, 1977 |
| 17 | at San Diego | 34-17 | 37-38 | Nov. 22, 1998 |
| 17 | vs. Oakland | 17-0 | 38-41 (OT) | Jan. 2, 2000 |

FIRST DOWNS

Fewest First Downs Allowed, Season

170 1982 (9 games)
181 1969
200 1965
204 1964

Most First Downs Allowed, Season

419 2018
367 2002
363 2021
353 2020
352 2017

Fewest First Downs Allowed, Game

5 vs. Oakland Dec. 7, 1997
6 at Boston Sept. 21, 1969
6 vs. Boston Oct. 11, 1970
6 at Chicago Dec. 29, 1990
7 10 times; Last at Washington Oct. 18, 2009

Most First Downs Allowed, Game

35 vs. San Diego Oct. 19, 1986
35 vs. Houston Oct. 13, 2019
34 at Denver Nov. 18, 1974
34 at Cleveland Oct. 30, 1977

FIRST DOWNS RUSHING

Fewest Rushing First Downs Allowed, Season

52 1968
53 1969
67 1965

Most Rushing First Downs Allowed, Season

169 1977
162 1988
149 1975

Fewest Rushing First Downs Allowed, Game

*0 vs. Houston Dec. 4, 1960
0 vs. Buffalo Dec. 3, 1967
0 at Denver Oct. 3, 1971
0 at Oakland Dec. 3, 1995
0 vs. Oakland Dec. 7, 1997
0 vs. St. Louis Dec. 8, 2002
0 vs. N.Y. Jets Sept. 11, 2005
1 20 times; Last vs. Dallas Nov. 21, 2021

*NFL RECORD

Most Rushing First Downs Allowed, Game

21 vs. Pittsburgh Nov. 7, 1976
20 at Oakland Dec. 28, 2002
19 at Cleveland Oct. 30, 1977

FIRST DOWNS PASSING

Fewest Passing First Downs Allowed, Season

92 1982 (9 games)
95 1973
111 1969, 1970

Most Passing First Downs Allowed, Season

247 2018
227 2002
209 2016, 2021
207 2022
204 2017

Fewest Passing First Downs Allowed, Game

*0 at Houston Oct. 9, 1988
0 vs. San Diego Sept. 20, 1998
2 8 times; Last at Denver Jan. 1, 2012

*NFL RECORD

Most Passing First Downs Allowed, Game

25 at Denver Nov. 18, 1974
25 at Denver Nov. 14, 2010
25 at Pittsburgh Sept. 16, 2018
23 at Oakland Oct. 19, 2017
23 at L.A. Chargers Sept. 9, 2018
23 at Tampa Bay Oct. 2, 2022

FIRST DOWNS BY PENALTY

Fewest Penalty First Downs Allowed, Season

9 1982 (9 games)
11 1964
13 1980

Most Penalty First Downs Allowed, Season

56 1998
43 2018
40 2004
39 2019
38 2020
36 1993, 2017

Most Penalty First Downs Allowed, Game

7 2 times; Last N.Y. Jets Dec. 11, 2011
6 13 times; Last at Cincinnati Jan. 2, 2022

NET YARDS ALLOWED PASSING AND RUSHING

Fewest Yards Allowed, Season

2,733 1982 (9 games)
3,163 1969
3,575 1973
3,667 1970
3,749 1965

Most Yards Allowed, Season

6,488 2018
6,291 2008
6,272 2021
6,248 2002
6,211 2009

Fewest Yards Allowed, Game

89 vs. Seattle Dec. 24, 1995
91 vs. Houston Oct. 12, 1969
93 vs. Oakland Dec. 7, 1997
100 at Boston Sept. 21, 1969
105 vs. Boston Dec. 14, 1963
105 vs. Boston Oct. 11, 1970

Most Yards Allowed, Game

563 vs. Houston Dec. 16, 1990
542 at N.Y. Jets Oct. 2, 1988 (OT)
542 at Tennessee Dec. 13, 2004
541 at L.A. Chargers Sept. 9, 2018
539 at Oakland Nov. 3, 1968
539 vs. Oakland Oct. 3, 1977

PLAYS

Fewest Plays Allowed, Season

556 1982 (9 games)
808 1969
813 1971

Most Plays Allowed, Season

1,159 1984
1,126 1985
1,109 2018
1,102 1981

Fewest Plays Allowed, Game

39 vs. Houston Oct. 22, 1967
39 vs. Oakland Dec. 7, 1997
40 vs. Cincinnati Oct. 13, 1968
40 at Boston Sept. 21, 1969

Most Plays Allowed, Game

97 at N.Y. Jets Oct. 2, 1988 (OT)
95 vs. San Diego Oct. 19, 1986
91 vs. Chicago Nov. 8, 1981

RUSHING

RUSHING ATTEMPTS

Fewest Rushing Attempts Allowed, Season

TEAM DEFENSIVE RECORDS

279 1982 (9 games)
316 1969
343 1967

Most Rushing Attempts Allowed, Season

634 1977
609 1988
601 1978

Fewest Rushing Attempts Allowed, Game

6 at Tampa Bay Oct. 2, 2022
9 at Oakland Dec. 5, 2004
11 at New Orleans Sept. 4, 1994
11 at Oakland Dec. 3, 1995
11 vs. Oakland Dec. 10, 2017
12 at N.Y. Jets Nov. 27, 1966
12 at Seattle Nov. 28, 2010
12 vs. Las Vegas Dec. 12, 2021

Most Rushing Attempts Allowed, Game

65 at Buffalo Oct. 29, 1973
62 at Tampa Bay Dec. 16, 1979
61 at Oakland Dec. 8, 1973
61 vs. Chicago Nov. 8, 1981

RUSHING YARDS

Fewest Rushing Yards Allowed, Season

980 1960
1,066 1982 (9 games)
1,091 1969

Fewest Rushing Yards Per Game Allowed, Season

70.0 1960 (980 in 14 games)
77.9 1969 (1,091 in 14 games)
82.9 1995 (1,327 in 16 games)

Most Rushing Yards Allowed, Season

2,971 1977
2,861 1976
2,712 1975

Most Rushing Yards Per Game Allowed, Season

211.8 1977 (2,971 in 14 games)
204.4 1976 (2,861 in 14 games)
193.7 1975 (2,712 in 14 games)

Fewest Rushing Yards Allowed, Game

3 at San Diego Nov. 19, 1961
3 at Tampa Bay Oct. 2, 2022
8 at Oakland Dec. 3, 1995
12 Tampa Bay Sept. 13, 1981
14 at Tampa Bay Oct. 31, 1976

Most Rushing Yards Allowed, Game

351 vs. Cleveland Dec. 20, 2009
332 vs. Tennessee Oct. 19, 2008
330 vs. Pittsburgh Nov. 7, 1976
322 at Cleveland Oct. 30, 1977
300 vs. Oakland Sept. 14, 2008

Fewest Individual 100-Yard Games Allowed, Season

0 1960, 1969, 1971, 1981, 1995

Most Individual 100-Yard Games Allowed, Season

9 2003
8 1976, 1977, 2007

RUSHING TOUCHDOWNS

Fewest Rushing Touchdowns Allowed, Season

4 1968
5 2016
6 1969, 1971
7 1982 (9 games), 1995, 2013, 2015

Most Rushing Touchdowns Allowed, Season

25 2008
24 1975, 1976
23 1977, 1988

Most Rushing Touchdowns Allowed, Game

5 vs. Pittsburgh Nov. 7, 1976
5 at Denver Dec. 7, 2003
4 8 times; Last vs Cleveland Sept. 12, 2021

PASSING ATTEMPTS

Fewest Pass Attempts Allowed, Season

262 1982 (9 games)
324 1973

325 1975
333 1977

Most Pass Attempts Allowed, Season

632 2018
619 2022
616 2002
610 2021
607 2015

Fewest Pass Attempts Allowed, Game

8 vs. Denver Nov. 13, 2011
9 at N.Y. Jets Nov. 7, 1971
9 vs. Oakland Dec. 8, 1974
10 vs. L.A. Raiders Sept. 16, 1973
10 at San Diego Dec. 18, 1988

Most Pass Attempts Allowed, Game

65 vs. San Diego Oct. 19, 1986
61 vs. Seattle Sept. 29, 1985
61 vs. Jacksonville Oct. 7, 2018
60 at Oakland Oct. 5, 1980
60 at Pittsburgh Sept. 16, 2018

COMPLETIONS

Fewest Pass Completions Allowed, Season

155 1982 (9 games)
157 1973
175 1977
186 1972, 1975
195 1970

Most Pass Completions Allowed, Season

408 2022
406 2018
403 2002
401 2021
352 2019

Fewest Pass Completions Allowed, Game

1 vs. San Diego Sept. 20, 1998
2 vs. Denver Nov. 13, 2011
3 vs. Houston Oct. 22, 1967
3 at N.Y. Jets Nov. 7, 1971
3 vs. Oakland Dec. 8, 1974
4 at San Diego Nov. 2, 1986
4 at Houston Oct. 9, 1988

Most Pass Completions Allowed, Game

39 at New England Sept. 22, 2002
39 at Pittsburgh Sept. 16, 2018
39 at Tampa Bay Oct. 2, 2022
37 vs. San Diego Dec. 22, 1985
37 vs. San Diego Oct. 19, 1986
37 vs. New Orleans Oct. 23, 2016
35 vs. Oakland Oct. 27, 2002

PASSING YARDS

Fewest Net Passing Yards Allowed, Season

1,619 1973
1,667 1982 (9 games)
1,942 1973
2,010 1970

Most Net Passing Yards Allowed, Season

4,374 2018
4,273 2021
4,203 2004
4,181 2002
3,962 2013

Fewest Net Passing Yards Allowed, Game

-19 vs. San Diego Sept. 20, 1998
9 vs. N.Y. Jets Nov. 7, 1971
12 vs. Oakland Dec. 8, 1974

Most Net Passing Yards Allowed, Game

505 vs. Houston Dec. 16, 1990
472 vs. Indianapolis Oct. 31, 2004
469 at Oakland Nov. 3, 1968

Fewest Individual 300-Yard Games Allowed, Season

0 1962, 1970, 1971, 1972, 1973, 1974, 1977, 1978, 1988, 2000

Most Individual 300-Yard Games Allowed, Season

8 2002

PASSING TOUCHDOWNS

Fewest Passing Touchdowns Allowed, Season

10 1969
11 1971, 1973

TEAM DEFENSIVE RECORDS

12 1982 (9 games), 1988

Most Passing Touchdowns Allowed, Season

33 2022
32 2004
30 2018
29 2012, 2020
27 2002, 2021

Most Passing Touchdowns Allowed, Game

5 at Houston Oct. 24, 1965
5 vs. Indianapolis Oct. 31, 2004
5 at Denver Nov. 14, 2010
5 vs. Denver Dec. 1, 2013
5 at Green Bay Sept. 28, 2015
5 at Pittsburgh Oct. 2, 2016
5 at Houston Oct. 8, 2017
4 20 times; Last at Denver Dec. 11, 2022

SACKS

Most Seasons Leading League

4 1960, 1965, 1969, 1990

Most Sacks, Season

60.0 1990
55.0 2022
54.0 1997
52.0 2018
51.0 2000

Fewest Sacks, Season

*10.0 2008
15.0 1982 (9 games)
22.0 1976, 2009
23.0 1988

*NFL RECORD

Most Sacks, Game

11.0 vs. Cleveland Sept. 30, 1984
10.0 vs. Oakland Sept. 6, 1998
9.0 at Buffalo Nov. 2, 1969
9.0 vs. Seattle Nov. 11, 1990
9.0 vs. Oakland Oct. 13, 2013
9.0 at Denver Oct. 17, 2019

Most Opponents Yards Lost Attempting to Pass, Season

439 1968

Fewest Opponents Yards Lost Attempting to Pass, Season

62 2008
120 1982 (9 games)
137 2009

INTERCEPTIONS BY

Most Consecutive Seasons Leading League

5 1966-70

Most Passes Intercepted By, Season

37 1968
33 1966
32 1960, 1962, 1969

Fewest Passes Intercepted By, Season

7 2012
11 1987, 2022
12 1982 (9 games), 1994

Most Passes Intercepted By, Game

7 at San Diego Dec. 8, 1968
6 8 times; Last vs. New York Jets Sept. 25, 2016

Most Consecutive Games, One or More Interceptions By

23 1967-69
18 1966-67
16 1982-83

INTERCEPTION RETURNS

Most Yards Returning Interceptions, Season

596 1969
578 1967
567 1986

Fewest Yards Returning Interceptions, Season

119 2012
124 2006
140 1987
141 2019

Most Yards Returning Interceptions, Game

188 vs. N.Y. Titans Dec. 17, 1961
162 at Oakland Dec. 6, 2015

142 vs. L.A. Raiders Oct. 28, 1991

136 vs. Seattle Dec. 11, 1977

Most Touchdowns Returning Interceptions, Season

6 1992
5 1972, 1974, 1999, 2013
4 1960, 1967, 1986, 1997, 2015, 2016

Most Touchdowns Returning Interceptions, Game

2 vs. N.Y. Titans Dec. 17, 1961
2 at Denver Oct. 1, 1972
2 at Denver Dec. 19, 1982
2 vs. San Diego Oct. 19, 1986
2 vs. Denver Dec. 27, 1992
2 at Baltimore Oct. 21, 1999
2 at Denver Jan. 3, 2010
2 at Oakland Oct. 23, 2011

Most Touchdowns Returning Interceptions, Both Teams, Game

*4 Kansas City (0) at Seattle (4) Nov. 4, 1984
3 Kansas City (2) vs. San Diego (1) Oct. 19, 1986

*NFL RECORD

OPPONENTS INTERCEPTIONS

Most Yards, Interception Returns Opponents, Season

688 1984

Most Yards Interception Returns, Opponent, Game

*325 at Seattle Nov. 4, 1984

*NFL RECORD

Most Touchdowns Returning Interceptions Opponents, Season

7 1984

Most Touchdowns Returning Interceptions Opponent, Game

*4 at Seattle Nov. 4, 1984

*NFL RECORD

PUNTING

Most Opponents Punts, Season

102 1995
98 1999
94 1969

Fewest Opponents Punts, Season

38 1982 (9 games)
50 2008
52 2018, 2021
55 1962

Lowest Opponents Average Distance, Season

37.0 1986, 1990
38.6 1982 (9 games)
38.9 1981

Highest Opponents Average Distance, Season

48.1 2021
47.6 2011
47.6 2022
46.8 2012
46.6 2013

Most Opponents Punts Blocked, Season

6 1990
4 1986
3 1963, 1982
2 1966, 1979, 1980, 1989, 1997, 2001, 2002, 2006

Most Opponents Punts Blocked, Game

3 vs. Denver Dec. 8, 1963
2 at Seattle Sept. 30, 1979
2 vs. Cleveland Sept. 30, 1990

PUNT RETURNS

Fewest Opponents Punt Returns, Season

15 2020
17 2018, 2021
19 2019
20 1961
22 1982, 2022

TEAM DEFENSIVE RECORDS

Most Opponents Punt Returns, Season

60 1984
55 1974, 1976
54 1983

Most Opponents Punt Returns, Game

9 at Cincinnati Nov. 24, 1974

Fewest Punt Return Yards Allowed, Season

84 2021
89 2019
97 2018
119 2020
157 1960, 2016

Most Punt Return Yards Allowed, Season

702 1977
634 1974
572 1986

Most Punt Return Yards Allowed, Game

170 at San Diego Sept. 26, 1965

Lowest Punt Return Average Allowed, Season

4.68 2019 (19-89)
4.94 2021 (17-84)
5.23 2016 (30-157)
5.71 2018 (17-97)
5.81 1960 (27-157)

Highest Punt Returns Average Allowed, Season

15.36 1982 (22-338) (9 games)
14.93 1965 (29-433)
14.04 1977 (50-702)

Most Punt Returns Touchdowns Allowed, Season

2 1982, 1990, 2004, 2012

KICKOFF RETURNS

Fewest Opponents Kickoff Returns, Season

25 2011, 2017
27 2012
33 2022
34 2021
35 2016

Most Opponents Kickoff Returns, Season

88 2002
87 2003
85 2004
84 1966

Fewest Kickoff Return Yards Allowed, Season

486 2017
549 2020
605 2011
658 2021
690 2012

Most Kickoff Return Yards Allowed, Season

2,053 2005
2,045 1966
2,043 2003
1,908 2004
1,880 2002

Most Kickoff Return Yards Allowed, Game

289 at Denver Sept. 7, 1963
278 vs. Cleveland Dec. 20, 2009

Lowest Kickoff Return Average Allowed, Season

17.17 1990 (81-1,391)
18.00 1986 (71-1,278)
18.57 2017 (23-427)
18.80 1992 (64-1,203)

Highest Kickoff Return Average Allowed, Season

25.78 1973 (40-1,031)
25.56 2012 (27-690)
25.37 1974 (54-1,370)

Most Kickoff Return Touchdowns Allowed, Season

2 1988
2 1989
2 2009

BLOCKED FIELD GOALS

Most Blocked Field Goals, Season

6 1960
5 1966
4 1962, 1965, 1973
3 1963, 1967, 1996
2 1982 (9 games), 1986, 1992, 1993, 2003

Most Blocked Field Goals, Game

3 at San Diego Oct. 15, 1967
2 vs. Buffalo Dec. 18, 1960
2 at Oakland Nov. 3, 1963
2 at Oakland Sept. 18, 1966
2 at San Diego Oct. 15, 1967
2 at Green Bay Oct. 4, 1973
2 at San Diego Oct. 17, 1993
2 at San Diego Nov. 30, 2003

FUMBLES

Fewest Opponents Fumbles, Season

16 1971, 2020, 2022
18 1984, 2011
19 2000, 2012, 2015, 2017

Fewest Opponents Fumbles Recovered, Season

6 2011, 2012, 2020
7 1971, 2015, 2019
8 1966, 2004, 2007
9 2010, 2022
10 1982 (9 games), 1996, 2017

Most Opponents Fumbles, Season

42 1981
40 1975
39 1977

Most Opponents Fumbles Recovered, Season

26 1994
25 1990
23 1977

TURNOVERS

Fewest Opponents Turnovers, Season

13 2012
20 2022
21 2004
22 1982 (9 games), 2007, 2020
23 2010, 2019

Most Opponents Turnovers, Season

51 1983
49 1962, 1968, 1986

Most Opponents Turnovers, Game

9 vs. Houston Oct. 28, 1962
9 vs. Houston Oct. 12, 1969
9 vs. St. Louis Oct. 2, 1983

Best Turnover Ratio, Season

26 1990 (45 takes/19 gives)
22 1968 (49 takes/27 gives)
21 1999 (45 takes/21 gives)
18 1962 (49 takes/31 gives)
18 1992 (39 takes/21 gives)
18 2013 (36 takes/18 gives)

Worst Turnover Ratio, Season

-24 2012 (13 takes/37 gives)
-13 1987 (28 takes/41 gives)
-11 2007 (22 takes/33 gives)
-8 1965 (33 takes/41 gives)
-8 1989 (33 takes/41 gives)

OPPONENT RECORDS

SINGLE GAME

PASSING

Pass Attempts (All 50+)

| | | |
|----|--------------------------------|----------------|
| 61 | Blake Bortles, Jacksonville | Oct. 7, 2018 |
| 60 | Ben Roethlisberger, Pittsburgh | Sept. 16, 2018 |
| 58 | Mark Hermann, San Diego | Dec. 22, 1985 |
| 56 | Kyle Orton, Denver | Jan. 3, 2010 |
| 55 | Rich Gannon, Oakland | Oct. 27, 2002 |
| 54 | Steve DeBerg, Tampa Bay | Oct. 28, 1984 |
| 54 | Tom Brady, New England | Sept. 22, 2002 |
| 52 | Jim Plunkett, Oakland | Oct. 5, 1980 |
| 52 | Derek Carr, Oakland | Oct. 19, 2017 |
| 52 | Philip Rivers, L.A. Chargers | Nov. 18, 2019 |
| 52 | Tom Brady, Tampa Bay | Oct. 2, 2022 |
| 51 | Philip Rivers, L.A. Chargers | Sept. 9, 2018 |
| 50 | Brian Griese, Denver | Oct. 20, 2002 |

Pass Completions (All 30+)

| | | |
|----|--------------------------------------|----------------|
| 39 | Tom Brady, New England | Sept. 22, 2002 |
| 39 | Ben Roethlisberger, Pittsburgh | Sept. 16, 2018 |
| 39 | Tom Brady, Tampa Bay | Oct. 2, 2022 |
| 37 | Mark Hermann, San Diego | Dec. 22, 1985 |
| 37 | Drew Brees, New Orleans | Oct. 23, 2016 |
| 35 | Rich Gannon, Oakland | Oct. 27, 2002 |
| 34 | Jim Plunkett, Oakland | Sept. 12, 1985 |
| 34 | Philip Rivers, San Diego | Dec. 14, 2008 |
| 34 | Philip Rivers, L.A. Chargers | Sept. 9, 2018 |
| 33 | Drew Bledsoe, New England | Dec. 4, 2000 |
| 33 | Donovan McNabb, Philadelphia | Oct. 2, 2005 |
| 33 | Blake Bortles, Jacksonville | Oct. 7, 2018 |
| 33 | Derek Carr, Las Vegas | Dec. 12, 2021 |
| 33 | Justin Herbert, Los Angeles Chargers | Sept. 15, 2022 |
| 32 | Jay Cutler, Denver | Dec. 7, 2008 |
| 32 | Ben Roethlisberger, Pittsburgh | Nov. 22, 2009 |
| 32 | Kyle Orton, Denver | Jan. 3, 2010 |
| 32 | Jalen Hurts, Philadelphia | Oct. 3, 2021 |
| 31 | Jim Zorn, Seattle | Sept. 27, 1981 |
| 31 | Rich Gannon, Oakland | Sept. 9, 2001 |
| 31 | Marc Bulger, St. Louis | Nov. 5, 2006 |
| 31 | Jeff Garcia, Tampa Bay | Nov. 2, 2008 |
| 31 | Derek Carr, Oakland | Dec. 6, 2015 |
| 31 | Jared Goff, L.A. Rams | Nov. 19, 2018 |
| 31 | Philip Rivers, L.A. Chargers | Dec. 29, 2019 |
| 30 | Dan Fouts, San Diego | Oct. 14, 1984 |
| 30 | Tony Romo, Dallas | Sept. 15, 2013 |
| 30 | Deshaun Watson, Houston | Oct. 13, 2019 |
| 30 | Joe Burrow, Cincinnati | Jan. 2, 2022 |

Passing Yards (All 400+)

| | | |
|-----|--------------------------------|----------------|
| 527 | Warren Moon, Houston | Dec. 16, 1990 |
| 472 | Peyton Manning, Indianapolis | Oct. 31, 2004 |
| 452 | Ben Roethlisberger, Pittsburgh | Sept. 16, 2018 |
| 446 | Joe Burrow, Cincinnati | Jan. 2, 2022 |
| 445 | Charley Johnson, Denver | Nov. 18, 1974 |
| 431 | Kyle Orton, Denver | Jan. 3, 2010 |
| 430 | Blake Bortles, Jacksonville | Oct. 7, 2018 |
| 426 | Billy Volek, Tennessee | Dec. 13, 2004 |
| 424 | Philip Rivers, L.A. Chargers | Sept. 9, 2018 |
| 417 | Derek Carr, Oakland | Oct. 19, 2017 |
| 413 | Pete Beathard, Houston | Sept. 9, 1968 |
| 413 | Jared Goff, L.A. Rams | Nov. 19, 2018 |
| 410 | Tom Brady, New England | Sept. 22, 2002 |
| 403 | Peyton Manning, Denver | Dec. 1, 2013 |
| 400 | John Elway, Denver | Dec. 6, 1998 |

Touchdown Passes

| | | |
|---|--------------------------------|----------------|
| 5 | George Blanda, Houston | Oct. 24, 1965 |
| 5 | Peyton Manning, Indianapolis | Oct. 31, 2004 |
| 5 | Peyton Manning, Denver | Dec. 1, 2013 |
| 5 | Aaron Rodgers, Green Bay | Sept. 28, 2015 |
| 5 | Ben Roethlisberger, Pittsburgh | Oct. 2, 2016 |
| 5 | Deshaun Watson, Houston | Oct. 8, 2017 |

Interceptions Thrown

| | | |
|---|-----------------------------|----------------|
| 6 | John Hadl, San Diego | Dec. 8, 1968 |
| 6 | Ryan Fitzpatrick, N.Y. Jets | Sept. 25, 2016 |
| 5 | George Blanda, Houston | Oct. 28, 1962 |
| 5 | John Hadl, San Diego | Dec. 16, 1962 |
| 5 | Babe Parilli, Boston | Dec. 14, 1963 |
| 5 | George Blanda, Houston | Oct. 4, 1964 |
| 5 | Pete Beathard, Houston | Oct. 12, 1969 |
| 5 | Marty Domres, San Diego | Nov. 9, 1969 |

| | | |
|---|-------------------------|---------------|
| 5 | Alan Pastrana, Denver | Dec. 6, 1970 |
| 5 | James Harris, San Diego | Nov. 26, 1978 |
| 5 | Jim Plunkett, Oakland | Oct. 5, 1980 |
| 5 | Jim Zorn, Seattle | Nov. 9, 1980 |
| 5 | Dave Krieg, Seattle | Dec. 9, 1984 |
| 5 | John Elway, Denver | Dec. 14, 1985 |

Long Pass (All 80+)

| | | |
|----|----------------------------------------|----------------|
| 90 | N. Johnson to R. Upchurch, Denver | Sept. 21, 1975 |
| 89 | J. Kemp to E. Dubenion, Buffalo | Oct. 13, 1963 |
| 87 | S. McNair to M. Clayton, Baltimore | Dec. 10, 2006 |
| 87 | M. Hasselbeck to B. Obomanu, SEA | Nov. 28, 2010 |
| 82 | J. Lee to A. Denson, Denver | Nov. 1, 1964 |
| 82 | D. Lamonica to F. Biletnikoff, Oakland | Nov. 3, 1968 |
| 82 | B. Griese to S. Sharpe, Denver | Oct. 20, 2002 |
| 80 | J. Lee to B. Groman | Oct. 22, 1961 |
| 80 | S. Wyche to B. Trumpy | Sept. 28, 1969 |

RECEIVING

Pass Receptions

| | | |
|----|---------------------------|----------------|
| 16 | Troy Brown, New England | Sept. 22, 2002 |
| 14 | Kellen Winslow, San Diego | Dec. 11, 1983 |
| 14 | Jabar Gaffney, Denver | Jan. 3, 2010 |
| 13 | Joe Washington, Baltimore | Sept. 2, 1979 |
| 13 | Terrance Mathis, Atlanta | Sept. 18, 1994 |
| 13 | Tim Brown, Oakland | Oct. 27, 2002 |
| 13 | Steven Jackson, St. Louis | Nov. 5, 2006 |
| 13 | Hunter Renfrow, Las Vegas | Dec. 12, 2021 |

Receiving Yards (All 200+)

| | | |
|-----|---------------------------|----------------|
| 266 | Ja'Marr Chase, Cincinnati | Jan. 2, 2022 |
| 250 | Miles Austin, Dallas | Oct. 11, 2009 |
| 245 | Haywood Jeffires, Houston | Dec. 16, 1990 |
| 233 | Drew Bennett, Tennessee | Dec. 13, 2004 |
| 232 | Lance Alworth, San Diego | Oct. 20, 1963 |
| 214 | Shannon Sharpe, Denver | Oct. 20, 2002 |
| 213 | Jabar Gaffney, Denver | Jan. 3, 2010 |
| 210 | Amari Cooper, Oakland | Oct. 19, 2017 |
| 203 | Don Maynard, N.Y. Jets | Sept. 15, 1968 |

Touchdown Receptions

| | | |
|---|---------------------------|----------------|
| 4 | Eric Decker, Denver | Dec. 1, 2013 |
| 3 | Bob Chandler, Buffalo | Oct. 3, 1976 |
| 3 | Kellen Winslow, San Diego | Dec. 11, 1983 |
| 3 | Shannon Sharpe, Denver | Dec. 12, 1993 |
| 3 | Drew Bennett, Tennessee | Dec. 13, 2004 |
| 3 | Antonio Gates, San Diego | Oct. 30, 2005 |
| 3 | Randall Cobb, Green Bay | Sept. 28, 2015 |
| 3 | DeAndre Hopkins, Houston | Oct. 8, 2017 |
| 3 | Ja'Marr Chase, Cincinnati | Jan. 2, 2022 |
| 3 | Jerry Jeudy, Denver | Dec. 11, 2022 |

RUSHING

Rushing Attempts

| | | |
|----|-------------------------|---------------|
| 39 | O.J. Simpson, Buffalo | Oct. 29, 1973 |
| 39 | Ricky Bell, Tampa Bay | Dec. 16, 1979 |
| 39 | Marion Butts, San Diego | Dec. 17, 1989 |

Rushing Yards (All 200+)

| | | |
|-----|----------------------------|--------------------|
| 286 | Jerome Harrison, Cleveland | Dec. 20, 2009 |
| 220 | Tiki Barber, N.Y. Giants | Dec. 17, 2005 |
| 218 | Clinton Portis, Denver | Dec. 7, 2003 |
| 217 | Gary Anderson, San Diego | Dec. 18, 1988 |
| 214 | Greg Pruitt, Cleveland | Dec. 14, 1975 |
| 207 | Curt Warner, Seattle | Nov. 27, 1983 (OT) |

Rushing Touchdowns

| | | |
|---|-----------------------------|--------------------|
| 5 | Clinton Portis, Denver | Dec. 7, 2003 |
| 3 | Jon Keyworth, Denver | Nov. 18, 1974 |
| 3 | Greg Pruitt, Cleveland | Dec. 14, 1975 |
| 3 | Pete Banaszak, Oakland | Dec. 21, 1975 |
| 3 | Walter Payton, Chicago | Nov. 13, 1977 |
| 3 | Curt Warner, Seattle | Nov. 27, 1983 (OT) |
| 3 | Marcus Allen, L.A. Raiders | Nov. 25, 1990 |
| 3 | Rodney Hampton, N.Y. Giants | Dec. 19, 1992 |
| 3 | Terrell Davis, Denver | Dec. 6, 1998 |
| 3 | Curtis Martin, N.Y. Jets | Nov. 11, 2001 |
| 3 | Clinton Portis, Denver | Dec. 15, 2002 |
| 3 | Onterio Smith, Minnesota | Dec. 20, 2003 |
| 3 | Michael Pittman, Tampa Bay | Nov. 7, 2004 |
| 3 | Michael Turner, Atlanta | Sept. 21, 2008 |
| 3 | LenDale White, Tennessee | Oct. 19, 2008 |
| 3 | Jerome Harrison, Cleveland | Dec. 20, 2009 |
| 3 | Jeremy Hill, Cincinnati | Oct. 4, 2015 |
| 3 | Mike Gillislee, New England | Sept. 7, 2017 |
| 3 | Mark Ingram, Baltimore | Sept. 22, 2019 |

Long Run (All 80+)

OPPONENT RECORDS

| | | |
|-------------------------|--------------------------------|----------------|
| 87 | Paul Lowe, San Diego | Sept. 10, 1961 |
| 85 | LaDainian Tomlinson, San Diego | Dec. 17, 2006 |
| 80 | LenDale White, Tennessee | Oct. 19, 2008 |
| Total Touchdowns | | |
| 5 | Clinton Portis, Denver | Dec. 7, 2003 |
| 4 | Clinton Portis, Denver | Dec. 15, 2002 |
| 4 | Eric Decker, Denver | Dec. 1, 2013 |

DEFENSE / SPECIAL TEAMS

| | | |
|--------------------------------------------|---------------------------|----------------|
| Interceptions Made | | |
| 4 | Deltha O'Neal, Denver | Oct. 7, 2001 |
| 3 | David Fulcher, Cincinnati | Oct. 1, 1989 |
| Long Interception Return (All 100+) | | |
| 102 | Marcus Coleman, Houston | Sept. 26, 2004 |
| 101 | Tony Greene, Buffalo | Oct. 3, 1976 |
| 100 | Speedy Duncan, San Diego | Oct. 15, 1967 |
| Long Punt Return | | |
| 95 | Johnny Bailey, Chicago | Dec. 29, 1990 |
| Long Kickoff Return (All 100+) | | |
| 103 | Joshua Cribbs, Cleveland | Dec. 20, 2009 |
| 100 | Nemiah Wilson, Denver | Oct. 8, 1966 |
| 100 | Joshua Cribbs, Cleveland | Dec. 20, 2009 |

| | | |
|-------------------------------------------|-------------------------------|----------------|
| Long Punt (All 80+) | | |
| 83 | Chris Norman, Denver | Sept. 23, 1984 |
| 82 | Paul Maguire, San Diego | Nov. 5, 1961 |
| Long Field Goal (All 55+) | | |
| 59 | Matt Bryant, Atlanta | Dec. 4, 2016 |
| 57 | Sebastian Janikowski, Oakland | Dec. 16, 2012 |
| 56 | Sebastian Janikowski, Oakland | Sept. 14, 2008 |
| 56 | Matt Prater, Denver | Sept. 28, 2008 |
| 55 | John Kasay, Seattle | Jan. 2, 1994 |
| 55 | Kris Brown, Pittsburgh | Oct. 14, 2001 |
| 55 | Sebastian Janikowski, Oakland | Nov. 25, 2007 |
| 55 | Nate Kaeding, San Diego | Nov. 29, 2009 |
| Times Sacked (All 10.0+) | | |
| 11 | Paul McDonald, Cleveland | Sept. 30, 1984 |
| 10 | Jeff George, Oakland | Sept. 6, 1998 |
| Touchdowns On Interception Returns | | |
| 2 | Dave Brown, Seattle | Nov. 4, 1984 |
| Fumbles | | |
| 6 | Dave Krieg, Seattle | Nov. 5, 1989 |

CHIEFS INDIVIDUAL PLAYOFF RECORDS

SERVICE

Most Games Played, Career

| | | |
|----|-------------------|---------|
| 18 | Travis Kelce | 2013-22 |
| 18 | James Winchester | 2015-22 |
| 15 | Daniel Sorensen | 2014-21 |
| 15 | Harrison Butker | 2017-22 |
| 15 | Chris Jones | 2016-22 |
| 14 | Patrick Mahomes | 2017-22 |
| 14 | Derrick Nnadi | 2018-22 |
| 13 | Tyreek Hill | 2016-21 |
| 13 | Demarcus Robinson | 2016-21 |
| 13 | Anthony Sherman | 2013-20 |
| 12 | Dustin Colquitt | 2005-19 |
| 12 | Nick Allegretti | 2019-22 |
| 12 | Frank Clark | 2019-22 |
| 11 | Anthony Hitchens | 2018-21 |
| 11 | Ben Niemann | 2018-21 |
| 11 | Charvarius Ward | 2018-21 |
| 11 | Eric Fisher | 2013-20 |
| 11 | Andrew Wylie | 2017-22 |
| 10 | John Alt | 1984-96 |
| 10 | Tim Grunhard | 1990-00 |
| 10 | Dave Szott | 1990-00 |
| 10 | Derrick Thomas | 1989-99 |
| 10 | Mecole Hardman | 2019-22 |
| 10 | Marcus Kemp | 2017-22 |

SCORING

Most Points, Career

| | | |
|-----|----------------------------------------------|---------|
| 117 | Harrison Butker (15 games - 21 FGs, 54 PATs) | 2017-22 |
| 90 | Travis Kelce (17 games - 15 TDs) | 2013-22 |
| 60 | Damien Williams (5 games - 10 TDs) | 2018-19 |
| 37 | Nick Lowery (8 games - 8 FGs, 13 PATs) | 1980-93 |
| 36 | Tyreek Hill (13 games - 6 TDs) | 2016-21 |
| 35 | Jan Stenerud (5 games - 9 FGs, 8 PATs) | 1967-79 |
| 30 | Patrick Mahomes (14 games - 5 TDs) | 2017-22 |
| 24 | Cairo Santos (3 games - 6 FGs, 6 PATs) | 2014-16 |

Most Points, Game

| | | |
|----|-----------------------------------|---------------|
| 18 | Damien Williams vs. New England | Jan. 20, 2019 |
| 18 | Damien Williams vs. Houston | Jan. 12, 2020 |
| 18 | Travis Kelce vs. Houston | Jan. 12, 2020 |
| 14 | Ryan Succop at Indianapolis | Jan. 4, 2014 |
| 12 | Abner Haynes vs. Houston | Dec. 23, 1962 |
| 12 | Mike Garrett at Buffalo | Jan. 1, 1967 |
| 12 | Ed Podolak vs. Miami | Dec. 25, 1971 |
| 12 | Dante Hall vs. Indianapolis | Jan. 11, 2004 |
| 12 | Priest Holmes vs. Indianapolis | Jan. 11, 2004 |
| 12 | Knile Davis at Indianapolis | Jan. 4, 2014 |
| 12 | Cairo Santos at Houston | Jan. 9, 2016 |
| 12 | Damien Williams vs. San Francisco | Feb. 2, 2020 |
| 12 | Travis Kelce vs. Buffalo | Jan. 24, 2021 |
| 12 | Byron Pringle vs. Pittsburgh | Jan. 16, 2022 |
| 12 | Harrison Butker vs. Buffalo | Jan. 23, 2022 |
| 12 | Travis Kelce vs. Jacksonville | Jan. 21, 2023 |

Most Touchdowns, Career

| | | |
|----|----------------------------|---------|
| 16 | Travis Kelce (18 games) | 2013-22 |
| 10 | Damien Williams (5 games) | 2018-19 |
| 6 | Tyreek Hill (13 games) | 2016-21 |
| 5 | Patrick Mahomes (14 games) | 2017-21 |
| 3 | Marcus Allen (6 games) | 1993-97 |
| 3 | Mike Garrett (6 games) | 1966-70 |
| 3 | Knile Davis (3 games) | 2013-16 |
| 3 | Byron Pringle (9 games) | 2018-21 |
| 3 | Mecole Hardman (10 games) | 2019-21 |

Most Touchdowns, Game

| | | |
|---|-----------------------------------|---------------|
| 3 | Damien Williams vs. New England | Jan. 20, 2019 |
| 3 | Damien Williams vs. Houston | Jan. 12, 2020 |
| 3 | Travis Kelce vs. Houston | Jan. 12, 2020 |
| 2 | Abner Haynes vs. Houston | Dec. 23, 1962 |
| 2 | Mike Garrett at Buffalo | Jan. 1, 1967 |
| 2 | Ed Podolak vs. Miami | Dec. 25, 1971 |
| 2 | Dante Hall vs. Indianapolis | Jan. 11, 2004 |
| 2 | Priest Holmes vs. Indianapolis | Jan. 11, 2004 |
| 2 | Knile Davis at Indianapolis | Jan. 4, 2014 |
| 2 | Damien Williams vs. San Francisco | Feb. 2, 2020 |
| 2 | Travis Kelce vs. Buffalo | Jan. 24, 2021 |
| 2 | Byron Pringle vs. Pittsburgh | Jan. 16, 2022 |
| 2 | Travis Kelce vs. Jacksonville | Jan. 21, 2023 |

Most Points After Touchdown, Career

| | | |
|----|--------------------------------------|---------|
| 54 | Harrison Butker (15 games - 57 Att.) | 2017-22 |
| 13 | Nick Lowery (8 games - 14 Att.) | 1980-93 |
| 8 | Jan Stenerud (5 games - 8 Att.) | 1967-79 |
| 6 | Ryan Succop (2 games - 6 Att.) | 2009-13 |
| 6 | Cairo Santos (3 games - 6 Att.) | 2014-17 |
| 5 | Mike Mercer (2 games - 5 Att.) | 1966 |

Most Points After Touchdown, Game

| | | |
|---|--------------------------------------------|---------------|
| 6 | Harrison Butker vs. Houston (7 Att.) | Jan. 12, 2020 |
| 6 | Harrison Butker vs. Pittsburgh (6 Att.) | Jan. 16, 2022 |
| 5 | Ryan Succop at Indianapolis (5 Att.) | Jan. 4, 2014 |
| 5 | Harrison Butker vs. Tennessee (5 Att.) | Jan. 19, 2020 |
| 5 | Harrison Butker vs. Buffalo (5 Att.) | Jan. 24, 2021 |
| 5 | Harrison Butker vs. Philadelphia (5 Att.) | Feb. 12, 2023 |
| 4 | Mike Mercer at Buffalo (4 Att.) | Jan. 1, 1967 |
| 4 | Nick Lowery at Houston (4 Att.) | Jan. 16, 1994 |
| 4 | Morten Andersen vs. Indianapolis (4 Att.) | Jan. 11, 2004 |
| 4 | Harrison Butker vs. Indianapolis (4 Att.) | Jan. 12, 2019 |
| 4 | Harrison Butker vs. New England (4 Att.) | Jan. 20, 2019 |
| 4 | Harrison Butker vs. San Francisco (4 Att.) | Feb. 2, 2020 |

Most Points After Touchdown, No Misses, Career

| | | |
|---|------------------------|---------|
| 8 | Jan Stenerud (5 games) | 1967-79 |
|---|------------------------|---------|

Most Field Goals Attempted, Career

| | | |
|----|----------------------------|---------|
| 25 | Harrison Butker (15 games) | 2017-22 |
| 17 | Jan Stenerud (5 games) | 1967-79 |
| 12 | Nick Lowery (8 games) | 1980-93 |

Most Field Goals Attempted, Game

| | | |
|---|-----------------------------|---------------|
| 5 | Jan Stenerud vs. N.Y. Jets | Dec. 20, 1969 |
| 4 | Nick Lowery vs. Miami | Jan. 5, 1991 |
| 4 | Jan Stenerud vs. Miami | Dec. 25, 1971 |
| 4 | Harrison Butker vs. Buffalo | Jan. 23, 2022 |

Most Field Goals Made, Career

| | | |
|----|--------------------------------------|---------|
| 21 | Harrison Butker (15 games - 25 Att.) | 2017-22 |
| 9 | Jan Stenerud (5 games - 17 Att.) | 1967-79 |
| 8 | Nick Lowery (8 games - 12 Att.) | 1980-93 |

Most Field Goals Made, Game

| | | |
|---|--------------------------------|---------------|
| 3 | Jan Stenerud vs. Minnesota | Jan. 11, 1970 |
| 3 | Nick Lowery at Miami | Jan. 5, 1991 |
| 3 | Ryan Succop at Indianapolis | Jan. 4, 2014 |
| 3 | Cairo Santos at Houston | Jan. 9, 2016 |
| 3 | Harrison Butker vs. Cleveland | Jan. 17, 2021 |
| 3 | Harrison Butker at Tampa Bay | Feb. 7, 2021 |
| 3 | Harrison Butker vs. Buffalo | Jan. 23, 2022 |
| 3 | Harrison Butker vs. Cincinnati | Jan. 29, 2023 |

Longest Field Goal

| | | |
|----|----------------------------------|---------------|
| 52 | Harrison Butker at Tampa Bay | Feb. 7, 2021 |
| 50 | Harrison Butker vs. Cleveland | Jan. 17, 2021 |
| 50 | Harrison Butker vs. Jacksonville | Jan. 21, 2023 |
| 50 | Harrison Butker vs. Jacksonville | Jan. 21, 2023 |
| 49 | Cairo Santos at Houston | Jan. 9, 2016 |
| 49 | Cairo Santos at Houston | Jan. 9, 2016 |
| 49 | Harrison Butker at Tampa Bay | Feb. 7, 2021 |
| 49 | Harrison Butker vs. Buffalo | Jan. 24, 2022 |

RUSHING

Most Rushing Attempts, Career

| | | |
|-----|----------------------------|---------|
| 100 | Marcus Allen (6 games) | 1993-97 |
| 81 | Damien Williams (5 games) | 2018-19 |
| 67 | Patrick Mahomes (14 games) | 2017-22 |
| 61 | Mike Garrett (6 games) | 1966-70 |
| 59 | Barry Word (4 games) | 1990-92 |

Most Rushing Attempts, Game

| | | |
|----|----------------------------------|---------------|
| 33 | Barry Word vs. L.A. Raiders | Dec. 28, 1991 |
| 25 | Damien Williams vs. Indianapolis | Jan. 12, 2019 |
| 24 | Curtis McClinton vs. Houston | Dec. 23, 1962 |
| 24 | Priest Holmes vs. Indianapolis | Jan. 11, 2004 |
| 22 | Wendell Hayes vs. Miami | Dec. 25, 1971 |
| 21 | Marcus Allen vs. Pittsburgh | Jan. 8, 1994 |
| 21 | Marcus Allen vs. Indianapolis | Jan. 7, 1996 |

Most Rushing Yards Gained, Career

| | | |
|-----|----------------------------|---------|
| 386 | Marcus Allen (6 games) | 1993-97 |
| 384 | Patrick Mahomes (14 games) | 2017-22 |
| 355 | Damien Williams (5 games) | 2018-19 |
| 208 | Wendell Hayes (5 games) | 1968-74 |
| 197 | Barry Word (4 games) | 1990-92 |

Most Rushing Yards Gained, Game

| | | |
|-----|-----------------------------------|---------------|
| 176 | Priest Holmes vs. Indianapolis | Jan. 11, 2004 |
| 130 | Barry Word vs. L.A. Raiders | Dec. 28, 1991 |
| 129 | Damien Williams vs. Indianapolis | Jan. 12, 2019 |
| 104 | Damien Williams vs. San Francisco | Feb. 2, 2020 |

CHIEFS INDIVIDUAL PLAYOFF RECORDS

| | | |
|------------------------------------------------------|-----------------------------------|---------------|
| 100 | Wendell Hayes vs. Miami | Dec. 25, 1971 |
| Most Games, 100 or More Rushing Yards, Career | | |
| 2 | Damien Williams (5 games) | 2018-19 |
| 1 | Wendell Hayes (5 games) | 1968-74 |
| 1 | Barry Word (3 games) | 1990-92 |
| 1 | Priest Holmes (1 game) | 2001-07 |
| Longest Run From Scrimmage | | |
| 50 | Mecole Hardman vs. Buffalo | Jan. 24, 2021 |
| 48 | Priest Holmes vs. Indianapolis | Jan. 11, 2004 |
| 41 | Jamaal Charles vs. Baltimore | Jan. 9, 2011 |
| 39 | Isiah Pacheco vs. Jacksonville | Jan. 21, 2023 |
| 38 | Damien Williams vs. San Francisco | Feb. 2, 2020 |
| Most Rushing Touchdowns, Career | | |
| 6 | Damien Williams (5 games) | 2018-19 |
| 5 | Patrick Mahomes (14 games) | 2017-22 |
| 3 | Marcus Allen (6 games) | 1993-97 |
| 3 | Mike Garrett (6 games) | 1966-70 |
| Most Rushing Touchdowns, Game | | |
| 2 | Mike Garrett at Buffalo | Jan. 1, 1967 |
| 2 | Priest Holmes vs. Indianapolis | Jan. 11, 2004 |
| 2 | Damien Williams vs. Houston | Jan. 12, 2020 |

PASSING

| | | |
|-------------------------------------------------------------|-------------------------------------------------|---------------|
| Most Passes Attempted, Career | | |
| 523 | Patrick Mahomes (14 games) | 2017-22 |
| 188 | Len Dawson (8 games) | 1962-75 |
| 185 | Alex Smith (5 games) | 2013-17 |
| 141 | Joe Montana (4 games) | 1993-94 |
| 64 | Dave Krieg (4 games) | 1992-93 |
| Most Passes Attempted, Game | | |
| 50 | Alex Smith at New England | Jan. 16, 2016 |
| 49 | Patrick Mahomes at Tampa Bay | Feb. 7, 2021 |
| 46 | Alex Smith at Indianapolis | Jan. 4, 2014 |
| 44 | Patrick Mahomes vs. Buffalo | Jan. 23, 2022 |
| 43 | Joe Montana vs. Pittsburgh | Jan. 8, 1994 |
| 43 | Patrick Mahomes vs. Cincinnati | Jan. 29, 2023 |
| Most Passes Completed, Career | | |
| 352 | Patrick Mahomes (14 games) | 2017-22 |
| 120 | Alex Smith (5 games) | 2013-17 |
| 107 | Len Dawson (8 games) | 1962-75 |
| 85 | Joe Montana (4 games) | 1993-94 |
| 33 | Dave Krieg (4 games) | 1992-93 |
| Most Passes Completed, Game | | |
| 33 | Patrick Mahomes vs. Buffalo | Jan. 23, 2022 |
| 30 | Alex Smith at Indianapolis | Jan. 4, 2014 |
| 30 | Patrick Mahomes vs. Pittsburgh | Jan. 16, 2022 |
| 29 | Alex Smith at New England | Jan. 16, 2016 |
| 29 | Patrick Mahomes vs. Buffalo | Jan. 24, 2021 |
| 29 | Patrick Mahomes vs. Cincinnati | Jan. 29, 2023 |
| Highest Completion Percentage, Career (100 attempts) | | |
| 67.3 | Patrick Mahomes (14 games: 523-352) | 2017-22 |
| 64.9 | Alex Smith (5 games: 185-120) | 2013-17 |
| 60.3 | Joe Montana (4 games: 141-85) | 1993-94 |
| 56.9 | Len Dawson (8 games: 188-107) | 1962-75 |
| Highest Completion Percentage, Game (15 completions) | | |
| 77.8 | Patrick Mahomes vs. Philadelphia (27-21) | Feb. 12, 2023 |
| 77.3 | Alex Smith at Houston (22-17) | Jan. 9, 2016 |
| 76.9 | Patrick Mahomes vs. Pittsburgh (39-30) | Jan. 16, 2022 |
| 76.3 | Patrick Mahomes vs. Buffalo (38-29) | Jan. 24, 2021 |
| 75.0 | Patrick Mahomes vs. Buffalo (44-33) | Jan. 23, 2022 |
| Most Passing Yards, Career | | |
| 4,084 | Patrick Mahomes (14 games) | 2017-22 |
| 1,497 | Len Dawson (8 games) | 1962-75 |
| 1,250 | Alex Smith (5 games) | 2013-17 |
| 1,014 | Joe Montana (4 games) | 1993-94 |
| 454 | Dave Krieg (4 games) | 1992-93 |
| Most Passing Yards, Game (All 300+) | | |
| 404 | Patrick Mahomes vs. Pittsburgh | Jan. 16, 2022 |
| 378 | Alex Smith at Indianapolis | Jan. 4, 2014 |
| 378 | Patrick Mahomes vs. Buffalo | Jan. 23, 2022 |
| 326 | Patrick Mahomes vs. Cincinnati | Jan. 29, 2023 |
| 325 | Patrick Mahomes vs. Buffalo | Jan. 24, 2021 |
| 321 | Patrick Mahomes vs. Houston | Jan. 12, 2020 |
| 314 | Joe Montana at Miami | Dec. 31, 1994 |
| Longest Pass Completion | | |
| 79 | Alex Smith at Indianapolis (to Donnie Avery) | Jan. 4, 2014 |
| 71 | Patrick Mahomes vs. Buffalo (to Tyreek Hill) | Jan. 24, 2021 |
| 64 | Patrick Mahomes vs. Buffalo | |

| | | |
|------------------------------------------------------|-----------------------------------------------------|---------------|
| | (to Tyreek Hill) | Jan. 23, 2022 |
| 63 | Len Dawson vs. Miami (to Elmo Wright) | Dec. 25, 1971 |
| 63 | Alex Smith at Indianapolis (to Dwayne Bowe) | Jan. 4, 2014 |
| 61 | Len Dawson at N.Y. Jets (to Otis Taylor) | Dec. 20, 1969 |
| 60 | Patrick Mahomes vs. Tennessee (to Sammy Watkins) | Jan. 19, 2020 |
| Most Touchdown Passes, Career | | |
| 35 | Patrick Mahomes (14 games) | 2017-22 |
| 9 | Alex Smith (5 games) | 2013-17 |
| 7 | Len Dawson (8 games) | 1962-75 |
| 6 | Joe Montana (4 games) | 1993-94 |
| 2 | Steve DeBerg (3 games) | 1988-91 |
| 2 | Trent Green (2 games) | 2001-06 |
| Most Touchdown Passes, Game | | |
| 5 | Patrick Mahomes vs. Houston | Jan. 12, 2020 |
| 5 | Patrick Mahomes vs. Pittsburgh | Jan. 16, 2022 |
| 4 | Alex Smith at Indianapolis | Jan. 4, 2014 |
| 3 | Joe Montana at Houston | Jan. 16, 1994 |
| 3 | Patrick Mahomes vs. New England | Jan. 20, 2019 |
| 3 | Patrick Mahomes vs. Buffalo | Jan. 24, 2021 |
| 3 | Patrick Mahomes vs. Buffalo | Jan. 23, 2022 |
| 3 | Patrick Mahomes vs. Cincinnati | Jan. 30, 2022 |
| 3 | Patrick Mahomes vs. Philadelphia | Feb. 12, 2023 |
| Most Passes Had Intercepted, Career | | |
| 8 | Len Dawson (8 games) | 1962-75 |
| 7 | Patrick Mahomes (14 games) | 2017-22 |
| 4 | Mark Vlasic (1 game) | 1991-92 |
| 4 | Joe Montana (4 games) | 1993-94 |
| Most Passes Had Intercepted, Game | | |
| 4 | Len Dawson at Oakland | Dec. 22, 1968 |
| 4 | Mark Vlasic at Buffalo | Jan. 5, 1992 |
| Highest Passer Rating, Career (Min. 150 att.) | | |
| 107.4 | Patrick Mahomes | 2017-22 |
| 96.0 | Alex Smith | 2013-17 |
| 77.4 | Len Dawson | 1962-75 |
| Highest Passer Rating, Game (Min. 20 att.) | | |
| 138.2 | Patrick Mahomes vs. Pittsburgh | Jan. 16, 2022 |
| 134.6 | Patrick Mahomes vs. Houston | Jan. 12, 2020 |
| 131.8 | Patrick Mahomes vs. Philadelphia | Feb. 12, 2023 |
| 127.6 | Patrick Mahomes vs. Buffalo | Jan. 24, 2021 |
| 124.8 | Len Dawson at Buffalo | Jan. 1, 1967 |

PASS RECEIVING

| | | |
|----------------------------------------------|-----------------------------------------|---------------|
| Most Pass Receptions, Career | | |
| 133 | Travis Kelce (18 games) | 2013-22 |
| 84 | Tyreek Hill (13 games) | 2016-21 |
| 27 | Otis Taylor (7 games) | 1965-75 |
| 27 | J.J. Birden (8 games) | 1990-94 |
| 25 | Sammy Watkins (6 games) | 2018-20 |
| Most Pass Receptions, Game | | |
| 14 | Travis Kelce vs. Jacksonville | Jan. 21, 2023 |
| 13 | Travis Kelce vs. Buffalo | Jan. 24, 2021 |
| 11 | Tyreek Hill vs. Buffalo | Jan. 23, 2022 |
| 10 | Travis Kelce vs. Houston | Jan. 12, 2020 |
| 10 | Travis Kelce at Tampa Bay | Feb. 7, 2021 |
| 10 | Travis Kelce vs. Cincinnati | Jan. 30, 2022 |
| Most Receiving Yards, Career | | |
| 1,548 | Travis Kelce (18 games) | 2013-22 |
| 1,081 | Tyreek Hill (13 games) | 2016-21 |
| 481 | Otis Taylor (7 games) | 1965-75 |
| 477 | Sammy Watkins (6 games) | 2018-20 |
| 363 | J.J. Birden (8 games) | 1990-94 |
| Most Receiving Yards, Game (All 100+) | | |
| 172 | Tyreek Hill vs. Buffalo | Jan. 24, 2021 |
| 150 | Dwayne Bowe at Indianapolis | Jan. 4, 2014 |
| 150 | Tyreek Hill vs. Buffalo | Jan. 23, 2022 |
| 142 | Stephone Paige at Miami | Jan. 5, 1991 |
| 134 | Travis Kelce vs. Houston | Jan. 12, 2020 |
| 133 | Travis Kelce at Tampa Bay | Feb. 7, 2021 |
| 128 | Travis Kelce at Houston | Jan. 9, 2016 |
| 118 | Travis Kelce vs. Buffalo | Jan. 24, 2021 |
| 117 | Otis Taylor at Oakland | Dec. 22, 1968 |
| 116 | Marquez Valdes-Scantling vs. Cincinnati | Jan. 29, 2023 |
| 114 | Sammy Watkins vs. New England | Jan. 20, 2019 |
| 114 | Sammy Watkins vs. Tennessee | Jan. 19, 2020 |
| 110 | Ed Podolak vs. Miami | Dec. 25, 1971 |
| 110 | Andre Rison vs. Denver | Jan. 4, 1998 |

CHIEFS INDIVIDUAL PLAYOFF RECORDS

| | | |
|--------------------------------------------------------|------------------------------------------------------------|---------------|
| 110 | Tyreek Hill vs. Cleveland | Jan. 17, 2021 |
| 109 | Travis Kelce vs. Cleveland | Jan. 17, 2021 |
| 108 | Travis Kelce vs. Indianapolis | Jan. 12, 2019 |
| 108 | Travis Kelce vs. Pittsburgh | Jan. 16, 2022 |
| 105 | Tyreek Hill vs. San Francisco | Feb. 2, 2020 |
| 104 | Elmo Wright vs. Miami | Dec. 25, 1971 |
| 103 | Kimble Anders at Miami | Dec. 31, 1994 |
| Most Games, 100 or More Receiving Yards, Career | | |
| 7 | Travis Kelce (18 games) | 2013-21 |
| 4 | Tyreek Hill (13 games) | 2016-21 |
| 2 | Sammy Watkins (6 games) | 2018-20 |
| 1 | By seven players; Last, Dwayne Bowe vs. Indianapolis Colts | Jan. 4, 2013 |
| Longest Pass Reception | | |
| 79 | Donnie Avery at Indianapolis (from Alex Smith) | Jan. 4, 2014 |
| 71 | Tyreek Hill vs. Buffalo (from Patrick Mahomes) | Jan. 24, 2021 |
| 64 | Tyreek Hill vs. Buffalo (from Patrick Mahomes) | Jan. 23, 2022 |
| 63 | Elmo Wright vs. Miami (from Len Dawson) | Dec. 25, 1971 |
| 63 | Dwayne Bowe at Indianapolis (from Alex Smith) | Jan. 4, 2014 |
| 61 | Otis Taylor at N.Y. Jets (from Len Dawson) | Dec. 20, 1969 |
| 60 | Sammy Watkins vs. Tennessee (from Patrick Mahomes) | Jan. 19, 2020 |
| Most Receiving Touchdowns, Career | | |
| 16 | Travis Kelce (18 games) | 2013-22 |
| 5 | Tyreek Hill (13 games) | 2016-21 |
| 4 | Damien Williams (5 games) | 2018-19 |
| 3 | Byron Pringle (8 games) | 2018-21 |
| 2 | Otis Taylor (7 games) | 1965-75 |
| 2 | Fred Jones (6 games) | 1990-93 |
| 2 | J.J. Birden (8 games) | 1990-94 |
| 2 | Tony Gonzalez (3 games) | 1997-08 |
| 2 | Albert Wilson (4 games) | 2014-16 |
| 2 | Mecole Hardman (9 games) | 2019-22 |
| Most Receiving Touchdowns, Game | | |
| 3 | Travis Kelce vs. Houston | Jan. 12, 2020 |
| 2 | Damien Williams vs. New England | Jan. 20, 2019 |
| 2 | Tyreek Hill vs. Tennessee | Jan. 19, 2020 |
| 2 | Byron Pringle vs. Pittsburgh | Jan. 16, 2022 |
| 2 | Travis Kelce vs. Jacksonville | Jan. 21, 2023 |

COMBINED NET YARDS

| | | |
|-------------------------------|----------------------------------|---------------|
| Most Attempts, Career | | |
| 134 | Travis Kelce (18 games) | 2013-22 |
| 115 | Marcus Allen (6 games) | 1993-97 |
| 102 | Damien Williams (5 games) | 2018-19 |
| 96 | Tyreek Hill (13 games) | 2016-21 |
| 74 | Mike Garrett (6 games) | 1966-70 |
| Most Attempts, Game | | |
| 34 | Barry Word vs. L.A. Raiders | Dec. 28, 1991 |
| 30 | Ed Podolak vs. Miami | Dec. 25, 1971 |
| 30 | Damien Williams vs. Indianapolis | Jan. 12, 2019 |
| 29 | Priest Holmes vs. Indianapolis | Jan. 11, 2004 |
| Most Net Yards, Career | | |
| 1,550 | Travis Kelce (18 games) | 2013-22 |
| 1,172 | Tyreek Hill (13 games) | 2016-21 |
| 541 | Marcus Allen (6 games) | 1993-97 |
| 540 | Damien Williams (5 games) | 2018-19 |
| 489 | Sammy Watkins (6 games) | 2018-20 |
| Most Net Yards, Game | | |
| *350 | Ed Podolak vs. Miami | Dec. 25, 1971 |
| 227 | Dante Hall vs. Indianapolis | Jan. 11, 2004 |
| 208 | Priest Holmes vs. Indianapolis | Jan. 11, 2004 |
| 172 | Tyreek Hill vs. Buffalo | Jan. 24, 2021 |
| 154 | Damien Williams vs. Indianapolis | Jan. 12, 2019 |
| 150 | Dwayne Bowe at Indianapolis | Jan. 4, 2014 |

*NFL RECORD

PUNTING

| | | |
|---------------------------|----------------------------|---------|
| Most Punts, Career | | |
| 43 | Dustin Colquitt (12 games) | 2005-19 |
| 39 | Jerrel Wilson (7 games) | 1963-77 |
| 38 | Bryan Barker (7 games) | 1990-93 |

| | | |
|---------------------------------------------------|-----------------------------------------|---------------|
| 24 | Tommy Townsend (9 games) | 2020-22 |
| 11 | Louie Aguiar (3 games) | 1994-98 |
| Most Punts, Game | | |
| 8 | Jerrel Wilson at Oakland | Jan. 4, 1970 |
| 8 | Bryan Barker at San Diego | Jan. 2, 1993 |
| Longest Punt | | |
| 66 | Dustin Colquitt at Indianapolis | Jan. 6, 2007 |
| 62 | Louie Aguiar vs. Denver | Jan. 4, 1998 |
| 61 | Jerrel Wilson vs. Green Bay | Jan. 15, 1967 |
| 60 | Tommy Townsend vs. Jacksonville | Jan. 21, 2023 |
| 59 | Jerrel Wilson vs. Minnesota | Jan. 11, 1970 |
| Highest Punting Average, Career (20 punts) | | |
| 44.8 | Dustin Colquitt (12 games: 1,938-43) | 2005-19 |
| 43.4 | Jerrel Wilson (7 games: 1,693-39) | 1963-77 |
| 43.3 | Tommy Townsend (9 games: 1,038-24) | 2020-22 |
| 42.4 | Bryan Barker (7 games: 1,613-38) | 1990-93 |
| Highest Punting Average, Game (4 punts) | | |
| 52.3 | Dustin Colquitt at IND (314-6) | Jan. 6, 2007 |
| 52.3 | Tommy Townsend vs. Cincinnati (209-4) | Jan. 30, 2022 |
| 50.8 | Tommy Townsend vs. Jacksonville (203-4) | Jan. 21, 2023 |
| 50.0 | Dustin Colquitt vs. Tennessee (250-5) | Jan. 6, 2018 |
| 48.5 | Jerrel Wilson vs. Minnesota (194-4) | Jan. 11, 1970 |

PUNT RETURNS

| | | |
|---------------------------------------------------------|--------------------------------------|---------------|
| Most Punt Returns, Career | | |
| 12 | Tyreek Hill (13 games) | 2016-21 |
| 11 | Mike Garrett (6 games) | 1966-70 |
| 7 | Danan Hughes (6 games) | 1993-98 |
| 7 | Mecole Hardman (9 games) | 2019-21 |
| Most Punt Returns, Game | | |
| 5 | Tyreek Hill vs. Indianapolis | Jan. 12, 2019 |
| 4 | Mike Garrett vs. Oakland | Jan. 4, 1970 |
| 4 | Tamarick Vanover vs. Indianapolis | Jan. 7, 1996 |
| 4 | Frankie Hammond Jr. at Houston | Jan. 9, 2016 |
| Most Punt Return Yards, Career | | |
| 112 | Kadarius Toney (3 games) | 2022 |
| 86 | Mecole Hardman (10 games) | 2019-22 |
| 84 | Danan Hughes (6 games) | 1993-98 |
| 73 | Mike Garrett (6 games) | 1966-70 |
| 61 | Frankie Hammond Jr. (2 games) | 2015 |
| Most Punt Return Yards, Game | | |
| 77 | Kadarius Toney vs. Philadelphia | Feb. 12, 2023 |
| 70 | Mecole Hardman vs. Pittsburgh | Jan. 16, 2022 |
| 45 | Tyreek Hill vs. Buffalo | Jan. 23, 2022 |
| 42 | Danan Hughes at Houston | Jan. 16, 1994 |
| 37 | Mike Garrett at Buffalo | Jan. 1, 1967 |
| Longest Punt Return | | |
| 65 | Kadarius Toney vs. Philadelphia | Feb. 12, 2023 |
| 48 | Mecole Hardman vs. Pittsburgh | Jan. 16, 2022 |
| 45 | Tyreek Hill vs. Buffalo | Jan. 23, 2022 |
| 35 | Danan Hughes at Houston | Jan. 16, 1994 |
| 29 | Skyy Moore vs. Cincinnati | Jan. 29, 2023 |
| Highest Punt Return Average, Career (10 returns) | | |
| 6.6 | Mike Garrett (6 games: 11-73) | 1966-70 |
| 3.3 | Tyreek Hill (13 games: 12-40) | 2016-21 |
| Highest Punt Return Average, Game (3 returns) | | |
| 23.3 | Mecole Hardman vs. Pittsburgh (3-70) | Jan. 16, 2022 |
| 14.0 | Danan Hughes at Houston (3-42) | Jan. 16, 1994 |
| 12.3 | Mike Garrett at Buffalo (3-37) | Jan. 1, 1967 |
| 10.3 | Danan Hughes vs. Pittsburgh (3-31) | Jan. 8, 1994 |
| Most Touchdowns | | |
| None | | |

KICKOFF RETURNS

| | | |
|------------------------------------------|-------------------------------|---------------|
| Most Kickoff Returns, Career | | |
| 14 | Mecole Hardman (6 games) | 2019-21 |
| 10 | John Stephens (3 games) | 1993 |
| 10 | Dante Hall (2 games) | 2000-06 |
| 10 | Byron Pringle (9 games) | 2018-21 |
| 7 | Quintin Demps (1 game) | 2013 |
| Most Kickoff Returns, Game | | |
| 7 | Dante Hall vs. Indianapolis | Jan. 11, 2004 |
| 7 | Quintin Demps at Indianapolis | Jan. 4, 2014 |
| 6 | Mecole Hardman vs. Houston | Jan. 12, 2020 |
| 5 | Noland Smith vs. Oakland | Dec. 22, 1968 |
| 5 | John Stephens at Buffalo | Jan. 23, 1994 |
| Most Kickoff Return Yards, Career | | |
| 312 | Mecole Hardman (9 games) | 2019-21 |
| 266 | Dante Hall (2 games) | 2000-06 |

CHIEFS INDIVIDUAL PLAYOFF RECORDS

| | | |
|------------------------------------------------------------|---------------------------------------|---------------|
| 243 | Byron Pringle (9 games) | 2018-21 |
| 199 | John Stephens (3 games) | 1993 |
| 196 | Knile Davis (3 games) | 2013-15 |
| Most Kickoff Return Yards, Game | | |
| 208 | Dante Hall vs. Indianapolis | Jan. 11, 2004 |
| 187 | Quintin Demps at Indianapolis | Jan. 4, 2014 |
| 154 | Ed Podolak vs. Miami | Dec. 25, 1971 |
| 142 | Mecole Hardman vs. Houston | Jan. 12, 2020 |
| 106 | Knile Davis at Houston | Jan. 9, 2016 |
| Longest Kickoff Return | | |
| 106 | Knile Davis at Houston (TD) | Jan. 9, 2016 |
| 92 (TD) | Dante Hall vs. Indianapolis | Jan. 11, 2004 |
| 78 | Ed Podolak vs. Miami | Dec. 25, 1971 |
| 58 | Mecole Hardman vs. Houston | Jan. 12, 2020 |
| 46 | Dante Hall vs. Indianapolis | Jan. 11, 2004 |
| 36 | Dexter McCluster vs. Baltimore | Jan. 9, 2011 |
| 35 | Bert Coan at Buffalo | Jan. 1, 1967 |
| Highest Kickoff Return Average, Career (10 returns) | | |
| 26.6 | Dante Hall (2 games: 10-266) | 2000-06 |
| 24.3 | Byron Pringle (9 games: 10-243) | 2018-21 |
| 22.3 | Mecole Hardman (9 games: 14-312) | 2019-21 |
| 19.9 | John Stephens (3 games: 10-199) | 1993 |
| Highest Kickoff Return Average, Game (3 returns) | | |
| 51.3 | Ed Podolak vs. Miami (3-154) | Dec. 25, 1971 |
| 30.0 | Knile Davis at New England (3-90) | Jan. 16, 2016 |
| 29.7 | Dante Hall vs. Indianapolis (7-208) | Jan. 11, 2004 |
| 26.7 | Quintin Demps at Indianapolis (7-187) | Jan. 4, 2014 |
| 24.8 | Tremon Smith vs. New England (4-99) | Jan. 20, 2019 |
| 24.0 | John Stephens vs. Pittsburgh (3-72) | Jan. 8, 1994 |
| 23.7 | Mecole Hardman vs. Houston (6-142) | Jan. 12, 2020 |
| 23.0 | Tamarick Vanover vs. Denver (3-69) | Jan. 4, 1998 |
| Most Kickoff Return Touchdowns, Career | | |
| 1 | Dante Hall (2 games) | 2000-06 |
| 1 | Knile Davis (2 games) | 2013-15 |

INTERCEPTIONS BY

| | | |
|-----------------------------------------------|---------------------------------|---------------|
| Most Interceptions, Career | | |
| 5 | Emmitt Thomas (7 games) | 1966-78 |
| 4 | Johnny Robinson (8 games) | 1960-70 |
| 3 | Jim Marsalis (4 games) | 1969-75 |
| 3 | Deron Cherry (4 games) | 1981-91 |
| Most Interceptions, Game | | |
| 2 | Johnny Robinson vs. Houston | Dec. 23, 1962 |
| 2 | Jim Marsalis at N.Y. Jets | Dec. 20, 1969 |
| 2 | Emmitt Thomas at Oakland | Jan. 4, 1970 |
| 2 | Deron Cherry vs. L.A. Raiders | Dec. 28, 1991 |
| 2 | Ty Law at Indianapolis | Jan. 6, 2007 |
| 2 | Husain Abdullah at Indianapolis | Jan. 4, 2014 |
| Most Interception Return Yards, Career | | |
| 131 | Johnny Robinson (8 games) | 1960-71 |
| 101 | Emmitt Thomas (7 games) | 1966-78 |
| 65 | Jim Marsalis (4 games) | 1969-75 |
| Most Interception Return Yards, Game | | |
| 72 | Johnny Robinson at Buffalo | Jan. 1, 1967 |
| 69 | Emmitt Thomas vs. Oakland | Jan. 4, 1970 |
| 50 | Johnny Robinson vs. Houston | Dec. 23, 1962 |
| Longest Interception Return | | |
| 72 | Johnny Robinson at Buffalo | Jan. 1, 1967 |
| 62 | Emmitt Thomas at Oakland | Jan. 4, 1970 |
| 43 | Ty Law at Indianapolis | Jan. 6, 2007 |
| 37 | Johnny Robinson vs. Houston | Dec. 23, 1962 |
| Most Interception Return TDs, Career | | |
| None | | |

SACKS

| | | |
|---------------------------|----------------------------------|---------------|
| Most Sacks, Career | | |
| 10.5 | Frank Clark (11 games) | 2019-22 |
| 6.5 | Derrick Thomas (10 games) | 1989-99 |
| 6.5 | Neil Smith (9 games) | 1988-96 |
| 5.0 | Aaron Brown (6 games) | 1966-72 |
| 4.0 | Justin Houston (7 games) | 2011-18 |
| Most Sacks, Game | | |
| 3.0 | Aaron Brown at Oakland | Jan. 4, 1970 |
| 3.0 | Frank Clark vs. Houston | Jan. 12, 2020 |
| 2.0 | 11 times; By 10 players | |
| | Last: Chris Jones vs. Cincinnati | Jan. 29, 2023 |

The following individual records relate solely to service with the Chiefs. They include National Football League regular-season statistics only - with the exception of those single-game records marked by "*" or "**".

CHIEFS TEAM PLAYOFF RECORDS

SCORING

Most Points, Game

| | | |
|----|------------------|---------------|
| 51 | vs. Houston | Jan. 12, 2020 |
| 44 | at Indianapolis | Jan. 4, 2014 |
| 42 | vs. Pittsburgh | Jan. 16, 2022 |
| 42 | vs. Buffalo | Jan. 23, 2022 |
| 38 | vs. Buffalo | Jan. 24, 2021 |
| 38 | vs. Philadelphia | Feb. 12, 2023 |

Most Touchdowns, Game

| | | |
|---|------------------------------------|---------------|
| 7 | vs. Houston | Jan. 12, 2020 |
| 6 | vs. Pittsburgh | Jan. 16, 2022 |
| 5 | at Indianapolis | Jan. 4, 2014 |
| 5 | vs. Tennessee | Jan. 19, 2020 |
| 5 | vs. Buffalo | Jan. 24, 2021 |
| 4 | Six times; Last, vs. San Francisco | Feb. 2, 2020 |

FIRST DOWNS

Most First Downs, Game

| | | |
|----|------------------|---------------|
| 30 | at Indianapolis | Jan. 4, 2014 |
| 30 | vs. Buffalo | Jan. 23, 2022 |
| 29 | vs. Indianapolis | Jan. 12, 2019 |
| 29 | vs. Houston | Jan. 12, 2020 |
| 29 | vs. Buffalo | Jan. 24, 2021 |
| 28 | vs. Pittsburgh | Jan. 8, 1994 |

Fewest First Downs, Game

| | | |
|----|-------------------------------|---------------|
| 7 | at Indianapolis | Jan. 6, 2007 |
| 8 | vs. Baltimore | Jan. 9, 2011 |
| 13 | at Oakland | Dec. 22, 1968 |
| 13 | at Oakland | Jan. 4, 1970 |
| 14 | Three times; Last, at Buffalo | Jan. 5, 1992 |

NET YARDS RUSHING AND PASSING

Most Net Yards, Game (All 400+)

| | | |
|-----|------------------|---------------|
| 552 | vs. Buffalo | Jan. 23, 2022 |
| 513 | at Indianapolis | Jan. 4, 2014 |
| 478 | vs. Pittsburgh | Jan. 16, 2022 |
| 451 | vs. Miami | Dec. 25, 1971 |
| 439 | vs. Buffalo | Jan. 24, 2021 |
| 438 | vs. Cleveland | Jan. 17, 2021 |
| 434 | vs. Houston | Jan. 12, 2020 |
| 433 | vs. Indianapolis | Jan. 12, 2019 |
| 414 | at Miami | Dec. 31, 1994 |
| 408 | vs. Indianapolis | Jan. 11, 2004 |
| 404 | vs. Tennessee | Jan. 19, 2020 |
| 401 | vs. Pittsburgh | Jan. 8, 1994 |

Fewest Net Yards, Game

| | | |
|-----|------------------|---------------|
| 126 | at Indianapolis | Jan. 6, 2007 |
| 161 | vs. Baltimore | Jan. 9, 2011 |
| 204 | vs. L.A. Raiders | Dec. 28, 1991 |
| 207 | at Oakland | Jan. 4, 1970 |
| 213 | at Buffalo | Jan. 5, 1992 |

RUSHING

Most Rushing Attempts, Game

| | | |
|----|---------------|---------------|
| 54 | vs. Houston | Dec. 23, 1962 |
| 44 | vs. Miami | Dec. 25, 1971 |
| 41 | vs. Minnesota | Jan. 11, 1970 |

Fewest Rushing Attempts, Game

| | | |
|----|-----------------|---------------|
| 12 | vs. New England | Jan. 20, 2019 |
| 14 | vs. Pittsburgh | Jan. 15, 2017 |
| 16 | vs. Tennessee | Jan. 6, 2018 |
| 17 | at Indianapolis | Jan. 6, 2007 |
| 17 | at Tampa Bay | Feb. 7, 2021 |

Most Rushing Yards, Game

| | | |
|-----|------------------|---------------|
| 213 | vs. Miami | Dec. 25, 1971 |
| 199 | vs. Houston | Dec. 23, 1962 |
| 196 | vs. Indianapolis | Jan. 11, 2004 |
| 182 | vs. Buffalo | Jan. 23, 2022 |
| 180 | vs. Indianapolis | Jan. 12, 2019 |

Fewest Rushing Yards, Game

| | | |
|----|-----------------|---------------|
| 41 | vs. New England | Jan. 20, 2019 |
| 42 | vs. Cincinnati | Jan. 29, 2023 |
| 44 | at Indianapolis | Jan. 6, 2007 |
| 52 | at Buffalo | Jan. 23, 1994 |
| 61 | at San Diego | Jan. 2, 1993 |
| 61 | vs. Pittsburgh | Jan. 15, 2017 |

Most Rushing Touchdowns, Game

| | | |
|---|-------------------|---------------|
| 4 | vs. Indianapolis | Jan. 12, 2019 |
| 2 | at Buffalo | Jan. 1, 1967 |
| 2 | at Oakland | Jan. 4, 1970 |
| 2 | vs. Miami | Dec. 25, 1971 |
| 2 | vs. Indianapolis | Jan. 11, 2004 |
| 2 | vs. Houston | Jan. 12, 2020 |
| 2 | vs. Tennessee | Jan. 19, 2020 |
| 2 | vs. San Francisco | Feb. 2, 2020 |
| 2 | vs. Buffalo | Jan. 24, 2021 |
| 2 | vs. Buffalo | Jan. 23, 2022 |

PASSING

Most Passing Attempts, Game (All 40+)

| | | |
|----|-------------------|---------------|
| 52 | at Buffalo | Jan. 23, 1994 |
| 50 | at New England | Jan. 16, 2016 |
| 49 | at Tampa Bay | Feb. 7, 2021 |
| 46 | at Indianapolis | Jan. 4, 2014 |
| 44 | vs. Pittsburgh | Jan. 8, 1994 |
| 44 | vs. Buffalo | Jan. 23, 2022 |
| 43 | vs. Cincinnati | Jan. 29, 2023 |
| 42 | vs. San Francisco | Feb. 2, 2020 |
| 41 | vs. Indianapolis | Jan. 12, 2019 |
| 40 | vs. Pittsburgh | Jan. 16, 2022 |

Fewest Passing Attempts, Game

| | | |
|----|------------------|---------------|
| 14 | vs. Houston | Dec. 23, 1962 |
| 14 | vs. L.A. Raiders | Dec. 28, 1991 |
| 17 | at Oakland | Jan. 4, 1970 |
| 17 | vs. Minnesota | Jan. 11, 1970 |

Most Completions, Game

| | | |
|----|-----------------|---------------|
| 33 | vs. Buffalo | Jan. 23, 2022 |
| 31 | vs. Pittsburgh | Jan. 16, 2022 |
| 30 | at Indianapolis | Jan. 4, 2014 |
| 29 | vs. Pittsburgh | Jan. 8, 1994 |
| 29 | at New England | Jan. 16, 2016 |
| 29 | vs. Buffalo | Jan. 24, 2021 |
| 29 | vs. Cincinnati | Jan. 29, 2023 |

Fewest Completions, Game

| | | |
|---|------------------|---------------|
| 7 | at Oakland | Jan. 4, 1970 |
| 9 | vs. Houston | Dec. 23, 1962 |
| 9 | vs. L.A. Raiders | Dec. 28, 1991 |
| 9 | vs. Baltimore | Jan. 9, 2011 |

Most Gross Passing Yards, Game (All 300+)

| | | |
|-----|-----------------|---------------|
| 406 | vs. Pittsburgh | Jan. 16, 2022 |
| 378 | at Indianapolis | Jan. 4, 2014 |
| 378 | vs. Buffalo | Jan. 23, 2022 |
| 326 | vs. Cincinnati | Jan. 29, 2023 |
| 325 | vs. Buffalo | Jan. 24, 2021 |
| 323 | at Buffalo | Jan. 23, 1994 |
| 321 | vs. Houston | Jan. 12, 2020 |
| 321 | vs. Cleveland | Jan. 17, 2021 |
| 314 | at Miami | Dec. 31, 1994 |

Fewest Gross Passing Yards, Game

| | | |
|-----|------------------|---------------|
| 70 | vs. Baltimore | Jan. 9, 2011 |
| 88 | vs. Houston | Dec. 23, 1962 |
| 79 | vs. L.A. Raiders | Dec. 28, 1991 |
| 107 | at Indianapolis | Jan. 6, 2007 |

Most Times Sacked, Game

| | | |
|---|---------------|---------------|
| 9 | at Buffalo | Jan. 1, 1967 |
| 7 | at San Diego | Jan. 2, 1993 |
| 6 | vs. Houston | Dec. 23, 1962 |
| 6 | vs. Green Bay | Jan. 15, 1967 |

Most Passing Touchdowns, Game

| | | |
|---|------------------|---------------|
| 6 | vs. Pittsburgh | Jan. 16, 2022 |
| 5 | vs. Houston | Jan. 12, 2020 |
| 4 | at Indianapolis | Jan. 4, 2014 |
| 3 | at Houston | Jan. 16, 1994 |
| 3 | vs. New England | Jan. 20, 2019 |
| 3 | vs. Tennessee | Jan. 19, 2020 |
| 3 | vs. Buffalo | Jan. 24, 2021 |
| 3 | vs. Buffalo | Jan. 23, 2022 |
| 3 | vs. Cincinnati | Jan. 30, 2022 |
| 3 | vs. Jacksonville | Jan. 21, 2023 |

CHIEFS TEAM PLAYOFF RECORDS

| | | |
|----------------------------------------|------------------|---------------|
| 3 | vs. Philadelphia | Feb. 12, 2023 |
| Most Interceptions Thrown, Game | | |
| 4 | at Oakland | Dec. 22, 1968 |
| 4 | at Buffalo | Jan. 5, 1992 |
| 3 | vs. Indianapolis | Jan. 7, 1996 |
| 3 | vs. Baltimore | Jan. 9, 2011 |

| | | |
|-------------------------------------|------------------|---------------|
| Fewest Yards Penalized, Game | | |
| 5 | at N.Y. Jets | Dec. 28, 1986 |
| 10 | vs. Buffalo | Jan. 23, 2022 |
| 11 | vs. Cincinnati | Jan. 30, 2022 |
| 13 | at Indianapolis | Jan. 6, 2007 |
| 14 | vs. Philadelphia | Feb. 12, 2023 |

PENALTIES

| | | |
|-----------------------------------|----------------------------------|---------------|
| Most Penalties, Game | | |
| 10 | at Buffalo | Jan. 5, 1992 |
| 9 | vs. Tennessee | Jan. 19, 2020 |
| 8 | vs. Tennessee | Jan. 6, 2018 |
| 7 | Four times; Last vs. Cleveland | Jan. 17, 2021 |
| Fewest Penalties, Game | | |
| 1 | at N.Y. Jets | Dec. 28, 1986 |
| 1 | vs. Buffalo | Jan. 23, 2022 |
| 2 | at Indianapolis | Jan. 6, 2007 |
| 2 | at Indianapolis | Jan. 4, 2014 |
| 2 | vs. Cincinnati | Jan. 30, 2022 |
| 3 | Six times; Last vs. Philadelphia | Feb. 12, 2023 |
| Most Yards Penalized, Game | | |
| 68 | vs. Tennessee | Jan. 6, 2018 |
| 65 | vs. Denver | Jan. 4, 1998 |
| 63 | at N.Y. Jets | Dec. 20, 1969 |
| 62 | at San Diego | Jan. 2, 1993 |

FUMBLES

| | | |
|--------------------------------|-------------------------------------|---------------|
| Most Fumbles, Game | | |
| 5 | at Oakland | Jan. 4, 1970 |
| 3 | Five times; Last, vs. San Francisco | Feb. 2, 2020 |
| Most Fumbles Lost, Game | | |
| 4 | at Oakland | Jan. 4, 1970 |
| 2 | vs. Miami | Dec. 25, 1971 |
| 2 | vs. Baltimore | Jan. 9, 2011 |
| Most Turnovers, Game | | |
| 5 | vs. Baltimore | Jan. 9, 2011 |
| 4 | at Oakland | Dec. 22, 1968 |
| 4 | at Oakland | Jan. 4, 1970 |
| 4 | vs. Miami | Dec. 25, 1971 |
| 4 | at Buffalo | Jan. 5, 1992 |
| 4 | vs. Indianapolis | Jan. 7, 1996 |

* - Playoff Game ** - Super Bowl

PLAYOFF TEAM DEFENSIVE RECORDS

SCORING

Fewest Points Allowed, Game

| | | |
|---|------------------|---------------|
| 0 | at Houston | Jan. 9, 2016 |
| 6 | at N.Y. Jets | Dec. 20, 1969 |
| 6 | vs. L.A. Raiders | Dec. 28, 1991 |

Most Points Allowed, Game

| | | |
|----|----------------------|---------------|
| 45 | at Indianapolis | Jan. 4, 2014 |
| 41 | at Oakland | Dec. 22, 1968 |
| 38 | vs. Indianapolis | Jan. 11, 2004 |
| 37 | at Buffalo | Jan. 5, 1992 |
| 37 | vs. New England (OT) | Jan. 20, 2019 |

Fewest Touchdowns Allowed, Game

| | | |
|---|------------------|---------------|
| 0 | at N.Y. Jets | Dec. 20, 1969 |
| 0 | vs. L.A. Raiders | Dec. 28, 1991 |
| 0 | at Houston | Jan. 9, 2016 |
| 0 | vs. Pittsburgh | Jan. 15, 2017 |

Most Touchdowns Allowed, Game

| | | |
|---|------------------|---------------|
| 6 | at Indianapolis | Jan. 4, 2014 |
| 5 | vs. Green Bay | Jan. 15, 1967 |
| 5 | at Oakland | Dec. 22, 1968 |
| 5 | at N.Y. Jets | Dec. 28, 1986 |
| 5 | vs. Indianapolis | Jan. 11, 2004 |
| 5 | vs. New England | Jan. 20, 2019 |
| 5 | vs. Buffalo | Jan. 23, 2022 |

FIRST DOWNS

Fewest First Downs Allowed, Game

| | | |
|----|------------------------------|---------------|
| 9 | at Buffalo | Jan. 1, 1967 |
| 13 | vs. Minnesota | Jan. 11, 1970 |
| 14 | at Houston | Jan. 9, 2016 |
| 15 | vs. Indianapolis | Jan. 12, 2019 |
| 16 | Three times; Last vs. Denver | Jan. 4, 1998 |

Most First Downs Allowed, Game

| | | |
|----|-----------------|---------------|
| 36 | vs. New England | Jan. 20, 2019 |
| 30 | at Buffalo | Jan. 23, 1994 |
| 29 | at Buffalo | Jan. 5, 1992 |
| 28 | at Indianapolis | Jan. 6, 2007 |
| 28 | at Indianapolis | Jan. 4, 2014 |

NET YARDS RUSHING AND PASSING

Fewest Net Yards Allowed, Game

| | | |
|-----|------------------|---------------|
| 226 | at Houston | Jan. 9, 2016 |
| 233 | at Oakland | Jan. 4, 1970 |
| 235 | at N.Y. Jets | Dec. 20, 1969 |
| 239 | vs. Minnesota | Jan. 11, 1970 |
| 249 | vs. Indianapolis | Jan. 7, 1996 |

Most Net Yards Allowed, Game

| | | |
|-----|-----------------|---------------|
| 536 | at Indianapolis | Jan. 4, 2014 |
| 524 | vs. New England | Jan. 20, 2019 |
| 454 | at Oakland | Dec. 22, 1968 |
| 448 | at Buffalo | Jan. 5, 1992 |
| 442 | vs. Houston | Jan. 12, 2020 |

RUSHING

Fewest Rushing Attempts, Game

| | | |
|----|------------------|---------------|
| 13 | at Buffalo | Jan. 1, 1967 |
| 14 | at Houston | Jan. 16, 1994 |
| 14 | at New England | Jan. 16, 2016 |
| 14 | vs. Indianapolis | Jan. 12, 2019 |
| 17 | vs. Cincinnati | Jan. 29, 2023 |

Most Rushing Attempts, Game

| | | |
|----|-----------------|---------------|
| 48 | vs. New England | Jan. 20, 2019 |
| 46 | at Buffalo | Jan. 5, 1992 |
| 46 | at Buffalo | Jan. 23, 1994 |
| 43 | vs. Miami | Dec. 25, 1971 |

Fewest Rushing Yards Allowed, Game

| | | |
|----|----------------|---------------|
| 38 | at New England | Jan. 16, 2016 |
| 39 | at Houston | Jan. 16, 1994 |
| 40 | at Buffalo | Jan. 1, 1967 |
| 56 | vs. Pittsburgh | Jan. 16, 2022 |
| 67 | vs. Minnesota | Jan. 11, 1970 |

Most Rushing Yards Allowed, Game

| | | |
|-----|-----------------|---------------|
| 229 | at Buffalo | Jan. 23, 1994 |
| 202 | vs. Tennessee | Jan. 6, 2018 |
| 192 | at San Diego | Jan. 2, 1993 |
| 188 | at Indianapolis | Jan. 6, 2007 |
| 180 | at Buffalo | Jan. 5, 1992 |

Most Rushing Touchdowns Allowed, Game

| | | |
|---|------------------------------------|---------------|
| 4 | vs. New England | Jan. 20, 2019 |
| 3 | vs. Green Bay | Jan. 15, 1967 |
| 3 | at Buffalo | Jan. 23, 1994 |
| 3 | vs. Philadelphia | Feb. 12, 2023 |
| 2 | Four times; Last, vs. Indianapolis | Jan. 11, 2004 |

PASSING

Fewest Passing Attempts Allowed, Game

| | | |
|----|------------------|---------------|
| 19 | vs. Denver | Jan. 4, 1998 |
| 23 | at N.Y. Jets | Dec. 28, 1986 |
| 23 | vs. L.A. Raiders | Dec. 28, 1991 |
| 23 | at San Diego | Jan. 2, 1993 |

Most Passing Attempts Allowed, Game

| | | |
|----|-----------------|---------------|
| 52 | vs. Houston | Jan. 12, 2020 |
| 48 | vs. Buffalo | Jan. 24, 2021 |
| 46 | vs. Houston | Dec. 23, 1962 |
| 46 | vs. New England | Jan. 20, 2019 |
| 45 | at Oakland | Jan. 4, 1970 |
| 45 | at Indianapolis | Jan. 4, 2014 |

Fewest Completions Allowed, Game

| | | |
|----|------------------|---------------|
| 10 | vs. Denver | Jan. 4, 1998 |
| 12 | at Buffalo | Jan. 1, 1967 |
| 12 | vs. L.A. Raiders | Dec. 28, 1991 |
| 12 | vs. Indianapolis | Jan. 7, 1996 |

Most Completions Allowed, Game

| | | |
|----|-----------------|---------------|
| 32 | at Houston | Jan. 16, 1994 |
| 31 | at Indianapolis | Jan. 6, 2007 |
| 31 | vs. Houston | Jan. 12, 2020 |
| 30 | vs. New England | Jan. 20, 2019 |
| 29 | at Indianapolis | Jan. 4, 2014 |
| 29 | vs. Pittsburgh | Jan. 16, 2022 |

Fewest Gross Passing Yards Allowed, Game

| | | |
|-----|------------------|---------------|
| 112 | vs. Indianapolis | Jan. 7, 1996 |
| 136 | at Houston | Jan. 9, 2016 |
| 140 | vs. L.A. Raiders | Dec. 28, 1991 |
| 153 | at N.Y. Jets | Dec. 28, 1986 |
| 160 | at Buffalo | Jan. 23, 1994 |

Most Passing Yards Allowed, Game

| | | |
|-----|-----------------|---------------|
| 443 | at Indianapolis | Jan. 4, 2014 |
| 388 | vs. Houston | Jan. 12, 2020 |
| 348 | vs. New England | Jan. 20, 2019 |
| 347 | at Oakland | Dec. 22, 1968 |
| 329 | vs. Buffalo | Jan. 23, 2022 |

Most Passing Touchdowns Allowed, Game

| | | |
|---|--------------------------------|---------------|
| 5 | at Oakland | Dec. 22, 1968 |
| 4 | at Indianapolis | Jan. 4, 2014 |
| 4 | vs. Buffalo | Jan. 23, 2022 |
| 3 | Five times; Last, at Tampa Bay | Feb. 7, 2021 |

SACKS

Most Sacks, Game

| | | |
|---|----------------|---------------|
| 9 | at Houston | Jan. 16, 1994 |
| 5 | at San Diego | Jan. 2, 1993 |
| 5 | vs. Houston | Jan. 12, 2020 |
| 5 | vs. Cincinnati | Jan. 29, 2023 |
| 4 | at Buffalo | Jan. 1, 1967 |
| 4 | at Oakland | Jan. 4, 1970 |
| 4 | vs. Baltimore | Jan. 9, 2011 |
| 4 | vs. Buffalo | Jan. 24, 2021 |

INTERCEPTIONS

Most Interceptions By, Game

| | | |
|---|------------------|---------------|
| 5 | vs. Houston | Dec. 23, 1962 |
| 4 | at Oakland | Jan. 4, 1970 |
| 4 | vs. L.A. Raiders | Dec. 28, 1991 |
| 4 | at Houston | Jan. 9, 2016 |

PLAYOFF TEAM DEFENSIVE RECORDS

* - Playoff Game ** - Super Bowl

PLAYOFF OPPONENT RECORDS

SINGLE GAME

SCORING

Total Points

| | | |
|----|---------------------------|---------------|
| 24 | Gabriel Davis, Buffalo | Jan. 23, 2022 |
| 18 | Fred Biletnikoff, Oakland | Dec. 22, 1968 |
| 18 | Thurman Thomas, Buffalo | Jan. 23, 1994 |
| 18 | Chris Boswell, Pittsburgh | Jan. 15, 2017 |
| 18 | Jalen Hurts, Philadelphia | Feb. 12, 2023 |
| 15 | Scott Norwood, Buffalo | Jan. 5, 1992 |
| 14 | Steve Christie, Buffalo | Jan. 23, 1994 |

Total Touchdowns

| | | |
|---|------------------------------|---------------|
| 4 | Gabriel Davis, Buffalo | Jan. 23, 2022 |
| 3 | Fred Biletnikoff, Oakland | Dec. 22, 1968 |
| 3 | Thurman Thomas, Buffalo | Jan. 23, 1994 |
| 3 | Jalen Hurts, Philadelphia | Feb. 12, 2023 |
| 2 | Max McGee, Green Bay | Jan. 15, 1967 |
| 2 | Elijah Pitts, Green Bay | Jan. 15, 1967 |
| 2 | Warren Wells, Oakland | Dec. 22, 1968 |
| 2 | Freeman McNeil, N.Y. Jets | Dec. 28, 1986 |
| 2 | Andre Reed, Buffalo | Jan. 5, 1992 |
| 2 | Terrell Davis, Denver | Jan. 4, 1998 |
| 2 | Edgerrin James, Indianapolis | Jan. 11, 2004 |
| 2 | T.Y. Hilton, Indianapolis | Jan. 4, 2014 |
| 2 | Donald Brown, Indianapolis | Jan. 4, 2014 |
| 2 | Rob Gronkowski, New England | Jan. 16, 2016 |
| 2 | Rex Burkhead, New England | Jan. 20, 2019 |
| 2 | Sony Michel, New England | Jan. 20, 2019 |
| 2 | Rob Gronkowski, Tampa Bay | Feb. 7, 2021 |

Field Goals

| | | |
|---|------------------------------|---------------|
| 6 | Chris Boswell, Pittsburgh | Jan. 15, 2017 |
| 4 | Tyler Bass, Buffalo | Jan. 24, 2021 |
| 4 | Evan McPherson, Cincinnati | Jan. 30, 2022 |
| 3 | Scott Norwood, Buffalo | Jan. 5, 1992 |
| 3 | Steve Christie, Buffalo | Jan. 23, 1994 |
| 3 | Adam Vinatieri, Indianapolis | Jan. 6, 2007 |
| 3 | Billy Cundiff, Baltimore | Jan. 9, 2011 |

PASSING

Pass Attempts (All 40+)

| | | |
|----|--------------------------------|---------------|
| 52 | Deshaun Watson, Houston | Jan. 12, 2020 |
| 48 | Josh Allen, Buffalo | Jan. 24, 2021 |
| 46 | George Blanda, Houston | Dec. 23, 1962 |
| 46 | Tom Brady, New England | Jan. 20, 2019 |
| 45 | Andrew Luck, Indianapolis | Jan. 4, 2014 |
| 44 | Ben Roethlisberger, Pittsburgh | Jan. 16, 2022 |
| 43 | Warren Moon, Houston | Jan. 16, 1994 |
| 42 | Neil O'Donnell, Pittsburgh | Jan. 8, 1994 |
| 42 | Tom Brady, New England | Jan. 16, 2016 |
| 41 | Joe Burrow, Cincinnati | Jan. 29, 2023 |
| 40 | Joe Namath, N.Y. Jets | Dec. 20, 1969 |

Pass Completions

| | | |
|----|--------------------------------|---------------|
| 32 | Warren Moon, Houston | Jan. 16, 1994 |
| 31 | Peyton Manning, Indianapolis | Jan. 6, 2007 |
| 31 | Deshaun Watson, Houston | Jan. 12, 2020 |
| 30 | Tom Brady, New England | Jan. 20, 2019 |
| 29 | Andrew Luck, Indianapolis | Jan. 4, 2014 |
| 29 | Ben Roethlisberger, Pittsburgh | Jan. 16, 2022 |
| 28 | Tom Brady, New England | Jan. 16, 2016 |
| 28 | Josh Allen, Buffalo | Jan. 24, 2021 |

Passing Yards (All 300+)

| | | |
|-----|------------------------------|---------------|
| 443 | Andrew Luck, Indianapolis | Jan. 4, 2014 |
| 388 | Deshaun Watson, Houston | Jan. 12, 2020 |
| 348 | Tom Brady, New England | Jan. 20, 2019 |
| 345 | Daryle Lamonica, Oakland | Dec. 22, 1968 |
| 329 | Josh Allen, Buffalo | Jan. 23, 2022 |
| 306 | Warren Moon, Houston | Jan. 16, 1994 |
| 304 | Peyton Manning, Indianapolis | Jan. 11, 2004 |
| 304 | Jalen Hurts, Philadelphia | Feb. 12, 2023 |
| 302 | Tom Brady, New England | Jan. 16, 2016 |

Long Pass

| | | |
|----|---------------------------------------|---------------|
| 75 | Josh Allen to Gabriel Davis, Buffalo | Jan. 23, 2022 |
| 69 | Jack Kemp to Elbert Dubenion, Buffalo | Jan. 1, 1967 |

Touchdown Passes

| | | |
|---|----------------------------|---------------|
| 5 | Daryle Lamonica, Oakland | Dec. 22, 1968 |
| 4 | Andrew Luck, Indianapolis | Jan. 4, 2014 |
| 4 | Josh Allen, Buffalo | Jan. 23, 2022 |
| 3 | Pat Ryan, N.Y. Jets | Dec. 28, 1986 |
| 3 | Jim Kelly, Buffalo | Jan. 5, 1992 |
| 3 | Neil O'Donnell, Pittsburgh | Jan. 8, 1994 |

| | | |
|---|------------------------------|---------------|
| 3 | Peyton Manning, Indianapolis | Jan. 11, 2004 |
| 3 | Tom Brady, Tampa Bay | Feb. 7, 2021 |

Interceptions Thrown

| | | |
|---|-------------------------------|---------------|
| 5 | George Blanda, Houston | Dec. 23, 1962 |
| 4 | Todd Marinovich, L.A. Raiders | Dec. 28, 1991 |
| 4 | Brian Hoyer, Houston | Jan. 9, 2016 |
| 3 | Joe Namath, N.Y. Jets | Dec. 20, 1969 |
| 3 | Daryle Lamonica, Oakland | Jan. 4, 1970 |
| 3 | Jim Kelly, Buffalo | Jan. 5, 1992 |
| 3 | Peyton Manning, Indianapolis | Jan. 6, 2007 |
| 3 | Andrew Luck, Indianapolis | Jan. 4, 2014 |

RUSHING

Rushing Attempts

| | | |
|----|------------------------------|---------------|
| 33 | Thurman Thomas, Buffalo | Jan. 23, 1994 |
| 31 | Freeman McNeil, N.Y. Jets | Dec. 28, 1986 |
| 30 | Le'Veon Bell, Pittsburgh | Jan. 15, 2017 |
| 29 | Sony Michel, New England | Jan. 20, 2019 |
| 26 | Edgerrin James, Indianapolis | Jan. 11, 2004 |

Rushing Yards (All 100+)

| | | |
|-----|------------------------------|---------------|
| 186 | Thurman Thomas, Buffalo | Jan. 23, 1994 |
| 170 | Le'Veon Bell, Pittsburgh | Jan. 15, 2017 |
| 156 | Derrick Henry, Tennessee | Jan. 6, 2018 |
| 135 | Freeman McNeil, N.Y. Jets | Dec. 28, 1986 |
| 125 | Edgerrin James, Indianapolis | Jan. 11, 2004 |
| 122 | Joseph Addai, Indianapolis | Jan. 6, 2007 |
| 119 | Marion Butts, San Diego | Jan. 2, 1993 |
| 113 | Sony Michel, New England | Jan. 20, 2019 |
| 107 | Nick Bell, L.A. Raiders | Dec. 28, 1991 |
| 101 | Terrell Davis, Denver | Jan. 4, 1998 |
| 100 | Thurman Thomas, Buffalo | Jan. 5, 1992 |

Rushing Touchdowns

| | | |
|---|------------------------------|---------------|
| 3 | Thurman Thomas, Buffalo | Jan. 23, 1994 |
| 3 | Jalen Hurts, Philadelphia | Feb. 12, 2023 |
| 2 | Elijah Pitts, Green Bay | Jan. 15, 1967 |
| 2 | Freeman McNeil, N.Y. Jets | Dec. 28, 1986 |
| 2 | Terrell Davis, Denver | Jan. 4, 1998 |
| 2 | Edgerrin James, Indianapolis | Jan. 11, 2004 |
| 2 | Rex Burkhead, New England | Jan. 20, 2019 |
| 2 | Sony Michel, New England | Jan. 20, 2019 |

Long Run

| | | |
|----|-------------------------|--------------|
| 54 | Marion Butts, San Diego | Jan. 2, 1993 |
|----|-------------------------|--------------|

RECEIVING

Pass Receptions

| | | |
|----|-----------------------------|---------------|
| 13 | T.Y. Hilton, Indianapolis | Jan. 4, 2014 |
| 10 | Todd Heap, Baltimore | Jan. 9, 2011 |
| 10 | Julian Edelman, New England | Jan. 16, 2016 |
| 9 | Haywood Jeffires, Houston | Jan. 16, 1994 |
| 9 | Dallas Clark, Indianapolis | Jan. 6, 2007 |
| 8 | Charles Smith, Oakland | Jan. 4, 1970 |
| 8 | Gabriel Davis, Buffalo | Jan. 23, 2022 |

Receiving Yards (All 100+)

| | | |
|-----|-----------------------------|---------------|
| 224 | T.Y. Hilton, Indianapolis | Jan. 4, 2014 |
| 201 | Gabriel Davis, Buffalo | Jan. 23, 2022 |
| 180 | Fred Biletnikoff, Oakland | Dec. 22, 1968 |
| 140 | Paul Warfield, Miami | Dec. 25, 1971 |
| 138 | Max McGee, Green Bay | Jan. 15, 1967 |
| 127 | Bobby Burnett, Buffalo | Jan. 11, 1967 |
| 118 | DeAndre Hopkins, Houston | Jan. 12, 2020 |
| 111 | John Henderson, Minnesota | Jan. 11, 1970 |
| 108 | Todd Heap, Baltimore | Jan. 9, 2011 |
| 108 | Antonio Brown, Pittsburgh | Jan. 15, 2017 |
| 103 | Dallas Clark, Indianapolis | Jan. 6, 2007 |
| 103 | Tee Higgins, Cincinnati | Jan. 30, 2022 |
| 100 | Andre Reed, Buffalo | Jan. 5, 1992 |
| 100 | Julian Edelman, New England | Jan. 16, 2016 |
| 100 | DeVonta Smith, Philadelphia | Feb. 12, 2023 |

Touchdown Receptions

| | | |
|---|---------------------------|---------------|
| 4 | Gabriel Davis, Buffalo | Jan. 23, 2022 |
| 3 | Fred Biletnikoff, Oakland | Dec. 22, 1968 |
| 2 | Max McGee, Green Bay | Jan. 15, 1967 |
| 2 | Warren Wells, Oakland | Dec. 22, 1968 |
| 2 | Andre Reed, Buffalo | Jan. 5, 1992 |
| 2 | T.Y. Hilton, Indianapolis | Jan. 4, 2014 |

PLAYOFF OPPONENT RECORDS

| | | |
|---|-----------------------------|---------------|
| 2 | Rob Gronkowski, New England | Jan. 16, 2016 |
| 2 | Rob Gronkowski, Tampa Bay | Feb. 7, 2021 |

DEFENSE / SPECIAL TEAMS

Interceptions Made

| | | |
|---|------------------------|--------------|
| 2 | Kirby Jackson, Buffalo | Jan. 5, 1992 |
|---|------------------------|--------------|

Long Interception Return

| | | |
|----|------------------------|---------------|
| 50 | Willie Wood, Green Bay | Jan. 15, 1967 |
|----|------------------------|---------------|

Long Punt Return

| | | |
|----|-----------------------------|---------------|
| 27 | Britain Covey, Philadelphia | Feb. 12, 2023 |
|----|-----------------------------|---------------|

Long Kickoff Return

| | | |
|----|---------------------------|---------------|
| 63 | Jamal Agnew, Jacksonville | Jan. 21, 2023 |
|----|---------------------------|---------------|

Long Punt

| | | |
|----|--------------------|--------------|
| 64 | Reggie Roby, Miami | Jan. 5, 1991 |
|----|--------------------|--------------|

Long Field Goal (All 50+)

| | | |
|----|-------------------------|--------------|
| 58 | Pete Stoyanovich, Miami | Jan. 5, 1991 |
|----|-------------------------|--------------|

| | | |
|----|------------------------|--------------|
| 52 | Ryan Succop, Tampa Bay | Feb. 7, 2021 |
|----|------------------------|--------------|

| | | |
|----|----------------------------|---------------|
| 52 | Evan McPherson, Cincinnati | Jan. 30, 2022 |
|----|----------------------------|---------------|

| | | |
|----|---------------------|---------------|
| 51 | Tyler Bass, Buffalo | Jan. 24, 2021 |
|----|---------------------|---------------|

| | | |
|----|------------------------------|--------------|
| 50 | Adam Vinatieri, Indianapolis | Jan. 6, 2007 |
|----|------------------------------|--------------|

Sacks

| | | |
|---|-----------------------------|--------------|
| 3 | Gerald Williams, Pittsburgh | Jan. 8, 1994 |
|---|-----------------------------|--------------|

| | | |
|---|---------------------------|--------------|
| 3 | Whitney Mercilus, Houston | Jan. 9, 2016 |
|---|---------------------------|--------------|

* - Playoff Game ** - Super Bowl

SUPERLATIVES

CHIEFS SUPERLATIVES

RECEIVING

100-Yard Pass Receivers (1960-2006)

| Date | Opponent | Player | Rec. | Yds. | Avg. | LG | TD | Result |
|--------------|---------------|--------------------|------|------|------|------|----|----------|
| 1. 10/2/60 | N.Y. Titans | Johnny Robinson | 3 | 120 | 40.0 | 72 | 0 | L, 35-37 |
| 2. 12/18/60 | Buffalo | Johnny Robinson | 4 | 130 | 32.5 | 74t | 1 | W, 24-7 |
| 3. 9/24/61 | @ Oakland | Chris Burford | 6 | 101 | 16.8 | 32 | 1 | W, 42-35 |
| 4. 11/3/61 | @ Boston | Chris Burford | 7 | 137 | 19.6 | 42t | 1 | L, 21-28 |
| 5. 11/12/61 | Buffalo | Chris Burford | 9 | 102 | 11.3 | 36 | 0 | L, 20-30 |
| 6. 12/3/61 | @ N.Y. Titans | Abner Haynes | 6 | 127 | 21.2 | 43 | 0 | L, 7-28 |
| 7. 12/3/61 | @ N.Y. Titans | Chris Burford | 3 | 105 | 35.0 | 54 | 0 | |
| 8. 12/10/61 | Denver | Johnny Robinson | 6 | 112 | 18.7 | 45t | 1 | W, 49-21 |
| 9. 10/12/62 | @ Boston | Chris Burford | 10 | 171 | 17.1 | 131t | 1 | W, 27-7 |
| 10. 10/21/62 | N.Y. Titans | Abner Haynes | 4 | 121 | 30.3 | 78 | 1 | W, 20-17 |
| 11. 11/18/62 | @ Denver | Fred Arbanas | 3 | 117 | 39.0 | 47t | 1 | W, 24-3 |
| 12. 9/7/63 | @ Denver | Frank Jackson | 7 | 149 | 21.3 | 81t | 2 | W, 59-7 |
| 13. 9/22/63 | @ Buffalo | Chris Burford | 11 | 106 | 9.6 | 19t | 2 | T, 27-27 |
| 14. 10/13/63 | Buffalo | Chris Burford | 10 | 100 | 10.0 | 33t | 1 | L, 26-35 |
| 15. 10/20/63 | San Diego | Abner Haynes | 8 | 149 | 18.6 | 73t | 1 | L, 17-38 |
| 16. 12/1/63 | @ N.Y. Jets | Frank Jackson | 6 | 110 | 18.3 | 48 | 0 | L, 0-17 |
| 17. 9/13/64 | @ Buffalo | Fred Arbanas | 6 | 113 | 18.8 | 42 | 1 | L, 17-34 |
| 18. 9/27/64 | @ Oakland | Abner Haynes | 5 | 117 | 23.4 | 56t | 1 | W, 21-9 |
| 19. 10/4/64 | Houston | Chris Burford | 8 | 143 | 17.9 | 50t | 2 | W, 28-7 |
| 20. 10/4/64 | Houston | Fred Arbanas | 4 | 131 | 32.8 | 59 | 0 | |
| 21. 10/11/64 | @ Denver | Chris Burford | 5 | 108 | 21.6 | 36 | 2 | L, 27-33 |
| 22. 10/11/64 | @ Denver | Fred Arbanas | 5 | 103 | 20.6 | 33 | 1 | |
| 23. 11/1/64 | Denver | Abner Haynes | 5 | 106 | 21.2 | 40 | 1 | W, 49-39 |
| 24. 11/1/64 | Denver | Curtis McClintock | 4 | 103 | 25.8 | 66t | 2 | |
| 25. 11/29/64 | @ N.Y. Jets | Frank Jackson | 10 | 175 | 17.5 | 34 | 0 | L, 14-27 |
| 26. 12/6/64 | Boston | Frank Jackson | 7 | 144 | 20.6 | 72 | 0 | L, 24-31 |
| 27. 12/13/64 | @ San Diego | Frank Jackson | 8 | 142 | 17.8 | 64t | 4 | W, 49-6 |
| 28. 11/21/65 | @ Boston | Chris Burford | 9 | 120 | 13.3 | 34 | 1 | T, 10-10 |
| 29. 11/28/65 | Houston | Frank Jackson | 5 | 118 | 23.6 | 45 | 1 | W, 52-21 |
| 30. 12/19/65 | Denver | Curtis McClintock | 5 | 213 | 42.6 | 69 | 0 | W, 45-35 |
| 31. 12/19/65 | Denver | Otis Taylor | 6 | 110 | 18.3 | 41 | 1 | |
| 32. 9/25/66 | @ Boston | Chris Burford | 10 | 155 | 15.5 | 31t | 3 | W, 43-24 |
| 33. 10/2/66 | Buffalo | Otis Taylor | 4 | 125 | 31.3 | 71t | 1 | L, 14-29 |
| 34. 10/8/66 | Denver | Otis Taylor | 5 | 103 | 20.6 | 55 | 0 | W, 37-10 |
| 35. 10/30/66 | Houston | Otis Taylor | 5 | 187 | 37.4 | 77t | 1 | W, 48-23 |
| 36. 11/13/66 | Miami | Otis Taylor | 4 | 113 | 28.3 | 89t | 1 | W, 34-16 |
| 37. 11/20/66 | Boston | Otis Taylor | 9 | 133 | 14.8 | 26 | 2 | T, 27-27 |
| 38. 11/27/66 | @ N.Y. Jets | Otis Taylor | 6 | 136 | 22.7 | 45 | 0 | W, 32-24 |
| 39. 11/27/66 | @ N.Y. Jets | Chris Burford | 8 | 109 | 13.6 | 32 | 1 | |
| 40. 10/15/67 | San Diego | Otis Taylor | 9 | 134 | 14.9 | 45 | 0 | L, 31-45 |
| 41. 9/28/68 | Miami | Otis Taylor | 3 | 113 | 37.7 | 44 | 1 | W, 48-3 |
| 42. 11/3/68 | Oakland | Gloster Richardson | 2 | 121 | 60.5 | 92t | 2 | L, 21-38 |
| 43. 11/17/68 | Boston | Frank Pitts | 5 | 126 | 25.2 | 90t | 1 | W, 31-17 |
| 44. 11/28/68 | Houston | Frank Pitts | 7 | 124 | 17.7 | 43t | 2 | W, 24-10 |
| 45. 12/14/68 | @ Denver | Otis Taylor | 3 | 119 | 39.7 | 67t | 1 | W, 30-7 |
| 46. 9/14/69 | @ San Diego | Otis Taylor | 5 | 111 | 22.2 | 55t | 2 | W, 27-9 |
| 47. 10/19/69 | Miami | Otis Taylor | 4 | 131 | 32.8 | 79 | 0 | W, 17-10 |
| 48. 10/26/69 | Cincinnati | Mike Garrett | 5 | 101 | 20.2 | 41 | 1 | W, 42-22 |
| 49. 11/23/69 | Oakland | Otis Taylor | 6 | 103 | 17.2 | 36 | 1 | L, 24-27 |
| 50. 9/20/70 | @ Minnesota | Otis Taylor | 5 | 100 | 20.0 | 59t | 1 | L, 10-27 |
| 51. 11/1/70 | Oakland | Otis Taylor | 4 | 129 | 32.3 | 56 | 1 | T, 17-17 |
| 52. 10/18/71 | Pittsburgh | Otis Taylor | 6 | 190 | 31.7 | 82 | 2 | W, 38-16 |
| 53. 10/24/71 | Washington | Otis Taylor | 5 | 105 | 21.0 | 28t | 2 | W, 27-20 |
| 54. 12/12/71 | Oakland | Otis Taylor | 8 | 113 | 14.1 | 29t | 1 | W, 16-14 |
| 55. 10/15/72 | Cincinnati | Otis Taylor | 10 | 149 | 14.9 | 26 | 1 | L, 16-23 |
| 56. 9/23/73 | @ New England | Otis Taylor | 5 | 115 | 23.0 | 46 | 0 | W, 10-7 |
| 57. 11/10/74 | San Diego | Larry Brunson | 9 | 210 | 23.3 | 84t | 1 | L, 7-14 |
| 58. 10/19/75 | @ San Diego | Walter White | 2 | 105 | 52.5 | 60t | 1 | W, 12-10 |
| 59. 12/21/75 | @ Oakland | Barry Pearson | 6 | 103 | 17.2 | 27 | 1 | L, 20-28 |
| 60. 10/3/76 | @ Buffalo | Larry Brunson | 6 | 106 | 17.7 | 24 | 0 | L, 17-50 |
| 61. 11/7/76 | Pittsburgh | Walter White | 6 | 105 | 17.5 | 40 | 0 | L, 0-45 |
| 62. 10/21/79 | N.Y. Giants | Tony Reed | 8 | 103 | 12.9 | 26 | 0 | L, 17-21 |
| 63. 10/19/80 | @ Denver | Henry Marshall | 6 | 103 | 17.2 | 46t | 1 | W, 23-17 |
| 64. 11/23/80 | @ St. Louis | Henry Marshall | 7 | 117 | 16.7 | 36 | 0 | W, 21-13 |
| 65. 12/21/80 | @ Baltimore | Henry Marshall | 9 | 176 | 19.6 | 75t | 2 | W, 38-28 |
| 66. 12/21/80 | @ Baltimore | J.T. Smith | 7 | 129 | 18.4 | 37t | 1 | |
| 67. 9/20/81 | San Diego | J.T. Smith | 9 | 140 | 15.6 | 33 | 0 | L, 31-42 |
| 68. 11/11/81 | Oakland | Henry Marshall | 6 | 110 | 18.3 | 43 | 1 | W, 27-0 |
| 69. 10/11/81 | Oakland | Joe Delaney | 3 | 104 | 34.7 | 61 | 0 | |
| 70. 11/21/82 | @ New Orleans | J.T. Smith | 6 | 101 | 16.8 | 51 | 0 | L, 17-27 |
| 71. 12/12/82 | L.A. Raiders | Al Dixon | 6 | 102 | 17.0 | 37 | 0 | L, 16-21 |
| 72. 12/19/82 | @ Denver | Carlos Carson | 3 | 110 | 36.7 | 51 | 1 | W, 37-16 |
| 73. 9/4/83 | Seattle | Carlos Carson | 7 | 104 | 14.9 | 48 | 1 | W, 17-13 |
| 74. 9/18/83 | @ Washington | Carlos Carson | 6 | 109 | 18.2 | 34 | 0 | L, 12-27 |

| | | | | | | | | |
|---------------|----------------|-------------------|----|-----|------|------|---|-------------|
| 75. 10/16/83 | N.Y. Giants | Henry Marshall | 7 | 131 | 18.7 | 46t | 2 | W, 38-17 |
| 76. 11/6/83 | L.A. Raiders | Carlos Carson | 5 | 103 | 20.6 | 39 | 0 | L, 20-28 |
| 77. 11/20/83 | @ Dallas | Carlos Carson | 7 | 135 | 19.3 | 48t | 2 | L, 21-41 |
| 78. 11/20/83 | @ Dallas | Henry Marshall | 8 | 115 | 14.4 | 35 | 0 | |
| 79. 11/27/83 | @ Seattle | Carlos Carson | 7 | 149 | 21.3 | 35 | 1 | L, 48-51 OT |
| 80. 12/11/83 | @ San Diego | Carlos Carson | 7 | 165 | 23.6 | 50t | 1 | L, 38-41 |
| 81. 9/9/84 | Cincinnati | Anthony Hancock | 3 | 109 | 36.3 | 46t | 1 | W, 27-22 |
| 82. 9/23/84 | @ Denver | Henry Marshall | 8 | 148 | 18.5 | 37 | 0 | L, 0-21 |
| 83. 10/14/84 | San Diego | Carlos Carson | 7 | 165 | 23.6 | 29 | 0 | W, 31-13 |
| 84. 10/28/84 | Tampa Bay | Carlos Carson | 7 | 131 | 18.7 | 56 | 0 | W, 24-20 |
| 85. 11/25/84 | @ N.Y. Giants | Carlos Carson | 5 | 153 | 30.6 | 56 | 1 | L, 27-28 |
| 86. 12/2/84 | Denver | Carlos Carson | 7 | 126 | 18.0 | 36 | 1 | W, 16-13 |
| 87. 12/9/84 | Seattle | Henry Marshall | 8 | 166 | 20.8 | 36 | 1 | W, 34-7 |
| 88. 9/8/85 | @ New Orleans | Carlos Carson | 8 | 173 | 21.6 | 37 | 2 | W, 47-27 |
| 89. 9/12/85 | L.A. Raiders | Carlos Carson | 5 | 118 | 23.6 | 26 | 1 | W, 36-20 |
| 90. 12/22/85 | San Diego | Stephone Paige | 8 | 309 | 38.6 | 84t | 2 | W, 38-34 |
| 91. 11/30/86 | Buffalo | Stephone Paige | 9 | 119 | 13.2 | 26 | 1 | L, 14-17 |
| 92. 10/25/87 | @ San Diego | Carlos Carson | 9 | 197 | 21.9 | 63t | 2 | L, 21-42 |
| 93. 11/1/87 | @ Chicago | Stephone Paige | 5 | 121 | 24.2 | 51 | 1 | L, 28-31 |
| 94. 11/1/87 | @ Chicago | Carlos Carson | 7 | 117 | 16.7 | 29t | 1 | |
| 95. 11/15/87 | N.Y. Jets | Jonathan Hayes | 5 | 105 | 21.0 | 33 | 0 | L, 9-16 |
| 96. 12/13/87 | L.A. Raiders | Carlos Carson | 4 | 142 | 35.5 | 67t | 1 | W, 16-10 |
| 97. 12/27/87 | Seattle | Carlos Carson | 4 | 120 | 30.0 | 81t | 1 | W, 41-20 |
| 98. 12/27/87 | Seattle | Stephone Paige | 8 | 110 | 15.7 | 46t | 1 | |
| 99. 9/11/88 | @ Seattle | Paul Palmer | 8 | 105 | 13.1 | 27 | 0 | L, 10-31 |
| 100. 9/25/88 | San Diego | Paul Palmer | 5 | 122 | 24.4 | 71t | 2 | L, 23-24 |
| 101. 10/2/88 | @ N.Y. Jets | Carlos Carson | 5 | 162 | 32.4 | 80t | 1 | T, 17-17 |
| 102. 10/16/88 | L.A. Raiders | Paul Palmer | 5 | 103 | 20.6 | 48t | 1 | L, 17-27 |
| 103. 11/20/88 | Seattle | Stephone Paige | 5 | 106 | 21.2 | 49 | 0 | W, 27-24 |
| 104. 12/4/88 | N.Y. Jets | Stephone Paige | 4 | 113 | 28.3 | 41t | 2 | W, 38-34 |
| 105. 10/29/89 | @ Pittsburgh | Stephone Paige | 7 | 163 | 23.3 | 50 | 0 | L, 17-23 |
| 106. 11/26/89 | Houston | Stephone Paige | 7 | 114 | 16.3 | 42 | 0 | W, 34-0 |
| 107. 12/3/89 | Miami | Stephone Paige | 7 | 133 | 19.0 | 38 | 1 | W, 26-21 |
| 108. 9/17/90 | @ Denver | Stephone Paige | 10 | 206 | 20.6 | 83t | 2 | L, 23-24 |
| 109. 12/23/90 | @ San Diego | Todd McNair | 3 | 111 | 37.0 | 65 | 1 | W, 24-21 |
| 110. 11/24/91 | @ Cleveland | Emile Harry | 11 | 159 | 14.5 | 36 | 1 | L, 15-20 |
| 111. 12/22/91 | @ L.A. Raiders | J.J. Birden | 8 | 188 | 23.5 | 57 | 2 | W, 27-21 |
| 112. 10/4/92 | @ Denver | Willie Davis | 5 | 127 | 25.4 | 50t | 1 | L, 19-20 |
| 113. 10/11/92 | Philadelphia | Willie Davis | 5 | 167 | 33.4 | 74t | 1 | W, 24-17 |
| 114. 10/18/92 | @ Dallas | Willie Davis | 6 | 100 | 16.7 | 38 | 0 | L, 10-17 |
| 115. 11/15/92 | Washington | Tim Barnett | 6 | 148 | 24.7 | 44t | 2 | W, 35-16 |
| 116. 9/20/93 | Denver | Willie Davis | 6 | 139 | 23.2 | 35 | 0 | W, 15-7 |
| 117. 11/14/93 | @ L.A. Raiders | Willie Davis | 5 | 115 | 23.0 | 66t | 1 | W, 31-20 |
| 118. 9/4/94 | @ New Orleans | Willie Davis | 7 | 109 | 15.6 | 42 | 1 | W, 30-17 |
| 119. 12/4/94 | Denver | Willie Davis | 3 | 107 | 35.7 | 62t | 1 | L, 17-20 OT |
| 120. 12/4/94 | Denver | J.J. Birden | 7 | 101 | 14.4 | 44 | 0 | |
| 121. 12/12/94 | @ Miami | J.J. Birden | 10 | 131 | 13.1 | 122t | 1 | L, 28-45 |
| 122. 12/18/94 | Houston | Lake Dawson | 5 | 101 | 20.2 | 50 | 1 | W, 31-19 |
| 123. 9/3/95 | @ Seattle | Willie Davis | 6 | 155 | 25.8 | 60t | 2 | W, 34-10 |
| 124. 9/24/95 | @ Cleveland | Keith Cash | 8 | 111 | 13.9 | 38t | 1 | L, 17-35 |
| 125. 9/8/97 | @ Oakland | Andre Rison | 8 | 162 | 20.3 | 43 | 1 | W, 28-27 |
| 126. 11/30/97 | San Francisco | Andre Rison | 5 | 117 | 23.4 | 45 | 2 | W, 44-9 |
| 127. 11/22/98 | @ San Diego | Derrick Alexander | 5 | 173 | 34.6 | 41 | 1 | L, 37-38 |
| 128. 11/29/98 | Arizona | Derrick Alexander | 6 | 116 | 19.3 | 30t | 2 | W, 34-24 |
| 129. 9/12/99 | @ Chicago | Derrick Alexander | 6 | 154 | 25.7 | 86t | 1 | L, 17-20 |
| 130. 9/19/99 | Denver | Derrick Alexander | 6 | 117 | 19.5 | 49 | 0 | W, 26-10 |
| 131. 10/31/99 | San Diego | Derrick Alexander | 2 | 113 | 56.5 | 81t | 1 | W, 34-0 |
| 132. 11/21/99 | Seattle | Derrick Alexander | 8 | 101 | 12.6 | 25 | 0 | L, 19-30 |
| 133. 9/17/00 | San Diego | Sylvester Morris | 6 | 112 | 18.7 | 36t | 3 | W, 42-10 |
| 134. 9/24/00 | @ Denver | Tony Gonzalez | 10 | 127 | 12.7 | 17 | 1 | W, 23-22 |
| 135. 10/2/00 | Seattle | Derrick Alexander | 5 | 153 | 30.6 | 73 | 1 | W, 24-17 |
| 136. 10/15/00 | Oakland | Tony Gonzalez | 7 | 100 | 14.3 | 22 | 1 | L, 17-20 |
| 137. 10/22/00 | St. Louis | Derrick Alexander | 5 | 117 | 23.4 | 31 | 1 | W, 54-34 |
| 138. 10/22/00 | St. Louis | Tony Gonzalez | 5 | 117 | 23.4 | 39 | 1 | |
| 139. 10/29/00 | @ Seattle | Tony Gonzalez | 8 | 101 | 12.6 | 22 | 0 | W, 24-19 |
| 140. 10/29/00 | @ Seattle | Derrick Alexander | 4 | 137 | 34.3 | 59t | 2 | |
| 141. 11/5/00 | @ Oakland | Derrick Alexander | 9 | 139 | 15.4 | 48t | 2 | L, 31-49 |
| 142. 11/5/00 | @ Oakland | Tony Gonzalez | 9 | 134 | 14.9 | 29 | 0 | |
| 143. 11/5/00 | @ Oakland | Sylvester Morris | 6 | 102 | 17.0 | 47 | 0 | |
| 144. 11/19/00 | Buffalo | Derrick Alexander | 7 | 1 | | | | |

SUPERLATIVES

| | | | | | | | |
|------------------------------|------------------|----|-----|------|-----|---|-------------|
| 155. 12/15/02 @ Denver | Dante Hall | 5 | 143 | 28.6 | 75t | 2 | L, 24-31 |
| 156. 12/22/02 San Diego | Marc Boerigter | 5 | 144 | 28.8 | 99t | 2 | W, 24-22 |
| 157. 10/12/03 @ Green Bay | Tony Gonzalez | 4 | 121 | 30.0 | 67 | 1 | W, 40-34 OT |
| 158. 10/12/03 @ Green Bay | Johnnie Morton | 6 | 109 | 18.2 | 38 | 1 | W, 27-24 |
| 159. 10/26/03 Buffalo | Dante Hall | 4 | 107 | 26.8 | 67t | 1 | W, 38-5 |
| 160. 11/9/03 Cleveland | Eddie Kennison | 7 | 115 | 16.4 | 36 | 0 | W, 41-20 |
| 161. 11/23/03 Oakland | Priest Holmes | 6 | 100 | 16.7 | 36 | 0 | W, 27-24 |
| 162. 12/7/03 @ Denver | Dante Hall | 11 | 124 | 11.3 | 34 | 0 | L, 27-45 |
| 163. 12/14/03 Detroit | Derrick Blaylock | 5 | 106 | 21.2 | 63t | 1 | W, 45-17 |
| 164. 9/12/04 @ Denver | Eddie Kennison | 6 | 101 | 16.8 | 57 | 0 | L, 24-34 |
| 165. 9/26/04 Houston | Tony Gonzalez | 8 | 106 | 13.3 | 25 | 1 | L, 21-24 |
| 166. 10/17/04 @ Jacksonville | Johnnie Morton | 7 | 111 | 15.9 | 52 | 0 | L, 16-22 |
| 167. 10/31/04 Indianapolis | Tony Gonzalez | 8 | 125 | 15.6 | 32 | 2 | W, 45-35 |
| 168. 11/7/04 @ Tampa Bay | Tony Gonzalez | 9 | 123 | 13.7 | 29 | 1 | L, 31-34 |
| 169. 11/7/04 @ Tampa Bay | Eddie Kennison | 6 | 104 | 17.3 | 59 | 0 | W, 27-24 |
| 170. 11/14/04 @ New Orleans | Eddie Kennison | 7 | 121 | 17.3 | 23 | 1 | L, 20-27 |
| 171. 11/22/04 New England | Johnnie Morton | 5 | 107 | 21.4 | 36 | 0 | L, 19-27 |
| 172. 11/28/04 San Diego | Tony Gonzalez | 8 | 105 | 13.1 | 27 | 0 | L, 31-34 |
| 173. 12/5/04 @ Oakland | Eddie Kennison | 8 | 149 | 18.6 | 70t | 1 | W, 34-27 |
| 174. 12/19/04 Denver | Eddie Kennison | 7 | 101 | 14.4 | 42 | 2 | W, 45-17 |
| 175. 12/25/04 Oakland | Tony Gonzalez | 11 | 124 | 11.3 | 26t | 2 | W, 31-30 |
| 176. 1/2/05 @ San Diego | Tony Gonzalez | 14 | 144 | 10.3 | 32 | 0 | L, 17-24 |
| 177. 1/2/05 @ San Diego | Larry Johnson | 8 | 115 | 14.4 | 40 | 1 | W, 31-27 |
| 178. 9/26/05 @ Denver | Eddie Kennison | 8 | 112 | 14.0 | 26 | 0 | L, 10-30 |
| 179. 10/2/05 Philadelphia | Eddie Kennison | 7 | 109 | 15.6 | 49 | 1 | L, 31-37 |
| 180. 10/16/05 Washington | Priest Holmes | 5 | 100 | 20.0 | 60t | 1 | W, 28-21 |
| 181. 10/30/05 @ San Diego | Eddie Kennison | 7 | 115 | 16.4 | 33 | 1 | W, 20-7 |
| 182. 12/4/05 Denver | Eddie Kennison | 4 | 108 | 27.0 | 54 | 0 | W, 31-27 |
| 183. 1/1/06 Cincinnati | Eddie Kennison | 7 | 151 | 21.6 | 55 | 0 | W, 37-3 |
| 184. 10/8/06 @ Arizona | Larry Johnson | 6 | 106 | 17.7 | 78 | 1 | W, 23-20 |
| 185. 10/22/06 San Diego | Tony Gonzalez | 6 | 138 | 23.0 | 57 | 0 | W, 30-27 |
| 186. 10/29/06 Seattle | Eddie Kennison | 6 | 132 | 22.0 | 51 | 0 | W, 35-28 |
| 187. 10/29/06 Seattle | Tony Gonzalez | 6 | 116 | 19.3 | 37 | 0 | W, 35-28 |
| 188. 12/3/06 @ Cleveland | Eddie Kennison | 7 | 117 | 16.7 | 39 | 1 | L, 28-31 OT |
| 189. 12/3/06 @ Cleveland | Tony Gonzalez | 9 | 105 | 11.7 | 23t | 2 | W, 35-30 |
| 190. 12/31/06 Jacksonville | Eddie Kennison | 6 | 144 | 24.0 | 40 | 1 | W, 35-30 |

100-Yard Pass Receivers (2007-Present)

| Date | Opponent | Player | Rec. | Yds. | Avg. | LG | TD | Result |
|------------------------------|---------------------|----------|------------|-------------|------------|----------|--------------------|--------|
| 191. 9/30/07 @ San Diego | Dwayne Bowe | 8 | 164 | 20.5 | 51t | 1 | W, 30-16 | |
| 192. 10/7/07 Jacksonville | Tony Gonzalez | 8 | 100 | 12.5 | 22 | 0 | L, 7-17 | |
| 193. 10/14/07 Cincinnati | Tony Gonzalez | 9 | 102 | 11.3 | 26t | 2 | W, 27-20 | |
| 194. 11/4/07 Green Bay | Tony Gonzalez | 10 | 109 | 10.9 | 25 | 1 | L, 22-33 | |
| 195. 11/11/07 Denver | Dwayne Bowe | 9 | 105 | 11.7 | 23 | 0 | L, 11-27 | |
| 196. 12/2/07 San Diego | Tony Gonzalez | 10 | 140 | 14.0 | 31 | 0 | L, 10-24 | |
| 197. 12/23/07 @ Detroit | Tony Gonzalez | 10 | 137 | 13.7 | 29 | 0 | L, 20-25 | |
| 198. 10/26/08 @ N.Y. Jets | Dwayne Bowe | 6 | 102 | 17.0 | 26 | 0 | L, 24-28 | |
| 199. 11/9/08 @ San Diego | Tony Gonzalez | 10 | 113 | 11.3 | 34t | 2 | L, 19-20 | |
| 200. 11/23/08 Buffalo | Tony Gonzalez | 10 | 113 | 11.3 | 35 | 1 | L, 31-54 | |
| 201. 11/30/08 @ Oakland | Tony Gonzalez | 8 | 110 | 13.8 | 23 | 0 | W, 20-13 | |
| 202. 12/21/08 Miami | Jamaal Charles | 3 | 102 | 34.0 | 75 | 0 | L, 31-38 | |
| 203. 12/28/08 @ Cincinnati | Dwayne Bowe | 10 | 103 | 10.3 | 32 | 0 | L, 6-16 | |
| 204. 10/18/09 @ Washington | Dwayne Bowe | 6 | 109 | 18.2 | 32 | 0 | W, 14-6 | |
| 205. 11/22/09 Pittsburgh | Chris Chambers | 4 | 119 | 29.8 | 61 | 0 | W, 27-24 OT | |
| 206. 12/20/09 Cleveland | Chris Chambers | 5 | 114 | 22.8 | 39 | 1 | L, 34-41 | |
| 207. 10/17/10 @ Houston | Dwayne Bowe | 6 | 108 | 18.0 | 42t | 2 | L, 31-35 | |
| 208. 11/14/10 @ Denver | Dwayne Bowe | 13 | 186 | 14.3 | 24 | 2 | L, 29-49 | |
| 209. 11/21/10 Arizona | Dwayne Bowe | 6 | 109 | 18.2 | 38t | 2 | W, 31-13 | |
| 210. 11/28/10 @ Seattle | Dwayne Bowe | 13 | 170 | 13.1 | 36t | 3 | W, 42-24 | |
| 211. 12/26/10 Tennessee | Dwayne Bowe | 6 | 153 | 25.5 | 75t | 1 | W, 34-14 | |
| 212. 9/18/11 @ Detroit | Dwayne Bowe | 5 | 101 | 20.2 | 45 | 0 | L, 3-48 | |
| 213. 10/2/11 Minnesota | Dwayne Bowe | 5 | 107 | 21.4 | 52t | 1 | W, 22-17 | |
| 214. 10/9/11 @ Indianapolis | Dwayne Bowe | 7 | 128 | 18.3 | 41t | 2 | W, 28-24 | |
| 215. 11/6/11 Miami | Steve Breaston | 7 | 115 | 16.4 | 37 | 0 | L, 3-31 | |
| 216. 9/16/12 @ Buffalo | Dwayne Bowe | 8 | 102 | 12.8 | 33t | 2 | L, 17-35 | |
| 217. 9/30/12 San Diego | Dwayne Bowe | 7 | 108 | 15.4 | 29t | 1 | L, 20-37 | |
| 218. 9/19/13 @ Philadelphia | Donnie Avery | 7 | 141 | 20.1 | 51 | 0 | W, 26-16 | |
| 219. 12/15/13 @ Oakland | Jamaal Charles | 8 | 195 | 24.4 | 71 | 4 | W, 56-31 | |
| 220. 12/7/14 @ Arizona | Travis Kelce | 7 | 110 | 15.7 | 29 | 0 | L, 14-17 | |
| 221. 9/13/15 @ Houston | Travis Kelce | 6 | 106 | 17.7 | 42t | 2 | W, 31-24 | |
| 222. 9/28/15 @ Green Bay | Jeremy Maclin | 8 | 141 | 17.6 | 61 | 1 | L, 28-38 | |
| 223. 10/4/15 @ Cincinnati | Jeremy Maclin | 11 | 148 | 13.5 | 44 | 0 | L, 36-21 | |
| 224. 11/29/15 Buffalo | Jeremy Maclin | 9 | 160 | 17.8 | 41 | 1 | W, 30-22 | |
| 225. 1/9/16 @ Houston | Travis Kelce | 8 | 128 | 16.0 | 48 | 0 | W, 30-0 | |
| 226. 9/11/16 San Diego | Spencer Ware | 7 | 129 | 18.4 | 45 | 0 | W, 33-27 OT | |
| 227. 10/30/16 @ Indianapolis | Travis Kelce | 7 | 101 | 14.4 | 21 | 1 | W, 30-14 | |
| 228. 11/20/16 Tampa Bay | Travis Kelce | 7 | 108 | 15.4 | 44 | 0 | L, 17-19 | |
| 229. 11/27/16 @ Denver | Travis Kelce | 8 | 101 | 12.6 | 21 | 0 | W, 30-27 OT | |
| 230. 12/4/16 @ Atlanta | Travis Kelce | 8 | 140 | 17.5 | 35 | 0 | W, 29-28 | |

| | | | | | | | |
|--------------------------------------|---------------------------------|-----------|------------|-------------|------------|----------|--------------------|
| 231. 12/8/16 Oakland | Travis Kelce | 5 | 101 | 20.2 | 34 | 0 | W, 21-13 |
| 232. 12/25/16 Denver | Travis Kelce | 11 | 160 | 14.5 | 80t | 1 | W, 33-10 |
| 233. 9/7/17 @ New England | Tyreek Hill | 7 | 133 | 19.0 | 75t | 1 | W, 42-27 |
| 234. 9/17/17 Philadelphia | Travis Kelce | 8 | 103 | 12.9 | 44 | 1 | W, 27-20 |
| 235. 10/2/17 Washington | Travis Kelce | 7 | 111 | 15.9 | 32 | 1 | W, 29-20 |
| 236. 10/19/17 @ Oakland | Tyreek Hill | 6 | 125 | 20.8 | 64t | 1 | L, 30-31 |
| 237. 10/30/17 Denver | Travis Kelce | 7 | 133 | 19.0 | 33 | 1 | W, 29-19 |
| 238. 11/19/17 @ New York Giants | Travis Kelce | 8 | 109 | 13.6 | 32 | 0 | L, 9-12 OT |
| 239. 12/3/17 @ New York Jets | Tyreek Hill | 6 | 185 | 30.8 | 79t | 2 | L, 31-38 |
| 240. 12/24/17 Miami | Tyreek Hill | 6 | 109 | 18.2 | 52 | 0 | W, 29-13 |
| 241. 12/31/17 @ Denver | Albert Wilson | 10 | 147 | 14.7 | 24 | 0 | W, 27-24 |
| 242. 9/9/18 @ Los Angeles Chargers | Tyreek Hill | 7 | 169 | 24.1 | 58t | 2 | W, 38-28 |
| 243. 9/16/18 @ Pittsburgh | Travis Kelce | 7 | 109 | 15.6 | 31 | 2 | W, 42-37 |
| 244. 9/16/18 @ Pittsburgh | Sammy Watkins | 6 | 100 | 16.7 | 40 | 0 | W, 38-27 |
| 245. 9/23/18 San Francisco | Travis Kelce | 8 | 114 | 14.3 | 25 | 0 | W, 38-27 |
| 246. 10/7/18 Jacksonville | Travis Kelce | 5 | 100 | 20.0 | 40 | 0 | W, 30-14 |
| 247. 10/14/18 @ New England | Tyreek Hill | 7 | 142 | 20.3 | 75t | 3 | L, 40-43 |
| 248. 10/14/18 @ New England | Kareem Hunt | 5 | 105 | 21.0 | 67t | 1 | W, 30-23 |
| 249. 10/28/18 Denver | Sammy Watkins | 8 | 107 | 13.4 | 24 | 2 | W, 30-23 |
| 250. 11/11/18 Arizona | Tyreek Hill | 7 | 117 | 16.7 | 38 | 2 | W, 26-14 |
| 251. 11/19/18 @ Los Angeles Rams | Tyreek Hill | 10 | 215 | 21.5 | 73t | 2 | L, 51-54 |
| 252. 11/19/18 @ Los Angeles Rams | Travis Kelce | 10 | 127 | 12.7 | 37 | 1 | W, 40-33 |
| 253. 12/2/18 @ Oakland | Travis Kelce | 12 | 168 | 14.0 | 28 | 2 | W, 40-33 |
| 254. 12/9/18 Baltimore | Tyreek Hill | 8 | 139 | 17.4 | 48 | 0 | W, 27-24 OT |
| 255. 12/30/18 Oakland | Tyreek Hill | 5 | 101 | 20.2 | 67t | 1 | W, 35-3 |
| 256. 9/8/19 @ Jacksonville | Sammy Watkins | 9 | 198 | 22 | 68t | 3 | W, 40-26 |
| 257. 9/15/19 @ Oakland | Demarcus Robinson | 6 | 172 | 28.7 | 44t | 2 | W, 28-10 |
| 258. 9/15/19 @ Oakland | Travis Kelce | 7 | 107 | 15.3 | 34 | 1 | W, 30-13 |
| 259. 10/6/19 Indianapolis | Byron Pringle | 6 | 103 | 17.2 | 28 | 1 | L, 13-19 |
| 260. 11/3/19 Minnesota | Tyreek Hill | 6 | 140 | 23.3 | 41 | 1 | W, 26-23 |
| 261. 11/10/19 @ Tennessee | Tyreek Hill | 11 | 157 | 14.3 | 39 | 1 | L, 32-35 |
| 262. 12/15/19 Denver | Travis Kelce | 11 | 142 | 12.9 | 21 | 0 | W, 23-3 |
| 263. 10/11/20 Las Vegas | Travis Kelce | 8 | 108 | 13.5 | 32 | 1 | L, 32-40 |
| 264. 11/1/20 New York Jets | Travis Kelce | 8 | 109 | 13.6 | 25 | 1 | W, 35-9 |
| 265. 11/8/20 Carolina | Travis Kelce | 10 | 159 | 15.9 | 44 | 0 | W, 33-31 |
| 266. 11/8/20 Carolina | Tyreek Hill | 9 | 113 | 12.6 | 28t | 2 | W, 35-31 |
| 267. 11/22/20 @ Las Vegas | Travis Kelce | 8 | 127 | 15.9 | 22t | 1 | W, 35-31 |
| 268. 11/22/20 @ Las Vegas | Tyreek Hill | 11 | 102 | 9.3 | 15 | 1 | L, 20-24 |
| 269. 11/29/20 @ Tampa Bay | Tyreek Hill | 13 | 269 | 20.7 | 75t | 3 | W, 27-24 |
| 270. 12/6/20 Denver | Travis Kelce | 8 | 136 | 17.0 | 28 | 1 | W, 22-16 |
| 271. 12/13/20 @ Miami | Travis Kelce | 8 | 136 | 17.0 | 32 | 1 | W, 33-27 |
| 272. 9/12/21 Cleveland | Tyreek Hill | 11 | 197 | 17.9 | 75t | 1 | W, 33-29 |
| 273. 9/19/21 @ Baltimore | Travis Kelce | 7 | 109 | 15.6 | 46t | 1 | L, 35-36 |
| 274. 9/26/21 L.A. Chargers | Travis Kelce | 7 | 104 | 14.9 | 28 | 0 | L, 24-30 |
| 275. 10/3/21 @ Philadelphia | Tyreek Hill | 11 | 186 | 16.9 | 44t | 3 | W, 42-30 |
| 276. 11/14/21 @ Las Vegas | Travis Kelce | 8 | 119 | 14.9 | 30 | 0 | W, 41-14 |
| 277. 11/14/21 @ Las Vegas | Darrel Williams | 9 | 101 | 11.2 | 38t | 1 | W, 34-28 |
| 278. 12/16/21 @ L.A. Chargers | Tyreek Hill | 12 | 148 | 12.3 | 40 | 1 | W, 34-28 OT |
| 279. 12/16/21 @ L.A. Chargers | Travis Kelce | 10 | 191 | 19.1 | 69 | 2 | W, 30-17 |
| 280. 1/8/22 @ Denver | Mecole Hardman | 8 | 103 | 12.9 | 44 | 0 | W, 28-24 |
| 281. 9/11/22 @ Arizona | Travis Kelce | 8 | 121 | 15.1 | 35 | 1 | W, 44-21 |
| 282. 10/16/22 Buffalo | Juju Smith-Schuster | 5 | 113 | 22.6 | 42t | 1 | L, 20-24 |
| 283. 10/16/22 Buffalo | Travis Kelce | 8 | 108 | 13.5 | 25 | 0 | W, 44-23 |
| 284. 10/23/22 @ San Francisco | Juju Smith-Schuster | 7 | 124 | 17.7 | 45t | 1 | W, 44-23 |
| 285. 10/23/22 @ San Francisco | Marquez Valdes-Scantling | 3 | 111 | 37.0 | 57 | 0 | W, 20-17 OT |
| 286. 11/6/22 Tennessee | Travis Kelce | 10 | 106 | 10.6 | 23 | 0 | W, 30-27 OT |
| 287. 11/20/22 @ Los Angeles Chargers | Travis Kelce | 6 | 115 | 19.2 | 34 | 3 | W, 30-27 |
| 288. 12/11/22 @ Denver | Jerick McKinnon | 7 | 112 | 16.0 | 56t | 2 | W, 34-28 |
| 289. 12/18/22 @ Houston | Travis Kelce | 10 | 105 | 10.5 | 18 | 0 | W, 30-24 OT |

SUPERLATIVES

| | | | | | | | | | | | |
|-----|----------------------------------------|----------|-----|----------|-----------------|------------------|----|-----|------|-----|-----------|
| 3. | Otis Taylor (1965-75) | 20 | 13. | 11/11/62 | @ N.Y. Titans | Curtis McClinton | 19 | 102 | 5.4 | 11 | 1 |
| 4. | Carlos Carson (1980-89) | 18 | 14. | 11/25/62 | Oakland | Abner Haynes | 18 | 112 | 6.2 | 33t | 2 W,35-7 |
| | Tyreek Hill (2016-21) | 18 | 15. | 11/25/62 | Oakland | Curtis McClinton | 12 | 109 | 9.1 | 46 | 0 |
| 6. | Eddie Kennison (2001-07) | 17 | 16. | 12/9/62 | Denver | Curtis McClinton | 15 | 105 | 7.0 | 69t | 1 W,17-10 |
| 7. | Dwayne Bowe (2007-14) | 15 | 17. | 11/3/63 | @ Oakland | Curtis McClinton | 15 | 101 | 6.7 | 36 | 0 L,7-10 |
| 8. | Chris Burford (1960-67) | 12 | 18. | 9/27/64 | @ Oakland | Abner Haynes | 12 | 106 | 8.8 | 41 | 0 W,21-9 |
| | Derrick Alexander (1998-01) | 12 | 19. | 11/22/64 | @ Houston | Abner Haynes | 25 | 156 | 6.2 | 42 | 0 W,28-19 |
| 10. | Stephone Paige (1983-91) | 11 | 20. | 11/29/64 | @ N.Y. Jets | Abner Haynes | 11 | 120 | 10.9 | 80t | 2 L,14-27 |
| 11. | Henry Marshall (1976-87) | 8 | 21. | 10/24/65 | @ Houston | Mack Lee Hill | 17 | 130 | 7.6 | 30 | 1 L,36-38 |
| | Willie Davis (1991-95) | 8 | 22. | 11/28/65 | Houston | Mack Lee Hill | 9 | 119 | 13.2 | 66t | 1 W,52-21 |
| 13. | Frank Jackson (1961-65) | 6 | 23. | 9/11/66 | @ Buffalo | Bert Coan | 11 | 101 | 9.2 | 32 | 1 W,42-20 |
| 14. | Abner Haynes (1960-65) | 5 | 24. | 10/23/66 | @ Denver | Bert Coan | 13 | 111 | 8.5 | 35t | 3 W,56-10 |
| | Priest Holmes (2001-07) | 5 | 25. | 10/30/66 | Houston | Mike Garrett | 9 | 102 | 11.3 | 77t | 1 W,48-23 |
| 16. | Fred Arbanas (1962-70) | 4 | 26. | 12/18/66 | @ San Diego | Mike Garrett | 25 | 161 | 6.4 | 26 | 1 W,27-17 |
| 17. | Johnny Robinson (1960-71) | 3 | 27. | 9/24/67 | @ Miami | Mike Garrett | 20 | 131 | 6.5 | 28 | 0 W,24-0 |
| | J.T. Smith (1978-84) | 3 | 28. | 10/29/67 | Denver | Mike Garrett | 20 | 101 | 5.1 | 20t | 2 W,52-9 |
| | Paul Palmer (1987-88) | 3 | 29. | 11/5/67 | N.Y. Jets | Mike Garrett | 23 | 192 | 8.3 | 28 | 1 W,42-18 |
| | J.J. Birden (1990-94) | 3 | 30. | 12/17/67 | @ Denver | Mike Garrett | 20 | 169 | 8.5 | 58 | 0 W,38-24 |
| | Dante Hall (2000-06) | 3 | 31. | 9/28/68 | @ Miami | Robert Holmes | 13 | 123 | 9.5 | 76t | 1 W,48-3 |
| | Johnnie Morton (2002-04) | 3 | 32. | 10/20/68 | Oakland | Mike Garrett | 24 | 109 | 4.5 | 16 | 0 W,24-10 |
| | Jeremy Maclin (2015-16) | 3 | 33. | 11/10/68 | @ Cincinnati | Robert Holmes | 21 | 158 | 7.5 | 27t | 1 W,16-9 |
| | Sammy Watkins (2018-20) | 3 | 34. | 10/26/69 | Cincinnati | Warren McVea | 17 | 141 | 8.3 | 80t | 1 W,42-22 |
| 25. | Curtis McClinton (1962-69) | 2 | 35. | 11/16/69 | @ N.Y. Jets | Warren McVea | 15 | 102 | 6.8 | 22 | 1 W,34-16 |
| | Frank Pitts (1965-71) | 2 | 36. | 11/1/70 | Oakland | Ed Podolak | 19 | 108 | 5.7 | 39 | 0 T,17-17 |
| | Larry Brunson (1974-77) | 2 | 37. | 11/22/70 | St. Louis | Ed Podolak | 23 | 112 | 4.9 | 32 | 0 T,6-6 |
| | Walter White (1975-79) | 2 | 38. | 12/6/70 | Denver | Ed Podolak | 12 | 139 | 11.6 | 65t | 1 W,16-0 |
| | Andre Rison (1997-99) | 2 | 39. | 10/24/71 | Washington | Ed Podolak | 24 | 110 | 4.6 | 21 | 0 W,27-20 |
| | Sylvester Morris (2000-03) | 2 | 40. | 11/5/72 | Oakland | Ed Podolak | 27 | 115 | 4.3 | 30 | 0 W,27-14 |
| | Larry Johnson (2003-09) | 2 | 41. | 12/10/72 | Baltimore | Wendell Hayes | 19 | 104 | 5.5 | 16 | 0 W,24-10 |
| | Chris Chambers (2009-10) | 2 | 42. | 11/12/73 | Chicago | Ed Podolak | 28 | 134 | 4.8 | 13 | 0 W,19-7 |
| | Jammal Charles (2008-16) | 2 | 43. | 12/2/73 | Cleveland | Willie Ellison | 20 | 108 | 5.4 | 19 | 0 T,20-20 |
| | Juju Smith-Schuster (2022) | 2 | 44. | 10/27/74 | @ San Diego | Woody Green | 23 | 146 | 6.3 | 43 | 1 W,24-14 |
| 35. | Gloster Richardson (1967-70) | 1 | 45. | 11/18/74 | @ Denver | Woody Green | 18 | 114 | 6.3 | 24 | 1 W,42-34 |
| | Mike Garrett (1966-70) | 1 | 46. | 12/8/74 | Oakland | Jeff Kinney | 21 | 124 | 5.9 | 21 | 0 L,6-7 |
| | Barry Pearson (1974-76) | 1 | 47. | 10/12/75 | Oakland | Woody Green | 24 | 101 | 4.2 | 18 | 1 W,42-10 |
| | Tony Reed (1977-80) | 1 | 48. | 11/23/75 | Detroit | Woody Green | 19 | 135 | 7.1 | 42 | 0 W,24-21 |
| | Joe Delaney (1981-82) | 1 | | | | | | | | | OT |
| | Al Dixon (1979-82) | 1 | 49. | 11/23/75 | Detroit | MacArthur Lane | 16 | 108 | 6.8 | 39 | 2 |
| | Anthony Hancock (1982-86) | 1 | 50. | 11/28/76 | @ San Diego | Ed Podolak | 25 | 127 | 5.1 | 12 | 2 W,23-20 |
| | Jonathan Hayes (1985-93) | 1 | 51. | 12/12/76 | Cleveland | Ed Podolak | 29 | 137 | 4.9 | 22t | 4 W,39-14 |
| | Todd McNair (1989-93, '96) | 1 | 52. | 10/3/77 | Oakland | Tony Reed | 12 | 119 | 9.9 | 59 | 0 L,28-37 |
| | Emile Harry (1986-92) | 1 | 53. | 11/13/77 | @ Chicago | Ed Podolak | 29 | 102 | 3.5 | 14t | 2 L,27-28 |
| | Tim Barnett (1991-93) | 1 | 54. | 9/3/78 | @ Cincinnati | Mark Bailey | 26 | 106 | 4.1 | 12 | 0 W,24-23 |
| | Lake Dawson (1994-97) | 1 | 55. | 9/10/78 | Houston | Tony Reed | 16 | 141 | 8.8 | 28 | 1 L,17-20 |
| | Keith Cash (1992-96) | 1 | 56. | 9/17/78 | @ N.Y. Giants | Tony Reed | 14 | 114 | 8.1 | 48 | 0 L,10-26 |
| | Marc Boerigter (2002-05) | 1 | 57. | 10/1/78 | @ Buffalo | MacArthur Lane | 17 | 144 | 8.5 | 30 | 0 L,13-28 |
| | Derrick Blaylock (2001-04) | 1 | 58. | 11/12/78 | @ San Diego | Arnold Morgado | 29 | 115 | 4.0 | 12 | 2 L,23-29 |
| | Donnie Avery (2013-14) | 1 | | | | | | | | | OT |
| | Steve Breaston (2011-12) | 1 | 59. | 11/26/78 | San Diego | Ted McKnight | 11 | 104 | 9.5 | 22 | 0 W,23-0 |
| | Spencer Ware (2015-19) | 1 | 60. | 12/17/78 | @ Seattle | Tony Reed | 11 | 121 | 11.0 | 62t | 1 L,19-23 |
| | Albert Wilson (2014-17) | 1 | 61. | 9/30/79 | @ Seattle | Ted McKnight | 12 | 147 | 12.3 | 84t | 2 W,24-6 |
| | Kareem Hunt (2017-18) | 1 | 62. | 10/21/79 | N.Y. Giants | Tony Reed | 20 | 106 | 5.3 | 14 | 0 L,17-21 |
| | Demarcus Robinson (2016-21) | 1 | 63. | 11/18/79 | @ Oakland | Mike Williams | 28 | 109 | 3.9 | 21 | 0 W,24-21 |
| | Byron Pringle (2019-21) | 1 | 64. | 10/4/81 | @ New England | Joe Delaney | 18 | 101 | 5.6 | 18t | 1 L,17-33 |
| | Darrel Williams (2018-21) | 1 | 65. | 10/11/81 | Oakland | Joe Delaney | 28 | 106 | 3.8 | 12 | 0 W,27-0 |
| | Mecole Hardman (2019-22) | 1 | 66. | 10/18/81 | Denver | Joe Delaney | 21 | 149 | 7.1 | 82t | 1 W,24-14 |
| | Marquez Valdes-Scantling (2022) | 1 | 67. | 11/1/81 | @ San Diego | Joe Delaney | 23 | 117 | 5.1 | 19 | 0 W,20-22 |
| | Jerick McKinnon (2021-22) | 1 | 68. | 11/15/81 | Houston | Joe Delaney | 23 | 193 | 6.7 | 26 | 1 W,23-10 |
| | | | 69. | 11/22/81 | Seattle | James Hadnot | 10 | 106 | 10.6 | 24 | 0 W,40-13 |
| | | | 70. | 12/20/81 | @ Minnesota | Billy Jackson | 25 | 102 | 4.1 | 18 | 0 W,10-6 |
| | | | 71. | 12/8/85 | Atlanta | Mike Pruitt | 16 | 102 | 6.4 | 54 | 0 W,38-10 |
| | | | 72. | 9/13/87 | San Diego | Christian Okoye | 21 | 105 | 5.0 | 43t | 1 W,20-13 |
| | | | 73. | 12/27/87 | Seattle | Herman Heard | 12 | 107 | 8.9 | 37t | 1 W,41-20 |
| | | | 74. | 11/13/88 | Cincinnati | Christian Okoye | 16 | 102 | 6.4 | 48 | 1 W,31-28 |
| | | | 75. | 9/24/89 | @ San Diego | Christian Okoye | 16 | 112 | 7.0 | 59 | 0 L,6-21 |
| | | | 76. | 10/1/89 | Cincinnati | Christian Okoye | 25 | 101 | 4.0 | 16 | 1 L,17-21 |
| | | | 77. | 10/8/89 | @ Seattle | Christian Okoye | 30 | 156 | 5.2 | 14 | 1 W,20-16 |
| | | | 78. | 10/22/89 | Dallas | Christian Okoye | 33 | 170 | 5.2 | 23 | 2 W,36-28 |
| | | | 79. | 10/29/89 | @ Pittsburgh | Christian Okoye | 23 | 101 | 4.4 | 19 | 0 L,17-23 |
| | | | 80. | 11/5/89 | Seattle | Christian Okoye | 37 | 126 | 3.4 | 16 | 1 W,20-10 |
| | | | 81. | 12/3/89 | Miami | Christian Okoye | 32 | 148 | 4.6 | 13 | 1 W,26-21 |
| | | | 82. | 12/10/89 | @ Green Bay | Christian Okoye | 38 | 131 | 3.5 | 12 | 1 W,21-3 |
| | | | 83. | 9/23/90 | @ Green Bay | Christian Okoye | 23 | 122 | 5.3 | 32 | 1 W,17-3 |
| | | | 84. | 10/14/90 | Detroit | Barry Word | 18 | 200 | 11.1 | 53t | 2 W,43-24 |
| | | | 85. | 12/2/90 | @ New England | Barry Word | 19 | 112 | 5.9 | 18 | 0 W,37-7 |
| | | | 86. | 12/23/90 | @ San Diego | Barry Word | 28 | 106 | 3.8 | 14 | 1 W,24-21 |
| | | | 87. | 9/1/91 | Atlanta | Christian Okoye | 22 | 143 | 6.5 | 48 | 1 W,14-3 |
| | | | 88. | 10/7/91 | Buffalo | Christian Okoye | 29 | 122 | 4.5 | 14 | 2 W,33-6 |
| | | | 89. | 10/7/91 | Buffalo | Harvey Williams | 20 | 103 | 5.2 | 21 | 0 |
| | | | 90. | 10/13/91 | Miami | Christian Okoye | 23 | 153 | 6.7 | 38t | 2 W,42-7 |
| | | | 91. | 12/14/91 | @ San Francisco | Barry Word | 17 | 115 | 6.8 | 37 | 1 L,14-28 |

100-Yard Rushing / Receiving Games (5)

| Date | Opponent | Player | Att. | Yards | TDR | Rec. | Yards | TD | Result |
|-------------|-------------|---------------|------|-------|-----|------|-------|----|----------|
| 1. 9/27/64 | @ Oakland | Abner Haynes | 12 | 106 | 0 | 5 | 117 | 1 | W, 21-9 |
| 2. 10/21/79 | N.Y. Giants | Tony Reed | 20 | 106 | 0 | 8 | 103 | 0 | L, 17-21 |
| 3. 10/11/81 | Oakland | Joe Delaney | 28 | 106 | 0 | 3 | 104 | 0 | W, 27-0 |
| 4. 12/9/01 | @ Oakland | Priest Holmes | 28 | 168 | 1 | 5 | 109 | 1 | L, 26-28 |
| 5. 11/24/02 | @ Seattle | Priest Holmes | 23 | 197 | 2 | 7 | 110 | 1 | L, 32-39 |

RUSHING

100-Yard Rushers (209)

| Date | Opponent | Player | Att. | Yds. | Avg. | LG | TD | Result |
|------|----------|---------------|---------------|------|------|------|-----|-----------|
| 1. | 11/13/60 | Denver | Abner Haynes | 15 | 114 | 7.6 | 58 | 1 W,34-7 |
| 2. | 11/24/60 | @ N.Y. Titans | Abner Haynes | 11 | 157 | 14.3 | 67t | 2 L,35-41 |
| 3. | 9/10/61 | San Diego | Jack Spikes | 7 | 109 | 15.6 | 74t | 1 L,10-26 |
| 4. | 10/1/61 | Houston | Abner Haynes | 19 | 117 | 6.2 | 35 | 1 W,26-21 |
| 5. | 10/1/61 | Houston | Jack Spikes | 15 | 146 | 9.7 | 73t | 3 |
| 6. | 10/8/61 | @ Denver | Abner Haynes | 26 | 139 | 5.3 | 53 | 0 W,19-12 |
| 7. | 11/26/61 | Oakland | Abner Haynes | 14 | 158 | 11.3 | 33 | 5 W,43-11 |
| 8. | 12/10/61 | Denver | Frank Jackson | 16 | 106 | 6.6 | 49t | 4 W,49-21 |
| 9. | 12/17/61 | N.Y. Titans | Abner Haynes | 19 | 107 | 5.6 | 34 | 2 W,35-24 |
| 10. | 9/8/62 | Boston | Abner Haynes | 19 | 122 | 6.4 | 30t | 4 W,42-38 |
| 11. | 9/30/62 | Buffalo | Abner Haynes | 16 | 164 | 10.3 | 71t | 2 W,41-21 |
| 12. | 11/11/62 | @ N.Y. Titans | Abner Haynes | 24 | 107 | 4.5 | 21 | 2 W,52-31 |

SUPERLATIVES

| | | |
|-----|-----------------------------|----------|
| 28. | Frank Jackson (1961-65) | 1 |
| | Mack Lee Hill (1964-65) | 1 |
| | Wendell Hayes (1968-74) | 1 |
| | Willie Ellison (1973-74) | 1 |
| | Jeff Kinney (1972-76) | 1 |
| | Mark Bailey (1977-78) | 1 |
| | Arnold Morgado (1977-80) | 1 |
| | Mike Williams (1979-81) | 1 |
| | James Hadnot (1980-83) | 1 |
| | Billy Jackson (1981-84) | 1 |
| | Mike Pruitt (1985-86) | 1 |
| | Herman Heard (1984-89) | 1 |
| | Harvey Williams (1991-93) | 1 |
| | Donnell Bennett (1994-00) | 1 |
| | Bam Morris (1998-99) | 1 |
| | Tony Richardson (1995-05) | 1 |
| | Derrick Blaylock (2001-04) | 1 |
| | Kolby Smith (2007-09) | 1 |
| | Jackie Battle (2007-11) | 1 |
| | Peyton Hillis (2012) | 1 |
| | Charcandrick West (2014-18) | 1 |
| | Isiah Pacheco (2022) | 1 |

PASSING

300-Yard Passers (134)

| | Date | Opponent | Player | Att. | Comp. | Yds. | LG | TD | INT | Result |
|------|----------|-----------------|------------------|-----------|-----------|------------|------------|----------|----------|-----------------------|
| 1. | 10/2/60 | N.Y. Titans | Cotton Davidson | 31 | 19 | 333 | 72 | 1 | 1 | L,35-37 |
| 2. | 12/18/60 | Buffalo | Cotton Davidson | 37 | 18 | 334 | 74t | 2 | 0 | W,24-7 |
| 3. | 11/3/61 | @ Boston | Cotton Davidson | 34 | 18 | 300 | 48t | 2 | 2 | L,21-10 |
| 4. | 10/12/62 | @ Boston | Len Dawson | 31 | 16 | 302 | 63t | 2 | 2 | W,27-7 |
| 5. | 10/4/64 | Houston | Len Dawson | 36 | 19 | 320 | 59 | 3 | 3 | W,28-7 |
| 6. | 11/1/64 | Denver | Len Dawson | 38 | 23 | 435 | 66t | 6 | 3 | W,49-39 |
| 7. | 12/12/65 | @ Buffalo | Len Dawson | 37 | 23 | 356 | 67t | 3 | 1 | L,25-34 |
| 8. | 11/20/66 | Boston | Len Dawson | 38 | 25 | 324 | 26t | 2 | 1 | T,27-27 |
| 9. | 10/15/67 | @ San Diego | Len Dawson | 37 | 24 | 364 | 53 | 1 | 3 | L,31-45 |
| 10. | 11/17/68 | Boston | Len Dawson | 31 | 17 | 333 | 90t | 3 | 3 | W,31-17 |
| 11. | 10/19/69 | Miami | Mike Livingston | 34 | 17 | 308 | 93t | 1 | 1 | W,17-10 |
| 12. | 11/10/74 | San Diego | Len Dawson | 44 | 26 | 381 | 84t | 1 | 1 | L,7-14 |
| 13. | 11/30/75 | @ Baltimore | Len Dawson | 36 | 25 | 307 | 51 | 2 | 2 | L,14-28 |
| 14. | 10/3/76 | @ Buffalo | Tony Adams | 32 | 17 | 319 | 49t | 2 | 3 | L,17-50 |
| 15. | 10/10/76 | @ Washington | Mike Livingston | 29 | 15 | 332 | 38 | 2 | 2 | W,33-30 |
| 16. | 12/21/80 | @ Baltimore | Bill Kenney | 28 | 17 | 316 | 75t | 3 | 0 | W,38-28 |
| 17. | 9/20/81 | San Diego | Bill Kenney | 41 | 22 | 303 | 33 | 1 | 5 | L,31-42 |
| 18. | 9/18/83 | @ Washington | Bill Kenney | 46 | 20 | 330 | 52 | 0 | 2 | L,12-27 |
| 19. | 10/16/83 | N.Y. Giants | Bill Kenney | 36 | 25 | 342 | 46t | 4 | 1 | W,38-17 |
| 20. | 10/30/83 | @ Denver | Bill Kenney | 52 | 27 | 365 | 35 | 1 | 2 | L,24-27 |
| 21. | 11/20/83 | @ Dallas | Bill Kenney | 39 | 23 | 337 | 48t | 2 | 2 | L,21-41 |
| 22. | 11/27/83 | @ Seattle | Bill Kenney | 38 | 21 | 311 | 35 | 4 | 0 | L,48-51 OT |
| 23. | 12/4/83 | Buffalo | Bill Kenney | 43 | 22 | 306 | 40 | 0 | 2 | L,9-14 |
| 24. | 12/11/83 | @ San Diego | Bill Kenney | 41 | 31 | 411 | 50t | 4 | 1 | L,38-41 |
| 25. | 10/28/84 | Tampa Bay | Bill Kenney | 46 | 26 | 332 | 56 | 2 | 2 | W,24-20 |
| 26. | 12/9/84 | Seattle | Bill Kenney | 37 | 18 | 312 | 36 | 2 | 0 | W,34-7 |
| 27. | 9/8/85 | @ New Orleans | Bill Kenney | 34 | 22 | 397 | 50 | 3 | 1 | W,47-27 |
| 28. | 10/13/85 | @ San Diego | Bill Kenney | 36 | 24 | 304 | 40 | 2 | 2 | L,20-31 |
| 29. | 10/25/87 | @ San Diego | Bill Kenney | 37 | 22 | 328 | 63t | 2 | 1 | L,21-42 |
| 30. | 12/27/87 | Seattle | Bill Kenney | 35 | 23 | 320 | 81t | 3 | 0 | W,41-20 |
| 31. | 10/2/88 | @ N.Y. Jets | Steve DeBerg | 34 | 17 | 312 | 80t | 2 | 2 | T,17-17 |
| 32. | 10/29/89 | @ Pittsburgh | Steve DeBerg | 36 | 24 | 338 | 50 | 1 | 2 | L,17-23 |
| 33. | 9/17/90 | @ Denver | Steve DeBerg | 45 | 26 | 395 | 83t | 2 | 0 | L,23-24 |
| 34. | 12/2/90 | @ New England | Steve DeBerg | 21 | 15 | 331 | 86t | 2 | 0 | W,37-7 |
| 35. | 11/24/91 | @ Cleveland | Steve DeBerg | 50 | 30 | 319 | 36 | 1 | 2 | L,15-20 |
| 36. | 10/4/92 | @ Denver | Dave Krieg | 31 | 22 | 301 | 50t | 1 | 0 | L,19-20 |
| 37. | 11/15/92 | Washington | Dave Krieg | 29 | 19 | 302 | 44t | 2 | 1 | W,35-16 |
| 38. | 9/4/94 | @ New Orleans | Joe Montana | 33 | 24 | 315 | 42 | 2 | 0 | W,30-17 |
| 39. | 9/18/94 | @ Atlanta | Joe Montana | 39 | 28 | 361 | 35 | 2 | 2 | W,30-10 |
| 40. | 10/9/94 | @ San Diego | Joe Montana | 55 | 37 | 310 | 25 | 0 | 1 | L,6-20 |
| 41. | 10/17/94 | @ Denver | Joe Montana | 54 | 34 | 393 | 26 | 3 | 1 | W,31-28 |
| 42. | 12/4/94 | Denver | Steve Bono | 37 | 18 | 323 | 62t | 1 | 1 | L,17-20 OT |
| 43. | 12/12/94 | @ Miami | Steve Bono | 55 | 33 | 314 | 22t | 2 | 3 | L,28-45 |
| 44. | 10/9/95 | San Diego | Steve Bono | 41 | 27 | 329 | 38 | 2 | 0 | W,29-23 OT |
| 45. | 9/8/97 | @ Oakland | Elvis Grbac | 35 | 21 | 312 | 43t | 2 | 0 | W,28-27 |
| 46. | 11/9/97 | @ Jacksonville | Rich Gannon | 50 | 29 | 314 | 47 | 0 | 2 | L,10-24 |
| 47. | 11/22/98 | @ San Diego | Rich Gannon | 33 | 20 | 304 | 41 | 1 | 1 | L,37-38 |
| 48. | 11/21/99 | Seattle | Elvis Grbac | 49 | 30 | 320 | 29 | 0 | 1 | L,19-30 |
| 49. | 10/29/00 | @ Seattle | Elvis Grbac | 35 | 22 | 342 | 59t | 3 | 3 | W,24-19 |
| 50. | 11/5/00 | @ Oakland | Elvis Grbac | 53 | 39 | 504 | 48t | 2 | 2 | L,31-49 |
| 51. | 11/19/00 | Buffalo | Elvis Grbac | 48 | 28 | 341 | 35 | 2 | 1 | L,17-21 |
| 52. | 12/4/00 | @ New England | Elvis Grbac | 46 | 25 | 350 | 81t | 3 | 1 | L,24-30 |
| 53. | 12/10/00 | Carolina | Elvis Grbac | 44 | 31 | 315 | 24 | 1 | 2 | W,15-14 |
| 54. | 9/30/01 | @ Washington | Trent Green | 26 | 21 | 307 | 35 | 3 | 0 | W,45-13 |
| 55. | 10/21/01 | @ Arizona | Trent Green | 44 | 21 | 352 | 44 | 1 | 2 | L,16-24 |
| 56. | 10/25/01 | Indianapolis | Trent Green | 43 | 22 | 324 | 35t | 3 | 3 | L,28-35 |
| 57. | 9/29/02 | Miami | Trent Green | 34 | 24 | 328 | 46 | 5 | 0 | W,48-30 |
| 58. | 11/24/02 | @ Seattle | Trent Green | 34 | 26 | 343 | 64t | 2 | 1 | L,32-39 |
| 59. | 12/15/02 | @ Denver | Trent Green | 42 | 18 | 310 | 75t | 2 | 0 | L,24-31 |
| 60. | 12/22/02 | San Diego | Trent Green | 35 | 23 | 337 | 99t | 3 | 1 | W,24-22 |
| 61. | 10/12/03 | @ Green Bay | Trent Green | 45 | 27 | 400 | 67 | 3 | 0 | W,40-34 OT |
| 62. | 11/9/03 | Cleveland | Trent Green | 42 | 29 | 368 | 30 | 3 | 0 | W,41-20 |
| 63. | 11/16/03 | @ Cincinnati | Trent Green | 42 | 28 | 313 | 23 | 2 | 0 | L,19-24 |
| 64. | 12/7/03 | @ Denver | Trent Green | 47 | 34 | 397 | 42t | 1 | 0 | L,27-45 |
| 65. | 12/14/03 | Detroit | Trent Green | 25 | 20 | 341 | 63t | 3 | 0 | W,45-17 |
| 66. | 10/17/04 | @ Jacksonville | Trent Green | 33 | 23 | 315 | 52 | 2 | 1 | L,16-22 |
| 67. | 10/31/04 | Indianapolis | Trent Green | 34 | 27 | 389 | 52 | 3 | 0 | W,45-35 |
| 68. | 11/7/04 | @ Tampa Bay | Trent Green | 42 | 32 | 369 | 59 | 3 | 2 | L,31-34 |
| 69. | 11/14/04 | @ New Orleans | Trent Green | 33 | 22 | 311 | 29 | 1 | 2 | L,20-27 |
| 70. | 11/22/04 | New England | Trent Green | 42 | 27 | 381 | 65t | 2 | 1 | L,19-27 |
| 71. | 12/5/04 | @ Oakland | Trent Green | 35 | 23 | 340 | 70t | 3 | 1 | W,34-27 |
| 72. | 12/25/04 | Oakland | Trent Green | 45 | 32 | 358 | 26t | 2 | 1 | W,31-30 |
| 73. | 1/2/05 | @ San Diego | Trent Green | 53 | 33 | 373 | 40 | 1 | 4 | L,17-24 |
| 74. | 10/30/05 | @ San Diego | Trent Green | 43 | 31 | 347 | 36 | 2 | 0 | L,20-28 |
| 75. | 11/27/05 | New England | Trent Green | 26 | 19 | 323 | 52t | 1 | 0 | W,26-16 |
| 76. | 12/11/05 | @ Dallas | Trent Green | 32 | 20 | 340 | 47t | 1 | 0 | L,28-31 |
| 77. | 1/1/06 | Cincinnati | Trent Green | 29 | 23 | 344 | 55 | 1 | 0 | W,37-3 |
| 78. | 10/29/06 | Seattle | Damon Huard | 25 | 17 | 312 | 51 | 1 | 0 | W,35-28 |
| 79. | 12/23/07 | @ Detroit | Damon Huard | 36 | 24 | 305 | 34t | 2 | 0 | L,20-25 |
| 80. | 12/21/08 | Miami | Tyler Thigpen | 41 | 20 | 320 | 75 | 2 | 3 | L,31-38 |
| 81. | 12/20/09 | Cleveland | Matt Cassel | 40 | 22 | 331 | 39 | 2 | 0 | L,34-41 |
| 82. | 11/14/10 | @ Denver | Matt Cassel | 53 | 33 | 469 | 36 | 4 | 0 | L,29-49 |
| 83. | 12/26/10 | Tennessee | Matt Cassel | 34 | 24 | 314 | 75t | 3 | 0 | W,34-14 |
| 84. | 12/24/11 | Oakland | Kyle Orton | 36 | 21 | 300 | 49 | 1 | 0 | L,13-16 OT |
| 85. | 9/16/12 | @ Buffalo | Matt Cassel | 42 | 23 | 301 | 33t | 2 | 1 | L,17-35 |
| 86. | 12/21/14 | @ Pittsburgh | Alex Smith | 45 | 31 | 311 | 33 | 0 | 0 | L,20-12 |
| 87. | 10/4/15 | @ Cincinnati | Alex Smith | 45 | 31 | 386 | 44 | 0 | 0 | L,36-21 |
| 88. | 9/11/16 | San Diego | Alex Smith | 48 | 34 | 363 | 45 | 2 | 0 | W,33-27 |
| 89. | 9/7/17 | @ New England | Alex Smith | 35 | 28 | 368 | 78t | 4 | 0 | W,42-27 |
| 90. | 10/8/17 | @ Houston | Alex Smith | 37 | 29 | 324 | 38 | 3 | 0 | W,42-34 |
| 91. | 10/19/17 | @ Oakland | Alex Smith | 36 | 25 | 342 | 64 | 3 | 0 | L,30-31 |
| 92. | 12/3/17 | @ New York Jets | Alex Smith | 33 | 19 | 366 | 79t | 4 | 0 | L,31-38 |
| 93. | 12/24/17 | Miami | Alex Smith | 39 | 25 | 304 | 52 | 1 | 0 | W,29-13 |
| 94. | 9/16/18 | @ Pittsburgh | P.Mahomes | 28 | 23 | 326 | 40 | 6 | 0 | W,42-37 |
| 95. | 9/23/18 | San Francisco | P.Mahomes | 38 | 24 | 314 | 42 | 3 | 0 | W,38-27 |
| 96. | 10/1/18 | @ Denver | P.Mahomes | 45 | 28 | 304 | 35 | 1 | 0 | W,27-23 |
| 97. | 10/7/18 | Jacksonville | P.Mahomes | 38 | 22 | 313 | 40 | 0 | 2 | W,30-14 |
| 98. | 10/14/18 | @ New England | P.Mahomes | 36 | 23 | 352 | 75t | 4 | 2 | L,40-43 |
| 99. | 10/21/18 | Cincinnati | P.Mahomes | 39 | 28 | 358 | 50 | 4 | 1 | W,45-10 |
| 100. | 10/28/18 | Denver | P.Mahomes | 34 | 24 | 303 | 40 | 4 | 1 | W,30-23 |
| 101. | 11/4/18 | @ Cleveland | P.Mahomes | 32 | 23 | 375 | 50t | 3 | 1 | W,37-21 |
| 102. | 11/19/18 | @ LA Rams | P.Mahomes | 46 | 33 | 478 | 73t | 6 | 3 | L,51-54 |
| 103. | 12/9/18 | Baltimore | P.Mahomes | 53 | 35 | 377 | 48 | 2 | 1 | W,27-24 OT |
| 104. | 9/8/19 | @ Jacksonville | P.Mahomes | 33 | 25 | 378 | 68t | 3 | 0 | W,40-26 |
| 105. | 9/15/19 | @ Oakland | P.Mahomes | 44 | 30 | 443 | 44t | 4 | 0 | W,28-10 |
| 106. | 9/22/19 | Baltimore | P.Mahomes | 37 | 27 | 374 | 83t | 3 | 0 | W,33-28 |
| 107. | 9/29/19 | @ Detroit | P.Mahomes | 42 | 24 | 315 | 33 | 0 | 0 | W,34-30 |
| 108. | 10/6/19 | Indianapolis | P.Mahomes | 39 | 22 | 321 | 31 | 1 | 0 | L,13-19 |
| 109. | 11/10/19 | @ Tennessee | P.Mahomes | 50 | 36 | 446 | 63t | 3 | 0 | L,32-35 |
| 110. | 12/15/19 | Denver | P.Mahomes | 37 | 24 | 340 | 41t | 2 | 1 | W,23-3 |
| 111. | 9/20/20 | @ LA Chargers | P.Mahomes | 47 | 27 | 302 | 54t | 2 | 0 | W,23-20 OT |
| 112. | 9/28/20 | @ Baltimore | P.Mahomes | 42 | 31 | 385 | 49t | 4 | 0 | W,34-20 |
| 113. | 10/11/20 | Las Vegas | P.Mahomes | 43 | 22 | 340 | 37 | 2 | 1 | L,32-40 |
| 114. | 11/1/20 | New York Jets | P.Mahomes | 43 | 31 | 416 | 41t | 5 | 0 | W,35-9 |
| 115. | 11/8/20 | Carolina | P.Mahomes | 45 | 30 | 372 | 44 | 4 | 0 | W,33-31 |
| 116. | 11/22/20 | @ Las Vegas | P.Mahomes | 45 | 34 | 348 | 22t | 2 | 1 | W,35-31 |

SUPERLATIVES

| | | | | | | | | | |
|---------------|------------------------|-----------|----|----|-----|-----|---|---|------------|
| 124. 12/16/21 | @ LA Chargers | P.Mahomes | 47 | 31 | 410 | 69 | 3 | 1 | W,34-28 OT |
| 125. 9/11/22 | @ Arizona | P.Mahomes | 39 | 30 | 360 | 35 | 5 | 0 | W,44-21 |
| 126. 10/16/22 | Buffalo | P.Mahomes | 40 | 25 | 338 | 42t | 2 | 2 | L,20-24 |
| 127. 10/23/22 | @ San Francisco | P.Mahomes | 34 | 25 | 423 | 57 | 3 | 1 | W,44-23 |
| 128. 11/6/22 | Tennessee | P.Mahomes | 68 | 43 | 446 | 33 | 1 | 1 | W,20-17 OT |
| 129. 11/13/22 | Jacksonville | P.Mahomes | 35 | 26 | 331 | 46 | 4 | 1 | W,27-17 |
| 130. 11/20/22 | @ Los Angeles Chargers | P.Mahomes | 34 | 20 | 329 | 40 | 3 | 0 | W,30-27 |
| 131. 11/27/22 | Los Angeles Rams | P.Mahomes | 42 | 27 | 320 | 39t | 1 | 1 | W,26-10 |
| 132. 12/11/22 | @ Denver | P.Mahomes | 42 | 28 | 352 | 56t | 3 | 3 | W,34-28 |
| 133. 12/18/22 | @ Houston | P.Mahomes | 41 | 36 | 336 | 21 | 2 | 0 | W,30-24 OT |
| 134. 1/1/23 | Denver | P.Mahomes | 42 | 29 | 328 | 38 | 3 | 1 | W,27-24 |

Note: The Chiefs have recorded 134 games with an individual 300-yard passer. The club is 73-59-2 (.552) all-time in regular season games with a 300-yard passer.

Career 300-Yard Passing Games

| | Player | Games | Record |
|-----|---------------------------|-------|--------------|
| 1. | Patrick Mahomes (2017-22) | 41 | 34-7 (.829) |
| 2. | Trent Green (2001-06) | 24 | 11-13 (.450) |
| 3. | Bill Kenney (1979-88) | 15 | 6-9 (.400) |
| 4. | Len Dawson (1962-75) | 9 | 4-4-1 (.500) |
| 5. | Alex Smith (2013-17) | 8 | 4-4 (.500) |
| 6. | Elvis Grbac (1997-00) | 7 | 3-4 (.429) |
| 7. | Steve DeBerg (1988-91) | 5 | 1-3-1 (.300) |
| 8. | Joe Montana (1993-94) | 4 | 3-1 (.750) |
| | Matt Cassel (2009-12) | 4 | 1-3 (.250) |
| 10. | Cotton Davidson (1960-61) | 3 | 1-2 (.333) |
| | Steve Bono (1994-96) | 3 | 1-2 (.333) |
| 12. | Mike Livingston (1968-79) | 2 | 2-0 (1.000) |
| | Dave Krieg (1992-93) | 2 | 1-1 (.500) |
| | Rich Gannon (1995-98) | 2 | 0-2 (.000) |
| | Damon Huard (2004-08) | 2 | 1-1 (.500) |
| 16. | Tony Adams (1975-78) | 1 | 0-1 (.000) |
| | Tyler Thigpen (2007-09) | 1 | 0-1 (.000) |
| | Kyle Orton (2011) | 1 | 0-1 (.000) |

| | | | | | | | | |
|---------------|---------------|-------------------|----|-----|------|-----|---|-------------|
| 35. 11/23/67 | Oakland | Fred Biletnikoff | 6 | 158 | 26.3 | 56 | 1 | L, 22-44 |
| 36. 12/17/67 | @ Denver | Eric Crabtree | 6 | 129 | 21.5 | 76 | 1 | W, 38-24 |
| 37. 9/9/68 | @ Houston | Alvin Reed | 4 | 107 | 26.8 | 46 | 0 | W, 26-21 |
| 38. 9/15/68 | N.Y. Jets | Don Maynard | 8 | 203 | 25.4 | 57t | 2 | L, 19-20 |
| 39. 9/22/68 | Denver | Eric Crabtree | 7 | 113 | 16.1 | 46 | 0 | W, 34-2 |
| 40. 10/5/68 | @ Buffalo | Haven Moses | 5 | 108 | 21.6 | 41 | 1 | W, 18-7 |
| 41. 11/3/68 | @ Oakland | Fred Biletnikoff | 6 | 129 | 21.5 | 82 | 0 | L, 21-38 |
| 42. 11/28/68 | Houston | Jim Beirne | 4 | 103 | 25.8 | 66t | 1 | W, 24-10 |
| 43. 12/14/68 | @ Denver | Mike Haffner | 4 | 122 | 30.5 | 52 | 1 | W, 30-7 |
| 44. 11/16/69 | @ N.Y. jets | Don Maynard | 9 | 137 | 15.2 | 29 | 1 | W, 34-16 |
| 45. 10/25/70 | Dallas | Bob Hayes | 2 | 100 | 50.0 | 89t | 1 | L, 16-27 |
| 46. 11/8/70 | Houston | Roy Hopkins | 6 | 101 | 16.8 | 43 | 0 | W, 24-9 |
| 47. 12/20/70 | @ San Diego | Gary Garrison | 5 | 149 | 29.8 | 67 | 0 | L, 13-31 |
| 48. 10/24/71 | Washington | Charley Taylor | 7 | 125 | 17.9 | 49 | 2 | W, 27-20 |
| 49. 10/31/71 | Oakland | Fred Biletnikoff | 7 | 128 | 18.3 | 29 | 1 | T, 20-20 |
| 50. 11/21/71 | Denver | Jerry Simmons | 6 | 153 | 25.5 | 47 | 0 | W, 28-10 |
| 51. 11/5/72 | Oakland | Fred Biletnikoff | 10 | 114 | 11.4 | 21 | 0 | W, 27-14 |
| 52. 10/21/73 | @ Cincinnati | Isaac Curtis | 8 | 106 | 13.3 | 21 | 0 | L, 6-14 |
| 53. 11/25/73 | @ Denver | Haven Moses | 5 | 108 | 21.6 | 40t | 2 | L, 10-14 |
| 54. 9/21/75 | @ Denver | Rick Upchurch | 3 | 151 | 51.0 | 90t | 1 | L, 33-37 |
| 55. 11/2/75 | Houston | Ken Burrough | 7 | 177 | 25.3 | 77t | 2 | L, 13-17 |
| 56. 12/14/75 | @ Cleveland | Reggie Rucker | 6 | 130 | 21.7 | 40t | 1 | L, 14-20 |
| 57. 10/10/76 | @ Washington | Frank Grant | 8 | 138 | 17.3 | 37 | 1 | W, 33-30 |
| 58. 10/17/76 | @ Miami | Nat Moore | 5 | 106 | 21.2 | 39 | 0 | W, 20-17 OT |
| 59. 10/17/76 | @ Miami | Howard Twilley | 8 | 104 | 13.0 | 20 | 1 | L, 6-14 |
| 60. 10/3/77 | Oakland | Dave Casper | 7 | 101 | 14.4 | 26 | 0 | L, 28-37 |
| 61. 10/1/78 | @ Buffalo | Bob Chandler | 7 | 116 | 16.6 | 44 | 2 | L, 13-28 |
| 62. 11/5/78 | Oakland | Dave Casper | 7 | 112 | 16.0 | 34 | 0 | L, 10-20 |
| 63. 11/12/78 | @ San Diego | John Jefferson | 7 | 130 | 18.6 | 46t | 2 | L, 23-29 OT |
| 64. 12/3/78 | Buffalo | Frank Lewis | 7 | 126 | 18.0 | 40t | 1 | W, 14-10 |
| 65. 12/10/78 | @ Denver | Riley Odoms | 7 | 165 | 23.6 | 34t | 2 | L, 3-24 |
| 66. 9/2/79 | Baltimore | Joe Washington | 13 | 130 | 10.0 | 31 | 0 | W, 14-10 |
| 67. 10/14/79 | Denver | Haven Moses | 4 | 107 | 26.8 | 56 | 1 | L, 10-24 |
| 68. 10/21/79 | N.Y. Giants | Earnest Gray | 4 | 107 | 26.8 | 53t | 1 | L, 17-21 |
| 69. 10/28/79 | @ Denver | Riley Odoms | 7 | 114 | 16.3 | 26 | 0 | L, 3-20 |
| 70. 11/25/79 | @ San Diego | Charlie Joiner | 9 | 123 | 13.7 | 24t | 1 | L, 7-28 |
| 71. 12/2/79 | Seattle | Steve Largent | 9 | 120 | 13.3 | 28 | 0 | W, 37-21 |
| 72. 9/21/80 | @ Cleveland | Charles White | 7 | 100 | 14.3 | 31t | 1 | L, 13-20 |
| 73. 9/6/81 | @ Pittsburgh | John Stallworth | 6 | 107 | 17.8 | 28 | 0 | W, 37-33 |
| 74. 9/27/81 | Seattle | David Hughes | 12 | 103 | 8.6 | 22 | 0 | W, 20-14 |
| 75. 10/4/81 | @ New England | Stanely Morgan | 4 | 118 | 29.5 | 66t | 1 | L, 17-33 |
| 76. 10/18/81 | Denver | Rick Upchurch | 5 | 138 | 27.6 | 63 | 0 | W, 28-14 |
| 77. 12/6/81 | @ Denver | Steve Watson | 2 | 103 | 51.5 | 86 | 0 | L, 13-16 |
| 78. 12/5/82 | @ Pittsburgh | John Stallworth | 4 | 107 | 26.8 | 74t | 2 | L, 14-35 |
| 79. 12/12/82 | L.A. Raiders | Cliff Branch | 5 | 111 | 22.2 | 42 | 0 | L, 16-21 |
| 80. 12/26/82 | San Francisco | Dwight Clark | 4 | 104 | 26.0 | 51 | 0 | L, 13-26 |
| 81. 10/16/83 | N.Y. Giants | Earnest Gray | 8 | 111 | 13.9 | 31 | 0 | W, 38-17 |
| 82. 10/30/83 | @ Denver | Rick Upchurch | 6 | 143 | 23.8 | 36 | 0 | L, 24-27 |
| 83. 10/30/83 | @ Denver | Steve Watson | 6 | 121 | 20.2 | 46t | 1 | L, 13-16 |
| 84. 11/13/83 | Cincinnati | Cris Collinsworth | 7 | 118 | 16.9 | 32 | 1 | W, 20-15 |
| 85. 12/11/83 | @ San Diego | Kellen Winslow | 14 | 162 | 11.6 | 37t | 3 | L, 38-41 |
| 86. 9/2/84 | @ Pittsburgh | Louis Lipps | 6 | 183 | 30.5 | 80t | 2 | W, 37-27 |
| 87. 9/2/84 | @ Pittsburgh | John Stallworth | 8 | 167 | 20.9 | 51 | 1 | L, 13-16 |
| 88. 9/16/84 | L.A. Raiders | Malcolm Barnwell | 8 | 129 | 16.1 | 42 | 0 | L, 20-22 |
| 89. 10/28/84 | Tampa Bay | Kevin House | 10 | 100 | 10.0 | 18 | 1 | W, 24-20 |
| 90. 11/11/84 | Houston | Tim Smith | 8 | 107 | 13.4 | 25 | 0 | L, 16-17 |
| 91. 9/12/85 | L.A. Raiders | Todd Christensen | 11 | 116 | 10.5 | 30 | 1 | W, 36-20 |
| 92. 10/13/85 | @ San Diego | Charlie Joiner | 6 | 118 | 19.7 | 39t | 1 | L, 20-31 |
| 93. 11/10/85 | Pittsburgh | John Stallworth | 7 | 126 | 18.0 | 41 | 1 | L, 28-36 |
| 94. 12/1/85 | @ Seattle | Steve Largent | 7 | 101 | 14.4 | 31 | 1 | L, 6-24 |
| 95. 12/14/85 | @ Denver | Vance Johnson | 6 | 116 | 19.3 | 48 | 1 | L, 13-14 |
| 96. 9/13/87 | San Diego | Lionel James | 6 | 100 | 16.7 | 26 | 0 | W, 20-13 |
| 97. 10/18/87 | Denver* | Bobby Micho | 9 | 105 | 11.7 | 26t | 2 | L, 17-26 |
| 98. 12/13/87 | L.A. Raiders | James Lofton | 5 | 112 | 22.4 | 42 | 0 | W, 16-10 |
| 99. 10/2/88 | @ N.Y. Jets | Mickey Shuler | 12 | 152 | 12.7 | 24 | 0 | T, 17-17 |
| 100. 12/4/88 | N.Y. Jets | Al Toon | 5 | 102 | 20.4 | 42 | 1 | W, 38-24 |
| 101. 10/29/89 | @ Pittsburgh | Louis Lipps | 7 | 130 | 18.6 | 64t | 2 | L, 17-23 |
| 102. 12/3/89 | Miami | Mark Clayton | 9 | 128 | 14.2 | 47 | 1 | W, 26-21 |
| 103. 12/24/89 | @ Miami | Mark Clayton | 6 | 102 | 17.0 | 35 | 1 | W, 27-24 |
| 104. 9/17/90 | @ Denver | Vance Johnson | 6 | 150 | 25.0 | 49 | 0 | L, 23-24 |
| 105. 10/14/90 | Detroit | Barry Sanders | 5 | 135 | 27.0 | 47t | 1 | W, 43-24 |
| 106. 12/16/90 | Houston | Haywood Jeffries | 9 | 245 | 27.2 | 87t | 1 | L, 10-27 |
| 107. 10/13/91 | Miami | Tony Martin | 4 | 104 | 26.0 | 54 | 0 | W, 42-7 |
| 108. 10/28/91 | L.A. Raiders | Mervyn Fernandez | 3 | 107 | 35.7 | 59 | 0 | W, 24-21 |
| 109. 11/10/91 | @ L.A. Rams | Henry Ellard | 8 | 160 | 20.0 | 27 | 1 | W, 27-20 |
| 110. 10/4/92 | @ Denver | Shannon Sharpe | 9 | 118 | 13.1 | 48 | 0 | L, 19-20 |
| 111. 9/20/93 | Denver | Derek Russell | 6 | 104 | 17.3 | 36 | 0 | W, 15-7 |
| 112. 10/17/93 | @ San Diego | Anthony Miller | 6 | 105 | 17.5 | 43 | 1 | W, 17-14 |
| 113. 10/31/93 | @ Miami | Michael Ingram | 4 | 103 | 25.8 | 77t | 1 | L, 10-30 |
| 114. 9/4/94 | @ New Orleans | Quinn Early | 8 | 101 | 12.6 | 30 | 0 | W, 30-17 |

OPPONENT SUPERLATIVES

RECEIVING

100-Yard Pass Receivers (1960-2006)

| Date | Opponent | Player | Rec. | Yds. | Avg. | LGTD | Result |
|--------------|-----------------|------------------|------|------|------|-------|-------------|
| 1. 9/10/60 | @ L.A. Chargers | Ralph Anderson | 5 | 103 | 20.6 | 46t | 1, 20-21 |
| 2. 10/16/60 | @ Houston | Bill Groman | 10 | 140 | 14.0 | 21 | 1, 10-20 |
| 3. 11/6/60 | @ Buffalo | Elbert Dubenion | 8 | 161 | 20.1 | 43 | 1, W, 45-28 |
| 4. 11/24/60 | @ N.Y. Titans | Don Maynard | 10 | 179 | 17.9 | 45t | 1, L, 35-41 |
| 5. 10/1/61 | Houston | Charley Hennigan | 3 | 101 | 33.7 | 63t | 1, W, 26-21 |
| 6. 10/8/61 | @ Denver | Lionel Taylor | 7 | 120 | 17.1 | 34 | 1, W, 19-12 |
| 7. 10/15/61 | @ Buffalo | Glenn Bass | 4 | 159 | 39.8 | 76t | 1, L, 24-27 |
| 8. 10/22/61 | @ Houston | Bill Groman | 4 | 123 | 30.8 | 80t | 2, L, 7-38 |
| 9. 10/22/61 | @ Houston | Charley Hennigan | 4 | 108 | 27.0 | 66t | 1, L, 14-24 |
| 10. 11/19/61 | @ San Diego | Dave Kocourek | 7 | 169 | 24.1 | 61t | 1, L, 14-24 |
| 11. 11/19/61 | @ San Diego | Don Norton | 6 | 120 | 20.0 | 42 | 0, L, 7-28 |
| 12. 12/3/61 | @ N.Y. Titans | Dick Christy | 6 | 145 | 24.2 | 68 | 0, L, 7-28 |
| 13. 10/21/61 | N.Y. Titans | Art Powell | 7 | 134 | 19.1 | 49 | 1, W, 20-17 |
| 14. 10/21/61 | N.Y. Titans | Don Maynard | 4 | 102 | 25.5 | 62 | 0, W, 20-17 |
| 15. 12/2/62 | @ Buffalo | Ernie Warlick | 9 | 117 | 13.0 | 20 | 1, L, 14-23 |
| 16. 12/9/62 | Denver | Lionel Taylor | 7 | 110 | 15.7 | 41 | 0, W, 17-10 |
| 17. 9/22/63 | @ Buffalo | Elbert Dubenion | 5 | 100 | 20.0 | 28 | 0, T, 27-27 |
| 18. 10/20/63 | San Diego | Lance Alworth | 9 | 232 | 25.8 | 72t | 2, L, 17-38 |
| 19. 11/17/63 | @ Boston | Tony Romeo | 10 | 149 | 14.9 | 39 | 1, T, 24-24 |
| 20. 11/17/63 | @ Boston | Jim Coclough | 9 | 137 | 15.2 | 38 | 0, L, 14-28 |
| 21. 10/18/64 | Buffalo | Elbert Dubenion | 5 | 122 | 24.4 | 45t | 2, L, 22-35 |
| 22. 11/1/64 | Denver | Hewritt Dixon | 5 | 121 | 24.2 | 62t | 1, W, 49-39 |
| 23. 11/1/64 | Denver | Al Denson | 3 | 113 | 37.7 | 82t</ | |

SUPERLATIVES

| | | | | | | | | | |
|------|----------|----------------|------------------|----|-----|------|-----|---|-------------|
| 115. | 9/18/94 | @ Atlanta | Terrance Mathis | 13 | 123 | 9.5 | 21 | 0 | W, 30-10 |
| 116. | 10/30/94 | @ Buffalo | Andre Reed | 5 | 106 | 21.2 | 57 | 2 | L, 10-44 |
| 117. | 11/27/94 | @ Seattle | Brian Blades | 7 | 141 | 20.1 | 34 | 0 | L, 9-10 |
| 118. | 9/3/95 | @ Seattle | Brian Blades | 8 | 107 | 13.4 | 23 | 1 | W, 34-10 |
| 119. | 9/10/95 | N.Y. Giants | Chris Calloway | 5 | 100 | 20.0 | 37 | 1 | W, 20-17 OT |
| 120. | 11/23/95 | @ Dallas | Michael Irvin | 11 | 121 | 11.0 | 33t | 1 | L, 12-24 |
| 121. | 12/3/95 | @ Oakland | Tim Brown | 10 | 150 | 15.0 | 30 | 1 | W, 29-23 |
| 122. | 9/22/96 | Denver | Shannon Sharpe | 9 | 131 | 14.6 | 29 | 0 | W, 17-14 |
| 123. | 10/7/96 | Pittsburgh | Charles Johnson | 6 | 125 | 20.8 | 45 | 0 | L, 7-17 |
| 124. | 11/24/96 | San Diego | Tony Martin | 5 | 148 | 29.6 | 55 | 2 | L, 14-28 |
| 125. | 11/28/96 | @ Detroit | Brett Perriman | 8 | 131 | 16.4 | 44 | 0 | W, 28-24 |
| 126. | 12/15/96 | Indianapolis | Marvin Harrison | 6 | 103 | 17.2 | 37t | 3 | L, 19-24 |
| 127. | 8/31/97 | @ Denver | Rod Smith | 5 | 122 | 24.4 | 78 | 0 | L, 3-19 |
| 128. | 9/8/97 | @ Oakland | Tim Brown | 11 | 155 | 14.1 | 26 | 0 | W, 28-27 |
| 129. | 9/14/97 | Buffalo | Andre Reed | 4 | 113 | 28.3 | 77t | 1 | W, 22-16 |
| 130. | 9/21/97 | @ Carolina | Rae Carruth | 8 | 110 | 13.8 | 36 | 0 | W, 35-14 |
| 131. | 11/9/97 | @ Jacksonville | Jimmy Smith | 4 | 112 | 28.0 | 75 | 0 | L, 10-24 |
| 132. | 11/16/97 | Denver | Rod Smith | 7 | 114 | 16.3 | 43 | 0 | W, 24-22 |
| 133. | 11/1/98 | N.Y. Jets | Wayne Chrebet | 6 | 101 | 16.8 | 56 | 0 | L, 17-20 |
| 134. | 11/29/98 | Arizona | Frank Sanders | 6 | 100 | 16.7 | 40 | 0 | W, 34-24 |
| 135. | 12/6/98 | @ Denver | Rod Smith | 8 | 165 | 20.6 | 58 | 0 | L, 31-35 |
| 136. | 12/6/98 | @ Denver | Ed McCaffrey | 6 | 103 | 17.2 | 48 | 1 | |
| 137. | 12/26/98 | @ Oakland | Tim Brown | 10 | 140 | 14.0 | 27 | 1 | W, 31-24 |
| 138. | 10/10/99 | New England | Tony Simmons | 7 | 107 | 15.3 | 39 | 0 | W, 16-14 |
| 139. | 11/14/99 | @ Tampa Bay | Jacquez Green | 7 | 164 | 23.4 | 54 | 1 | L, 10-17 |
| 140. | 11/21/99 | Seattle | Sean Dawkins | 5 | 114 | 22.8 | 45t | 1 | L, 19-30 |
| 141. | 12/5/99 | @ Denver | Rod Smith | 8 | 106 | 13.3 | 34 | 0 | W, 16-10 |
| 142. | 1/2/00 | Oakland | Tim Brown | 6 | 122 | 20.3 | 42 | 0 | L, 38-41 OT |
| 143. | 9/3/00 | Indianapolis | Marvin Harrison | 9 | 115 | 12.8 | 31 | 0 | L, 14-27 |
| 144. | 9/10/00 | @ Tennessee | Kevin Dyson | 6 | 104 | 17.3 | 30t | 1 | L, 14-17 OT |
| 145. | 9/24/00 | @ Denver | Rod Smith | 8 | 134 | 16.8 | 25 | 0 | W, 23-22 |
| 146. | 10/22/00 | St. Louis | Isaac Bruce | 8 | 129 | 16.1 | 42 | 2 | W, 54-34 |
| 147. | 12/4/00 | @ New England | Troy Brown | 12 | 119 | 9.9 | 23 | 1 | L, 24-30 |
| 148. | 12/10/00 | Carolina | Mushin Muhammad | 8 | 102 | 12.8 | 23 | 0 | W, 15-14 |
| 149. | 12/17/00 | @ Denver | Rod Smith | 6 | 101 | 16.8 | 34 | 0 | W, 20-17 |
| 150. | 9/9/01 | Oakland | Tim Brown | 8 | 133 | 16.6 | 33t | 1 | L, 24-27 |
| 151. | 10/7/01 | @ Denver | Rod Smith | 8 | 110 | 13.8 | 32 | 1 | L, 6-20 |
| 152. | 10/21/01 | @ Arizona | David Boston | 7 | 131 | 18.7 | 49 | 1 | L, 16-24 |
| 153. | 12/16/01 | Denver | Rod Smith | 8 | 100 | 12.5 | 21 | 1 | W, 26-23 OT |
| 154. | 12/30/01 | @ Jacksonville | Keenan McCardell | 7 | 132 | 18.9 | 44 | 1 | W, 30-26 |
| 155. | 9/8/02 | @ Cleveland | Quincy Morgan | 9 | 151 | 16.8 | 44t | 2 | W, 40-39 |
| 156. | 9/22/02 | @ New England | Troy Brown | 16 | 176 | 11.0 | 38 | 1 | L, 38-41 OT |
| 157. | 9/22/02 | @ New England | David Patten | 7 | 108 | 15.4 | 38t | 1 | |
| 158. | 9/29/02 | Miami | Chris Chambers | 6 | 102 | 17.0 | 38 | 0 | W, 48-30 |
| 159. | 10/6/02 | @ N.Y. Jets | Laveranues Coles | 8 | 116 | 14.5 | 21 | 0 | W, 29-25 |
| 160. | 10/13/02 | @ San Diego | Curtis Conway | 8 | 129 | 16.1 | 25 | 0 | L, 34-35 |
| 161. | 10/20/02 | Denver | Shannon Sharpe | 12 | 214 | 17.8 | 82t | 2 | L, 34-37 OT |
| 162. | 10/27/02 | Oakland | Tim Brown | 13 | 144 | 11.1 | 25 | 0 | W, 20-10 |
| 163. | 11/24/02 | @ Seattle | Koren Robinson | 8 | 168 | 21.0 | 44 | 1 | L, 32-39 |
| 164. | 9/14/03 | Pittsburgh | Hines Ward | 9 | 146 | 16.2 | 50 | 0 | W, 41-20 |
| 165. | 9/14/03 | Pittsburgh | Plaxico Burress | 7 | 115 | 16.4 | 33t | 1 | |
| 166. | 9/21/03 | @ Houston | Andre Johnson | 7 | 102 | 14.6 | 43t | 2 | W, 42-14 |
| 167. | 10/5/03 | Denver | Rod Smith | 8 | 131 | 16.4 | 21 | 0 | W, 24-23 |
| 168. | 11/16/03 | @ Cincinnati | Peter Warrick | 7 | 114 | 19.0 | 77t | 1 | L, 19-24 |
| 169. | 12/20/03 | @ Minnesota | Randy Moss | 7 | 111 | 15.9 | 30t | 2 | L, 20-45 |
| 170. | 10/31/04 | Indianapolis | Reggie Wayne | 6 | 119 | 19.8 | 41t | 2 | W, 45-35 |
| 171. | 10/31/04 | Indianapolis | Marvin Harrison | 5 | 119 | 23.8 | 52t | 2 | |
| 172. | 11/14/04 | @ New Orleans | Joe Horn | 5 | 167 | 33.4 | 57 | 1 | L, 20-27 |
| 173. | 11/22/04 | New England | Deion Branch | 6 | 105 | 17.5 | 26t | 1 | L, 19-27 |
| 174. | 12/5/04 | @ Oakland | Ronald Curry | 9 | 141 | 15.7 | 34t | 2 | W, 34-27 |
| 175. | 12/13/04 | @ Tennessee | Drew Bennett | 12 | 233 | 19.4 | 42t | 3 | W, 49-38 |
| 176. | 9/11/05 | N.Y. Jets | Chris Baker | 7 | 124 | 17.7 | 33 | 1 | W, 27-7 |
| 177. | 9/18/05 | @ Oakland | Randy Moss | 5 | 127 | 25.4 | 64t | 1 | W, 23-17 |
| 178. | 10/2/05 | Philadelphia | Terrell Owens | 11 | 171 | 15.5 | 30 | 1 | L, 31-37 |
| 179. | 10/16/05 | Washington | Santana Moss | 10 | 173 | 17.3 | 78t | 2 | W, 28-21 |
| 180. | 10/30/05 | @ San Diego | Antonio Gates | 10 | 145 | 14.5 | 45t | 3 | L, 20-28 |
| 181. | 12/11/05 | @ Dallas | Terry Glenn | 6 | 138 | 23.0 | 71t | 1 | L, 28-31 |
| 182. | 11/5/06 | @ St. Louis | Steven Jackson | 13 | 133 | 10.2 | 20 | 0 | W, 31-17 |
| 183. | 12/10/06 | Baltimore | Mark Clayton | 5 | 112 | 22.4 | 87t | 1 | L, 10-20 |
| 184. | 12/23/06 | @ Oakland | Ronald Curry | 11 | 106 | 9.6 | 24 | 0 | W, 20-9 |
| 185. | 12/31/06 | Jacksonville | Matt Jones | 5 | 104 | 20.8 | 39 | 0 | W, 35-30 |

100-Yard Pass Receivers (2007-Present)

| Date | Opponent | Player | Rec. | Yds. | Avg. | LG | TD | Result |
|------|----------|---------------|---------------------|------|------|------|-----|------------|
| 186. | 9/9/07 | @ Houston | Andre Johnson | 7 | 142 | 20.3 | 77t | 1 L, 3-20 |
| 187. | 10/14/07 | Cincinnati | T.J. Houshmandzadeh | 8 | 145 | 18.1 | 42t | 2 W, 27-20 |
| 188. | 12/9/07 | @ Denver | Brandon Marshall | 10 | 115 | 11.5 | 22 | 2 L, 7-41 |
| 189. | 9/7/08 | @ New England | Randy Moss | 6 | 116 | 19.3 | 51 | 1 L, 10-17 |
| 190. | 9/21/08 | @ Atlanta | Roddy White | 5 | 119 | 23.8 | 70t | 1 L, 14-38 |
| 191. | 9/28/08 | Denver | Eddie Royal | 9 | 104 | 11.6 | 28 | 0 W, 33-19 |

| | | | | | | | | | |
|------|----------|----------------|-------------------|----|-----|------|-----|---|-------------|
| 192. | 10/26/08 | @ N.Y. Jets | Jerricho Cotchery | 9 | 102 | 11.3 | 24 | 0 | L, 24-28 |
| 193. | 11/2/08 | Tampa Bay | Antonio Bryant | 8 | 115 | 14.4 | 24t | 1 | L, 27-30 OT |
| 194. | 11/16/08 | New Orleans | Lance Moore | 8 | 102 | 12.8 | 47t | 1 | L, 20-30 |
| 195. | 11/23/08 | Buffalo | Lee Evans | 5 | 110 | 22.0 | 51 | 0 | L, 31-54 |
| 196. | 9/27/09 | @ Philadelphia | DeSean Jackson | 6 | 149 | 24.8 | 64 | 1 | L, 14-34 |
| 197. | 9/27/09 | @ Philadelphia | Brent Celek | 8 | 104 | 13.0 | 35 | 1 | |
| 198. | 10/4/09 | N.Y. Giants | Steve Smith | 11 | 134 | 12.2 | 25 | 2 | L, 16-27 |
| 199. | 10/11/09 | Dallas | Miles Austin | 10 | 250 | 25.0 | 60 | 2 | L, 20-26 OT |
| 200. | 10/25/09 | San Diego | Vincent Jackson | 5 | 142 | 28.4 | 51 | 1 | L, 7-37 |
| 201. | 11/8/09 | @ Jacksonville | Mike Sims-Walker | 6 | 147 | 24.5 | 61 | 1 | L, 21-24 |
| 202. | 11/22/09 | Pittsburgh | Hines Ward | 10 | 128 | 12.8 | 33 | 1 | W, 27-24 OT |
| 203. | 11/29/09 | @ San Diego | Antonio Gates | 7 | 118 | 16.9 | 22 | 2 | L, 14-43 |
| 204. | 1/3/10 | @ Denver | Jabar Gaffney | 14 | 213 | 15.2 | 29 | 0 | W, 44-24 |
| 205. | 9/13/10 | San Diego | Legedu Naanee | 5 | 110 | 22.0 | 59t | 1 | W, 21-14 |
| 206. | 9/26/10 | San Francisco | Fank Gore | 9 | 102 | 11.3 | 41 | 0 | W, 31-10 |
| 207. | 10/17/10 | @ Houston | Andre Johnson | 8 | 138 | 17.3 | 44 | 1 | L, 31-35 |
| 208. | 11/7/10 | @ Oakland | Jacoby Ford | 6 | 148 | 24.7 | 47 | 0 | L, 20-23 OT |
| 209. | 11/28/10 | @ Seattle | Ben Obomanu | 5 | 159 | 31.8 | 87t | 1 | W, 42-24 |
| 210. | 10/9/11 | @ Indianapolis | Pierre Garcon | 5 | 125 | 25.0 | 67t | 2 | W, 28-24 |
| 211. | 10/31/11 | San Diego | Malcolm Floyd | 5 | 107 | 21.4 | 39 | 0 | W, 23-20 OT |
| 212. | 11/6/11 | Miami | Brandon Marshall | 8 | 106 | 13.3 | 30 | 1 | L, 3-31 |
| 213. | 9/9/12 | Atlanta | Julio Jones | 6 | 108 | 18.0 | 31 | 2 | L, 24-40 |
| 214. | 10/14/12 | @ Tampa Bay | Mike Williams | 4 | 113 | 28.3 | 62t | 1 | L, 10-38 |
| 215. | 12/2/12 | Carolina | Steve Smith | 5 | 120 | 24.0 | 53 | 1 | W, 27-21 |
| 216. | 12/30/12 | @ Denver | Demaryius Thomas | 7 | 122 | 17.4 | 36 | 1 | L, 3-38 |
| 217. | 9/15/13 | Dallas | Dez Bryant | 9 | 141 | 15.7 | 53 | 1 | W, 17-16 |
| 218. | 9/29/13 | N.Y. Giants | Victor Cruz | 10 | 164 | 16.4 | 69 | 1 | W, 31-7 |
| 219. | 10/27/13 | Cleveland | Josh Gordon | 5 | 132 | 26.4 | 47 | 1 | W, 23-17 |
| 220. | 11/17/13 | @ Denver | Demaryius Thomas | 5 | 121 | 24.2 | 70 | 0 | L, 17-27 |
| 221. | 11/24/13 | San Diego | Keenan Allen | 9 | 124 | 13.8 | 29 | 0 | L, 38-41 |
| 222. | 12/1/13 | Denver | Demaryius Thomas | 3 | 106 | 35.3 | 77 | 0 | L, 28-35 |
| 223. | 12/1/13 | Denver | Eric Decker | 8 | 174 | 21.8 | 41 | 4 | |
| 224. | 9/14/14 | @ Denver | Emmanuel Sanders | 8 | 108 | 13.5 | 21 | 1 | L, 17-24 |
| 225. | 9/29/14 | New England | Brandon LaFell | 6 | 119 | 19.8 | 44 | 1 | W, 41-14 |
| 226. | 11/9/14 | N.Y. Jets | Percy Harvin | 11 | 129 | 11.7 | 42 | 0 | W, 24-10 |
| 227. | 9/13/15 | @ Houston | Nate Washington | 6 | 105 | 17.5 | 32 | 0 | W, 27-20 |
| 228. | 9/17/15 | Denver | Demaryius Thomas | 8 | 116 | 14.5 | 22 | 0 | L, 24-31 |
| 229. | 9/28/15 | @ Green Bay | James Jones | 7 | 139 | 19.9 | 52 | 1 | L, 28-38 |
| 230. | 10/18/15 | @ Minnesota | Stefon Diggs | 7 | 129 | 18.4 | 31 | 0 | L, 10-16 |
| 231. | 10/25/15 | Pittsburgh | Antonio Brown | 6 | 124 | 20.7 | 41 | 0 | W, 23-13 |
| 232. | 11/29/15 | Buffalo | Sammy Watkins | 6 | 158 | 26.3 | 48 | 2 | W, 30-22 |
| 233. | 12/20/15 | @ Baltimore | Kamar Aiken | 8 | 128 | 16.0 | 48 | 1 | W, 34-14 |
| 234. | 1/16/16 | @ New England | Julian Edelman | 10 | 100 | 10.0 | 14 | 0 | L, 20-27 |
| 235. | 9/18/16 | @ Houston | Will Fuller | 4 | 104 | 26.0 | 53 | 0 | L, 12-19 |
| 236. | 9/18/16 | @ Houston | DeAndre Hopkins | 7 | 113 | 16.1 | 35 | 1 | |
| 237. | 10/16/16 | @ Oakland | Amari Cooper | 10 | 129 | 12.9 | 24 | 0 | W, 26-10 |
| 238. | 10/23/16 | New Orleans | Michael Thomas | 10 | 130 | 13.0 | 23 | 0 | W, 27-21 |
| 239. | 11/20/16 | Tampa Bay | Mike Evans | 6 | 105 | 17.5 | 31 | 0 | L, 17-19 |
| 240. | 11/27/16 | @ Denver | Emmanuel Sanders | 7 | 162 | 23.1 | 64 | 1 | W, 30-27 OT |
| 241. | 12/4/16 | @ Atlanta | Julio Jones | 7 | 113 | 16.1 | 21 | 0 | W, 29-27 |
| 242. | 12/18/16 | Tennessee | Rishard Matthews | 4 | 105 | 26.3 | 46 | 0 | L, 17-19 |
| 243. | 1/15/17 | Pittsburgh | Antonio Brown | 6 | 108 | 18.0 | 52 | 0 | L, 16-18 |
| 244. | 9/7/17 | @ New England | Danny Amendola | 6 | 100 | 16.7 | 27 | 0 | W, 42-27 |
| 245. | 9/24/17 | @ LA Chargers | Travis Benjamin | 5 | 105 | 21.0 | 44 | 0 | W, 24-10 |
| 246. | 10/15/17 | Pittsburgh | Antonio Brown | 8 | 155 | 19.4 | 51 | 1 | L, 13-19 |
| 247. | 10/19/17 | @ Oakland | Amari Cooper | 11 | 210 | 19.1 | 45 | 2 | L, 30-31 |
| 248. | 10/19/17 | @ Oakland | Jared Cook | 6 | 107 | 17.8 | 28 | 0 | |
| 249. | 11/5/17 | @ Dallas | Terrance Williams | 9 | 141 | 15.7 | 56 | 0 | L, 17-28 |
| 250. | 12/3/17 | @ N.Y. Jets | Jermaine Kearse | 9 | 157 | 17.4 | 51 | 0 | L, 31-38 |
| 251. | 12/3/17 | @ N.Y. Jets | Robby Anderson | 8 | 107 | 13.4 | 26 | 0 | |

SUPERLATIVES

| | | | | | | | | | | |
|------|----------|----------------|---------------------|----|-----|------|-----|---|----|-------|
| 252. | 12/24/17 | Miami | Jakeem Grant | 4 | 107 | 26.8 | 65 | 1 | W, | 29-13 |
| 253. | 9/9/18 | @ LA Chargers | Keenan Allen | 8 | 108 | 13.5 | 23 | 1 | W, | 38-28 |
| 254. | 9/9/18 | @ LA Chargers | Melvin Gordon | 9 | 102 | 11.3 | 25 | 0 | | |
| 255. | 9/16/18 | @ Pittsburgh | Jesse James | 5 | 138 | 27.6 | 46 | 1 | W, | 42-37 |
| 256. | 9/16/18 | @ Pittsburgh | Juju Smith-Schuster | 13 | 121 | 9.3 | 21 | 1 | | |
| 257. | 10/21/18 | Cincinnati | A.J. Green | 7 | 117 | 16.7 | 31 | 0 | W, | 45-10 |
| 258. | 11/19/18 | @ LA Rams | Brandin Cooks | 8 | 107 | 13.4 | 30 | 0 | L, | 54-51 |
| 259. | 12/2/18 | @ Oakland | Jared Cook | 7 | 100 | 14.3 | 29 | 1 | W, | 40-33 |
| 260. | 12/23/18 | @ Seattle | Doug Baldwin | 7 | 126 | 18.0 | 29 | 1 | L, | 31-38 |
| 261. | 9/8/19 | @ Jacksonville | D.J. Chark | 4 | 146 | 36.5 | 69 | 1 | W, | 40-26 |
| 262. | 10/27/19 | Green Bay | Aaron Jones | 7 | 159 | 22.7 | 67 | 2 | L, | 24-31 |
| 263. | 11/18/19 | @ LA Chargers | Austin Ekeler | 8 | 108 | 13.5 | 37 | 0 | W, | 24-17 |
| 264. | 12/1/19 | Oakland | Darren Waller | 7 | 100 | 14.3 | 24 | 0 | W, | 40-9 |
| 265. | 9/10/20 | Houston | Willer Fuller V | 8 | 112 | 14.0 | 31 | 0 | W, | 34-20 |
| 266. | 10/11/20 | Las Vegas | Henry Ruggs III | 2 | 118 | 59.0 | 72t | 1 | L, | 32-40 |
| 267. | 11/8/20 | Carolina | Curtis Samuel | 9 | 105 | 11.7 | 28 | 1 | W, | 33-31 |
| 268. | 11/29/20 | @ Tampa Bay | Rob Gronkowski | 6 | 106 | 17.7 | 48 | 0 | W, | 27-24 |
| 269. | 12/27/20 | Atlanta | Calvin Ridley | 5 | 130 | 26.0 | 54 | 0 | W, | 17-14 |
| 270. | 1/3/21 | LA Chargers | Mike Williams | 6 | 108 | 18.0 | 48t | 1 | L, | 21-38 |
| 271. | 9/19/21 | @ Baltimore | Marquise Brown | 6 | 113 | 18.8 | 42t | 1 | L, | 35-36 |
| 272. | 9/26/21 | LA Chargers | Mike Williams | 7 | 122 | 17.4 | 43 | 2 | L, | 24-30 |
| 273. | 10/3/21 | @ Philadelphia | DeVonta Smith | 7 | 122 | 17.4 | 37 | 0 | W, | 42-30 |
| 274. | 10/10/21 | Buffalo | Dawson Knox | 3 | 117 | 39.0 | 53t | 1 | L, | 20-38 |
| 275. | 10/24/21 | @ Tennessee | A.J. Brown | 8 | 133 | 16.6 | 46 | 1 | L, | 3-27 |
| 276. | 12/12/21 | Las Vegas | Hunter Renfrow | 13 | 177 | 9.0 | 19 | 1 | W, | 48-9 |
| 277. | 1/2/22 | @ Cincinnati | Ja'Marr Chase | 11 | 266 | 24.2 | 72t | 3 | L, | 31-34 |
| 278. | 9/15/22 | LA Chargers | Mike Williams | 8 | 113 | 14.1 | 39 | 1 | W, | 27-24 |
| 279. | 10/2/22 | @ Tampa Bay | Mike Evans | 8 | 103 | 12.9 | 30 | 2 | W, | 41-31 |
| 280. | 10/10/22 | Las Vegas | Davante Adams | 3 | 124 | 41.3 | 58t | 2 | W, | 30-29 |
| 281. | 10/16/22 | Buffalo | Stefon Diggs | 10 | 148 | 14.8 | 31 | 1 | L, | 20-24 |
| 282. | 11/13/22 | Jacksonville | Christian Kirk | 9 | 105 | 11.7 | 24 | 2 | W, | 27-17 |
| 283. | 11/20/22 | @ LA Chargers | Joshua Palmer | 8 | 106 | 13.3 | 50t | 2 | W, | 30-27 |

Note: The Chiefs are 128-131-5 (.494) in 264 games when allowing at least one 100-yard receiver. The Chiefs are 8-10-1 (.447) in games when allowing two or more 100-yard receivers.

Career 100-Yard Receiving Games

| | Player | 100-Yard Games |
|----|------------------|----------------|
| 1. | Rod Smith | 9 |
| 2. | Tim Brown | 6 |
| 3. | Fred Biletnikoff | 4 |
| | Don Maynard | 4 |
| | John Stallworth | 4 |
| | Demaryius Thomas | 4 |
| 7. | Lance Alworth | 3 |
| | Elbert Dubenion | 3 |
| | Marvin Harrison | 3 |
| | Antonio Brown | 3 |
| | Charley Hennigan | 3 |
| | Andre Johnson | 3 |
| | Haven Moses | 3 |
| | Randy Moss | 3 |
| | Shannon Sharpe | 3 |
| | Rick Upchurch | 3 |
| | Mike Williams | 3 |

RUSHING

100-Yard Rushers (1960-2006)

| | Date | Opponent | Player | Att. | Yds. | Avg. | LGTD | Result |
|-----|----------|--------------|---------------|------|------|------|------|----------|
| 1. | 9/10/61 | San Diego | Paul Lowe | 13 | 108 | 8.3 | 87t | L, 10-26 |
| 2. | 11/4/62 | Houston | Charles Tolar | 24 | 110 | 4.6 | 23 | L, 6-14 |
| 3. | 10/20/63 | San Diego | Keith Lincoln | 10 | 127 | 12.7 | 76t | L, 17-38 |
| 4. | 11/3/63 | Oakland | Clem Daniels | 31 | 122 | 3.9 | 25 | L, 7-10 |
| 5. | 12/20/64 | N.Y. Jets | Matt Snell | 16 | 103 | 6.4 | 23 | W, 24-7 |
| 6. | 11/28/65 | Houston | Ode Burrell | 14 | 121 | 8.6 | 48t | W, 52-21 |
| 7. | 11/20/66 | Boston | Jim Nance | 22 | 107 | 4.9 | 13 | T, 27-27 |
| 8. | 9/9/67 | @ Houston | Hoyle Granger | 13 | 101 | 7.7 | 18 | W, 25-20 |
| 9 | 10/15/67 | @ San Diego | Dick Post | 15 | 124 | 8.3 | 67t | L, 31-45 |
| 10. | 11/19/67 | San Diego | Dick Post | 18 | 108 | 6.0 | 22 | L, 16-17 |
| 11. | 11/10/68 | @ Cincinnati | Paul Robinson | 24 | 115 | 4.8 | 36 | W, 16-9 |

| | | | | | | | | | | |
|-----|----------|-----------------|---------------------|----|-----|------|-----|---|----|-------|
| 12. | 10/25/70 | Dallas | Duane Thomas | 20 | 134 | 6.7 | 47t | 2 | L, | 16-27 |
| 13. | 9/17/72 | Miami | Larry Csonka | 21 | 118 | 5.6 | 17 | 1 | L, | 10-20 |
| 14. | 11/12/72 | @ Pittsburgh | Franco Harris | 17 | 134 | 7.9 | 45 | 1 | L, | 7-16 |
| 15. | 9/16/73 | L.A. Rams | Jim Bertelsen | 28 | 143 | 5.1 | 49 | 0 | L, | 13-23 |
| 16. | 9/16/73 | L.A. Rams | Lawrence McCutcheon | 21 | 120 | 5.7 | 19 | 0 | | |
| 17. | 10/14/73 | @ Green Bay | John Brockington | 15 | 106 | 7.1 | 33 | 0 | T, | 10-10 |
| 18. | 10/21/73 | @ Cincinnati | Boobie Clark | 26 | 104 | 4.0 | 11 | 1 | L, | 6-14 |
| 19. | 11/29/73 | @ Buffalo | O.J. Simpson | 39 | 157 | 4.0 | 22 | 2 | L, | 14-23 |
| 20. | 12/2/73 | Cleveland | Greg Pruitt | 15 | 110 | 7.3 | 65t | 1 | T, | 20-20 |
| 21. | 12/8/73 | @ Oakland | Marv Hubbard | 25 | 115 | 4.6 | 31t | 1 | L, | 7-37 |
| 22. | 9/15/74 | N.Y. Jets | John Riggins | 22 | 116 | 5.3 | 29 | 0 | W, | 24-16 |
| 23. | 10/27/74 | @ San Diego | Don Woods | 22 | 154 | 7.0 | 53 | 1 | W, | 24-14 |
| 24. | 9/28/75 | N.Y. Jets | John Riggins | 27 | 145 | 5.4 | 20 | 2 | L, | 24-30 |
| 25. | 9/28/75 | N.Y. Jets | Carl Garrett | 16 | 135 | 8.4 | 40 | 1 | | |
| 26. | 11/16/75 | @ Pittsburgh | Franco Harris | 17 | 119 | 7.0 | 29 | 0 | L, | 3-28 |
| 27. | 11/30/75 | @ Baltimore | Lydell Mitchell | 26 | 178 | 6.8 | 70t | 1 | L, | 14-28 |
| 28. | 12/7/75 | San Diego | Rickey Young | 25 | 124 | 4.9 | 14 | 2 | L, | 20-28 |
| 29. | 12/14/75 | @ Cleveland | Greg Pruitt | 26 | 214 | 8.2 | 50 | 3 | L, | 14-20 |
| 30. | 9/26/76 | New Orleans | Tony Galbreath | 14 | 146 | 10.5 | 74t | 2 | L, | 17-27 |
| 31. | 9/26/76 | New Orleans | Chuck Muncie | 25 | 126 | 5.0 | 33t | 0 | | |
| 32. | 10/3/76 | @ Buffalo | O.J. Simpson | 24 | 130 | 5.4 | 49 | 2 | L, | 17-50 |
| 33. | 10/3/76 | @ Buffalo | Jeff Kinney | 17 | 114 | 6.7 | 18 | 1 | | |
| 34. | 10/24/76 | Denver | Otis Armstrong | 16 | 101 | 6.3 | 22 | 1 | L, | 26-35 |
| 35. | 11/7/76 | Pittsburgh | Franco Harris | 23 | 117 | 5.1 | 25t | 2 | L, | 0-45 |
| 36. | 11/7/76 | Pittsburgh | Rocky Bleier | 15 | 102 | 6.8 | 23 | 0 | | |
| 37. | 11/21/76 | Cincinnati | Archie Griffin | 13 | 139 | 10.1 | 77t | 1 | L, | 24-27 |
| 38. | 9/18/77 | @ New England | Sam Cunningham | 23 | 105 | 4.6 | 11 | 0 | L, | 17-21 |
| 39. | 10/3/77 | Oakland | Mark van Eeghen | 24 | 116 | 4.8 | 26 | 0 | L, | 28-37 |
| 40. | 10/3/77 | Oakland | Clarence Davis | 15 | 102 | 6.8 | 37t | 2 | | |
| 41. | 10/30/77 | @ Cleveland | Greg Pruitt | 18 | 153 | 8.5 | 78t | 1 | L, | 7-44 |
| 42. | 11/13/77 | @ Chicago | Walter Payton | 33 | 192 | 5.8 | 32 | 3 | L, | 27-28 |
| 43. | 11/20/77 | Denver | Otis Armstrong | 21 | 120 | 5.7 | 17 | 0 | L, | 7-14 |
| 44. | 11/27/77 | @ Houston | Rob Carpenter | 14 | 149 | 10.6 | 77 | 0 | L, | 20-34 |
| 45. | 11/27/77 | @ Houston | Ronnie Coleman | 15 | 101 | 6.6 | 22 | 0 | | |
| 46. | 9/10/78 | Houston | Earl Campbell | 22 | 111 | 5.0 | 22 | 2 | L, | 17-20 |
| 47. | 11/5/78 | Oakland | Arthur Whittington | 26 | 134 | 5.1 | 25t | 1 | L, | 10-20 |
| 48. | 11/12/78 | @ San Diego | Lydell Mitchell | 29 | 144 | 5.0 | 25 | 0 | L, | 23-29 |
| 49. | 12/17/78 | @ Seattle | Al Hunter | 27 | 133 | 4.9 | 55t | 2 | L, | 19-23 |
| 50. | 9/16/79 | @ Houston | Earl Campbell | 32 | 131 | 4.1 | 22 | 1 | L, | 6-20 |
| 51. | 12/6/79 | @ Tampa Bay | Ricky Bell | 39 | 137 | 3.5 | 14 | 0 | L, | 0-3 |
| 52. | 10/12/80 | Houston | Earl Campbell | 38 | 178 | 4.7 | 22 | 1 | W, | 21-20 |
| 53. | 10/26/80 | Detroit | Billy Sims | 28 | 155 | 5.5 | 45t | 2 | W, | 20-17 |
| 54. | 11/16/80 | @ San Diego | Mike Thomas | 27 | 109 | 4.0 | 13 | 2 | L, | 7-20 |
| 55. | 11/23/80 | @ St. Louis | Ottis Anderson | 16 | 107 | 6.7 | 44 | 1 | W, | 21-13 |
| 56. | 11/30/80 | Cincinnati | Pete Johnson | 17 | 112 | 6.6 | 57t | 1 | L, | 6-20 |
| 57. | 11/21/82 | @ New Orleans | George Rogers | 33 | 123 | 3.7 | 18 | 1 | L, | 17-27 |
| 58. | 11/28/82 | @ L.A. Rams | Wendell Tyler | 25 | 138 | 5.5 | 24 | 2 | L, | 14-20 |
| 59. | 9/12/83 | San Diego | Chuck Muncie | 27 | 110 | 4.1 | 16 | 1 | L, | 14-17 |
| 60. | 10/2/83 | St. Louis | Ottis Anderson | 21 | 106 | 5.0 | 39t | 1 | W, | 38-14 |
| 61. | 11/20/83 | @ Dallas | Tony Dorsett | 18 | 108 | 6.0 | 32t | 2 | L, | 21-41 |
| 62. | 11/28/83 | @ Seattle | Curt Warner | 32 | 207 | 6.5 | 28t | 3 | L, | 48-51 |
| 63. | 12/4/83 | Buffalo | Joe Cribbs | 36 | 185 | 5.1 | 24 | 0 | L, | 9-14 |
| 64. | 9/23/84 | @ Denver | Sammy Winder | 31 | 139 | 4.4 | 13 | 1 | L, | 0-21 |
| 65. | 10/7/84 | N.Y. Jets | Freeman McNeil | 19 | 107 | 5.6 | 16 | 0 | L, | 16-17 |
| 66. | 11/11/84 | Houston | Larry Moriarty | 29 | 117 | 4.0 | 9 | 0 | L, | 16-17 |
| 67. | 10/6/85 | @ L.A. Raiders | Marcus Allen | 29 | 126 | 4.3 | 20 | 0 | L, | 10-19 |
| 68. | 11/3/85 | @ Houston | Butch Woolfolk | 14 | 101 | 7.2 | 43 | 1 | L, | 20-23 |
| 69. | 11/17/85 | @ San Francisco | Wendell Tyler | 16 | 111 | 6.9 | 21 | 0 | L, | 3-31 |
| 70. | 12/8/85 | Atlanta | Gerald Riggs | 26 | 197 | 7.6 | 50 | 1 | W, | 38-10 |
| 71. | 10/26/86 | Tampa Bay | James Wilder | 25 | 110 | 4.4 | 24 | 1 | W, | 27-20 |
| 72. | 11/2/86 | @ San Diego | Gary Anderson | 25 | 100 | 4.0 | 13 | 0 | W, | 24-23 |
| 73. | 11/30/86 | Buffalo | Robb Riddick | 27 | 118 | 4.4 | 13 | 0 | L, | 14-17 |
| 74. | 9/20/87 | @ Seattle | John L. Williams | 15 | 112 | 7.5 | 48 | 1 | L, | 14-43 |
| 75. | 11/8/87 | Pittsburgh | Earnest Jackson | 23 | 125 | 5.4 | 28 | 0 | L, | 16-17 |
| 76. | 11/15/87 | N.Y. Jets | Freeman McNeil | 26 | 184 | 7.1 | 30 | 0 | L, | 9-16 |
| 77. | 9/29/88 | San Diego | Gary Anderson | 23 | 131 | 5.7 | 30t | 1 | L, | 23-24 |
| 78. | 10/2/88 | @ N.Y. Jets | Freeman McNeil | 22 | 154 | 7.0 | 28 | 0 | T, | 17-17 |
| 79. | 10/9/88 | @ Houston | Mike Rozier | 27 | 141 | 5.2 | 13 | 0 | | |

SUPERLATIVES

| | | | | | | | | | |
|------|----------|-----------------|---------------------|----|-----|------|----|---|-------------|
| 92. | 10/23/94 | Seattle | Chris Warren | 19 | 117 | 6.2 | 41 | 0 | W, 38-23 |
| 93. | 12/12/94 | @ Miami | Bernie Parmalee | 19 | 127 | 6.7 | 47 | 1 | L, 28-45 |
| 94. | 9/22/96 | Denver | Terrell Davis | 19 | 141 | 7.4 | 65 | 2 | W, 17-14 |
| 95. | 10/7/96 | Pittsburgh | Jerome Bettis | 27 | 103 | 3.8 | 15 | 1 | L, 7-17 |
| 96. | 12/9/96 | @ Oakland | Napoleon Kaufman | 8 | 109 | 13.6 | 45 | 0 | L, 7-26 |
| 97. | 8/31/97 | @ Denver | Terrell Davis | 26 | 101 | 3.9 | 16 | 1 | L, 3-19 |
| 98. | 11/3/97 | Pittsburgh | Jerome Bettis | 17 | 103 | 6.1 | 30 | 0 | W, 13-10 |
| 99. | 11/16/97 | Denver | Terrell Davis | 34 | 127 | 3.7 | 18 | 0 | W, 24-22 |
| 100. | 9/13/98 | @ Jacksonville | James Stewart | 26 | 103 | 4.0 | 17 | 1 | L, 16-21 |
| 101. | 9/20/98 | San Diego | Natrone Means | 22 | 165 | 7.5 | 72 | 1 | W, 23-7 |
| 102. | 10/11/98 | @ New England | Robert Edwards | 23 | 104 | 4.5 | 33 | 1 | L, 10-40 |
| 103. | 10/26/98 | Pittsburgh | Jerome Bettis | 33 | 119 | 3.6 | 13 | 0 | L, 13-20 |
| 104. | 11/8/98 | @ Seattle | Ricky Watters | 24 | 105 | 4.4 | 13 | 2 | L, 12-24 |
| 105. | 11/16/98 | Denver | Terrell Davis | 18 | 111 | 6.2 | 41 | 1 | L, 7-30 |
| 106. | 12/20/98 | @ N.Y. Giants | Gary Brown | 25 | 103 | 4.1 | 13 | 1 | L, 7-28 |
| 107. | 11/7/99 | @ Indianapolis | Edgerrin James | 20 | 109 | 5.5 | 27 | 0 | L, 17-25 |
| 108. | 11/21/99 | Seattle | Ricky Watters | 24 | 107 | 4.5 | 45 | 2 | L, 19-30 |
| 109. | 12/12/99 | Minnesota | Robert Smith | 21 | 118 | 5.6 | 22 | 0 | W, 31-28 |
| 110. | 9/3/00 | Indianapolis | Edgerrin James | 28 | 124 | 4.4 | 30 | 1 | L, 14-27 |
| 111. | 11/5/00 | @ Oakland | Tyrone Wheatley | 20 | 112 | 5.6 | 38 | 1 | L, 31-49 |
| 112. | 11/12/00 | @ San Francisco | Charlie Garner | 25 | 102 | 4.1 | 19 | 1 | L, 7-21 |
| 113. | 12/24/00 | @ Atlanta | Jamal Anderson | 28 | 107 | 3.8 | 23 | 0 | L, 13-29 |
| 114. | 10/7/01 | @ Denver | Mike Anderson | 22 | 155 | 7.0 | 62 | 0 | L, 6-20 |
| 115. | 10/14/01 | Pittsburgh | Jerome Bettis | 19 | 112 | 5.9 | 30 | 0 | L, 17-20 |
| 116. | 10/25/01 | Indianapolis | Edgerrin James | 27 | 102 | 3.8 | 20 | 0 | L, 28-35 |
| 117. | 11/11/01 | @ N.Y. Jets | Curtis Martin | 20 | 113 | 5.7 | 25 | 3 | L, 7-27 |
| 118. | 12/23/01 | San Diego | LaDainian Tomlinson | 27 | 145 | 5.4 | 34 | 0 | W, 20-17 |
| 119. | 12/30/01 | @ Jacksonville | Stacey Mack | 16 | 125 | 7.8 | 54 | 1 | W, 30-26 |
| 120. | 1/6/02 | @ Seattle | Shaun Alexander | 20 | 127 | 6.4 | 44 | 1 | L, 18-21 |
| 121. | 9/15/02 | Jacksonville | Fred Taylor | 20 | 114 | 5.7 | 63 | 1 | L, 16-23 |
| 122. | 10/6/02 | @ N.Y. Jets | Curtis Martin | 21 | 119 | 5.7 | 35 | 1 | W, 29-25 |
| 123. | 11/17/02 | Buffalo | Travis Henry | 24 | 126 | 5.3 | 22 | 0 | W, 17-16 |
| 124. | 11/24/02 | @ Seattle | Shaun Alexander | 23 | 145 | 6.3 | 46 | 2 | L, 32-39 |
| 125. | 12/15/02 | @ Denver | Clinton Portis | 21 | 130 | 6.2 | 51 | 3 | L, 24-31 |
| 126. | 12/22/02 | San Diego | LaDainian Tomlinson | 24 | 131 | 5.5 | 34 | 0 | W, 24-22 |
| 127. | 12/28/02 | @ Oakland | Charlie Garner | 29 | 135 | 4.7 | 14 | 1 | L, 0-24 |
| 128. | 9/28/03 | @ Baltimore | Jamal Lewis | 26 | 115 | 4.4 | 17 | 1 | W, 17-10 |
| 129. | 10/5/03 | Denver | Clinton Portis | 23 | 141 | 6.1 | 65 | 1 | W, 24-23 |
| 130. | 10/12/03 | @ Green Bay | Ahman Green | 26 | 139 | 5.3 | 26 | 1 | W, 40-34 OT |
| 131. | 10/26/03 | Buffalo | Travis Henry | 22 | 124 | 5.6 | 23 | 0 | W, 38-5 |
| 132. | 11/16/03 | @ Cincinnati | Rudi Johnson | 22 | 165 | 7.5 | 54 | 0 | L, 19-24 |
| 133. | 11/30/03 | @ San Diego | LaDainian Tomlinson | 19 | 106 | 5.6 | 55 | 1 | W, 28-24 |
| 134. | 12/7/03 | @ Denver | Clinton Portis | 22 | 218 | 9.9 | 59 | 5 | L, 27-45 |
| 135. | 12/14/03 | Detroit | Shawn Bryson | 18 | 105 | 5.8 | 39 | 1 | W, 45-17 |
| 136. | 12/20/03 | @ Minnesota | Onterrio Smith | 21 | 146 | 7.0 | 47 | 3 | L, 20-45 |
| 137. | 9/12/04 | @ Denver | Quentin Griffin | 23 | 156 | 6.8 | 47 | 2 | L, 24-34 |
| 138. | 9/19/04 | Carolina | DeShaun Foster | 32 | 174 | 5.4 | 71 | 1 | L, 17-28 |
| 139. | 11/7/04 | @ Tampa Bay | Michael Pittman | 15 | 128 | 8.5 | 78 | 3 | L, 31-34 |
| 140. | 11/14/04 | @ New Orleans | Deuce McAllister | 16 | 127 | 7.9 | 28 | 1 | L, 20-27 |
| 141. | 12/17/05 | @ N.Y. Giants | Tiki Barber | 29 | 220 | 7.6 | 55 | 2 | L, 17-27 |
| 142. | 10/15/06 | @ Pittsburgh | Willie Parker | 21 | 109 | 5.2 | 25 | 2 | L, 7-45 |
| 143. | 12/17/06 | @ San Diego | LaDainian Tomlinson | 25 | 199 | 8.0 | 85 | 2 | L, 9-20 |

100-Yard Rushers (2007-Present)

| Date | Opponent | Player | Att. | Yds. | Avg. | LG | TD | Result | |
|------|----------|--------------|---------------------|------|------|-----|----|--------|----------|
| 144. | 12/16/07 | @ Chicago | Cedric Benson | 24 | 101 | 4.2 | 13 | 0 | L, 10-20 |
| 145. | 9/23/07 | Minnesota | Adrian Peterson | 25 | 102 | 4.1 | 16 | 1 | W, 13-10 |
| 146. | 9/30/07 | @ San Diego | LaDainian Tomlinson | 20 | 132 | 6.6 | 37 | 1 | W, 30-16 |
| 147. | 11/11/07 | Denver | Selvin Young | 20 | 109 | 5.5 | 34 | 1 | L, 11-27 |
| 148. | 11/25/07 | Oakland | Justin Fargas | 22 | 139 | 6.3 | 21 | 1 | L, 17-20 |
| 149. | 12/2/07 | San Diego | LaDainian Tomlinson | 23 | 177 | 7.7 | 34 | 2 | L, 10-24 |
| 150. | 12/9/07 | @ Denver | Selvin Young | 17 | 156 | 9.2 | 50 | 0 | L, 7-41 |
| 151. | 12/23/07 | @ Detroit | T.J. Duckett | 15 | 102 | 6.8 | 53 | 1 | L, 20-25 |
| 152. | 9/14/08 | Oakland | Darren McFadden | 21 | 164 | 7.8 | 50 | 1 | L, 8-23 |
| 153. | 9/21/08 | @ Atlanta | Michael Turner | 23 | 104 | 4.5 | 38 | 3 | L, 14-38 |
| 154. | 10/5/08 | @ Carolina | DeAngelo Williams | 20 | 123 | 6.2 | 32 | 2 | L, 0-34 |
| 155. | 10/19/08 | Tennessee | Chris Johnson | 18 | 168 | 9.3 | 66 | 1 | L, 10-34 |
| 156. | 10/19/08 | Tennessee | LenDale White | 17 | 149 | 8.8 | 80 | 3 | |
| 157. | 12/28/08 | @ Cincinnati | Cedric Benson | 25 | 111 | 4.4 | 14 | 1 | L, 6-16 |
| 158. | 9/13/09 | @ Baltimore | Ray Rice | 19 | 108 | 5.7 | 22 | 0 | L, 24-38 |
| 159. | 10/18/09 | @ Washington | Clinton Portis | 15 | 109 | 7.3 | 78 | 0 | W, 14-6 |
| 160. | 11/15/09 | @ Oakland | Michael Bush | 14 | 119 | 8.5 | 60 | 0 | W, 16-10 |
| 161. | 12/6/09 | Denver | Correll Buckhalter | 12 | 113 | 9.4 | 26 | 0 | L, 13-44 |
| 162. | 12/20/09 | Cleveland | Jerome Harrison | 34 | 286 | 8.4 | 71 | 3 | L, 34-41 |
| 163. | 12/27/09 | @ Cincinnati | Cedric Benson | 29 | 133 | 4.6 | 32 | 0 | L, 10-17 |

| | | | | | | | | | |
|------|----------|-----------------|-----------------------|----|-----|------|----|---|-------------|
| 164. | 11/14/10 | @ Denver | Knowshon Moreno | 22 | 106 | 4.8 | 14 | 0 | L, 29-49 |
| 165. | 12/5/10 | Denver | Knowshon Moreno | 23 | 161 | 7.0 | 24 | 0 | W, 10-6 |
| 166. | 1/2/11 | Oakland | Michael Bush | 25 | 137 | 5.5 | 26 | 1 | L, 10-31 |
| 167. | 9/11/11 | Buffalo | Fred Jackson | 20 | 112 | 5.6 | 24 | 0 | L, 7-41 |
| 168. | 12/11/11 | @ N.Y. Jets | Shonn Greene | 24 | 129 | 5.4 | 31 | 1 | L, 10-37 |
| 169. | 1/1/12 | @ Denver | Willis McGahee | 28 | 145 | 5.2 | 15 | 0 | W, 10-3 |
| 170. | 9/16/12 | @ Buffalo | C.J. Spiller | 15 | 123 | 8.2 | 38 | 2 | L, 17-35 |
| 171. | 10/7/12 | Baltimore | Ray Rice | 17 | 102 | 6.0 | 37 | 0 | L, 6-9 |
| 172. | 10/28/12 | Oakland | Darren McFadden | 29 | 114 | 3.9 | 28 | 0 | L, 16-26 |
| 173. | 11/18/12 | Cincinnati | BenJarvus Green-Ellis | 25 | 101 | 4.0 | 21 | 1 | L, 6-28 |
| 174. | 12/16/12 | @ Oakland | Darren McFadden | 30 | 110 | 3.7 | 19 | 0 | L, 0-15 |
| 175. | 9/19/13 | @ Philadelphia | LeSean McCoy | 20 | 158 | 7.9 | 41 | 1 | W, 26-16 |
| 176. | 11/3/13 | Buffalo | C.J. Spiller | 12 | 116 | 9.7 | 61 | 0 | W, 23-13 |
| 177. | 12/1/13 | Denver | Monte Ball | 13 | 117 | 9.0 | 45 | 0 | L, 28-35 |
| 178. | 12/29/13 | @ San Diego | Ryan Matthews | 24 | 144 | 6.0 | 44 | 0 | L, 24-27 |
| 179. | 9/21/14 | @ Miami | Lamar Miller | 15 | 108 | 7.2 | 24 | 0 | W, 34-15 |
| 180. | 10/5/14 | @ San Francisco | Frank Gore | 18 | 107 | 5.9 | 14 | 0 | L, 17-22 |
| 181. | 11/16/14 | Seattle | Marshawn Lynch | 24 | 124 | 5.2 | 17 | 0 | W, 24-20 |
| 182. | 11/20/14 | @ Oakland | Latavius Murray | 4 | 112 | 28.0 | 90 | 2 | L, 20-24 |
| 183. | 11/30/14 | Denver | C.J. Anderson | 32 | 168 | 5.3 | 20 | 0 | L, 16-29 |
| 184. | 12/7/14 | @ Arizona | Ryan Williams | 19 | 100 | 5.3 | 16 | 0 | L, 14-17 |
| 185. | 10/25/15 | Pittsburgh | Le'Veon Bell | 17 | 121 | 7.1 | 42 | 0 | W, 23-13 |
| 186. | 12/27/15 | Cleveland | Johnny Manziel | 11 | 108 | 9.8 | 34 | 0 | W, 17-13 |
| 187. | 10/2/16 | @ Pittsburgh | Le'Veon Bell | 18 | 144 | 8.0 | 44 | 0 | L, 14-43 |
| 188. | 11/6/16 | Jacksonville | Chris Ivory | 18 | 107 | 5.9 | 42 | 0 | W, 19-14 |
| 189. | 12/8/16 | Oakland | Latavius Murray | 22 | 103 | 4.7 | 12 | 1 | W, 21-13 |
| 190. | 1/15/17 | Pittsburgh | Le'Veon Bell | 30 | 170 | 5.7 | 38 | 0 | L, 16-18 |
| 191. | 10/14/18 | New England | Sony Michel | 24 | 106 | 4.4 | 15 | 2 | L, 40-43 |
| 192. | 12/23/18 | @ Seattle | Chris Carson | 27 | 116 | 4.3 | 17 | 2 | L, 31-38 |
| 193. | 12/30/18 | Oakland | Doug Martin | 21 | 100 | 4.8 | 15 | 0 | W, 35-3 |
| 194. | 9/22/19 | Baltimore | Mark Ingram | 16 | 103 | 6.4 | 21 | 3 | W, 33-28 |
| 195. | 9/29/19 | @ Detroit | Kerryon Johnson | 26 | 125 | 4.8 | 14 | 0 | W, 34-30 |
| 196. | 10/6/19 | Indianapolis | Marlon Mack | 29 | 132 | 4.6 | 30 | 0 | L, 13-19 |
| 197. | 10/13/19 | Houston | Carlos Hyde | 26 | 116 | 4.5 | 26 | 1 | L, 24-31 |
| 198. | 11/10/19 | @ Tennessee | Derrick Henry | 23 | 188 | 8.2 | 68 | 2 | L, 32-35 |
| 199. | 12/1/19 | Oakland | Josh Jacobs | 17 | 104 | 6.1 | 35 | 0 | W, 40-9 |
| 200. | 10/5/20 | New England | Damien Harris | 17 | 100 | 5.9 | 41 | 0 | W, 26-10 |
| 201. | 12/6/20 | Denver | Mevlin Gordon III | 15 | 131 | 8.7 | 65 | 0 | W, 22-16 |
| 202. | 9/19/21 | @ Baltimore | Lamar Jackson | 16 | 107 | 6.7 | 21 | 2 | L, 35-36 |
| 203. | 12/5/21 | Denver | Javonte Williams | 23 | 102 | 4.4 | 14 | 0 | W, 22-9 |
| 204. | 1/8/22 | @ Denver | Melvin Gordon III | 12 | 110 | 9.2 | 47 | 1 | W, 28-24 |
| 205. | 10/10/22 | Las Vegas | Josh Jacobs | 21 | 154 | 7.3 | 37 | 1 | W, 30-29 |
| 206. | 11/6/22 | Tennessee | Derrick Henry | 17 | 115 | 6.8 | 56 | 2 | W, 20-17 OT |
| 207. | 12/4/22 | @ Cincinnati | Samaje Perine | 21 | 106 | 5.0 | 10 | 0 | L, 24-27 |
| 208. | 12/24/22 | Seattle | Kenneth Walker | 26 | 107 | 4.1 | 20 | 0 | W, 24-10 |

Note: The Chiefs are 58-138-4 (.300) in games when allowing at least one 100-yard rusher. The Chiefs are 0-8-0 (.000) in games when allowing two or more 100-yard rushers.

Career 100-Yard Rushing Games

| Player | 100-Yard Games | |
|--------|---------------------|---|
| 1. | LaDainian Tomlinson | 6 |
| 2. | Jerome Bettis | 5 |
| 3t. | Terrell Davis | 4 |
| | Clinton Portis | 4 |
| 5t. | Gary Anderson | 3 |
| | Cedric Benson | 3 |
| | Le'Veon Bell | 3 |
| | Earl Campbell | 3 |
| | Franco Harris | 3 |
| | Edgerrin James | 3 |
| | Freeman McNeil | 3 |
| | Greg Pruitt | 3 |
| | Darren McFadden | 3 |

PASSING

300-Yard Passers (115)

| Date | Opponent | Player | Att. | Comp. | Yds. | LG | TD | INT | Result | |
|------|----------|---------------|-----------|-------|------|-----|----|-----|--------|----------|
| 1. | 11/24/60 | @ N.Y. Titans | Al Dorow | 33 | 21 | 301 | 45 | 2 | 1 | L, 35-41 |
| 2. | 11/19/61 | @ San Diego | Jack Kemp | 27 | 15 | 357 | 61 | 2 | 1 | L, 14-24 |

SUPERLATIVES

| | | | | | | | | | | |
|-----|----------|----------------|--------------------|----|----|-----|-----|---|---|-------------|
| 3. | 10/13/63 | Buffalo | Jack Kemp | 24 | 12 | 300 | 89t | 2 | 2 | L, 26-35 |
| 4. | 11/17/63 | @ Boston | Babe Parilli | 47 | 25 | 354 | 39 | 1 | 1 | T, 24-24 |
| 5. | 12/6/64 | Boston | Babe Parilli | 41 | 20 | 300 | 58t | 3 | 1 | L, 24-31 |
| 6. | 10/24/65 | @ Houston | George Blanda | 33 | 19 | 304 | 64t | 4 | 0 | L, 36-38 |
| 7. | 10/16/66 | Oakland | Tom Flores | 24 | 14 | 301 | 76t | 3 | 0 | L, 13-34 |
| 8. | 10/15/67 | San Diego | John Hadl | 32 | 17 | 307 | 60t | 2 | 1 | L, 31-45 |
| 9. | 9/9/68 | @ Houston | Pete Beathard | 48 | 23 | 413 | 59t | 2 | 3 | W, 26-21 |
| 10. | 9/15/68 | N.Y. Jets | Joe Namath | 29 | 17 | 302 | 57t | 2 | 1 | L, 19-20 |
| 11. | 11/16/69 | @ N.Y. Jets | Joe Namath | 40 | 24 | 327 | 40t | 2 | 3 | W, 34-16 |
| 12. | 9/21/75 | @ Denver | Charley Johnson | 20 | 12 | 329 | 90t | 3 | 2 | L, 33-37 |
| 13. | 10/17/76 | @ Miami | Bob Griese | 35 | 25 | 306 | 39 | 1 | 2 | W, 21-17 OT |
| 14. | 11/25/79 | @ San Diego | Dan Fouts | 43 | 27 | 350 | 42t | 3 | 1 | L, 7-28 |
| 15. | 9/7/80 | Oakland | Dan Pastorini | 37 | 19 | 317 | 55 | 2 | 0 | L, 14-27 |
| 16. | 9/6/81 | @ Pittsburgh | Terry Bradshaw | 36 | 21 | 319 | 41t | 2 | 2 | W, 37-33 |
| 17. | 9/27/81 | Seattle | Jim Zorn | 47 | 31 | 308 | 23 | 1 | 0 | W, 20-14 |
| 18. | 10/18/81 | Denver | Craig Morton | 38 | 25 | 342 | 63 | 2 | 1 | W, 28-14 |
| 19. | 12/12/82 | L.A. Raiders | Jim Plunkett | 33 | 18 | 303 | 43 | 3 | 1 | L, 16-21 |
| 20. | 10/30/83 | @ Denver | Steve DeBerg | 41 | 21 | 350 | 46t | 1 | 0 | L, 24-27 |
| 21. | 9/9/84 | @ Cincinnati | Ken Anderson | 37 | 24 | 310 | 35 | 0 | 0 | W, 27-22 |
| 22. | 9/16/84 | L.A. Raiders | Jim Plunkett | 47 | 28 | 313 | 42 | 1 | 4 | L, 20-22 |
| 23. | 11/25/84 | @ N.Y. Giants | Phil Simms | 41 | 24 | 343 | 31 | 2 | 3 | L, 27-28 |
| 24. | 12/16/84 | @ San Diego | Ed Luther | 44 | 24 | 333 | 43 | 1 | 0 | W, 42-21 |
| 25. | 9/12/85 | L.A. Raiders | Jim Plunkett | 48 | 34 | 303 | 30 | 2 | 2 | W, 36-20 |
| 26. | 10/13/85 | @ San Diego | Mark Hermann | 36 | 26 | 320 | 39t | 2 | 0 | L, 20-31 |
| 27. | 12/14/85 | @ Denver | John Elway | 37 | 22 | 301 | 48 | 1 | 5 | L, 13-14 |
| 28. | 12/21/86 | @ Pittsburgh | Mark Malone | 43 | 22 | 351 | 38 | 0 | 1 | W, 24-19 |
| 29. | 12/6/87 | @ Cincinnati | Boomer Esiason | 44 | 28 | 368 | 26 | 2 | 0 | L, 27-30 OT |
| 30. | 12/13/87 | L.A. Raiders | Marc Wilson | 38 | 22 | 339 | 42 | 0 | 3 | W, 16-10 |
| 31. | 12/24/89 | @ Miami | Dan Marino | 47 | 28 | 339 | 35 | 3 | 1 | W, 27-24 |
| 32. | 11/11/90 | Seattle | Dave Krieg | 23 | 16 | 306 | 54t | 2 | 0 | L, 16-17 |
| 33. | 12/9/90 | Denver | John Elway | 36 | 24 | 328 | 27 | 2 | 1 | W, 37-7 |
| 34. | 12/16/90 | Houston | Warren Moon | 45 | 27 | 527 | 87t | 3 | 0 | L, 10-27 |
| 35. | 11/10/91 | @ L.A. Rams | Jim Everett | 37 | 26 | 329 | 27 | 3 | 1 | W, 27-20 |
| 36. | 10/4/92 | @ Denver | John Elway | 38 | 23 | 311 | 48 | 2 | 0 | L, 19-20 |
| 37. | 9/20/93 | Denver | John Elway | 45 | 28 | 300 | 36 | 1 | 1 | W, 15-7 |
| 38. | 10/31/93 | @ Miami | Scott Mitchell | 33 | 22 | 344 | 77t | 3 | 0 | L, 10-30 |
| 39. | 9/4/94 | @ New Orleans | Jim Everett | 37 | 26 | 326 | 30 | 2 | 2 | W, 30-17 |
| 40. | 10/1/95 | @ Arizona | Dave Krieg | 41 | 25 | 308 | 35 | 0 | 1 | W, 24-3 |
| 41. | 10/9/95 | San Diego | Stan Humphries | 34 | 24 | 315 | 45 | 1 | 0 | W, 29-23 OT |
| 42. | 10/7/96 | Pittsburgh | Mike Tomczak | 32 | 20 | 338 | 45 | 0 | 1 | L, 7-17 |
| 43. | 9/21/97 | @ Carolina | Kerry Collins | 47 | 24 | 328 | 36 | 1 | 4 | W, 35-14 |
| 44. | 10/6/98 | @ Denver | John Elway | 32 | 22 | 400 | 58 | 2 | 1 | L, 31-35 |
| 45. | 10/10/99 | New England | Drew Bledsoe | 45 | 23 | 334 | 49t | 2 | 2 | W, 16-14 |
| 46. | 1/2/00 | Oakland | Rich Gannon | 47 | 25 | 324 | 42 | 3 | 2 | L, 38-41 OT |
| 47. | 9/9/01 | Oakland | Rich Gannon | 46 | 31 | 341 | 33t | 2 | 1 | L, 24-27 |
| 48. | 9/8/02 | @ Cleveland | Kelly Holcomb | 39 | 27 | 326 | 44t | 3 | 0 | W, 40-39 |
| 49. | 9/15/02 | Jacksonville | Mark Brunell | 36 | 25 | 320 | 79t | 2 | 0 | L, 16-23 |
| 50. | 9/22/02 | @ New England | Tom Brady | 54 | 39 | 410 | 38t | 4 | 1 | L, 38-41 OT |
| 51. | 9/29/02 | Miami | Jay Fiedler | 45 | 29 | 310 | 38 | 1 | 4 | W, 48-30 |
| 52. | 10/13/02 | @ San Diego | Drew Brees | 41 | 28 | 319 | 29 | 2 | 2 | L, 34-35 |
| 53. | 10/20/02 | Denver | Brian Griese | 50 | 30 | 376 | 82t | 2 | 0 | L, 34-37 OT |
| 54. | 10/27/02 | Oakland | Rich Gannon | 55 | 35 | 334 | 25 | 1 | 1 | W, 20-10 |
| 55. | 11/24/02 | @ Seattle | Matt Hasselbeck | 36 | 25 | 362 | 44 | 3 | 0 | L, 32-39 |
| 56. | 9/14/03 | Pittsburgh | Tommy Maddox | 47 | 28 | 336 | 50 | 1 | 3 | W, 41-20 |
| 57. | 10/31/04 | Indianapolis | Peyton Manning | 44 | 25 | 472 | 56t | 5 | 1 | W, 45-35 |
| 58. | 11/22/04 | New England | Tom Brady | 26 | 17 | 315 | 48 | 1 | 0 | L, 19-27 |
| 59. | 11/28/04 | San Diego | Drew Brees | 37 | 28 | 378 | 65 | 2 | 0 | L, 31-34 |
| 60. | 12/5/04 | @ Oakland | Kerry Collins | 41 | 27 | 343 | 51t | 3 | 0 | W, 34-27 |
| 61. | 12/13/04 | @ Tennessee | Billy Volek | 43 | 29 | 426 | 42t | 4 | 0 | W, 49-38 |
| 62. | 10/2/05 | Philadelphia | Donovan McNabb | 48 | 33 | 369 | 34 | 3 | 1 | L, 31-37 |
| 63. | 10/16/05 | Washington | Mark Brunell | 41 | 25 | 331 | 78t | 3 | 0 | W, 28-21 |
| 64. | 10/30/05 | @ San Diego | Drew Brees | 43 | 25 | 324 | 35t | 3 | 1 | L, 20-28 |
| 65. | 12/11/05 | @ Dallas | Drew Bledsoe | 34 | 22 | 332 | 71t | 3 | 0 | L, 28-31 |
| 66. | 11/5/06 | @ St. Louis | Marc Bulger | 42 | 31 | 354 | 33 | 1 | 0 | W, 31-17 |
| 67. | 10/14/07 | Cincinnati | Carson Palmer | 43 | 26 | 320 | 42t | 2 | 2 | W, 27-20 |
| 68. | 11/4/07 | Green Bay | Brett Favre | 34 | 24 | 360 | 60t | 2 | 2 | L, 22-33 |
| 69. | 9/28/08 | Denver | Jay Cutler | 49 | 29 | 361 | 40 | 1 | 2 | W, 33-19 |
| 70. | 11/2/08 | Tampa Bay | Jeff Garcia | 43 | 31 | 339 | 29 | 1 | 1 | L, 27-30 OT |
| 71. | 11/9/08 | @ San Diego | Philip Rivers | 36 | 27 | 316 | 31 | 2 | 2 | L, 19-20 |
| 72. | 12/14/08 | San Diego | Philip Rivers | 48 | 34 | 346 | 42 | 2 | 1 | L, 21-22 |
| 73. | 9/13/09 | @ Baltimore | Joe Flacco | 43 | 26 | 307 | 31 | 3 | 1 | L, 24-38 |
| 74. | 9/27/09 | @ Philadelphia | Kevin Kolb | 34 | 24 | 327 | 64 | 2 | 0 | L, 14-34 |
| 75. | 10/11/09 | Dallas | Tony Romo | 34 | 20 | 351 | 60 | 2 | 0 | L, 20-26 OT |
| 76. | 11/22/09 | Pittsburgh | Ben Roethlisberger | 42 | 32 | 398 | 41 | 2 | 2 | W, 27-24 OT |

| | | | | | | | | | | |
|------|----------|-----------------|--------------------|----|----|-----|-----|---|---|-------------|
| 77. | 11/29/09 | @ San Diego | Philip Rivers | 28 | 21 | 317 | 53 | 2 | 0 | L, 14-43 |
| 78. | 1/3/10 | @ Denver | Kyle Orton | 56 | 32 | 431 | 44 | 1 | 3 | W, 44-24 |
| 79. | 10/17/10 | @ Houston | Matt Shaub | 33 | 25 | 305 | 44 | 2 | 0 | L, 31-35 |
| 80. | 10/31/11 | San Diego | Philip Rivers | 41 | 26 | 369 | 39 | 0 | 2 | W, 23-20 OT |
| 81. | 10/14/12 | @ Tampa Bay | Josh Freeman | 26 | 15 | 328 | 62t | 3 | 1 | L, 10-28 |
| 82. | 12/30/12 | @ Denver | Peyton Manning | 29 | 23 | 304 | 36t | 3 | 0 | L, 3-38 |
| 83. | 11/17/13 | @ Denver | Peyton Manning | 40 | 24 | 323 | 70 | 1 | 0 | L, 17-27 |
| 84. | 11/24/13 | San Diego | Philip Rivers | 39 | 27 | 392 | 60 | 3 | 0 | L, 38-41 |
| 85. | 12/1/13 | Denver | Peyton Manning | 35 | 22 | 403 | 77 | 5 | 2 | L, 28-35 |
| 86. | 9/28/15 | @ Green Bay | Aaron Rodgers | 35 | 24 | 333 | 52 | 5 | 0 | L, 28-38 |
| 87. | 10/4/15 | @ Cincinnati | Andy Dalton | 24 | 17 | 321 | 55 | 1 | 0 | L, 21-36 |
| 88. | 1/16/16 | @ New England | Tom Brady | 42 | 28 | 302 | 42 | 2 | 0 | L, 20-27 |
| 89. | 10/2/16 | @ Pittsburgh | Ben Roethlisberger | 27 | 22 | 300 | 47 | 5 | 0 | L, 14-43 |
| 90. | 10/23/16 | New Orleans | Drew Brees | 48 | 37 | 367 | 30 | 3 | 1 | W, 27-21 |
| 91. | 11/20/16 | Tampa Bay | Jameis Winston | 39 | 24 | 331 | 21 | 1 | 0 | L, 17-19 |
| 92. | 11/27/16 | @ Denver | Trevor Semian | 34 | 20 | 368 | 20 | 3 | 0 | W, 30-27 OT |
| 93. | 9/9/18 | @ LA Chargers | Philip Rivers | 51 | 31 | 424 | 30 | 3 | 1 | W, 38-28 |
| 94. | 9/16/18 | @ Pittsburgh | Ben Roethlisberger | 60 | 39 | 452 | 46 | 3 | 0 | W, 42-37 |
| 95. | 10/7/18 | Jacksonville | Blake Bortles | 61 | 33 | 430 | 38 | 1 | 4 | W, 30-14 |
| 96. | 10/14/18 | @ New England | Tom Brady | 35 | 24 | 340 | 42 | 1 | 0 | L, 40-43 |
| 97. | 11/19/18 | @ LA Rams | Jared Goff | 49 | 31 | 413 | 40 | 4 | 0 | L, 54-51 |
| 98. | 12/13/18 | LA Chargers | Philip Rivers | 38 | 26 | 313 | 38 | 2 | 2 | L, 28-29 |
| 99. | 10/27/19 | Green Bay | Aaron Rodgers | 33 | 23 | 305 | 67 | 4 | 0 | L, 24-31 |
| 100. | 11/18/19 | @ LA Chargers | Philip Rivers | 52 | 28 | 353 | 50 | 1 | 4 | W, 24-17 |
| 101. | 9/20/20 | @ LA Chargers | Justin Herbert | 33 | 22 | 311 | 35 | 1 | 1 | W, 23-20 OT |
| 102. | 10/11/20 | Las Vegas | Derek Carr | 31 | 22 | 347 | 72t | 3 | 1 | L, 32-40 |
| 103. | 11/8/20 | Carolina | Teddy Bridgewater | 49 | 36 | 310 | 28 | 2 | 0 | W, 33-31 |
| 104. | 11/29/20 | @ Tampa Bay | Tom Brady | 41 | 27 | 345 | 48 | 3 | 2 | W, 27-24 |
| 105. | 12/13/20 | @ Miami | Tua Tagovailoa | 48 | 28 | 316 | 29t | 2 | 1 | W, 33-27 |
| 106. | 12/27/20 | Atlanta | Matt Ryan | 35 | 27 | 300 | 54 | 2 | 0 | W, 17-14 |
| 107. | 1/3/21 | LA Chargers | Justin Herbert | 31 | 22 | 302 | 48t | 3 | 0 | L, 21-38 |
| 108. | 9/12/21 | Cleveland | Baker Mayfield | 28 | 21 | 321 | 45 | 0 | 1 | W, 33-29 |
| 109. | 10/3/21 | @ Philadelphia | Jalen Hurts | 48 | 32 | 387 | 37 | 2 | 0 | W, 42-30 |
| 110. | 10/10/21 | Buffalo | Josh Allen | 26 | 15 | 315 | 61 | 3 | 0 | L, 20-38 |
| 111. | 1/22/22 | @ Cincinnati | Joe Burrow | 39 | 30 | 446 | 72t | 4 | 0 | L, 31-34 |
| 112. | 9/15/22 | LA Chargers | Justin Herbert | 48 | 33 | 334 | 39 | 3 | 1 | W, 27-24 |
| 113. | 10/2/22 | @ Tampa Bay | Tom Brady | 52 | 39 | 385 | 30 | 3 | 0 | W, 41-31 |
| 114. | 10/16/22 | Buffalo | Josh Allen | 40 | 27 | 329 | 34t | 3 | 0 | L, 20-24 |
| 115. | 10/23/22 | @ San Francisco | Jimmy Garoppolo | 37 | 25 | 303 | 34 | 2 | 1 | W, 44-23 |

Note: The Chiefs are 50-64-1 (.439) in games when allowing a 300-yard passer.

Career 300-Yard Passing Games

| Player | 300-Yard Games |
|--------------------|----------------|
| 1. Philip Rivers | 7 |
| 2. Tom Brady | 6 |
| 3. John Elway | 5 |
| 4t. Drew Brees | 4 |
| Peyton Manning | 4 |
| 6t. Rich Gannon | 3 |
| Jim Plunkett | 3 |
| Justin Herberg | 3 |
| 9t. Drew Bledsoe | 2 |
| Mark Brunell | 2 |
| Kerry Collins | 2 |
| Brett Favre | 2 |
| Jack Kemp | 2 |
| Joe Namath | 2 |
| Babe Parilli | 2 |
| Ben Roethlisberger | 2 |
| Aaron Rodgers | 2 |
| Josh Allen | 2 |

ALL-TIME MISCELLANEOUS SCORES

All-Time Defensive Scores

| Date | Opponent | Defensive Score | Result |
|----------|-----------------|----------------------------------------|----------|
| 10/9/60 | Oakland | David Webster, 80-yard INT return | L, 19-20 |
| 11/6/60 | @ Buffalo | David Webster, 14-yard fumble return | W, 45-28 |
| | | Don Flynn, 25-yard INT return | |
| 11/30/60 | Denver | David Webster, 39-yard INT return | W, 34-7 |
| 12/11/60 | Boston | Duane Wood, 66-yard INT return | W, 34-0 |
| 12/10/61 | Denver | Sherrill Headrick, 31-yard INT return | W, 49-21 |
| 12/17/61 | New York Titans | Sherrill Headrick, 56-yard INT return* | W, 35-24 |

*(20 yards by Doyle Nix who lateralled to Headrick for 56 yards)

SUPERLATIVES

| | | | | | | | |
|----------|---------------------|------------------------------------------------------------------------|----------|----------|-----------------------|--------------------------------------------------------------------|-------------|
| 9/7/63 | @ Denver | Sherrill Headrick, 38-yard INT return | W, 59-7 | 11/6/88 | @ Denver | Safety, Dino Hackett tackled Tony Dorsett | L, 11-17 |
| 9/22/63 | @ Buffalo | Safety, Willie West tackled in end zone | T, 27-27 | 10/29/89 | @ Pittsburgh | Bill Maas, 4-yard fumble return | L, 17-23 |
| 12/22/63 | New York Jets | Jerry Mays, 58-yard fumble return | W, 48-0 | 11/19/89 | @ Cleveland | Neil Smith, 3-yard fumble return | T, 10-10 |
| 10/4/64 | Houston | Bobby Hunt, 29-yard INT return | W, 28-7 | 9/23/90 | @ Green Bay | Stan Petry, 33-yard INT return | W, 17-3 |
| 10/18/64 | Buffalo | Bobby Bell, 20-yard fumble return | L, 22-35 | 10/14/90 | Detroit | Safety, Bill Maas tackled Bob Gagliano | W, 43-24 |
| 11/15/64 | San Diego | Abner Haynes, fumble recovery in end zone | L, 14-28 | 11/11/90 | Seattle | Dan Saleaumua fumble recovery in end zone | L, 17-16 |
| 10/3/65 | Boston | Bobby Bell, 38-yard INT return | W, 27-17 | 10/31/91 | Miami | Chris Martin, 100-yard fumble return | W, 42-7 |
| 9/25/66 | @ Boston | Willie Mitchell, 37-yard INT return | W, 43-24 | 11/10/91 | @ Los Angeles Rams | Derrick Thomas, 23-yard fumble return | W, 27-20 |
| 10/16/66 | Oakland | Johnny Robinson, 28-yard INT return | W, 43-24 | 11/24/91 | @ Cleveland | Safety, Dan Saleaumua tackled Bernie Kozar | L, 15-20 |
| 10/30/66 | Houston | Bobby Bell, 7-yard fumble return | L, 13-34 | 9/6/92 | @ San Diego | Kevin Ross, 99-yard INT return | W, 24-10 |
| 9/9/67 | @ Houston | Willie Mitchell, 60-yard INT return* | W, 48-23 | 9/13/92 | Seattle | Lonnie Marts, 36-yard INT return | W, 26-7 |
| 11/5/67 | New York Jets | *(18 yards by Johnny Robinson who lateralled to Mitchell for 60 yards) | | 9/28/92 | Los Angeles Raiders | Charles Mincy, 25-yard INT return | W, 27-7 |
| 11/12/67 | @ Boston | Bobby Bell, 32-yard INT return | W, 25-20 | 11/22/92 | @ Seattle | Neil Smith, 22-yard INT return | W, 24-14 |
| 11/23/67 | Oakland | Willie Mitchell, 27-yard INT return | W, 42-18 | 12/13/92 | New England | Charles Mincy, 30-yard fumble return | W, 27-20 |
| 12/10/67 | @ New York Jets | Emmitt Thomas, 57-yard INT return | W, 23-10 | 12/27/92 | Denver | Charles Mincy, 32-yard INT return* | W, 42-20 |
| 9/28/68 | @ Miami | Safety, Holding in end zone | L, 22-44 | | | *(0 yards by Bennie Thompson who lateralled to Mincy for 32 yards) | |
| 12/8/68 | @ San Diego | Fred Williamson, 77-yard INT return | W, 21-7 | 11/8/93 | Green Bay | Dale Carter, 36-yard INT return | W, 23-16 |
| 10/5/69 | @ Denver | Jim Lynch, 22-yard INT return | W, 48-3 | 12/5/93 | @ Seattle | Derrick Thomas, 23-yard fumble return | W, 27-20 |
| 10/26/69 | Cincinnati | Willie Lanier, 75-yard INT return | W, 40-3 | 9/11/94 | San Francisco | Derrick Thomas, 86-yard fumble return | W, 31-16 |
| 11/27/69 | Denver | Safety, Buck Buchanan tackled Jon Brittenum | | 12/24/94 | @ Los Angeles Raiders | Safety, Derrick Thomas tackled Steve Young | W, 24-17 |
| 9/28/70 | @ Baltimore | Jim Kearney, 60-yard INT return | W, 26-13 | | | Mark Collins, 78-yard INT return | W, 19-9 |
| 11/8/70 | Houston | Goldie Sellers, 19-yard fumble return | W, 42-22 | 9/17/95 | Oakland | Safety, team (penalty in end zone) | |
| 10/3/71 | @ Denver | Emmitt Thomas, 45-yard INT return | W, 31-17 | 11/19/95 | Houston | James Hasty, 64-yard INT return | W, 23-17 OT |
| 10/18/71 | Pittsburgh | Johnny Robinson, 46-yard fumble return | W, 44-24 | 12/3/95 | @ Oakland | Mark Collins, 34-yard fumble return | W, 20-13 |
| 12/19/71 | Buffalo | Bobby Bell, 45-yard INT return | W, 24-9 | 12/17/95 | Denver | Brian Washington, 74-yard INT return | W, 29-23 |
| 10/1/72 | @ Denver | Aaron Brown, 68-yard INT return | W, 16-3 | 9/8/96 | Oakland | Vaughn Booker, 14-yard fumble return | W, 20-17 |
| 11/12/72 | @ Pittsburgh | Emmitt Thomas, 32-yard INT return | W, 38-16 | | | James Hasty, 80-yard fumble return | W, 19-3 |
| 12/3/72 | Denver | Bobby Bell, 26-yard INT return | W, 22-9 | 9/8/97 | @ Oakland | Safety, Dan Saleaumua tackled Barrett Robbins | |
| 9/30/73 | Oakland | Jim Kearney, 43-yard INT return | W, 45-24 | 9/21/97 | @ Carolina | Darren Anderson, 55-yard INT return | W, 28-27 |
| 11/18/73 | Houston | Jim Kearney, 32-yard INT return | L, 7-16 | 11/30/97 | San Francisco | Mark McMillian, 62-yard INT return | W, 35-14 |
| 9/15/74 | New York Jets | Jim Kearney, 65-yard INT return | L, 7-16 | | | Mark McMillian, 12-yard INT return | W, 44-9 |
| 9/22/74 | @ Oakland | Jim Kearney, 29-yard INT return | W, 24-21 | 12/14/97 | @ San Diego | Safety, Joe Phillips tackled Terry Kirby | |
| 10/6/74 | Denver | Bobby Bell, 61-yard INT return | W, 16-3 | | | Mark McMillian, 87-yard INT return | W, 29-7 |
| 11/18/74 | @ Denver | Willie Lanier, 17-yard INT return | W, 16-3 | 9/6/98 | Oakland | Safety, Derrick Thomas sacked Todd Philcox | W, 28-8 |
| 12/4/74 | Minnesota | John Lohmeyer, 19-yard fumble return | W, 38-14 | | | Safety, Derrick Thomas sacked Jeff George | |
| 11/10/75 | @ Dallas | Emmitt Thomas, 38-yard INT return | W, 24-16 | 12/26/98 | @ Oakland | Derrick Thomas, 44-yard fumble return | W, 31-24 |
| 10/31/76 | @ Tampa Bay | Marvin Upshaw, 52-yard INT return | L, 7-27 | 9/12/99 | @ Chicago | Donnie Edwards, 79-yard fumble return | L, 17-20 |
| 10/23/77 | @ San Diego | Wilbur Young, 52-yard INT return | L, 14-17 | 10/21/99 | @ Baltimore | Reggie Tongue, 46-yard INT return | W, 35-8 |
| 11/27/77 | @ Houston | Bobby Bell, 28-yard INT return | L, 14-17 | | | James Hasty, 56-yard INT return | |
| 12/11/77 | Seattle | Safety, Willie Lanier tackled Otis Armstrong | W, 42-34 | 10/31/99 | San Diego | Reggie Tongue, 7-yard fumble return | W, 34-0 |
| 12/18/77 | @ Oakland | Emmitt Thomas, 73-yard INT return | L, 15-35 | 11/28/99 | @ Oakland | Cris Dishman, 47-yard INT return | W, 37-34 |
| 9/23/79 | Oakland | John Matuszak, fumble recovery in end zone | W, 35-31 | 12/12/99 | Minnesota | Cris Dishman, 40-yard fumble return | |
| 10/5/80 | @ Oakland | Safety, John Lohmeyer tackled Steve Spurrier | W, 28-19 | 12/18/99 | Pittsburgh | Eric Hicks, 44-yard fumble return | W, 31-28 |
| 10/12/80 | Houston | Tim Gray, 15-yard fumble return | W, 21-16 | 1/2/00 | Oakland | Donnie Edwards, 28-yard INT return | W, 35-19 |
| 11/9/80 | @ Seattle | Willie Lee, 10-yard fumble return | L, 20-34 | 9/10/00 | @ Tennessee | James Hasty, 34-yard INT return | L, 38-41 OT |
| 12/7/80 | Denver | Gary Barbaro, 102-yard INT return | L, 31-34 | 11/26/00 | @ San Diego | Donnie Edwards, 42-yard INT return | L, 14-17 OT |
| 9/6/81 | @ Pittsburgh | Tim Gray, 14-yard fumble return | L, 20-21 | 9/9/01 | Oakland | Marcus Patton, 24-yard INT return | L, 16-17 |
| 10/18/81 | Denver | Tim Collier, 100-yard INT return | W, 35-7 | 12/8/02 | St. Louis | Eric Warfield, 51-yard INT return | L, 24-27 |
| 10/25/81 | @ Oakland | Gary Barbaro, 70-yard INT return | W, 35-7 | 9/14/03 | Pittsburgh | Duane Clemons, 42-yard fumble return | W, 49-10 |
| 11/22/81 | Seattle | Gary Spani, 16-yard fumble return | W, 31-17 | 9/21/03 | @ Houston | Jerome Woods, 46-yard INT return | W, 41-20 |
| 12/19/82 | @ Denver | Whitney Paul, 32-yard fumble return | W, 21-20 | 10/12/03 | @ Green Bay | Shaunard Harts, 39-yard INT return | W, 42-14 |
| 1/2/83 | New York Jets | Gary Spani, 47-yard INT return | W, 21-20 | 9/19/04 | Carolina | Jerome Woods, 79-yard INT return | W, 40-34 OT |
| 10/2/83 | St. Louis | Frank Manumaleuga, 22-yard INT return | W, 31-20 | 12/13/04 | @ Tennessee | Eric Warfield, 43-yard INT return | L, 17-28 |
| 10/16/83 | New York Giants | Thomas Howard, 3-yard fumble return | W, 31-14 | 10/16/05 | Washington | Kawika Mitchell, 39-yard fumble return | W, 49-38 |
| 12/18/83 | Denver | Thomas Howard, 65-yard fumble return | W, 37-33 | 11/20/05 | @ Houston | Sammy Knight, 80-yard fumble return | W, 28-21 |
| 9/16/84 | Los Angeles Raiders | Whitney Paul, 47-yard fumble return | W, 28-14 | 9/30/07 | @ San Diego | Eric Warfield, 57-yard INT return | W, 45-17 |
| 12/9/84 | Seattle | Gary Spani, 91-yard fumble return | W, 28-17 | | | Tyron Brackenridge, 50-yard fumble return | W, 30-16 |
| 9/12/85 | Los Angeles Raiders | Lloyd Burruss, 46-yard INT return | W, 40-13 | 10/26/08 | @ New York Jets | Brandon Flowers, 91-yard INT return | L, 24-28 |
| 11/10/85 | Pittsburgh | Eric Harris, 56-yard INT return | W, 37-16 | 12/7/08 | @ Denver | Maurice Leggett, 27-yard INT return | L, 17-24 |
| 9/21/86 | Houston | Gary Barbaro, 43-yard INT return | W, 37-13 | 10/18/09 | @ Washington | Safety, Tamba Hali sacked Todd Collins | W, 14-6 |
| 10/19/86 | San Diego | Gary Green, 42-yard INT return* | W, 37-13 | 1/3/10 | @ Denver | Derrick Johnson, 45-yard INT return | W, 44-24 |
| 12/7/86 | Denver | *(5 yards by Thomas Howard who lateralled to Green for 42 yards) | | | | Derrick Johnson, 60-yard INT return | |
| 11/8/87 | Pittsburgh | Charles Jackson, 37-yard fumble recovery | W, 38-14 | 9/19/10 | @ Cleveland | Brandon Flowers, 33-yard INT return | W, 16-14 |
| | | Durwood Roquemore, 42-yard INT return | W, 38-17 | 10/24/10 | Jacksonville | Derrick Johnson, 15-yard INT return | W, 42-20 |
| | | Lucious Smith, 58-yard INT return | W, 48-17 | 12/26/10 | Tennessee | Eric Berry, 54-yard INT return | W, 34-14 |
| | | Kevin Ross, 71-yard INT return | L, 20-22 | 10/23/11 | @ Oakland | Kendrick Lewis, 59-yard INT return | W, 28-0 |
| | | Scott Radecic, 19-yard INT return | W, 34-7 | | | Brandon Flowers, 58-yard INT return | |
| | | Albert Lewis, fumble recovery in end zone | W, 36-20 | 9/23/12 | @ New Orleans | Safety, Justin Houston sacked Drew Brees | W, 27-24 OT |
| | | | | | | | |
| | | Deron Cherry, 47-yard INT return | L, 28-36 | 9/8/13 | @ Jacksonville | Tamba Hali, 10-yard INT return | W, 28-2 |
| | | Greg Hill, 26-yard INT return | W, 27-13 | 9/19/13 | @ Philadelphia | Eric Berry, 38-yard INT return | W, 26-16 |
| | | Lloyd Burruss, 56-yard INT return | W, 42-41 | 10/13/13 | Oakland | Husain Abdullah, 44-yard INT return | W, 24-7 |
| | | Lloyd Burruss, 47-yard INT return | W, 42-41 | 11/3/13 | @ Buffalo | Tamba Hali, 11-yard fumble return | W, 23-13 |
| | | Lloyd Burruss, 72-yard INT return | W, 37-10 | | | Sean Smith, 100-yard INT return | |
| | | Bill Maas, 6-yard fumble return | L, 16-17 | | | | |

SUPERLATIVES

| | | |
|-----------------------------|--------------------------------------------------------------|-----------------|
| 12/15/13 @ Oakland | Eric Berry, 47-yard INT return | W, 56-31 |
| 9/29/14 New England | Husain Abdullah, 30-yard INT return | W, 41-14 |
| 9/17/15 Broncos | Marcus Peters, 55-yard INT return | L, 31-24 |
| 10/11/15 Chicago | Ramik Wilson, 0-yard opponent fumble return | L, 18-17 |
| 11/22/15 @ San Diego | Justin Houston, 17-yard INT return | W, 33-3 |
| 12/6/15 @ Oakland | Tyvon Branch, 38-yard INT return | W, 34-20 |
| 12/20/15 @ Baltimore | Tyvon Branch, 73-yard fumble return | W, 34-14 |
| | Marcus Peters, 90-yard INT return | |
| 1/3/16 Oakland | D.J. Alexander, safety | W, 23-17 |
| 9/25/16 New York Jets | Derrick Johnson, 55-yard INT return | W, 24-3 |
| 10/23/16 New Orleans | Daniel Sorensen, 48-yard INT return | W, 27-21 |
| 11/13/16 @ Carolina | Eric Berry, 42-yard INT return | W, 20-17 |
| 11/27/16 @ Denver | Safety, R.Okung recovered fumble, gave himself up in endzone | W, 30-27 OT |
| 12/4/16 @ Atlanta | Eric Berry, 37-yard INT return | W, 29-27 |
| 10/2/17 Washington | Justin Houston, 13-yard fumble return | W, 29-20 |
| 10/30/17 Denver | Marcus Peters, 45-yard fumble return | W, 29-19 |
| 10/7/18 Jacksonville | Chris Jones, 20-yard INT return | W, 30-14 |
| 10/21/18 Cincinnati | Ron Parker, 33-yard INT return | W, 45-10 |
| 11/19/18 @ LA Rams | Allen Bailey, 2-yard fumble return | L, 54-51 |
| 12/30/18 Oakland | Daniel Sorensen, 54-yard INT return | W, 35-3 |
| 9/29/19 @ Detroit | Bashaud Breeland, 100-yard fumble return | W, 34-30 |
| 10/17/19 @ Denver | Reggie Ragland, 5-yard fumble return | W, 30-6 |
| 12/1/19 Oakland | Juan Thornhill, 46-yard INT return | W, 40-9 |
| 10/5/20 New England | Tyrann Mathieu, 25-yard INT return | W, 26-10 |
| 10/25/20 @ Denver | Daniel Sorensen, 50-yard INT return | W, 43-16 |
| 12/13/20 @ Miami | Safety, Chris Jones sacked Tua Tagovailoa | W, 33-27 |
| 9/19/21 @ Baltimore | Tyrann Mathieu, 34-yard INT return | L, 35-36 |
| 12/5/21 Denver | Daniel Sorensen, 75-yard INT return | W, 22-9 |
| 12/12/21 Las Vegas | Mike Hughes, 23-yard fumble return | W, 48-9 |
| 1/8/22 @ Denver | Nick Bolton, 86-yard fumble return | W, 28-24 |
| 9/15/22 LA Chargers | Jaylen Watson, 99-yard INT return | W, 27-24 |
| 10/23/22 @ San Francisco | Safety, Frank Clark sacked Jimmy Garoppolo | W, 44-23 |
| 12/11/22 @ Denver | Willie Gay, 47-yard INT return | W, 34-28 |

Notes: The Chiefs are 130-31-2 (.804) in games when producing a defensive score (TD or safety).

The Chiefs are 119-28-1 (.807) in games with a def. TD and 16-3-1 (.825) in games with a def. safety.

All-Time Special Teams Scores

| Date | Opponent | Special Teams Score | Result |
|----------|---------------|-----------------------------------------------------|----------|
| 12/11/60 | Boston | Johnny Robinson, 62-yard punt return | W, 34-0 |
| 10/15/61 | @ Buffalo | Abner Haynes, 88-yard kickoff return | L, 24-27 |
| 9/7/63 | @ Denver | Dave Grayson, 99-yard kickoff return | W, 59-7 |
| 12/8/63 | Denver | Duane Wood, 18-yard blocked punt return | W, 52-21 |
| 12/19/65 | Denver | Willie Mitchell, 71-yard punt return | W, 45-35 |
| 9/11/66 | @ Buffalo | Mike Garrett, 79-yard punt return | W, 42-20 |
| 11/20/66 | Boston | Frank Pitts, 21-yard blocked punt return | T, 27-27 |
| 12/17/67 | @ Denver | Noland Smith, 106-yard kickoff return | W, 38-24 |
| 9/15/68 | New York Jets | Noland Smith, 80-yard punt return | L, 19-20 |
| 11/17/68 | Boston | Goldie Sellers, 76-yard punt return | W, 31-17 |
| 9/28/69 | @ Cincinnati | Goldie Sellers, 20-yard return on fumbled kickoff | L, 19-24 |
| 10/12/69 | Houston | George Daney, 5-yard return on fumbled punt attempt | W, 24-0 |
| 11/27/69 | Denver | Bobby Bell, 53-yard kickoff return | W, 31-17 |
| 12/17/78 | @ Seattle | Safety, Ed Beckman forces Herman Weaver out of EZ | L, 19-23 |
| 9/16/79 | @ Houston | J.T. Smith, 55-yard punt return | L, 6-20 |
| 9/23/79 | Oakland | J.T. Smith, 88-yard punt return | W, 35-7 |
| 11/23/80 | @ St. Louis | J.T. Smith, 75-yard punt return | W, 21-13 |
| 12/21/80 | @ Baltimore | J.T. Smith, 53-yard punt return | W, 38-28 |
| 9/19/82 | San Diego | Dave Klug, blocked punt recovery in end zone | W, 19-12 |
| 9/7/86 | Cincinnati | Deron Cherry, blocked punt recovery in end zone | W, 24-14 |
| 10/19/86 | San Diego | Kevin Ross, 21-yard return on fumbled kickoff | W, 42-41 |
| 12/21/86 | @ Pittsburgh | Deron Cherry, blocked punt recovery in end zone | W, 24-19 |
| | | Boyce Green, 97-yard kickoff return | |
| | | Lloyd Burruss, 78-yard blocked field goal return | |
| 9/13/87 | San Diego | Paul Palmer, 95-yard kickoff return | W, 20-13 |

| | | | |
|-----------|-----------------------|-----------------------------------------------------------|-------------|
| *10/4/87 | @ Los Angeles Raiders | Bob Harris, 23-yard blocked punt return | L, 17-35 |
| *10/18/87 | Denver | Jitter Fields, 85-yard punt return | L, 17-26 |
| 12/6/87 | @ Cincinnati | Kevin Ross, 65-yard blocked field goal return | L, 27-30 OT |
| 12/27/87 | Seattle | Paul Palmer, 92-yard kickoff return | W, 41-20 |
| 11/13/88 | Cincinnati | Safety, Albert Lewis, blocked punt out of end zone | W, 31-28 |
| 10/22/89 | Dallas | Safety, Rob McGovern, blocked punt out of end zone | W, 36-28 |
| 11/26/89 | Houston | Jayce Pearson, 1-yard blocked punt return | W, 34-0 |
| 9/30/90 | Cleveland | Chris Martin, 19-yard blocked punt return | W, 34-0 |
| | | Kevin Ross, 13-yard blocked punt return | |
| 9/6/92 | @ San Diego | Dale Carter, 46-yard punt return | W, 24-10 |
| 11/22/92 | @ Seattle | Dale Carter, 86-yard punt return | W, 24-14 |
| 12/19/92 | @ New York Giants | Tracy Rogers, blocked punt recovery in end zone | L, 21-35 |
| 1/2/94 | Seattle | Albert Lewis, blocked punt recovery in end zone | W, 34-24 |
| 12/12/94 | @ Miami | Jon Vaughn, 91-yard kickoff return | L, 28-45 |
| 9/3/95 | @ Seattle | Tamarick Vanover, 99-yard kickoff return | W, 34-10 |
| 10/9/95 | San Diego | Tamarick Vanover, 86-yard punt return | W, 29-23 OT |
| 12/24/95 | Seattle | Tamarick Vanover, 89-yard kickoff return | W, 26-3 |
| 10/27/96 | @ Denver | Tamarick Vanover 97-yard kickoff return | L, 7-34 |
| 9/14/97 | Buffalo | Tamarick Vanover, 94-yard kickoff return | W, 22-16 |
| 11/23/97 | @ Seattle | Safety, Team blocked punt out of end zone | W, 19-14 |
| 12/21/97 | New Orleans | Tamarick Vanover, 82-yard punt return | W, 25-13 |
| 12/5/99 | @ Denver | Tamarick Vanover, 80-yard punt return | W, 16-10 |
| 1/2/00 | Oakland | Tamarick Vanover, 84-yard punt return | L, 38-41 OT |
| 10/22/00 | St. Louis | Michael Cloud, 6-yard blocked punt return | W, 54-34 |
| 10/14/01 | Pittsburgh | Safety, Mikhael Ricks blocked punt out of end zone | L, 17-20 |
| 12/1/02 | Arizona | Dante Hall, 90-yard punt return | W, 49-0 |
| 12/8/02 | St. Louis | Dante Hall, 88-yard kickoff return | W, 49-10 |
| | | Dante Hall, 86-yard punt return | |
| 9/14/03 | Pittsburgh | Dante Hall, 100-yard kickoff return | W, 41-20 |
| 9/21/03 | @ Houston | Dante Hall, 73-yard punt return | W, 42-14 |
| 9/28/03 | @ Baltimore | Dante Hall, 97-yard kickoff return | W, 17-10 |
| 10/5/03 | Denver | Dante Hall, 93-yard punt return | W, 24-23 |
| 11/28/04 | San Diego | Dante Hall, 96-yard kickoff return | L, 31-34 |
| 12/19/04 | Denver | Dante Hall, 97-yard kickoff return | W, 45-17 |
| 10/2/05 | Philadelphia | Dante Hall, 96-yard kickoff return | L, 31-37 |
| 10/1/06 | San Francisco | Dante Hall, 60-yard punt return | W, 41-0 |
| 12/31/06 | Jacksonville | Bernard Pollard, blocked punt recovery in end zone | W, 35-30 |
| 11/11/07 | Denver | Safety, Bernard Pollard, blocked punt out of end zone | L, 11-27 |
| 11/30/08 | @ Oakland | Maurice Leggett, 67-yard fumble return on fake field goal | W, 20-13 |
| 9/13/09 | @ Baltimore | Jon McGraw, blocked punt recovery in end zone | L, 24-38 |
| 11/22/09 | Pittsburgh | Jamaal Charles, 97-yard kickoff return | W, 27-24 OT |
| 12/20/09 | Cleveland | Andy Studebaker, fumbled punt snap recovery in end zone | L, 34-41 |
| 9/13/10 | San Diego | Dexter McCluster, 84-yard punt return | W, 21-14 |
| 10/14/12 | @ Tampa Bay | Edgar Jones, 11-yard fumble return after blocked punt | L, 10-38 |
| 9/29/13 | N.Y. Giants | Dexter McCluster, 94-yard punt return | W, 21-14 |
| 10/6/13 | @ Tennessee | Marcus Cooper, fumble recovery in end zone after punt | W, 45-10 |
| 12/1/13 | Denver | Knile Davis, 108-yard kickoff return | L, 28-35 |
| 12/8/13 | @ Washington | Dexter McCluster, 74-yard punt return | W, 45-10 |
| | | Quintin Demps, 95-yard kickoff return | |
| 10/26/14 | St. Louis | Knile Davis, 99-yard kickoff return | W, 34-7 |
| 12/14/14 | Oakland | De'Anthony Thomas, 81-yard punt return | W 31-13 |
| 1/9/16 | @ Houston | Knile Davis, 106-yard kick return | W, 30-0 |
| 9/25/16 | New York Jets | Demetrius Harris, 27-yard fumble recovery | W, 24-3 |

SUPERLATIVES

| | | | |
|----------|---------------|-----------------------------------------|-------------|
| 11/27/16 | Denver | Tyreek Hill, 86-yard kickoff return | W, 30-27 OT |
| 12/8/16 | Oakland | Tyreek Hill, 78-yard punt return | W, 21-13 |
| 1/1/17 | @ San Diego | Tyreek Hill, 95-yard punt return | W, 37-27 |
| 10/8/17 | @ Houston | Tyreek Hill, 82-yard punt return | W, 42-34 |
| 9/9/18 | @ LA Chargers | Tyreek Hill, 91-yard punt return | W, 38-28 |
| 12/29/19 | LA Chargers | Mecole Hardman, 104-yard kickoff return | W, 31-21 |
| 10/25/20 | @ Denver | Byron Pringle, 102-yard kickoff return | W, 43-16 |
| 12/13/20 | @ Miami | Mecole Hardman, 67-yard punt return | W, 33-27 |

*Replacement Game

Notes: The Chiefs are 60-20-1 (.747) in games when producing a special teams score (TD or safety), 57-17-1 (.767) with a special teams touchdown and 3-3-0 (.500) with a special teams safety.

All-Time Shutouts

| Date | Opponent | Score |
|----------|----------------------|-------|
| 9/25/60 | Los Angeles Chargers | 17-0 |
| 12/4/60 | Houston | 24-0 |
| 12/11/60 | Boston | 34-0 |
| 12/22/63 | New York Jets | 48-0 |
| 9/24/67 | @ Miami | 24-0 |
| 10/8/67 | Miami | 41-0 |
| 9/21/69 | @ Boston | 31-0 |
| 10/12/69 | Houston | 24-0 |
| 12/6/70 | Denver | 16-0 |
| 11/4/73 | @ San Diego | 19-0 |
| 11/26/78 | San Diego | 23-0 |
| 9/2/79 | Baltimore | 14-0 |
| 10/11/81 | Oakland | 27-0 |
| 11/26/89 | Houston | 34-0 |
| 9/30/90 | Cleveland | 34-0 |
| 12/7/97 | Oakland | 30-0 |
| 10/31/99 | San Diego | 34-0 |
| 12/1/02 | Arizona | 49-0 |
| 10/1/06 | San Francisco | 41-0 |
| 10/23/11 | @ Oakland | 28-0 |

All-Time Opponent Shutouts

| Date | Opponent | Score |
|-----------|--------------------|-------|
| 12/1/63 | @ New York Jets | 0-17 |
| 11/17/76 | Pittsburgh | 0-45 |
| 12/16/79 | @ Tampa Bay | 0-3 |
| 9/23/84 | @ Denver | 0-21 |
| 11/4/84 | @ Seattle | 0-45 |
| 9/22/85 | @ Miami | 0-31 |
| 10/20/85 | @ Los Angeles Rams | 0-16 |
| *10/11/87 | @ Miami | 0-42 |
| 9/12/93 | @ Houston | 0-30 |
| 9/25/94 | Los Angeles Rams | 0-16 |
| 12/28/02 | @ Oakland | 0-24 |
| 10/5/08 | @ Carolina | 0-34 |
| 12/12/10 | @ San Diego | 0-31 |
| 12/16/12 | @ Oakland | 0-15 |

Notes: The Chiefs have produced 20 all-time shutouts, including 16 at home and nine at Arrowhead Stadium. Kansas City has been shutout at home only twice.

* Replacement Game

All-Time Two-Point Conversions

| Date | Opponent | Two-Point Play | Result |
|----------|-------------------|---------------------------------------|----------|
| 11/24/60 | @ New York Titans | Curley Johnson pass from Hunter Enis | L, 35-41 |
| 9/24/61 | @ Oakland | Jack Spikes run | W, 42-35 |
| 10/1/61 | Houston | Bo Dickinson pass from Randy Duncan | W, 26-21 |
| 11/26/61 | Oakland | Bo Dickinson pass from Randy Duncan | W, 43-11 |
| 9/22/63 | @ Buffalo | Chris Burford pass from Len Dawson | T, 27-27 |
| 12/13/64 | @ San Diego | Curtis McClinton pass from Len Dawson | W, 49-6 |
| 10/24/65 | @ Houston | Jerrel Wilson pass from Len Dawson | L, 36-38 |
| 12/12/65 | @ Buffalo | Reg Carolan pass from Len Dawson | L, 25-34 |
| 9/18/66 | @ Oakland | Fred Arbanas pass from Len Dawson | W, 32-10 |
| 11/13/66 | Miami | Jerrel Wilson pass from Len Dawson | W, 34-16 |
| 9/9/67 | @ Houston | Reg Carolan pass from Len Dawson | W, 25-20 |
| 11/5/67 | New York Jets | Curtis McClinton pass from Len Dawson | W, 42-18 |

| | | | |
|----------|------------------------|--------------------------------------------------------|--------------------|
| 9/11/94 | San Francisco | J.J. Birden pass from Joe Montana | W, 24-17 |
| 10/23/94 | Seattle | Marcus Allen run | W, 38-23 |
| 12/4/94 | Denver | Willie Davis pass from Steve Bono | L, 17-20 OT |
| 10/26/97 | @ St. Louis | Tamarick Vanover pass from Elvis Grbac | W, 28-20 |
| 10/14/01 | Pittsburgh | Tony Gonzalez pass from Trent Green | L, 17-20 |
| 10/25/01 | Indianapolis | Trent Green run | L, 28-35 |
| 1/6/02 | @ Seattle | Eddie Kennison pass from Trent Green | L, 18-21 |
| 11/24/02 | @ Seattle | Trent Green run | L, 32-39 |
| 11/28/04 | San Diego | Eddie Kennison pass from Trent Green | L, 31-34 |
| 10/16/05 | Washington | Marc Boerigter pass from Trent Green | W, 28-21 |
| 10/29/06 | Seattle | Tony Gonzalez pass from Damon Huard | W, 35-28 |
| 11/4/07 | Green Bay | Priest Holmes run | L, 22-33 |
| 9/14/08 | Oakland | Mike Cox pass from Tyler Thigpen | L, 8-23 |
| 11/8/09 | @ Jacksonville | Jamaal Charles pass from Matt Cassel | L, 21-24 |
| 9/28/15 | @ Green Bay | Travis Kelce pass from Alex Smith | L, 38-28 |
| 12/6/15 | @ Oakland | Travis Kelce pass from Alex Smith | W, 34-20 |
| 11/13/16 | @ Carolina | Travis Kelce pass from Alex Smith | W, 20-17 |
| 11/27/16 | @ Denver | Demetrius Harris from Alex Smith | W, 30-27 |
| 12/23/18 | @ Seattle | Patrick Mahomes run | L, 31-38 |
| 12/15/19 | Denver | Sammy Watkins pass from Patrick Mahomes | W, 23-3 |
| 9/20/20 | @ Los Angeles Chargers | Mecole Hardman pass from Patrick Mahomes | W, 23-20 OT |
| 10/11/20 | Las Vegas | Darrel Williams pass from Patrick Mahomes | L, 32-40 |
| 12/20/20 | @ New Orleans | Travis Kelce pass from Patrick Mahomes | W, 32-29 |
| 12/16/21 | @ Los Angeles Chargers | Clyde Edwards-Helaire pass from Patrick Mahomes | W, 34-28 OT |
| 1/8/22 | @ Denver | Patrick Mahomes run | W, 28-24 |
| 9/25/22 | @ Indianapolis | Travis Kelce pass from Patrick Mahomes | L, 17-20 |
| 11/6/22 | Tennessee | Patrick Mahomes run | W, 20-17 OT |

Year-By-Year Two Point Conversions/Attempts

| | |
|------|-----|
| 1960 | 1/2 |
| 1961 | 3/4 |
| 1962 | 0/1 |
| 1963 | 1/2 |
| 1964 | 1/3 |
| 1965 | 3/3 |
| 1966 | 2/3 |
| 1967 | 2/3 |
| 1968 | 0/0 |
| 1969 | 0/2 |
| 1994 | 3/4 |
| 1995 | 0/3 |
| 1996 | 0/1 |
| 1997 | 2/6 |
| 1998 | 0/1 |
| 1999 | 0/2 |
| 2000 | 0/4 |
| 2001 | 3/6 |
| 2002 | 1/3 |
| 2003 | 0/3 |
| 2004 | 1/2 |
| 2005 | 1/1 |
| 2006 | 1/1 |
| 2007 | 1/3 |
| 2008 | 1/4 |
| 2009 | 1/2 |
| 2010 | 0/2 |
| 2011 | 0/0 |
| 2012 | 0/1 |
| 2013 | 0/0 |
| 2014 | 0/1 |
| 2015 | 2/4 |
| 2016 | 2/2 |
| 2017 | 0/2 |
| 2018 | 1/1 |
| 2019 | 1/2 |

SUPERLATIVES

| | |
|------------------------------|-------------|
| 2020 | 3/3 |
| 2021 | 2/3 |
| 2022 | 3/5 |
| TOTAL CONVERSIONS | 42 |
| TOTAL ATTEMPTS | 95 |
| CONVERSION PERCENTAGE | .442 |

Triple Threat Chiefs

12 players in Chiefs history have scored a touchdown at least three different ways

| Player | 5 Different Touchdown Plays | Total TDs |
|------------------------------------|----------------------------------------------------|-----------|
| Johnny Robinson | 9 receiving, 6 rushing, 1 FR, 1 PR, 1 INT | 18 |
| 4 Different Touchdown Plays | | |
| Tyreek Hill | 56 receiving, 6 rushing, 4 PRs, 1 KOR | 67 |
| Abner Haynes | 39 rushing, 17 receiving, 1 KOR, 1 fumble recovery | 58 |
| Mecole Hardman | 16 receiving, 2 rushing, 1 KOR, 1 PR | 20 |
| Kevin Ross | 2 INTs, 1 blocked FG return, 1 FR, 1 blocked punt | 5 |
| 3 Different Touchdown Plays | | |
| Travis Kelce | 69 receiving, 2 rushing, 1 FR | 72 |
| Jamaal Charles | 43 rushing, 20 receiving, 1 KOR | 64 |
| Dante Hall | 9 receiving, 5 PRs, 6 KORs | 20 |
| Tamarick Vanover | 4 PRs, 4 KORs, 3 receiving | 11 |
| Bobby Bell | 6 INTs, 2 FRs, 1 KOR | 9 |
| Dexter McCluster | 5 receiving, 1 rushing, 3 PRs | 9 |
| Paul Palmer | 4 receiving, 2 rushing, 2 KORs | 8 |
| Dale Carter | 2 PRs, 1 INT, 1 receiving | 4 |

Key: FR - Fumble return; INT - Interception return; KOR - Kickoff return; PR - Punt return

Six players in Chiefs history have a rushing and a receiving TD and have also thrown a TD pass

| Player | Rushing | Receiving | Passing | Total TDs Responsible For |
|------------------|---------|-----------|---------|---------------------------|
| Marcus Allen | 44 | 21 | 2 | 67 |
| Larry Johnson | 55 | 6 | 1 | 62 |
| Curtis McClinton | 18 | 14 | 1 | 33 |
| Mike Garrett | 24 | 7 | 1 | 32 |
| Tyler Thigpen | 3 | 1 | 18 | 22 |
| Bert Coan | 15 | 4 | 1 | 20 |

All-Time Offensive Return Scores

| Date | Opponent | Offensive Score | Result |
|-----------------|------------------|--------------------------------------------------|----------------|
| 11/15/64 | San Diego | Abner Haynes, fumble recovery in end zone* | L, 14-28 |
| 10/29/72 | @ San Diego | Robert West, fumble recovery in end zone | W, 26-14 |
| 10/12/75 | Oakland | Mike Livingston, 1-yard fumble return | W, 42-10 |
| 11/18/79 | @ Oakland | Tony Samuels, fumble recovery in end zone | W, 24-21 |
| 9/7/86 | Cincinnati | Walt Arnold, fumble recovery in end zone | W, 24-14 |
| 11/9/97 | @ Jacksonville | Danan Hughes, 7-yard fumble return** | L, 10-24 |
| 12/28/14 | San Diego | Travis Kelce, fumble recovery in end zone | W, 19-7 |

*Kansas City QB Len Dawson's pass was intercepted by San Diego CB Dick Westmoreland. Westmoreland subsequently fumbled and Haynes recovered the ball in the end zone for a TD.

**Kansas City QB Rich Gannon's pass was intercepted by Jacksonville S Chris Hudson. WR Andre Rison subsequently stripped the ball from Hudson and Hughes returned the ball for a seven-yard TD.

All-Time Opponent Offensive Return Scores

| Date | Opponent | Offensive Score | Result |
|---------|--------------|-------------------------------------------|----------|
| 9/21/75 | @ Denver | Jack Dolbin, 2-yard fumble return | L, 33-37 |
| 10/9/83 | L.A. Raiders | Marcus Allen, fumble recovery in end zone | L, 20-21 |

All-Time Defensive Two-Point Return Scores (Non-Safety)

| Date | Opponent | Offensive Score | Result |
|---------|-----------|-------------------------------------------------------|----------|
| 12/4/16 | @ Atlanta | Eric Berry, INT on two-point conversion attempt | W, 29-28 |
| 12/1/19 | Oakland | Charvarius Ward, Tanoh Kpassagnon blocked PAT attempt | W, 40-9 |

YEAR-BY-YEAR LEADERS

Rushing

| Year | Player | No. | Yds. | Avg. | LG | TD |
|-------|------------------|-----|------|------|----|----|
| 1960* | Abner Haynes | 156 | 875 | 5.6 | 67 | 9 |
| 1961 | Abner Haynes | 179 | 841 | 4.7 | 59 | 9 |
| 1962 | Abner Haynes | 221 | 1049 | 4.8 | 71 | 13 |
| 1963 | Curtis McClinton | 142 | 568 | 4.0 | 36 | 3 |

| | | | | | | |
|-------------|------------------------------|------------|------------|------------|-----------|----------|
| 1964 | Abner Haynes | 137 | 713 | 5.2 | 80 | 4 |
| 1965 | Curtis McClinton | 175 | 661 | 3.8 | 48 | 6 |
| 1966 | Mike Garrett | 147 | 801 | 5.4 | 77 | 6 |
| 1967 | Mike Garrett | 236 | 1087 | 4.6 | 58 | 9 |
| 1968 | Robert Holmes | 174 | 866 | 5.0 | 76 | 7 |
| 1969 | Mike Garrett | 168 | 732 | 4.4 | 34 | 6 |
| 1970 | Ed Podolak | 168 | 749 | 4.5 | 65 | 3 |
| 1971 | Ed Podolak | 184 | 708 | 3.8 | 25 | 9 |
| 1972 | Ed Podolak | 171 | 615 | 3.6 | 28 | 4 |
| 1973 | Ed Podolak | 210 | 721 | 3.4 | 25 | 3 |
| 1974 | Woody Green | 135 | 509 | 3.8 | 43 | 3 |
| 1975 | Woody Green | 167 | 611 | 3.7 | 42 | 5 |
| 1976 | MacArthur Lane | 162 | 542 | 3.3 | 20 | 5 |
| 1977 | Ed Podolak | 133 | 550 | 4.1 | 41 | 5 |
| 1978 | Tony Reed | 206 | 1053 | 5.1 | 62 | 6 |
| 1979 | Ted McKnight | 153 | 755 | 4.9 | 84 | 8 |
| 1980 | Ted McKnight | 206 | 693 | 3.4 | 25 | 3 |
| 1981 | Joe Delaney | 234 | 1121 | 4.8 | 82 | 3 |
| 1982 | Joe Delaney | 95 | 380 | 4.0 | 36 | 0 |
| 1883 | Billy Jackson | 152 | 499 | 3.3 | 19 | 2 |
| 1984 | Herman Heard | 165 | 684 | 4.1 | 69 | 4 |
| 1985 | Herman Heard | 164 | 595 | 3.6 | 33 | 4 |
| 1986 | Mike Pruitt | 139 | 448 | 3.2 | 16 | 2 |
| 1987 | Christian Okoye | 157 | 660 | 4.2 | 43 | 3 |
| 1988 | Christian Okoye | 105 | 473 | 4.5 | 48 | 3 |
| 1989* | Christian Okoye | 370 | 1480 | 4.0 | 59 | 12 |
| 1990 | Barry Word | 204 | 1015 | 5.0 | 53 | 4 |
| 1991 | Christian Okoye | 225 | 1031 | 4.6 | 48 | 9 |
| 1992 | Barry Word | 163 | 607 | 3.7 | 44 | 4 |
| 1993 | Marcus Allen | 206 | 764 | 3.7 | 39 | 12 |
| 1994 | Marcus Allen | 189 | 709 | 3.8 | 36 | 7 |
| 1995 | Marcus Allen | 207 | 890 | 4.3 | 38 | 5 |
| 1996 | Marcus Allen | 206 | 830 | 4.0 | 35 | 9 |
| 1997 | Greg Hill | 157 | 550 | 3.5 | 38 | 0 |
| 1998 | Donnell Bennett | 148 | 527 | 3.6 | 26 | 5 |
| 1999 | Donnell Bennett | 161 | 627 | 3.9 | 44 | 8 |
| 2000 | Tony Richardson | 147 | 697 | 4.7 | 33 | 3 |
| 2001 | Priest Holmes | 327 | 1555 | 4.8 | 41 | 8 |
| 2002 | Priest Holmes | 313 | 1615 | 5.2 | 56 | 21 |
| 2003 | Priest Holmes | 320 | 1420 | 4.4 | 31 | 27 |
| 2004 | Priest Holmes | 196 | 892 | 4.6 | 33 | 14 |
| 2005 | Larry Johnson | 336 | 1750 | 5.2 | 49 | 20 |
| 2006 | Larry Johnson | 416 | 1789 | 4.3 | 47 | 17 |
| 2007 | Larry Johnson | 158 | 559 | 3.5 | 54 | 3 |
| 2008 | Larry Johnson | 193 | 874 | 4.5 | 65 | 5 |
| 2009 | Jamaal Charles | 190 | 1120 | 5.9 | 76 | 7 |
| 2010 | Jamaal Charles | 230 | 1467 | 6.4 | 80 | 5 |
| 2011 | Jackie Battle | 149 | 597 | 4.0 | 34 | 2 |
| 2012 | Jamaal Charles | 285 | 1509 | 5.3 | 91 | 5 |
| 2013 | Jamaal Charles | 259 | 1287 | 5.0 | 46 | 12 |
| 2014 | Jamaal Charles | 206 | 1033 | 5.0 | 63t | 9 |
| 2015 | Charcandrick West | 185 | 721 | 3.9 | 38t | 5 |
| 2016 | Spencer Ware | 214 | 921 | 4.3 | 46 | 3 |
| 2017 | Kareem Hunt | 272 | 1327 | 4.9 | 69t | 8 |
| 2018 | Kareem Hunt | 181 | 824 | 4.6 | 45 | 7 |
| 2019 | Damien Williams | 111 | 497 | 4.5 | 91t | 5 |
| 2020 | Clyde Edwards-Helaire | 181 | 803 | 4.4 | 31 | 4 |
| 2021 | Darrel Williams | 144 | 558 | 3.9 | 21 | 6 |
| 2022 | Isiah Pacheco | 170 | 830 | 4.9 | 31 | 5 |

Passing

| Year | Player | Att.-Comp. | Yds. | Pct. | TD | Int | Rate |
|-------|-----------------|------------|------|------|----|-----|-------|
| 1960 | Cotton Davidson | 379-179 | 2474 | .472 | 15 | 16 | 64.5 |
| 1961 | Cotton Davidson | 330-151 | 2445 | .458 | 17 | 23 | 59.3 |
| 1962* | Len Dawson | 310-189 | 2759 | .610 | 29 | 17 | 98.4 |
| 1963 | Len Dawson | 352-190 | 1389 | .540 | 26 | 19 | 77.6 |
| 1964* | Len Dawson | 354-199 | 2879 | .562 | 30 | 18 | 89.9 |
| 1965 | Len Dawson | 305-163 | 2262 | .534 | 21 | 14 | 81.3 |
| 1966* | Len Dawson | 284-159 | 2527 | .560 | 26 | 10 | 101.9 |
| 1967 | Len Dawson | 357-206 | 2651 | .577 | 24 | 17 | 83.5 |
| 1968* | Len Dawson | 224-131 | 2109 | .585 | 17 | 9 | 98.8 |
| 1969 | Len Dawson | 166-98 | 1323 | .590 | 9 | 13 | 70.0 |
| 1970 | Len Dawson | 262-141 | 1876 | .538 | 13 | 14 | 71.3 |
| 1971 | Len Dawson | 301-167 | 2504 | .552 | 15 | 13 | 81.8 |
| 1972 | Len Dawson | 305-175 | 1835 | .574 | 13 | 12 | 73.1 |
| 1973 | Mike Livingston | 145-75 | 916 | .517 | 6 | 7 | 65.2 |
| 1974 | Len Dawson | 235-138 | 1573 | .587 | 7 | 13 | 66.0 |
| 1975 | Len Dawson | 140-93 | 1095 | .664 | 5 | 4 | 89.9 |
| 1976 | Mike Livingston | 338-189 | 2682 | .559 | 12 | 13 | 77.9 |
| 1977 | Mike Livingston | 282-143 | 1823 | .507 | 15 | 9 | 59.8 |
| 1978 | Mike Livingston | 290-159 | 1573 | .548 | 5 | 13 | 57.3 |
| 1979 | Steve Fuller | 270-146 | 1484 | .541 | 6 | 14 | 55.8 |

SUPERLATIVES

| | | | | | | | |
|-------------|-------------------|----------------|-------------|-------------|-----------|-----------|--------------|
| 1980 | Steve Fuller | 320-193 | 2250 | .603 | 10 | 12 | 76.1 |
| 1981 | Bill Kenney | 274-147 | 1983 | .536 | 9 | 16 | 63.8 |
| 1982 | Bill Kenney | 169-95 | 1192 | .562 | 7 | 6 | 77.0 |
| 1983 | Bill Kenney | 603-346 | 4348 | .574 | 24 | 18 | 80.8 |
| 1984 | Bill Kenney | 282-151 | 2098 | .535 | 15 | 10 | 80.7 |
| 1985 | Bill Kenney | 338-181 | 2536 | .536 | 17 | 9 | 83.6 |
| 1986 | Bill Kenney | 308-161 | 1922 | .523 | 13 | 11 | 70.8 |
| 1987 | Bill Kenney | 273-154 | 2107 | .564 | 15 | 9 | 85.8 |
| 1988 | Steve DeBerg | 414-224 | 2935 | .541 | 16 | 16 | 73.5 |
| 1989 | Steve DeBerg | 324-196 | 2529 | .605 | 11 | 16 | 75.8 |
| 1990 | Steve DeBerg | 444-258 | 3444 | .581 | 23 | 4 | 96.3 |
| 1991 | Steve DeBerg | 434-256 | 2965 | .590 | 17 | 14 | 79.3 |
| 1992 | Dave Krieg | 413-230 | 3115 | .557 | 15 | 12 | 79.9 |
| 1993 | Joe Montana | 298-181 | 2144 | .607 | 13 | 7 | 87.4 |
| 1994 | Joe Montana | 493-299 | 3283 | .606 | 16 | 9 | 83.6 |
| 1995 | Steve Bono | 520-293 | 3121 | .563 | 21 | 10 | 79.5 |
| 1996 | Steve Bono | 438-235 | 2572 | .537 | 12 | 13 | 68.0 |
| 1997 | Elvis Grbac | 314-179 | 1943 | .570 | 11 | 6 | 79.1 |
| 1998 | Rich Gannon | 352-206 | 2305 | .582 | 10 | 6 | 80.1 |
| 1999 | Elvis Grbac | 499-294 | 3389 | .589 | 22 | 15 | 81.7 |
| 2000 | Elvis Grbac | 547-342 | 4169 | .596 | 28 | 14 | 89.9 |
| 2001 | Trent Green | 523-296 | 3783 | .566 | 17 | 24 | 71.1 |
| 2002 | Trent Green | 470-287 | 3690 | .611 | 26 | 13 | 92.6 |
| 2003 | Trent Green | 523-330 | 4039 | .631 | 24 | 12 | 92.6 |
| 2004 | Trent Green | 556-369 | 4591 | .664 | 27 | 17 | 95.2 |
| 2005 | Trent Green | 507-317 | 4014 | .625 | 17 | 10 | 90.1 |
| 2006 | Damon Huard | 244-148 | 1878 | .607 | 11 | 1 | 98.0 |
| 2007 | Damon Huard | 332-206 | 2257 | .620 | 11 | 13 | 76.8 |
| 2008 | Tyler Thigpen | 420-230 | 2608 | .548 | 18 | 12 | 76.0 |
| 2009 | Matt Cassel | 493-271 | 2924 | .550 | 16 | 16 | 69.9 |
| 2010 | Matt Cassel | 450-262 | 3116 | .582 | 27 | 7 | 93.0 |
| 2011 | Matt Cassel | 269-160 | 1713 | .595 | 10 | 9 | 76.6 |
| 2012 | Matt Cassel | 277-161 | 1796 | .581 | 6 | 12 | 66.7 |
| 2013 | Alex Smith | 508-308 | 3313 | .606 | 23 | 7 | 89.1 |
| 2014 | Alex Smith | 464-303 | 3265 | .653 | 18 | 6 | 93.4 |
| 2015 | Alex Smith | 542-353 | 3922 | .653 | 20 | 7 | 95.4 |
| 2016 | Alex Smith | 489-328 | 3502 | .671 | 15 | 8 | 91.2 |
| 2017 | Alex Smith | 505-341 | 4042 | .675 | 26 | 3 | 104.7 |
| 2018 | P. Mahomes | 580-383 | 5097 | .660 | 52 | 12 | 113.8 |
| 2019 | P. Mahomes | 484-319 | 4031 | .659 | 26 | 5 | 105.3 |
| 2020 | P. Mahomes | 588-390 | 4740 | .663 | 38 | 6 | 108.2 |
| 2021 | P. Mahomes | 658-436 | 4839 | .663 | 37 | 13 | 98.5 |
| 2022 | P. Mahomes | 648-435 | 5250 | .671 | 41 | 12 | 105.1 |

Pass Receiving

| Year | Player | No. | Yds. | Avg. | LG | TD |
|-------|----------------|-----|------|------|----|----|
| 1960 | Abner Haynes | 55 | 576 | 10.5 | 34 | 3 |
| 1961 | Chris Burford | 51 | 850 | 16.7 | 54 | 5 |
| 1962 | Chris Burford | 45 | 645 | 14.4 | 49 | 12 |
| 1963 | Chris Burford | 68 | 824 | 12.1 | 69 | 9 |
| 1964 | Frank Jackson | 62 | 943 | 15.2 | 72 | 9 |
| 1965 | Chris Burford | 47 | 575 | 12.2 | 57 | 6 |
| 1966 | Otis Taylor | 58 | 1297 | 22.4 | 89 | 8 |
| 1967 | Otis Taylor | 59 | 958 | 16.2 | 71 | 11 |
| 1968 | Mike Garrett | 33 | 359 | 10.9 | 43 | 3 |
| 1969 | Mike Garrett | 43 | 432 | 10.0 | 41 | 2 |
| 1970 | Otis Taylor | 34 | 618 | 18.2 | 59 | 3 |
| 1971 | Otis Taylor | 57 | 1110 | 19.5 | 82 | 7 |
| 1972 | Otis Taylor | 57 | 821 | 14.4 | 44 | 6 |
| 1973 | Ed Podolak | 55 | 445 | 8.1 | 25 | 0 |
| 1974 | Ed Podolak | 43 | 306 | 7.1 | 26 | 1 |
| 1975 | Ed Podolak | 37 | 332 | 9.0 | 21 | 2 |
| 1976* | MacArthur Lane | 66 | 686 | 10.4 | 44 | 1 |
| 1977 | Walter White | 48 | 674 | 14.0 | 48 | 5 |
| 1978 | Tony Reed | 48 | 483 | 10.1 | 44 | 1 |
| 1979 | Ted McKnight | 38 | 226 | 6.0 | 24 | 0 |
| 1980 | Henry Marshall | 47 | 799 | 17.0 | 75 | 6 |
| 1981 | J.T. Smith | 63 | 852 | 13.5 | 42 | 2 |
| 1982 | Henry Marshall | 40 | 549 | 13.7 | 44 | 3 |
| 1983 | Carlos Carson | 80 | 1351 | 16.9 | 50 | 7 |
| 1984 | Henry Marshall | 62 | 912 | 14.7 | 37 | 4 |
| 1985 | Carlos Carson | 47 | 843 | 17.9 | 34 | 4 |
| 1986 | Stephone Paige | 52 | 829 | 15.9 | 51 | 11 |
| 1987 | Carlos Carson | 55 | 1044 | 19.0 | 81 | 7 |
| 1988 | Stephone Paige | 61 | 902 | 14.8 | 49 | 7 |
| 1989 | Stephone Paige | 44 | 759 | 17.3 | 50 | 2 |
| 1990 | Stephone Paige | 65 | 1021 | 15.7 | 86 | 5 |
| 1991 | Robb Thomas | 43 | 495 | 11.5 | 39 | 1 |
| 1992 | Todd McNair | 44 | 380 | 8.6 | 36 | 1 |
| 1993 | Willie Davis | 52 | 909 | 17.5 | 66 | 7 |
| 1994 | Kimble Anders | 67 | 525 | 7.8 | 30 | 1 |
| 1995 | Kimble Anders | 55 | 349 | 6.3 | 28 | 1 |

| | | | | | | |
|-------------|---------------------|------------|-------------|-------------|------------|-----------|
| 1996 | Kimble Anders | 60 | 529 | 8.8 | 45 | 2 |
| 1997 | Andre Rison | 72 | 1092 | 15.2 | 45 | 7 |
| 1998 | Kimble Anders | 64 | 462 | 7.2 | 29 | 2 |
| 1999 | Tony Gonzalez | 76 | 849 | 11.2 | 73 | 11 |
| 2000 | Tony Gonzalez | 93 | 1203 | 12.9 | 39 | 9 |
| 2001 | Tony Gonzalez | 73 | 917 | 12.6 | 36 | 6 |
| 2002 | Priest Holmes | 70 | 672 | 9.6 | 64 | 3 |
| 2003 | Priest Holmes | 74 | 690 | 9.3 | 36 | 0 |
| 2004* | Tony Gonzalez | 102 | 1258 | 12.3 | 32 | 7 |
| 2005 | Tony Gonzalez | 78 | 905 | 11.6 | 39 | 2 |
| 2006 | Tony Gonzalez | 73 | 900 | 12.3 | 57 | 5 |
| 2007 | Tony Gonzalez | 99 | 1172 | 11.8 | 31 | 5 |
| 2008 | Tony Gonzalez | 96 | 1058 | 11.0 | 35 | 10 |
| 2009 | Dwayne Bowe | 47 | 589 | 12.5 | 41 | 4 |
| 2010 | Dwayne Bowe | 72 | 1162 | 16.1 | 75 | 15 |
| 2011 | Dwayne Bowe | 81 | 1159 | 14.3 | 52 | 5 |
| 2012 | Dwayne Bowe | 59 | 801 | 13.6 | 47 | 3 |
| 2013 | Jamaal Charles | 70 | 693 | 9.9 | 71t | 7 |
| 2014 | Travis Kelce | 67 | 862 | 12.9 | 34 | 5 |
| 2015 | Jeremy Maclin | 92 | 1140 | 12.4 | 61 | 8 |
| 2016 | Travis Kelce | 85 | 1125 | 13.2 | 80t | 4 |
| 2017 | Tyreek Hill | 75 | 1183 | 15.3 | 79t | 7 |
| 2018 | Tyreek Hill | 87 | 1479 | 17.0 | 75t | 12 |
| 2019 | Travis Kelce | 97 | 1229 | 12.7 | 47 | 5 |
| 2020 | Travis Kelce | 105 | 1416 | 13.5 | 45 | 11 |
| 2021 | Tyreek Hill | 111 | 1239 | 11.2 | 75t | 9 |
| 2022 | Travis Kelce | 110 | 1338 | 12.2 | 52 | 12 |

Interceptions

| Year | Player | No. | Yds. | Avg. | TD |
|-------|-----------------|-----|------|------|----|
| 1960 | David Webster | 6 | 156 | 26.0 | 2 |
| 1961 | David Webster | 5 | 50 | 10.0 | 0 |
| 1962 | Bobby Hunt | 8 | 101 | 12.7 | 0 |
| 1963 | Bobby Hunt | 6 | 228 | 38.0 | 0 |
| 1964 | Bobby Hunt | 7 | 133 | 19.0 | 1 |
| 1965 | Fred Williamson | 7 | 89 | 12.7 | 0 |
| 1966* | Johnny Robinson | 10 | 136 | 13.6 | 1 |
| | Bobby Hunt | 10 | 113 | 11.3 | 0 |
| 1967 | Fletcher Smith | 6 | 150 | 25.0 | 0 |
| 1968 | Johnny Robinson | 6 | 40 | 6.7 | 0 |
| 1969* | Emmitt Thomas | 9 | 147 | 18.4 | 1 |
| 1970* | Johnny Robinson | 10 | 155 | 15.5 | 0 |
| 1971 | Emmitt Thomas | 8 | 145 | 18.1 | 1 |
| 1972* | Mike Sensibaugh | 8 | 65 | 8.1 | 0 |
| 1973 | Emmitt Thomas | 3 | 65 | 21.6 | 0 |
| | Mike Sensibaugh | 3 | 58 | 19.3 | 0 |
| | Willie Lanier | 3 | 47 | 16.6 | 1 |
| | Jim Kearney | 3 | 30 | 10.0 | 0 |
| 1974* | Emmitt Thomas | 12 | 214 | 18.8 | 2 |
| 1975 | Emmitt Thomas | 6 | 119 | 19.8 | 0 |
| 1976 | Kerry Reardon | 5 | 26 | 5.2 | 0 |
| 1977 | Gary Barbaro | 8 | 165 | 20.6 | 1 |
| 1978 | Tim Gray | 6 | 118 | 19.7 | 0 |
| 1979 | Gary Barbaro | 7 | 142 | 20.3 | 1 |
| 1980 | Gary Barbaro | 10 | 163 | 16.3 | 0 |
| 1981 | Eric Harris | 7 | 109 | 15.6 | 0 |
| 1982 | Eric Harris | 3 | 66 | 22.0 | 1 |
| | Gary Barbaro | 3 | 48 | 16.0 | 1 |
| 1983 | Deron Cherry | 7 | 100 | 14.3 | 0 |
| 1984 | Deron Cherry | 7 | 140 | 20.0 | 0 |
| 1985 | Albert Lewis | 8 | 59 | 7.4 | 0 |
| 1986* | Deron Cherry | 9 | 150 | 16.7 | 0 |
| 1987 | Deron Cherry | 3 | 58 | 19.3 | 0 |
| 1988 | Deron Cherry | 7 | 51 | 7.3 | 0 |
| 1989 | Albert Lewis | 4 | 37 | 9.3 | 0 |
| | Kevin Ross | 4 | 29 | 7.3 | 0 |
| 1990 | Kevin Ross | 5 | 97 | 19.4 | 0 |
| 1991 | Deron Cherry | 4 | 31 | 7.8 | 0 |
| 1992 | Dale Carter | 7 | 65 | 9.3 | 1 |
| 1993 | Albert Lewis | 6 | 61 | 10.2 | 0 |
| 1994 | Charles Mincy | 3 | 49 | 16.3 | 0 |
| 1995 | Dale Carter | 4 | 45 | 11.3 | 0 |
| 1996 | Mark Collins | 6 | 45 | 7.5 | 0 |
| 1997* | Mark McMillian | 8 | 274 | 34.3 | 3 |
| 1998 | James Hasty | 4 | 42 | 10.5 | 0 |
| 1999 | James Hasty | 7 | 98 | 14.0 | 2 |
| 2000 | James Hasty | 4 | 53 | 13.3 | 0 |
| 2001 | Eric Warfield | 4 | 61 | 15.3 | 1 |
| 2002 | Greg Wesley | 6 | 170 | 28.3 | 0 |
| 2003 | Greg Wesley | 6 | 63 | 10.5 | 0 |
| | Dexter McCleon | 6 | -3 | -0.5 | 0 |
| 2004 | Greg Wesley | 4 | 92 | 23.0 | 0 |

SUPERLATIVES

| | | | | | |
|-------------|-----------------------|----------|-----------|-------------|----------|
| | Eric Warfield | 4 | 49 | 12.3 | 1 |
| 2005 | Greg Wesley | 6 | 106 | 17.7 | 0 |
| 2006 | Ty Law | 4 | 11 | 2.8 | 0 |
| 2007 | Jarrad Page | 3 | 37 | 12.3 | 0 |
| 2008 | Jarrad Page | 4 | 2 | 0.5 | 0 |
| 2009 | Brandon Flowers | 5 | 38 | 7.6 | 0 |
| 2010 | Eric Berry | 4 | 102 | 25.5 | 1 |
| 2011 | Brandon Flowers | 4 | 95 | 23.8 | 1 |
| | Brandon Carr | 4 | 17 | 4.3 | 0 |
| 2012 | Brandon Flowers | 3 | 28 | 9.3 | 0 |
| 2013 | Quintin Demps | 4 | 61 | 15.3 | 0 |
| 2014 | Kurt Coleman | 3 | 12 | 4.0 | 0 |
| 2015 | Marcus Peters | 9 | 280 | 31.1 | 2 |
| 2016 | Marcus Peters | 6 | 63 | 10.5 | 0 |
| 2017 | Marcus Peters | 5 | 137 | 27.4 | 0 |
| 2018 | Steven Nelson | 4 | 53 | 13.3 | 0 |
| 2019 | Tyrann Mathieu | 4 | 70 | 17.5 | 0 |
| 2020 | Tyrann Mathieu | 6 | 70 | 11.7 | 1 |
| 2021 | Tyrann Mathieu | 3 | 56 | 18.7 | 1 |
| 2022 | L'Jarius Sneed | 3 | 57 | 19.0 | 0 |
| | Juan Thornhill | 3 | 0 | 0.0 | 0 |

Sacks

| Year | Player | Sacks/Yds |
|-------------|--------------------|-------------------|
| 1974 | Marvin Upshaw | 9.5/49.0 |
| 1975 | Wilbur Young | 9.5/73.0 |
| 1976 | Lawrence Estes | 5.0/52.0 |
| 1977 | Wilbur Young | 5.5/51.5 |
| 1978 | Art Still | 8.5/59.0 |
| 1979 | Art Still | 8.5/63.5 |
| 1980 | Art Still | 4.5/115.0 |
| 1981 | Ken Kremer | 8.0/57.5 |
| 1982 | Art Still | 4.0/34.0 |
| 1983 | Mike Bell | 10.0/62.0 |
| 1984 | Art Still | 14.5/86.0 |
| 1985 | Bill Maas | 7.0/51.0 |
| 1986 | Art Still | 10.5/77.0 |
| 1987 | Mike Bell | 6.5/44.0 |
| 1988 | Bill Maas | 4.0/34.0 |
| 1989 | Derrick Thomas | 10.0/95.5 |
| 1990 | *Derrick Thomas | 20.0/150.0 |
| 1991 | Derrick Thomas | 13.5/112.0 |
| 1992 | Neil Smith | 14.5/114.5 |
| | Derrick Thomas | 14.5/113.0 |
| 1993* | Neil Smith | 15.0/127.0 |
| 1994 | Neil Smith | 11.5/89.0 |
| 1995 | Neil Smith | 12.0/82.0 |
| 1996 | Derrick Thomas | 13.0/109.0 |
| 1997 | Dan Williams | 10.5/57.5 |
| 1998 | Derrick Thomas | 12.0/79.0 |
| 1999 | Derrick Thomas | 7.0/65.0 |
| 2000 | Eric Hicks | 14.0/73.0 |
| 2001 | Duane Clemons | 7.0/68.5 |
| 2002 | Eric Hicks | 9.0/69.5 |
| 2003 | Vonnie Holliday | 5.5/50.0 |
| 2004 | Jared Allen | 9.0/47.0 |
| 2005 | Jared Allen | 11.0/65.0 |
| 2006 | Tamba Hali | 8.0/48.0 |
| 2007* | Jared Allen | 15.5/111.0 |
| 2008 | Tamba Hali | 3.0/23.0 |
| 2009 | Tamba Hali | 8.5/45.5 |
| 2010 | Tamba Hali | 14.5/91.5 |
| 2011 | Tamba Hali | 12.0/80.0 |
| 2012 | Justin Houston | 10.0/69.0 |
| 2013 | Justin Houston | 11.0/75.0 |
| 2013 | Tamba Hali | 11.0/78.5 |
| 2014 | Justin Houston | 22.0/60.0 |
| 2015 | Justin Houston | 7.5/54 |
| 2016 | Dee Ford | 10.0/53.0 |
| 2017 | Justin Houston | 9.5/54.0 |
| 2018 | Chris Jones | 15.5/122.0 |
| 2019 | Chris Jones | 9.0/75.0 |
| 2020 | Chris Jones | 7.5/28.0 |
| 2021 | Chris Jones | 9.0/65.5 |
| 2022 | Chris Jones | 15.5/105.5 |

Note: Sacks became recognized as an official NFL statistic in 1982. The Chiefs began recording sacks in 1974.

Tackles

| Year | Player | Tackles |
|------|---------------|----------------|
| 1977 | Willie Lanier | 132 (88 solo) |
| 1978 | Gary Spani | 144 (102 solo) |
| 1979 | Gary Spani | 157 (115 solo) |

| | | |
|-------------|--------------------|-----------------------|
| 1980 | Gary Spani | 149 (96 solo) |
| 1981 | Gary Spani | 153 (104 solo) |
| 1982 | Art Still | 68 (44 solo) |
| 1983 | Jerry Blanton | 136 (83 solo) |
| 1984 | Art Still | 131 (107 solo) |
| 1985 | Deron Cherry | 134 (85 solo) |
| 1986 | Dino Hackett | 140 (78 solo) |
| 1987 | Dino Hackett | 103 (74 solo) |
| 1988 | Deron Cherry | 151 (90 solo) |
| 1989 | Deron Cherry | 87 (45 solo) |
| 1990 | Dino Hackett | 95 (53 solo) |
| 1991 | Deron Cherry | 116 (59 solo) |
| 1992 | Tracy Simien | 97 (56 solo) |
| 1993 | Tracy Simien | 105 (68 solo) |
| 1994 | Tracy Simien | 99 (65 solo) |
| 1995 | Tracy Simien | 106 (75 solo) |
| 1996 | Mark Collins | 119 (94 solo) |
| 1997 | Reggie Tongue | 142 (91 solo) |
| 1998 | Donnie Edwards | 151 (97 solo) |
| 1999 | Donnie Edwards | 143 (105 solo) |
| 2000 | Donnie Edwards | 151 (119 solo) |
| 2001 | Donnie Edwards | 147 (112 solo) |
| 2002 | Mike Maslowski | 162 (109 solo) |
| 2003 | Scott Fujita | 151 (110 solo) |
| 2004 | Scott Fujita | 112 (71 solo) |
| 2005 | Kawika Mitchell | 135 (100 solo) |
| 2006 | Kawika Mitchell | 118 (88 solo) |
| 2007 | Napoleon Harris | 123 (97 solo) |
| 2008 | Bernard Pollard | 98 (78 solo) |
| 2009 | Demorrio Williams | 142 (90 solo) |
| 2010 | Derrick Johnson | 147 (107 solo) |
| 2011 | Derrick Johnson | 179 (131 solo) |
| 2012 | Derrick Johnson | 125 (110 solo) |
| 2013 | Derrick Johnson | 107 (95 solo) |
| 2014 | Josh Mauga | 103 (82 solo) |
| 2015 | Derrick Johnson | 126 (100 solo) |
| 2016 | Derrick Johnson | 90 (70 solo) |
| 2017 | Daniel Sorensen | 88 (66 solo) |
| 2018 | Anthony Hitchens | 135 (81 solo) |
| 2019 | Anthony Hitchens | 88 (51 solo) |
| 2020 | Daniel Sorensen | 91 (68 solo) |
| 2021 | Nick Bolton | 112 (70 solo) |
| 2022 | Nick Bolton | 180 (108 solo) |

Note: The Chiefs began recording tackle totals in 1977.

Special Teams Tackles

| Year | Player | Tackles |
|------|-----------------|--------------|
| 1982 | Al Steinfeld | 18 (13 solo) |
| 1983 | Albert Lewis | 27 (23 solo) |
| 1984 | Ken Jolly | 28 (19 solo) |
| 1985 | Walt Arnold | 20 (12 solo) |
| 1986 | Sherman Cocroft | 22 (21 solo) |
| 1987 | Tim Cofield | 19 (10 solo) |
| 1988 | Angelo Snipes | 26 (17 solo) |
| 1989 | Rob McGovern | 24 (18 solo) |
| 1990 | Todd McNair | 27 (22 solo) |
| 1991 | Tim Barnett | 15 (12 solo) |
| 1992 | Bennie Thompson | 27 (20 solo) |
| 1993 | Fred Jones | 14 (14 solo) |
| | Todd McNair | 14 (11 solo) |
| | Bennie Thompson | 14 (11 solo) |
| 1994 | Greg Manusky | 23 (22 solo) |
| 1995 | Greg Manusky | 23 (18 solo) |
| | Tracy Rogers | 23 (15 solo) |
| 1996 | Greg Manusky | 26 (20 solo) |
| 1997 | Greg Manusky | 25 (20 solo) |
| 1998 | Greg Manusky | 23 (14 solo) |
| 1999 | Greg Manusky | 27 (19 solo) |
| 2000 | Mike Maslowski | 25 (20 solo) |
| 2001 | Gary Stills | 18 (14 solo) |
| 2002 | Gary Stills | 34 (25 solo) |
| 2003 | Gary Stills | 29 (24 solo) |
| 2004 | Gary Stills | 25 (19 solo) |
| 2005 | Rich Scanlon | 29 (20 solo) |
| 2006 | Kris Griffin | 22 (14 solo) |
| 2007 | Nate Harris | 20 (10 solo) |
| 2008 | Jon McGraw | 23 (19 solo) |
| 2009 | Jovan Belcher | 17 (16 solo) |
| 2010 | Terrance Copper | 19 (14 solo) |
| 2011 | Cory Greenwood | 15 (10 solo) |
| 2012 | Edgar Jones | 7 (7 solo) |
| 2013 | Anthony Sherman | 11 (10 solo) |

SUPERLATIVES

| | | |
|-------------|----------------------|-------------------|
| 2014 | Anthony Sherman | 13 (13 solo) |
| 2015 | Frank Zombo | 9 (8 solo) |
| 2016 | D.J. Alexander | 12 (9 solo) |
| 2017 | Eric Murray | 6 (5 solo) |
| | Kevin Pierre-Louis | 6 (6 solo) |
| | Frank Zombo | 6 (6 solo) |
| 2018 | Charvarius Ward | 12 (9 solo) |
| 2019 | Armani Watts | 10 (8 solo) |
| 2020 | Dorian O'Daniel | 7 (5 solo) |
| 2021 | Marcus Kemp | 10 (8 solo) |
| 2022 | Jack Cochrane | 9 (5 solo) |

Punting

| Year | Player | No. | Yds. | Avg. | I20 | LG |
|-------------|-----------------------|-----------|-------------|-------------|-----------|-----------|
| 1960 | C. Davidson | 58 | 2287 | 39.4 | — | — |
| 1961 | C. Davidson | 61 | 2479 | 40.6 | — | 62 |
| 1962 | Eddie Wilson | 47 | 1691 | 36.0 | — | 52 |
| 1963 | Jerrel Wilson | 61 | 2628 | 43.1 | — | 72 |
| 1964 | Jerrel Wilson | 78 | 3326 | 42.6 | — | 70 |
| 1965* | Jerrel Wilson | 69 | 3132 | 45.4 | — | 64 |
| 1966 | Jerrel Wilson | 62 | 2715 | 43.8 | — | 69 |
| 1967 | Jerrel Wilson | 41 | 1739 | 42.4 | — | 59 |
| 1968* | Jerrel Wilson | 63 | 2841 | 45.1 | — | 70 |
| 1969 | Jerrel Wilson | 68 | 3022 | 44.4 | — | 62 |
| 1970 | Jerrel Wilson | 76 | 3415 | 44.9 | — | 68 |
| 1971 | Jerrel Wilson | 64 | 2864 | 44.8 | — | 68 |
| 1972* | Jerrel Wilson | 66 | 2960 | 44.8 | — | 69 |
| 1973* | Jerrel Wilson | 80 | 3642 | 45.5 | — | 68 |
| 1974 | Jerrel Wilson | 83 | 3462 | 41.7 | — | 64 |
| 1975 | Jerrel Wilson | 54 | 2233 | 41.4 | — | 64 |
| 1976 | Jerrel Wilson | 65 | 2729 | 42.0 | 15 | 62 |
| 1977 | Jerrel Wilson | 88 | 3510 | 39.4 | 11 | 59 |
| 1978 | Z. Andrusyshyn | 79 | 3247 | 41.1 | 18 | 61 |
| 1979* | Bob Grupp | 89 | 3883 | 43.6 | 23 | 74 |
| 1980 | Bob Grupp | 84 | 3317 | 39.5 | 23 | 57 |
| 1981 | Bob Grupp | 41 | 1556 | 38.0 | 5 | 57 |
| 1982 | Jeff Gossett | 33 | 1366 | 41.4 | 6 | 56 |
| 1983 | Jim Arnold | 93 | 3710 | 39.9 | 21 | 64 |
| 1984 | Jim Arnold | 98 | 4397 | 44.9 | 22 | 63 |
| 1985 | Jim Arnold | 93 | 3827 | 41.2 | 15 | 62 |
| 1986 | Lewis Colbert | 99 | 4033 | 40.7 | 23 | 56 |
| 1987 | K. Goodburn | 59 | 2412 | 40.9 | 13 | 55 |
| 1988 | K. Goodburn | 76 | 3059 | 40.3 | 10 | 59 |
| 1989 | K. Goodburn | 67 | 2688 | 40.1 | 25 | 54 |
| 1990 | Bryan Barker | 64 | 2479 | 38.7 | 16 | 56 |
| 1991 | Bryan Barker | 57 | 2303 | 40.4 | 11 | 57 |
| 1992 | Bryan Barker | 75 | 3245 | 43.3 | 16 | 65 |
| 1993 | Bryan Barker | 76 | 3240 | 42.6 | 19 | 59 |
| 1994 | Louie Aguiar | 85 | 3582 | 42.1 | 15 | 61 |
| 1995 | Louie Aguiar | 91 | 3990 | 43.8 | 29 | 65 |
| 1996 | Louie Aguiar | 88 | 3667 | 41.7 | 25 | 68 |
| 1997 | Louie Aguiar | 82 | 3465 | 42.3 | 28 | 65 |
| 1998 | Louie Aguiar | 75 | 3226 | 43.0 | 20 | 59 |
| 1999 | Daniel Pope | 101 | 4218 | 41.8 | 20 | 64 |
| 2000 | Todd Sauerbrun | 82 | 3656 | 44.6 | 28 | 68 |
| 2001 | Dan Stryzinski | 73 | 2976 | 40.8 | 27 | 76 |
| 2002 | Dan Stryzinski | 64 | 2422 | 37.8 | 15 | 56 |
| 2003 | Jason Baker | 80 | 3156 | 39.5 | 21 | 68 |
| 2004 | Steve Cheek | 42 | 1643 | 39.1 | 8 | 55 |
| 2005 | Dustin Colquitt | 65 | 2564 | 39.4 | 27 | 62 |
| 2006 | Dustin Colquitt | 71 | 3145 | 44.3 | 23 | 72 |
| 2007 | Dustin Colquitt | 95 | 4322 | 45.5 | 27 | 81 |
| 2008 | Dustin Colquitt | 70 | 3110 | 44.4 | 27 | 73 |
| 2009 | Dustin Colquitt | 96 | 4361 | 45.4 | 41 | 70 |
| 2010 | Dustin Colquitt | 88 | 3908 | 44.4 | 33 | 72 |
| 2011 | Dustin Colquitt | 89 | 4084 | 45.9 | 27 | 68 |
| 2012 | Dustin Colquitt | 83 | 3887 | 46.8 | 45 | 71 |
| 2013 | Dustin Colquitt | 87 | 4005 | 46.0 | 35 | 65 |
| 2014 | Dustin Colquitt | 71 | 3164 | 44.6 | 31 | 69 |
| 2015 | Dustin Colquitt | 82 | 3621 | 44.2 | 42 | 62 |
| 2016 | Dustin Colquitt | 76 | 3427 | 45.1 | 38 | 64 |
| 2017 | Dustin Colquitt | 65 | 2936 | 45.2 | 29 | 77 |
| 2018 | Dustin Colquitt | 45 | 2021 | 44.9 | 21 | 67 |
| 2019 | Dustin Colquitt | 48 | 2126 | 44.3 | 21 | 68 |
| 2020 | Tommy Townsend | 52 | 2339 | 45.0 | 20 | 67 |
| 2021 | Tommy Townsend | 37 | 1746 | 47.2 | 20 | 68 |
| 2022 | Tommy Townsend | 53 | 2672 | 50.4 | 22 | 76 |

Punt Returns

| Year | Player | No. | Yds. | Avg. | LG | TD |
|------|---------------|-----|------|------|----|----|
| 1960 | Abner Haynes | 14 | 215 | 15.4 | 46 | 0 |
| 1961 | Abner Haynes | 19 | 196 | 10.3 | 44 | 0 |
| 1962 | Frank Jackson | 11 | 117 | 10.6 | 29 | 0 |

| | | | | | | |
|-------------|-----------------------|-----------|-----------|------------|-----------|----------|
| 1963 | Frank Jackson | 11 | 95 | 8.6 | 17 | 0 |
| 1964 | Willie Mitchell | 18 | 167 | 9.3 | 36 | 0 |
| 1965 | Willie Mitchell | 19 | 242 | 12.7 | 71 | 1 |
| 1966 | Mike Garrett | 17 | 139 | 8.2 | 79 | 1 |
| 1967 | Noland Smith | 26 | 212 | 8.2 | 59 | 0 |
| 1968* | Noland Smith | 18 | 270 | 15.0 | 80 | 1 |
| 1969 | Noland Smith | 9 | 107 | 11.9 | 80 | 0 |
| 1970* | Ed Podolak | 23 | 311 | 13.5 | 60 | 0 |
| 1971 | Ed Podolak | 13 | 84 | 6.5 | 23 | 0 |
| 1972 | Larry Marshall | 18 | 103 | 5.7 | 29 | 0 |
| 1973 | Larry Marshall | 29 | 180 | 6.2 | 31 | 0 |
| 1974 | Ed Podolak | 15 | 134 | 8.9 | 54 | 0 |
| 1975 | Charlie Thomas | 12 | 112 | 9.3 | 34 | 0 |
| 1976 | Larry Brunson | 31 | 387 | 12.5 | 48 | 0 |
| 1977 | Gary Green | 14 | 115 | 8.2 | 18 | 0 |
| 1978 | Eddie Payton | 32 | 364 | 11.4 | 39 | 0 |
| 1979 | J.T. Smith | 58 | 612 | 10.6 | 88 | 2 |
| 1980* | J.T. Smith | 40 | 581 | 14.5 | 75 | 2 |
| 1981 | J.T. Smith | 50 | 528 | 10.6 | 62 | 0 |
| 1982 | Anthony Hancock | 12 | 103 | 8.6 | 30 | 0 |
| 1983 | J.T. Smith | 26 | 210 | 8.1 | 19 | 0 |
| 1984 | J.T. Smith | 39 | 332 | 8.5 | 27 | 0 |
| 1985 | Garcia Lane | 43 | 381 | 8.9 | 57 | 0 |
| 1986 | Jeff Smith | 29 | 245 | 8.4 | 48 | 0 |
| 1987 | Michael Clemons | 19 | 162 | 8.5 | 44 | 0 |
| 1988 | Kitrick Taylor | 29 | 187 | 6.4 | 16 | 0 |
| 1989 | Pete Mandley | 19 | 151 | 7.9 | 19 | 0 |
| 1990 | Naz Worthen | 25 | 180 | 7.2 | 37 | 0 |
| 1991 | Troy Stradford | 22 | 150 | 6.8 | 18 | 0 |
| 1992 | Dale Carter | 38 | 398 | 10.5 | 86 | 2 |
| 1993 | Dale Carter | 27 | 247 | 9.1 | 30 | 0 |
| 1994 | Danan Hughes | 27 | 192 | 7.1 | 43 | 0 |
| 1995 | Tamarick Vanover | 51 | 540 | 10.6 | 86 | 1 |
| 1996 | Tamarick Vanover | 17 | 116 | 6.8 | 24 | 0 |
| 1997 | Tamarick Vanover | 35 | 383 | 10.9 | 82 | 1 |
| 1998 | Tamarick Vanover | 27 | 264 | 9.8 | 37 | 0 |
| 1999 | Tamarick Vanover | 51 | 627 | 12.3 | 80 | 2 |
| 2000 | Kevin Lockett | 26 | 208 | 8.0 | 26 | 0 |
| 2001 | Dante Hall | 32 | 235 | 7.3 | 26 | 0 |
| 2002 | Dante Hall | 29 | 390 | 13.4 | 90 | 2 |
| 2003 | Dante Hall | 29 | 472 | 16.3 | 93 | 2 |
| 2004 | Dante Hall | 23 | 232 | 10.1 | 46 | 0 |
| 2005 | Dante Hall | 42 | 276 | 6.6 | 52 | 0 |
| 2006 | Dante Hall | 27 | 240 | 8.9 | 60t | 1 |
| 2007 | Eddie Drummond | 32 | 222 | 6.9 | 22 | 0 |
| 2008 | Kevin Robinson | 11 | 94 | 8.5 | 32 | 0 |
| 2009 | Bobby Wade | 21 | 160 | 7.6 | 18 | 0 |
| 2010 | Javier Arenas | 39 | 322 | 8.3 | 36 | 0 |
| 2011 | Javier Arenas | 32 | 410 | 12.8 | 37 | 0 |
| 2012 | Javier Arenas | 34 | 297 | 8.7 | 27 | 0 |
| 2013 | Dexter McCluster | 58 | 686 | 11.8 | 89t | 2 |
| 2014 | De'Anthony Thomas | 34 | 405 | 11.9 | 81t | 1 |
| 2015 | Jeremy Maclin | 51 | 416 | 8.2 | 37 | 0 |
| 2016 | Tyreek Hill | 39 | 592 | 15.2 | 95t | 2 |
| 2017 | Tyreek Hill | 25 | 204 | 8.2 | 82t | 1 |
| 2018 | Tyreek Hill | 20 | 213 | 10.7 | 91t | 1 |
| 2019 | Mecole Hardman | 18 | 167 | 9.3 | 36 | 0 |
| 2020 | Mecole Hardman | 25 | 176 | 7.0 | 67t | 1 |
| 2021 | Mecole Hardman | 13 | 157 | 12.1 | 31 | 0 |
| 2022 | Skyy Moore | 14 | 86 | 6.1 | 15 | 0 |
| | Kadarius Toney | 10 | 61 | 6.1 | 9 | 0 |

Kickoff Returns

| Year | Player | No. | Yds. | Avg. | LG | TD |
|-------|-------------------|-----|------|------|-----|----|
| 1960 | Abner Haynes | 19 | 434 | 22.8 | 82 | 0 |
| 1961* | Dave Grayson | 16 | 453 | 28.3 | 73 | 0 |
| 1962 | Dave Grayson | 18 | 535 | 29.7 | 59 | 0 |
| 1963 | Dave Grayson | 20 | 564 | 28.2 | 99 | 1 |
| 1964 | Dave Grayson | 30 | 679 | 22.6 | 80 | 0 |
| 1965 | Bert Coan | 19 | 479 | 25.2 | 52 | 0 |
| 1966 | Emmitt Thomas | 29 | 673 | 23.2 | 63 | 0 |
| 1967 | Noland Smith | 41 | 1148 | 28.0 | 106 | 1 |
| 1968 | Noland Smith | 23 | 549 | 23.9 | 37 | 0 |
| 1969 | Warren McVea | 13 | 318 | 24.5 | 40 | 0 |
| 1970 | Robert Holmes | 19 | 535 | 28.2 | 48 | 0 |
| 1971 | Kerry Reardon | 12 | 308 | 25.7 | 41 | 0 |
| 1972 | Larry Marshall | 23 | 651 | 28.3 | 48 | 0 |
| 1973 | Larry Marshall | 14 | 391 | 27.9 | 38 | 0 |
| 1974 | Bill Thomas | 25 | 571 | 22.8 | 33 | 0 |
| 1975 | Reggie Craig | 10 | 247 | 24.7 | 63 | 0 |
| 1976 | Lawrence Williams | 25 | 688 | 27.6 | 64 | 0 |
| 1977 | Ted McKnight | 12 | 305 | 25.4 | 70 | 0 |

SUPERLATIVES

| | | | | | | |
|-------|------------------|----|------|------|------|---|
| 1978 | Eddie Payton | 30 | 775 | 25.8 | 66 | 0 |
| 1979 | Horace Belton | 22 | 463 | 21.0 | 52 | 0 |
| 1980 | Carlos Carson | 40 | 917 | 22.9 | 47 | 0 |
| 1981 | James Murphy | 20 | 457 | 22.9 | 46 | 0 |
| 1982 | Anthony Hancock | 27 | 609 | 22.6 | 68 | 0 |
| 1983 | Theotis Brown | 15 | 301 | 20.1 | 46 | 0 |
| 1984 | J.T. Smith | 19 | 391 | 20.6 | 39 | 0 |
| 1985 | Jeff Smith | 33 | 654 | 19.8 | 39 | 0 |
| 1986 | Jeff Smith | 29 | 557 | 19.2 | 29 | 0 |
| 1987* | Paul Palmer | 38 | 923 | 24.3 | 95 | 2 |
| 1988 | Kenny Gamble | 15 | 291 | 19.4 | 31 | 0 |
| 1989 | Danny Copeland | 26 | 466 | 17.9 | 36 | 0 |
| 1990 | Todd McNair | 14 | 227 | 16.2 | 23 | 0 |
| 1991 | Harvey Williams | 24 | 524 | 21.8 | 76 | 0 |
| 1992 | Harvey Williams | 21 | 405 | 19.3 | 37 | 0 |
| 1993 | Danan Hughes | 14 | 266 | 19.0 | 30 | 0 |
| 1994 | Ron Dickerson | 21 | 472 | 22.5 | 62 | 0 |
| 1995 | Tamarick Vanover | 43 | 1095 | 25.5 | 99 | 2 |
| 1996* | Tamarick Vanover | 33 | 854 | 25.9 | 97 | 1 |
| 1997 | Tamarick Vanover | 51 | 1308 | 25.6 | 94 | 1 |
| 1998 | Tamarick Vanover | 41 | 956 | 23.3 | 62 | 0 |
| 1999 | Tamarick Vanover | 44 | 886 | 20.1 | 29 | 0 |
| 2000 | Michael Cloud | 36 | 779 | 21.6 | 38 | 0 |
| 2001 | Dante Hall | 43 | 969 | 22.5 | 71 | 0 |
| 2002 | Dante Hall | 57 | 1354 | 23.8 | 88 | 1 |
| 2003* | Dante Hall | 57 | 1478 | 25.9 | 100 | 2 |
| 2004 | Dante Hall | 68 | 1718 | 25.3 | 97 | 2 |
| 2005 | Dante Hall | 65 | 1560 | 24.0 | 96 | 1 |
| 2006 | Dante Hall | 53 | 1207 | 22.8 | 60 | 0 |
| 2007 | Eddie Drummond | 37 | 785 | 21.2 | 39 | 0 |
| 2008 | Dantrell Savage | 26 | 633 | 24.3 | 59 | 0 |
| 2009 | Jamaal Charles | 36 | 925 | 25.7 | 97 | 1 |
| 2010 | Dexter McCluster | 26 | 527 | 20.3 | 36 | 0 |
| 2011 | Dexter McCluster | 25 | 557 | 22.3 | 35 | 0 |
| 2012 | Shaun Draughn | 23 | 537 | 23.3 | 41 | 0 |
| 2013 | Quintin Demps | 33 | 992 | 30.1 | 95t | 1 |
| 2014 | Knile Davis | 29 | 829 | 28.6 | 99t | 1 |
| 2015 | Knile Davis | 28 | 799 | 28.5 | 106t | 1 |
| 2016 | Tyreek Hill | 14 | 384 | 27.4 | 86t | 1 |
| 2017 | Akeem Hunt | 25 | 611 | 24.4 | 42 | 0 |
| 2018 | Tremont Smith | 33 | 886 | 26.8 | 97 | 0 |
| 2019 | Mecole Hardman | 27 | 704 | 26.1 | 104t | 1 |
| 2020 | Byron Pringle | 10 | 324 | 32.4 | 102t | 1 |
| 2021 | Byron Pringle | 25 | 621 | 24.8 | 39 | 0 |
| 2022 | Isiah Pacheco | 29 | 597 | 20.6 | 48 | 0 |

Leading Scorer

| Year | Player | TD | PAT | FG | Points |
|-------|---------------|----|-----|----|--------|
| 1960 | Jack Spikes | 5 | 34 | 13 | 103 |
| 1961 | Jack Spikes | 5 | 10 | 4 | 54 |
| 1962 | Abner Haynes | 19 | 0 | 0 | 114 |
| 1963 | Chris Burford | 9 | 1# | 0 | 56 |
| 1964 | Tommy Brooker | 0 | 46 | 8 | 70 |
| 1965 | Tommy Brooker | 0 | 37 | 13 | 76 |
| 1966 | Mike Mercer | 0 | 35 | 20 | 93 |
| 1967 | Jan Stenerud | 0 | 45 | 21 | 108 |
| 1968 | Jan Stenerud | 0 | 39 | 30 | 129 |
| 1969 | Jan Stenerud | 0 | 38 | 27 | 119 |
| 1970 | Jan Stenerud | 0 | 26 | 30 | 116 |
| 1971 | Jan Stenerud | 0 | 32 | 26 | 110 |
| 1972 | Jan Stenerud | 0 | 32 | 21 | 95 |
| 1973 | Jan Stenerud | 0 | 21 | 24 | 93 |
| 1974 | Jan Stenerud | 0 | 24 | 17 | 75 |
| 1975 | Jan Stenerud | 0 | 30 | 22 | 96 |
| 1976 | Jan Stenerud | 0 | 27 | 21 | 90 |
| 1977 | Jan Stenerud | 0 | 27 | 8 | 51 |
| 1978 | Jan Stenerud | 0 | 25 | 20 | 85 |
| 1979 | Jan Stenerud | 0 | 23 | 12 | 64 |
| 1980 | Nick Lowery | 0 | 37 | 20 | 97 |
| 1981 | Nick Lowery | 0 | 37 | 26 | 115 |
| 1982 | Nick Lowery | 0 | 17 | 19 | 74 |
| 1983 | Nick Lowery | 0 | 44 | 24 | 116 |
| 1984 | Nick Lowery | 0 | 35 | 23 | 104 |
| 1985 | Nick Lowery | 0 | 35 | 24 | 107 |
| 1986 | Nick Lowery | 0 | 43 | 19 | 100 |
| 1987 | Nick Lowery | 0 | 26 | 19 | 83 |
| 1988 | Nick Lowery | 0 | 23 | 27 | 104 |
| 1989 | Nick Lowery | 0 | 34 | 24 | 106 |
| 1990* | Nick Lowery | 0 | 37 | 34 | 139 |
| 1991 | Nick Lowery | 0 | 35 | 25 | 110 |
| 1992 | Nick Lowery | 0 | 39 | 22 | 105 |
| 1993 | Nick Lowery | 0 | 37 | 23 | 106 |

| | | | | | |
|-------|------------------|----|----|----|-----|
| 1994 | Lin Elliott | 0 | 30 | 25 | 105 |
| 1995 | Lin Elliott | 0 | 34 | 24 | 106 |
| 1996 | Pete Stoyanovich | 0 | 34 | 17 | 85 |
| 1997 | Pete Stoyanovich | 0 | 35 | 26 | 113 |
| 1998 | Pete Stoyanovich | 0 | 34 | 27 | 115 |
| 1999 | Pete Stoyanovich | 0 | 45 | 21 | 108 |
| 2000 | Todd Peterson | 0 | 25 | 15 | 70 |
| 2001 | Todd Peterson | 0 | 27 | 27 | 108 |
| 2002* | Priest Holmes | 24 | 0 | 0 | 144 |
| 2003 | Priest Holmes | 27 | 0 | 0 | 162 |
| 2004 | Lawrence Tynes | 0 | 58 | 17 | 109 |
| 2005 | Larry Johnson | 21 | 0 | 0 | 126 |
| 2006 | Larry Johnson | 19 | 0 | 0 | 114 |
| 2007 | Dave Rayner | 0 | 14 | 15 | 59 |
| 2008 | Tony Gonzalez | 10 | 0 | 0 | 60 |
| 2009 | Ryan Succop | 0 | 29 | 25 | 104 |
| 2010 | Ryan Succop | 0 | 42 | 20 | 102 |
| 2011 | Ryan Succop | 0 | 20 | 24 | 92 |
| 2012 | Ryan Succop | 0 | 17 | 28 | 101 |
| 2013 | Ryan Succop | 0 | 52 | 22 | 118 |
| 2014 | Cairo Santos | 0 | 38 | 25 | 113 |
| 2015 | Cairo Santos | 0 | 44 | 35 | 149 |
| 2016 | Cairo Santos | 0 | 36 | 31 | 129 |
| 2017 | Harrison Butker | 0 | 28 | 38 | 142 |
| 2018 | Harrison Butker | 0 | 65 | 24 | 137 |
| 2019 | Harrison Butker | 0 | 45 | 34 | 147 |
| 2020 | Harrison Butker | 0 | 48 | 25 | 123 |
| 2021 | Harrison Butker | 0 | 47 | 25 | 122 |
| 2022 | Harrison Butker | 0 | 38 | 18 | 92 |

Leading Non-Kicking Scorer

| Year | Player | Rush TD | Rec TD | Ret TD | Points |
|-------|-------------------|---------|--------|--------|--------|
| 1960 | Abner Haynes | 9 | 3 | 0 | 72 |
| 1961 | Abner Haynes | 9 | 3 | 1 | 78 |
| 1962 | Abner Haynes | 13 | 6 | 0 | 114 |
| 1963 | Chris Burford | 0 | 9 | 0 | 56# |
| 1964 | Frank Jackson | 0 | 9 | 0 | 54 |
| 1965 | Curtis McClinton | 6 | 3 | 0 | 54 |
| 1966 | Bert Coan | 7 | 2 | 0 | 54 |
| | Curtis McClinton | 4 | 5 | 0 | 54 |
| 1967 | Otis Taylor | 1 | 11 | 0 | 72 |
| 1968 | Robert Holmes | 7 | 0 | 0 | 42 |
| 1969 | Mike Garrett | 6 | 2 | 0 | 48 |
| 1970 | Wendell Hayes | 5 | 0 | 0 | 30 |
| 1971 | Ed Podolak | 9 | 0 | 0 | 54 |
| 1972 | Otis Taylor | 0 | 6 | 0 | 36 |
| | Ed Podolak | 4 | 2 | 0 | 36 |
| 1973 | Otis Taylor | 0 | 4 | 0 | 24 |
| 1974 | Woody Green | 3 | 1 | 0 | 24 |
| 1975 | Woody Green | 5 | 1 | 0 | 36 |
| 1976 | Walter White | 0 | 7 | 0 | 42 |
| 1977 | Ed Podolak | 5 | 0 | 0 | 30 |
| | Walter White | 0 | 5 | 0 | 30 |
| 1978 | Arnold Morgado | 7 | 0 | 0 | 42 |
| | Tony Reed | 6 | 1 | 0 | 42 |
| 1979 | Ted McKnight | 8 | 0 | 0 | 48 |
| 1980 | Henry Marshall | 0 | 6 | 0 | 36 |
| 1981 | Billy Jackson | 10 | 1 | 0 | 66 |
| 1982 | Billy Jackson | 3 | 0 | 0 | 18 |
| | Henry Marshall | 0 | 3 | 0 | 18 |
| 1983 | Theotis Brown | 8 | 2 | 0 | 60 |
| 1984 | 6 Players Tied | - | - | - | 24 |
| 1985 | Stephone Paige | 0 | 10 | 0 | 60 |
| 1986 | Stephone Paige | 0 | 11 | 0 | 66 |
| 1987 | Carlos Carson | 0 | 7 | 0 | 42 |
| 1988 | Stephone Paige | 0 | 7 | 0 | 42 |
| 1989 | Christian Okoye | 12 | 0 | 0 | 72 |
| 1990 | Christian Okoye | 7 | 0 | 0 | 42 |
| 1991 | Christian Okoye | 9 | 0 | 0 | 54 |
| 1992 | Christian Okoye | 6 | 0 | 0 | 36 |
| 1993* | Marcus Allen | 12 | 3 | 0 | 90 |
| 1994 | Marcus Allen | 7 | 0 | 0 | 44# |
| 1995 | Marcus Allen | 5 | 0 | 0 | 30 |
| | Steve Bono | 5 | 0 | 0 | 30 |
| | Willie Davis | 0 | 5 | 0 | 30 |
| | Tamarick Vanover | 0 | 2 | 3 | 30 |
| 1996 | Marcus Allen | 9 | 0 | 0 | 54 |
| 1997 | Marcus Allen | 11 | 0 | 0 | 66 |
| 1998 | Bam Morris | 8 | 0 | 0 | 48 |
| 1999 | Tony Gonzalez | 0 | 11 | 0 | 66 |
| 2000 | Derrick Alexander | 0 | 10 | 0 | 60 |
| 2001 | Priest Holmes | 8 | 2 | 0 | 60 |

SUPERLATIVES

| | | | | | |
|-------------|---------------------|----------|-----------|----------|------------|
| 2002* | Priest Holmes | 21 | 3 | 0 | 144 |
| 2003* | Priest Holmes | 27 | 0 | 0 | 162 |
| 2004 | Priest Holmes | 15 | 0 | 0 | 90 |
| 2005 | Larry Johnson | 21 | 1 | 0 | 126 |
| 2006 | Larry Johnson | 17 | 2 | 0 | 114 |
| 2007 | Dwayne Bowe | 0 | 5 | 0 | 30 |
| | Tony Gonzalez | 0 | 5 | 0 | 30 |
| 2008 | Tony Gonzalez | 0 | 10 | 0 | 60 |
| 2009 | Jamaal Charles | 7 | 1 | 1 | 56# |
| 2010 | Dwayne Bowe | 0 | 15 | 0 | 90 |
| 2011 | Dwayne Bowe | 0 | 5 | 0 | 30 |
| 2012 | Jamaal Charles | 5 | 1 | 0 | 36 |
| 2013 | Jamaal Charles | 12 | 7 | 0 | 114 |
| 2014 | Jamaal Charles | 9 | 5 | 0 | 84 |
| 2015 | Jeremy Maclin | 0 | 8 | 0 | 48 |
| 2016 | Tyreek Hill | 3 | 6 | 0 | 54 |
| 2017 | Kareem Hunt | 8 | 3 | 0 | 66 |
| 2018 | Kareem Hunt | 7 | 7 | 0 | 84 |
| | Tyreek Hill | 1 | 12 | 1 | 84 |
| 2019 | Tyreek Hill | 0 | 7 | 0 | 42 |
| | Mecole Hardman | 0 | 6 | 1 | 42 |
| | Damien Williams | 5 | 2 | 0 | 42 |
| 2020 | Tyreek Hill | 2 | 15 | 0 | 102 |
| 2021 | Travis Kelce | 1 | 9 | 0 | 60 |
| 2022 | Travis Kelce | 0 | 12 | 0 | 74# |

Includes two-point conversion

NFL Ranking by Yardage

(Compiled Since 1971)

| Year | OFFENSE | | | DEFENSE | | |
|------|---------|---------|---------|---------|---------|---------|
| | Total | Rushing | Passing | Total | Rushing | Passing |
| 1971 | 9 | 12 | 7 | 7 | 3 | 24 |
| 1972 | 17 | 16 | 18t | 15 | 11 | 18 |
| 1973 | 20 | 19 | 19 | 7 | 9 | 4 |
| 1974 | 16 | 17 | 15 | 25 | 12 | 25 |
| 1975 | 15 | 15 | 12 | 25 | 25 | 20 |
| 1976 | 7 | 22 | 1 | 27 | 27 | 24 |
| 1977 | 16 | 20 | 12 | 28 | 28 | 14 |
| 1978 | 15 | 2 | 27 | 20 | 18 | 17 |
| 1979 | 27 | 13 | 28 | 12 | 6 | 22 |
| 1980 | 28 | 18† | 27 | 18 | 21 | 10 |
| 1981 | 17 | 3 | 25 | 17 | 3 | 23 |
| 1982 | 25 | 21 | 21 | 10 | 19 | 10 |
| 1983 | 9 | 28 | 3 | 14 | 20 | 10 |
| 1984 | 17 | 27 | 7 | 24 | 16 | 23 |
| 1985 | 22 | 28 | 11 | 21 | 20 | 20 |
| 1986 | 28 | 27 | 21 | 8 | 11 | 12 |
| 1987 | 24 | 19 | 26 | 27 | 27 | 22 |
| 1988 | 22 | 22 | 16 | 10 | 28 | 1 |
| 1989 | 13 | 4 | 21 | 2 | 12 | 2 |
| 1990 | 7 | 10 | 9 | 16 | 12 | 17 |
| 1991 | 5 | 3 | 14 | 13 | 18 | 16 |
| 1992 | 25 | 23 | 20 | 5 | 15 | 2 |
| 1993 | 16 | 20 | 15 | 11 | 9 | 14 |
| 1994 | 5 | 11 | 7 | 12 | 16 | 10 |
| 1995 | 14 | 1 | 25 | 2 | 3 | 5 |
| 1996 | 22 | 4 | 26 | 18 | 13 | 22 |
| 1997 | 14 | 5 | 24 | 11 | 7 | 16 |
| 1998 | 19 | 23 | 16 | 9 | 18 | 7 |
| 1999 | 12 | 4 | 22 | 14 | 11 | 16 |
| 2000 | 8 | 25 | 5 | 18 | 17 | 20 |
| 2001 | 5 | 6 | 5 | 23 | 27 | 14 |
| 2002 | 4 | 3 | 11 | 32 | 24 | 31 |
| 2003 | 2 | 15 | 2 | 29 | 30 | 20 |
| 2004 | 1 | 5 | 4 | 31 | 12 | 32 |
| 2005 | 1 | 4 | 6 | 25 | 7 | 30 |
| 2006 | 16 | 9 | 22 | 16 | 18 | 18 |
| 2007 | 31 | 32 | 20 | 13 | 28 | 5 |
| 2008 | 24 | 16 | 20 | 31 | 30 | 28 |
| 2009 | 25 | 11 | 25 | 30 | 31 | 22 |
| 2010 | 12 | 1 | 30 | 14 | 14 | 17 |
| 2011 | 27 | 15 | 25 | 11 | 26 | 6 |
| 2012 | 24 | 5 | 32 | 20 | 27 | 12 |
| 2013 | 21 | 10 | 24t | 24 | 22 | 25 |
| 2014 | 25 | 10 | 29 | 7 | 28 | 2 |
| 2015 | 27 | 6 | 30 | 7 | 8 | 9 |
| 2016 | 20 | 15 | 19 | 24 | 26 | 18 |
| 2017 | 5 | 9 | 7 | 28 | 25 | 29 |
| 2018 | 1 | 16 | 3 | 31 | 27 | 31 |
| 2019 | 6 | 23 | 5 | 17 | 26 | 8 |
| 2020 | 1 | 16 | 1 | 16 | 21 | 14 |
| 2021 | 3 | 16 | 4 | 27 | 21 | 27 |

| 2022 | 1 | 20 | 1 | 11 | 8 | 18 |
|----------------------|-------------|-------------|------------|------------|-------------|--------------|
| t-Tied for position | | | | | | |
| Offense Year-By-Year | | | | | | |
| Year | Total Plays | First Downs | Rush Yards | Pass Yards | Total Yards | Total Points |
| 1960 | 918 | 255 | 1814 | 2831 | 4645 | 362 |
| 1961 | 838 | 234 | 2183 | 2576 | 4759 | 334 |
| 1962 | 840 | 259 | 2407 | 2455 | 4862 | 389 |
| 1963 | 872 | 250 | 1697 | 2651 | 4348 | 347 |
| 1964 | 871 | 244 | 1839 | 2871 | 4710 | 366 |
| 1965 | 833 | 228 | 1736 | 2554 | 4290 | 322 |
| 1966 | 846 | 266 | 2274 | 2840 | 5114 | 448 |
| 1967 | 872 | 251 | 2018 | 2472 | 4490 | 408 |
| 1968 | 831 | 223 | 2227 | 2276 | 4503 | 371 |
| 1969 | 899 | 258 | 2220 | 2387 | 4607 | 359 |
| 1970 | 770 | 183 | 1858 | 1719 | 3577 | 272 |
| 1971 | 836 | 240 | 1843 | 2347 | 4190 | 302 |
| 1972 | 894 | 245 | 1915 | 2041 | 3956 | 287 |
| 1973 | 863 | 208 | 1793 | 1743 | 3536 | 231 |
| 1974 | 901 | 224 | 1720 | 2108 | 3828 | 233 |
| 1975 | 933 | 261 | 1847 | 2360 | 4207 | 282 |
| 1976 | 959 | 275 | 1873 | 2929 | 4804 | 290 |
| 1977 | 878 | 228 | 1843 | 2093 | 3936 | 225 |
| 1978 | 1054 | 287 | 2986 | 1834 | 4820 | 243 |
| 1979 | 972 | 241 | 2316 | 1660 | 3976 | 238 |
| 1980 | 1009 | 270 | 1873 | 2448 | 4321 | 319 |
| 1981 | 1057 | 315 | 2633 | 2640 | 5273 | 343 |
| 1982* | 573 | 163 | 943 | 1555 | 2498 | 176 |
| 1983 | 1074 | 314 | 1254 | 4341 | 5595 | 386 |
| 1984 | 1034 | 295 | 1527 | 3568 | 5095 | 314 |
| 1985 | 982 | 258 | 1486 | 3391 | 4877 | 317 |
| 1986 | 1003 | 264 | 1468 | 2750 | 4218 | 358 |
| 1987# | 899 | 265 | 1799 | 2619 | 4418 | 273 |
| 1988 | 1019 | 289 | 1713 | 3131 | 4844 | 254 |
| 1989 | 1017 | 304 | 2227 | 3038 | 5265 | 318 |
| 1990 | 975 | 280 | 1948 | 3267 | 5215 | 369 |
| 1991 | 1021 | 322 | 2217 | 3104 | 5321 | 322 |
| 1992 | 907 | 246 | 1532 | 2792 | 4324 | 348 |
| 1993 | 970 | 300 | 1655 | 3180 | 4835 | 328 |
| 1994 | 1098 | 322 | 1732 | 3960 | 5692 | 319 |
| 1995 | 1059 | 295 | 2222 | 3020 | 5242 | 358 |
| 1996 | 1045 | 312 | 2009 | 2890 | 4899 | 297 |
| 1997 | 1054 | 315 | 2171 | 2893 | 5064 | 375 |
| 1998 | 1012 | 289 | 1548 | 3260 | 4808 | 327 |
| 1999 | 1049 | 282 | 2082 | 3239 | 5321 | 390 |
| 2000 | 999 | 321 | 1465 | 4149 | 5614 | 355 |
| 2001 | 1015 | 324 | 2008 | 3665 | 5673 | 320 |
| 2002 | 965 | 343 | 2378 | 3622 | 6000 | 467 |
| 2003 | 1003 | 348 | 1929 | 3981 | 5910 | 484 |
| 2004 | 1089 | 398 | 2289 | 4406 | 6695 | 483 |
| 2005 | 1059 | 347 | 2382 | 3810 | 6192 | 403 |
| 2006 | 1004 | 310 | 2143 | 3000 | 5143 | 331 |
| 2007 | 1001 | 255 | 1248 | 3181 | 4429 | 226 |
| 2008 | 957 | 273 | 1810 | 3129 | 4939 | 291 |
| 2009 | 1019 | 256 | 1929 | 2922 | 4851 | 294 |
| 2010 | 1063 | 319 | 2627 | 2968 | 5595 | 366 |
| 2011 | 1021 | 277 | 1893 | 3080 | 4973 | 212 |
| 2012 | 1015 | 286 | 2395 | 2713 | 5108 | 211 |
| 2013 | 1029 | 323 | 2056 | 3340 | 5396 | 430 |
| 2014 | 962 | 309 | 1918 | 3182 | 5100 | 353 |
| 2015 | 955 | 303 | 2044 | 3255 | 5299 | 405 |
| 2016 | 990 | 305 | 1748 | 3740 | 5488 | 328 |
| 2017 | 935 | 322 | 1905 | 4104 | 6007 | 415 |
| 2018 | 996 | 384 | 1855 | 4955 | 6801 | 565 |
| 2019 | 976 | 350 | 1569 | 4498 | 6067 | 451 |
| 2020 | 1057 | 397 | 1799 | 4854 | 6653 | 473 |
| 2021 | 1134 | 419 | 1955 | 4937 | 6746 | 480 |
| 2022 | 1094 | 408 | 1970 | 5062 | 7032 | 496 |

Bold Denotes Club Record

Italics Denotes NFL Record

Yardages Net *Nine Games #15 Games

Defense Year-By-Year

| Year | Total Plays | First Downs | Rush Yards | Pass Yards | Total Yards | Total Points |
|------|-------------|-------------|------------|------------|-------------|--------------|
| 1960 | 924 | 253 | 980 | 3002 | 3982 | 253 |
| 1961 | 844 | 248 | 1525 | 3077 | 4602 | 343 |
| 1962 | 848 | 239 | 1250 | 2701 | 3951 | 233 |
| 1963 | 856 | 228 | 1558 | 2629 | 4187 | 263 |
| 1964 | 856 | 204 | 1315 | 2620 | 3935 | 306 |
| 1965 | 847 | 200 | 1366 | 2457 | 3749 | 285 |
| 1966 | 873 | 222 | 1356 | 2614 | 3970 | 276 |

SUPERLATIVES

| | | | | | | |
|-------|------|-----|------|------|------|-----|
| 1967 | 843 | 221 | 1408 | 2536 | 3944 | 254 |
| 1968 | 900 | 215 | 1266 | 2823 | 4089 | 170 |
| 1969 | 808 | 181 | 1091 | 2072 | 3163 | 177 |
| 1970 | 851 | 226 | 1657 | 2010 | 3667 | 244 |
| 1971 | 813 | 223 | 1337 | 2506 | 3770 | 208 |
| 1972 | 853 | 227 | 1805 | 2222 | 4027 | 254 |
| 1973 | 856 | 209 | 1956 | 1619 | 3575 | 192 |
| 1974 | 936 | 267 | 1801 | 2663 | 4464 | 293 |
| 1975 | 915 | 289 | 2712 | 2512 | 5224 | 341 |
| 1976 | 899 | 309 | 2861 | 2496 | 5359 | 376 |
| 1977 | 992 | 304 | 2971 | 2022 | 4993 | 349 |
| 1978 | 995 | 284 | 2389 | 2582 | 4971 | 327 |
| 1979 | 1088 | 297 | 1847 | 3124 | 4971 | 262 |
| 1980 | 1096 | 328 | 2206 | 3109 | 5315 | 336 |
| 1981 | 1102 | 316 | 1747 | 3626 | 5373 | 290 |
| 1982* | 556 | 170 | 1066 | 1667 | 2733 | 184 |
| 1983 | 1089 | 319 | 2275 | 3111 | 5386 | 367 |
| 1984 | 1159 | 335 | 1982 | 3645 | 5625 | 324 |
| 1985 | 1126 | 336 | 2169 | 3489 | 5658 | 360 |
| 1986 | 1098 | 310 | 1739 | 3195 | 4934 | 326 |
| 1987# | 1045 | 344 | 2333 | 3306 | 5639 | 388 |
| 1988 | 1042 | 318 | 2592 | 2434 | 5026 | 320 |
| 1989 | 952 | 253 | 1766 | 2527 | 4293 | 253 |
| 1990 | 945 | 268 | 1640 | 3241 | 4881 | 257 |
| 1991 | 927 | 275 | 1770 | 3228 | 4998 | 252 |
| 1992 | 949 | 256 | 1767 | 2537 | 4324 | 282 |
| 1993 | 1013 | 300 | 1620 | 3151 | 4771 | 291 |
| 1994 | 989 | 289 | 1734 | 3266 | 5000 | 298 |
| 1995 | 1047 | 289 | 1327 | 3222 | 4549 | 241 |
| 1996 | 1008 | 296 | 1666 | 3538 | 5204 | 300 |
| 1997 | 974 | 278 | 1621 | 3259 | 4880 | 232 |
| 1998 | 1010 | 321 | 1869 | 2985 | 4854 | 363 |
| 1999 | 1033 | 281 | 1557 | 3482 | 5039 | 322 |
| 2000 | 1041 | 330 | 1809 | 3417 | 5280 | 354 |
| 2001 | 1003 | 296 | 2140 | 3164 | 5304 | 344 |
| 2002 | 1081 | 367 | 2067 | 4181 | 6248 | 399 |
| 2003 | 1054 | 322 | 2344 | 3363 | 5707 | 332 |
| 2004 | 960 | 327 | 1834 | 4203 | 6037 | 435 |
| 2005 | 971 | 292 | 1570 | 3679 | 5249 | 325 |
| 2006 | 999 | 298 | 1928 | 3334 | 5262 | 315 |
| 2007 | 980 | 278 | 2089 | 3022 | 5111 | 335 |
| 2008 | 1041 | 344 | 2543 | 3748 | 6291 | 440 |
| 2009 | 1062 | 318 | 2504 | 3707 | 6211 | 424 |
| 2010 | 1028 | 293 | 1764 | 3519 | 5283 | 326 |
| 2011 | 991 | 291 | 2112 | 3221 | 5333 | 338 |
| 2012 | 973 | 301 | 2171 | 3533 | 5704 | 425 |
| 2013 | 1067 | 303 | 1923 | 3962 | 5885 | 305 |
| 2014 | 1024 | 310 | 2036 | 3252 | 5288 | 281 |
| 2015 | 1037 | 313 | 1571 | 3698 | 5269 | 287 |
| 2016 | 1063 | 342 | 1938 | 3958 | 5896 | 304 |
| 2017 | 1044 | 352 | 1890 | 3952 | 5842 | 339 |
| 2018 | 1109 | 419 | 2114 | 4374 | 6488 | 421 |
| 2019 | 1043 | 344 | 2051 | 3543 | 5594 | 308 |
| 2020 | 1022 | 353 | 1954 | 3779 | 5733 | 362 |
| 2021 | 1060 | 363 | 1999 | 4273 | 6272 | 364 |
| 2022 | 1093 | 337 | 1823 | 3756 | 5579 | 369 |

Bold Denotes Club Record
 Italics Denotes NFL Record
 Yardages Net *Nine Games #15 Games

Turnovers Year-By-Year

| Year | TAKEAWAYS | | | GIVEAWAYS | | | RATIO |
|------|-----------|---------|-------|-----------|---------|-------|-------|
| | INTs | FUMBLES | TOTAL | INTs | FUMBLES | TOTAL | |
| 1960 | 27 | 16 | 43 | 19 | 18 | 37 | +6 |
| 1961 | 20 | 18 | 38 | 18 | 18 | 37 | +2 |
| 1962 | 32 | 17 | 49 | 17 | 14 | 31 | +18 |
| 1963 | 26 | 19 | 45 | 22 | 16 | 38 | +7 |
| 1964 | 28 | 19 | 47 | 21 | 19 | 40 | +7 |
| 1965 | 20 | 13 | 33 | 20 | 21 | 41 | -8 |
| 1966 | 33 | 8 | 41 | 15 | 16 | 31 | +10 |
| 1967 | 31 | 11 | 42 | 19 | 8 | 27 | +15 |
| 1968 | 37 | 12 | 49 | 11 | 16 | 27 | +22 |
| 1969 | 32 | 15 | 47 | 20 | 19 | 39 | +8 |
| 1970 | 31 | 12 | 43 | 16 | 15 | 31 | +12 |
| 1971 | 27 | 7 | 34 | 13 | 13 | 26 | +8 |
| 1972 | 24 | 19 | 43 | 20 | 12 | 32 | +11 |
| 1973 | 21 | 18 | 39 | 13 | 18 | 31 | +8 |
| 1974 | 28 | 16 | 44 | 25 | 13 | 38 | +6 |
| 1975 | 20 | 22 | 42 | 15 | 18 | 33 | +9 |
| 1976 | 23 | 20 | 43 | 17 | 16 | 33 | +10 |
| 1977 | 21 | 23 | 44 | 26 | 21 | 47 | -3 |
| 1978 | 21 | 14 | 35 | 16 | 18 | 34 | +1 |

| | | | | | | | |
|-------|----|------------|-----------|-----------|----------|-----------|-------------|
| 1979 | 23 | 14 | 37 | 18 | 18 | 36 | +1 |
| 1980 | 28 | 15 | 43 | 14 | 16 | 30 | +13 |
| 1981 | 26 | 21 | 47 | 22 | 24 | 46 | +1 |
| 1982* | 12 | 10 | 22 | 8 | 4 | 12 | +10 |
| 1983 | 30 | 21 | 51 | 19 | 19 | 38 | +13 |
| 1984 | 30 | 11 | 41 | 22 | 15 | 37 | +5 |
| 1985 | 27 | 14 | 41 | 23 | 11 | 34 | +7 |
| 1986 | 31 | 18 | 49 | 18 | 17 | 35 | +14 |
| 1987# | 11 | 17 | 28 | 17 | 24 | 41 | -13 |
| 1988 | 18 | 13 | 31 | 21 | 12 | 33 | -2 |
| 1989 | 15 | 18 | 33 | 23 | 18 | 41 | -8 |
| 1990 | 20 | 25† | 45† | 5† | 14 | 19 | +26† |
| 1991 | 15 | 18 | 33 | 14 | 8† | 22 | +11 |
| 1992 | 24 | 15 | 39 | 12 | 9 | 21 | +18† |
| 1993 | 21 | 17 | 38 | 10 | 18 | 28 | +10 |
| 1994 | 12 | 26† | 38 | 14 | 12 | 26 | +12 |
| 1995 | 16 | 17 | 33 | 10 | 11 | 21 | +12† |
| 1996 | 17 | 10 | 27 | 14 | 10 | 24 | +3 |
| 1997 | 21 | 13 | 34 | 10 | 10 | 20 | +14 |
| 1998 | 13 | 20 | 33 | 18 | 14 | 32 | +1 |
| 1999 | 25 | 20 | 45 | 15 | 9 | 24 | +21† |
| 2000 | 15 | 14 | 29 | 15 | 11 | 26 | +3 |
| 2001 | 13 | 13 | 26 | 24 | 9 | 33 | -7 |
| 2002 | 18 | 13 | 31 | 13 | 2 | 15 | +16 |
| 2003 | 25 | 12 | 37 | 12 | 6 | 19 | +19† |
| 2004 | 13 | 8 | 21 | 17 | 10 | 27 | -6 |
| 2005 | 16 | 15 | 31 | 10 | 13 | 23 | +8 |
| 2006 | 15 | 15 | 30 | 12 | 14 | 26 | +4 |
| 2007 | 14 | 8 | 22 | 20 | 13 | 33 | -11 |
| 2008 | 13 | 16 | 29 | 16 | 8 | 24 | +5 |
| 2009 | 15 | 13 | 28 | 17 | 10 | 27 | +1 |
| 2010 | 14 | 9 | 23 | 8 | 6 | 14 | +9 |
| 2011 | 20 | 6 | 26 | 28 | 18 | 10 | -2 |
| 2012 | 7 | 6 | 13 | 20 | 17 | 37 | -24 |
| 2013 | 21 | 15 | 36 | 8 | 10 | 18 | +18 |
| 2014 | 6 | 8 | 14 | 6 | 11 | 17 | -3 |
| 2015 | 26 | 8 | 34 | 8 | 9 | 17 | +17 |
| 2016 | 18 | 15 | 33 | 8 | 8 | 17 | +16 |
| 2017 | 16 | 10 | 26 | 8 | 3 | 11 | +15 |
| 2018 | 15 | 12 | 27 | 12 | 6 | 18 | +9 |
| 2019 | 16 | 7 | 23 | 5 | 10 | 15 | +8 |
| 2020 | 16 | 6 | 22 | 7 | 9 | 16 | +6 |
| 2021 | 15 | 14 | 29 | 13 | 12 | 25 | +4 |
| 2022 | 11 | 9 | 20 | 12 | 11 | 23 | -3 |

Bold Denotes Club Record †Denotes NFL Season Leader * Nine Games #15 Games
Note: Chiefs six straight years (1990-95) with a +10 turnover ratio is an NFL record.

CAREER LEADERS

Games Played

Includes all players with 100 games played

| Player | Games Played |
|-------------------------------|--------------|
| 1. Dustin Colquitt (2005-19) | 238 |
| 2. Will Shields (1993-06) | 224 |
| 3. Nick Lowery (1980-93) | 212 |
| 4. Jerrel Wilson (1963-77) | 203 |
| 5. Tony Gonzalez (1997-08) | 190 |
| 6. Jan Stenerud (1967-79) | 186 |
| 7. Len Dawson (1962-75) | 183 |
| 8. Buck Buchanan (1963-75) | 182 |
| Derrick Johnson (2005-17) | 182 |
| 10. Emmitt Thomas (1966-78) | 181 |
| 11. Jim Tyrer (1961-73) | 180 |
| 12. John Alt (1984-96) | 179 |
| 13. Jack Rudnay (1970-82) | 178 |
| 14. Ed Budde (1963-76) | 177 |
| Tamba Hali (2006-17) | 177 |
| 16. Derrick Thomas (1989-99) | 169 |
| Tim Grunhard (1990-00) | 169 |
| 18. Bobby Bell (1963-74) | 169 |
| 19. Henry Marshall (1976-87) | 165 |
| 20. Johnny Robinson (1960-71) | 164 |
| 21. Tony Richardson (1995-05) | 163 |
| Brian Waters (2000-10) | 163 |
| 23. Kevin Ross (1984-93, '97) | 156 |
| 24. Jim Lynch (1967-77) | 151 |
| 25. Dave Hill (1963-74) | 150 |
| Albert Lewis (1983-93) | 150 |
| 27. Willie Lanier (1967-77) | 149 |
| 28. Deron Cherry (1981-91) | 148 |

SUPERLATIVES

| | | |
|------------|-----------------------------------|------------|
| 29. | Tom Condon (1974-84) | 147 |
| 30. | Lloyd Burruss (1981-91) | 145 |
| 31. | Travis Kelce (2013-22) | 144 |
| 32. | Casey Wiegmann (2001-07, 2010-11) | 143 |
| 33. | Dave Szott (1990-00) | 142 |
| 34. | Jerry Mays (1961-70) | 140 |
| 35. | Rich Baldinger (1983-92) | 139 |
| | Dave Lutz (1983-92) | 139 |
| 37. | Neil Smith (1988-96) | 138 |
| 38. | Art Still (1978-87) | 136 |
| | Jonathan Hayes (1985-93) | 136 |
| 40. | Mike Bell (1979-85, '87-91) | 135 |
| 41. | Otis Taylor (1965-75) | 130 |
| | James Winchester (2015-22) | 130 |
| 43. | Jerome Woods (1996-05) | 128 |
| | Eric Hicks (1998-06) | 128 |
| 45. | E.J. Holub (1961-70) | 127 |
| 46. | Matt Herkenhoff (1976-85) | 125 |
| | Stephone Paige (1983-91) | 125 |
| | Kimble Anders (1991-00) | 125 |
| | Dan Saleaumua (1989-96) | 125 |
| | Anthony Sherman (2013-20) | 125 |
| 51. | Gary Spani (1978-86) | 124 |
| 52. | John Browning (1996-05) | 121 |
| 53. | Carlos Carson (1980-89) | 120 |
| 54. | Charlie Getty (1974-82) | 119 |
| | Jason Dunn (2000-07) | 119 |
| 56. | Fred Arbanas (1962-70) | 118 |
| | Dave Lindstrom (1978-85) | 118 |
| | Greg Wesley (2000-07) | 118 |
| | Dwayne Bowe (2007-14) | 118 |
| 60. | Donnie Edwards (1996-01, 2007-08) | 117 |
| | Eric Fisher (2013-20) | 117 |
| 62. | Bill Maas (1984-92) | 116 |
| 63. | Jim Kearney (1967-75) | 115 |
| | Eric Warfield (1998-05) | 115 |
| 65. | Daniel Sorensen (2014-21) | 111 |
| 66. | Tracy Simien (1991-97) | 109 |
| 67. | Sherrill Headrick (1960-67) | 108 |
| 68. | Curtis McClinton (1962-69) | 107 |
| | Ed Beckman (1977-84) | 107 |
| | Chris Jones (2016-22) | 107 |
| 71. | Bill Kenney (1980-88) | 106 |
| | Kendall Gammon (2000-06) | 106 |
| 73. | Thomas Gafford (2008-14) | 105 |
| 74. | Ed Podolak (1969-77) | 104 |
| | Dale Carter (1992-98) | 104 |
| 76. | Chris Burford (1960-67) | 103 |
| | Leonard Griffin (1986-93) | 103 |
| | Jamaal Charles (2008-16) | 103 |
| 79. | Justin Houston (2011-18) | 102 |
| | Allen Bailey (2011-18) | 102 |
| 81. | Gary Barbaro (1976-82) | 101 |
| 82. | Whitney Paul (1976-81, '86) | 100 |
| | Gary Green (1977-83) | 100 |

Games Started

Includes all players with 100 games started, compiled since 1968

| | Player | Games Started |
|------------|-----------------------------------|---------------|
| 1. | Will Shields (1993-06) | 223 |
| 2. | Tony Gonzalez (1997-08) | 174 |
| 3. | Jack Rudnay (1970-82) | 171 |
| 4. | Derrick Johnson (2005-17) | 169 |
| 5. | Tim Grunhard (1990-00) | 164 |
| 6. | Len Dawson (1962-75) | 158* |
| 7. | Derrick Thomas (1989-99) | 157 |
| | Tamba Hali (2006-17) | 157 |
| 9. | John Alt (1984-96) | 149 |
| | Brian Waters (2000-10) | 149 |
| 11. | Emmitt Thomas (1966-78) | 148** |
| 12. | Kevin Ross (1984-93, '97) | 144 |
| 13. | Casey Wiegmann (2001-07, 2010-11) | 143 |
| 14. | Willie Lanier (1967-77) | 137** |
| | Jim Lynch (1967-77) | 137** |
| | Travis Kelce (2013-22) | 137 |
| 17. | Dave Szott (1990-00) | 136 |
| 18. | Henry Marshall (1976-87) | 135 |
| 19. | Art Still (1978-81) | 133 |
| 20. | Albert Lewis (1983-93) | 128 |
| 21. | Neil Smith (1988-96) | 127 |
| 22. | Deron Cherry (1981-91) | 124 |
| 23. | Dave Lutz (1983-92) | 123 |

| | | |
|-----|-----------------------------------|-------|
| 24. | Willie Lanier (1967-77) | 122 |
| | Matt Herkenhoff (1976-85) | 122 |
| 26. | Tom Condon (1974-84) | 119 |
| 27. | Dan Saleaumua (1989-96) | 117 |
| 28. | Eric Fisher (2013-20) | 113 |
| 29. | Jim Kearney (1967-75) | 112** |
| 30. | Bill Maas (1984-91) | 111 |
| | Dwayne Bowe (2007-14) | 111 |
| 32. | Buck Buchanan (1963-75) | 109** |
| 33. | Gary Spani (1978-86) | 108 |
| 34. | Jerome Woods (1996-05) | 105 |
| 35. | Charlie Getty (1974-82) | 104 |
| | Eric Hicks (1998-06) | 104 |
| 37. | Lloyd Burruss (1981-91) | 103 |
| | Rich Baldinger (1983-92) | 103 |
| | Greg Wesley (2000-07) | 103 |
| 40. | Gary Barbaro (1976-82) | 101 |
| 41. | Donnie Edwards (1996-01, 2007-08) | 100 |
| | Mike Bell (1979-85, '87-91) | 100 |

* Includes all of Dawson's starts dating back to '62. ** Does not include starts prior to '68.

Rushing

Includes all players with 1,000 rushing yards

| | | No. | Yds. | Avg. | TD |
|------------|-----------------------------------|------------|--------------|------------|-----------|
| 1. | Jamaal Charles (2008-15) | 1320 | 7,220 | 5.5 | 42 |
| 2. | Priest Holmes (2001-07) | 1321 | 6,070 | 4.6 | 76 |
| 3. | Larry Johnson (2003-09) | 1375 | 6,015 | 4.4 | 55 |
| 4. | Christian Okoye (1987-92) | 1246 | 4,857 | 3.9 | 40 |
| 5. | Ed Podolak (1969-77) | 1157 | 4,451 | 3.8 | 34 |
| 6. | Abner Haynes (1960-64) | 792 | 3,837 | 4.8 | 39 |
| 7. | Marcus Allen (1993-97) | 932 | 3,698 | 4.0 | 44 |
| 8. | Mike Garrett (1966-70) | 736 | 3,246 | 4.4 | 23 |
| 9. | Curtis McClinton (1962-69) | 762 | 3,124 | 4.1 | 18 |
| 10. | Herman Heard (1984-89) | 651 | 2,694 | 4.1 | 13 |
| 11. | Wendell Hayes (1968-74) | 668 | 2,560 | 3.8 | 18 |
| 12. | Greg Hill (1994-97) | 588 | 2,436 | 4.1 | 6 |
| 13. | Ted McKnight (1977-81) | 528 | 2,344 | 4.4 | 22 |
| 14. | Barry Word (1990-92) | 527 | 2,306 | 4.4 | 12 |
| 15. | Kimble Anders (1991-00) | 490 | 2,261 | 4.6 | 9 |
| 16. | Tony Reed (1977-80) | 513 | 2,184 | 4.3 | 8 |
| 17. | Kareem Hunt (2017-18) | 453 | 2,151 | 4.7 | 15 |
| 18. | Donnell Bennett (1994-00) | 519 | 1,902 | 3.7 | 17 |
| 19. | Robert Holmes (1968-71) | 390 | 1,689 | 4.3 | 12 |
| 20. | Alex Smith (2013-17) | 317 | 1,672 | 5.3 | 10 |
| 21. | C.Edwards-Helaire(2020-22) | 371 | 1,622 | 4.4 | 11 |
| 22. | Spencer Ware (2015-19) | 337 | 1,621 | 4.6 | 11 |
| 23. | Tony Richardson (1995-05) | 395 | 1,576 | 4.0 | 15 |
| 24. | Patrick Mahomes (2017-22) | 299 | 1,547 | 5.2 | 12 |
| 25. | Joe Delaney (1981-82) | 321 | 1,501 | 4.6 | 3 |
| 26. | Woody Green (1974-76) | 375 | 1,442 | 3.8 | 11 |
| 27. | Jack Spikes(1960-64) | 329 | 1,392 | 4.2 | 12 |
| 28. | Thomas Jones (2010-11) | 398 | 1,374 | 3.5 | 6 |
| | Billy Jackson (1981-84) | 399 | 1,365 | 3.4 | 16 |
| 30. | Len Dawson (1962-75) | 283 | 1,253 | 4.4 | 9 |
| 31. | Bert Coan (1963-68) | 273 | 1,249 | 4.6 | 15 |
| 32. | MacArthur Lane (1975-78) | 318 | 1,209 | 3.8 | 8 |
| 33. | Mack Lee Hill (1964-65) | 230 | 1,203 | 5.2 | 6 |
| 34. | Warren McVea (1969-73) | 239 | 1,053 | 4.4 | 10 |
| 35. | James Hadnot (1980-83) | 266 | 1,029 | 3.9 | 5 |

Receptions

Includes all players with 100 receptions

| | Player | No. | Yds. | Avg. | TD |
|-----------|-------------------------------|------------|---------------|-------------|-----------|
| 1. | Tony Gonzalez (1997-08) | 916 | 10,940 | 11.9 | 76 |
| 2. | Travis Kelce (2013-22) | 814 | 10,344 | 12.7 | 69 |
| 3. | Dwayne Bowe (2007-14) | 532 | 7,155 | 13.4 | 44 |
| 4. | Tyreek Hill (2016-21) | 479 | 6,630 | 13.8 | 56 |
| 5. | Henry Marshall (1976-87) | 416 | 6,545 | 15.7 | 33 |
| 6. | Otis Taylor (1965-75) | 410 | 7,306 | 17.8 | 57 |
| 7. | Chris Burford (1960-67) | 391 | 5,525 | 14.1 | 55 |
| 8. | Stephone Paige (1983-91) | 377 | 6,341 | 16.8 | 49 |
| 9. | Kimble Anders (1991-00) | 369 | 2,829 | 7.7 | 9 |
| 10. | Carlos Carson (1980-89) | 352 | 6,360 | 18.1 | 33 |
| 11. | Eddie Kennison (2001-07) | 321 | 5,230 | 16.3 | 25 |
| 12. | Ed Podolak (1969-77) | 288 | 2,456 | 8.5 | 6 |
| 13. | Jamaal Charles (2008-15) | 283 | 2,443 | 8.6 | 20 |
| 14. | Priest Holmes (2001-07) | 251 | 2,377 | 9.5 | 7 |
| 15. | Derrick Alexander (1998-01) | 213 | 3,685 | 17.3 | 19 |
| 16. | Abner Haynes (1960-65) | 199 | 2,739 | 13.8 | 17 |
| 17. | Fred Arbanas (1962-70) | 198 | 3,101 | 15.7 | 34 |
| 18. | Todd McNair (1989-93, '96) | 186 | 1,856 | 10.0 | 6 |
| 19. | J.J. Birden (1990-94) | 183 | 2,819 | 15.4 | 7 |

SUPERLATIVES

| | | | | | |
|-----|----------------------------|-----|-------|------|----|
| 20. | Tony Richardson (1995-05) | 177 | 1,298 | 7.3 | 9 |
| 21. | Willie Davis (1991-95) | 172 | 3,014 | 17.5 | 20 |
| | Dexter McCluster (2010-13) | 172 | 1,500 | 8.7 | 5 |
| 23. | J.T. Smith (1978-84) | 167 | 2,273 | 13.6 | 8 |
| 24. | Walter White (1975-79) | 163 | 2,396 | 14.7 | 16 |
| | Frank Jackson (1961-65) | 163 | 2,516 | 15.4 | 21 |
| 26. | Curtis McClinton (1960-69) | 154 | 1,945 | 12.6 | 14 |
| 27. | Larry Johnson (2003-09) | 151 | 1,369 | 9.1 | 6 |
| | Mecole Hardman (2019-22) | 151 | 2,088 | 13.8 | 16 |
| 29. | Emile Harry (1986-92) | 149 | 1,999 | 13.4 | 9 |
| | Dante Hall (2000-06) | 145 | 1,615 | 11.1 | 9 |
| | Demarcus Robinson(2016-21) | 145 | 1,679 | 11.6 | 14 |
| 32. | Marcus Allen (1993-97) | 141 | 1,153 | 8.2 | 3 |
| | Mike Garrett (1966-70) | 141 | 1,231 | 8.7 | 7 |
| 34. | Tony Reed (1977-80) | 138 | 1,382 | 10.0 | 2 |
| 35. | Jonathan Hayes (1985-93) | 135 | 1,541 | 11.4 | 12 |
| 36. | Johnnie Morton (2002-04) | 134 | 1,932 | 14.4 | 8 |
| 37. | Andre Rison (1997-99) | 133 | 1,852 | 13.9 | 12 |
| 38. | Herman Heard (1984-89) | 132 | 1,125 | 8.5 | 3 |
| 39. | Jeremy Maclin (2015-16) | 131 | 1,624 | 12.4 | 10 |
| 40. | MacArthur Lane (1975-78) | 130 | 1,207 | 9.3 | 1 |
| | Sammy Watkins (2018-20) | 129 | 1,613 | 12.5 | 8 |
| 42. | Albert Wilson (2014-17) | 124 | 1,544 | 12.5 | 7 |
| 43. | Wendell Hayes (1968-74) | 116 | 993 | 8.6 | 5 |
| 44. | Keith Cash (1992-96) | 111 | 1,046 | 9.4 | 9 |
| 45. | Samie Parker (2004-07) | 110 | 1,529 | 13.9 | 7 |
| 46. | Chris Conley (2016-18) | 104 | 1,238 | 11.9 | 6 |
| 47. | Lake Dawson (1994-97) | 103 | 1,406 | 13.7 | 10 |

Receiving Yards

Includes all players with 1,000 receiving yards

| | Player | Yds. | No. | Avg. | TD |
|-----|-------------------------------|---------------|------------|-------------|-----------|
| 1. | Tony Gonzalez (1997-08) | 10,940 | 916 | 11.9 | 76 |
| 2. | Travis Kelce (2013-22) | 10,344 | 814 | 12.7 | 69 |
| 3. | Otis Taylor (1965-75) | 7,306 | 410 | 17.8 | 57 |
| 4. | Dwayne Bowe (2007-14) | 7,155 | 532 | 13.4 | 44 |
| 5. | Tyreek Hill (2016-21) | 6,630 | 479 | 13.8 | 56 |
| 6. | Henry Marshall (1976-87) | 6,545 | 416 | 15.7 | 33 |
| 7. | Carlos Carson (1980-89) | 6,360 | 351 | 18.1 | 33 |
| 8. | Stephone Paige (1983-91) | 6,341 | 377 | 16.8 | 49 |
| 9. | Chris Burford (1960-67) | 5,505 | 391 | 14.1 | 55 |
| 10. | Eddie Kennison (2001-07) | 5,230 | 321 | 16.3 | 25 |
| 11. | Derrick Alexander (1998-01) | 3,685 | 213 | 17.3 | 19 |
| 12. | Fred Arbanas (1962-70) | 3,101 | 198 | 15.7 | 34 |
| 13. | Willie Davis (1991-95) | 3,014 | 172 | 17.5 | 20 |
| 14. | Kimble Anders (1991-00) | 2,829 | 369 | 7.7 | 9 |
| 15. | J.J. Birden (1990-94) | 2,819 | 183 | 15.4 | 14 |
| 16. | Abner Haynes (1960-65) | 2,709 | 197 | 13.8 | 17 |
| 17. | Frank Jackson (1961-65) | 2,516 | 163 | 15.4 | 21 |
| 18. | Ed Podolak (1969-77) | 2,456 | 288 | 8.5 | 6 |
| 19. | Jamaal Charles (2008-15) | 2,443 | 283 | 8.6 | 20 |
| 20. | Walter White (1975-79) | 2,396 | 163 | 14.7 | 16 |
| 21. | Priest Holmes (2000-07) | 2,377 | 251 | 9.5 | 7 |
| 22. | J.T. Smith (1978-84) | 2,273 | 167 | 3.6 | 8 |
| 23. | Mecole Hardman (2019-22) | 2,088 | 151 | 13.8 | 16 |
| 24. | Emile Harry (1986-92) | 1,999 | 149 | 13.4 | 9 |
| 25. | Curtis McClinton (1962-69) | 1,945 | 154 | 12.6 | 14 |
| 26. | Johnnie Morton (2002-04) | 1,932 | 134 | 14.4 | 8 |
| 27. | Todd McNair (1989-93, '96) | 1,856 | 186 | 10.0 | 6 |
| 28. | Andre Rison (1997-99) | 1,852 | 133 | 13.4 | 12 |
| 29. | Larry Brunson (1974-77) | 1,723 | 98 | 17.6 | 5 |
| 30. | Demarcus Robinson (2016-21) | 1,679 | 145 | 11.6 | 14 |
| 31. | Jeremy Maclin (2015-16) | 1,624 | 131 | 12.4 | 10 |
| 32. | Dante Hall (2000-06) | 1,615 | 145 | 11.1 | 9 |
| 33. | Sammy Watkins (2018-20) | 1,613 | 129 | 12.5 | 8 |
| 34. | Albert Wilson (2016-17) | 1,544 | 124 | 12.5 | 7 |
| 35. | Jonathan Hayes (1985-93) | 1,541 | 135 | 11.4 | 12 |
| 36. | Samie Parker (2004-07) | 1,529 | 110 | 13.9 | 7 |
| 37. | Dexter McCluster (2010-13) | 1,500 | 172 | 8.7 | 5 |
| 38. | Frank Pitts (1965-70) | 1,450 | 78 | 18.6 | 11 |
| 39. | Lake Dawson (1994-97) | 1,406 | 103 | 13.7 | 10 |
| 40. | Tony Reed (1977-80) | 1,382 | 138 | 10.0 | 2 |
| 41. | Larry Johnson (2003-09) | 1,369 | 151 | 9.1 | 6 |
| 42. | Gloster Richardson (1967-70) | 1,358 | 62 | 21.9 | 12 |
| 43. | Tony Richardson (1995-05) | 1,298 | 177 | 7.3 | 9 |
| 44. | Anthony Hancock (1982-86) | 1,266 | 73 | 17.3 | 5 |
| 45. | Chris Conley (2016-18) | 1,238 | 104 | 11.9 | 6 |
| 46. | Mike Garrett (1966-70) | 1,231 | 141 | 8.7 | 7 |
| 47. | Johnny Robinson (1960-71) | 1,228 | 77 | 15.9 | 9 |
| 48. | MacArthur Lane (1975-78) | 1,207 | 130 | 9.3 | 1 |
| 49. | Tim Barnett (1991-93) | 1,188 | 82 | 14.5 | 10 |
| 50. | Kevin Lockett (1997-00) | 1,164 | 87 | 13.4 | 4 |

| | | | | | |
|-----|------------------------|-------|-----|------|---|
| 51. | Marcus Allen (1993-97) | 1,153 | 141 | 8.2 | 3 |
| 52. | Herman Heard (1984-89) | 1,125 | 132 | 8.5 | 3 |
| 53. | Robb Thomas (1989-91) | 1,098 | 92 | 11.9 | 7 |
| 54. | Elmo Wright (1971-74) | 1,070 | 66 | 16.2 | 6 |
| 55. | Keith Cash (1992-96) | 1,046 | 111 | 9.4 | 9 |
| 56. | Tony Moeaki (2010-13) | 1,009 | 80 | 12.6 | 4 |

Passing

Includes all players with 4,000 passing yards

| Player | Att. | Comp. | Yds. | Pct. | TD | INT | |
|--------|----------------------------------|--------------|--------------|---------------|-------------|------------|-----------|
| 1. | Len Dawson (1962-75) | 3,696 | 2,115 | 28,507 | .572 | 237 | 178 |
| 2. | Patrick Mahomes (2017-22) | 2,993 | 1,985 | 24,241 | .663 | 192 | 49 |
| 3. | Trent Green (2001-06) | 2,777 | 1,720 | 21,459 | .619 | 118 | 85 |
| 4. | Alex Smith (2013-17) | 2,436 | 1,587 | 17,608 | .651 | 102 | 33 |
| 5. | Bill Kenney (1979-88) | 2,430 | 1,330 | 17,277 | .547 | 105 | 86 |
| 6. | Steve DeBerg (1988-91) | 1,616 | 934 | 11,873 | .578 | 67 | 50 |
| 7. | Mike Livingston (1968-79) | 1,751 | 912 | 11,295 | .521 | 56 | 83 |
| 8. | Elvis Grbac (1997-00) | 1,548 | 897 | 10,643 | .579 | 66 | 47 |
| 9. | Matt Cassel (2009-12) | 1,489 | 854 | 9,549 | .574 | 59 | 44 |
| 10. | Steve Bono (1994-96) | 1,075 | 594 | 6,489 | .553 | 37 | 27 |
| 11. | Joe Montana (1993-94) | 737 | 480 | 5,427 | .651 | 29 | 16 |
| 12. | Steve Fuller (1979-82) | 817 | 465 | 5,333 | .569 | 22 | 32 |
| 13. | Cotton Davidson (1960-61) | 709 | 330 | 4,919 | .465 | 32 | 39 |
| 14. | Damon Huard (2004-08) | 657 | 404 | 4,612 | .615 | 24 | 18 |
| 15. | Todd Blackledge (1983-87) | 742 | 364 | 4,510 | .491 | 26 | 32 |
| 16. | Dave Krieg (1992-93) | 602 | 335 | 4,353 | .556 | 22 | 15 |

Scoring

Includes all players with 100 total points

| Player | TD | FG | PAT | 2Pt. | Tot. | |
|--------|-----------------------------------|-----------|------------|------------|----------|------------|
| 1. | Nick Lowery (1980-93) | 0 | 329 | 479 | 0 | 1,466 |
| 2. | Jan Stenerud (1967-79) | 0 | 279 | 394 | 0 | 1,231 |
| 3. | Harrison Butker (2017-22) | 0 | 164 | 271 | 0 | 763 |
| 4. | Ryan Succop (2009-13) | 0 | 119 | 160 | 0 | 517 |
| 5. | Priest Holmes (2001-07) | 83 | 0 | 0 | 1 | 500 |
| 6. | Tony Gonzalez (1997-08) | 76 | 0 | 0 | 3 | 462 |
| 7. | Pete Stoyanovich (1996-00) | 0 | 93 | 163 | 0 | 442 |
| | Travis Kelce (2013-22) | 72 | 0 | 0 | 5 | 442 |
| 9. | Tyreek Hill (2016-21) | 67 | 0 | 0 | 0 | 402 |
| 10. | Cairo Santos (2014-17) | 0 | 89 | 130 | 0 | 392 |
| 11. | Jamaal Charles (2008-15) | 64 | 0 | 0 | 1 | 386 |
| 12. | Larry Johnson (2003-09) | 61 | 0 | 0 | 0 | 366 |
| 13. | Otis Taylor (1965-75) | 60 | 0 | 0 | 0 | 360 |
| 14. | Abner Haynes (1960-64) | 58 | 0 | 0 | 0 | 348 |
| 15. | Lawrence Tynes (2004-06) | 0 | 68 | 137 | 0 | 341 |
| 16. | Chris Burford (1960-67) | 55 | 0 | 0 | 1 | 332 |
| 17. | Stephone Paige (1983-91) | 49 | 0 | 0 | 0 | 294 |
| 18. | Tommy Brooker (1962-66) | 3 | 41 | 149 | 0 | 290 |
| 19. | Marcus Allen (1993-97) | 47 | 0 | 0 | 1 | 284 |
| 20. | Dwayne Bowe (2007-14) | 44 | 0 | 0 | 0 | 264 |
| 21. | Ed Podolak (1969-77) | 40 | 0 | 0 | 0 | 240 |
| | Christian Okoye (1987-92) | 40 | 0 | 0 | 0 | 240 |
| 23. | Morten Andersen (2002-03) | 0 | 38 | 109 | 0 | 223 |
| 24. | Jack Spikes (1960-64) | 14 | 19 | 69 | 1 | 212 |
| 25. | Lin Elliott (1994-95) | 0 | 49 | 64 | 0 | 211 |
| 26. | Henry Marshall (1976-86) | 35 | 0 | 0 | 0 | 210 |
| 27. | Fred Arbanas (1962-70) | 34 | 0 | 0 | 1 | 206 |
| 28. | Carlos Carson (1980-89) | 33 | 0 | 0 | 0 | 198 |
| 29. | Curtis McClinton (1962-69) | 32 | 0 | 0 | 2 | 196 |
| 30. | Mike Garrett (1966-70) | 32 | 0 | 0 | 0 | 192 |
| 31. | Todd Peterson (2000-01) | 0 | 42 | 52 | 0 | 178 |
| 32. | Frank Jackson (1961-65) | 28 | 0 | 0 | 0 | 168 |
| 33. | Eddie Kennison (2001-07) | 25 | 0 | 0 | 2 | 154 |
| 34. | Kareem Hunt (2017-18) | 25 | 0 | 0 | 0 | 150 |
| 35. | Tony Richardson (1995-05) | 24 | 0 | 0 | 0 | 144 |
| 36. | Wendell Hayes (1968-74) | 23 | 0 | 0 | 0 | 138 |
| | Ted McKnight (1977-81) | 23 | 0 | 0 | 0 | 138 |
| 38. | Willie Davis (1991-95) | 20 | 0 | 0 | 1 | 122 |
| | Mecole Hardman (2019-22) | 20 | 0 | 0 | 1 | 122 |
| | Derrick Alexander (1998-01) | 20 | 0 | 0 | 0 | 120 |
| | Dante Hall (2000-06) | 20 | 0 | 0 | 0 | 120 |
| 42. | Bert Coan (1963-68) | 19 | 0 | 0 | 0 | 114 |
| 43. | Kimble Anders (1991-00) | 18 | 0 | 0 | 0 | 108 |
| | Donnell Bennett (1994-00) | 18 | 0 | 0 | 0 | 108 |
| | Billy Jackson (1981-84) | 18 | 0 | 0 | 0 | 108 |
| | Johnny Robinson (1960-71) | 18 | 0 | 0 | 0 | 108 |
| 47. | C.Edwards-Helaire(2020-22) | 17 | 0 | 0 | 1 | 104 |

Touchdowns

Includes all players with 20 total touchdowns

| Player | Rec. | Rush. | Return | Total | |
|--------|-------------------------------|-----------|----------|-----------|-----------|
| 1. | Priest Holmes (2001-07) | 7 | 76 | 0 | 83 |
| 2. | Tony Gonzalez (1997-08) | 76 | 0 | 0 | 76 |
| 3. | Travis Kelce (2013-22) | 69 | 2 | 1* | 72 |

SUPERLATIVES

| | | | | | |
|-----|-----------------------------|----|----|----|----|
| 4. | Tyreek Hill (2016-21) | 56 | 6 | 5 | 67 |
| 5. | Jamaal Charles (2008-14) | 20 | 43 | 1 | 64 |
| 6. | Larry Johnson (2003-09) | 6 | 55 | 0 | 61 |
| 7. | Otis Taylor (1965-75) | 57 | 3 | 0 | 60 |
| 8. | Abner Haynes (1960-64) | 17 | 39 | 2 | 58 |
| 9. | Chris Burford (1960-67) | 55 | 0 | 0 | 55 |
| 10. | Stephone Paige (1983-91) | 49 | 0 | 0 | 49 |
| 11. | Marcus Allen (1993-97) | 3 | 44 | 0 | 47 |
| 12. | Dwayne Bowe (2007-14) | 44 | 0 | 0 | 44 |
| 13. | Ed Podolak (1969-77) | 6 | 34 | 0 | 40 |
| | Christian Okoye (1987-92) | 0 | 40 | 0 | 40 |
| 15. | Henry Marshall (1976-86) | 33 | 2 | 0 | 35 |
| 16. | Fred Arbanas (1962-70) | 34 | 0 | 0 | 34 |
| 17. | Carlos Carson (1980-89) | 33 | 0 | 0 | 33 |
| 18. | Curtis McClinton (1962-69) | 14 | 18 | 0 | 32 |
| | Mike Garrett (1966-70) | 7 | 24 | 1 | 32 |
| 20. | Frank Jackson (1961-65) | 21 | 7 | 0 | 28 |
| 21. | Eddie Kennison (2001-07) | 25 | 0 | 0 | 25 |
| | Kareem Hunt (2017-18) | 10 | 15 | 0 | 25 |
| 23. | Tony Richardson (1995-05) | 9 | 15 | 0 | 24 |
| 24. | Wendell Hayes (1968-74) | 5 | 18 | 0 | 23 |
| | Ted McKnight (1977-81) | 1 | 22 | 0 | 23 |
| 26. | Willie Davis (1991-95) | 20 | 0 | 0 | 20 |
| | Derrick Alexander (1998-01) | 19 | 1 | 0 | 20 |
| | Dante Hall (2000-06) | 9 | 0 | 11 | 20 |
| 26. | Mecole Hardman (2019-22) | 16 | 2 | 2 | 20 |

*Offensive Return

Interceptions

Includes all players with 15 interceptions

| | Player | No. | Yds. | Avg. | TD |
|-----|---------------------------|-----|------|------|----|
| 1. | Emmitt Thomas (1966-78) | 58 | 938 | 16.2 | 5 |
| 2. | Johnny Robinson (1960-71) | 57 | 741 | 13.0 | 1 |
| 3. | Deron Cherry (1981-91) | 50 | 688 | 13.8 | 1 |
| 4. | Gary Barbaro (1976-82) | 39 | 771 | 19.8 | 3 |
| 5. | Albert Lewis (1983-93) | 38 | 329 | 8.7 | 0 |
| 6. | Bobby Hunt (1962-67) | 37 | 674 | 18.2 | 2 |
| 7. | Kevin Ross (1984-93, '97) | 30 | 561 | 18.7 | 2 |
| 8. | Greg Wesley (2000-07) | 29 | 542 | 18.7 | 0 |
| 9. | Willie Lanier (1967-77) | 27 | 440 | 16.3 | 2 |
| 10. | Bobby Bell (1963-74) | 26 | 479 | 18.4 | 6 |
| 11. | Gary Green (1977-83) | 24 | 330 | 13.8 | 1 |
| 12. | Jim Kearney (1967-75) | 23 | 462 | 20.0 | 5 |
| 13. | Lloyd Burruss (1981-91) | 22 | 509 | 23.1 | 4 |
| 14. | Dale Carter (1992-98) | 21 | 183 | 18.7 | 1 |
| | James Hasty (1995-00) | 21 | 304 | 14.5 | 1 |
| 16. | Duane Wood (1960-64) | 20 | 247 | 13.4 | 1 |
| | Mike Sensibaugh (1971-75) | 20 | 331 | 16.6 | 0 |
| | Eric Warfield (1998-05) | 20 | 236 | 11.8 | 3 |
| 19. | Dave Grayson (1961-64) | 19 | 309 | 16.3 | 1 |
| | Marcus Peters (2015-17) | 19 | 480 | 25.3 | 2 |
| 21. | Jim Lynch (1967-77) | 17 | 191 | 11.2 | 1 |
| | Eric Harris (1980-82) | 17 | 229 | 13.5 | 1 |
| | Brandon Flowers (2008-13) | 17 | 344 | 20.2 | 3 |
| 24. | Willie Mitchell (1964-70) | 16 | 302 | 18.9 | 3 |
| 25. | Jerome Woods (1996-05) | 15 | 282 | 18.8 | 2 |

Sacks

Includes all players with 20.0 sacks

| | | |
|-----|------------------------------|-------------|
| 1. | Derrick Thomas (1989-99) | 126.5 |
| 2. | Tamba Hali (2006-17) | 89.5 |
| 3. | Neil Smith (1988-96) | 86.5 |
| 4. | Justin Houston (2011-18) | 78.5 |
| 5. | Chris Jones (2016-22) | 65.0 |
| 6. | Mike Bell (1979-85, 87-91) | 51.0 |
| 7. | Art Still (1978-87) | 48.5 |
| 8. | Eric Hicks (1998-06) | 44.5 |
| 9. | Jared Allen (2004-07) | 43.0 |
| 10. | Bill Maas (1984-92) | 40.0 |
| 11. | Wilbur Young (1973-77) | 35.0 |
| 12. | Dee Ford (2014-18) | 30.5 |
| 13. | Dan Saleaumua (1989-96) | 29.0 |
| 14. | John Browning (1996-05) | 27.5 |
| | Derrick Johnson (2005-17) | 27.5 |
| 16. | Whitney Paul (1976-81, 86) | 24.0 |
| 17. | Joe Phillips (1992-97) | 23.5 |
| | Frank Clark (2019-22) | 23.5 |

Note: Sacks became recognized as an official statistic in 1982. The Chiefs began recording sacks in 1973.

Tackles

Includes all players with 500 tackles

| | | |
|----|---------------------------|-------|
| 1. | Derrick Johnson (2005-17) | 1,262 |
| 2. | Art Still (1978-89) | 1,992 |
| 3. | Gary Spani (1978-86) | 999 |

| | | |
|-----|-----------------------------------|-----|
| 4. | Derrick Johnson (2005-18) | 934 |
| 5. | Deron Cherry (1981-91) | 927 |
| 6. | Donnie Edwards (1996-2001, 07-08) | 883 |
| 7. | Kevin Ross (1984-93, 97) | 827 |
| 8. | Derrick Thomas (1989-99) | 728 |
| 9. | Jerome Woods (1996-05) | 720 |
| 10. | Greg Wesley (2000-07) | 701 |
| 11. | Lloyd Burruss (1981-91) | 628 |
| 12. | Dino Hackett (1986-92) | 625 |
| 13. | Tracy Simien (1991-97) | 595 |
| 14. | Eric Hicks (1998-06) | 574 |
| 15. | Marvcur Patton (1999-02) | 573 |
| 16. | Albert Lewis (1983-93) | 555 |
| 17. | Neil Smith (1988-96) | 546 |

Punting

Based on Avg.; minimum 200 punts

| | Player | No. | Yds. | Avg. |
|----|---------------------------|-------|--------|-------|
| 1. | Dustin Colquitt (2005-19) | 1,124 | 50,393 | 44.83 |
| 2. | Jerrel Wilson (1963-77) | 1,018 | 44,218 | 43.44 |
| 3. | Louie Aguiar (1994-98) | 421 | 17,930 | 42.59 |
| 4. | Jim Arnold (1983-85) | 284 | 11,934 | 42.02 |
| 5. | Bryan Barker (1990-93) | 272 | 11,267 | 41.42 |
| 6. | Bob Grupp (1979-81) | 214 | 8,756 | 40.92 |

Punt Returning

| | Player | No. | Yds. | Avg. | TD |
|----|----------------------------|-----|-------|------|----|
| 1. | Tyreek Hill (2016-21) | 86 | 1,009 | 11.7 | 4 |
| 2. | Noland Smith (1967-69) | 53 | 589 | 11.1 | 1 |
| 3. | Abner Haynes (1960-64) | 54 | 587 | 10.9 | 0 |
| 4. | Tamarick Vanover (1995-99) | 181 | 1,930 | 10.7 | 4 |
| 5. | J.T. Smith (1979-84) | 220 | 2,322 | 10.6 | 4 |
| 6. | Dante Hall (2000-06) | 188 | 1,882 | 10.0 | 5 |
| 7. | Javier Arenas (2010-12) | 105 | 1,029 | 9.8 | 0 |

Kickoff Returning

Based on Avg.; minimum 50 returns

| | Player | No. | Yds. | Avg. | TD |
|----|-----------------------------|-----|-------|------|----|
| 1. | Noland Smith (1967-69) | 68 | 1,822 | 26.8 | 0 |
| 2. | Dave Grayson (1961-64) | 84 | 2,231 | 26.6 | 1 |
| 3. | Abner Haynes (1960-64) | 52 | 1,309 | 25.2 | 1 |
| 4. | De'Anthony Thomas (2014-19) | 58 | 1,422 | 24.5 | 0 |
| 5. | Jamaal Charles (2008-15) | 51 | 1,246 | 24.4 | 1 |
| 6. | Tamarick Vanover (1995-99) | 212 | 5,099 | 24.1 | 4 |
| 7. | Dante Hall (2000-06) | 360 | 8,644 | 24.0 | 6 |

LONGEST PLAYS

Rushing

| | Player (Opponent, Date) | Yards |
|-----|---------------------------------------------|---------|
| 1. | Jamaal Charles (at New Orleans, 9/23/12) | 91 (TD) |
| | Damien Williams (vs. Minnesota, 11/3/19) | 91 (TD) |
| 3. | Jamaal Charles (vs. Indianapolis, 12/23/12) | 86 (TD) |
| 4. | Ted McKnight (at Seattle, 9/30/79) | 84 (TD) |
| | Damien Williams (vs. LA Chargers, 12/29/19) | 84(TD) |
| 6. | Joe Delaney (vs. Denver, 10/18/81) | 82 (TD) |
| | Derrick Alexander (vs. San Diego, 10/31/99) | 82 (TD) |
| 8. | Abner Hayes (at New York Jets, 11/29/64) | 80 (TD) |
| | Warren McVea (vs. Cincinnati, 10/26/69) | 80 (TD) |
| | Jamaal Charles (at St. Louis, 12/19/10) | 80 (TD) |
| | Jamaal Charles (at Cleveland, 12/9/12) | 80 (TD) |
| 12. | Tyreek Hill (at NY Jets, 12/3/17) | 79 (TD) |
| 13. | Mike Garrett (vs. Houston, 10/30/66) | 77 (TD) |
| 14. | Robert Holmes (at Miami, 9/28/68) | 76 (TD) |
| | Steve Bono (at Arizona, 10/1/95) | 76 (TD) |
| | Jamaal Charles (vs. Buffalo, 12/13/09) | 76 (TD) |
| 17. | Jack Spikes (vs. San Diego, 9/10/61) | 74 (TD) |
| 18. | Abner Haynes (vs. Buffalo, 9/30/62) | 71 (TD) |
| 19. | Thomas Jones (vs. Jacksonville, 10/24/10) | 70 (TD) |
| | Tyreek Hill (vs. Denver, 12/25/16) | 70 (TD) |
| | Alex Smith (at NY Jets, 12/3/17) | 70 (TD) |

Passing

| | Player (Opponent, Date) | Yards |
|----|--------------------------------------------------------------------|----------------|
| 1. | *Trent Green - Marc Boerigter (vs. San Diego, 12/22/02) | 99 (TD) |
| 2. | **Mike Livingston - Otis Taylor (vs. Miami, 10/19/69) | 93 (TD) |
| 3. | Len Dawson - Tommy Brooker (at Denver, 11/18/62) | 92 (TD) |
| 4. | Len Dawson - Gloster Richardson (at Oakland, 11/3/68) | 90 (TD) |
| | Len Dawson - Frank Pitts (vs. Boston, 11/17/68) | 90 (TD) |
| | Steve DeBerg - J.J. Birden (vs. San Diego, 11/18/90) | 90 (TD) |
| 7. | Patrick Mahomes - Demarcus Robinson (vs. Oakland, 12/30/18) | 89 (TD) |
| 8. | Len Dawson - Otis Taylor (vs. Miami, 11/13/66) | 89 (TD) |
| 9. | Steve DeBerg - Stephone Paige (at New England, 12/2/90) | 86 (TD) |
| | Elvis Grbac - Derrick Alexander (at Chicago, 9/12/99) | 86 (TD) |

SUPERLATIVES

| | | |
|-----|------------------------------------------------------------------|----------------|
| 11. | Len Dawson - Larry Brunson (vs. San Diego, 11/10/74) | 84 (TD) |
| | Bill Kenney - Stephone Paige (vs. San Diego, 12/22/85) | 84 (TD) |
| 13. | Steve DeBerg - Stephone Paige (at Denver, 9/17/90) | 83 (TD) |
| | Patrick Mahomes - Mecole Hardman (vs. Baltimore, 9/22/19) | 83 (TD) |
| 15. | Len Dawson - Frank Jackson (vs. N.Y. Jets, 12/22/63) | 82 (TD) |
| | Len Dawson - Otis Taylor (vs. Pittsburgh, 10/18/71) | 82 (TD) |
| 17. | Len Dawson - Frank Jackson (at Denver, 9/7/63) | 81 (TD) |
| | Bill Kenney - Carlos Carson (vs. Seattle, 12/27/87) | 81 (TD) |
| | Elvis Grbac - Derrick Alexander (vs. San Diego, 10/31/99) | 81 (TD) |
| | Elvis Grbac - Derrick Alexander (at New England, 12/4/00) | 81 (TD) |
| 21. | Steve DeBerg - Carlos Carson (at N.Y. Jets, 10/2/88) | 80 (TD) |
| | Rex Gannon - Andre Rison (vs. Seattle, 10/4/98) | 80 (TD) |
| | Alex Smith - Travis Kelce (vs. Denver, 12/25/16) | 80 (TD) |
| | Alex Smith- Charcandrick West (vs. Broncos, 11/15/15) | 80 (TD) |

*Tied NFL record **Taylor accounted for 79 yards, then lateralled to Robert Holmes for 14 yards.

Interception Returns

| | Player (Opponent, Date) | Yards |
|-----|----------------------------------------------------------------|----------------|
| 1. | Gary Barbaro (vs. Seattle, 12/11/77) | 102 (TD) |
| 2. | Tim Collier (at Oakland, 12/18/77) | 100 (TD) |
| | Sean Smith (at Buffalo, 11/3/13) | 100 (TD) |
| 4. | Dave Grayson (vs. New York Titans, 12/17/61) | 99 (TD) |
| | Kevin Ross (at San Diego, 9/6/92) | 99 (TD) |
| | Jaylen Watson (vs. Los Angeles Chargers, 9/15/22) | 99 (TD) |
| 7. | Andy Studebaker (vs. Pittsburgh, 11/22/09) | 94 (TD) |
| 8. | Brandon Flowers (at New York Jets, 10/26/08) | 91 (TD) |
| 9. | Mark McMillian (at San Diego, 12/14/97) | 87 (TD) |
| 10. | Lloyd Burruss (Los Angeles Raiders, 10/28/91) | 83 (TD) |
| 11. | David Webster (vs. Oakland, 10/9/60) | 80 (TD) |
| 12. | Jerome Woods (at Green Bay, 10/12/03) | 79 (TD) |

Fumble Returns

| | Player (Opponent, Date) | Yards |
|-----|--------------------------------------------------|----------------|
| 1. | Chris Martin (vs. Miami, 10/31/91) | 101 (TD) |
| 2. | Bashaud Breeland (at Detroit, 9/29/19) | 100 (TD) |
| 3. | Gary Spani (at Oakland, 10/25/81) | 91 (TD) |
| 4. | Derrick Thomas (at Seattle, 12/5/93) | 86 (TD) |
| | Nick Bolton (at Denver, 1/8/22) | 86 (TD) |
| 6. | James Hasty (vs. Oakland, 9/8/96) | 80 (TD) |
| 7. | Sammy Knight (vs. Washington, 10/16/05) | 80 (TD) |
| 8. | Donnie Edwards (at Chicago, 9/12/99) | 79 (TD) |
| 9. | Maurice Leggett (at Oakland, 11/30/08) | 67 (TD) |
| 10. | Thomas Howard (at Pittsburgh, 9/6/81) | 65 (TD) |
| 11. | Jerry Mays (vs. N.Y. Jets, 12/22/63) | 58 (TD) |
| 12. | Tyron Brackenridge (at San Diego, 9/30/07) | 50 (TD) |
| 13. | Whitey Paul (vs. Denver, 10/18/81) | 47 (TD) |
| 14. | Johnny Robinson (at Baltimore, 9/28/70) | 46 (TD) |

Punt Returns

| | Player (Opponent, Date) | Yards |
|-----|-------------------------------------------------|---------|
| 1. | Tyreek Hill (vs. San Diego, 1/1/17) | 95 (TD) |
| 2. | Dexter McCluster (vs. San Diego, 9/13/10) | 94 (TD) |
| 3. | Dante Hall (vs. Denver, 10/5/03) | 93 (TD) |
| 4. | Tyreek Hill (at LA Chargers, 9/9/18) | 91 (TD) |
| 5. | Dante Hall (vs. Arizona, 12/1/02) | 90 (TD) |
| 6. | J.T. Smith (vs. Oakland, 9/23/79) | 88 (TD) |
| 7. | Dale Carter (at Seattle, 11/22/92) | 86 (TD) |
| | Tamarick Vanover (vs. San Diego, 10/9/95) | 86 (TD) |
| | Dante Hall (vs. St. Louis, 12/8/02) | 86 (TD) |
| 10. | *Jitter Fields (vs. Denver, 10/18/87) | 85 (TD) |
| 11. | Tamarick Vanover (vs. Oakland, 1/2/00) | 84 (TD) |
| 12. | Tamarick Vanover (vs. Buffalo, 9/14/97) | 82 (TD) |
| 13. | Noland Smith (vs. New York Jets, 9/15/68) | 80 (TD) |
| | Tamarick Vanover (at Denver, 12/5/99) | 80 (TD) |

* Replacement game

Kickoff Returns

| | Player (Opponent, Date) | Yards |
|-----|--------------------------------------------------|----------|
| 1. | Knile Davis (vs. Denver, 12/1/13) | 108 (TD) |
| 2. | Noland Smith (at Denver, 12/17/67) | 106 (TD) |
| 3. | Mecole Hardman (vs. LA Chargers, 12/29/19) | 104 (TD) |
| 4. | Byron Pringle (at Denver, 10/25/20) | 102 (TD) |
| 5. | Dante Hall (vs. Pittsburgh, 9/14/03) | 100 (TD) |
| 6. | Dave Grayson (at Denver, 9/7/63) | 99 (TD) |
| | Tamarick Vanover (at Seattle, 9/3/95) | 99 (TD) |
| | Knile Davis (vs. St. Louis, 10/26/14) | 99 (TD) |
| 9. | Boyce Green (at Pittsburgh, 12/21/86) | 97 (TD) |
| | Tamarick Vanover (at Denver, 10/27/96) | 97 (TD) |
| | Dante Hall (at Baltimore, 9/28/03) | 97 (TD) |
| | Dante Hall (vs. Denver, 12/19/04) | 97 (TD) |
| | Jamaal Charles (vs. Pittsburgh, 11/22/09) | 97 (TD) |
| | Tremon Smith (at New England, 10/14/18) | 97 (TD) |
| 15. | Dante Hall (vs. San Diego, 11/28/04) | 96 (TD) |

| | | |
|-----|----------------------------------------------|---------|
| 17. | Dante Hall (vs. Philadelphia, 10/2/05) | 96 (TD) |
| | Paul Palmer (vs. San Diego, 9/13/87) | 95 (TD) |

Punts

| | Player (Opponent, Date) | Yards |
|-----|-------------------------------------------------------------|-----------|
| 1. | Dustin Colquitt (vs. San Diego 12/2/07) | 78 |
| 2. | Dustin Colquitt (at Denver 12/31/17) | 77 |
| 3. | Dan Stryzinski (vs. Oakland, 9/9/01) | 76 |
| | Tommy Townsend (at Denver, 12/12/22) | 76 |
| 5. | Bob Grupp (vs. San Diego, 11/4/79) | 74 |
| | Tommy Townsend (Los Angeles Chargers, 9/15/22) | 74 |
| 6. | Dustin Colquitt (vs. Oakland, 9/14/08) | 73 |
| 7. | Jerrel Wilson (at San Diego, 9/29/63) | 72 |
| | Dustin Colquitt (at Oakland, 12/23/06) | 72 |
| | Dustin Colquitt (at St. Louis, 12/19/10) | 72 |
| 10. | Dustin Colquitt (at Oakland, 12/23/12) | 71 |
| 11. | Jerrel Wilson (at Denver, 10/11/64) | 70 |
| | Jerrel Wilson (vs. Buffalo, 10/18/64) | 70 |
| | Jerrel Wilson (vs. Houston, 11/28/68) | 70 |
| | Dustin Colquitt (at Jacksonville, 11/8/09) | 70 |

Field Goals

| | Player (Opponent, Date) | Yards |
|-----|-------------------------------------------------------------------|-----------|
| 1. | Harrison Butker (vs. Buffalo, 10/16/22) | 62 |
| 2. | Matthew Wright (vs. Las Vegas, 10/10/22) | 59 |
| 3. | Harrison Butker (at Los Angeles Chargers, 9/20/20) | 58 |
| | Harrison Butker (at Los Angeles Chargers, 9/20/20) | 58 |
| | Nick Lowery (at Washington, 9/18/83) | 58 |
| | Nick Lowery (vs. Los Angeles Raiders, 9/12/85) | 58 |
| 7. | Nick Lowery (vs. Seattle, 9/14/80) | 57 |
| 8. | Harrison Butker (at Chicago, 12/22/19) | 56 |
| | Harrison Butker (vs. Denver, 12/5/21) | 56 |
| 10. | Harrison Butker (vs. Carolina, 11/8/20) | 55 |
| | Harrison Butker (vs. Green Bay, 11/7/21) | 55 |
| | Jan Stenerud (at Denver, 10/4/70) | 55 |
| 13. | Harrison Butker (at Seattle, 12/23/18) | 54 |
| | Harrison Butker (vs. Minnesota, 11/3/19) | 54 |
| | Harrison Butker (vs. Buffalo, 10/10/21) | 54 |
| | Harrison Butker (vs. Las Vegas, 12/12/21) | 54 |
| | Harrison Butker (at Arizona, 9/11/22) | 54 |
| | Jan Stenerud (at Houston, 9/9/67) | 54 |
| | Jan Stenerud (at Denver, 10/5/69) | 54 |
| | Jan Stenerud (at San Francisco, 12/6/71) | 54 |
| | Nick Lowery (vs. Los Angeles Raiders, 11/6/83) | 54 |
| | Nick Lowery (at Detroit, 11/26/87) | 54 |
| | Pete Stoyanovich (vs. Denver, 11/16/97) | 54 |
| | Ryan Succop (vs. Minnesota, 10/2/11) | 54 |
| | Cairo Santos (at Houston, 9/18/16) | 54 |
| 26. | Harrison Butker (at Oakland, 10/19/17) | 53 |
| | Harrison Butker (vs. Oakland, 12/10/17) | 53 |
| | Harrison Butker (vs. Atlanta, 12/27/20) | 53 |
| | Harrison Butker (vs. Dallas, 11/21/21) | 53 |
| | Pete Stoyanovich (at Seattle, 11/8/98) | 53 |
| | Lawrence Tynes (vs. San Diego, 10/22/06) | 53 |
| | Ryan Succop (at Baltimore, 9/13/09) | 53 |
| | Ryan Succop (at St. Louis, 12/19/10) | 53 |
| | Ryan Succop (vs. New York Jets, 12/11/11) | 53 |
| | Cairo Santos (at San Diego, 10/19/14) | 53 |
| 36. | Harrison Butker (at Washington, 10/17/21) | 52 |
| | Harrison Butker (at Los Angeles Chargers, 11/20/22) | 52 |
| | Jan Stenerud (at Miami, 9/28/68) | 52 |
| | Jan Stenerud (vs. Cincinnati, 10/13/68) | 52 |
| | Jan Stenerud (vs. Buffalo, 12/7/69) | 52 |
| | Jan Stenerud (at Washington, 10/10/76) | 52 |
| | Nick Lowery (vs. Detroit, 10/26/80) | 52 |
| | Nick Lowery (vs. Oakland, 10/11/81) | 52 |
| | Nick Lowery (at Cincinnati, 9/9/84) | 52 |
| | Nick Lowery (at New York Giants, 11/25/84) | 52 |
| | Nick Lowery (at New Orleans, 9/8/85) | 52 |
| | Nick Lowery (at New Orleans, 9/8/85) | 52 |
| | Nick Lowery (at Detroit, 11/26/87) | 52 |
| | Nick Lowery (at Houston, 9/20/92) | 52 |
| | Eddie Murray (vs. Pittsburgh, 10/25/92) | 52 |
| | Nick Lowery (vs. Denver, 9/20/93) | 52 |
| | Pete Stoyanovich (at St. Louis, 10/26/97) | 52 |
| | Lawrence Tynes (at Miami, 10/21/05) | 52 |
| | Lawrence Tynes (at San Diego, 12/17/06) | 52 |
| | Ryan Succop (vs. Oakland, 10/28/12) | 52 |
| | Ryan Succop (vs. Carolina, 12/2/12) | 52 |
| 57. | Harrison Butker (vs. Denver, 10/30/17) | 51 |
| | Harrison Butker (vs. Los Angeles Chargers, 12/16/17) | 51 |
| | Harrison Butker (at Denver, 1/8/22) | 51 |
| | Ben Agajanian (vs. Buffalo, 11/12/61) | 51 |

SUPERLATIVES

| | |
|--------------------------------------------------------|-----------|
| Jan Stenerud (at Dallas, 11/10/75) | 51 |
| Nick Lowery (at Houston, 10/9/88) | 51 |
| Nick Lowery (at New York Giants, 12/11/88) | 51 |
| Pete Stoyanovich (vs. Detroit, 9/26/99) | 51 |
| Todd Peterson (vs. Denver, 12/16/01) | 51 |
| Lawrence Tynes (at Miami 10/21/05) | 51 |
| Ryan Succop (vs. Minnesota, 10/2/11) | 51 |
| Cairo Santos (vs. Jacksonville, 11/6/16) | 51 |
| 69. Harrison Butker (at Oakland, 12/2/18) | 50 |
| Harrison Butker (vs. Oakland, 12/1/19) | 50 |
| Mike Mercer (vs. San Diego, 11/6/66) | 50 |
| Jan Stenerud (vs. Oakland, 11/23/67) | 50 |
| Jan Stenerud (at San Diego, 10/29/72) | 50 |
| Jan Stenerud (vs. Oakland, 12/8/74) | 50 |
| Nick Lowery (vs. Seattle, 9/14/80) | 50 |
| Nick Lowery (at Pittsburgh, 12/14/80) | 50 |
| Nick Lowery (vs. Denver, 9/18/88) | 50 |
| Nick Lowery (at Pittsburgh, 10/29/89) | 50 |
| Pete Stoyanovich (at San Diego, 11/22/98) | 50 |
| Morten Andersen (vs. Miami, 9/29/02) | 50 |
| Lawrence Tynes (at Denver, 9/12/04) | 50 |
| Lawrence Tynes (at San Diego, 1/2/05) | 50 |
| Ryan Succop (at Oakland, 11/15/09) | 50 |

BIG YARDAGE DAYS

Rushing

Includes all players with 150 rushing yards

Player (Opponent, Date)

| | |
|----------------------------------------------------------|------------|
| 1. Jamaal Charles (at Denver, 1/3/10) | 259 |
| 2. Jamaal Charles (at New Orleans, 9/23/12) | 233 |
| 3. Jamaal Charles (vs. Indianapolis, 12/23/12) | 226 |
| 4. Larry Johnson (at Houston, 11/20/05) | 211 |
| 5. Larry Johnson (vs. Cincinnati, 1/1/06) | 201 |
| 6. Barry Word (vs. Detroit, 10/14/90) | 200 |
| 7. Larry Johnson (vs. Denver, 9/28/08) | 198 |
| 8. Priest Holmes (at Seattle, 11/24/02) | 197 |
| 9. Joe Delaney (vs. Houston, 11/15/81) | 193 |
| 10. Mike Garrett (vs. New York Jets, 11/5/67) | 192 |
| 11. Derrick Blaylock (at New Orleans, 11/14/04) | 186 |
| 12. Priest Holmes (at San Diego, 11/4/01) | 181 |
| 13. Priest Holmes (at New England, 9/22/02) | 180 |
| 14. Jamaal Charles (vs. Buffalo, 10/31/10) | 177 |
| 15. Jamaal Charles (at Seattle, 11/28/10) | 174 |
| 16. Larry Johnson (at St. Louis, 11/5/06) | 172 |
| Kareem Hunt (at LA Chargers, 9/24/17) | 172 |
| 18. Christian Okoye (vs. Dallas, 10/22/89) | 170 |
| 19. Mike Garrett (at Denver, 12/17/67) | 169 |
| 20. Priest Holmes (at Oakland, 12/9/01) | 168 |
| 21. Larry Johnson (at New York Giants, 12/17/05) | 167 |
| 22. Jamaal Charles (at Cleveland, 12/9/12) | 165 |
| 23. Abner Hayes (vs. Buffalo, 9/30/62) | 164 |
| 24. Priest Holmes (at San Diego, 11/30/03) | 162 |
| 25. Mike Garrett (at San Diego, 12/18/66) | 161 |
| Priest Holmes (at Denver, 12/15/02) | 161 |
| Clyde Edwards-Helaire (at Buffalo 10/19/20) | 161 |
| 28. Jamaal Charles (vs. Seattle 11/16/14) | 159 |
| 29. Abner Hayes (vs. Oakland, 11/26/61) | 158 |
| Robert Holmes (at Cincinnati, 11/10/68) | 158 |
| 31. Abner Hayes (at New York Titans, 11/24/60) | 157 |
| Larry Johnson (vs. Denver, 11/23/06) | 157 |
| 33. Abner Hayes (at Houston, 11/22/64) | 156 |
| Christian Okoye (at Seattle, 11/1/89) | 156 |
| Tony Richardson (vs. Denver, 12/17/00) | 156 |
| 36. Larry Johnson (vs. Seattle, 10/29/06) | 155 |
| Kareem Hunt (vs. LA Chargers, 12/16/17) | 155 |
| 38. Larry Johnson (vs. Oakland, 11/19/06) | 154 |
| Jamaal Charles (vs. Cleveland, 12/20/09) | 154 |
| 40. Priest Holmes (at New York Jets, 10/6/02) | 152 |

Passing

Includes all players with 350 passing yards

Player (Opponent, Date)

| | |
|----------------------------------------------------------|------------|
| 1. Elvis Grbac (at Oakland, 11/5/00) | 504 |
| 2. Patrick Mahomes (at LA Rams, 11/19/18) | 478 |
| 3. Matt Cassel (at Denver, 11/14/10) | 469 |
| 4. Patrick Mahomes (at Tampa Bay, 11/29/20) | 462 |
| 5. Patrick Mahomes (at Tennessee, 11/10/19) | 446 |
| Patrick Mahomes (vs. Tennessee, 11/6/22) | 446 |
| 7. Patrick Mahomes (at Oakland, 9/15/19) | 443 |
| 8. Len Dawson (vs. Denver, 11/1/64) | 435 |

| | |
|---------------------------------------------------------------|------------|
| 9. Patrick Mahomes (at San Francisco, 10/23/22) | 423 |
| 10. Patrick Mahomes (vs. New York Jets, 11/1/20) | 416 |
| 11. Bill Kenney (at San Diego, 12/11/83) | 411 |
| 12. Patrick Mahomes (at Los Angeles, 12/16/21) | 410 |
| 13. Patrick Mahomes (at Las Vegas, 11/14/21) | 406 |
| 14. Trent Green (at Green Bay, 10/12/03) | 400 |
| 15. Bill Kenney (at New Orleans, 9/8/85) | 397 |
| Trent Green (at Denver, 12/7/03) | 397 |
| Patrick Mahomes (at Washington, 10/17/21) | 397 |
| Steve DeBerg (at Denver, 9/17/90) | 395 |
| 19. Joe Montana (at Denver, 10/17/94) | 393 |
| Patrick Mahomes (at Miami, 12/13/20) | 393 |
| 21. Trent Green (vs. Indianapolis, 10/31/04) | 389 |
| Patrick Mahomes (at Baltimore, 9/28/20) | 385 |
| 23. Mike Livingston (vs. Miami, 10/19/69) | 381 |
| Len Dawson (vs. San Diego, 11/10/74) | 381 |
| Trent Green (vs. New England, 11/22/04) | 381 |
| 26. Patrick Mahomes (at Jacksonville, 9/8/19) | 378 |
| 27. Patrick Mahomes (vs. Baltimore, 12/9/18) | 377 |
| 28. Patrick Mahomes (at Cleveland, 11/4/18) | 375 |
| 29. Patrick Mahomes (vs. Baltimore, 9/22/19) | 374 |
| 30. Trent Green (at San Diego, 1/2/05) | 373 |
| 31. Patrick Mahomes (vs. Carolina, 11/8/20) | 372 |
| 32. Trent Green (at Tampa Bay, 11/7/04) | 369 |
| 33. Trent Green (vs. Cleveland, 11/9/03) | 368 |
| Alex Smith (at New England, 9/7/17) | 368 |
| 35. Alex Smith (at NY Jets) 12/3/17) | 366 |
| 36. Bill Kenney (at Denver, 10/30/83) | 365 |
| 37. Alex Smith (vs. San Diego, 9/11/16) | 363 |
| 38. Len Dawson (at San Diego, 10/15/67) | 364 |
| 39. Joe Montana (at Atlanta, 9/18/94) | 361 |
| 40. Patrick Mahomes (at Arizona, 9/11/22) | 360 |
| 41. Patrick Mahomes (vs. Cincinnati, 10/21/18) | 358 |
| Trent Green (vs. Oakland, 12/25/04) | 358 |
| 43. Len Dawson (at Buffalo, 12/12/65) | 356 |
| 44. Patrick Mahomes (at New England, 10/14/18) | 352 |
| Patrick Mahomes (at Denver, 12/11/22) | 352 |
| Trent Green (at Arizona, 10/21/01) | 352 |
| 47. Elvis Grbac (at New England, 12/4/00) | 350 |

Receiving

Includes all players with 150 receiving yards

Player (Opponent, Date)

| | |
|-------------------------------------------------------------------------|------------|
| 1. Stephone Paige - 8 rec. (vs. San Diego, 12/22/85) | 309 |
| 2. Tyreek Hill - 13 rec. (at Tampa Bay, 11/29/20) | 269 |
| 3. Tyreek Hill - 10 rec. (at LA Rams, 11/19/18) | 215 |
| 4. Curtis McClinton - 5 rec. (vs. Denver, 12/19/65) | 213 |
| 5. Stephone Paige - 10 rec. (at Denver, 9/17/90) | 206 |
| 6. Sammy Watkins - 9 rec. (at Jacksonville, 9/8/19) | 198 |
| 7. Tyreek Hill - 11 rec. (vs. Cleveland, 9/12/21) | 197 |
| Carlos Carson - 9 rec. (at San Diego, 10/25/87) | 197 |
| 9. Travis Kelce - 10 rec. (at Los Angeles Chargers, 12/16/21)191 | |
| 10. Otis Taylor - 6 rec. (vs. Pittsburgh, 10/18/71) | 190 |
| 11. J.J. Birden - 8 rec. (at Raiders, 12/22/91) | 188 |
| 12. Otis Taylor - 5 rec. (vs. Houston, 10/30/66) | 187 |
| 13. Dwayne Bowe - 13 rec. (at Denver, 11/14/10) | 186 |
| Tyreek Hill - 11 rec. (at Philadelphia, 10/3/21) | 186 |
| 15. Tyreek Hill - 6 rec. (at NY Jets, 12/3/17) | 185 |
| 16. Larry Brunson - 8 rec. (vs. San Diego, 11/10/74) | 184 |
| 17. Henry Marshall - 9 rec. (at Baltimore, 12/21/80) | 176 |
| 18. Frank Jackson - 10 rec. (at New York Jets, 11/29/64) | 175 |
| 19. Carlos Carson - 8 rec. (at New Orleans, 9/8/85) | 173 |
| Derrick Alexander - 5 rec. (at San Diego, 11/22/98) | 173 |
| 21. Demarcus Robinson - 6 rec. (at Oakland, 9/15/19) | 172 |
| 22. Chris Burford - 10 rec. (at Boston, 10/12/62) | 171 |
| 23. Dwayne Bowe - 13 rec. (at Seattle, 11/28/10) | 170 |
| 24. Tyreek Hill - 7 rec. (at LA Chargers, 9/9/18) | 169 |
| 25. Travis Kelce - 12 rec (at Oakland, 12/2/18) | 168 |
| 26. Willie Davis - 5 rec. (vs. Philadelphia, 10/11/92) | 167 |
| 27. Henry Marshall - 8 rec. (vs. Seattle, 12/9/84) | 166 |
| 28. Carlos Carson - 7 rec. (vs. San Diego, 10/14/84) | 165 |
| Carlos Carson - 7 rec. (at San Diego, 12/11/84) | 165 |
| Dwayne Bowe - 8 rec. (at San Diego, 9/30/07) | 164 |
| 31. Stephone Paige - 7 rec. (at Pittsburgh, 10/9/89) | 163 |
| 32. Carlos Carson - 5 rec. (at New York Jets, 10/2/88) | 162 |
| Andre Rison - 8 rec. (at Oakland, 9/8/97) | 162 |
| 34. Jeremy Maclin - 9 rec. (vs. Buffalo, 11/29/15) | 160 |
| Travis Kelce - 11 rec (vs. Denver, 12/15/16) | 160 |
| 36. Emile Harry - 11 rec. (at Cleveland, 11/24/91) | 159 |
| Travis Kelce - 10 rec (vs. Carolina, 11/8/20) | 159 |
| 38. Tyreek Hill - 11 rec (at Tennessee, 11/10/19) | 157 |

SUPERLATIVES

| | | |
|-----|-------------------------------------------------------------|-----|
| 39. | Chris Burford - 10 rec. (at Boston, 9/25/66) | 155 |
| | Willie Davis - 6 rec. (at Seattle, 9/3/95) | 155 |
| 41. | Derrick Alexander - 6 rec. (at Chicago, 9/12/99) | 154 |
| 42. | Carlos Carson - 5 rec. (at New York Giants, 11/25/84) | 153 |
| | Derrick Alexander - 5 rec. (vs. Seattle, 10/2/00) | 153 |
| | Dwayne Bowe - 6 rec. (vs. Tennessee, 12/26/10) | 153 |
| 45. | Eddie Kennison - 7 rec. (vs. Cincinnati 1/1/06) | 151 |

Game-Winning Field Goals

Of the 47 game-winning field goals in franchise annals, the biggest was a 25-yard kick by K Tommy Brooker that ended the second-longest game in pro football history. Brooker's FG concluded the 1962 AFL Championship Game with an elapsed time of 77:54 as the Dallas Texans claimed a 20-17 win at Houston (12/13/62). Brooker received a celebratory postgame escort off the field from TE Fred Arbanas (#84) and DB Bobby Hunt (#20). Among the nine other kickers to hit a game-winning kick for Kansas City, K Nick Lowery booted a team-record 14 game-winning FGs, while K Harrison Butker owns the longest kick to ever win a game for the Chiefs, a 58-yard effort at the Los Angeles Chargers (9/20/20), which occurred after making a 53-yard FG that was nullified by a false start, and after making a 58-yard FG that was nullified by a Chargers timeout prior to the attempt.

| Date | Opp. | Kicker | Length | Final Score | |
|----------|------|--------|-------------|-------------|-------------|
| 10/21/62 | | NYT | Brooker | 42 | 20-17 |
| 12/23/62 | @ | HOU | Brooker | 25 | 20-17 2 OT* |
| 12/7/69 | | BUF | Stenerud | 25 | 22-19 |
| 12/12/71 | | OAK | Stenerud | 10 | 16-14 |
| 9/25/72 | @ | NO | Stenerud | 22 | 20-17 |
| 10/7/73 | | DEN | Stenerud | 39 | 16-14 |
| 10/19/75 | @ | SD | Stenerud | 27 | 12-10 |
| 11/23/75 | | DET | Stenerud | 26 | 24-21 OT |
| 10/17/76 | @ | MIA | Stenerud | 34 | 20-17 OT |
| 12/9/79 | @ | BALT | Stenerud | 43 | 10-7 |
| 10/26/80 | | DET | Lowery | 40 | 20-17 |
| 10/23/83 | @ | HOU | Lowery | 41 | 13-10 OT |
| 12/2/84 | | DEN | Lowery | 42 | 16-13 |
| 9/28/86 | @ | BUF | Lowery | 46 | 20-17 |
| 11/2/86 | @ | SD | Lowery | 37 | 24-23 |
| 11/13/88 | | CIN | Lowery | 39 | 31-28 |
| 11/20/88 | | SEA | Lowery | 40 | 27-24 |
| 12/24/89 | @ | MIA | Lowery | 41 | 27-24 |
| 12/4/90 | | RAI | Lowery | 41 | 9-7 |
| 12/23/90 | @ | SD | Lowery | 32 | 24-21 |
| 12/8/91 | | SD | Lowery | 18 | 20-17 OT |
| 11/8/92 | | SD | Lowery | 36 | 16-14 |
| 10/10/93 | | CIN | Lowery | 37 | 17-15 |
| 1/8/94 | | PIT | Lowery | 32 | 27-24 OT |
| 9/10/95 | | NYG | Elliott | 23 | 20-17 OT |
| 9/28/97 | | SEA | Stoyanovich | 41 | 20-17 OT |
| 11/16/97 | | DEN | Stoyanovich | 54 | 24-22 |
| 11/28/99 | @ | OAK | Stoyanovich | 44 | 37-34 |
| 12/12/99 | | MIN | Stoyanovich | 38 | 31-28 |
| 12/10/00 | | CAR | Peterson | 33 | 15-14 |
| 12/16/01 | | DEN | Peterson | 32 | 26-23 OT |
| 9/8/02 | @ | CLE | Andersen | 30 | 40-39 |
| 12/22/02 | | SD | Husted | 38 | 24-22 |
| 11/23/03 | | OAK | Andersen | 35 | 27-24 |
| 12/25/04 | | OAK | Tynes | 38 | 31-30 |
| 10/8/06 | @ | ARZ | Tynes | 19 | 23-20 |
| 10/22/06 | | SD | Tynes | 53 | 30-27 |
| 11/22/09 | | PIT | Succop | 22 | 27-24 OT |
| 10/31/10 | | BUF | Succop | 35 | 13-10 OT |
| 10/23/11 | | SD | Succop | 30 | 23-20 OT |
| 9/23/12 | @ | NO | Succop | 31 | 27-24 OT |
| 10/19/17 | @ | SD | Santos | 48 | 23-20 |
| 11/13/16 | @ | CAR | Santos | 37 | 20-17 |
| 11/27/16 | @ | DEN | Santos | 34 | 30-27 OT |
| 12/31/17 | @ | DEN | Butker | 30 | 27-24 |
| 11/3/19 | @ | MIN | Butker | 44 | 26-23 |
| 9/20/20 | @ | LAC | Butker | 58 | 23-20 OT |

*AFL Championship Game

THROUGH 2022, WEEK 18

Chiefs Record When...

| | |
|-----------------------------------------|-------------------|
| Regular Season | 521-433-12 (.546) |
| Preseason: | 139-120-3 (.536) |
| Postseason: | 20-21-0 (.488) |
| Regular Season Only: | |
| In overtime: | 21-21-2 (.500) |
| In Primetime: | 78-45-0 |
| Home: | 299-176-4 (.628) |
| Cotton Bowl: | 15-6-0 (.714) |
| Municipal Stadium: | 44-16-3 (.722) |
| GEHA Field at Arrowhead Stadium: | 240-156-1 (.606) |
| Wembley Stadium: | 1-0 (1.000) |
| Away: | 221-255-8 (.465) |
| vs. AFC: | 326-307-5 (.515)* |
| vs. AFC West: | 240-181-3 (.570)* |
| vs. NFC: | 107-78-2 (.578)* |

* Since 1970

Chiefs Record When...

| | |
|----------------------------------------|---------|
| Regular Season: | 206-164 |
| Preseason: | 32-52 |
| Postseason: | 9-10 |
| (Regular Season Only) | |
| Home: | 115-70 |
| Away: | 91-94 |
| vs. AFC: | 150-126 |
| vs. AFC West: | 85-57 |
| vs. NFC: | 56-38 |
| Outdoors: | 190-152 |
| Indoors: | 16-12 |
| On grass: | 183-131 |
| On artificial turf: | 24-34 |
| Playing in season openers: | 12-11 |
| Playing in season finales: | 13-10 |
| Playing in September: | 43-34 |
| Playing in October: | 53-38 |
| Playing in November: | 44-45 |
| Playing in December: | 58-42 |
| Playing in January: | 8-5 |
| Scoring fewer than 10 points: | 1-32 |
| Scoring 10 points or more: | 205-131 |
| Scoring 20 points or more: | 179-62 |
| Scoring 30 points or more: | 99-22 |
| Allowing 10 points or less: | 57-2 |
| Allowing 20 points or less: | 136-46 |
| Allowing 30 points or less: | 194-101 |
| Allowing more than 30 points: | 16-68 |
| Scoring first: | 132-60 |
| Scoring on first drive: | 100-46 |
| Opponent scores on first drive: | 65-65 |
| Outcome three points or less: | 40-46 |
| Outcome seven points or less: | 96-87 |
| Playing in overtime: | 13-13 |
| Leading at half: | 149-38 |
| Trailing at half: | 46-108 |
| Tied at half: | 11-18 |
| Leading after three quarters: | 160-29 |
| Trailing after three quarters: | 34-118 |
| Tied after three quarters: | 12-17 |
| Positive turnover margin: | 125-38 |
| Negative turnover margin: | 39-87 |
| Even turnover margin: | 42-39 |

Chiefs Record When Producing...

| | 1960-22 Record | 2013-22 Record | 1960-22 Two or More |
|-------------------|-------------------|-------------------|------------------------|
| 100-Yard Receiver | 148-106-5 (.581) | 47-15-0 (.758) | 18-13-0 (.581) |
| 100-Yard Rusher | 145-55-3 (.722) | 21-5-0 (.808) | 5-1-0 (.833) |
| 300-Yard Passer | 73-59-2 (.552) | 38-11-0 (.776) | 0-0-0 (.000) |

Chiefs Record When Allowing...

| | 1960-22 Record | 2013-22 Record | 1960-22 Two or More |
|-------------------|-------------------|-------------------|------------------------|
| 100-Yard Receiver | 128-131-5 (.494) | 28-24-0 (.538) | 8-10-1 (.447) |
| 100-Yard Rusher | 58-138-4 (.300) | 19-15-0 (.559) | 0-8-0 (.000) |
| 300-Yard Passer | 50-64-1 (.439) | 16-17-0 (.485) | 0-0-0 (.000) |

CHIEFS RECORD WHEN...

POSTSEASON SUPERLATIVES

POSTSEASON SUPERLATIVES

100-Yard Receivers (20)

| Date | Opponent | Player | Rec. | Yds. | Avg. | LG | TD | Result |
|-------------|----------------|---------------------|------|------|------|-----|----|---------------|
| 1. 12/22/68 | @ Oakland | Otis Taylor | 4 | 117 | 29.3 | 55 | 0 | L,6-41 |
| 2. 12/25/71 | Miami | Ed Podolak | 8 | 110 | 13.8 | 29 | 1 | L,24-27 (2OT) |
| 3. 12/25/71 | Miami | Elmo Wright | 3 | 104 | 34.7 | 63 | 0 | |
| 4. 1/5/91 | @ Miami | Stephone Paige | 8 | 142 | 17.8 | 33 | 1 | L,16-17 |
| 5. 12/31/94 | @ Miami | Kimble Anders | 6 | 103 | 17.2 | 57t | 1 | L,17-27 |
| 6. 1/4/98 | Denver | Andre Rison | 8 | 110 | 13.8 | 34 | 0 | L,10-14 |
| 7. 1/4/14 | @ Indianapolis | Dwayne Bowe | 8 | 150 | 18.8 | 63 | 1 | L,44-45 |
| 8. 1/9/16 | @ Houston | Travis Kelce | 8 | 128 | 16.0 | 48 | 0 | W,30-0 |
| 9. 1/12/19 | Indianapolis | Travis Kelce | 7 | 108 | 15.4 | 30 | 0 | W,31-13 |
| 10. 1/20/19 | New England | Sammy Watkins | 4 | 114 | 28.5 | 54 | 0 | L,31-37 OT |
| 11. 1/12/20 | Houston | Travis Kelce | 10 | 134 | 13.4 | 28 | 3 | W,51-31 |
| 12. 1/19/20 | Tennessee | Sammy Watkins | 7 | 114 | 16.3 | 60t | 1 | W,35-24 |
| 13. 2/2/20 | San Francisco | Tyreek Hill | 9 | 105 | 11.7 | 44 | 0 | W,31-20 |
| 14. 1/17/21 | Cleveland | Tyreek Hill | 8 | 110 | 13.8 | 26 | 0 | W,22-17 |
| 15. 1/17/21 | Cleveland | Travis Kelce | 8 | 109 | 13.6 | 24 | 1 | |
| 16. 1/24/21 | Buffalo | Tyreek Hill | 9 | 172 | 19.1 | 71 | 0 | W,38-24 |
| 17. 1/24/21 | Buffalo | Travis Kelce | 13 | 118 | 9.1 | 17 | 2 | |
| 18. 2/7/21 | @ Tampa Bay | Travis Kelce | 10 | 133 | 12.3 | 33 | 0 | L,9-31 |
| 19. 1/16/22 | Pittsburgh | Travis Kelce | 5 | 108 | 21.6 | 48t | 1 | W,42-21 |
| 20. 1/29/22 | Cincinnati | M. Valdes-Scantling | 6 | 116 | 19.3 | 29 | 1 | W,23-20 |

Note: The Chiefs have registered 17 postseason games in franchise history with at least one 100-yard receiver. In games with at least one 100-yard receiver, the Chiefs are 9-8-0 (.529). Kansas City has three postseason games with two or more 100-yard receivers in franchise history. They are 2-1-0 (.667) in those games.

Career Postseason 100-Yard Receiving Games

| Player | 100-Yard Games |
|----------------------------|----------------|
| 1. Travis Kelce (2013-21) | 7 |
| 2. Tyreek Hill (2016-21) | 3 |
| 3. Sammy Watkins (2018-20) | 2 |

100-Yard Rushers (5)

| Date | Opponent | Player | Att. | Yds. | Avg. | LG | TD | Result |
|-------------|---------------|-----------------|------|------|------|-----|----|---------------|
| 1. 12/25/71 | Miami | Wendell Hayes | 22 | 100 | 4.6 | 16 | 0 | L,24-27 (2OT) |
| 2. 12/28/91 | L.A. Raiders | Barry Word | 33 | 130 | 3.9 | 23 | 0 | W,10-6 |
| 3. 1/11/04 | Indianapolis | Priest Holmes | 24 | 176 | 7.3 | 48 | 2 | L,31-38 |
| 4. 1/12/19 | Indianapolis | Damien Williams | 25 | 129 | 5.2 | 24 | 1 | W,31-13 |
| 5. 2/2/20 | San Francisco | Damien Williams | 17 | 104 | 6.1 | 38t | 1 | W,31-20 |

Note: The Chiefs have registered five postseason games with a 100-yard rusher in franchise history. The team is 3-2 (.600) all-time in postseason games with a 100-yard rusher. The club has never had two or more 100-yard rushers in a postseason game in franchise history.

Career 100-Yard Rushing Games

| Player | 100-Yard Games |
|------------------------------|----------------|
| 1. Damien Williams (2018-19) | 2 |
| 2t. Wendell Hayes (1968-74) | 1 |
| Barry Word (1990-92) | 1 |
| Priest Holmes (2001-07) | 1 |

300-Yard Passers (6)

| Date | Opponent | Player | Att. | Comp. | Yds. | LG | TD | INT | Result |
|-------------|----------------|-------------|------|-------|------|-----|----|-----|---------|
| 1. 12/31/94 | Miami | Joe Montana | 37 | 26 | 314 | 57t | 2 | 1 | L,17-27 |
| 2. 1/4/14 | @ Indianapolis | Alex Smith | 46 | 30 | 378 | 79t | 4 | 0 | L,44-45 |
| 3. 1/12/20 | Houston | P.Mahomes | 35 | 23 | 321 | 48 | 5 | 0 | W,51-31 |
| 4. 1/24/21 | Buffalo | P.Mahomes | 38 | 29 | 325 | 71 | 3 | 0 | W,38-24 |
| 5. 1/16/22 | Pittsburgh | P.Mahomes | 39 | 30 | 404 | 48t | 5 | 1 | W,42-21 |
| 6. 1/29/23 | Cincinnati | P.Mahomes | 43 | 29 | 326 | 29 | 2 | 0 | W,23-20 |

Note: The Chiefs have recorded six postseason games with an individual 300-yard passer. The club is 4-2 (.667) all-time in postseason games with a 300-yard passer.

Career 300-Yard Passing Games

| Player | Games | Record |
|------------------------------|-------|-------------|
| 1. Patrick Mahomes (2017-22) | 4 | 4-0 (1.000) |
| 2t. Joe Montana (1993-94) | 1 | 0-1 (.000) |
| Alex Smith (2013-17) | 1 | 0-1 (.000) |

POSTSEASON OPPONENT SUPERLATIVES

100-Yard Pass Receivers (14)

| Date | Opponent | Player | Rec. | Yds. | Avg. | LG | TD | Result |
|-------------|----------------|-----------------|------|------|------|-----|----|---------------|
| 1. 1/1/67 | @ Buffalo | Bobby Burnett | 6 | 127 | 21.2 | 42 | 0 | W,31-7 |
| 2. 1/15/67 | @ Green Bay | Max McGee | 7 | 138 | 19.7 | 37t | 2 | L,10-35 |
| 3. 1/11/70 | Minnesota | John Henderson | 7 | 111 | 15.9 | 28 | 0 | W,23-7 |
| 4. 12/25/71 | Miami | Paul Warfield | 7 | 140 | 20.0 | 35 | 0 | L,24-27 (2OT) |
| 5. 1/5/92 | @ Buffalo | Andre Reed | 4 | 100 | 25.0 | 53t | 2 | L,14-37 |
| 6. 1/6/07 | @ Indianapolis | Dallas Clark | 9 | 103 | 11.4 | 21 | 0 | L,8-23 |
| 7. 1/9/11 | Baltimore | Todd Heap | 10 | 108 | 10.8 | 21 | 0 | L,7-30 |
| 8. 1/4/14 | @ Indianapolis | T.Y. Hilton | 13 | 224 | 17.2 | 64t | 2 | L,44-45 |
| 9. 1/16/16 | @ New England | Julian Edelman | 10 | 100 | 10.0 | 14 | 0 | L,20-27 |
| 10. 1/15/17 | Pittsburgh | Antonio Brown | 6 | 108 | 18.0 | 52 | 0 | L,16-18 |
| 11. 1/12/20 | Houston | DeAndre Hopkins | 9 | 118 | 13.1 | 38 | 0 | W,51-31 |
| 12. 1/23/22 | Buffalo | Gabriel Davis | 8 | 201 | 25.1 | 75t | 4 | W,42-36 (OT) |
| 13. 1/30/22 | Cincinnati | Tee Higgins | 6 | 103 | 17.2 | 44 | 0 | L,24-27 (OT) |
| 14. 2/12/23 | @ Philadelphia | DeVonta Smith | 7 | 100 | 14.3 | 45 | 0 | W,38-35 |

100-Yard Rushers (11)

| Date | Opponent | Player | Att. | Yds. | Avg. | LG | TD | Result |
|-------------|----------------|----------------|------|------|------|-----|----|--------------|
| 1. 12/28/86 | @ N.Y. Jets | Freeman McNeil | 31 | 135 | 4.4 | 24 | 1 | L,15-35 |
| 2. 12/28/91 | L.A. Raiders | Nick Bell | 20 | 107 | 5.4 | 19 | 0 | W,10-6 |
| 3. 1/5/92 | @ Buffalo | Thurman Thomas | 22 | 100 | 4.5 | 19 | 0 | L,14-37 |
| 4. 1/2/93 | @ San Diego | Marion Butts | 15 | 119 | 7.9 | 54t | 1 | L,0-17 |
| 5. 1/23/94 | @ Buffalo | Thurman Thomas | 33 | 186 | 5.6 | 33 | 3 | L,13-30 |
| 6. 1/4/98 | Denver | Terrell Davis | 25 | 101 | 4.0 | 41 | 2 | L,10-14 |
| 7. 1/11/04 | Indianapolis | Edgerrin James | 26 | 125 | 4.8 | 18 | 2 | L,31-38 |
| 8. 1/6/07 | @ Indianapolis | Joseph Addai | 25 | 122 | 4.9 | 14 | 1 | L,8-23 |
| 9. 1/15/17 | Pittsburgh | Le'Veon Bell | 30 | 170 | 5.7 | 38 | 0 | L,16-18 |
| 10. 1/6/18 | Tennessee | Derrick Henry | 23 | 156 | 6.8 | 35t | 1 | L,21-22 |
| 11. 1/20/19 | New England | Sony Michel | 29 | 113 | 3.9 | 11 | 2 | L,31-37 (OT) |

300-Yard Passers

| Date | Opponent | Player | Att. | Comp. | Yds. | LG | TD | INT | Result |
|-------------|----------------|-----------------|------|-------|------|-----|----|-----|--------------|
| 1. 12/22/68 | @ Oakland | Daryle Lamonica | 39 | 19 | 347 | 54t | 5 | 0 | L,6-41 |
| 2. 1/16/94 | @ Houston | Warren Moon | 43 | 32 | 306 | 30 | 1 | 1 | W,28-20 |
| 3. 1/11/04 | Indianapolis | Peyton Manning | 30 | 22 | 304 | 38 | 3 | 0 | L,31-38 |
| 4. 1/4/14 | @ Indianapolis | Andrew Luck | 45 | 29 | 443 | 64t | 4 | 3 | L,44-45 |
| 5. 1/16/16 | @ New England | Tom Brady | 42 | 28 | 302 | 42 | 2 | 0 | L,20-27 |
| 6. 1/20/19 | New England | Tom Brady | 46 | 30 | 348 | 30 | 1 | 2 | L,31-37 (OT) |
| 7. 1/12/20 | Houston | Deshawn Watson | 52 | 31 | 388 | 54t | 2 | 0 | W,51-31 |
| 8. 1/23/22 | Buffalo | Josh Allen | 37 | 27 | 329 | 75t | 4 | 0 | W,42-36 (OT) |
| 9. 2/12/23 | @ Philadelphia | Jalen Hurts | 38 | 27 | 304 | 45t | 1 | 0 | W,38-35 |

POSTSEASON ALL-TIME MISCELLANEOUS SCORES

All-Time Defensive Scores

| Date | Opponent | Defensive Score | Result |
|----------|--------------|----------------------------------------------------|---------|
| 12/28/86 | @ NY Jets | Safety, NYJ P Dave Jennings rushes out of end zone | L,15-35 |
| 2/12/23 | Philadelphia | Nick Bolton, 36-yard fumble return | W,38-35 |

Notes: The Chiefs are 1-1 (.500) in games when producing a defensive score (TD or safety) in the postseason.

All-Time Special Teams Scores

| Date | Opponent | Special Teams Score | Result |
|----------|--------------|-------------------------------------------------|----------|
| 12/28/86 | @ NY Jets | Albert Lewis, blocked punt recovery in end zone | L, 15-35 |
| 1/11/04 | Indianapolis | Dante Hall, 92-yard kickoff return | L, 31-38 |
| 1/9/16 | @ Houston | Knile Davis, 106-yard kickoff return | W, 30-0 |

Notes: The Chiefs are 1-2 (.333) in games when producing a special teams score (TD or safety) in the postseason.

q e b = e f b c p e ^ s b r o l a r ` b a ≠ k b = m p q p b ^ p l k ÷ p e r q l r q k
h ^ k p ^ p = f q v e ^ p = b b k ÷ p e r q l r q ≠ k i v ≠ k ` b = k q e b
m p q p b ^ p l k k

All-Time Shutouts

| Date | Opponent | Score |
|--------|-----------|-------|
| 1/9/16 | @ Houston | 30-0 |

All-Time Opponent Shutouts

| Date | Opponent | Score |
|--------|----------------------|-------|
| 1/2/93 | @ San Diego Chargers | 0-17 |

All-Time Two-Point Conversions

| Date | Opponent | Two-Point Play | Result |
|--------|----------|-----------------------------------|--------|
| 1/6/07 | @ Ind. | Kris Wilson pass from Trent Green | L,8-23 |

Year-By-Year Two-Point Conversions/Attempts

| | | |
|-------------------|-------|-----|
| 2006 | | 1/1 |
| 2016 | | 0/1 |
| Total Conversions | | 1 |
| Total Attempts | | 2 |

POSTSEASON SUPERLATIVES

Conversion Pct.500

POSTSEASON CAREER LEADERS

Games Played

| | Player | Games Played |
|------|-----------------------------------|--------------|
| 1t. | Travis Kelce (2013-22) | 18 |
| | James Winchester (2015-22) | 18 |
| 3t. | Daniel Sorensen (2014-21) | 15 |
| | Harrison Butker (2017-22) | 15 |
| | Chris Jones (2016-22) | 15 |
| 6t. | Patrick Mahomes (2017-22) | 14 |
| | Derrick Nnadi (2018-22) | 14 |
| 8t. | Tyreek Hill (2016-21) | 13 |
| | Demarcus Robinson (2016-21) | 13 |
| | Anthony Sherman (2013-20) | 13 |
| 11t. | Dustin Colquitt (2005-19) | 12 |
| | Nick Allegretti (2019-22) | 12 |
| | Frank Clark (2019-22) | 12 |
| 14t. | Eric Fisher (2013-20) | 11 |
| | Anthony Hitchens (2018-21) | 11 |
| | Ben Niemann (2018-21) | 11 |
| | Charvarius Ward (2018-21) | 11 |
| | Andrew Wylie (2017-22) | 11 |
| 19t. | John Alt (1984-96) | 10 |
| | Tim Grunhard (1990-00) | 10 |
| | Dave Szott (1990-00) | 10 |
| | Derrick Thomas (1989-99) | 10 |
| | Mecole Hardman (2019-22) | 10 |
| | Marcus Kemp (2017-22) | 10 |

Rushing

All players with more than 200 postseason rushing yards

| | Player | No. | Yds. | Avg. | TD |
|----|----------------------------------|-----------|------------|------------|----------|
| 1. | Marcus Allen (1993-97) | 100 | 386 | 3.9 | 3 |
| 2. | Patrick Mahomes (2017-22) | 67 | 384 | 5.7 | 5 |
| 3. | Damien Williams (2018-19) | 81 | 355 | 4.4 | 6 |
| 4. | Wendell Hayes (1968-74) | 51 | 208 | 4.1 | 1 |

Receptions

| | Player | No. | Yds. | Avg. | TD |
|-----|-------------------------------|------------|--------------|-------------|-----------|
| 1. | Travis Kelce (2013-22) | 133 | 1,548 | 11.6 | 16 |
| 2. | Tyreek Hill (2016-21) | 84 | 1,081 | 12.9 | 5 |
| 3t. | J.J. Birden (1990-94) | 27 | 363 | 13.4 | 2 |
| | Otis Taylor (1965-75) | 27 | 481 | 17.8 | 2 |
| 5. | Sammy Watkins (2018-20) | 25 | 477 | 19.1 | 1 |
| 6. | Mecole Hardman (2019-22) | 22 | 226 | 10.3 | 2 |
| 7t. | Keith Cash (1992-96) | 21 | 266 | 12.7 | 1 |
| | Damien Williams (2018-19) | 21 | 185 | 8.8 | 4 |

Receiving Yards

All players with more than 200 postseason receptions

| | Player | Yds. | No. | Avg. | TD |
|----|-------------------------------|--------------|------------|-------------|-----------|
| 1. | Travis Kelce (2013-22) | 1,548 | 133 | 11.6 | 16 |
| 2. | Tyreek Hill (2016-21) | 1,081 | 84 | 12.9 | 5 |
| 3. | Otis Taylor (1965-75) | 481 | 27 | 17.8 | 2 |
| 4. | Sammy Watkins (2018-20) | 477 | 25 | 19.1 | 1 |
| 5. | J.J. Birden (1990-94) | 363 | 27 | 13.4 | 2 |
| 6. | Keith Cash (1992-96) | 266 | 21 | 12.7 | 1 |
| 7. | Willie Davis (1991-95) | 239 | 16 | 14.9 | 1 |
| 8. | Mecole Hardman (2019-22) | 226 | 22 | 10.3 | 2 |
| 9. | Demarcus Robinson (2016-21) | 220 | 14 | 15.7 | 1 |

Passing

| | Player | Att. | Comp. | Yds. | Pct. | TDINT |
|----|----------------------------------|------------|------------|--------------|---------------|----------|
| 1. | Patrick Mahomes (2017-22) | 523 | 352 | 4,084 | .67335 | 7 |
| 2. | Len Dawson (1962-75) | 188 | 107 | 1,497 | .569 | 7 |
| 3. | Alex Smith (2013-17) | 185 | 120 | 1,250 | .649 | 9 |
| 4. | Joe Montana (1993-94) | 141 | 85 | 1,014 | .603 | 6 |

Scoring

All players with 20 or more postseason points

| | Player | TD | FG | PAT | Total |
|----|----------------------------------|-----------|-----------|-----------|------------|
| 1. | Harrison Butker (2017-22) | 0 | 21 | 54 | 117 |
| 2. | Travis Kelce (2013-22) | 16 | 0 | 0 | 96 |
| 3. | Damien Williams (2018-19) | 10 | 0 | 0 | 60 |
| 4. | Nick Lowery (1980-93) | 0 | 8 | 13 | 37 |
| 5. | Tyreek Hill (2016-21) | 6 | 0 | 0 | 36 |
| 6. | Jan Stenerud (1967-79) | 0 | 9 | 8 | 35 |
| 7. | Patrick Mahomes (2017-22) | 5 | 0 | 0 | 30 |
| 8. | Cairo Santos (2014-17) | 0 | 6 | 6 | 24 |

Touchdowns

All players with 3 or more postseason touchdowns

| | Player | Rec. | Rush. | Return | Total |
|----|----------------------------------|-----------|-----------|-----------|------------|
| 1. | Harrison Butker (2017-22) | 0 | 21 | 54 | 117 |
| 2. | Travis Kelce (2013-22) | 16 | 0 | 0 | 96 |
| 3. | Damien Williams (2018-19) | 10 | 0 | 0 | 60 |
| 4. | Nick Lowery (1980-93) | 0 | 8 | 13 | 37 |
| 5. | Tyreek Hill (2016-21) | 6 | 0 | 0 | 36 |
| 6. | Jan Stenerud (1967-79) | 0 | 9 | 8 | 35 |
| 7. | Patrick Mahomes (2017-22) | 5 | 0 | 0 | 30 |
| 8. | Cairo Santos (2014-17) | 0 | 6 | 6 | 24 |

| | | | | | |
|-----|----------------------------------|-----------|----------|----------|-----------|
| 1. | Travis Kelce (2013-22) | 16 | 0 | 0 | 16 |
| 2. | Damien Williams (2018-19) | 4 | 6 | 0 | 10 |
| 3. | Tyreek Hill (2016-21) | 5 | 1 | 0 | 6 |
| 4. | Patrick Mahomes (2017-22) | 0 | 5 | 0 | 5 |
| 5t. | Marcus Allen (1993-97) | 0 | 3 | 0 | 3 |
| | Knile Davis (2013-16) | 1 | 1 | 1 | 3 |
| | Mike Garrett (1966-70) | 0 | 3 | 0 | 3 |
| | Mecole Hardman (2019-22) | 2 | 1 | 0 | 3 |
| | Byron Pringle (2018-21) | 3 | 0 | 0 | 3 |

Interceptions

| | Player | No. | Yds. | Avg. | TD |
|-----|---------------------------|-----|------|------|----|
| 1. | Emmitt Thomas (1966-78) | 5 | 101 | 20.2 | 0 |
| 2. | Johnny Robinson (1960-71) | 4 | 131 | 32.8 | 0 |
| 3t. | Deron Cherry (1981-91) | 3 | 47 | 15.7 | 0 |
| | Jim Marsalis (1969-75) | 3 | 65 | 21.7 | 0 |
| 5t. | Husain Abdullah (2013-15) | 2 | 5 | 2.5 | 0 |
| | Eric Berry (2010-18) | 2 | 0 | 0.0 | 0 |
| | Eric Everett (1991) | 2 | 38 | 19.0 | 0 |
| | Willie Lanier (1967-77) | 2 | 26 | 13.0 | 0 |
| | Ty Law (2006-07) | 2 | 43 | 21.5 | 0 |
| | Lonnie Marts (1991-93) | 2 | 19 | 9.5 | 0 |
| | Marcus Peters (2015-17) | 2 | 30 | 15.0 | 0 |
| | Jaylen Watson (2022) | 2 | 11 | 5.5 | 0 |

Sacks

| | | |
|-----|---------------------------------|------------|
| 1. | Frank Clark (2019-22) | 10.5 |
| 2t. | Neil Smith (1988-96) | 6.5 |
| | Derrick Thomas (1989-99) | 6.5 |
| 4. | Justin Houston (2011-18) | 4.0 |
| 5t. | Tanoh Kpassagnon (2017-20) | 3.0 |
| | Albert Lewis (1983-93) | 3.0 |
| 7t. | Allen Bailey (2011-18) | 2.0 |
| | Martin Bayless (1992-93, 95-96) | 2.0 |
| | Tamba Hali (2006-17) | 2.0 |
| | Melvin Ingram (2021) | 2.0 |
| | Joe Phillips (1992-97) | 2.0 |
| | L'Jarvis Sneed (2020-22) | 2.0 |
| | Bennie Thompson (1992-93) | 2.0 |
| | Chris Jones (2016-22) | 2.0 |

Tackles

All players with 40 or more postseason tackles

| | | |
|-----|---------------------------------|-----------|
| 1. | Daniel Sorensen (2014-21) | 77 |
| 2. | Anthony Hitchens (2018-21) | 62 |
| 3. | L'Jarvis Sneed (2020-22) | 58 |
| 4. | Charvarius Ward (2018-21) | 54 |
| 5. | Eric Berry (2010-18) | 42 |
| 6. | Nick Bolton (2021-22) | 41 |
| 7t. | Derrick Johnson (2005-17) | 40 |
| | Tyrann Mathieu (2019-21) | 40 |

Punting

All players with 10 or more postseason punts; Sorted by average

| | Player | No. | Yds. | Avg. |
|----|---------------------------------|-----------|--------------|-------------|
| 1. | Dustin Colquitt (2005-19) | 43 | 1,938 | 45.1 |
| 2. | Tommy Townsend (2020-22) | 24 | 1,038 | 43.3 |
| 3. | Jerrel Wilson (1963-77) | 39 | 1,693 | 43.4 |
| 4. | Bryan Barker (1990-93) | 38 | 1,613 | 42.4 |
| 5. | Louie Aguiar (1994-98) | 11 | 459 | 41.7 |

Punt Returning

All players with 10 or more postseason punt returns; Sorted by average

| | Player | No. | Yds. | Avg. | TD |
|----|------------------------|-----|------|------|----|
| 1. | Mike Garrett (1966-70) | 11 | 73 | 6.6 | 0 |
| 2. | Tyreek Hill (2016-21) | 12 | 40 | 3.3 | 0 |

Kickoff Returning

All players with 10 or more postseason kickoff returns; Sorted by average

| | Player | No. | Yds. | Avg. | TD |
|----|--------------------------|-----|------|------|----|
| 1. | Dante Hall (2000-06) | 10 | 266 | 26.6 | 1 |
| 2. | Byron Pringle (2018-21) | 10 | 243 | 24.3 | 0 |
| 3. | Mecole Hardman (2019-22) | 14 | 312 | 22.3 | 0 |
| 4. | John Stephens (1993) | 10 | 199 | 19.9 | 0 |

POSTSEASON LONGEST PLAYS

Rushing

| | Player (Opponent, Date) | Yards |
|----|--------------------------------------------------|-----------|
| 1. | Mecole Hardman (vs. Buffalo, 1/24/21) | 50 |
| 2. | Priest Holmes (vs. Indianapolis, 1/11/04) | 48 |
| 3. | Jamaal Charles (vs. Baltimore, 1/9/11) | 41 (TD) |
| 4. | Isiah Pacheco (vs. Jacksonville, 1/21/23) | 39 |
| 5. | Damien Williams (vs. San Francisco, 2/2/20) | 38 (TD) |
| 6. | Tyreek Hill (vs. Indianapolis, 1/12/19) | 36 (TD) |

POSTSEASON SUPERLATIVES

| | | |
|----|-----------------------------------------------------------|---------|
| 7. | Patrick Mahomes (vs. Buffalo, 1/23/22) | 34 |
| 8. | Patrick Mahomes (vs. Tennessee, 1/19/20) | 27 (TD) |
| 9. | Clyde Edwards-Helaire (at Tampa Bay, 2/7/21) | 26 |
| | Patrick Mahomes (vs. Philadelphia, 2/12/23) | 26 |

Passing

| | Player (Opponent, Date) | Yards |
|----|-------------------------------------------------------------------|---------|
| 1. | Alex Smith - Donnie Avery (at Indianapolis, 1/4/14) | 79 (TD) |
| 2. | Patrick Mahomes - Tyreek Hill (vs. Buffalo, 1/24/21) | 71 |
| 3. | Patrick Mahomes - Tyreek Hill (vs. Buffalo, 1/23/22) | 64 (TD) |
| 4. | Alex Smith - Dwayne Bowe (at Indianapolis, 1/4/14) | 63 |
| 5. | Patrick Mahomes - Sammy Watkins (vs. Ten., 1/19/20) ... | 60 (TD) |
| 6. | Joe Montana - Kimble Anders (at Miami, 12/31/94) | 57 (TD) |
| 7. | Patrick Mahomes - Sammy Watkins (vs. NE, 1/20/19) | 54 |
| 8. | Elvis Grbac - Joe Horn (vs. Denver, 1/4/98) | 50 |

Interception Return

| | Player (Opponent, Date) | Yards |
|----|--------------------------------------------------|-------|
| 1. | Ty Law (at Indianapolis, 1/6/07) | 43 |
| 2. | Rashad Fenton (vs. Buffalo, 1/24/21) | 30 |
| 3. | Deron Cherry (vs. L.A. Raiders, 12/28/91) | 29 |
| 4. | Marcus Peters (vs. Tennessee, 1/6/18) | 28 |
| 5. | Daniel Sorensen (vs. New England, 1/20/19) | 24 |
| 6. | Eric Everett (vs. L.A. Raiders, 12/28/91) | 23 |
| 7. | Josh Mauga (at Houston, 1/9/16) | 20 |

Fumble Return

| | Player (Opponent, Date) | Yards |
|----|------------------------------------------------------|---------|
| 1. | Nick Bolton (vs. Philadelphia, 2/12/23) | 36 (TD) |
| 2. | Darwin Thompson (vs. Houston, 1/23/20) | 18 |
| 3. | Justin Houston (at Indianapolis, 1/4/14) | 7 |
| 4. | Johnny Robinson (vs. Minnesota, 1/11/70) | 2 |

Punt Return

| | Player (Opponent, Date) | Yards |
|----|---------------------------------------------------------|-------|
| 1. | Kadarius Toney (vs. Philadelphia, 2/12/23) | 65 |
| 2. | Mecole Hardman (vs. Pittsburgh, 1/16/22) | 48 |
| 3. | Tyreek Hill (vs. Buffalo, 1/23/22) | 45 |

Kickoff Return

| | Player (Opponent, Date) | Yards |
|----|----------------------------------------------|----------|
| 1. | Knile Davis (at Houston, 1/9/16) | 106 (TD) |
| 2. | Dante Hall (vs. Indianapolis, 1/11/04) | 92 (TD) |
| 3. | Mecole Hardman (vs. Houston, 1/12/20) | 58 |

Punt

| | Player (Opponent, Date) | Yards |
|----|---------------------------------------------------------|-------|
| 1. | Dustin Colquitt (at Indianapolis, 1/6/07) | 66 |
| 2. | Louie Aguiar (vs. Denver, 1/4/98) | 62 |
| 3. | Jerrel Wilson (at Green Bay, 1/15/67) | 61 |
| 4. | Tommy Townsend (vs. Jacksonville, 1/21/23) | 60 |
| 5. | Dustin Colquitt (vs. New England, 1/20/19) | 59 |
| | Jerrel Wilson (vs. Minnesota, 1/11/70) | 59 |
| 7. | Jerrel Wilson (at Oakland, 12/22/68) | 58 |
| 8. | Tommy Townsend (vs. Cincinnati, 1/30/22) | 57 |
| 9. | Dustin Colquitt (at Houston, 1/9/16) | 56 |
| | Jerrel Wilson (at Oakland, 1/4/70) | 56 |

Field Goal

| | Player (Opponent, Date) | Yards |
|----|----------------------------------------------------------|-------|
| 1. | Harrison Butker (at Tampa Bay, 2/7/21) | 52 |
| 2. | Harrison Butker (vs. Cleveland, 1/17/21) | 50 |
| | Harrison Butker (vs. Jacksonville, 1/21/23) | 50 |
| | Harrison Butker (vs. Jacksonville, 1/21/23) | 50 |
| 5. | Harrison Butker (at Buffalo, 1/23/22) | 49 |
| | Cairo Santos (at Houston, 1/9/16) | 49 |
| 7. | Cairo Santos (vs. Pittsburgh, 1/15/17) | 48 |
| | Jan Stenerud (vs. Minnesota, 1/11/70) | 48 |
| 9. | Harrison Butker (vs. Buffalo, 1/24/21) | 45 |
| | Harrison Butker (vs. Cincinnati, 1/29/23) | 45 |

POSTSEASON BIG YARDAGE DAYS

Rushing

Includes all players with 150 rushing yards

| | Player (Opponent, Date) | Yards |
|----|-------------------------------------------------|-------|
| 1. | Preist Holmes (vs. Indianapolis, 1/11/04) | 176 |

Passing

Includes all players with 350 passing yards

| | Player (Opponent, Date) | Yards |
|-----|--------------------------------------------------------|-------|
| 1. | Patrick Mahomes (vs. Pittsburgh, 1/16/22) | 404 |
| 2t. | Patrick Mahomes (vs. Buffalo, 1/23/22) | 378 |
| | Alex Smith (at Indianapolis, 1/4/14) | 378 |

Receiving

Includes all players with 150 receiving yards

| | Player (Opponent, Date) | Yards |
|-----|------------------------------------------------------|-------|
| 1. | Tyreek Hill - 9 rec. (vs. Buffalo, 1/24/21) | 172 |
| 2t. | Dwayne Bowe - 8 rec. (at Indianapolis, 1/4/14) | 150 |
| | Tyreek Hill - 11 rec. (vs. Buffalo, 1/23/22) | 150 |

CHIEFS POSTSEASON RECORD WHEN...

ALL-TIME, THROUGH SUPER BOWL LVII

Chiefs Postseason Record When...

| | |
|----------------------------------|----------------|
| Postseason: | 20-21-0 (.488) |
| In Overtime | 2-2 (.500) |
| In Wild Card Games*: | 4-8 (.333) |
| In Divisional Games*: | 6-7 (.462) |
| In Championship Games: | 3-3 (.500) |
| In Super Bowls: | 3-2 (.600) |
| * Since 1970 | |
| Home: | 11-9 (.550) |
| Cotton Bowl: | 0-0 (.000) |
| Municipal Stadium: | 0-1 (.000) |
| GEHA Field at Arrowhead Stadium: | 11-8 (.579) |
| Away: | 6-10 (.375) |
| Neutral Site | 3-2 (.600) |

Chiefs Postseason Record When...

| | |
|---------------------------------|-------|
| Postseason: | 20-21 |
| Home: | 11-9 |
| Away: | 6-10 |
| Neutral Site | 3-2 |
| Outdoors: | 19-19 |
| Indoors: | 1-2 |
| On grass: | 16-15 |
| On artificial turf: | 4-6 |
| Scoring fewer than 10 points: | 0-6 |
| Scoring 10 points or more: | 20-14 |
| Scoring 20 points or more: | 17-6 |
| Scoring 30 points or more: | 10-3 |
| Allowing 10 points or less: | 6-1 |
| Allowing 20 points or less: | 12-5 |
| Allowing 30 points or less: | 17-13 |
| Allowing more than 30 points: | 3-8 |
| Scoring first: | 9-9 |
| Scoring on first drive: | 8-9 |
| Opponent scores on first drive: | 10-8 |
| Outcome three points or less: | 4-7 |
| Outcome seven points or less: | 9-11 |
| Playing in overtime: | 3-3 |
| Leading at half: | 13-4 |
| Trailing at half: | 3-14 |
| Tied at half: | 4-3 |
| Leading after three quarters: | 16-4 |
| Trailing after three quarters: | 4-15 |
| Tied after three quarters: | 0-2 |
| Positive turnover margin: | 10-5 |
| Negative turnover margin: | 2-14 |
| Even turnover margin: | 8-2 |

Chiefs Postseason Record When Producing...

| | 1960-22 Record | 1960-22 Two or More |
|-------------------|----------------|---------------------|
| 100-Yard Receiver | 9-8 (.529) | 2-1 (.667) |
| 100-Yard Rusher | 3-2 (.600) | 0-0 (.000) |
| 300-Yard Passer | 4-2 (.667) | 0-0 (.000) |

Chiefs Postseason Record When Allowing...

| | 1960-22 Record | 1960-22 Two or More |
|-------------------|----------------|---------------------|
| 100-Yard Receiver | 4-10 (.286) | 0-0 (.000) |
| 100-Yard Rusher | 1-10 (.091) | 0-0 (.000) |
| 300-Yard Passer | 4-5 (.444) | 0-0 (.000) |